

DOCUMENT RESUME

ED 408 901

HE 030 220

TITLE Minnesota Higher Education Consumer Report on Vocational and Technical College Programs. Graduate Follow-up and Related Information for Prospective Students. Pilot Edition.

INSTITUTION Minnesota State Dept. of Economic Security, St. Paul.; Minnesota State Colleges and Universities System, St. Paul.

PUB DATE Jul 96

NOTE 166p.; Contains colored paper that may not reproduce well.

PUB TYPE Numerical/Quantitative Data (110) -- Tests/Questionnaires (160)

EDRS PRICE MF01/PC07 Plus Postage.

DESCRIPTORS Career Awareness; Career Education; Career Exploration; Career Information Systems; Followup Studies; *Graduate Surveys; Job Placement; Noncollege Bound Students; Occupations; Program Guides; State Curriculum Guides; State Programs; *State Schools; Technical Institutes; Two Year colleges; *Vocational Education; Vocational Followup; Vocational Schools; Vocational Training Centers

IDENTIFIERS *Minnesota

ABSTRACT

This report, based on employment data for 1994 Minnesota technical college graduates, is intended to provide information that will enable prospective students make informed educational and career decisions. The report, organized into six sections, includes: (1) An introduction, with definitions of terms and a list of technical college programs in the state, by group; (2) data tables of state program information, organized by region southeast, southwest, northeast, northwest, central, and metro and by campus; (3) statewide instructional program comparison tables and index; (4) a list of job titles of graduates, organized by field of study; (5) a list of program descriptions; and (6) other resource material available. These additional resources include: college and campus names, address, and phone numbers; labor market information; a publications list; Internet addresses; maps of colleges and campuses, workforce centers, and state occupational data regions. (CH)

 * Reproductions supplied by EDRS are the best that can be made *
 * from the original document. *

Minnesota Higher Education

CONSUMER REPORT

on Vocational - Technical College Programs

ED 408 901

Graduate follow-up and related information for prospective students

U.S. DEPARTMENT OF EDUCATION
Office of Educational Research and Improvement
EDUCATIONAL RESOURCES INFORMATION CENTER (ERIC)

- This document has been reproduced as received from the person or organization originating it.
- Minor changes have been made to improve reproduction quality.

• Points of view or opinions stated in this document do not necessarily represent official OERI position or policy

**PILOT EDITION
JULY 1996**

Prepared by
Minnesota Department of
Economic Security &
Minnesota State Colleges
and Universities

PERMISSION TO REPRODUCE AND
DISSEMINATE THIS MATERIAL
HAS BEEN GRANTED BY

Minnesota State
Colleges & Universities

TO THE EDUCATIONAL RESOURCES
INFORMATION CENTER (ERIC)

BEST COPY AVAILABLE

12030220
ERIC
Full Text Provided by ERIC

Enclosed, please find your copy of the *Minnesota Higher Education Consumer Report on Vocational-Technical College Programs*. This reference document provides information about the employment status of **1994 Minnesota Technical College graduates** to assist prospective students in making informed educational and career decisions. It was created through a joint effort between the Minnesota Department of Economic Security (MDES) and Minnesota State Colleges and Universities (MnSCU).

Be aware that some program titles given in this report do not exactly match the program title a college has assigned to the program but have been standardized here for comparative purposes. For example, "Machine Assistant" here is called "Machine Tool Careers" at Minneapolis Community & Technical College. Also, MnSCU is continually evaluating programs for effectiveness, related-employment success, etc. As a result, some of the programs listed here have been eliminated since 1994 and new programs have been added. Refer to the current college bulletins, or directly contact the individual colleges for the exact program title of each program and for a listing of programs currently available.

Please familiarize your staff with the reports contained herein so they can assist customers with its use. This report should be kept as a reference book in a career or education resource area. We are limiting the distribution of this publication to one copy per institution, however, you are free to photocopy its contents as needed. The institutions which will be receiving this publication include Minnesota Technical Colleges, Minnesota Workforce Centers, and major public libraries statewide.

As this is meant to be a consumer-friendly product, it is important for us to continuously collect user-feedback, especially in this, its pilot year. We have therefore included a *User Survey* which we hope you will have your customers and staff complete and return to us after they have used the report. Please make multiple copies of the survey for this purpose. If you have any further questions, suggestions, or comments on this report or the survey, please call Katie Sterns, Labor Market Information Analyst (author), MDES at (612) 296-1298.

Thank you.

**THIS REPORT IS BASED ON
AUDITED DATA FROM 1994 GRADUATES**

How to use the reports in this guide:

Section 2. Instructional Program Information by Region & Campus

Here you will find program information organized into geographic regions and by Technical College Campus.

Sample :
 Region of Minnesota: Central, Metro, Northeast, Northwest, Southeast, Southwest
 Minnesota Technical College Campus- listed alphabetically within the region
 Thumb index to the state regions

CENTRAL REGION

St. Cloud Campus

CENTRAL

Business Management & Administrative Services

Total # Graduates	Total # of Graduates unavailable for work →	# Unavailable because continuing their education	Related Employment Ratio: # of Graduates in related work/ Total # of Grads. available for work →	% of Available Graduates in related work. (Based on related employment ratio.)
-------------------	---	--	--	--

Accounting

34	4	3	27 / 30	90%
----	---	---	---------	-----

Accounting Tech.

9	3	2	6 / 6	100%
---	---	---	-------	------

Communications

Major Program Grouping
 Individual Programs are listed alphabetically under their major program grouping

Section 3. Statewide Instructional Program Comparison

Use this section to look up specific programs you are interested in. Each program in Minnesota is listed with every campus that offers the program listed below it. Refer to the index located at the beginning of this section to help you locate the programs within this section.

Sample:

PROGRAM COMPARISON REPORT

Campus or Location	Total # Graduates	Total # of Graduates unavailable for work →	# Unavailable because continuing their education	Related Employment Ratio: # of Graduates in related work/ Total # of Grads. available for work →	% of Available Graduate in related work. (Based on related employment ratio.)
--------------------	-------------------	---	--	--	---

Communications

Advertising

St. Cloud	12	7	2	4 / 5	80%
Wadena	4	0	0	4 / 4	100%

Campuses which offer the program Advertising and their follow-up information

Communications, General

Minneapolis	18	2	0	14 / 16	88%
-------------	----	---	---	---------	-----

Major Program Grouping
 Individual Programs are listed alphabetically under their major program grouping

Section 4. Job Titles of Graduates

This section gives a listing of the job titles reported by 1994 Technical College graduates. These jobs were all determined to be related to the graduate's training program. There may have been more than one graduate with the same job title but each title is only listed once.

Sample:

Program Title

A related job title of a graduate from an Accounting program at a Minnesota Technical College- the job titles are listed alphabetically under each program title

Accounting A/P & Purchasing Order Clerk Account Billing Account Clerk Account Servicer	Membership Service Accountant Mutual Fund Accountant II Night Auditor Night Auditor/Accounts Payable Clerk Night Cashier	Profiter Receptionist Reconciler Sales Associate Secretary
---	--	--

Section 5. Program Descriptions

Here you will find general descriptions for each program offered at Minnesota Technical Colleges in 1994. You should contact the college directly to get more information as each program may differ slightly from campus to campus. The program name may also be different (although program content should be similar to the descriptions given in this section).

Sample:

Program Title

Program Description

Custodial, Housekeeping and Home Services Workers and Manager, Other Any instructional program in institutional, home management, and supporting programs not classified elsewhere.	Electrical and Electronics Equipment Installer and Repairer, General An instructional program that generally prepares individuals to apply technical knowledge and skills to operate, maintain, and repair electrical and electronic equipment. Includes instruction in electrical circuitry, simple gearing, linkages and lubrication of machines and appliances, and the use of testing equipment.
Custodian/Caretaker An instructional program that prepares individuals to clean and care for buildings, including their fixtures, furnishings, floor surfaces, and wall coverings. Includes instruction in equipment operation and maintenance, chemical and non-chemical cleaning operations, sanitation, safety, staff supervision and the management of custodial businesses and services.	Electrical and Electronics Equipment Installers and Repairers, Other Any instructional program in electrical and electronics equipment

BEST COPY AVAILABLE

5

Table of Contents

1. INTRODUCTION.....	1
Definitions	3
Acknowledgments	5
1994 Minnesota Technical College Program Groups	6
2. INSTRUCTIONAL PROGRAM INFORMATION BY REGION & CAMPUS	7
3. STATEWIDE INSTRUCTIONAL PROGRAM COMPARISON.....	67
4. JOB TITLES OF GRADUATES	105
5. PROGRAM DESCRIPTIONS.....	123
6. OTHER RESOURCES	137
Minnesota Technical College & Campus Names	138
Minnesota Technical Colleges Address & Phone Listings	139
Minnesota Workforce Center System	142
One-Stop Labor Market Information.....	143
Other Publications	144
Internet Addresses and Other Electronic Resources	145
Map of Minnesota Technical Colleges & Campuses	148
Map of Minnesota Technical Colleges & Campuses - Twin Cities	149
Map of Minnesota Workforce Centers.....	150
Map of Minnesota Workforce Centers- Twin Cities	151
Map of State Occupational Data Regions	152

1

Introduction

Today, educational institutions are being asked to be accountable for the relevancy of their programs to their primary customers... students. One measure of relevancy is the ability of educational program graduates to find jobs in the area for which they have been trained. This measure is especially important for technical colleges which have a direct goal of providing job specific training so their students can successfully obtain employment upon graduation. Since 1987, Minnesota's Technical Colleges have been tracking the success of their graduates in obtaining employment related to their training. This information has been used by the state to evaluate and develop programs and has been made available to prospective students.

The 1996 State legislature directed the Minnesota State College and University System (MNSCU) to "provide students with job placement history and projected demand for careers in major programs or fields of study". Similarly, the U.S. Department of Labor strongly urged Minnesota Department of Economic Security (MDES) to provide new and pertinent follow-up information to job seekers, business owners, and potential students as a part of the One-Stop initiative (described in further detail in section 6). Therefore, MDES has an equal interest in providing this critical labor market information.

This publication seeks to provide information about the employment status of Minnesota technical college graduates and to provide other pertinent technical college information to assist prospective students in making informed educational and career decisions.

The data in this report is based on 1994 graduates of Minnesota Technical Colleges.¹ This is the first statewide publication by the cooperating agencies and is somewhat limited in scope. In future editions we intend to include educational programs from other colleges and universities and to track the earnings of program graduates over time. There are also plans to incorporate this information into electronic systems such as the Minnesota Career Information System (MCIS), the internet, and the Minnesota Occupational Information System (MOIS). These programs are available at many state Workforce Centers and school guidance/career resource offices.

It is also very important to collect user feedback of this effort so we can incorporate improvements into next year's edition. We have therefore included a questionnaire

¹ This publication does not include information about graduates from community colleges, state universities or private institutions in Minnesota.

asking for the reader's input and suggestions for improvement. Make as many photocopies of the questionnaire as needed to circulate to the users of this publication. Please return completed questionnaires per the instructions on the survey.

We have taken care to protect the anonymity of individuals throughout this report by only offering summarized information for each program. Additionally, we only provide the placement rate percentages for programs with more than 3 graduates who are available to work because creating a placement percentage using 3 or less graduates is not enough to draw reliable conclusions about program success. This publication only provides information on programs which are available to the general public. Therefore, programs offered in correctional facilities, on Native American reservations, and special rural programs have not been included.

We have also attempted to create a user-friendly presentation of the data by organizing the information by state regions and also by program using easy-to-read column headings. It was decided to create this publication in a 3-ring binder format so users of this information could remove pages and photocopy them as needed.

This publication is being distributed to each of the state's Workforce Centers as a reference document for public access in common-use Resource Centers (see the Map of Minnesota Workforce Centers on page 150). It is also going to Technical Colleges and major libraries statewide. This project is being funded through special state and federal grants. (See the description on pages 142-143 for more information on Minnesota's Workforce Center System and the One-Stop Labor Market Information project.)

The publication contains graduate follow-up information arranged in various ways. Section 2 shows each 1994 Technical College Campus and all of its programs grouped into 6 state regions. Section 3 has all statewide programs grouped together alphabetically under major program headings. Section 4 contains job titles of graduates from each program. The fifth section gives a general description of each program offered in the state. Section 6 lists other resources and information helpful to educational consumers as well as maps showing where the technical colleges, workforce centers, and state regions are located. More complete descriptions of section contents are provided at the beginning of each section.

Definitions

Related Employment...

The relatedness of a graduate's employment to the program they just completed is independently determined by MNSCU's central research staff. After graduation, each graduate is surveyed by the technical college and asked to report their current job title and job duties. The job title and job duties are then judged by MNSCU staff to determine if they are related to the graduate's program of study. If a job title is determined to be unrelated, the technical college campus has an opportunity to appeal the decision and the determination of relatedness is eventually made by a panel of experts.

Related Employment Rate ...

The Related Employment Rate is based on the total number of graduates who found related work out of the total number of graduates who were available for work.

$$\text{Related Employment Rate} = \frac{\text{Total number of graduates in related work.}}{\text{Total number of graduates available for work.}}$$

Available versus Unavailable for work...

In order to determine the related employment rate of a particular program it is necessary to first determine whether or not a graduate was available for work after graduation. This is important because the related employment rate is based on the total number of graduates who found related work out of the total number of graduates who were available for work. In other words, if a former student was unavailable for work he or she would not be counted in the related employment rate figure.

All students are considered to be *available* for work unless one or more of the criteria for *unavailability*, as described below, applies to them.

Following are reasons why a student would be considered *unavailable*:

- institutionalized (incarcerated, hospitalized, etc.)
- deceased
- refused to relocate to where there were jobs
- continued their education
- could not be located
- decided not to work
- took unrelated work by choice
- medical condition
- license or certificate pending
- military service
- personal enrichment

The numbers of all graduates determined to be unavailable for work is listed in each section so the reader can see what happened to graduates. Also the graduates continuing their education have been broken out as a subgroup. This is important information for prospective students. (Some programs have many graduates who decide to continue their education after graduation.)

Program Titles...

The program title refers to the name of the set of classes which make up an educational program. **Please note that program titles given in this report may differ from the program title at a given technical college campus.** For consistency and grouping purposes we applied the national program title standard. Please refer to the individual technical college campus bulletins or catalogs for the exact program titles at each campus. See section 6 for the telephone and address listings for each campus and the current listing of campus and college names.

College and Campus...

The Minnesota Technical College system has 18 Technical Colleges (as of 1994) located at 34 campuses. The reports in sections 2 and 3 of this publication display data by campus. Some off-campus program sites are also listed. Refer to section 6 for a complete list of colleges and campuses.

Acknowledgments

Consumer Report Production:

Katie Sterns, Author, Labor Market Information Analyst & Workforce Center Support Unit team member - Research & Statistics Office of MDES

Ron Dreyer, System Director for Program Review & Approval - MNSCU

John Wiersma, Labor Market Information Analyst & Workforce Center Support Unit team member - Research & Statistics Office of MDES

Mary Moe, Publications Specialist - Research & Statistics Office of MDES

Don Hilber, Manager of Workforce Center Support Unit - Research & Statistics Office of MDES

Ann Silgen, Manager of Creative Services - MNSCU

Publication Review:

Joint Data Sharing Group:

Ginnee Engberg, Ramsey County Job Training

Carole Fuller, MOICC

Gail Butenhoff, MDES

Ron Dreyer, MNSCU

Joan Hanson, Century College

Don Hilber, MDES

Sue Meredith, MDES

Bruce Nauth, MNSCU

Scott Olson, Department of Corrections

Connie Peikert, Ramsey County Job Training

Craig Schoenecker, MNSCU

Dan Wagner, MNSCU

1994 Minnesota Technical College Program Groups

Major Program Groups in this Report

Agricultural Business and Production
Agricultural Sciences
Business Management & Administrative
Communications
Communications Technologies
Conservation & Renewable Natural Resources
Construction Trades
Education
Engineering Related Technologies
Health Professions & Related Sciences
Marketing Operations/Marketing & Distribution
Mechanics & Repairers
Personal & Miscellaneous Services
Precision Production Trades
Protective Services
Social Sciences & History
Transportation and Materials Moving Workers
Visual & Performing Arts
Vocational Home Economics

Section 2. Instructional Program Information by Region & Campus

Here you will find program information organized into geographic regions and by Technical College Campus.

Sample :

Region of Minnesota:
Central, Metro, Northeast,
Northwest, Southeast, Southwest

Minnesota Technical College
Campus- listed alphabetically
within the region

Thumb index to the
state regions

CENTRAL REGION

St. Cloud Campus

CENTRAL

Major Program
Grouping

Individual
Programs are
listed
alphabetically
under their major
program grouping

Total # Graduates	Total # of Graduates unavailable for work →	# Unavailable because continuing their education	Related Employment Ratio: # of Graduates in related work/ Total # of Grads. available for work →	% of Available Graduates in related work. (Based on related employment ratio.)
----------------------	--	---	--	---

Business Management & Administrative Services

34	4	3	27 / 30	90%
9	3	2	6 / 6	100%

Accounting

Accounting Tech.

Communications

BEST COPY AVAILABLE

2

Instructional Program Information by Region & Campus

This section gives 1994 graduate follow-up information by each campus for each program. It contains each 1994 Technical College Campus grouped into statewide regions. The 6 state regions are: Southeast, Southwest, Northeast, Northwest, Central, and Metro (see map of regions on page 152). This section should be useful to those interested in studying in a particular region of the state.

Information provided here is for each program and includes the following:

- total number of program graduates
- total number of program graduates unavailable for work
- number of graduates unavailable for work because they are continuing their education (this is a subset of the total number of those unavailable)
- related employment ratio numbers, that is, the total number of graduates in related work and the total number available for work
- percentage of available graduates in related work (based on the related employment ratio)

BEST COPY AVAILABLE

Section 3 Contents:

<u>REGION</u>	<u>CAMPUS</u>	<u>PAGE</u>
CENTRAL	9
	Hutchinson	
	Pine	
	St. Cloud	
	Willmar	
METRO	17
	Anoka	
	Dakota County	
	Hennepin North	
	Hennepin South	
	Minneapolis	
	Northeast Metro	
	St. Paul	
NORTHEAST	33
	Duluth	
	Eveleth	
	Hibbing	
NORTHWEST	37
	Alexandria	
	Bemidji	
	Brainerd	
	Detroit Lakes	
	East Grand Forks	
	Moorhead	
	Staples	
	Thief River Falls	
	Wadena	
SOUTHEAST	51
	Albert Lea	
	Austin	
	Faribault	
	Red Wing	
	Rochester	
	Winona	
SOUTHWEST	60
	Canby	
	Granite Falls	
	Jackson	
	Mankato	
	Pipestone	

Hutchinson Campus

Total # Graduates	Total # of Graduates unavailable for work →	# Unavailable because continuing their education	Related Employment Ratio: # of Graduates in related work / Total # of Grads. available for work →	% of Available Graduates in related work. (Based on related employment ratio.)
-------------------	---	--	--	---

Agricultural Business and Production

<i>Agricultural Animal Husbandry & Prod. Mgmt.</i>	10	0	0	10 / 10	100%
--	----	---	---	---------	------

Business Management & Administrative Services

<i>Accounting</i>	3	0	0	3 / 3	*
<i>Administrative Assistant/Secretarial Science, Gen.</i>	5	0	0	5 / 5	100%
<i>Business Information & Data Processing Serv., Other</i>	1	0	0	0 / 1	*
<i>Financial Mgmt. & Serv., Other</i>	3	0	0	3 / 3	*
<i>Legal Administrative Assistant/Secretary</i>	3	1	0	2 / 2	*
<i>Medical Administrative Assistant/Secretary</i>	7	1	0	5 / 6	83%

Communications Technologies

<i>Communications Technologies/Technicians, Other</i>	3	0	0	3 / 3	*
---	---	---	---	-------	---

Education

<i>Teacher Assistant/Aide</i>	13	3	0	8 / 10	80%
-------------------------------	----	---	---	--------	-----

Engineering Related Technologies

<i>Metallurgical Technol./Tech.</i>	5	0	0	5 / 5	100%
<i>Quality Control & Safety Tech./Tech., Oth.</i>	2	0	0	2 / 2	*
<i>Quality Control Technol./Tech.</i>	47	3	0	43 / 44	98%

Health Professions & Related Sciences

<i>Health & Medical Assistants, Other</i>	5	0	0	5 / 5	100%
<i>Practical Nurse (L.P.N. Training)</i>	18	0	0	18 / 18	100%

Marketing Operations/Marketing & Distribution

<i>Gen. Selling Skills & Sales Operations</i>	1	0	0	1 / 1	*
<i>General Retailing Operations</i>	5	0	0	4 / 5	80%

Mechanics & Repairers

<i>Auto/Automotive Mechanic/Tech.</i>	4	0	0	4 / 4	100%
---------------------------------------	---	---	---	-------	------

Precision Production Trades

<i>Machine Shop Assistant</i>	4	0	0	4 / 4	100%
-------------------------------	---	---	---	-------	------

* Related Employment Rate is not given if there are 3 or less graduates available for work because this is not enough to draw accurate conclusions about program success. See page 3 for the definitions of unavailable and available. Only available graduates are counted in the related employment rate.

The program titles listed here may not be the same as the program title at a given technical college. Contact the college directly (see the directory in Section 6) to determine the current title of a given program.

CENTRAL REGION

Hutchinson Campus

Total # Graduates	Total # of Graduates unavailable for work →	# Unavailable because continuing their education	Related Employment Ratio: # of Graduates in related work / Total # of Grads. available for work →	% of Available Graduates in related work. (Based on related employment ratio.)
<i>Machinist/Machine Technologist</i>	1	0	0	1 / 1 *
<i>Mechanical Drafting</i>	1	1	0	0 / 0 *
<i>Welder/Welding Technologist</i>	4	0	0	4 / 4 100%

* Related Employment Rate is not given if there are 3 or less graduates available for work because this is not enough to draw accurate conclusions about program success. See page 3 for the definitions of unavailable and available. Only available graduates are counted in the related employment rate.

The program titles listed here may not be the same as the program title at a given technical college. Contact the college directly (see the directory in section 6) to determine the current title of a given program.

Pine Campus

Total # Graduates	Total # of Graduates unavailable for work →	# Unavailable because continuing their education	Related Employment Ratio: # of Graduates in related work / Total # of Grads. available for work →	% of Available Graduates in related work. (Based on related employment ratio.)
-------------------	---	--	--	--

Agricultural Business and Production

<i>Agricultural Supplies & Related Serv., Other</i>	1	1	0	0 / 0	*
---	---	---	---	-------	---

Business Management & Administrative Services

<i>Accounting</i>	9	1	0	8 / 8	100%
-------------------	---	---	---	-------	------

<i>Accounting Tech.</i>	7	2	1	4 / 5	80%
-------------------------	---	---	---	-------	-----

<i>Accounting, Other</i>	3	1	1	2 / 2	*
--------------------------	---	---	---	-------	---

<i>Administrative Assistant/Secretarial Science, Gen.</i>	6	1	1	5 / 5	100%
---	---	---	---	-------	------

<i>Business Computer Facilities Operator</i>	2	1	0	1 / 1	*
--	---	---	---	-------	---

<i>Legal Administrative Assistant/Secretary</i>	5	1	0	2 / 4	50%
---	---	---	---	-------	-----

<i>Medical Administrative Assistant/Secretary</i>	15	7	5	3 / 8	38%
---	----	---	---	-------	-----

<i>Receptionist</i>	6	3	2	3 / 3	*
---------------------	---	---	---	-------	---

Mechanics & Repairers

<i>Auto/Automotive Mechanic/Tech.</i>	8	0	0	7 / 8	88%
---------------------------------------	---	---	---	-------	-----

<i>Gunsmith</i>	11	1	0	8 / 10	80%
-----------------	----	---	---	--------	-----

<i>Locksmith & Safe Repairer</i>	6	0	0	6 / 6	100%
--------------------------------------	---	---	---	-------	------

Precision Production Trades

<i>Machinist/Machine Technologist</i>	6	0	0	5 / 6	83%
---------------------------------------	---	---	---	-------	-----

Protective Services

<i>Security & Loss Prevention Serv.</i>	2	1	0	1 / 1	*
---	---	---	---	-------	---

Vocational Home Economics

<i>Custodial, Housekeeping & Home Serv. Workers & Mgrs., Other</i>	12	6	2	5 / 6	83%
--	----	---	---	-------	-----

* Related Employment Rate is not given if there are 3 or less graduates available for work because this is not enough to draw accurate conclusions about program success. See page 3 for the definitions of unavailable and available. Only available graduates are counted in the related employment rate.

The program titles listed here may not be the same as the program title at a given technical college. Contact the college directly (see the directory in Section 6) to determine the current title of a given program.

St. Cloud Campus

Total # Graduates	Total # of Graduates unavailable for work →	# Unavailable because continuing their education	Related Employment Ratio: # of Graduates in related work / Total # of Grads. available for work →	% of Available Graduates in related work. (Based on related employment ratio.)
----------------------	--	---	---	---

Business Management & Administrative Services

<i>Accounting</i>	34	4	3	27 / 30	90%
<i>Accounting Tech.</i>	9	3	2	6 / 6	100%
<i>Accounting, Other</i>	11	2	2	9 / 9	100%
<i>Administrative Assistant/Secretarial Science, Gen.</i>	38	6	0	31 / 32	97%
<i>Business Computer Programming/Programmer</i>	11	1	0	7 / 10	70%
<i>Business Systems Networking & Telecommunications</i>	6	1	1	4 / 5	80%
<i>Financial Mgmt. & Serv., Other</i>	9	0	0	8 / 9	89%
<i>Gen. Office/Clerical & Typing Serv.</i>	5	2	2	3 / 3	*
<i>Legal Administrative Assistant/Secretary offered through Ridgewater College</i>	13	3	0	10 / 10	100%
<i>Receptionist</i>	4	1	1	2 / 3	*

Communications

<i>Advertising</i>	12	7	2	4 / 5	80%
--------------------	----	---	---	-------	-----

Construction Trades

<i>Carpenter</i>	9	1	0	8 / 8	100%
<i>Electrician</i>	30	2	1	28 / 28	100%
<i>Plumber & Pipefitter</i>	20	0	0	17 / 20	85%

Engineering Related Technologies

<i>Civil Engineering/Civil Technology</i>	13	1	0	11 / 12	92%
<i>Electrical, Electronic and Communications Engineering Technology/Technician</i>	6	0	0	4 / 6	67%
<i>Instrumentation Technol./Tech.</i>	16	3	1	11 / 13	85%
<i>Water Quality & Wastewater Treatment Technol./Tech.</i>	29	2	0	23 / 27	85%

Health Professions & Related Sciences

<i>Dental Assistant</i>	14	1	1	13 / 13	100%
<i>Health & Medical Assistants, Other</i>	13	1	0	11 / 12	92%
<i>Optical Tech./Assistant</i>	11	0	0	10 / 11	91%

* Related Employment Rate is not given if there are 3 or less graduates available for work because this is not enough to draw accurate conclusions about program success. See page 3 for the definitions of unavailable and available. Only available graduates are counted in the related employment rate.

The program titles listed here may not be the same as the program title at a given technical college. Contact the college directly (see the directory in Section 6) to determine the current title of a given program.

CENTRAL REGION

St. Cloud Campus

Total # Graduates	Total # of Graduates unavailable for work →	# Unavailable because continuing their education	Related Employment Ratio: # of Graduates in related work / Total # of Grads. available for work →	% of Available Graduates in related work. (Based on related employment ratio.)
Opticianry/Dispensing Optician	2	0	0	2 / 2 *
Practical Nurse (L.P.N. Training)	45	0	0	45 / 45 100%
Surgical/Operating Room Tech.	15	2	2	12 / 13 92%

Marketing Operations/Marketing & Distribution

Gen. Selling Skills & Sales Operations	24	2	1	21 / 22	95%
--	----	---	---	---------	-----

Mechanics & Repairers

Auto/Automotive Body Repairer	9	0	0	9 / 9	100%
Auto/Automotive Mechanic/Tech.	14	1	1	11 / 13	85%
Diesel Engine Mechanic & Repairer	6	0	0	6 / 6	100%
Electrical & Electronics Equip. Installer & Repairer, General	4	0	0	4 / 4	100%
Heating, Air Conditioning & Refrigeration Mechanic & Repairer	22	3	1	17 / 19	89%

Personal & Miscellaneous Services

Culinary Arts/Chef Training	11	1	0	10 / 10	100%
-----------------------------	----	---	---	---------	------

Precision Production Trades

Architectural Drafting	23	3	3	17 / 20	85%
Graphic & Printing Equip. Operator, General	10	1	0	9 / 9	100%
Machinist/Machine Technologist	9	1	0	8 / 8	100%
Mechanical Drafting	11	4	3	7 / 7	100%
Welder/Welding Technologist	13	3	0	9 / 10	90%

Vocational Home Economics

Child Care & Guidance Workers & Mgrs., Gen.	28	4	3	23 / 24	96%
---	----	---	---	---------	-----

* Related Employment Rate is not given if there are 3 or less graduates available for work because this is not enough to draw accurate conclusions about program success. See page 3 for the definitions of unavailable and available. Only available graduates are counted in the related employment rate.

The program titles listed here may not be the same as the program title at a given technical college. Contact the college directly (see the directory in Section 6) to determine the current title of a given program.

Willmar Campus

Total # Graduates	Total # of Graduates unavailable for work →	# Unavailable because continuing their education	Related Employment Ratio: # of Graduates in related work / Total # of Grads. available for work →	% of Available Graduates in related work. (Based on related employment ratio.)
----------------------	--	---	---	---

Agricultural Business and Production

<i>Agricultural Business/Agribusiness Operations</i>	27	0	0	27 / 27	100%
<i>Agricultural Prod. Workers & Mgrs., Gen.</i>	24	0	0	24 / 24	100%

Business Management & Administrative Services

<i>Accounting</i>	15	2	1	9 / 13	69%
<i>Accounting Tech.</i>	5	2	0	2 / 3	*
<i>Accounting, Other</i>	5	2	1	3 / 3	*
<i>Administrative Assistant/Secretarial Science, Gen.</i>	14	1	1	13 / 13	100%
<i>Gen. Office/Clerical & Typing Serv.</i>	10	1	0	8 / 9	89%
<i>Human Resources Mgmt., Other</i>	1	0	0	1 / 1	*
<i>Insurance & Risk Mgmt.</i>	26	5	1	16 / 21	76%
<i>Legal Administrative Assistant/Secretary</i>	13	2	1	10 / 11	91%
<i>Medical Administrative Assistant/Secretary</i>	8	2	0	4 / 6	67%

Construction Trades

<i>Carpenter</i>	14	1	0	13 / 13	100%
------------------	----	---	---	---------	------

Engineering Related Technologies

<i>Electrical, Electronic and Communications Engineering Technology/Technician</i>	11	2	0	9 / 9	100%
--	----	---	---	-------	------

Health Professions & Related Sciences

<i>Home Health Aide</i>	11	1	0	9 / 10	90%
<i>Medical Assistant</i>	20	7	1	11 / 13	85%
<i>Practical Nurse (L.P.N. Training)</i>	52	8	3	44 / 44	100%
<i>Practical Nurse (L.P.N. Training) offered at Springfield High School</i>	26	2	0	24 / 24	100%
<i>Veterinarian Assistant/Animal Health Tech.</i>	9	1	0	7 / 8	88%

Marketing Operations/Marketing & Distribution

<i>Gen. Retailing & Wholesaling Op. & Skills, Other</i>	10	1	1	8 / 9	89%
<i>Marketing Operations/Marketing and Distribution, Other</i>	9	4	4	4 / 5	80%

* Related Employment Rate is not given if there are 3 or less graduates available for work because this is not enough to draw accurate conclusions about program success. See page 3 for the definitions of unavailable and available. Only available graduates are counted in the related employment rate.

Some program titles listed here may not be the same as the program title at a given technical college. Contact the college directly (see the directory in section 6) to determine the current title of a given program.

CENTRAL REGION

Willmar Campus

Total # Graduates	Total # of Graduates unavailable for work →	# Unavailable because continuing their education	Related Employment Ratio: # of Graduates in related work / Total # of Grads. available for work →	% of Available Graduates in related work. (Based on related employment ratio.)
-------------------	---	--	--	--

Mechanics & Repairers

<i>Auto/Automotive Body Repairer</i>	27	4	0	21 / 23	91%
<i>Auto/Automotive Mechanic/Tech.</i>	16	2	2	14 / 14	100%
<i>Communication Systems Installer & Repairer</i>	11	2	0	9 / 9	100%
<i>Electrical & Electronics Equip. Installer & Repairer, General</i>	11	2	0	9 / 9	100%

Personal & Miscellaneous Services

<i>Cosmetologist</i>	27	3	0	24 / 24	100%
----------------------	----	---	---	---------	------

Precision Production Trades

<i>Graphic & Printing Equip. Operators, Other</i>	11	2	1	8 / 9	89%
<i>Machinist/Machine Technologist</i>	12	0	0	12 / 12	100%
<i>Mechanical Drafting</i>	9	1	1	8 / 8	100%
<i>Welder/Welding Technologist</i>	13	4	1	9 / 9	100%

Visual & Performing Arts

<i>Commercial Photography</i>	10	0	0	10 / 10	100%
-------------------------------	----	---	---	---------	------

Vocational Home Economics

<i>Custodial, Housekeeping & Home Serv. Workers & Mgrs., Other</i>	14	0	0	14 / 14	100%
--	----	---	---	---------	------

* Related Employment Rate is not given if there are 3 or less graduates available for work because this is not enough to draw accurate conclusions about program success. See page 3 for the definitions of unavailable and available. Only available graduates are counted in the related employment rate.

The program titles listed here may not be the same as the program title at a given technical college. Contact the college directly (see the directory in Section 6) to determine the current title of a given program.

Anoka Campus

Total # Graduates	Total # of Graduates unavailable for work →	# Unavailable because continuing their education	Related Employment Ratio: # of Graduates in related work / Total # of Grads: available for work →	% of Available Graduates in related work. (Based on related employment ratio.)
-------------------	---	--	--	---

Agricultural Business and Production

<i>Landscaping Operations & Management</i>	7	0	0	6 / 7	86%
<i>Turf Management</i>	32	1	0	31 / 31	100%

Business Management & Administrative Services

<i>Accounting Tech.</i>	10	2	0	6 / 8	75%
<i>Administrative Assistant/Secretarial Science, Gen.</i>	27	0	0	25 / 27	93%
<i>International Business Marketing</i>	2	0	0	0 / 2	*
<i>Legal Administrative Assistant/Secretary</i>	15	1	0	13 / 14	93%
<i>Medical Administrative Assistant/Secretary</i>	23	5	1	16 / 18	89%
<i>Receptionist</i>	11	4	0	7 / 7	100%

Construction Trades

<i>Building/Property Maintenance & Manager</i>	25	1	0	21 / 24	88%
<i>Electrician</i>	21	0	0	18 / 21	86%

Engineering Related Technologies

<i>Electrical, Electronic and Communications Engineering Technology/Technician</i>	9	1	0	8 / 8	100%
--	---	---	---	-------	------

Health Professions & Related Sciences

<i>Electroencephalograph Technol./Tech.</i>	8	2	0	6 / 6	100%
<i>Home Health Aide</i>	22	2	1	18 / 20	90%
<i>Medical Assistant</i>	28	3	1	22 / 25	88%
<i>Medical Records Technol./Tech.</i>	25	0	0	20 / 25	80%
<i>Occupational Therapy Assistant</i>	31	1	1	30 / 30	100%
<i>Opticianry/Dispensing Optician</i>	22	1	1	18 / 21	86%
<i>Physical Therapy Assistant</i>	30	2	0	27 / 28	96%
<i>Practical Nurse (L.P.N. Training)</i>	60	10	2	45 / 50	90%
<i>Surgical/Operating Room Tech.</i>	25	1	0	20 / 24	83%

Mechanics & Repairers

<i>Auto/Automotive Body Repairer</i>	13	0	0	12 / 13	92%
--------------------------------------	----	---	---	---------	-----

* Related Employment Rate is not given if there are 3 or less graduates available for work because this is not enough to draw accurate conclusions about program success. See page 3 for the definitions of unavailable and available. Only available graduates are counted in the related employment rate.

The program titles listed here may not be the same as the program title at a given technical college. Contact the college directly (see the directory in Section 6) to determine the current title of a given program.

METRO REGION

Anoka Campus

METRO

	Total # Graduates	Total # of Graduates unavailable for work →	# Unavailable because continuing their education	Related Employment Ratio: # of Graduates in related work / Total # of Grads. available for work →	% of Available Graduates in related work. (Based on related employment ratio.)
<i>Auto/Automotive Mechanic/Tech.</i>	36	10	5	22 / 26	85%
<i>Small Engine Mechanic & Repairer</i>	16	0	0	12 / 16	75%

Personal & Miscellaneous Services

<i>Culinary Arts/Chef Training</i>	6	0	0	5 / 6	83%
------------------------------------	---	---	---	-------	-----

Precision Production Trades

<i>Architectural Drafting</i>	10	1	1	7 / 9	78%
<i>Electrical/Electronics Drafting</i>	8	0	0	6 / 8	75%
<i>Machinist/Machine Technologist</i>	36	0	0	27 / 36	75%
<i>Mechanical Drafting</i>	7	0	0	6 / 7	86%
<i>Welder/Welding Technologist</i>	6	0	0	6 / 6	100%

Transportation and Materials Moving Workers

<i>Air Traffic Controller</i>	10	3	1	1 / 7	14%
<i>Air Transportation Workers, Other</i>	10	1	1	7 / 9	78%
<i>Aviation Management</i>	3	0	0	2 / 3	*

Vocational Home Economics

<i>Child Care & Guidance Workers & Mgrs., Gen.</i>	11	2	1	8 / 9	89%
--	----	---	---	-------	-----

* Related Employment Rate is not given if there are 3 or less graduates available for work because this is not enough to draw accurate conclusions about program success. See page 3 for the definitions of unavailable and available. Only available graduates are counted in the related employment rate.

The program titles listed here may not be the same as the program title at a given technical college. Contact the college directly (see the directory in Section 6) to determine the current title of a given program.

Dakota County Campus

Total # Graduates	Total # of Graduates unavailable for work →	# Unavailable because continuing their education	Related Employment Ratio: # of Graduates in related work / Total # of Grads. available for work →	% of Available Graduates in related work. (Based on related employment ratio.)
----------------------	--	---	---	---

Agricultural Business and Production

<i>Landscaping Operations & Management</i>	11	1	1	10 / 10	100%
--	----	---	---	---------	------

Business Management & Administrative Services

<i>Accounting</i>	16	3	0	12 / 13	92%
-------------------	----	---	---	---------	-----

<i>Accounting Tech.</i>	8	4	2	3 / 4	75%
-------------------------	---	---	---	-------	-----

<i>Administrative Assistant/Secretarial Science, Gen.</i>	11	1	1	9 / 10	90%
---	----	---	---	--------	-----

<i>Business Computer Facilities Operator</i>	3	1	1	2 / 2	*
--	---	---	---	-------	---

<i>Business Computer Programming/Programmer</i>	2	0	0	2 / 2	*
---	---	---	---	-------	---

<i>Gen. Office/Clerical & Typing Serv.</i>	3	0	0	3 / 3	*
--	---	---	---	-------	---

<i>Human Resources Mgmt., Other</i>	5	0	0	5 / 5	100%
-------------------------------------	---	---	---	-------	------

<i>Legal Administrative Assistant/Secretary</i>	12	4	0	8 / 8	100%
---	----	---	---	-------	------

<i>Medical Administrative Assistant/Secretary</i>	21	5	1	15 / 16	94%
---	----	---	---	---------	-----

<i>Office Supervision & Mgmt.</i>	1	0	0	1 / 1	*
---------------------------------------	---	---	---	-------	---

<i>Real Estate</i>	11	1	0	10 / 10	100%
--------------------	----	---	---	---------	------

Communications

<i>Communications, Other</i>	24	5	3	19 / 19	100%
------------------------------	----	---	---	---------	------

Communications Technologies

<i>Photographic Technol./Tech.</i>	10	4	4	4 / 6	67%
------------------------------------	----	---	---	-------	-----

Construction Trades

<i>Lineworker</i>	44	7	0	34 / 37	92%
-------------------	----	---	---	---------	-----

Health Professions & Related Sciences

<i>Practical Nurse (L.P.N. Training)</i>	58	15	2	40 / 43	93%
--	----	----	---	---------	-----

Marketing Operations/Marketing & Distribution

<i>Business & Personal Serv. Mkt. Op., Other</i>	3	1	1	2 / 2	*
--	---	---	---	-------	---

<i>Fashion Merchandising</i>	2	1	1	1 / 1	*
------------------------------	---	---	---	-------	---

<i>Food Products Retailing & Wholesaling Op.</i>	5	0	0	4 / 5	80%
--	---	---	---	-------	-----

<i>Gen. Selling Skills & Sales Operations</i>	1	1	1	0 / 0	*
---	---	---	---	-------	---

* Related Employment Rate is not given if there are 3 or less graduates available for work because this is not enough to draw accurate conclusions about program success. See page 3 for the definitions of unavailable and available. Only available graduates are counted in the related employment rate.

The program titles listed here may not be the same as the program title at a given technical college. Contact the college directly (see the directory in Section 6) to determine the current title of a given program.

Dakota County Campus

Total # Graduates	Total # of Graduates unavailable for work →	# Unavailable because continuing their education	Related Employment Ratio: # of Graduates in related work / Total # of Grads. available for work →	% of Available Graduates in related work. (Based on related employment ratio.)
-------------------	---	--	--	---

General Retailing Operations

2	1	0	1 / 1	*
---	---	---	-------	---

Travel Serv. Marketing Operations

53	5	2	40 / 48	83%
----	---	---	---------	-----

Mechanics & Repairers

Auto/Automotive Body Repairer

6	1	0	5 / 5	100%
---	---	---	-------	------

Auto/Automotive Mechanic/Tech.

27	4	1	22 / 23	96%
----	---	---	---------	-----

Diesel Engine Mechanic & Repairer

8	0	0	8 / 8	100%
---	---	---	-------	------

Heavy Equipment Maintenance & Repairer

18	0	0	18 / 18	100%
----	---	---	---------	------

Personal & Miscellaneous Services

Culinary Arts/Chef Training

2	0	0	2 / 2	*
---	---	---	-------	---

Meatcutter

19	1	0	18 / 18	100%
----	---	---	---------	------

Precision Production Trades

Architectural Drafting

4	1	1	3 / 3	*
---	---	---	-------	---

Graphic & Printing Equip. Operator, General

12	2	2	8 / 10	80%
----	---	---	--------	-----

Machine Shop Assistant

16	2	0	14 / 14	100%
----	---	---	---------	------

Welder/Welding Technologist

11	0	0	10 / 11	91%
----	---	---	---------	-----

Woodworkers, Other

10	0	0	10 / 10	100%
----	---	---	---------	------

Transportation and Materials Moving Workers

Truck, Bus & Oth. Commercial Vehicle Operator

83	20	1	55 / 63	87%
----	----	---	---------	-----

Visual & Performing Arts

Interior Design

9	2	1	6 / 7	86%
---	---	---	-------	-----

Vocational Home Economics

Child Care & Guidance Workers & Mgrs., Gen.

5	0	0	5 / 5	100%
---	---	---	-------	------

* Related Employment Rate is not given if there are 3 or less graduates available for work because this is not enough to draw accurate conclusions about program success. See page 3 for the definitions of unavailable and available. Only available graduates are counted in the related employment rate.

The program titles listed here may not be the same as the program title at a given technical college. Contact the college directly (see the directory in Section 6) to determine the current title of a given program.

METRO REGION

Hennepin North Campus

Total # Graduates	Total # of Graduates unavailable for work →	# Unavailable because continuing their education	Related Employment Ratio: # of Graduates in related work / Total # of Grads. available for work →	% of Available Graduates in related work. (Based on related employment ratio.)
----------------------	--	---	---	---

Agricultural Business and Production

<i>Landscaping Operations & Management</i>	13	3	1	8 / 10	80%
--	----	---	---	--------	-----

Business Management & Administrative Services

<i>Accounting</i>	12	2	0	8 / 10	80%
-------------------	----	---	---	--------	-----

<i>Accounting Tech.</i>	6	2	0	3 / 4	75%
-------------------------	---	---	---	-------	-----

<i>Accounting, Other</i>	4	2	1	0 / 2	*
--------------------------	---	---	---	-------	---

<i>Administrative Assistant/Secretarial Science, Gen.</i>	13	0	0	11 / 13	85%
---	----	---	---	---------	-----

<i>Banking & Financial Support Serv.</i>	28	3	2	23 / 25	92%
--	----	---	---	---------	-----

<i>Business Computer Facilities Operator</i>	19	5	3	12 / 14	86%
--	----	---	---	---------	-----

<i>Gen. Office/Clerical & Typing Serv.</i>	1	0	0	1 / 1	*
--	---	---	---	-------	---

<i>Legal Administrative Assistant/Secretary</i>	11	1	1	8 / 10	80%
---	----	---	---	--------	-----

<i>Receptionist</i>	3	1	0	2 / 2	*
---------------------	---	---	---	-------	---

Communications Technologies

<i>Educational/Instructional Media Technol./Tech.</i>	2	0	0	2 / 2	*
---	---	---	---	-------	---

Construction Trades

<i>Carpenter</i>	11	0	0	11 / 11	100%
------------------	----	---	---	---------	------

<i>Painter & Wall Coverer</i>	15	0	0	15 / 15	100%
-----------------------------------	----	---	---	---------	------

Engineering Related Technologies

<i>Electrical, Electronic and Communications Engineering Technology/Technician</i>	14	2	1	11 / 12	92%
--	----	---	---	---------	-----

<i>Hydraulic Technol./Tech.</i>	4	0	0	2 / 4	50%
---------------------------------	---	---	---	-------	-----

<i>Laser and Optical Technology/Technician</i>	8	1	0	6 / 7	86%
--	---	---	---	-------	-----

<i>Metallurgical Technol./Tech.</i>	2	1	1	1 / 1	*
-------------------------------------	---	---	---	-------	---

<i>Plastics Technol./Tech.</i>	46	5	3	40 / 41	98%
--------------------------------	----	---	---	---------	-----

Health Professions & Related Sciences

<i>Dental Assistant</i>	28	5	1	23 / 23	100%
-------------------------	----	---	---	---------	------

<i>Health Unit Coordinator/Ward Clerk</i>	49	7	0	33 / 42	79%
---	----	---	---	---------	-----

<i>Practical Nurse (L.P.N. Training)</i>	44	6	0	37 / 38	97%
--	----	---	---	---------	-----

* Related Employment Rate is not given if there are 3 or less graduates available for work because this is not enough to draw accurate conclusions about program success. See page 3 for the definitions of unavailable and available. Only available graduates are counted in the related employment rate.

The program titles listed here may not be the same as the program title at a given technical college. Contact the college directly (see the directory in Section 6) to determine the current title of a given program.

Hennepin North Campus

Total # Graduates	Total # of Graduates unavailable for work →	# Unavailable because continuing their education	Related Employment Ratio: # of Graduates in related work / Total # of Grads. available for work →	% of Available Graduates in related work. (Based on related employment ratio.)
-------------------	---	--	--	---

Marketing Operations/Marketing & Distribution

<i>Floristry Marketing Operations</i>	10	3	0	7 / 7	100%
<i>Gen. Selling Skills & Sales Operations</i>	3	1	0	2 / 2	*
<i>General Retailing Operations</i>	2	0	0	2 / 2	*
<i>Vehicle Parts & Accessories Marketing Operations, Other</i>	2	0	0	2 / 2	*

Mechanics & Repairers

<i>Auto/Automotive Body Repairer</i>	2	0	0	2 / 2	*
<i>Auto/Automotive Mechanic/Tech.</i>	22	1	0	21 / 21	100%
<i>Diesel Engine Mechanic & Repairer</i>	4	0	0	4 / 4	100%
<i>Heating, Air Conditioning & Refrigeration Mechanic & Repairer</i>	35	15	15	18 / 20	90%

Personal & Miscellaneous Services

<i>Culinary Arts/Chef Training</i>	16	6	2	10 / 10	100%
------------------------------------	----	---	---	---------	------

Precision Production Trades

<i>Architectural Drafting</i>	3	0	0	2 / 3	*
<i>Cabinet Maker & Millworker</i>	13	0	0	12 / 13	92%
<i>Desktop Publishing Equip. Operator</i>	41	5	2	29 / 36	81%
<i>Graphic & Printing Equip. Operators, Other</i>	13	2	0	11 / 11	100%
<i>Machinist/Machine Technologist</i>	12	2	0	10 / 10	100%
<i>Mechanical Drafting</i>	6	0	0	5 / 6	83%
<i>Printing Press Operator</i>	36	5	2	27 / 31	87%
<i>Welder/Welding Technologist</i>	2	0	0	2 / 2	*

Visual & Performing Arts

<i>Graphic Design, Commercial Art & Illustration</i>	6	2	1	2 / 4	50%
--	---	---	---	-------	-----

Vocational Home Economics

<i>Child Care & Guidance Workers & Mgrs., Gen.</i>	5	0	0	5 / 5	100%
--	---	---	---	-------	------

* Related Employment Rate is not given if there are 3 or less graduates available for work because this is not enough to draw accurate conclusions about program success. See page 3 for the definitions of unavailable and available. Only available graduates are counted in the related employment rate.

Hennepin South Campus

Total # Graduates	Total # of Graduates unavailable for work →	# Unavailable because continuing their education	Related Employment Ratio: # of Graduates in related work / Total # of Grads. available for work →	% of Available Graduates in related work. (Based on related employment ratio.)
-------------------	---	--	--	---

Business Management & Administrative Services

<i>Accounting</i>	4	1	0	3 / 3	*
<i>Accounting Tech.</i>	5	3	0	1 / 2	*
<i>Accounting, Other</i>	6	1	0	3 / 5	60%
<i>Administrative Assistant/Secretarial Science, Gen.</i>	7	3	0	4 / 4	100%
<i>Business Computer Facilities Operator</i>	15	3	3	12 / 12	100%
<i>Business Computer Programming/Programmer</i>	27	4	2	18 / 23	78%
<i>Gen. Office/Clerical & Typing Serv.</i>	1	0	0	0 / 1	*
<i>Legal Administrative Assistant/Secretary</i>	15	1	1	14 / 14	100%
<i>Medical Administrative Assistant/Secretary</i>	31	3	0	26 / 28	93%
<i>Receptionist</i>	4	0	0	4 / 4	100%

Communications Technologies

<i>Communications Technologies/Technicians, Other</i>	13	3	1	9 / 10	90%
<i>Educational/Instructional Media Technol./Tech.</i>	4	1	1	3 / 3	*
<i>Radio & Television Broadcasting Technol./Tech.</i>	6	0	0	4 / 6	67%

Construction Trades

<i>Carpenter</i>	7	0	0	6 / 7	86%
<i>Mason & Tile Setter</i>	13	1	0	12 / 12	100%

Engineering Related Technologies

<i>Biomedical Engineering-Related Technology/Technician</i>	10	2	1	6 / 8	75%
<i>Electrical, Electronic and Communications Engineering Technology/Technician</i>	7	0	0	6 / 7	86%
<i>Electromechanical Technol./Tech.</i>	3	0	0	3 / 3	*
<i>Environmental Control Tech./Tech., Oth.</i>	11	2	1	7 / 9	78%
<i>Hydraulic Technol./Tech.</i>	12	0	0	12 / 12	100%
<i>Industrial/Manufacturing Technol./Tech.</i>	14	0	0	12 / 14	86%
<i>Surveying</i>	6	1	1	5 / 5	100%

* Related Employment Rate is not given if there are 3 or less graduates available for work because this is not enough to draw accurate conclusions about program success. See page 3 for the definitions of unavailable and available. Only available graduates are counted in the related employment rate.

Hennepin South Campus

Total # Graduates	Total # of Graduates unavailable for work →	# Unavailable because continuing their education	Related Employment Ratio: # of Graduates in related work / Total # of Grads. available for work →	% of Available Graduates in related work. (Based on related employment ratio.)
-------------------	---	--	--	---

Health Professions & Related Sciences

<i>Practical Nurse (L.P.N. Training)</i>	45	9	2	36 / 36	100%
--	----	---	---	---------	------

Marketing Operations/Marketing & Distribution

<i>Gen. Selling Skills & Sales Operations</i>	6	2	1	4 / 4	100%
---	---	---	---	-------	------

<i>General Retailing Operations</i>	3	0	0	3 / 3	*
-------------------------------------	---	---	---	-------	---

<i>Marketing Operations/Marketing and Distribution, Other</i>	2	1	0	1 / 1	*
---	---	---	---	-------	---

Mechanics & Repairers

<i>Auto/Automotive Body Repairer</i>	8	3	0	5 / 5	100%
--------------------------------------	---	---	---	-------	------

<i>Auto/Automotive Mechanic/Tech.</i>	9	2	2	5 / 7	71%
---------------------------------------	---	---	---	-------	-----

<i>Heating, Air Conditioning & Refrigeration Mechanic & Repairer</i>	22	2	0	19 / 20	95%
--	----	---	---	---------	-----

<i>Motorcycle Mechanic & Repairer</i>	1	0	0	1 / 1	*
---	---	---	---	-------	---

<i>Stationary Energy Sources Installer & Operator</i>	20	1	0	16 / 19	84%
---	----	---	---	---------	-----

Personal & Miscellaneous Services

<i>Culinary Arts/Chef Training</i>	10	2	0	7 / 8	88%
------------------------------------	----	---	---	-------	-----

Precision Production Trades

<i>Architectural Drafting</i>	11	2	1	8 / 9	89%
-------------------------------	----	---	---	-------	-----

<i>Cabinet Maker & Millworker</i>	11	1	0	10 / 10	100%
---------------------------------------	----	---	---	---------	------

<i>Desktop Publishing Equip. Operator</i>	26	13	4	11 / 13	85%
---	----	----	---	---------	-----

<i>Machinist/Machine Technologist</i>	8	0	0	8 / 8	100%
---------------------------------------	---	---	---	-------	------

<i>Mechanical Drafting</i>	4	0	0	4 / 4	100%
----------------------------	---	---	---	-------	------

<i>Precision Metal Workers, Other</i>	6	1	0	5 / 5	100%
---------------------------------------	---	---	---	-------	------

<i>Printing Press Operator</i>	9	1	1	6 / 8	75%
--------------------------------	---	---	---	-------	-----

<i>Welder/Welding Technologist</i>	12	1	0	11 / 11	100%
------------------------------------	----	---	---	---------	------

Transportation and Materials Moving Workers

<i>Marine Maintenance & Ship Repairer</i>	2	0	0	2 / 2	*
---	---	---	---	-------	---

Visual & Performing Arts

<i>Commercial Photography</i>	7	1	0	6 / 6	100%
-------------------------------	---	---	---	-------	------

* Related Employment Rate is not given if there are 3 or less graduates available for work because this is not enough to draw accurate conclusions about program success. See page 3 for the definitions of unavailable and available. Only available graduates are counted in the related employment rate.

The program titles listed here may not be the same as the program title at a given technical college. Contact the college directly (see the directory in Section 6) to determine the current title of a given program.

METRO REGION

Hennepin South Campus

Total # Graduates	Total # of Graduates unavailable for work →	# Unavailable because continuing their education	Related Employment Ratio: # of Graduates in related work / Total # of Grads. available for work →	% of Available Graduates in related work. (Based on related employment ratio.)
-------------------	---	--	--	---

Graphic Design, Commercial Art & Illustration

5	2	1	3 / 3	*
---	---	---	-------	---

Vocational Home Economics

Child Care & Guidance Workers & Mgrs., Gen.

16	0	0	16 / 16	100%
----	---	---	---------	------

METRO

* **Related Employment Rate** is not given if there are 3 or less graduates available for work because this is not enough to draw accurate conclusions about program success. See page 3 for the definitions of unavailable and available. Only available graduates are counted in the related employment rate.

The program titles listed here may not be the same as the program title at a given technical college. Contact the college directly (see the directory in Section 6) to determine the current title of a given program.

Minneapolis Campus

Total # Graduates	Total # of Graduates unavailable for work →	# Unavailable because continuing their education	Related Employment Ratio: # of Graduates in related work / Total # of Grads. available for work →	% of Available Graduates in related work. (Based on related employment ratio.)
-------------------	---	--	--	---

Business Management & Administrative Services

<i>Accounting</i>	7	0	0	7 / 7	100%
<i>Accounting Tech.</i>	3	1	1	2 / 2	*
<i>Accounting, Other</i>	2	1	0	1 / 1	*
<i>Administrative Assistant/Secretarial Science, Gen.</i>	8	4	1	4 / 4	100%
<i>Business Computer Facilities Operator</i>	8	4	1	3 / 4	75%
<i>Business Computer Programming/Programmer</i>	5	0	0	5 / 5	100%
<i>Gen. Office/Clerical & Typing Serv.</i>	10	3	2	6 / 7	86%
<i>Information Processing/Data Entry Tech.</i>	2	1	1	1 / 1	*
<i>Legal Administrative Assistant/Secretary</i>	18	1	0	17 / 17	100%
<i>Medical Administrative Assistant/Secretary</i>	8	4	0	4 / 4	100%
<i>Receptionist</i>	1	0	0	1 / 1	*

Communications

<i>Communications, General</i>	18	2	0	14 / 16	88%
--------------------------------	----	---	---	---------	-----

Construction Trades

<i>Electrician</i>	34	2	1	31 / 32	97%
--------------------	----	---	---	---------	-----

Engineering Related Technologies

<i>Computer Main. Technol./Tech.</i>	4	1	0	2 / 3	*
--------------------------------------	---	---	---	-------	---

Health Professions & Related Sciences

<i>Practical Nurse (L.P.N. Training)</i>	150	26	5	123 / 124	99%
--	-----	----	---	-----------	-----

Marketing Operations/Marketing & Distribution

<i>General Retailing Operations</i>	5	2	1	3 / 3	*
-------------------------------------	---	---	---	-------	---

Mechanics & Repairers

<i>Aircraft Mechanic/Tech., Airframe</i>	89	26	4	56 / 63	89%
<i>Auto/Automotive Mechanic/Tech.</i>	17	4	0	11 / 13	85%
<i>Watch, Clock & Jewelry Repairer</i>	19	1	0	17 / 18	94%

* Related Employment Rate is not given if there are 3 or less graduates available for work because this is not enough to draw accurate conclusions about program success. See page 3 for the definitions of unavailable and available. Only available graduates are counted in the related employment rate.

The program titles listed here may not be the same as the program title at a given technical college. Contact the college directly (see the directory in Section 6) to determine the current title of a given program.

Minneapolis Campus

Total # Graduates	Total # of Graduates unavailable for work →	# Unavailable because continuing their education	Related Employment Ratio: # of Graduates in related work / Total # of Grads. available for work →	% of Available Graduates in related work. (Based on related employment ratio.)
-------------------	---	--	--	--

Personal & Miscellaneous Services

<i>Barber/Hairstylist</i>	10	1	1	9 / 9	100%
<i>Cosmetologist</i>	21	3	1	18 / 18	100%
<i>Culinary Arts/Chef Training</i>	14	3	0	11 / 11	100%

Precision Production Trades

<i>Architectural Drafting</i>	6	1	0	5 / 5	100%
<i>Cabinet Maker & Millworker</i>	9	1	0	8 / 8	100%
<i>Graphic & Printing Equip. Operator, General</i>	8	3	1	5 / 5	100%
<i>Machine Shop Assistant</i>	1	0	0	0 / 1	*
<i>Machinist/Machine Technologist</i>	12	0	0	12 / 12	100%
<i>Upholsterer</i>	3	0	0	3 / 3	*
<i>Welder/Welding Technologist</i>	8	1	0	6 / 7	86%

Visual & Performing Arts

<i>Graphic Design, Commercial Art & Illustration</i>	32	11	2	18 / 21	86%
--	----	----	---	---------	-----

Vocational Home Economics

<i>Child Care & Guidance Workers & Mgrs., Gen.</i>	10	3	2	7 / 7	100%
<i>Commercial Garment & Apparel Worker</i>	3	0	0	3 / 3	*

* **Related Employment Rate** is not given if there are 3 or less graduates available for work because this is not enough to draw accurate conclusions about program success. See page 3 for the definitions of unavailable and available. Only available graduates are counted in the related employment rate.

The program titles listed here may not be the same as the program title at a given technical college. Contact the college directly (see the directory in Section 6) to determine the current title of a given program.

METRO

Northeast Metro Campus

Total # Graduates	Total # of Graduates unavailable for work →	# Unavailable because continuing their education	Related Employment Ratio: # of Graduates in related work / Total # of Grads. available for work →	% of Available Graduates in related work. (Based on related employment ratio.)
-------------------	---	--	--	--

Agricultural Business and Production

<i>Greenhouse Operations & Management</i>	2	0	0	2 / 2	*
<i>Horticulture Services Operations & Management, Other</i>	2	0	0	2 / 2	*

Business Management & Administrative Services

<i>Accounting</i>	4	0	0	3 / 4	75%
<i>Accounting Tech.</i>	6	0	0	4 / 6	67%
<i>Accounting, Other</i>	6	0	0	4 / 6	67%
<i>Administrative Assistant/Secretarial Science, Gen.</i>	7	2	1	3 / 5	60%
<i>Business Computer Programming/Programmer</i>	3	0	0	1 / 3	*
<i>Business Systems Networking & Telecommunications</i>	14	0	0	11 / 14	79%
<i>Legal Administrative Assistant/Secretary</i>	31	1	1	25 / 30	83%
<i>Medical Administrative Assistant/Secretary</i>	19	0	0	11 / 19	58%

Communications Technologies

<i>Radio & Television Broadcasting Technol./Tech.</i>	6	0	0	5 / 6	83%
---	---	---	---	-------	-----

Construction Trades

<i>Building/Property Maintenance & Manager</i>	9	0	0	8 / 9	89%
--	---	---	---	-------	-----

Engineering Related Technologies

<i>Biomedical Engineering-Related Technology/Technician</i>	3	0	0	2 / 3	*
<i>Electromechanical Technol./Tech.</i>	4	0	0	2 / 4	50%
<i>Environmental Control Tech./Tech., Oth.</i>	2	0	0	1 / 2	*
<i>Industrial/Manufacturing Technol./Tech.</i>	3	0	0	3 / 3	*
<i>Quality Control & Safety Tech./Tech., Oth.</i>	9	0	0	9 / 9	100%

Health Professions & Related Sciences

<i>Dental Assistant</i>	29	0	0	29 / 29	100%
<i>Dental Laboratory Tech.</i>	14	2	1	10 / 12	83%
<i>Emergency Medical Technol./Tech.</i>	37	1	0	30 / 36	83%

* Related Employment Rate is not given if there are 3 or less graduates available for work because this is not enough to draw accurate conclusions about program success. See page 3 for the definitions of unavailable and available. Only available graduates are counted in the related employment rate.

The program titles listed here may not be the same as the program title at a given technical college. Contact the college directly (see the directory in Section 6) to determine the current title of a given program.

METRO REGION

Northeast Metro Campus

METRO

	Total # Graduates	Total # of Graduates unavailable for work →	# Unavailable because continuing their education	Related Employment Ratio: # of Graduates in related work / Total # of Grads. available for work →	% of Available Graduates in related work. (Based on related employment ratio.)
<i>Medical Assistant</i>	23	3	2	19 / 20	95%
<i>Nurse Assistant/Aide</i>	19	0	0	9 / 19	47%
<i>Orthotics/Prosthetics</i>	78	37	34	35 / 41	85%
<i>Pharmacy Tech./Assistant</i>	30	3	2	25 / 27	93%

Marketing Operations/Marketing & Distribution

<i>Fashion Merchandising</i>	11	7	7	4 / 4	100%
<i>Gen. Selling Skills & Sales Operations</i>	5	2	1	2 / 3	*
<i>General Buying Operations</i>	7	0	0	2 / 7	29%
<i>General Retailing Operations</i>	2	1	1	1 / 1	*
<i>Home Products Marketing Operations</i>	8	0	0	6 / 8	75%

Mechanics & Repairers

<i>Auto/Automotive Body Repairer</i>	9	1	0	6 / 8	75%
<i>Auto/Automotive Mechanic/Tech.</i>	15	1	1	14 / 14	100%
<i>Diesel Engine Mechanic & Repairer</i>	6	0	0	6 / 6	100%
<i>Heating, Air Conditioning & Refrigeration Mechanic & Repairer</i>	12	0	0	9 / 12	75%
<i>Miscellaneous Mechanics & Repairers, Other</i>	1	0	0	0 / 1	*
<i>Small Engine Mechanic & Repairer</i>	9	2	0	5 / 7	71%

Personal & Miscellaneous Services

<i>Cosmetologist</i>	38	3	1	31 / 35	89%
----------------------	----	---	---	---------	-----

Precision Production Trades

<i>Graphic & Printing Equip. Operator, General</i>	14	0	0	10 / 14	71%
<i>Machine Shop Assistant</i>	1	0	0	1 / 1	*
<i>Machinist/Machine Technologist</i>	1	0	0	1 / 1	*
<i>Mechanical Drafting</i>	4	0	0	3 / 4	75%
<i>Upholsterer</i>	2	0	0	2 / 2	*

Transportation and Materials Moving Workers

<i>Truck, Bus & Oth. Commercial Vehicle Operator</i>	72	4	2	59 / 68	87%
--	----	---	---	---------	-----

* Related Employment Rate is not given if there are 3 or less graduates available for work because this is not enough to draw accurate conclusions about program success. See page 3 for the definitions of unavailable and available. Only available graduates are counted in the related employment rate.

The program titles listed here may not be the same as the program title at a given technical college. Contact the college directly (see the directory in Section 6) to determine the current title of a given program.

METRO REGION

Northeast Metro Campus

Total # Graduates	Total # of Graduates unavailable for work →	# Unavailable because continuing their education	Related Employment Ratio: # of Graduates in related work / Total # of Grads. available for work →	% of Available Graduates in related work. (Based on related employment ratio.)
----------------------	--	---	---	---

Vocational Home Economics

<i>Child Care & Guidance Workers & Mgrs., Gen.</i>	18	1	1	16 / 17	94%
<i>Custodian/Caretaker</i>	12	1	0	6 / 11	55%
<i>Dietician Assistant</i>	6	0	0	5 / 6	83%

METRO

* **Related Employment Rate** is not given if there are 3 or less graduates available for work because this is not enough to draw accurate conclusions about program success. See page 3 for the definitions of unavailable and available. Only available graduates are counted in the related employment rate.

The program titles listed here may not be the same as the program title at a given technical college. Contact the college directly (see the directory in Section 6) to determine the current title of a given program.

St. Paul Campus

Total # Graduates	Total # of Graduates unavailable for work →	# Unavailable because continuing their education	Related Employment Ratio: # of Graduates in related work / Total # of Grads. available for work →	% of Available Graduates in related work. (Based on related employment ratio.)
----------------------	--	---	---	---

Business Management & Administrative Services

<i>Accounting</i>	12	1	0	10 / 11	91%
<i>Accounting Tech.</i>	32	14	10	16 / 18	89%
<i>Accounting, Other</i>	13	7	4	4 / 6	67%
<i>Administrative Assistant/Secretarial Science, Gen.</i>	15	5	1	10 / 10	100%
<i>Business Computer Facilities Operator</i>	7	2	0	4 / 5	80%
<i>Business Computer Programming/Programmer</i>	9	1	1	7 / 8	88%
<i>Business Systems Networking & Telecommunications</i>	8	3	0	5 / 5	100%
<i>Gen. Office/Clerical & Typing Serv.</i>	7	4	3	3 / 3	*
<i>Human Resources Mgmt.</i>	6	0	0	6 / 6	100%
<i>Information Processing/Data Entry Tech.</i>	8	2	0	6 / 6	100%
<i>International Business Marketing</i>	10	2	1	7 / 8	88%
<i>Legal Administrative Assistant/Secretary</i>	6	0	0	6 / 6	100%
<i>Medical Administrative Assistant/Secretary</i>	12	1	0	10 / 11	91%

Construction Trades

<i>Carpenter</i>	18	0	0	16 / 18	89%
<i>Construction Trades, Other</i>	26	0	0	3 / 26	12%
<i>Electrician</i>	24	1	0	19 / 23	83%
<i>Painter & Wall Coverer</i>	14	5	1	8 / 9	89%
<i>Plumber & Pipefitter</i>	29	2	0	22 / 27	81%

Engineering Related Technologies

<i>Civil Engineering/Civil Technology</i>	20	0	0	20 / 20	100%
<i>Electrical, Electronic and Communications Engineering Technology/Technician</i>	13	3	0	9 / 10	90%
<i>Electromechanical Instrumentation & Main. Tech./Tech., Oth.</i>	5	1	0	3 / 4	75%
<i>Environmental Control Tech./Tech., Oth.</i>	28	4	0	23 / 24	96%

* Related Employment Rate is not given if there are 3 or less graduates available for work because this is not enough to draw accurate conclusions about program success. See page 3 for the definitions of unavailable and available. Only available graduates are counted in the related employment rate.

St. Paul Campus

Total # Graduates	Total # of Graduates unavailable for work →	# Unavailable because continuing their education	Related Employment Ratio: # of Graduates in related work / Total # of Grads. available for work →	% of Available Graduates in related work. (Based on related employment ratio.)
-------------------	---	--	--	--

Health Professions & Related Sciences

<i>Health Unit Coordinator/Ward Clerk</i>	37	6	0	26 / 31	84%
<i>Medical Laboratory Tech.</i>	20	0	0	19 / 20	95%
<i>Practical Nurse (L.P.N. Training)</i>	72	8	1	64 / 64	100%
<i>Respiratory Therapy Tech.</i>	19	1	0	17 / 18	94%
<i>Sign Language Interpreter</i>	43	4	0	37 / 39	95%

Marketing Operations/Marketing & Distribution

<i>Gen. Distribution Operations</i>	7	2	1	5 / 5	100%
-------------------------------------	---	---	---	-------	------

Mechanics & Repairers

<i>Auto/Automotive Body Repairer</i>	17	2	1	14 / 15	93%
<i>Auto/Automotive Mechanic/Tech.</i>	12	3	2	9 / 9	100%
<i>Diesel Engine Mechanic & Repairer</i>	11	0	0	11 / 11	100%
<i>Major Appliance Installer & Repairer</i>	16	3	1	12 / 13	92%
<i>Small Engine Mechanic & Repairer</i>	8	0	0	7 / 8	88%
<i>Watch, Clock & Jewelry Repairer</i>	11	3	1	8 / 8	100%

Personal & Miscellaneous Services

<i>Cosmetologist</i>	22	5	1	15 / 17	88%
<i>Culinary Arts/Chef Training</i>	32	3	2	29 / 29	100%

Precision Production Trades

<i>Architectural Drafting</i>	16	1	0	15 / 15	100%
<i>Cabinet Maker & Millworker</i>	10	1	0	9 / 9	100%
<i>Graphic & Printing Equip. Operator, General</i>	36	5	1	26 / 31	84%
<i>Machinist/Machine Technologist</i>	37	2	0	34 / 35	97%
<i>Mechanical Drafting</i>	22	2	0	17 / 20	85%
<i>Welder/Welding Technologist</i>	14	4	1	7 / 10	70%

Visual & Performing Arts

<i>Graphic Design, Commercial Art & Illustration</i>	8	1	0	6 / 7	86%
--	---	---	---	-------	-----

* Related Employment Rate is not given if there are 3 or less graduates available for work because this is not enough to draw accurate conclusions about program success. See page 3 for the definitions of unavailable and available. Only available graduates are counted in the related employment rate.

The program titles listed here may not be the same as the program title at a given technical college. Contact the college directly (see the directory in Section 6) to determine the current title of a given program.

St. Paul Campus

Total # Graduates	Total # of Graduates unavailable for work →	# Unavailable because continuing their education	Related Employment Ratio: # of Graduates in related work / Total # of Grads. available for work →	% of Available Graduates in related work. (Based on related employment ratio.)
-------------------	---	--	--	---

Vocational Home Economics

Child Care & Guidance Workers & Mgrs., Gen.

17	7	4	7 / 10	70%
----	---	---	--------	-----

Commercial Garment & Apparel Worker

14	7	0	5 / 7	71%
----	---	---	-------	-----

METRO

* **Related Employment Rate** is not given if there are 3 or less graduates available for work because this is not enough to draw accurate conclusions about program success. See page 3 for the definitions of unavailable and available. Only available graduates are counted in the related employment rate.

The program titles listed here may not be the same as the program title at a given technical college. Contact the college directly (see the directory in Section 6) to determine the current title of a given program.

NORTHEAST REGION

Duluth Campus

Total # Graduates	Total # of Graduates unavailable for work →	# Unavailable because continuing their education	Related Employment Ratio: # of Graduates in related work / Total # of Grads. available for work →	% of Available Graduates in related work. (Based on related employment ratio.)
-------------------	---	--	--	---

Business Management & Administrative Services

<i>Accounting</i>	9	0	0	8 / 9	89%
<i>Accounting Tech.</i>	6	2	0	4 / 4	100%
<i>Accounting, Other</i>	5	0	0	5 / 5	100%
<i>Administrative Assistant/Secretarial Science, Gen.</i>	21	3	0	18 / 18	100%
<i>Business Computer Facilities Operator</i>	2	1	0	0 / 1	*
<i>Business Computer Programming/Programmer</i>	4	2	0	2 / 2	*
<i>Business Systems Networking & Telecommunications</i>	5	1	0	2 / 4	50%
<i>Human Resources Mgmt., Other</i>	1	0	0	1 / 1	*
<i>Legal Administrative Assistant/Secretary</i>	16	4	2	12 / 12	100%
<i>Medical Administrative Assistant/Secretary</i>	27	3	0	24 / 24	100%
<i>Receptionist</i>	1	0	0	1 / 1	*

Communications

<i>Radio & Television Broadcasting</i>	10	1	0	7 / 9	78%
--	----	---	---	-------	-----

Construction Trades

<i>Carpenter</i>	14	3	1	10 / 11	91%
<i>Electrician</i>	15	2	0	10 / 13	77%

Engineering Related Technologies

<i>Civil Engineering/Civil Technology</i>	10	1	1	9 / 9	100%
<i>Electrical, Electronic and Communications Engineering Technology/Technician</i>	7	4	2	3 / 3	*

Health Professions & Related Sciences

<i>Dental Hygienist</i>	18	2	0	16 / 16	100%
<i>Medical Laboratory Tech.</i>	15	1	1	13 / 14	93%
<i>Occupational Therapy Assistant</i>	23	1	0	22 / 22	100%
<i>Physical Therapy Assistant</i>	16	1	1	15 / 15	100%
<i>Practical Nurse (L.P.N. Training)</i>	76	17	13	59 / 59	100%
<i>Respiratory Therapy Tech.</i>	19	1	1	18 / 18	100%

* Related Employment Rate is not given if there are 3 or less graduates available for work because this is not enough to draw accurate conclusions about program success. See page 3 for the definitions of unavailable and available. Only available graduates are counted in the related employment rate.

The program titles listed here may not be the same as the program title at a given technical college. Contact the college directly (see the directory in Section 6) to determine the current title of a given program.

NORTHEAST

NORTHEAST REGION

Duluth Campus

Total # Graduates	Total # of Graduates unavailable for work →	# Unavailable because continuing their education	Related Employment Ratio: # of Graduates in related work / Total # of Grads. available for work →	% of Available Graduates in related work. (Based on related employment ratio.)
-------------------	---	--	--	--

Surgical/Operating Room Tech.

8	3	1	3 / 5	60%
---	---	---	-------	-----

Marketing Operations/Marketing & Distribution

Fashion Merchandising

3	1	0	2 / 2	*
---	---	---	-------	---

Gen. Selling Skills & Sales Operations

3	0	0	3 / 3	*
---	---	---	-------	---

General Retailing Operations

2	1	0	1 / 1	*
---	---	---	-------	---

Mechanics & Repairers

Auto/Automotive Body Repairer

8	2	0	5 / 6	83%
---	---	---	-------	-----

Auto/Automotive Mechanic/Tech.

3	1	1	2 / 2	*
---	---	---	-------	---

Diesel Engine Mechanic & Repairer

5	1	0	4 / 4	100%
---	---	---	-------	------

Industrial Electronics Installer & Repairer

2	1	0	1 / 1	*
---	---	---	-------	---

Personal & Miscellaneous Services

Baker/Pastry Chef

7	2	1	3 / 5	60%
---	---	---	-------	-----

Precision Production Trades

Machine Shop Assistant

8	1	0	7 / 7	100%
---	---	---	-------	------

Mechanical Drafting

3	1	0	2 / 2	*
---	---	---	-------	---

Protective Services

Fire Serv. Administration

14	0	0	4 / 14	29%
----	---	---	--------	-----

Vocational Home Economics

Child Care & Guidance Workers & Mgrs., Gen.

8	0	0	8 / 8	100%
---	---	---	-------	------

NORTHEAST

BEST COPY AVAILABLE

* Related Employment Rate is not given if there are 3 or less graduates available for work because this is not enough to draw accurate conclusions about program success. See page 3 for the definitions of unavailable and available. Only available graduates are counted in the related employment rate.

The program titles listed here may not be the same as the program title at a given technical college. Contact the college directly (see the directory in Section 6) to determine the current title of a given program.

NORTHEAST REGION

Eveleth Campus

Total # Graduates	Total # of Graduates unavailable for work →	# Unavailable because continuing their education	Related Employment Ratio: # of Graduates in related work / Total # of Grads. available for work →	% of Available Graduates in related work. (Based on related employment ratio.)
----------------------	--	---	---	---

Business Management & Administrative Services

<i>Accounting</i>	3	2	0	1 / 1	*
<i>Accounting Tech.</i>	9	7	5	2 / 2	*
<i>Accounting, Other</i>	1	1	0	0 / 0	*
<i>Administrative Assistant/Secretarial Science, Gen.</i>	40	15	2	17 / 25	68%
<i>Gen. Office/Clerical & Typing Serv.</i>	1	0	0	1 / 1	*

Construction Trades

<i>Carpenter</i>	8	1	1	6 / 7	86%
------------------	---	---	---	-------	-----

Engineering Related Technologies

<i>Industrial/Manufacturing Technol./Tech.</i>	25	6	5	16 / 19	84%
<i>Instrumentation Technol./Tech.</i>	7	0	0	6 / 7	86%

Health Professions & Related Sciences

<i>Opticianry/Dispensing Optician</i>	8	4	2	2 / 4	50%
<i>Practical Nurse (L.P.N. Training)</i>	33	9	7	21 / 24	88%

Mechanics & Repairers

<i>Auto/Automotive Mechanic/Tech.</i>	15	2	1	12 / 13	92%
<i>Industrial Equipment Maintenance & Repairers, Other</i>	16	1	0	11 / 15	73%

Precision Production Trades

<i>Graphic & Printing Equip. Operator, General</i>	6	2	1	1 / 4	25%
<i>Welder/Welding Technologist</i>	15	9	9	5 / 6	83%

NORTHEAST

* Related Employment Rate is not given if there are 3 or less graduates available for work because this is not enough to draw accurate conclusions about program success. See page 3 for the definitions of unavailable and available. Only available graduates are counted in the related employment rate.

The program titles listed here may not be the same as the program title at a given technical college. Contact the college directly (see the directory in Section 6) to determine the current title of a given program.

NORTHEAST REGION

Hibbing Campus

Total # Graduates	Total # of Graduates unavailable for work →	# Unavailable because continuing their education	Related Employment Ratio: # of Graduates in related work / Total # of Grads. available for work →	% of Available Graduates in related work. (Based on related employment ratio.)
-------------------	---	--	---	--

Construction Trades

<i>Construction Trades, Other</i>	5	0	0	2 / 5	40%
<i>Electrician</i>	19	2	1	10 / 17	59%

Engineering Related Technologies

<i>Biomedical Engineering-Related Technology/Technician</i>	5	1	1	3 / 4	75%
<i>Computer Engineering Technology/Technician</i>	7	1	1	5 / 6	83%
<i>Electrical, Electronic and Communications Engineering Technology/Technician</i>	8	3	2	1 / 5	20%
<i>Occupational Safety & Health Technol./Tech.</i>	1	0	0	0 / 1	*

Health Professions & Related Sciences

<i>Dental Assistant</i>	22	2	0	13 / 20	65%
<i>Medical Laboratory Tech.</i>	11	0	0	11 / 11	100%

Marketing Operations/Marketing & Distribution

<i>Gen. Retailing & Wholesaling Op. & Skills, Other</i>	6	1	1	3 / 5	60%
---	---	---	---	-------	-----

Mechanics & Repairers

<i>Auto/Automotive Mechanic/Tech.</i>	10	4	3	6 / 6	100%
<i>Heavy Equipment Maintenance & Repairer</i>	15	2	0	9 / 13	69%

Personal & Miscellaneous Services

<i>Culinary Arts/Chef Training</i>	1	1	1	0 / 0	*
<i>Kitchen Personnel/Cook & Assistant Training</i>	1	0	0	1 / 1	*

Protective Services

<i>Law Enforcement/Police Science</i>	49	5	5	29 / 44	66%
---------------------------------------	----	---	---	---------	-----

* Related Employment Rate is not given if there are 3 or less graduates available for work because this is not enough to draw accurate conclusions about program success. See page 3 for the definitions of unavailable and available. Only available graduates are counted in the related employment rate.

The program titles listed here may not be the same as the program title at a given technical college. Contact the college directly (see the directory in Section 6) to determine the current title of a given program.

43

NORTHEAST

NORTHWEST REGION

Alexandria Campus

Total # Graduates	Total # of Graduates unavailable for work →	# Unavailable because continuing their education	Related Employment Ratio: # of Graduates in related work / Total # of Grads. available for work →	% of Available Graduates in related work. (Based on related employment ratio.)
-------------------	---	--	--	---

Agricultural Business and Production

<i>Aquaculture Operations & Production Management</i>	20	1	0	15 / 19	79%
---	----	---	---	---------	-----

Business Management & Administrative Services

<i>Accounting</i>	19	2	0	13 / 17	76%
<i>Administrative Assistant/Secretarial Science, Gen.</i>	31	13	13	12 / 18	67%
<i>Business Computer Programming/Programmer</i>	11	0	0	10 / 11	91%
<i>Business Information & Data Processing Serv., Other</i>	17	2	0	13 / 15	87%
<i>Business Systems Networking & Telecommunications</i>	2	0	0	2 / 2	*
<i>Financial Mgmt. & Serv., Other</i>	14	1	1	13 / 13	100%
<i>Gen. Office/Clerical & Typing Serv.</i>	1	1	0	0 / 0	*
<i>Hotel/Motel & Restaurant Mgmt.</i>	15	3	2	12 / 12	100%
<i>Human Resources Mgmt., Other</i>	3	0	0	1 / 3	*
<i>Information Processing/Data Entry Tech.</i>	11	2	1	7 / 9	78%
<i>Legal Administrative Assistant/Secretary</i>	17	6	6	10 / 11	91%
<i>Medical Administrative Assistant/Secretary</i>	20	6	6	12 / 14	86%
<i>Office Supervision & Mgmt.</i>	14	3	0	10 / 11	91%
<i>Op. Mgmt. & Supervision</i>	8	0	0	8 / 8	100%
<i>Receptionist</i>	2	0	0	2 / 2	*

Construction Trades

<i>Carpenter</i>	25	1	0	24 / 24	100%
------------------	----	---	---	---------	------

Engineering Related Technologies

<i>Hydraulic Technol./Tech.</i>	26	3	0	22 / 23	96%
---------------------------------	----	---	---	---------	-----

Health Professions & Related Sciences

<i>Medical Laboratory Tech.</i>	12	1	0	11 / 11	100%
<i>Practical Nurse (L.P.N. Training)</i>	48	5	4	42 / 43	98%

Marketing Operations/Marketing & Distribution

<i>Fashion Merchandising</i>	10	1	1	9 / 9	100%
------------------------------	----	---	---	-------	------

* Related Employment Rate is not given if there are 3 or less graduates available for work because this is not enough to draw accurate conclusions about program success. See page 3 for the definitions of unavailable and available. Only available graduates are counted in the related employment rate.

The program titles listed here may not be the same as the program title at a given technical college. Contact the college directly (see the directory in Section 6) to determine the current title of a given program.

NORTHWEST

NORTHWEST REGION

Alexandria Campus

	Total # Graduates	Total # of Graduates unavailable for work →	# Unavailable because continuing their education	Related Employment Ratio: # of Graduates in related work / Total # of Grads. available for work →	% of Available Graduates in related work. (Based on related employment ratio.)
--	-------------------	---	--	--	--

Gen. Retailing & Wholesaling Op. & Skills, Other

	16	0	0	16 / 16	100%
--	----	---	---	---------	------

General Retailing Operations

	7	0	0	7 / 7	100%
--	---	---	---	-------	------

Mechanics & Repairers

Auto/Automotive Mechanic/Tech.

	22	1	0	20 / 21	95%
--	----	---	---	---------	-----

Aviation Systems & Avionics Main. Technologist/Tech.

	29	7	4	17 / 22	77%
--	----	---	---	---------	-----

Diesel Engine Mechanic & Repairer

	28	0	0	26 / 28	93%
--	----	---	---	---------	-----

Small Engine Mechanic & Repairer

	13	1	0	9 / 12	75%
--	----	---	---	--------	-----

Precision Production Trades

Machinist/Machine Technologist

	7	1	0	6 / 6	100%
--	---	---	---	-------	------

Mechanical Drafting

	9	0	0	8 / 9	89%
--	---	---	---	-------	-----

Tool & Die Maker/Technologist

	12	3	0	9 / 9	100%
--	----	---	---	-------	------

Welder/Welding Technologist

	13	0	0	13 / 13	100%
--	----	---	---	---------	------

Protective Services

Law Enforcement/Police Science

	92	6	3	55 / 86	64%
--	----	---	---	---------	-----

Social Sciences & History

Cartography

	14	5	1	6 / 9	67%
--	----	---	---	-------	-----

Transportation and Materials Moving Workers

Truck, Bus & Oth. Commercial Vehicle Operator

	32	1	0	28 / 31	90%
--	----	---	---	---------	-----

Visual & Performing Arts

Graphic Design, Commercial Art & Illustration

	17	3	0	11 / 14	79%
--	----	---	---	---------	-----

Interior Design

	11	1	0	7 / 10	70%
--	----	---	---	--------	-----

Vocational Home Economics

Dietician Assistant

	15	2	1	10 / 13	77%
--	----	---	---	---------	-----

* Related Employment Rate is not given if there are 3 or less graduates available for work because this is not enough to draw accurate conclusions about program success. See page 3 for the definitions of unavailable and available. Only available graduates are counted in the related employment rate.

The program titles listed here may not be the same as the program title at a given technical college. Contact the college directly (see the directory in Section 6) to determine the current title of a given program.

NORTHWEST REGION

Bemidji Campus

Total # Graduates	Total # of Graduates unavailable for work →	# Unavailable because continuing their education	Related Employment Ratio: # of Graduates in related work / Total # of Grads. available for work →	% of Available Graduates in related work. (Based on related employment ratio.)
----------------------	--	---	---	---

Business Management & Administrative Services

<i>Accounting</i>	6	1	0	2 / 5	40%
<i>Accounting Tech.</i>	11	0	0	7 / 11	64%
<i>Accounting, Other</i>	4	0	0	3 / 4	75%
<i>Administrative Assistant/Secretarial Science, Gen.</i>	15	0	0	7 / 15	47%
<i>Business Systems Networking & Telecommunications</i>	3	0	0	1 / 3	*
<i>Gen. Office/Clerical & Typing Serv.</i>	1	1	0	0 / 0	*
<i>Legal Administrative Assistant/Secretary</i>	8	2	0	6 / 6	100%
<i>Medical Administrative Assistant/Secretary</i>	8	0	0	5 / 8	63%
<i>Receptionist</i>	3	1	0	0 / 2	*

Construction Trades

<i>Carpenter</i>	15	0	0	9 / 15	60%
------------------	----	---	---	--------	-----

Health Professions & Related Sciences

<i>Dental Assistant</i>	11	2	1	7 / 9	78%
<i>Practical Nurse (L.P.N. Training)</i>	64	13	2	45 / 51	88%

Marketing Operations/Marketing & Distribution

<i>Apparel & Accessories Mkt. Op., Other</i>	1	0	0	0 / 1	*
<i>Fashion Merchandising</i>	5	0	0	4 / 5	80%
<i>General Retailing Operations</i>	5	0	0	4 / 5	80%

Mechanics & Repairers

<i>Auto/Automotive Body Repairer</i>	7	0	0	6 / 7	86%
<i>Auto/Automotive Mechanic/Tech.</i>	5	1	0	4 / 4	100%

Precision Production Trades

<i>Precision Metal Workers, Other</i>	13	1	0	10 / 12	83%
---------------------------------------	----	---	---	---------	-----

Vocational Home Economics

<i>Custodial, Housekeeping & Home Serv. Workers & Mgrs., Other</i>	6	0	0	6 / 6	100%
--	---	---	---	-------	------

* Related Employment Rate is not given if there are 3 or less graduates available for work because this is not enough to draw accurate conclusions about program success. See page 3 for the definitions of unavailable and available. Only available graduates are counted in the related employment rate.

The program titles listed here may not be the same as the program title at a given technical college. Contact the college directly (see the directory in Section 6) to determine the current title of a given program.

NORTHWEST REGION

Brainerd Campus

Total # Graduates	Total # of Graduates unavailable for work →	# Unavailable because continuing their education	Related Employment Ratio: # of Graduates in related work / Total # of Grads. available for work →	% of Available Graduates in related work. (Based on related employment ratio.)
-------------------	---	--	--	---

Business Management & Administrative Services

<i>Accounting</i>	23	4	1	14 / 19	74%
<i>Accounting Tech.</i>	6	2	1	3 / 4	75%
<i>Accounting, Other</i>	4	1	0	3 / 3	*
<i>Administrative Assistant/Secretarial Science, Gen.</i>	16	8	3	4 / 8	50%
<i>Enterprise Mgmt. & Operation, Gen.</i>	12	2	1	7 / 10	70%
<i>Financial Mgmt. & Serv., Other</i>	7	2	0	4 / 5	80%
<i>Gen. Office/Clerical & Typing Serv.</i>	10	0	0	9 / 10	90%
<i>Human Resources Mgmt., Other</i>	1	0	1	1 / 1	*
<i>Legal Administrative Assistant/Secretary</i>	17	2	0	14 / 15	93%
<i>Medical Administrative Assistant/Secretary</i>	16	2	1	9 / 14	64%
<i>Receptionist</i>	1	0	0	1 / 1	*

Communications Technologies

<i>Radio & Television Broadcasting Technol./Tech.</i>	4	3	2	1 / 1	*
---	---	---	---	-------	---

Conservation & Renewable Natural Resources

<i>Natural Resources Conversation, General</i>	22	6	5	12 / 16	75%
--	----	---	---	---------	-----

Health Professions & Related Sciences

<i>Dental Assistant</i>	15	4	2	11 / 11	100%
<i>Practical Nurse (L.P.N. Training)</i>	69	18	12	49 / 51	96%

Marketing Operations/Marketing & Distribution

<i>Floristry Marketing Operations</i>	7	1	1	5 / 6	83%
<i>General Retailing Operations</i>	11	2	1	8 / 9	89%
<i>Travel Serv. Marketing Operations</i>	18	2	0	15 / 16	94%

Mechanics & Repairers

<i>Auto/Automotive Body Repairer</i>	7	1	0	6 / 6	100%
<i>Auto/Automotive Mechanic/Tech.</i>	12	4	4	7 / 8	88%
<i>Electrical & Electronics Equip. Installer & Repairer, General</i>	3	1	0	2 / 2	*

* Related Employment Rate is not given if there are 3 or less graduates available for work because this is not enough to draw accurate conclusions about program success. See page 3 for the definitions of unavailable and available. Only available graduates are counted in the related employment rate.

he program titles listed here may not be the same as the program title at a given technical college. Contact the college directly (see the directory in section 6) to determine the current title of a given program.

NORTHWEST REGION

Brainerd Campus

Total # Graduates	Total # of Graduates unavailable for work →	# Unavailable because continuing their education	Related Employment Ratio: # of Graduates in related work / Total # of Grads. available for work →	% of Available Graduates in related work. (Based on related employment ratio.)
-------------------	---	--	--	--

Motorcycle Mechanic & Repairer

3	0	0	3 / 3	*
---	---	---	-------	---

Small Engine Mechanic & Repairer

7	1	0	5 / 6	83%
---	---	---	-------	-----

Precision Production Trades

Welder/Welding Technologist

5	2	1	3 / 3	*
---	---	---	-------	---

Vocational Home Economics

Custodial, Housekeeping & Home Serv. Workers & Mgrs., Other

4	2	1	2 / 2	*
---	---	---	-------	---

NORTHWEST

* Related Employment Rate is not given if there are 3 or less graduates available for work because this is not enough to draw accurate conclusions about program success. See page 3 for the definitions of unavailable and available. Only available graduates are counted in the related employment rate.

The program titles listed here may not be the same as the program title at a given technical college. Contact the college directly (see the directory in Section 6) to determine the current title of a given program.

Detroit Lakes Campus

Total # Graduates	Total # of Graduates unavailable for work →	# Unavailable because continuing their education	Related Employment Ratio: # of Graduates in related work / Total # of Grads. available for work →	% of Available Graduates in related work. (Based on related employment ratio.)
----------------------	--	---	---	---

Business Management & Administrative Services

<i>Accounting</i>	15	5	0	8 / 10	80%
<i>Accounting Tech.</i>	6	1	0	4 / 5	80%
<i>Accounting, Other</i>	9	1	0	7 / 8	88%
<i>Administrative Assistant/Secretarial Science, Gen.</i>	8	2	0	5 / 6	83%
<i>Enterprise Mgmt. & Operation, Gen.</i>	1	0	0	/ 1	*
<i>Information Processing/Data Entry Tech.</i>	2	2	0	0 / 0	*
<i>Legal Administrative Assistant/Secretary</i>	7	5	1	1 / 2	*
<i>Medical Administrative Assistant/Secretary</i>	15	3	2	8 / 12	67%
<i>Receptionist</i>	2	1	0	0 / 1	*

Construction Trades

<i>Building/Property Maintenance & Manager</i>	15	4	0	10 / 11	91%
<i>Carpenter</i>	6	2	1	4 / 4	100%

Engineering Related Technologies

<i>Biomedical Engineering-Related Technology/Technician</i>	9	3	0	5 / 6	83%
---	---	---	---	-------	-----

Health Professions & Related Sciences

<i>Practical Nurse (L.P.N. Training)</i>	44	5	1	38 / 39	97%
<i>Practical Nurse (L.P.N. Training) at Wadena/Twin Valley</i>	49	6	0	39 / 43	91%

Marketing Operations/Marketing & Distribution

<i>Fashion Merchandising</i>	3	0	0	2 / 3	*
<i>General Retailing Operations</i>	10	8	3	1 / 2	*

Mechanics & Repairers

<i>Auto/Automotive Body Repairer</i>	9	0	0	9 / 9	100%
<i>Auto/Automotive Mechanic/Tech.</i>	9	0	0	9 / 9	100%
<i>Diesel Engine Mechanic & Repairer</i>	13	1	0	11 / 12	92%
<i>Small Engine Mechanic & Repairer</i>	13	2	1	9 / 11	82%

* Related Employment Rate is not given if there are 3 or less graduates available for work because this is not enough to draw accurate conclusions about program success. See page 3 for the definitions of unavailable and available. Only available graduates are counted in the related employment rate.

19 program titles listed here may not be the same as the program title at a given technical college. Contact the college directly (see the directory in section 6) to determine the current title of a given program.

NORTHWEST REGION

Detroit Lakes Campus

Total # Graduates	Total # of Graduates unavailable for work →	# Unavailable because continuing their education	Related Employment Ratio: # of Graduates in related work / Total # of Grads. available for work →	% of Available Graduates in related work. (Based on related employment ratio.)
----------------------	--	---	---	---

Personal & Miscellaneous Services

<i>Culinary Arts/Chef Training</i>	8	0	0	7 / 8	88%
------------------------------------	---	---	---	-------	-----

<i>Food & Beverage/Restaurant Operations Manager</i>	8	3	1	4 / 5	80%
--	---	---	---	-------	-----

Precision Production Trades

<i>Architectural Drafting</i>	7	2	0	5 / 5	100%
-------------------------------	---	---	---	-------	------

Transportation and Materials Moving Workers

<i>Marine Maintenance & Ship Repairer</i>	12	0	0	11 / 12	92%
---	----	---	---	---------	-----

Visual & Performing Arts

<i>Graphic Design, Commercial Art & Illustration</i>	22	9	6	11 / 13	85%
--	----	---	---	---------	-----

NORTHWEST

* Related Employment Rate is not given if there are 3 or less graduates available for work because this is not enough to draw accurate conclusions about program success. See page 3 for the definitions of unavailable and available. Only available graduates are counted in the related employment rate.

The program titles listed here may not be the same as the program title at a given technical college. Contact the college directly (see the directory in Section 6) to determine the current title of a given program.

NORTHWEST REGION

East Grand Forks Campus

Total # Graduates	Total # of Graduates unavailable for work →	# Unavailable because continuing their education	Related Employment Ratio: # of Graduates in related work / Total # of Grads. available for work →	% of Available Graduates in related work. (Based on related employment ratio.)
-------------------	---	--	--	---

Agricultural Business and Production

<i>Agricultural Mechanization, General</i>	1	0	0	1 / 1	*
<i>Agricultural Prod. Workers & Mgrs., Gen.</i>	4	0	0	4 / 4	100%

Business Management & Administrative Services

<i>Accounting Tech.</i>	2	0	0	1 / 2	*
<i>Accounting, Other</i>	6	1	0	3 / 5	60%
<i>Administrative Assistant/Secretarial Science, Gen.</i>	10	0	0	9 / 10	90%
<i>Banking & Financial Support Serv.</i>	4	1	0	3 / 3	*
<i>Financial Mgmt. & Serv., Other</i>	6	0	0	2 / 6	33%
<i>Gen. Office/Clerical & Typing Serv.</i>	3	0	0	1 / 3	*
<i>Medical Administrative Assistant/Secretary</i>	14	0	0	12 / 14	86%
<i>Receptionist</i>	3	1	1	2 / 2	*

Construction Trades

<i>Carpenter</i>	10	0	0	8 / 10	80%
------------------	----	---	---	--------	-----

Engineering Related Technologies

<i>Environmental Control Tech./Tech., Oth.</i>	4	2	0	2 / 2	*
--	---	---	---	-------	---

Health Professions & Related Sciences

<i>Emergency Medical Technol./Tech.</i>	5	0	0	5 / 5	100%
<i>Health & Medical Assistants, Other</i>	6	1	1	4 / 5	80%
<i>Health Unit Coordinator/Ward Clerk</i>	8	0	0	7 / 8	88%
<i>Medical Assistant</i>	8	1	1	5 / 7	71%
<i>Pharmacy Tech./Assistant</i>	1	0	0	0 / 1	*
<i>Practical Nurse (L.P.N. Training)</i>	40	11	7	27 / 29	93%
<i>Respiratory Therapy Tech.</i>	6	2	0	4 / 4	100%
<i>Surgical/Operating Room Tech.</i>	12	2	0	6 / 10	60%

Marketing Operations/Marketing & Distribution

<i>Marketing Operations/Marketing and Distribution, Other</i>	8	0	0	8 / 8	100%
---	---	---	---	-------	------

* Related Employment Rate is not given if there are 3 or less graduates available for work because this is not enough to draw accurate conclusions about program success. See page 3 for the definitions of unavailable and available. Only available graduates are counted in the related employment rate.

The program titles listed here may not be the same as the program title at a given technical college. Contact the college directly (see the directory in section 6) to determine the current title of a given program.

NORTHWEST REGION

East Grand Forks Campus

Total # Graduates	Total # of Graduates unavailable for work →	# Unavailable because continuing their education	Related Employment Ratio: # of Graduates in related work / Total # of Grads. available for work →	% of Available Graduates in related work. (Based on related employment ratio.)
-------------------	---	--	--	--

Mechanics & Repairers

<i>Diesel Engine Mechanic & Repairer</i>	1	0	0	0 / 1	*
--	---	---	---	-------	---

Precision Production Trades

<i>Welder/Welding Technologist</i>	5	0	0	4 / 5	80%
------------------------------------	---	---	---	-------	-----

Transportation and Materials Moving Workers

<i>Truck, Bus & Oth. Commercial Vehicle Operator</i>	27	1	1	24 / 26	92%
--	----	---	---	---------	-----

NORTHWEST

* **Related Employment Rate** is not given if there are 3 or less graduates available for work because this is not enough to draw accurate conclusions about program success. See page 3 for the definitions of unavailable and available. Only available graduates are counted in the related employment rate.

The program titles listed here may not be the same as the program title at a given technical college. Contact the college directly (see the directory in Section 6) to determine the current title of a given program.

NORTHWEST REGION

Moorhead Campus

Total # Graduates	Total # of Graduates unavailable for work →	# Unavailable because continuing their education	Related Employment Ratio: # of Graduates in related work / Total # of Grads. available for work →	% of Available Graduates in related work. (Based on related employment ratio.)
-------------------	---	--	--	---

Business Management & Administrative Services

<i>Accounting</i>	16	2	0	12 / 14	86%
<i>Accounting Tech.</i>	9	3	1	6 / 6	100%
<i>Accounting, Other</i>	8	0	0	7 / 8	88%
<i>Administrative Assistant/Secretarial Science, Gen.</i>	23	3	1	11 / 20	55%
<i>Business Computer Facilities Operator</i>	7	0	0	5 / 7	71%
<i>Business Computer Programming/Programmer</i>	9	1	1	7 / 8	88%
<i>Business Systems Networking & Telecommunications</i>	7	0	0	5 / 7	71%
<i>Gen. Office/Clerical & Typing Serv.</i>	7	1	1	2 / 6	33%
<i>Human Resources Mgmt.</i>	2	1	1	1 / 1	*
<i>Information Processing/Data Entry Tech.</i>	5	1	1	2 / 4	50%
<i>Legal Administrative Assistant/Secretary</i>	17	2	2	14 / 15	93%
<i>Medical Administrative Assistant/Secretary</i>	32	3	2	23 / 29	79%
<i>Receptionist</i>	5	0	0	4 / 5	80%

Construction Trades

<i>Carpenter</i>	9	1	0	8 / 8	100%
<i>Electrician</i>	19	0	0	18 / 19	95%

Engineering Related Technologies

<i>Electrical, Electronic and Communications Engineering Technology/Technician</i>	20	2	1	15 / 18	83%
--	----	---	---	---------	-----

Health Professions & Related Sciences

<i>Dental Assistant</i>	24	3	0	20 / 21	95%
<i>Medical Records Technol./Tech.</i>	19	0	0	18 / 19	95%

Marketing Operations/Marketing & Distribution

<i>Fashion Merchandising</i>	12	0	0	11 / 12	92%
<i>Gen. Retailing & Wholesaling Op. & Skills, Other</i>	31	3	0	24 / 28	86%

* Related Employment Rate is not given if there are 3 or less graduates available for work because this is not enough to draw accurate conclusions about program success. See page 3 for the definitions of unavailable and available. Only available graduates are counted in the related employment rate.

The program titles listed here may not be the same as the program title at a given technical college. Contact the college directly (see the directory in section 6) to determine the current title of a given program.

NORTHWEST REGION

Moorhead Campus

Total # Graduates	Total # of Graduates unavailable for work →	# Unavailable because continuing their education	Related Employment Ratio: # of Graduates in related work / Total # of Grads. available for work →	% of Available Graduates in related work. (Based on related employment ratio.)
-------------------	---	--	--	--

Mechanics & Repairers

<i>Auto/Automotive Mechanic/Tech.</i>	10	2	1	7 / 8	88%
<i>Diesel Engine Mechanic & Repairer</i>	9	1	1	7 / 8	88%
<i>Heating, Air Conditioning & Refrigeration Mechanic & Repairer</i>	10	0	0	10 / 10	100%

Personal & Miscellaneous Services

<i>Culinary Arts/Chef Training</i>	11	2	1	9 / 9	100%
------------------------------------	----	---	---	-------	------

Precision Production Trades

<i>Electrical/Electronics Drafting</i>	12	1	0	10 / 11	91%
<i>Welder/Welding Technologist</i>	11	1	0	10 / 10	100%

Visual & Performing Arts

<i>Graphic Design, Commercial Art & Illustration</i>	9	3	1	6 / 6	100%
--	---	---	---	-------	------

NORTHWEST

* Related Employment Rate is not given if there are 3 or less graduates available for work because this is not enough to draw accurate conclusions about program success. See page 3 for the definitions of unavailable and available. Only available graduates are counted in the related employment rate.

The program titles listed here may not be the same as the program title at a given technical college. Contact the college directly (see the directory in Section 6) to determine the current title of a given program.

NORTHWEST REGION

Staples Campus

Total # Graduates	Total # of Graduates unavailable for work →	# Unavailable because continuing their education	Related Employment Ratio: # of Graduates in related work / Total # of Grads. available for work →	% of Available Graduates in related work. (Based on related employment ratio.)
-------------------	---	--	--	--

Engineering Related Technologies

<i>Robotics Technol./Tech.</i>	16	2	2	14 / 14	100%
--------------------------------	----	---	---	---------	------

Mechanics & Repairers

<i>Heavy Equipment Maintenance & Repairer</i>	32	4	0	26 / 28	93%
---	----	---	---	---------	-----

<i>Miscellaneous Mechanics & Repairers, Other</i>	7	3	1	2 / 4	50%
---	---	---	---	-------	-----

Precision Production Trades

<i>Desktop Publishing Equip. Operator</i>	3	2	0	1 / 1	*
---	---	---	---	-------	---

<i>Graphic & Printing Equip. Operator, General</i>	7	1	0	6 / 6	100%
--	---	---	---	-------	------

<i>Machinist/Machine Technologist</i>	61	8	1	52 / 53	98%
---------------------------------------	----	---	---	---------	-----

<i>Mechanical Drafting</i>	11	3	0	8 / 8	100%
----------------------------	----	---	---	-------	------

Visual & Performing Arts

<i>Graphic Design, Commercial Art & Illustration</i>	8	3	1	4 / 5	80%
--	---	---	---	-------	-----

NORTHWEST

* Related Employment Rate is not given if there are 3 or less graduates available for work because this is not enough to draw accurate conclusions about program success. See page 3 for the definitions of unavailable and available. Only available graduates are counted in the related employment rate.

Thief River Falls Campus

Total # Graduates	Total # of Graduates unavailable for work →	# Unavailable because continuing their education	Related Employment Ratio: # of Graduates in related work / Total # of Grads. available for work →	% of Available Graduates in related work. (Based on related employment ratio.)
-------------------	---	--	---	--

Business Management & Administrative Services

<i>Accounting</i>	2	0	0	1 / 2	*
<i>Accounting Tech.</i>	4	2	1	1 / 2	*
<i>Accounting, Other</i>	2	0	0	2 / 2	*
<i>Administrative Assistant/Secretarial Science, Gen.</i>	9	5	2	4 / 4	100%
<i>Legal Administrative Assistant/Secretary</i>	6	1	1	4 / 5	80%
<i>Medical Administrative Assistant/Secretary</i>	11	3	2	5 / 8	63%

Communications

<i>Communications, Other</i>	1	1	1	0 / 0	*
<i>Radio & Television Broadcasting</i>	7	2	2	5 / 5	100%

Engineering Related Technologies

<i>Electrical, Electronic and Communications Engineering Technology/Technician</i>	4	2	0	1 / 2	*
--	---	---	---	-------	---

Health Professions & Related Sciences

<i>Practical Nurse (L.P.N. Training)</i>	54	7	2	46 / 47	98%
--	----	---	---	---------	-----

Marketing Operations/Marketing & Distribution

<i>General Retailing Operations</i>	7	1	0	5 / 6	83%
-------------------------------------	---	---	---	-------	-----

Mechanics & Repairers

<i>Aircraft Mechanic/Tech., Airframe</i>	109	49	11	38 / 60	63%
<i>Auto/Automotive Body Repairer</i>	13	0	0	13 / 13	100%
<i>Auto/Automotive Mechanic/Tech.</i>	3	2	1	1 / 1	*
<i>Aviation Systems & Avionics Main. Technologist/Tech.</i>	10	3	2	6 / 7	86%

Personal & Miscellaneous Services

<i>Cosmetologist</i>	12	2	0	10 / 10	100%
----------------------	----	---	---	---------	------

Precision Production Trades

<i>Architectural Drafting</i>	19	5	0	13 / 14	93%
<i>Welder/Welding Technologist</i>	12	0	0	12 / 12	100%

* Related Employment Rate is not given if there are 3 or less graduates available for work because this is not enough to draw accurate conclusions about program success. See page 3 for the definitions of unavailable and available. Only available graduates are counted in the related employment rate.

The program titles listed here may not be the same as the program title at a given technical college. Contact the college directly (see the directory in Section 6) to determine the current title of a given program.

NORTHWEST REGION

Wadena Campus

Total # Graduates	Total # of Graduates unavailable for work →	# Unavailable because continuing their education	Related Employment Ratio: # of Graduates in related work / Total # of Grads. available for work →	% of Available Graduates in related work. (Based on related employment ratio.)
----------------------	--	---	---	---

Business Management & Administrative Services

<i>Accounting</i>	4	0	0	3 / 4	75%
<i>Accounting, Other</i>	1	0	0	1 / 1	*
<i>Administrative Assistant/Secretarial Science, Gen.</i>	9	3	3	4 / 6	67%
<i>Human Resources Mgmt.</i>	3	1	0	1 / 2	*
<i>Medical Administrative Assistant/Secretary</i>	19	3	2	13 / 16	81%
<i>Receptionist</i>	1	0	0	1 / 1	*

Communications

<i>Advertising</i>	4	0	0	4 / 4	100%
--------------------	---	---	---	-------	------

Construction Trades

<i>Electrician</i>	24	0	0	23 / 24	96%
<i>Lineworker</i>	25	2	0	22 / 23	96%
<i>Plumber & Pipefitter</i>	8	1	0	7 / 7	100%

Engineering Related Technologies

<i>Electrical, Electronic and Communications Engineering Technology/Technician</i>	22	3	0	15 / 19	79%
--	----	---	---	---------	-----

Health Professions & Related Sciences

<i>Emergency Medical Technol./Tech.</i>	36	6	4	28 / 30	93%
---	----	---	---	---------	-----

Marketing Operations/Marketing & Distribution

<i>Marketing Operations/Marketing and Distribution, Other</i>	9	4	2	4 / 5	80%
---	---	---	---	-------	-----

Mechanics & Repairers

<i>Auto/Automotive Body Repairer</i>	6	3	0	3 / 3	*
<i>Auto/Automotive Mechanic/Tech.</i>	13	1	0	11 / 12	92%
<i>Communication Systems Installer & Repairer</i>	35	0	0	35 / 35	100%

Personal & Miscellaneous Services

<i>Cosmetologist</i>	31	3	0	27 / 28	96%
----------------------	----	---	---	---------	-----

57

* Related Employment Rate is not given if there are 3 or less graduates available for work because this is not enough to draw accurate conclusions about program success. See page 3 for the definitions of unavailable and available. Only available graduates are counted in the related employment rate.

SOUTHEAST REGION

Albert Lea Campus

Total # Graduates	Total # of Graduates unavailable for work →	# Unavailable because continuing their education	Related Employment Ratio: # of Graduates in related work / Total # of Grads. available for work →	% of Available Graduates in related work. (Based on related employment ratio.)
----------------------	--	---	---	---

Agricultural Sciences

<i>Food Sciences & Technology</i>	3	0	0	3 / 3	*
---------------------------------------	---	---	---	-------	---

Business Management & Administrative Services

<i>Accounting</i>	5	1	1	4 / 4	100%
-------------------	---	---	---	-------	------

<i>Accounting Tech.</i>	2	1	0	1 / 1	*
-------------------------	---	---	---	-------	---

<i>Administrative Assistant/Secretarial Science, Gen.</i>	5	1	0	3 / 4	75%
---	---	---	---	-------	-----

<i>Business Computer Facilities Operator</i>	8	3	1	5 / 5	100%
--	---	---	---	-------	------

<i>Human Resources Mgmt., Other</i>	1	0	0	1 / 1	*
-------------------------------------	---	---	---	-------	---

<i>Legal Administrative Assistant/Secretary</i>	4	1	0	2 / 3	*
---	---	---	---	-------	---

<i>Medical Administrative Assistant/Secretary</i>	5	0	0	5 / 5	100%
---	---	---	---	-------	------

<i>Receptionist</i>	3	0	0	2 / 3	*
---------------------	---	---	---	-------	---

Construction Trades

<i>Electrician</i>	42	4	0	38 / 38	100%
--------------------	----	---	---	---------	------

Engineering Related Technologies

<i>Environmental & Pollution Control Technol./Tech.</i>	4	1	0	2 / 3	*
---	---	---	---	-------	---

Marketing Operations/Marketing & Distribution

<i>Fashion Merchandising</i>	3	1	0	2 / 2	*
------------------------------	---	---	---	-------	---

<i>Gen. Selling Skills & Sales Operations</i>	1	0	0	1 / 1	*
---	---	---	---	-------	---

<i>General Retailing Operations</i>	2	0	0	2 / 2	*
-------------------------------------	---	---	---	-------	---

<i>Travel Serv. Marketing Operations</i>	18	5	0	9 / 13	69%
--	----	---	---	--------	-----

Mechanics & Repairers

<i>Auto/Automotive Mechanic/Tech.</i>	10	0	0	8 / 10	80%
---------------------------------------	----	---	---	--------	-----

<i>Diesel Engine Mechanic & Repairer</i>	9	1	1	8 / 8	100%
--	---	---	---	-------	------

<i>Heating, Air Conditioning & Refrigeration Mechanic & Repairer</i>	6	1	0	5 / 5	100%
--	---	---	---	-------	------

<i>Industrial Machinery Maintenance & Repairer</i>	5	1	0	4 / 4	100%
--	---	---	---	-------	------

Precision Production Trades

<i>Mechanical Drafting</i>	10	1	0	7 / 9	78%
----------------------------	----	---	---	-------	-----

* Related Employment Rate is not given if there are 3 or less graduates available for work because this is not enough to draw accurate conclusions about program success. See page 3 for the definitions of unavailable and available. Only available graduates are counted in the related employment rate.

The program titles listed here may not be the same as the program title at a given technical college. Contact the college directly (see the directory in Section 6) to determine the current title of a given program.

SOUTHEAST

SOUTHEAST REGION

Albert Lea Campus

Total # Graduates	Total # of Graduates unavailable for work →	# Unavailable because continuing their education	Related Employment Ratio: # of Graduates in related work / Total # of Grads. available for work →	% of Available Graduates in related work. (Based on related employment ratio.)
-------------------	---	--	--	--

Vocational Home Economics

Custodial, Housekeeping & Home Serv. Workers & Mgrs., Other

2	1	1	1 / 1	*
---	---	---	-------	---

SOUTHEAST

* Related Employment Rate is not given if there are 3 or less graduates available for work because this is not enough to draw accurate conclusions about program success. See page 3 for the definitions of unavailable and available. Only available graduates are counted in the related employment rate.

The program titles listed here may not be the same as the program title at a given technical college. Contact the college directly (see the directory in Section 6) to determine the current title of a given program.

SOUTHEAST REGION

Austin Campus

Total # Graduates	Total # of Graduates unavailable for work →	# Unavailable because continuing their education	Related Employment Ratio: # of Graduates in related work / Total # of Grads. available for work →	% of Available Graduates in related work. (Based on related employment ratio.)
-------------------	---	--	--	---

Agricultural Business and Production

<i>Agricultural Mechanization, General</i>	6	2	0	4 / 4	100%
--	---	---	---	-------	------

Business Management & Administrative Services

<i>Administrative Assistant/Secretarial Science, Gen.</i>	13	2	0	7 / 11	64%
---	----	---	---	--------	-----

<i>Business Administration & Mgmt., General</i>	3	0	0	1 / 3	*
---	---	---	---	-------	---

<i>Legal Administrative Assistant/Secretary</i>	11	3	1	6 / 8	75%
---	----	---	---	-------	-----

Communications

<i>Radio & Television Broadcasting</i>	10	0	0	8 / 10	80%
--	----	---	---	--------	-----

Construction Trades

<i>Carpenter</i>	9	0	0	9 / 9	100%
------------------	---	---	---	-------	------

Engineering Related Technologies

<i>Electrical, Electronic and Communications Engineering Technology/Technician</i>	12	0	0	10 / 12	83%
--	----	---	---	---------	-----

Health Professions & Related Sciences

<i>Medical Radiologic Technol./Tech.</i>	10	0	0	8 / 10	80%
--	----	---	---	--------	-----

<i>Practical Nurse (L.P.N. Training)</i>	29	2	0	27 / 27	100%
--	----	---	---	---------	------

Mechanics & Repairers

<i>Auto/Automotive Body Repairer</i>	6	1	0	5 / 5	100%
--------------------------------------	---	---	---	-------	------

Personal & Miscellaneous Services

<i>Cosmetologist</i>	26	0	0	24 / 26	92%
----------------------	----	---	---	---------	-----

Precision Production Trades

<i>Graphic & Printing Equip. Operator, General</i>	13	2	1	9 / 11	82%
--	----	---	---	--------	-----

<i>Machinist/Machine Technologist</i>	9	0	0	9 / 9	100%
---------------------------------------	---	---	---	-------	------

<i>Precision Metal Workers, Other</i>	6	1	0	5 / 5	100%
---------------------------------------	---	---	---	-------	------

Transportation and Materials Moving Workers

<i>Truck, Bus & Oth. Commercial Vehicle Operator</i>	12	2	0	9 / 10	90%
--	----	---	---	--------	-----

* Related Employment Rate is not given if there are 3 or less graduates available for work because this is not enough to draw accurate conclusions about program success. See page 3 for the definitions of unavailable and available. Only available graduates are counted in the related employment rate.

The program titles listed here may not be the same as the program title at a given technical college. Contact the college directly (see the directory in Section 6) to determine the current title of a given program.

SOUTHEAST REGION

Faribault Campus

Total # Graduates	Total # of Graduates unavailable for work →	# Unavailable because continuing their education	Related Employment Ratio: # of Graduates in related work / Total # of Grads. available for work →	% of Available Graduates in related work. (Based on related employment ratio.)
-------------------	---	--	--	---

Business Management & Administrative Services

<i>Accounting</i>	14	0	0	11 / 14	79%
<i>Accounting Tech.</i>	2	0	0	2 / 2	*
<i>Accounting, Other</i>	1	0	0	0 / 1	*
<i>Administrative Assistant/Secretarial Science, Gen.</i>	28	3	1	18 / 25	72%
<i>Receptionist</i>	2	0	0	2 / 2	*

Construction Trades

<i>Carpenter</i>	9	0	0	9 / 9	100%
------------------	---	---	---	-------	------

Health Professions & Related Sciences

<i>Home Health Aide</i>	5	0	0	5 / 5	100%
<i>Medical Laboratory Tech.</i>	7	0	0	5 / 7	71%
<i>Practical Nurse (L.P.N. Training)</i>	30	0	0	26 / 30	87%

Marketing Operations/Marketing & Distribution

<i>General Retailing Operations</i>	1	0	0	1 / 1	*
-------------------------------------	---	---	---	-------	---

Mechanics & Repairers

<i>Business Machine Repairer</i>	9	2	2	5 / 7	71%
<i>Small Engine Mechanic & Repairer</i>	5	0	0	4 / 5	80%

Precision Production Trades

<i>Machinist/Machine Technologist</i>	9	0	0	9 / 9	100%
<i>Mechanical Drafting</i>	4	0	0	4 / 4	100%
<i>Welder/Welding Technologist</i>	4	0	0	4 / 4	100%

61

* Related Employment Rate is not given if there are 3 or less graduates available for work because this is not enough to draw accurate conclusions about program success. See page 3 for the definitions of unavailable and available. Only available graduates are counted in the related employment rate.

The program titles listed here may not be the same as the program title at a given technical college. Contact the college directly (see the directory in Section 6) to determine the current title of a given program.

SOUTHEAST REGION

Red Wing Campus

Total # Graduates	Total # of Graduates unavailable for work →	# Unavailable because continuing their education	Related Employment Ratio: # of Graduates in related work / Total # of Grads. available for work →	% of Available Graduates in related work. (Based on related employment ratio.)
-------------------	---	--	--	--

Business Management & Administrative Services

<i>Administrative Assistant/Secretarial Science, Gen.</i>	8	0	0	6 / 8	75%
<i>Business Computer Facilities Operator</i>	11	3	3	7 / 8	88%
<i>Business Computer Programming/Programmer</i>	3	2	1	1 / 1	*
<i>Human Resources Mgmt., Other</i>	6	0	0	3 / 6	50%
<i>Op. Mgmt. & Supervision</i>	4	0	0	4 / 4	100%

Construction Trades

<i>Carpenter</i>	7	0	0	6 / 7	86%
------------------	---	---	---	-------	-----

Health Professions & Related Sciences

<i>Practical Nurse (L.P.N. Training)</i>	46	10	4	34 / 36	94%
--	----	----	---	---------	-----

Mechanics & Repairers

<i>Auto/Automotive Mechanic/Tech.</i>	4	0	0	4 / 4	100%
<i>Electrical & Electronics Equip. Installer & Repairer, Other</i>	5	1	0	3 / 4	75%
<i>Heating, Air Conditioning & Refrigeration Mechanic & Repairer</i>	10	0	0	8 / 10	80%
<i>Musical Instrument Repairer</i>	45	4	4	34 / 41	83%

Precision Production Trades

<i>Welder/Welding Technologist</i>	5	1	0	3 / 4	75%
------------------------------------	---	---	---	-------	-----

Vocational Home Economics

<i>Child Care & Guidance Workers & Mgrs., Gen.</i>	4	1	1	3 / 3	*
<i>Child Care Provider/Assistant</i>	5	0	0	5 / 5	100%

SOUTHEAST

* Related Employment Rate is not given if there are 3 or less graduates available for work because this is not enough to draw accurate conclusions about program success. See page 3 for the definitions of unavailable and available. Only available graduates are counted in the related employment rate.

The program titles listed here may not be the same as the program title at a given technical college. Contact the college directly (see the directory in Section 6) to determine the current title of a given program.

SOUTHEAST REGION

Rochester Campus

Total # Graduates	Total # of Graduates unavailable for work →	# Unavailable because continuing their education	Related Employment Ratio: # of Graduates in related work / Total # of Grads. available for work →	% of Available Graduates in related work. (Based on related employment ratio.)
----------------------	--	---	---	---

Agricultural Business and Production

<i>Greenhouse Operations & Management</i>	10	4	0	4 / 6	67%
<i>Landscaping Operations & Management</i>	5	1	0	4 / 4	100%

Business Management & Administrative Services

<i>Accounting</i>	4	0	0	3 / 4	75%
<i>Accounting Tech.</i>	6	4	1	1 / 2	*
<i>Accounting, Other</i>	2	0	0	1 / 2	*
<i>Administrative Assistant/Secretarial Science, Gen.</i>	4	0	0	4 / 4	100%
<i>Banking & Financial Support Serv.</i>	2	2	0	0 / 0	*
<i>Business Computer Facilities Operator</i>	6	2	0	2 / 4	50%
<i>Gen. Office/Clerical & Typing Serv.</i>	4	1	0	1 / 3	*
<i>Legal Administrative Assistant/Secretary</i>	6	1	0	5 / 5	100%
<i>Medical Administrative Assistant/Secretary</i>	49	9	3	31 / 40	78%
<i>Receptionist</i>	3	1	0	1 / 2	*

Construction Trades

<i>Building/Property Maintenance & Manager</i>	29	0	0	26 / 29	90%
<i>Carpenter</i>	23	4	0	18 / 19	95%

Engineering Related Technologies

<i>Electrical, Electronic and Communications Engineering Technology/Technician</i>	21	4	2	15 / 17	88%
--	----	---	---	---------	-----

Health Professions & Related Sciences

<i>Dental Assistant</i>	19	1	1	18 / 18	100%
<i>Dental Hygienist</i>	15	0	0	15 / 15	100%
<i>Health & Medical Assistants, Other</i>	15	2	0	13 / 13	100%
<i>Health Unit Coordinator/Ward Clerk</i>	33	8	1	18 / 25	72%
<i>Home Health Aide</i>	22	8	5	14 / 14	100%
<i>Practical Nurse (L.P.N. Training)</i>	30	4	0	22 / 26	85%

* Related Employment Rate is not given if there are 3 or less graduates available for work because this is not enough to draw accurate conclusions about program success. See page 3 for the definitions of unavailable and available. Only available graduates are counted in the related employment rate.

The program titles listed here may not be the same as the program title at a given technical college. Contact the college directly (see the directory in Section 6) to determine the current title of a given program.

SOUTHEAST REGION

Rochester Campus

Total # Graduates	Total # of Graduates unavailable for work →	# Unavailable because continuing their education	Related Employment Ratio: # of Graduates in related work / Total # of Grads. available for work →	% of Available Graduates in related work. (Based on related employment ratio.)
-------------------	---	--	--	---

Surgical/Operating Room Tech.

32	7	1	22 / 25	88%
----	---	---	---------	-----

Mechanics & Repairers

Auto/Automotive Mechanic/Tech.

5	0	0	4 / 5	80%
---	---	---	-------	-----

Precision Production Trades

Machinist/Machine Technologist

12	4	0	8 / 8	100%
----	---	---	-------	------

Mechanical Drafting

9	1	1	6 / 8	75%
---	---	---	-------	-----

Vocational Home Economics

Child Care & Guidance Workers & Mgrs., Gen.

26	6	2	19 / 20	95%
----	---	---	---------	-----

* Related Employment Rate is not given if there are 3 or less graduates available for work because this is not enough to draw accurate conclusions about program success. See page 3 for the definitions of unavailable and available. Only available graduates are counted in the related employment rate.

The program titles listed here may not be the same as the program title at a given technical college. Contact the college directly (see the directory in Section 6) to determine the current title of a given program.

SOUTHEAST REGION

Winona Campus

Total # Graduates	Total # of Graduates unavailable for work →	# Unavailable because continuing their education	Related Employment Ratio: # of Graduates in related work / Total # of Grads. available for work →	% of Available Graduates in related work. (Based on related employment ratio.)
-------------------	---	--	--	---

Business Management & Administrative Services

<i>Accounting</i>	9	1	0	8 / 8	100%
<i>Accounting Tech.</i>	12	2	0	7 / 10	70%
<i>Accounting, Other</i>	5	1	1	3 / 4	75%
<i>Administrative Assistant/Secretarial Science, Gen.</i>	13	0	0	13 / 13	100%
<i>Human Resources Mgmt., Other</i>	2	0	0	2 / 2	*
<i>Information Processing/Data Entry Tech.</i>	3	0	0	3 / 3	*
<i>Legal Administrative Assistant/Secretary</i>	6	1	0	5 / 5	100%
<i>Medical Administrative Assistant/Secretary</i>	18	1	0	16 / 17	94%
<i>Receptionist</i>	1	0	0	1 / 1	*

Construction Trades

<i>Building/Property Maintenance & Manager</i>	7	0	0	6 / 7	86%
--	---	---	---	-------	-----

Engineering Related Technologies

<i>Electrical, Electronic and Communications Engineering Technology/Technician</i>	13	1	0	12 / 12	100%
<i>Plastics Technol./Tech.</i>	11	4	2	5 / 7	71%

Health Professions & Related Sciences

<i>Practical Nurse (L.P.N. Training)</i>	49	3	0	45 / 46	98%
--	----	---	---	---------	-----

Marketing Operations/Marketing & Distribution

<i>Gen. Selling Skills & Sales Operations</i>	4	0	0	3 / 4	75%
---	---	---	---	-------	-----

Mechanics & Repairers

<i>Aircraft Mechanic/Tech., Airframe</i>	46	15	5	19 / 31	61%
<i>Auto/Automotive Body Repairer</i>	3	1	0	1 / 2	*
<i>Auto/Automotive Mechanic/Tech.</i>	12	1	0	8 / 11	73%

Personal & Miscellaneous Services

<i>Cosmetologist</i>	12	0	0	12 / 12	100%
----------------------	----	---	---	---------	------

Precision Production Trades

<i>Machinist/Machine Technologist</i>	7	0	0	6 / 7	86%
---------------------------------------	---	---	---	-------	-----

* Related Employment Rate is not given if there are 3 or less graduates available for work because this is not enough to draw accurate conclusions about program success. See page 3 for the definitions of unavailable and available. Only available graduates are counted in the related employment rate.

The program titles listed here may not be the same as the program title at a given technical college. Contact the college directly (see the directory in Section 6) to determine the current title of a given program.

SOUTHEAST REGION

Winona Campus

Total # Graduates	Total # of Graduates unavailable for work →	# Unavailable because continuing their education	Related Employment Ratio: # of Graduates in related work / Total # of Grads. available for work →	% of Available Graduates in related work. (Based on related employment ratio.)
-------------------	---	--	--	--

Mechanical Drafting

9	1	0	7 / 8	88%
---	---	---	-------	-----

Transportation and Materials Moving Workers

Truck, Bus & Oth. Commercial Vehicle Operator

73	4	1	67 / 69	97%
----	---	---	---------	-----

* **Related Employment Rate** is not given if there are 3 or less graduates available for work because this is not enough to draw accurate conclusions about program success. See page 3 for the definitions of unavailable and available. Only available graduates are counted in the related employment rate.

The program titles listed here may not be the same as the program title at a given technical college. Contact the college directly (see the directory in Section 6) to determine the current title of a given program.

SOUTHWEST REGION

Canby Campus

Total # Graduates	Total # of Graduates unavailable for work →	# Unavailable because continuing their education	Related Employment Ratio: # of Graduates in related work / Total # of Grads. available for work →	% of Available Graduates in related work. (Based on related employment ratio.)
-------------------	---	--	--	---

Agricultural Business and Production

<i>Agricultural Business/Agribusiness Operations</i>	3	0	0	3 / 3	*
<i>Agricultural Mechanization, General</i>	6	3	2	3 / 3	*

Business Management & Administrative Services

<i>Accounting</i>	10	0	0	4 / 10	40%
-------------------	----	---	---	--------	-----

Construction Trades

<i>Electrician</i>	9	1	0	8 / 8	100%
--------------------	---	---	---	-------	------

Health Professions & Related Sciences

<i>Dental Assistant</i>	1	1	0	0 / 0	*
-------------------------	---	---	---	-------	---

Mechanics & Repairers

<i>Auto/Automotive Mechanic/Tech.</i>	3	0	0	3 / 3	*
<i>Diesel Engine Mechanic & Repairer</i>	9	0	0	9 / 9	100%

Precision Production Trades

<i>Graphic & Printing Equip. Operator, General</i>	10	3	1	6 / 7	86%
--	----	---	---	-------	-----

67

* Related Employment Rate is not given if there are 3 or less graduates available for work because this is not enough to draw accurate conclusions about program success. See page 3 for the definitions of unavailable and available. Only available graduates are counted in the related employment rate.

ERIC The program titles listed here may not be the same as the program title at a given technical college. Contact the college directly (see the directory in section 6) to determine the current title of a given program.

Granite Falls Campus

Total # Graduates	Total # of Graduates unavailable for work →	# Unavailable because continuing their education	Related Employment Ratio: # of Graduates in related work / Total # of Grads. available for work →	% of Available Graduates in related work. (Based on related employment ratio.)
-------------------	---	--	--	---

Business Management & Administrative Services

<i>Accounting</i>	6	0	0	5 / 6	83%
<i>Accounting Tech.</i>	8	1	1	5 / 7	71%
<i>Accounting, Other</i>	9	1	1	6 / 8	75%
<i>Administrative Assistant/Secretarial Science, Gen.</i>	7	4	4	2 / 3	*
<i>Legal Administrative Assistant/Secretary</i>	2	0	0	0 / 2	*
<i>Medical Administrative Assistant/Secretary</i>	13	5	5	4 / 8	50%

Engineering Related Technologies

<i>Electrical, Electronic and Communications Engineering Technology/Technician</i>	3	0	0	3 / 3	*
<i>Hydraulic Technol./Tech.</i>	19	2	0	14 / 17	82%
<i>Robotics Technol./Tech.</i>	17	3	3	13 / 14	93%

Health Professions & Related Sciences

<i>Optical Tech./Assistant</i>	7	1	1	5 / 6	83%
--------------------------------	---	---	---	-------	-----

Marketing Operations/Marketing & Distribution

<i>Fashion Merchandising</i>	2	2	2	0 / 0	*
<i>Gen. Selling Skills & Sales Operations</i>	4	1	1	1 / 3	*
<i>General Retailing Operations</i>	7	3	1	4 / 4	100%

Mechanics & Repairers

<i>Auto/Automotive Body Repairer</i>	8	0	0	7 / 8	88%
--------------------------------------	---	---	---	-------	-----

Precision Production Trades

<i>Machinist/Machine Technologist</i>	12	1	0	11 / 11	100%
<i>Mechanical Drafting</i>	6	0	0	6 / 6	100%

Vocational Home Economics

<i>Child Care & Guidance Workers & Mgrs., Gen.</i>	4	1	1	3 / 3	*
--	---	---	---	-------	---

* Related Employment Rate is not given if there are 3 or less graduates available for work because this is not enough to draw accurate conclusions about program success. See page 3 for the definitions of unavailable and available. Only available graduates are counted in the related employment rate.

The program titles listed here may not be the same as the program title at a given technical college. Contact the college directly (see the directory in Section 6) to determine the current title of a given program.

SOUTHWEST REGION

Jackson Campus

Total # Graduates	Total # of Graduates unavailable for work →	# Unavailable because continuing their education	Related Employment Ratio: # of Graduates in related work / Total # of Grads. available for work →	% of Available Graduates in related work. (Based on related employment ratio.)
----------------------	--	---	---	---

Business Management & Administrative Services

<i>Accounting</i>	5	0	0	5 / 5	100%
<i>Accounting Tech.</i>	2	0	0	2 / 2	*
<i>Administrative Assistant/Secretarial Science, Gen.</i>	9	4	1	4 / 5	80%
<i>Court Reporter</i>	4	0	0	4 / 4	100%
<i>Gen. Office/Clerical & Typing Serv.</i>	1	0	0	1 / 1	*
<i>Legal Administrative Assistant/Secretary</i>	7	0	0	7 / 7	100%
<i>Medical Administrative Assistant/Secretary</i>	23	5	1	15 / 18	83%
<i>Receptionist</i>	1	0	0	1 / 1	*

Communications

<i>Communications, Other</i>	6	0	0	6 / 6	100%
------------------------------	---	---	---	-------	------

Construction Trades

<i>Building/Property Maintenance & Manager</i>	8	2	1	0 / 6	0%
<i>Carpenter</i>	5	0	0	5 / 5	100%
<i>Electrical & Power Transmission Installer, General</i>	3	0	0	3 / 3	*
<i>Electrician</i>	13	1	1	12 / 12	100%
<i>Lineworker</i>	27	9	1	16 / 18	89%
<i>Plumber & Pipefitter</i>	12	1	0	9 / 11	82%

Engineering Related Technologies

<i>Electrical, Electronic and Communications Engineering Technology/Technician</i>	3	1	0	2 / 2	*
--	---	---	---	-------	---

Mechanics & Repairers

<i>Auto/Automotive Body Repairer</i>	3	0	0	3 / 3	*
<i>Auto/Automotive Mechanic/Tech.</i>	1	0	0	1 / 1	*
<i>Electrical & Electronics Equip. Installer & Repairer, Other</i>	6	2	0	4 / 4	100%
<i>Heating, Air Conditioning & Refrigeration Mechanic & Repairer</i>	9	0	0	9 / 9	100%

69

* Related Employment Rate is not given if there are 3 or less graduates available for work because this is not enough to draw accurate conclusions about program success. See page 3 for the definitions of unavailable and available. Only available graduates are counted in the related employment rate.

the program titles listed here may not be the same as the program title at a given technical college. Contact the college directly (see the directory in section 6) to determine the current title of a given program.

SOUTHWEST REGION

Jackson Campus

Total # Graduates	Total # of Graduates unavailable for work →	# Unavailable because continuing their education	Related Employment Ratio: # of Graduates in related work / Total # of Grads. available for work →	% of Available Graduates in related work. (Based on related employment ratio.)
-------------------	---	--	--	--

Precision Production Trades

Mechanical Drafting

3	1	1	2 / 2	*
---	---	---	-------	---

* Related Employment Rate is not given if there are 3 or less graduates available for work because this is not enough to draw accurate conclusions about program success. See page 3 for the definitions of unavailable and available. Only available graduates are counted in the related employment rate.

The program titles listed here may not be the same as the program title at a given technical college. Contact the college directly (see the directory in Section 6) to determine the current title of a given program.

SOUTHWEST REGION

Mankato Campus

Total # Graduates	Total # of Graduates unavailable for work →	# Unavailable because continuing their education	Related Employment Ratio: # of Graduates in related work / Total # of Grads. available for work →	% of Available Graduates in related work. (Based on related employment ratio.)
-------------------	---	--	--	---

Agricultural Business and Production

<i>Agricultural Animal Husbandry & Prod. Mgmt.</i>	14	1	0	13 / 13	100%
<i>Agricultural Business/Agribusiness Operations</i>	12	1	0	10 / 11	91%
<i>Agricultural Mechanization, General</i>	19	3	1	16 / 16	100%
<i>Agricultural Prod. Workers & Mgrs., Gen.</i>	12	1	0	11 / 11	100%

Business Management & Administrative Services

<i>Accounting</i>	17	3	2	11 / 14	79%
<i>Accounting Tech.</i>	8	1	1	5 / 7	71%
<i>Accounting, Other</i>	7	2	0	4 / 5	80%
<i>Administrative Assistant/Secretarial Science, Gen.</i>	18	2	1	13 / 16	81%
<i>Business Computer Facilities Operator</i>	6	2	2	2 / 4	50%
<i>Business Computer Programming/Programmer</i>	6	2	1	4 / 4	100%
<i>Gen. Office/Clerical & Typing Serv.</i>	1	0	0	1 / 1	*
<i>Information Processing/Data Entry Tech.</i>	6	0	0	4 / 6	67%
<i>Legal Administrative Assistant/Secretary</i>	16	2	0	13 / 14	93%
<i>Medical Administrative Assistant/Secretary</i>	17	1	0	15 / 16	94%
<i>Receptionist</i>	1	0	0	1 / 1	*

Engineering Related Technologies

<i>Civil Engineering/Civil Technology</i>	5	0	0	5 / 5	100%
<i>Electrical, Electronic and Communications Engineering Technology/Technician</i>	15	1	0	13 / 14	93%

Health Professions & Related Sciences

<i>Dental Assistant</i>	13	2	1	10 / 11	91%
<i>Home Health Aide</i>	18	2	1	15 / 16	94%
<i>Practical Nurse (L.P.N. Training)</i>	40	3	0	37 / 37	100%

Marketing Operations/Marketing & Distribution

<i>Fashion Merchandising</i>	5	1	0	4 / 4	100%
------------------------------	---	---	---	-------	------

* Related Employment Rate is not given if there are 3 or less graduates available for work because this is not enough to draw accurate conclusions about program success. See page 3 for the definitions of unavailable and available. Only available graduates are counted in the related employment rate.

ERIC The program titles listed here may not be the same as the program title at a given technical college. Contact the college directly (see the directory in section 6) to determine the current title of a given program.

SOUTHWEST REGION

Mankato Campus

Total # Graduates	Total # of Graduates unavailable for work →	# Unavailable because continuing their education	Related Employment Ratio: # of Graduates in related work / Total # of Grads. available for work →	% of Available Graduates in related work. (Based on related employment ratio.)	
Gen. Selling Skills & Sales Operations	19	2	1	16 / 17	94%
General Retailing Operations	16	1	0	12 / 15	80%

Mechanics & Repairers

Auto/Automotive Body Repairer	10	1	0	7 / 9	78%
Auto/Automotive Mechanic/Tech.	6	0	0	6 / 6	100%
Heating, Air Conditioning & Refrigeration Mechanic & Repairer	19	2	1	17 / 17	100%

Personal & Miscellaneous Services

Culinary Arts/Chef Training	13	3	1	10 / 10	100%
-----------------------------	----	---	---	---------	------

Precision Production Trades

Architectural Drafting	7	0	0	7 / 7	100%
Graphic & Printing Equip. Operator, General	2	0	0	2 / 2	*
Machine Shop Assistant	14	3	0	11 / 11	100%
Mechanical Drafting	4	0	0	4 / 4	100%
Tool & Die Maker/Technologist	9	0	0	9 / 9	100%
Welder/Welding Technologist	12	3	0	9 / 9	100%

Visual & Performing Arts

Graphic Design, Commercial Art & Illustration	14	0	0	12 / 14	86%
---	----	---	---	---------	-----

* Related Employment Rate is not given if there are 3 or less graduates available for work because this is not enough to draw accurate conclusions about program success. See page 3 for the definitions of unavailable and available. Only available graduates are counted in the related employment rate.

The program titles listed here may not be the same as the program title at a given technical college. Contact the college directly (see the directory in Section 6) to determine the current title of a given program.

SOUTHWEST REGION

Pipestone Campus

Total # Graduates	Total # of Graduates unavailable for work →	# Unavailable because continuing their education	Related Employment Ratio: # of Graduates in related work / Total # of Grads. available for work →	% of Available Graduates in related work. (Based on related employment ratio.)
-------------------	---	--	--	---

Agricultural Business and Production

<i>Agricultural Prod. Workers & Mgrs., Gen.</i>	4	1	0	3 / 3	*
---	---	---	---	-------	---

Business Management & Administrative Services

<i>Accounting</i>	3	1	0	1 / 2	*
-------------------	---	---	---	-------	---

<i>Accounting Tech.</i>	7	1	0	5 / 6	83%
-------------------------	---	---	---	-------	-----

<i>Administrative Assistant/Secretarial Science, Gen.</i>	8	3	1	5 / 5	100%
---	---	---	---	-------	------

<i>Financial Mgmt. & Serv., Other</i>	7	2	0	4 / 5	80%
---	---	---	---	-------	-----

<i>Information Processing/Data Entry Tech.</i>	1	0	0	0 / 1	*
--	---	---	---	-------	---

Construction Trades

<i>Carpenter</i>	7	2	0	5 / 5	100%
------------------	---	---	---	-------	------

Health Professions & Related Sciences

<i>Practical Nurse (L.P.N. Training)</i>	18	1	0	17 / 17	100%
--	----	---	---	---------	------

Mechanics & Repairers

<i>Auto/Automotive Mechanic/Tech.</i>	7	2	0	5 / 5	100%
---------------------------------------	---	---	---	-------	------

Personal & Miscellaneous Services

<i>Cosmetologist</i>	13	3	0	10 / 10	100%
----------------------	----	---	---	---------	------

<i>Meatcutter</i>	28	7	6	21 / 21	100%
-------------------	----	---	---	---------	------

Transportation and Materials Moving Workers

<i>Truck, Bus & Oth. Commercial Vehicle Operator</i>	24	2	0	22 / 22	100%
--	----	---	---	---------	------

BEST COPY AVAILABLE

* Related Employment Rate is not given if there are 3 or less graduates available for work because this is not enough to draw accurate conclusions about program success. See page 3 for the definitions of unavailable and available. Only available graduates are counted in the related employment rate.

Section 3. Statewide Instructional Program Comparison

Use this section to look up specific programs you are interested in. Each program in Minnesota is listed with every campus that offers the program listed below it. Refer to the index located at the beginning of this section to help you locate the programs within this section.

Sample:

PROGRAM COMPARISON REPORT

Campus or Location	Total # Graduates	Total # of Graduates unavailable for work →	# Unavailable because continuing their education	Related Employment Ratio: # of Graduates in related work/Total # of Grads. available for work →	% of Available Graduate in related work. (Based on related employment ratio.)
--------------------	-------------------	---	--	--	--

Communications

Advertising

St. Cloud...	12	7	2	4 / 5	80%
Wadena	4	0	0	4 / 4	100%

Communications, General

Minneapolis	18	2	0	14 / 16	88%
-------------	----	---	---	---------	-----

Major Program Grouping

Individual Programs are listed alphabetically under their major program grouping

Campuses which offer the program *Advertising* and their follow-up information

3

Statewide Instructional Program Comparison

This section provides follow-up information on comparable programs which are offered in more than one location across the state. The programs are in alphabetical order under major program classifications. This section is helpful to those interested in a particular program who want to compare the placement results for that program at different campuses across the state.

Essentially, this data is the same as in the previous section with an added column for program location (campus).

- 1994 campus name where the program was offered (see Section 6 for a listing of current campus/college names)
- total number of program graduates
- total number of program graduates unavailable for work
- number of graduates unavailable for work because they are continuing their education (this is a subset of the total number of those unavailable)
- related employment ratio numbers, that is, the total number of graduates in related work and the total number available for work
- percentage of available graduates in related work (based on the related employment ratio)

See the *Index to Programs for Section 3* on the following pages to help locate the programs you are interested in.

Index to Programs in Section 3

<p>Agricultural Business and Production 69</p> <ul style="list-style-type: none"> Agricultural Animal Husbandry & Prod. Mgmt. Agricultural Business/Agribusiness Operations Agricultural Mechanization, General Agricultural Prod. Workers & Mgrs., Gen. Agricultural Supplies & Related Serv., Other Aquaculture Operations & Production Management Greenhouse Operations & Management Horticulture Services Operations & Management, Other Landscaping Operations & Management Turf Management <p>Agricultural Sciences..... 70</p> <ul style="list-style-type: none"> Food Sciences & Technology <p>Business Management & Administrative Services .. 70</p> <ul style="list-style-type: none"> Accounting Accounting Tech. Accounting, Other Administrative Assistant/Secretarial Science, Gen. Banking & Financial Support Serv. Business Administration & Mgmt., General Business Computer Facilities Operator Business Computer Programming/Programmer Business Information & Data Processing Serv., Other Business Systems Networking & Telecommunications Court Reporter Enterprise Mgmt. & Operation, Gen. Financial Mgmt. & Serv., Other Gen. Office/Clerical & Typing Serv. Hotel/Motel & Restaurant Mgmt. Human Resources Mgmt. Human Resources Mgmt., Other Information Processing/Data Entry Tech. Insurance & Risk Mgmt. International Business Marketing Legal Administrative Assistant/Secretary Legal Administrative Assistant/Secretary offered through Ridgewater College Medical Administrative Assistant/Secretary Office Supervision & Mgmt. Op. Mgmt. & Supervision Real Estate Receptionist <p>Communications 79</p> <ul style="list-style-type: none"> Advertising Communications, General Communications, Other Radio & Television Broadcasting <p>Communications Technologies 80</p> <ul style="list-style-type: none"> Communications Technologies/Technicians, Other Educational/Instructional Media Technol./Tech. Photographic Technol./Tech. Radio & Television Broadcasting Technol./Tech. <p>Conservation & Renewable Natural Resources 80</p> <ul style="list-style-type: none"> Natural Resources Conversation, General 	<p>Construction Trades 80</p> <ul style="list-style-type: none"> Building/Property Maintenance & Manager Carpenter Construction Trades, Other Electrical & Power Transmission Installer, General Electrician Lineworker Mason & Tile Setter Painter & Wall Coverer Plumber & Pipefitter <p>Education 82</p> <ul style="list-style-type: none"> Teacher Assistant/Aide <p>Engineering Related Technologies..... 82</p> <ul style="list-style-type: none"> Biomedical Engineering-Related Technology/Technician Civil Engineering/Civil Technology Computer Engineering Technology/Technician Computer Main. Technol./Tech. Electrical, Electronic and Communications Engineering Technology/Technician. Electromechanical Instrumentation & Main. Tech./Tech., Oth. Electromechanical Technol./Tech. Environmental & Pollution Control Technol./Tech. Environmental Control Tech./Tech., Oth. Hydraulic Technol./Tech. Industrial/Manufacturing Technol./Tech. Instrumentation Technol./Tech. Laser and Optical Technology/Technician Metallurgical Technol./Tech. Occupational Safety & Health Technol./Tech. Plastics Technol./Tech. Quality Control & Safety Tech./Tech., Oth. Quality Control Technol./Tech. Robotics Technol./Tech. Surveying Water Quality & Wastewater Treatment Technol./Tech. <p>Health Professions & Related Sciences 85</p> <ul style="list-style-type: none"> Dental Assistant Dental Hygienist Dental Laboratory Tech. Electroencephalograph Technol./Tech. Emergency Medical Technol./Tech. Health & Medical Assistants, Other Health Unit Coordinator/Ward Clerk Home Health Aide Medical Assistant Medical Laboratory Tech. Medical Radiologic Technol./Tech. Medical Records Technol./Tech. Nurse Assistant/Aide Occupational Therapy Assistant Optical Tech./Assistant Opticianry/Dispensing Optician Orthotics/Prosthetics Pharmacy Tech./Assistant Physical Therapy Assistant Practical Nurse (L.P.N. Training) Practical Nurse (L.P.N. Training) at Wadena/Twin Valley Practical Nurse (L.P.N. Training) offered at Springfield High School
---	---

Index to Programs in Section 3

Respiratory Therapy Tech.	
Sign Language Interpreter	
Surgical/Operating Room Tech.	
Veterinarian Assistant/Animal Health Tech.	
Marketing Operations/Marketing & Distribution 89	
Apparel & Accessories Mkt. Op., Other	
Business & Personal Serv. Mkt. Op., Other	
Fashion Merchandising	
Floristry Marketing Operations	
Food Products Retailing & Wholesaling Op.	
Gen. Distribution Operations	
Gen. Retailing & Wholesaling Op. & Skills, Other	
Gen. Selling Skills & Sales Operations	
General Buying Operations	
General Retailing Operations	
Home Products Marketing Operations	
Marketing Operations/Marketing and Distribution, Other	
Travel Serv. Marketing Operations	
Vehicle Parts & Accessories Marketing Operations, Other	
Mechanics & Repairers 91	
Aircraft Mechanic/Tech., Airframe	
Auto/Automotive Body Repairer	
Auto/Automotive Mechanic/Tech.	
Aviation Systems & Avionics Main. Technologist/Tech.	
Business Machine Repairer	
Communication Systems Installer & Repairer	
Diesel Engine Mechanic & Repairer	
Electrical & Electronics Equip. Installer & Repairer, General	
Electrical & Electronics Equip. Installer & Repairer, Other	
Gunsmith	
Heating, Air Conditioning & Refrigeration Mechanic & Repairer	
Heavy Equipment Maintenance & Repairer	
Industrial Electronics Installer & Repairer	
Industrial Equipment Maintenance & Repairers, Other	
Industrial Machinery Maintenance & Repairer	
Locksmith & Safe Repairer	
Major Appliance Installer & Repairer	
Miscellaneous Mechanics & Repairers, Other	
Motorcycle Mechanic & Repairer	
Musical Instrument Repairer	
Small Engine Mechanic & Repairer	
Stationary Energy Sources Installer & Operator	
Vehicle & Mobile Equip. Mechanics & Repairers, Other	
Watch, Clock & Jewelry Repairer	
Personal & Miscellaneous Services 96	
Baker/Pastry Chef	
Barber/Hairstylist	
Cosmetologist	
Culinary Arts/Chef Training	
Food & Beverage/Restaurant Operations Manager	
Kitchen Personnel/Cook & Assistant Training	
Meatcutter	
Precision Production Trades 97	
Architectural Drafting	
Cabinet Maker & Millworker	
Desktop Publishing Equip. Operator	
Electrical/Electronics Drafting	
Graphic & Printing Equip. Operator, General	
Graphic & Printing Equip. Operators, Other	
Machine Shop Assistant	
Machinist/Machine Technologist	
Mechanical Drafting	
Precision Metal Workers, Other	
Printing Press Operator	
Tool & Die Maker/Technologist	
Upholsterer	
Welder/Welding Technologist	
Woodworkers, Other	
Protective Services..... 101	
Fire Serv. Administration	
Law Enforcement/Police Science	
Security & Loss Prevention Serv.	
Social Sciences & History 101	
Cartography	
Transportation and Materials Moving Workers..... 101	
Air Traffic Controller	
Air Transportation Workers, Other	
Aviation Management	
Marine Maintenance & Ship Repairer	
Truck, Bus & Oth. Commercial Vehicle Operator	
Visual & Performing Arts 102	
Commercial Photography	
Graphic Design, Commercial Art & Illustration	
Interior Design	
Vocational Home Economics 102	
Child Care & Guidance Workers & Mgrs., Gen.	
Child Care Provider/Assistant	
Commercial Garment & Apparel Worker	
Custodial, Housekeeping & Home Serv. Workers & Mgrs., Other	
Custodian/Caretaker	
Dietician Assistant	

PROGRAM COMPARISON REPORT

Campus or Location	Total # Graduates	Total # of Graduates unavailable for work →	# Unavailable because continuing their education	Related Employment Ratio: # of Graduates in related work / Total # of Grads. available for work →	% of Available Graduates in related work. (Based on related employment ratio.)
--------------------	-------------------	---	--	--	---

Agricultural Business and Production

Agricultural Animal Husbandry & Prod. Mgmt.

Hutchinson	10	0	0	10 / 10	100%
Mankato	14	1	0	13 / 13	100%

Agricultural Business/Agribusiness Operations

Canby	3	0	0	3 / 3	*
Mankato	12	1	0	10 / 11	91%
Willmar	27	0	0	27 / 27	100%

Agricultural Mechanization, General

Austin	6	2	0	4 / 4	100%
Canby	6	3	2	3 / 3	*
East Grand Forks	1	0	0	1 / 1	*
Mankato	19	3	1	16 / 16	100%

Agricultural Prod. Workers & Mgrs., Gen.

East Grand Forks	4	0	0	4 / 4	100%
Mankato	12	1	0	11 / 11	100%
Pipestone	4	1	0	3 / 3	*
Willmar	24	0	0	24 / 24	100%

Agricultural Supplies & Related Serv., Other

Pine	1	1	0	0 / 0	*
------	---	---	---	-------	---

Aquaculture Operations & Production Management

Alexandria	20	1	0	15 / 19	79%
------------	----	---	---	---------	-----

Greenhouse Operations & Management

Northeast Metro	2	0	0	2 / 2	*
Rochester	10	4	0	4 / 6	67%

Horticulture Services Operations & Management, Other

Northeast Metro	2	0	0	2 / 2	*
-----------------	---	---	---	-------	---

Landscaping Operations & Management

Anoka	7	0	0	6 / 7	86%
Dakota County	11	1	1	10 / 10	100%
Hennepin North	13	3	1	8 / 10	80%
Rochester	5	1	0	4 / 4	100%

* Related Employment Rate is not given if there are 3 or less graduates available for work because this is not enough to draw accurate conclusions about program success. See page 3 for the definitions of unavailable and available. Only available graduates are counted in the related employment rate.

The program titles listed here may not be the same as the program title at a given technical college. Contact the college directly (see the directory in Section 6) to determine the current title of a given program.

Campus or Location	Total # Graduates	Total # of Graduates unavailable for work →	# Unavailable because continuing their education	Related Employment Ratio: # of Graduates in related work / Total # of Grads. available for work →	% of Available Graduates in related work. (Based on related employment ratio.)
--------------------	-------------------	---	--	--	---

Turf Management

Anoka	32	1	0	31 / 31	100%
-------	----	---	---	---------	------

Agricultural Sciences

Food Sciences & Technology

Albert Lea	3	0	0	3 / 3	*
------------	---	---	---	-------	---

Business Management & Administrative Services

Accounting

Albert Lea	5	1	1	4 / 4	100%
Alexandria	19	2	0	13 / 17	76%
Bemidji	6	1	0	2 / 5	40%
Brainerd	23	4	1	14 / 19	74%
Canby	10	0	0	4 / 10	40%
Dakota County	16	3	0	12 / 13	92%
Detroit Lakes	15	5	0	8 / 10	80%
Duluth	9	0	0	8 / 9	89%
Eveleth	3	2	0	1 / 1	*
Faribault	14	0	0	11 / 14	79%
Granite Falls	6	0	0	5 / 6	83%
Hennepin North	12	2	0	8 / 10	80%
Hennepin South	4	1	0	3 / 3	*
Hutchinson	3	0	0	3 / 3	*
Jackson	5	0	0	5 / 5	100%
Mankato	17	3	2	11 / 14	79%
Minneapolis	7	0	0	7 / 7	100%
Moorhead	16	2	0	12 / 14	86%
Northeast Metro	4	0	0	3 / 4	75%
Pine	9	1	0	8 / 8	100%
Pipestone	3	1	0	1 / 2	*
Rochester	4	0	0	3 / 4	75%
St. Cloud	34	4	3	27 / 30	90%
St. Paul	12	1	0	10 / 11	91%
Thief River Falls	2	0	0	1 / 2	*
Wadena	4	0	0	3 / 4	75%
Willmar	15	2	1	9 / 13	69%
Winona	9	1	0	8 / 8	100%

* Related Employment Rate is not given if there are 3 or less graduates available for work because this is not enough to draw accurate conclusions about program success. See page 3 for the definitions of unavailable and available. Only available graduates are counted in the related employment rate.

The program titles listed here may not be the same as the program title at a given technical college. Contact the college directly (see the directory in Section 6) to determine the current title of a given program.

PROGRAM COMPARISON REPORT

Campus or Location	Total # Graduates	Total # of Graduates unavailable for work →	# Unavailable because continuing their education	Related Employment Ratio: # of Graduates in related work / Total # of Grads. available for work →	% of Available Graduates in related work. (Based on related employment ratio.)
--------------------	-------------------	---	--	--	---

Accounting Tech.

Albert Lea	2	1	0	1 / 1	*
Anoka	10	2	0	6 / 8	75%
Bemidji	11	0	0	7 / 11	64%
Brainerd	6	2	1	3 / 4	75%
Dakota County	8	4	2	3 / 4	75%
Detroit Lakes	6	1	0	4 / 5	80%
Duluth	6	2	0	4 / 4	100%
East Grand Forks	2	0	0	1 / 2	*
Eveleth	9	7	5	2 / 2	*
Faribault	2	0	0	2 / 2	*
Granite Falls	8	1	1	5 / 7	71%
Hennepin North	6	2	0	3 / 4	75%
Hennepin South	5	3	0	1 / 2	*
Jackson	2	0	0	2 / 2	*
Mankato	8	1	1	5 / 7	71%
Minneapolis	3	1	1	2 / 2	*
Moorhead	9	3	1	6 / 6	100%
Northeast Metro	6	0	0	4 / 6	67%
Pine	7	2	1	4 / 5	80%
Pipestone	7	1	0	5 / 6	83%
Rochester	6	4	1	1 / 2	*
St. Cloud	9	3	2	6 / 6	100%
St. Paul	32	14	10	16 / 18	89%
Thief River Falls	4	2	1	1 / 2	*
Willmar	5	2	0	2 / 3	*
Winona	12	2	0	7 / 10	70%

* **Related Employment Rate** is not given if there are 3 or less graduates available for work because this is not enough to draw accurate conclusions about program success. See page 3 for the definitions of unavailable and available. Only available graduates are counted in the related employment rate.

The program titles listed here may not be the same as the program title at a given technical college. Contact the college directly (see the directory in Section 6) to determine the current title of a given program.

Campus or Location	Total # Graduates	Total # of Graduates unavailable for work →	# Unavailable because continuing their education	Related Employment Ratio: # of Graduates in related work / Total # of Grads. available for work →	% of Available Graduates in related work. (Based on related employment ratio.)
--------------------	----------------------	--	---	---	---

Accounting, Other

Bemidji	4	0	0	3 / 4	75%
Brainerd	4	1	0	3 / 3	*
Detroit Lakes	9	1	0	7 / 8	88%
Duluth	5	0	0	5 / 5	100%
East Grand Forks	6	1	0	3 / 5	60%
Eveleth	1	1	0	0 / 0	*
Faribault	1	0	0	0 / 1	*
Granite Falls	9	1	1	6 / 8	75%
Hennepin North	4	2	1	0 / 2	*
Hennepin South	6	1	0	3 / 5	60%
Mankato	7	2	0	4 / 5	80%
Minneapolis	2	1	0	1 / 1	*
Moorhead	8	0	0	7 / 8	88%
Northeast Metro	6	0	0	4 / 6	67%
Pine	3	1	1	2 / 2	*
Rochester	2	0	0	1 / 2	*
St. Cloud	11	2	2	9 / 9	100%
St. Paul	13	7	4	4 / 6	67%
Thief River Falls	2	0	0	2 / 2	*
Wadena	1	0	0	1 / 1	*
Willmar	5	2	1	3 / 3	*
Winona	5	1	1	3 / 4	75%

81

* **Related Employment Rate** is not given if there are 3 or less graduates available for work because this is not enough to draw accurate conclusions about program success. See page 3 for the definitions of unavailable and available. Only available graduates are counted in the related employment rate.

The program titles listed here may not be the same as the program title at a given technical college. Contact the college directly (see the directory in Section 6) to determine the current title of a given program.

PROGRAM COMPARISON REPORT

Campus or Location	Total # Graduates	Total # of Graduates unavailable for work →	# Unavailable because continuing their education	Related Employment Ratio: # of Graduates in related work / Total # of Grads. available for work →	% of Available Graduates in related work. (Based on related employment ratio.)
--------------------	-------------------	---	--	--	---

Administrative Assistant/Secretarial Science, Gen.

Albert Lea	5	1	0	3 / 4	75%
Alexandria	31	13	13	12 / 18	67%
Anoka	27	0	0	25 / 27	93%
Austin	13	2	0	7 / 11	64%
Bemidji	15	0	0	7 / 15	47%
Brainerd	16	8	3	4 / 8	50%
Dakota County	11	1	1	9 / 10	90%
Detroit Lakes	8	2	0	5 / 6	83%
Duluth	21	3	0	18 / 18	100%
East Grand Forks	10	0	0	9 / 10	90%
Eveleth	40	15	2	17 / 25	68%
Faribault	28	3	1	18 / 25	72%
Granite Falls	7	4	4	2 / 3	*
Hennepin North	13	0	0	11 / 13	85%
Hennepin South	7	3	0	4 / 4	100%
Hutchinson	5	0	0	5 / 5	100%
Jackson	9	4	1	4 / 5	80%
Mankato	18	2	1	13 / 16	81%
Minneapolis	8	4	1	4 / 4	100%
Moorhead	23	3	1	11 / 20	55%
Northeast Metro	7	2	1	3 / 5	60%
Pine	6	1	1	5 / 5	100%
Pipestone	8	3	1	5 / 5	100%
Red Wing	8	0	0	6 / 8	75%
Rochester	4	0	0	4 / 4	100%
St. Cloud	38	6	0	31 / 32	97%
St. Paul	15	5	1	10 / 10	100%
Thief River Falls	9	5	2	4 / 4	100%
Wadena	9	3	3	4 / 6	67%
Willmar	14	1	1	13 / 13	100%
Winona	13	0	0	13 / 13	100%

Banking & Financial Support Serv.

East Grand Forks	4	1	0	3 / 3	*
Hennepin North	28	3	2	23 / 25	92%
Rochester	2	2	0	0 / 0	*

Business Administration & Mgmt., General

Austin	3	0	0	1 / 3	*
--------	---	---	---	-------	---

* Related Employment Rate is not given if there are 3 or less graduates available for work because this is not enough to draw accurate conclusions about program success. See page 3 for the definitions of unavailable and available. Only available graduates are counted in the related employment rate.

The program titles listed here may not be the same as the program title at a given technical college. Contact the college directly (see the directory in Section 6) to determine the current title of a given program.

Campus or Location	Total # Graduates	Total # of Graduates unavailable for work →	# Unavailable because continuing their education	Related Employment Ratio: # of Graduates in related work / Total # of Grads. available for work →	% of Available Graduates in related work. (Based on related employment ratio.)
--------------------	-------------------	---	--	--	---

Business Computer Facilities Operator

Albert Lea	8	3	1	5 / 5	100%
Dakota County	3	1	1	2 / 2	*
Duluth	2	1	0	0 / 1	*
Hennepin North	19	5	3	12 / 14	86%
Hennepin South	15	3	3	12 / 12	100%
Mankato	6	2	2	2 / 4	50%
Minneapolis	8	4	1	3 / 4	75%
Moorhead	7	0	0	5 / 7	71%
Pine	2	1	0	1 / 1	*
Red Wing	11	3	3	7 / 8	88%
Rochester	6	2	0	2 / 4	50%
St. Paul	7	2	0	4 / 5	80%

Business Computer Programming/Programmer

Alexandria	11	0	0	10 / 11	91%
Dakota County	2	0	0	2 / 2	*
Duluth	4	2	0	2 / 2	*
Hennepin South	27	4	2	18 / 23	78%
Mankato	6	2	1	4 / 4	100%
Minneapolis	5	0	0	5 / 5	100%
Moorhead	9	1	1	7 / 8	88%
Northeast Metro	3	0	0	1 / 3	*
Red Wing	3	2	1	1 / 1	*
St. Cloud	11	1	0	7 / 10	70%
St. Paul	9	1	1	7 / 8	88%

Business Information & Data Processing Serv., Other

Alexandria	17	2	0	13 / 15	87%
Hutchinson	1	0	0	0 / 1	*

Business Systems Networking & Telecommunications

Alexandria	2	0	0	2 / 2	*
Bemidji	3	0	0	1 / 3	*
Duluth	5	1	0	2 / 4	50%
Moorhead	7	0	0	5 / 7	71%
Northeast Metro	14	0	0	11 / 14	79%
St. Cloud	6	1	1	4 / 5	80%
St. Paul	8	3	0	5 / 5	100%

* Related Employment Rate is not given if there are 3 or less graduates available for work because this is not enough to draw accurate conclusions about program success. See page 3 for the definitions of unavailable and available. Only available graduates are counted in the related employment rate.

The program titles listed here may not be the same as the program title at a given technical college. Contact the college directly (see the directory in Section 6) to determine the current title of a given program.

PROGRAM COMPARISON REPORT

Campus or Location	Total # Graduates	Total # of Graduates unavailable for work →	# Unavailable because continuing their education	Related Employment Ratio: # of Graduates in related work / Total # of Grads. available for work →	% of Available Graduates in related work. (Based on related employment ratio.)
--------------------	-------------------	---	--	--	---

Court Reporter

Jackson	4	0	0	4 / 4	100%
---------	---	---	---	-------	------

Enterprise Mgmt. & Operation, Gen.

Brainerd	12	2	1	7 / 10	70%
Detroit Lakes	1	0	0	/ 1	*

Financial Mgmt. & Serv., Other

Alexandria	14	1	1	13 / 13	100%
Brainerd	7	2	0	4 / 5	80%
East Grand Forks	6	0	0	2 / 6	33%
Hutchinson	3	0	0	3 / 3	*
Pipestone	7	2	0	4 / 5	80%
St. Cloud	9	0	0	8 / 9	89%

Gen. Office/Clerical & Typing Serv.

Alexandria	1	1	0	0 / 0	*
Bemidji	1	1	0	0 / 0	*
Brainerd	10	0	0	9 / 10	90%
Dakota County	3	0	0	3 / 3	*
East Grand Forks	3	0	0	1 / 3	*
Eveleth	1	0	0	1 / 1	*
Hennepin North	1	0	0	1 / 1	*
Hennepin South	1	0	0	0 / 1	*
Jackson	1	0	0	1 / 1	*
Mankato	1	0	0	1 / 1	*
Minneapolis	10	3	2	6 / 7	86%
Moorhead	7	1	1	2 / 6	33%
Rochester	4	1	0	1 / 3	*
St. Cloud	5	2	2	3 / 3	*
St. Paul	7	4	3	3 / 3	*
Willmar	10	1	0	8 / 9	89%

Hotel/Motel & Restaurant Mgmt.

Alexandria	15	3	2	12 / 12	100%
------------	----	---	---	---------	------

Human Resources Mgmt.

Moorhead	2	1	1	1 / 1	*
St. Paul	6	0	0	6 / 6	100%
Wadena	3	1	0	1 / 2	*

* Related Employment Rate is not given if there are 3 or less graduates available for work because this is not enough to draw accurate conclusions about program success. See page 3 for the definitions of unavailable and available. Only available graduates are counted in the related employment rate.

The program titles listed here may not be the same as the program title at a given technical college. Contact the college directly (see the directory in Section 6) to determine the current title of a given program.

Campus or Location	Total # Graduates	Total # of Graduates unavailable for work →	# Unavailable because continuing their education	Related Employment Ratio: # of Graduates in related work / Total # of Grads. available for work →	% of Available Graduates in related work. (Based on related employment ratio.)
--------------------	-------------------	---	--	--	--

Human Resources Mgmt., Other

Albert Lea	1	0	0	1 / 1	*
Alexandria	3	0	0	1 / 3	*
Brainerd	1	0	1	1 / 1	*
Dakota County	5	0	0	5 / 5	100%
Duluth	1	0	0	1 / 1	*
Red Wing	6	0	0	3 / 6	50%
Willmar	1	0	0	1 / 1	*
Winona	2	0	0	2 / 2	*

Information Processing/Data Entry Tech.

Alexandria	11	2	1	7 / 9	78%
Detroit Lakes	2	2	0	0 / 0	*
Mankato	6	0	0	4 / 6	67%
Minneapolis	2	1	1	1 / 1	*
Moorhead	5	1	1	2 / 4	50%
Pipestone	1	0	0	0 / 1	*
St. Paul	8	2	0	6 / 6	100%
Winona	3	0	0	3 / 3	*

Insurance & Risk Mgmt.

Willmar	26	5	1	16 / 21	76%
---------	----	---	---	---------	-----

International Business Marketing

Anoka	2	0	0	0 / 2	*
St. Paul	10	2	1	7 / 8	88%

85

* **Related Employment Rate** is not given if there are 3 or less graduates available for work because this is not enough to draw accurate conclusions about program success. See page 3 for the definitions of unavailable and available. Only available graduates are counted in the related employment rate.

The program titles listed here may not be the same as the program title at a given technical college. Contact the college directly (see the directory in Section 6) to determine the current title of a given program.

PROGRAM COMPARISON REPORT

Campus or Location	Total # Graduates	Total # of Graduates unavailable for work →	# Unavailable because continuing their education	Related Employment Ratio: # of Graduates in related work / Total # of Grads. available for work →	% of Available Graduates in related work. (Based on related employment ratio.)
--------------------	-------------------	---	--	--	---

Legal Administrative Assistant/Secretary

Albert Lea	4	1	0	2 / 3	*
Alexandria	17	6	6	10 / 11	91%
Anoka	15	1	0	13 / 14	93%
Austin	11	3	1	6 / 8	75%
Bemidji	8	2	0	6 / 6	100%
Brainerd	17	2	0	14 / 15	93%
Dakota County	12	4	0	8 / 8	100%
Detroit Lakes	7	5	1	1 / 2	*
Duluth	16	4	2	12 / 12	100%
Granite Falls	2	0	0	0 / 2	*
Hennepin North	11	1	1	8 / 10	80%
Hennepin South	15	1	1	14 / 14	100%
Hutchinson	3	1	0	2 / 2	*
Jackson	7	0	0	7 / 7	100%
Mankato	16	2	0	13 / 14	93%
Minneapolis	18	1	0	17 / 17	100%
Moorhead	17	2	2	14 / 15	93%
Northeast Metro	31	1	1	25 / 30	83%
Pine	5	1	0	2 / 4	50%
Rochester	6	1	0	5 / 5	100%
St. Paul	6	0	0	6 / 6	100%
Thief River Falls	6	1	1	4 / 5	80%
Willmar	13	2	1	10 / 11	91%
Winona	6	1	0	5 / 5	100%

Legal Administrative Assistant/Secretary offered through Ridgewater College

St. Cloud	13	3	0	10 / 10	100%
-----------	----	---	---	---------	------

* Related Employment Rate is not given if there are 3 or less graduates available for work because this is not enough to draw accurate conclusions about program success. See page 3 for the definitions of unavailable and available. Only available graduates are counted in the related employment rate.

Campus or Location	Total # Graduates	Total # of Graduates unavailable for work →	# Unavailable because continuing their education	Related Employment Ratio: # of Graduates in related work / Total # of Grads. available for work →	% of Available Graduates in related work. (Based on related employment ratio.)
--------------------	-------------------	---	--	--	---

Medical Administrative Assistant/Secretary

Albert Lea	5	0	0	5 / 5	100%
Alexandria	20	6	6	12 / 14	86%
Anoka	23	5	1	16 / 18	89%
Bemidji	8	0	0	5 / 8	63%
Brainerd	16	2	1	9 / 14	64%
Dakota County	21	5	1	15 / 16	94%
Detroit Lakes	15	3	2	8 / 12	67%
Duluth	27	3	0	24 / 24	100%
East Grand Forks	14	0	0	12 / 14	86%
Granite Falls	13	5	5	4 / 8	50%
Hennepin South	31	3	0	26 / 28	93%
Hutchinson	7	1	0	5 / 6	83%
Jackson	23	5	1	15 / 18	83%
Mankato	17	1	0	15 / 16	94%
Minneapolis	8	4	0	4 / 4	100%
Moorhead	32	3	2	23 / 29	79%
Northeast Metro	19	0	0	11 / 19	58%
Pine	15	7	5	3 / 8	38%
Rochester	49	9	3	31 / 40	78%
St. Paul	12	1	0	10 / 11	91%
Thief River Falls	11	3	2	5 / 8	63%
Wadena	19	3	2	13 / 16	81%
Willmar	8	2	0	4 / 6	67%
Winona	18	1	0	16 / 17	94%

Office Supervision & Mgmt.

Alexandria	14	3	0	10 / 11	91%
Dakota County	1	0	0	1 / 1	*

Op. Mgmt. & Supervision

Alexandria	8	0	0	8 / 8	100%
Red Wing	4	0	0	4 / 4	100%

Real Estate

Dakota County	11	1	0	10 / 10	100%
---------------	----	---	---	---------	------

87

* Related Employment Rate is not given if there are 3 or less graduates available for work because this is not enough to draw accurate conclusions about program success. See page 3 for the definitions of unavailable and available. Only available graduates are counted in the related employment rate.

The program titles listed here may not be the same as the program title at a given technical college. Contact the college directly (see the directory in Section 6) to determine the current title of a given program.

PROGRAM COMPARISON REPORT

Campus or Location	Total # Graduates	Total # of Graduates unavailable for work →	# Unavailable because continuing their education	Related Employment Ratio: # of Graduates in related work / Total # of Grads. available for work →	% of Available Graduates in related work. (Based on related employment ratio.)
--------------------	----------------------	--	---	---	---

Receptionist

Albert Lea	3	0	0	2 / 3	*
Alexandria	2	0	0	2 / 2	*
Anoka	11	4	0	7 / 7	100%
Bemidji	3	1	0	0 / 2	*
Brainerd	1	0	0	1 / 1	*
Detroit Lakes	2	1	0	0 / 1	*
Duluth	1	0	0	1 / 1	*
East Grand Forks	3	1	1	2 / 2	*
Faribault	2	0	0	2 / 2	*
Hennepin North	3	1	0	2 / 2	*
Hennepin South	4	0	0	4 / 4	100%
Jackson	1	0	0	1 / 1	*
Mankato	1	0	0	1 / 1	*
Minneapolis	1	0	0	1 / 1	*
Moorhead	5	0	0	4 / 5	80%
Pine	6	3	2	3 / 3	*
Rochester	3	1	0	1 / 2	*
St. Cloud	4	1	1	2 / 3	*
Wadena	1	0	0	1 / 1	*
Winona	1	0	0	1 / 1	*

Communications

Advertising

St. Cloud	12	7	2	4 / 5	80%
Wadena	4	0	0	4 / 4	100%

Communications, General

Minneapolis	18	2	0	14 / 16	88%
-------------	----	---	---	---------	-----

Communications, Other

Dakota County	24	5	3	19 / 19	100%
Jackson	6	0	0	6 / 6	100%
Thief River Falls	1	1	1	0 / 0	*

Radio & Television Broadcasting

Austin	10	0	0	8 / 10	80%
Duluth	10	1	0	7 / 9	78%
Thief River Falls	7	2	2	5 / 5	100%

* Related Employment Rate is not given if there are 3 or less graduates available for work because this is not enough to draw accurate conclusions about program success. See page 3 for the definitions of unavailable and available. Only available graduates are counted in the related employment rate.

The program titles listed here may not be the same as the program title at a given technical college. Contact the college directly (see the directory in Section 6) to determine the current title of a given program.

Campus or Location	Total # Graduates	Total # of Graduates unavailable for work →	# Unavailable because continuing their education	Related Employment Ratio: # of Graduates in related work / Total # of Grads. available for work →	% of Available Graduates in related work. (Based on related employment ratio.)
--------------------	-------------------	---	--	--	---

Communications Technologies

Communications Technologies/Technicians, Other

Hennepin South	13	3	1	9 / 10	90%
Hutchinson	3	0	0	3 / 3	*

Educational/Instructional Media Technol./Tech.

Hennepin North	2	0	0	2 / 2	*
Hennepin South	4	1	1	3 / 3	*

Photographic Technol./Tech.

Dakota County	10	4	4	4 / 6	67%
---------------	----	---	---	-------	-----

Radio & Television Broadcasting Technol./Tech.

Brainerd	4	3	2	1 / 1	*
Hennepin South	6	0	0	4 / 6	67%
Northeast Metro	6	0	0	5 / 6	83%

Conservation & Renewable Natural Resources

Natural Resources Conversation, General

Brainerd	22	6	5	12 / 16	75%
----------	----	---	---	---------	-----

Construction Trades

Building/Property Maintenance & Manager

Anoka	25	1	0	21 / 24	88%
Detroit Lakes	15	4	0	10 / 11	91%
Jackson	8	2	1	0 / 6	0%
Northeast Metro	9	0	0	8 / 9	89%
Rochester	29	0	0	26 / 29	90%
Winona	7	0	0	6 / 7	86%

89

* Related Employment Rate is not given if there are 3 or less graduates available for work because this is not enough to draw accurate conclusions about program success. See page 3 for the definitions of unavailable and available. Only available graduates are counted in the related employment rate.

The program titles listed here may not be the same as the program title at a given technical college. Contact the college directly (see the directory in Section 6) to determine the current title of a given program.

PROGRAM COMPARISON REPORT

Campus or Location	Total # Graduates	Total # of Graduates unavailable for work →	# Unavailable because continuing their education	Related Employment Ratio: # of Graduates in related work / Total # of Grads. available for work →	% of Available Graduates in related work. (Based on related employment ratio.)
--------------------	-------------------	---	--	--	---

Carpenter

Alexandria	25	1	0	24 / 24	100%
Austin	9	0	0	9 / 9	100%
Bemidji	15	0	0	9 / 15	60%
Detroit Lakes	6	2	1	4 / 4	100%
Duluth	14	3	1	10 / 11	91%
East Grand Forks	10	0	0	8 / 10	80%
Eveleth	8	1	1	6 / 7	86%
Faribault	9	0	0	9 / 9	100%
Hennepin North	11	0	0	11 / 11	100%
Hennepin South	7	0	0	6 / 7	86%
Jackson	5	0	0	5 / 5	100%
Moorhead	9	1	0	8 / 8	100%
Pipestone	7	2	0	5 / 5	100%
Red Wing	7	0	0	6 / 7	86%
Rochester	23	4	0	18 / 19	95%
St. Cloud	9	1	0	8 / 8	100%
St. Paul	18	0	0	16 / 18	89%
Willmar	14	1	0	13 / 13	100%

Construction Trades, Other

Hibbing	5	0	0	2 / 5	40%
St. Paul	26	0	0	3 / 26	12%

Electrical & Power Transmission Installer, General

Jackson	3	0	0	3 / 3	*
---------	---	---	---	-------	---

Electrician

Albert Lea	42	4	0	38 / 38	100%
Anoka	21	0	0	18 / 21	86%
Canby	9	1	0	8 / 8	100%
Duluth	15	2	0	10 / 13	77%
Hibbing	19	2	1	10 / 17	59%
Jackson	13	1	1	12 / 12	100%
Minneapolis	34	2	1	31 / 32	97%
Moorhead	19	0	0	18 / 19	95%
St. Cloud	30	2	1	28 / 28	100%
St. Paul	24	1	0	19 / 23	83%
Wadena	24	0	0	23 / 24	96%

* Related Employment Rate is not given if there are 3 or less graduates available for work because this is not enough to draw accurate conclusions about program success. See page 3 for the definitions of unavailable and available. Only available graduates are counted in the related employment rate.

The program titles listed here may not be the same as the program title at a given technical college. Contact the college directly (see the directory in Section 6) to determine the current title of a given program.

Campus or Location	Total # Graduates	Total # of Graduates unavailable for work →	# Unavailable because continuing their education	Related Employment Ratio: # of Graduates in related work / Total # of Grads. available for work →	% of Available Graduates in related work. (Based on related employment ratio.)
--------------------	-------------------	---	--	--	---

Lineworker

Dakota County	44	7	0	34 / 37	92%
Jackson	27	9	1	16 / 18	89%
Wadena	25	2	0	22 / 23	96%

Mason & Tile Setter

Hennepin South	13	1	0	12 / 12	100%
----------------	----	---	---	---------	------

Painter & Wall Coverer

Hennepin North	15	0	0	15 / 15	100%
St. Paul	14	5	1	8 / 9	89%

Plumber & Pipefitter

Jackson	12	1	0	9 / 11	82%
St. Cloud	20	0	0	17 / 20	85%
St. Paul	29	2	0	22 / 27	81%
Wadena	8	1	0	7 / 7	100%

Education

Teacher Assistant/Aide

Hutchinson	13	3	0	8 / 10	80%
------------	----	---	---	--------	-----

Engineering Related Technologies

Biomedical Engineering-Related Technology/Technician

Detroit Lakes	9	3	0	5 / 6	83%
Hennepin South	10	2	1	6 / 8	75%
Hibbing	5	1	1	3 / 4	75%
Northeast Metro	3	0	0	2 / 3	*

Civil Engineering/Civil Technology

Duluth	10	1	1	9 / 9	100%
Mankato	5	0	0	5 / 5	100%
St. Cloud	13	1	0	11 / 12	92%
St. Paul	20	0	0	20 / 20	100%

Computer Engineering Technology/Technician

Hibbing	7	1	1	5 / 6	83%
---------	---	---	---	-------	-----

91

* Related Employment Rate is not given if there are 3 or less graduates available for work because this is not enough to draw accurate conclusions about program success. See page 3 for the definitions of unavailable and available. Only available graduates are counted in the related employment rate.

The program titles listed here may not be the same as the program title at a given technical college. Contact the college directly (see the directory in Section 6) to determine the current title of a given program.

PROGRAM COMPARISON REPORT

Campus or Location	Total # Graduates	Total # of Graduates unavailable for work →	# Unavailable because continuing their education	Related Employment Ratio: # of Graduates in related work / Total # of Grads. available for work →	% of Available Graduates in related work. (Based on related employment ratio.)
--------------------	-------------------	---	--	--	---

Computer Main. Technol./Tech.

Minneapolis	4	1	0	2 / 3	*
-------------	---	---	---	-------	---

Electrical, Electronic and Communications Engineering Technology/Technician

Anoka	9	1	0	8 / 8	100%
Austin	12	0	0	10 / 12	83%
Duluth	7	4	2	3 / 3	*
Granite Falls	3	0	0	3 / 3	*
Hennepin North	14	2	1	11 / 12	92%
Hennepin South	7	0	0	6 / 7	86%
Hibbing	8	3	2	1 / 5	20%
Jackson	3	1	0	2 / 2	*
Mankato	15	1	0	13 / 14	93%
Moorhead	20	2	1	15 / 18	83%
Rochester	21	4	2	15 / 17	88%
St. Cloud	6	0	0	4 / 6	67%
St. Paul	13	3	0	9 / 10	90%
Thief River Falls	4	2	0	1 / 2	*
Wadena	22	3	0	15 / 19	79%
Willmar	11	2	0	9 / 9	100%
Winona	13	1	0	12 / 12	100%

Electromechanical Instrumentation & Main. Tech./Tech., Oth.

St. Paul	5	1	0	3 / 4	75%
----------	---	---	---	-------	-----

Electromechanical Technol./Tech.

Hennepin South	3	0	0	3 / 3	*
Northeast Metro	4	0	0	2 / 4	50%

Environmental & Pollution Control Technol./Tech.

Albert Lea	4	1	0	2 / 3	*
------------	---	---	---	-------	---

Environmental Control Tech./Tech., Oth.

East Grand Forks	4	2	0	2 / 2	*
Hennepin South	11	2	1	7 / 9	78%
Northeast Metro	2	0	0	1 / 2	*
St. Paul	28	4	0	23 / 24	96%

* Related Employment Rate is not given if there are 3 or less graduates available for work because this is not enough to draw accurate conclusions about program success. See page 3 for the definitions of unavailable and available. Only available graduates are counted in the related employment rate.

Campus or Location	Total # Graduates	Total # of Graduates unavailable for work →	# Unavailable because continuing their education	Related Employment Ratio: # of Graduates in related work / Total # of Grads. available for work →	% of Available Graduates in related work. (Based on related employment ratio.)
--------------------	-------------------	---	--	--	---

Hydraulic Technol./Tech.

Alexandria	26	3	0	22 / 23	96%
Granite Falls	19	2	0	14 / 17	82%
Hennepin North	4	0	0	2 / 4	50%
Hennepin South	12	0	0	12 / 12	100%

Industrial/Manufacturing Technol./Tech.

Eveleth	25	6	5	16 / 19	84%
Hennepin South	14	0	0	12 / 14	86%
Northeast Metro	3	0	0	3 / 3	*

Instrumentation Technol./Tech.

Eveleth	7	0	0	6 / 7	86%
St. Cloud	16	3	1	11 / 13	85%

Laser and Optical Technology/Technician

Hennepin North	8	1	0	6 / 7	86%
----------------	---	---	---	-------	-----

Metallurgical Technol./Tech.

Hennepin North	2	1	1	1 / 1	*
Hutchinson	5	0	0	5 / 5	100%

Occupational Safety & Health Technol./Tech.

Hibbing	1	0	0	0 / 1	*
---------	---	---	---	-------	---

Plastics Technol./Tech.

Hennepin North	46	5	3	40 / 41	98%
Winona	11	4	2	5 / 7	71%

Quality Control & Safety Tech./Tech., Oth.

Hutchinson	2	0	0	2 / 2	*
Northeast Metro	9	0	0	9 / 9	100%

Quality Control Technol./Tech.

Hutchinson	47	3	0	43 / 44	98%
------------	----	---	---	---------	-----

Robotics Technol./Tech.

Granite Falls	17	3	3	13 / 14	93%
Staples	16	2	2	14 / 14	100%

93

* Related Employment Rate is not given if there are 3 or less graduates available for work because this is not enough to draw accurate conclusions about program success. See page 3 for the definitions of unavailable and available. Only available graduates are counted in the related employment rate.

The program titles listed here may not be the same as the program title at a given technical college. Contact the college directly (see the directory in Section 6) to determine the current title of a given program.

PROGRAM COMPARISON REPORT

Campus or Location	Total # Graduates	Total # of Graduates unavailable for work →	# Unavailable because continuing their education	Related Employment Ratio: # of Graduates in related work / Total # of Grads. available for work →	% of Available Graduates in related work. (Based on related employment ratio.)
--------------------	-------------------	---	--	--	---

Surveying

Hennepin South	6	1	1	5 / 5	100%
----------------	---	---	---	-------	------

Water Quality & Wastewater Treatment Technol./Tech.

St. Cloud	29	2	0	23 / 27	85%
-----------	----	---	---	---------	-----

Health Professions & Related Sciences

Dental Assistant

Bemidji	11	2	1	7 / 9	78%
Brainerd	15	4	2	11 / 11	100%
Canby	1	1	0	0 / 0	*
Hennepin North	28	5	1	23 / 23	100%
Hibbing	22	2	0	13 / 20	65%
Mankato	13	2	1	10 / 11	91%
Moorhead	24	3	0	20 / 21	95%
Northeast Metro	29	0	0	29 / 29	100%
Rochester	19	1	1	18 / 18	100%
St. Cloud	14	1	1	13 / 13	100%

Dental Hygienist

Duluth	18	2	0	16 / 16	100%
Rochester	15	0	0	15 / 15	100%

Dental Laboratory Tech.

Northeast Metro	14	2	1	10 / 12	83%
-----------------	----	---	---	---------	-----

Electroencephalograph Technol./Tech.

Anoka	8	2	0	6 / 6	100%
-------	---	---	---	-------	------

Emergency Medical Technol./Tech.

East Grand Forks	5	0	0	5 / 5	100%
Northeast Metro	37	1	0	30 / 36	83%
Wadena	36	6	4	28 / 30	93%

Health & Medical Assistants, Other

East Grand Forks	6	1	1	4 / 5	80%
Hutchinson	5	0	0	5 / 5	100%
Rochester	15	2	0	13 / 13	100%
St. Cloud	13	1	0	11 / 12	92%

* Related Employment Rate is not given if there are 3 or less graduates available for work because this is not enough to draw accurate conclusions about program success. See page 3 for the definitions of unavailable and available. Only available graduates are counted in the related employment rate.

The program titles listed here may not be the same as the program title at a given technical college. Contact the college directly (see the directory in Section 6) to determine the current title of a given program.

Campus or Location	Total # Graduates	Total # of Graduates unavailable for work →	# Unavailable because continuing their education	Related Employment Ratio: # of Graduates in related work / Total # of Grads. available for work →	% of Available Graduates in related work. (Based on related employment ratio.)
--------------------	-------------------	---	--	--	---

Health Unit Coordinator/Ward Clerk

East Grand Forks	8	0	0	7 / 8	88%
Hennepin North	49	7	0	33 / 42	79%
Rochester	33	8	1	18 / 25	72%
St. Paul	37	6	0	26 / 31	84%

Home Health Aide

Anoka	22	2	1	18 / 20	90%
Faribault	5	0	0	5 / 5	100%
Mankato	18	2	1	15 / 16	94%
Rochester	22	8	5	14 / 14	100%
Willmar	11	1	0	9 / 10	90%

Medical Assistant

Anoka	28	3	1	22 / 25	88%
East Grand Forks	8	1	1	5 / 7	71%
Northeast Metro	23	3	2	19 / 20	95%
Willmar	20	7	1	11 / 13	85%

Medical Laboratory Tech.

Alexandria	12	1	0	11 / 11	100%
Duluth	15	1	1	13 / 14	93%
Faribault	7	0	0	5 / 7	71%
Hibbing	11	0	0	11 / 11	100%
St. Paul	20	0	0	19 / 20	95%

Medical Radiologic Technol./Tech.

Austin	10	0	0	8 / 10	80%
--------	----	---	---	--------	-----

Medical Records Technol./Tech.

Anoka	25	0	0	20 / 25	80%
Moorhead	19	0	0	18 / 19	95%

Nurse Assistant/Aide

Northeast Metro	19	0	0	9 / 19	47%
-----------------	----	---	---	--------	-----

Occupational Therapy Assistant

Anoka	31	1	1	30 / 30	100%
Duluth	23	1	0	22 / 22	100%

95

* Related Employment Rate is not given if there are 3 or less graduates available for work because this is not enough to draw accurate conclusions about program success. See page 3 for the definitions of unavailable and available. Only available graduates are counted in the related employment rate.

The program titles listed here may not be the same as the program title at a given technical college. Contact the college directly (see the directory in Section 6) to determine the current title of a given program.

PROGRAM COMPARISON REPORT

Campus or Location	Total # Graduates	Total # of Graduates unavailable for work →	# Unavailable because continuing their education	Related Employment Ratio: # of Graduates in related work / Total # of Grads. available for work →	% of Available Graduates in related work. (Based on related employment ratio.)
--------------------	-------------------	---	--	--	---

Optical Tech./Assistant

Granite Falls	7	1	1	5 / 6	83%
St. Cloud	11	0	0	10 / 11	91%

Opticianry/Dispensing Optician

Anoka	22	1	1	18 / 21	86%
Eveleth	8	4	2	2 / 4	50%
St. Cloud	2	0	0	2 / 2	*

Orthotics/Prosthetics

Northeast Metro	78	37	34	35 / 41	85%
-----------------	----	----	----	---------	-----

Pharmacy Tech./Assistant

East Grand Forks	1	0	0	0 / 1	*
Northeast Metro	30	3	2	25 / 27	93%

Physical Therapy Assistant

Anoka	30	2	0	27 / 28	96%
Duluth	16	1	1	15 / 15	100%

* **Related Employment Rate** is not given if there are 3 or less graduates available for work because this is not enough to draw accurate conclusions about program success. See page 3 for the definitions of unavailable and available. Only available graduates are counted in the related employment rate.

Campus or Location	Total # Graduates	Total # of Graduates unavailable for work →	# Unavailable because continuing their education	Related Employment Ratio: # of Graduates in related work / Total # of Grads. available for work →	% of Available Graduates in related work. (Based on related employment ratio.)
--------------------	-------------------	---	--	--	---

Practical Nurse (L.P.N. Training)

Alexandria	48	5	4	42 / 43	98%
Anoka	60	10	2	45 / 50	90%
Austin	29	2	0	27 / 27	100%
Bemidji	64	13	2	45 / 51	88%
Brainerd	69	18	12	49 / 51	96%
Dakota County	58	15	2	40 / 43	93%
Detroit Lakes	44	5	1	38 / 39	97%
Duluth	76	17	13	59 / 59	100%
East Grand Forks	40	11	7	27 / 29	93%
Eveleth	33	9	7	21 / 24	88%
Faribault	30	0	0	26 / 30	87%
Hennepin North	44	6	0	37 / 38	97%
Hennepin South	45	9	2	36 / 36	100%
Hutchinson	18	0	0	18 / 18	100%
Mankato	40	3	0	37 / 37	100%
Minneapolis	150	26	5	123 / 124	99%
Pipestone	18	1	0	17 / 17	100%
Red Wing	46	10	4	34 / 36	94%
Rochester	30	4	0	22 / 26	85%
St. Cloud	45	0	0	45 / 45	100%
St. Paul	72	8	1	64 / 64	100%
Thief River Falls	54	7	2	46 / 47	98%
Willmar	52	8	3	44 / 44	100%
Winona	49	3	0	45 / 46	98%

Practical Nurse (L.P.N. Training) at Wadena/Twin Valley

Detroit Lakes	49	6	0	39 / 43	91%
---------------	----	---	---	---------	-----

Practical Nurse (L.P.N. Training) offered at Springfield High School

Willmar	26	2	0	24 / 24	100%
---------	----	---	---	---------	------

Respiratory Therapy Tech.

Duluth	19	1	1	18 / 18	100%
East Grand Forks	6	2	0	4 / 4	100%
St. Paul	19	1	0	17 / 18	94%

Sign Language Interpreter

St. Paul	43	4	0	37 / 39	95%
----------	----	---	---	---------	-----

97

* **Related Employment Rate** is not given if there are 3 or less graduates available for work because this is not enough to draw accurate conclusions about program success. See page 3 for the definitions of unavailable and available. Only available graduates are counted in the related employment rate.

The program titles listed here may not be the same as the program title at a given technical college. Contact the college directly (see the directory in Section 6) to determine the current title of a given program.

PROGRAM COMPARISON REPORT

Campus or Location	Total # Graduates	Total # of Graduates unavailable for work →	# Unavailable because continuing their education	Related Employment Ratio: # of Graduates in related work / Total # of Grads. available for work →	% of Available Graduates in related work. (Based on related employment ratio.)
--------------------	-------------------	---	--	--	---

Surgical/Operating Room Tech.

Anoka	25	1	0	20 / 24	83%
Duluth	8	3	1	3 / 5	60%
East Grand Forks	12	2	0	6 / 10	60%
Rochester	32	7	1	22 / 25	88%
St. Cloud	15	2	2	12 / 13	92%

Veterinarian Assistant/Animal Health Tech.

Willmar	9	1	0	7 / 8	88%
---------	---	---	---	-------	-----

Marketing Operations/Marketing & Distribution

Apparel & Accessories Mkt. Op., Other

Bemidji	1	0	0	0 / 1	*
---------	---	---	---	-------	---

Business & Personal Serv. Mkt. Op., Other

Dakota County	3	1	1	2 / 2	*
---------------	---	---	---	-------	---

Fashion Merchandising

Albert Lea	3	1	0	2 / 2	*
Alexandria	10	1	1	9 / 9	100%
Bemidji	5	0	0	4 / 5	80%
Dakota County	2	1	1	1 / 1	*
Detroit Lakes	3	0	0	2 / 3	*
Duluth	3	1	0	2 / 2	*
Granite Falls	2	2	2	0 / 0	*
Mankato	5	1	0	4 / 4	100%
Moorhead	12	0	0	11 / 12	92%
Northeast Metro	11	7	7	4 / 4	100%

Floristry Marketing Operations

Brainerd	7	1	1	5 / 6	83%
Hennepin North	10	3	0	7 / 7	100%

Food Products Retailing & Wholesaling Op.

Dakota County	5	0	0	4 / 5	80%
---------------	---	---	---	-------	-----

Gen. Distribution Operations

St. Paul	7	2	1	5 / 5	100%
----------	---	---	---	-------	------

98

* Related Employment Rate is not given if there are 3 or less graduates available for work because this is not enough to draw accurate conclusions about program success. See page 3 for the definitions of unavailable and available. Only available graduates are counted in the related employment rate.

The program titles listed here may not be the same as the program title at a given technical college. Contact the college directly (see the directory in Section 6) to determine the current title of a given program.

Campus or Location	Total # Graduates	Total # of Graduates unavailable for work →	# Unavailable because continuing their education	Related Employment Ratio: # of Graduates in related work / Total # of Grads. available for work →	% of Available Graduates in related work. (Based on related employment ratio.)
--------------------	-------------------	---	--	--	---

Gen. Retailing & Wholesaling Op. & Skills, Other

Alexandria	16	0	0	16 / 16	100%
Hibbing	6	1	1	3 / 5	60%
Moorhead	31	3	0	24 / 28	86%
Willmar	10	1	1	8 / 9	89%

Gen. Selling Skills & Sales Operations

Albert Lea	1	0	0	1 / 1	*
Dakota County	1	1	1	0 / 0	*
Duluth	3	0	0	3 / 3	*
Granite Falls	4	1	1	1 / 3	*
Hennepin North	3	1	0	2 / 2	*
Hennepin South	6	2	1	4 / 4	100%
Hutchinson	1	0	0	1 / 1	*
Mankato	19	2	1	16 / 17	94%
Northeast Metro	5	2	1	2 / 3	*
St. Cloud	24	2	1	21 / 22	95%
Winona	4	0	0	3 / 4	75%

General Buying Operations

Northeast Metro	7	0	0	2 / 7	29%
-----------------	---	---	---	-------	-----

General Retailing Operations

Albert Lea	2	0	0	2 / 2	*
Alexandria	7	0	0	7 / 7	100%
Bemidji	5	0	0	4 / 5	80%
Brainerd	11	2	1	8 / 9	89%
Dakota County	2	1	0	1 / 1	*
Detroit Lakes	10	8	3	1 / 2	*
Duluth	2	1	0	1 / 1	*
Faribault	1	0	0	1 / 1	*
Granite Falls	7	3	1	4 / 4	100%
Hennepin North	2	0	0	2 / 2	*
Hennepin South	3	0	0	3 / 3	*
Hutchinson	5	0	0	4 / 5	80%
Mankato	16	1	0	12 / 15	80%
Minneapolis	5	2	1	3 / 3	*
Northeast Metro	2	1	1	1 / 1	*
Thief River Falls	7	1	0	5 / 6	83%

99

* Related Employment Rate is not given if there are 3 or less graduates available for work because this is not enough to draw accurate conclusions about program success. See page 3 for the definitions of unavailable and available. Only available graduates are counted in the related employment rate.

The program titles listed here may not be the same as the program title at a given technical college. Contact the college directly (see the directory in Section 6) to determine the current title of a given program.

PROGRAM COMPARISON REPORT

Campus or Location	Total # Graduates	Total # of Graduates unavailable for work →	# Unavailable because continuing their education	Related Employment Ratio: # of Graduates in related work / Total # of Grads. available for work →	% of Available Graduates in related work. (Based on related employment ratio.)
--------------------	-------------------	---	--	--	---

Home Products Marketing Operations

Northeast Metro	8	0	0	6 / 8	75%
-----------------	---	---	---	-------	-----

Marketing Operations/Marketing and Distribution, Other

East Grand Forks	8	0	0	8 / 8	100%
Hennepin South	2	1	0	1 / 1	*
Wadena	9	4	2	4 / 5	80%
Willmar	9	4	4	4 / 5	80%

Travel Serv. Marketing Operations

Albert Lea	18	5	0	9 / 13	69%
Brainerd	18	2	0	15 / 16	94%
Dakota County	53	5	2	40 / 48	83%

Vehicle Parts & Accessories Marketing Operations, Other

Hennepin North	2	0	0	2 / 2	*
----------------	---	---	---	-------	---

Mechanics & Repairers

Aircraft Mechanic/Tech., Airframe

Minneapolis	89	26	4	56 / 63	89%
Thief River Falls	109	49	11	38 / 60	63%
Winona	46	15	5	19 / 31	61%

* Related Employment Rate is not given if there are 3 or less graduates available for work because this is not enough to draw accurate conclusions about program success. See page 3 for the definitions of unavailable and available. Only available graduates are counted in the related employment rate.

Campus or Location	Total # Graduates	Total # of Graduates unavailable for work →	# Unavailable because continuing their education	Related Employment Ratio: # of Graduates in related work / Total # of Grads. available for work →	% of Available Graduates in related work. (Based on related employment ratio.)
--------------------	----------------------	--	---	---	---

Auto/Automotive Body Repairer

Anoka	13	0	0	12 / 13	92%
Austin	6	1	0	5 / 5	100%
Bemidji	7	0	0	6 / 7	86%
Brainerd	7	1	0	6 / 6	100%
Dakota County	6	1	0	5 / 5	100%
Detroit Lakes	9	0	0	9 / 9	100%
Duluth	8	2	0	5 / 6	83%
Granite Falls	8	0	0	7 / 8	88%
Hennepin North	2	0	0	2 / 2	*
Hennepin South	8	3	0	5 / 5	100%
Jackson	3	0	0	3 / 3	*
Mankato	10	1	0	7 / 9	78%
Northeast Metro	9	1	0	6 / 8	75%
St. Cloud	9	0	0	9 / 9	100%
St. Paul	17	2	1	14 / 15	93%
Thief River Falls	13	0	0	13 / 13	100%
Wadena	6	3	0	3 / 3	*
Willmar	27	4	0	21 / 23	91%
Winona	3	1	0	1 / 2	*

101

* **Related Employment Rate** is not given if there are 3 or less graduates available for work because this is not enough to draw accurate conclusions about program success. See page 3 for the definitions of unavailable and available. Only available graduates are counted in the related employment rate.

The program titles listed here may not be the same as the program title at a given technical college. Contact the college directly (see the directory in Section 6) to determine the current title of a given program.

PROGRAM COMPARISON REPORT

Campus or Location	Total # Graduates	Total # of Graduates unavailable for work →	# Unavailable because continuing their education	Related Employment Ratio: # of Graduates in related work / Total # of Grads. available for work →	% of Available Graduates in related work. (Based on related employment ratio.)
--------------------	-------------------	---	--	--	---

Auto/Automotive Mechanic/Tech.

Albert Lea	10	0	0	8 / 10	80%
Alexandria	22	1	0	20 / 21	95%
Anoka	36	10	5	22 / 26	85%
Bemidji	5	1	0	4 / 4	100%
Brainerd	12	4	4	7 / 8	88%
Canby	3	0	0	3 / 3	*
Dakota County	27	4	1	22 / 23	96%
Detroit Lakes	9	0	0	9 / 9	100%
Duluth	3	1	1	2 / 2	*
Eveleth	15	2	1	12 / 13	92%
Hennepin North	22	1	0	21 / 21	100%
Hennepin South	9	2	2	5 / 7	71%
Hibbing	10	4	3	6 / 6	100%
Hutchinson	4	0	0	4 / 4	100%
Jackson	1	0	0	1 / 1	*
Mankato	6	0	0	6 / 6	100%
Minneapolis	17	4	0	11 / 13	85%
Moorhead	10	2	1	7 / 8	88%
Northeast Metro	15	1	1	14 / 14	100%
Pine	8	0	0	7 / 8	88%
Pipestone	7	2	0	5 / 5	100%
Red Wing	4	0	0	4 / 4	100%
Rochester	5	0	0	4 / 5	80%
St. Cloud	14	1	1	11 / 13	85%
St. Paul	12	3	2	9 / 9	100%
Thief River Falls	3	2	1	1 / 1	*
Wadena	13	1	0	11 / 12	92%
Willmar	16	2	2	14 / 14	100%
Winona	12	1	0	8 / 11	73%

Aviation Systems & Avionics Main. Technologist/Tech.

Alexandria	29	7	4	17 / 22	77%
Thief River Falls	10	3	2	6 / 7	86%

Business Machine Repairer

Faribault	9	2	2	5 / 7	71%
-----------	---	---	---	-------	-----

* Related Employment Rate is not given if there are 3 or less graduates available for work because this is not enough to draw accurate conclusions about program success. See page 3 for the definitions of unavailable and available. Only available graduates are counted in the related employment rate.

Campus or Location	Total # Graduates	Total # of Graduates unavailable for work →	# Unavailable because continuing their education	Related Employment Ratio: # of Graduates in related work / Total # of Grads. available for work →	% of Available Graduates in related work. (Based on related employment ratio.)
--------------------	-------------------	---	--	--	---

Communication Systems Installer & Repairer

Wadena	35	0	0	35 / 35	100%
Willmar	11	2	0	9 / 9	100%

Diesel Engine Mechanic & Repairer

Albert Lea	9	1	1	8 / 8	100%
Alexandria	28	0	0	26 / 28	93%
Canby	9	0	0	9 / 9	100%
Dakota County	8	0	0	8 / 8	100%
Detroit Lakes	13	1	0	11 / 12	92%
Duluth	5	1	0	4 / 4	100%
East Grand Forks	1	0	0	0 / 1	*
Hennepin North	4	0	0	4 / 4	100%
Moorhead	9	1	1	7 / 8	88%
Northeast Metro	6	0	0	6 / 6	100%
St. Cloud	6	0	0	6 / 6	100%
St. Paul	11	0	0	11 / 11	100%

Electrical & Electronics Equip. Installer & Repairer, General

Brainerd	3	1	0	2 / 2	*
St. Cloud	4	0	0	4 / 4	100%
Willmar	11	2	0	9 / 9	100%

Electrical & Electronics Equip. Installer & Repairer, Other

Jackson	6	2	0	4 / 4	100%
Red Wing	5	1	0	3 / 4	75%

Gunsmith

Pine	11	1	0	8 / 10	80%
------	----	---	---	--------	-----

Heating, Air Conditioning & Refrigeration Mechanic & Repairer

Albert Lea	6	1	0	5 / 5	100%
Hennepin North	35	15	15	18 / 20	90%
Hennepin South	22	2	0	19 / 20	95%
Jackson	9	0	0	9 / 9	100%
Mankato	19	2	1	17 / 17	100%
Moorhead	10	0	0	10 / 10	100%
Northeast Metro	12	0	0	9 / 12	75%
Red Wing	10	0	0	8 / 10	80%
St. Cloud	22	3	1	17 / 19	89%

103

* Related Employment Rate is not given if there are 3 or less graduates available for work because this is not enough to draw accurate conclusions about program success. See page 3 for the definitions of unavailable and available. Only available graduates are counted in the related employment rate.

The program titles listed here may not be the same as the program title at a given technical college. Contact the college directly (see the directory in Section 6) to determine the current title of a given program.

PROGRAM COMPARISON REPORT

Campus or Location	Total # Graduates	Total # of Graduates unavailable for work →	# Unavailable because continuing their education	Related Employment Ratio: # of Graduates in related work / Total # of Grads. available for work →	% of Available Graduates in related work. (Based on related employment ratio.)
--------------------	-------------------	---	--	--	---

Heavy Equipment Maintenance & Repairer

Dakota County	18	0	0	18 / 18	100%
Hibbing	15	2	0	9 / 13	69%
Staples	32	4	0	26 / 28	93%

Industrial Electronics Installer & Repairer

Duluth	2	1	0	1 / 1	*
--------	---	---	---	-------	---

Industrial Equipment Maintenance & Repairers, Other

Eveleth	16	1	0	11 / 15	73%
---------	----	---	---	---------	-----

Industrial Machinery Maintenance & Repairer

Albert Lea	5	1	0	4 / 4	100%
------------	---	---	---	-------	------

Locksmith & Safe Repairer

Pine	6	0	0	6 / 6	100%
------	---	---	---	-------	------

Major Appliance Installer & Repairer

St. Paul	16	3	1	12 / 13	92%
----------	----	---	---	---------	-----

Miscellaneous Mechanics & Repairers, Other

Northeast Metro	1	0	0	0 / 1	*
Staples	7	3	1	2 / 4	50%

Motorcycle Mechanic & Repairer

Brainerd	3	0	0	3 / 3	*
Hennepin South	1	0	0	1 / 1	*

Musical Instrument Repairer

Red Wing	45	4	4	34 / 41	83%
----------	----	---	---	---------	-----

Small Engine Mechanic & Repairer

Alexandria	13	1	0	9 / 12	75%
Anoka	16	0	0	12 / 16	75%
Brainerd	7	1	0	5 / 6	83%
Detroit Lakes	13	2	1	9 / 11	82%
Faribault	5	0	0	4 / 5	80%
Northeast Metro	9	2	0	5 / 7	71%
St. Paul	8	0	0	7 / 8	88%

104

* **Related Employment Rate** is not given if there are 3 or less graduates available for work because this is not enough to draw accurate conclusions about program success. See page 3 for the definitions of unavailable and available. Only available graduates are counted in the related employment rate.

The program titles listed here may not be the same as the program title at a given technical college. Contact the college directly (see the directory in Section 6) to determine the current title of a given program.

Campus or Location	Total # Graduates	Total # of Graduates unavailable for work →	# Unavailable because continuing their education	Related Employment Ratio: # of Graduates in related work / Total # of Grads. available for work →	% of Available Graduates in related work. (Based on related employment ratio.)
--------------------	-------------------	---	--	--	---

Stationary Energy Sources Installer & Operator

Hennepin South	20	1	0	16 / 19	84%
----------------	----	---	---	---------	-----

Watch, Clock & Jewelry Repairer

Minneapolis	19	1	0	17 / 18	94%
St. Paul	11	3	1	8 / 8	100%

Personal & Miscellaneous Services

Baker/Pastry Chef

Duluth	7	2	1	3 / 5	60%
--------	---	---	---	-------	-----

Barber/Hairstylist

Minneapolis	10	1	1	9 / 9	100%
-------------	----	---	---	-------	------

Cosmetologist

Austin	26	0	0	24 / 26	92%
Minneapolis	21	3	1	18 / 18	100%
Northeast Metro	38	3	1	31 / 35	89%
Pipestone	13	3	0	10 / 10	100%
St. Paul	22	5	1	15 / 17	88%
Thief River Falls	12	2	0	10 / 10	100%
Wadena	31	3	0	27 / 28	96%
Willmar	27	3	0	24 / 24	100%
Winona	12	0	0	12 / 12	100%

Culinary Arts/Chef Training

Anoka	6	0	0	5 / 6	83%
Dakota County	2	0	0	2 / 2	*
Detroit Lakes	8	0	0	7 / 8	88%
Hennepin North	16	6	2	10 / 10	100%
Hennepin South	10	2	0	7 / 8	88%
Hibbing	1	1	1	0 / 0	*
Mankato	13	3	1	10 / 10	100%
Minneapolis	14	3	0	11 / 11	100%
Moorhead	11	2	1	9 / 9	100%
St. Cloud	11	1	0	10 / 10	100%
St. Paul	32	3	2	29 / 29	100%

Food & Beverage/Restaurant Operations Manager

Detroit Lakes	8	3	1	4 / 5	80%
---------------	---	---	---	-------	-----

* Related Employment Rate is not given if there are 3 or less graduates available for work because this is not enough to draw accurate conclusions about program success. See page 3 for the definitions of unavailable and available. Only available graduates are counted in the related employment rate.

The program titles listed here may not be the same as the program title at a given technical college. Contact the college directly (see the directory in Section 6) to determine the current title of a given program.

PROGRAM COMPARISON REPORT

Campus or Location	Total # Graduates	Total # of Graduates unavailable for work →	# Unavailable because continuing their education	Related Employment Ratio: # of Graduates in related work / Total # of Grads. available for work →	% of Available Graduates in related work. (Based on related employment ratio.)
--------------------	-------------------	---	--	--	---

Kitchen Personnel/Cook & Assistant Training

Hibbing	1	0	0	1 / 1	*
---------	---	---	---	-------	---

Meatcutter

Dakota County	19	1	0	18 / 18	100%
Pipestone	28	7	6	21 / 21	100%

Precision Production Trades

Architectural Drafting

Anoka	10	1	1	7 / 9	78%
Dakota County	4	1	1	3 / 3	*
Detroit Lakes	7	2	0	5 / 5	100%
Hennepin North	3	0	0	2 / 3	*
Hennepin South	11	2	1	8 / 9	89%
Mankato	7	0	0	7 / 7	100%
Minneapolis	6	1	0	5 / 5	100%
St. Cloud	23	3	3	17 / 20	85%
St. Paul	16	1	0	15 / 15	100%
Thief River Falls	19	5	0	13 / 14	93%

Cabinet Maker & Millworker

Hennepin North	13	0	0	12 / 13	92%
Hennepin South	11	1	0	10 / 10	100%
Minneapolis	9	1	0	8 / 8	100%
St. Paul	10	1	0	9 / 9	100%

Desktop Publishing Equip. Operator

Hennepin North	41	5	2	29 / 36	81%
Hennepin South	26	13	4	11 / 13	85%
Staples	3	2	0	1 / 1	*

Electrical/Electronics Drafting

Anoka	8	0	0	6 / 8	75%
Moorhead	12	1	0	10 / 11	91%

* Related Employment Rate is not given if there are 3 or less graduates available for work because this is not enough to draw accurate conclusions about program success. See page 3 for the definitions of unavailable and available. Only available graduates are counted in the related employment rate.

The program titles listed here may not be the same as the program title at a given technical college. Contact the college directly (see the directory in Section 6) to determine the current title of a given program.

Campus or Location	Total # Graduates	Total # of Graduates unavailable for work →	# Unavailable because continuing their education	Related Employment Ratio: # of Graduates in related work / Total # of Grads. available for work →	% of Available Graduates in related work. (Based on related employment ratio.)
--------------------	----------------------	--	---	---	---

Graphic & Printing Equip. Operator, General

Austin	13	2	1	9 / 11	82%
Canby	10	3	1	6 / 7	86%
Dakota County	12	2	2	8 / 10	80%
Eveleth	6	2	1	1 / 4	25%
Mankato	2	0	0	2 / 2	*
Minneapolis	8	3	1	5 / 5	100%
Northeast Metro	14	0	0	10 / 14	71%
St. Cloud	10	1	0	9 / 9	100%
St. Paul	36	5	1	26 / 31	84%
Staples	7	1	0	6 / 6	100%

Graphic & Printing Equip. Operators, Other

Hennepin North	13	2	0	11 / 11	100%
Willmar	11	2	1	8 / 9	89%

Machine Shop Assistant

Dakota County	16	2	0	14 / 14	100%
Duluth	8	1	0	7 / 7	100%
Hutchinson	4	0	0	4 / 4	100%
Mankato	14	3	0	11 / 11	100%
Minneapolis	1	0	0	0 / 1	*
Northeast Metro	1	0	0	1 / 1	*

107

* **Related Employment Rate** is not given if there are 3 or less graduates available for work because this is not enough to draw accurate conclusions about program success. See page 3 for the definitions of unavailable and available. Only available graduates are counted in the related employment rate.

The program titles listed here may not be the same as the program title at a given technical college. Contact the college directly (see the directory in Section 6) to determine the current title of a given program.

PROGRAM COMPARISON REPORT

Campus or Location	Total # Graduates	Total # of Graduates unavailable for work →	# Unavailable because continuing their education	Related Employment Ratio: # of Graduates in related work / Total # of Grads. available for work →	% of Available Graduates in related work. (Based on related employment ratio.)
--------------------	-------------------	---	--	--	---

Machinist/Machine Technologist

Alexandria	7	1	0	6 / 6	100%
Anoka	36	0	0	27 / 36	75%
Austin	9	0	0	9 / 9	100%
Faribault	9	0	0	9 / 9	100%
Granite Falls	12	1	0	11 / 11	100%
Hennepin North	12	2	0	10 / 10	100%
Hennepin South	8	0	0	8 / 8	100%
Hutchinson	1	0	0	1 / 1	*
Minneapolis	12	0	0	12 / 12	100%
Northeast Metro	1	0	0	1 / 1	*
Pine	6	0	0	5 / 6	83%
Rochester	12	4	0	8 / 8	100%
St. Cloud	9	1	0	8 / 8	100%
St. Paul	37	2	0	34 / 35	97%
Staples	61	8	1	52 / 53	98%
Willmar	12	0	0	12 / 12	100%
Winona	7	0	0	6 / 7	86%

Mechanical Drafting

Albert Lea	10	1	0	7 / 9	78%
Alexandria	9	0	0	8 / 9	89%
Anoka	7	0	0	6 / 7	86%
Duluth	3	1	0	2 / 2	*
Faribault	4	0	0	4 / 4	100%
Granite Falls	6	0	0	6 / 6	100%
Hennepin North	6	0	0	5 / 6	83%
Hennepin South	4	0	0	4 / 4	100%
Hutchinson	1	1	0	0 / 0	*
Jackson	3	1	1	2 / 2	*
Mankato	4	0	0	4 / 4	100%
Northeast Metro	4	0	0	3 / 4	75%
Rochester	9	1	1	6 / 8	75%
St. Cloud	11	4	3	7 / 7	100%
St. Paul	22	2	0	17 / 20	85%
Staples	11	3	0	8 / 8	100%
Willmar	9	1	1	8 / 8	100%
Winona	9	1	0	7 / 8	88%

108

* Related Employment Rate is not given if there are 3 or less graduates available for work because this is not enough to draw accurate conclusions about program success. See page 3 for the definitions of unavailable and available. Only available graduates are counted in the related employment rate.

The program titles listed here may not be the same as the program title at a given technical college. Contact the college directly (see the directory in Section 6) to determine the current title of a given program.

Campus or Location	Total # Graduates	Total # of Graduates unavailable for work →	# Unavailable because continuing their education	Related Employment Ratio: # of Graduates in related work / Total # of Grads. available for work →	% of Available Graduates in related work. (Based on related employment ratio.)
--------------------	-------------------	---	--	--	---

Precision Metal Workers, Other

Austin	6	1	0	5 / 5	100%
Bemidji	13	1	0	10 / 12	83%
Hennepin South	6	1	0	5 / 5	100%

Printing Press Operator

Hennepin North	36	5	2	27 / 31	87%
Hennepin South	9	1	1	6 / 8	75%

Tool & Die Maker/Technologist

Alexandria	12	3	0	9 / 9	100%
Mankato	9	0	0	9 / 9	100%

Upholsterer

Minneapolis	3	0	0	3 / 3	*
Northeast Metro	2	0	0	2 / 2	*

Welder/Welding Technologist

Alexandria	13	0	0	13 / 13	100%
Anoka	6	0	0	6 / 6	100%
Brainerd	5	2	1	3 / 3	*
Dakota County	11	0	0	10 / 11	91%
East Grand Forks	5	0	0	4 / 5	80%
Eveleth	15	9	9	5 / 6	83%
Faribault	4	0	0	4 / 4	100%
Hennepin North	2	0	0	2 / 2	*
Hennepin South	12	1	0	11 / 11	100%
Hutchinson	4	0	0	4 / 4	100%
Mankato	12	3	0	9 / 9	100%
Minneapolis	8	1	0	6 / 7	86%
Moorhead	11	1	0	10 / 10	100%
Red Wing	5	1	0	3 / 4	75%
St. Cloud	13	3	0	9 / 10	90%
St. Paul	14	4	1	7 / 10	70%
Thief River Falls	12	0	0	12 / 12	100%
Willmar	13	4	1	9 / 9	100%

Woodworkers, Other

Dakota County	10	0	0	10 / 10	100%
---------------	----	---	---	---------	------

109

* Related Employment Rate is not given if there are 3 or less graduates available for work because this is not enough to draw accurate conclusions about program success. See page 3 for the definitions of unavailable and available. Only available graduates are counted in the related employment rate.

The program titles listed here may not be the same as the program title at a given technical college. Contact the college directly (see the directory in Section 6) to determine the current title of a given program.

PROGRAM COMPARISON REPORT

Campus or Location	Total # Graduates	Total # of Graduates unavailable for work →	# Unavailable because continuing their education	Related Employment Ratio: # of Graduates in related work / Total # of Grads. available for work →	% of Available Graduates in related work. (Based on related employment ratio.)
--------------------	-------------------	---	--	--	---

Protective Services

Fire Serv. Administration

Duluth	14	0	0	4 / 14	29%
--------	----	---	---	--------	-----

Law Enforcement/Police Science

Alexandria	92	6	3	55 / 86	64%
Hibbing	49	5	5	29 / 44	66%

Security & Loss Prevention Serv.

Pine	2	1	0	1 / 1	*
------	---	---	---	-------	---

Social Sciences & History

Cartography

Alexandria	14	5	1	6 / 9	67%
------------	----	---	---	-------	-----

Transportation and Materials Moving Workers

Air Traffic Controller

Anoka	10	3	1	1 / 7	14%
-------	----	---	---	-------	-----

Air Transportation Workers, Other

Anoka	10	1	1	7 / 9	78%
-------	----	---	---	-------	-----

Aviation Management

Anoka	3	0	0	2 / 3	*
-------	---	---	---	-------	---

Marine Maintenance & Ship Repairer

Detroit Lakes	12	0	0	11 / 12	92%
Hennepin South	2	0	0	2 / 2	*

Truck, Bus & Oth. Commercial Vehicle Operator

Alexandria	32	1	0	28 / 31	90%
Austin	12	2	0	9 / 10	90%
Dakota County	83	20	1	55 / 63	87%
East Grand Forks	27	1	1	24 / 26	92%
Northeast Metro	72	4	2	59 / 68	87%
Pipestone	24	2	0	22 / 22	100%
Winona	73	4	1	67 / 69	97%

* **Related Employment Rate** is not given if there are 3 or less graduates available for work because this is not enough to draw accurate conclusions about program success. See page 3 for the definitions of unavailable and available. Only available graduates are counted in the related employment rate.

The program titles listed here may not be the same as the program title at a given technical college. Contact the college directly (see the directory in Section 6) to determine the current title of a given program.

Campus or Location	Total # Graduates	Total # of Graduates unavailable for work →	# Unavailable because continuing their education	Related Employment Ratio: # of Graduates in related work / Total # of Grads. available for work →	% of Available Graduates in related work. (Based on related employment ratio.)
--------------------	-------------------	---	--	--	---

Visual & Performing Arts

Commercial Photography

Hennepin South	7	1	0	6 / 6	100%
Willmar	10	0	0	10 / 10	100%

Graphic Design, Commercial Art & Illustration

Alexandria	17	3	0	11 / 14	79%
Detroit Lakes	22	9	6	11 / 13	85%
Hennepin North	6	2	1	2 / 4	50%
Hennepin South	5	2	1	3 / 3	*
Mankato	14	0	0	12 / 14	86%
Minneapolis	32	11	2	18 / 21	86%
Moorhead	9	3	1	6 / 6	100%
St. Paul	8	1	0	6 / 7	86%
Staples	8	3	1	4 / 5	80%

Interior Design

Alexandria	11	1	0	7 / 10	70%
Dakota County	9	2	1	6 / 7	86%

Vocational Home Economics

Child Care & Guidance Workers & Mgrs., Gen.

Anoka	11	2	1	8 / 9	89%
Dakota County	5	0	0	5 / 5	100%
Duluth	8	0	0	8 / 8	100%
Granite Falls	4	1	1	3 / 3	*
Hennepin North	5	0	0	5 / 5	100%
Hennepin South	16	0	0	16 / 16	100%
Minneapolis	10	3	2	7 / 7	100%
Northeast Metro	18	1	1	16 / 17	94%
Red Wing	4	1	1	3 / 3	*
Rochester	26	6	2	19 / 20	95%
St. Cloud	28	4	3	23 / 24	96%
St. Paul	17	7	4	7 / 10	70%

Child Care Provider/Assistant

Red Wing	5	0	0	5 / 5	100%
----------	---	---	---	-------	------

* Related Employment Rate is not given if there are 3 or less graduates available for work because this is not enough to draw accurate conclusions about program success. See page 3 for the definitions of unavailable and available. Only available graduates are counted in the related employment rate.

The program titles listed here may not be the same as the program title at a given technical college. Contact the college directly (see the directory in Section 6) to determine the current title of a given program.

PROGRAM COMPARISON REPORT

Campus or Location	Total # Graduates	Total # of Graduates unavailable for work →	# Unavailable because continuing their education	Related Employment Ratio: # of Graduates in related work / Total # of Grads. available for work →	% of Available Graduates in related work. (Based on related employment ratio.)
--------------------	-------------------	---	--	--	---

Commercial Garment & Apparel Worker

Minneapolis	3	0	0	3 / 3	*
St. Paul	14	7	0	5 / 7	71%

Custodial, Housekeeping & Home Serv. Workers & Mgrs., Other

Albert Lea	2	1	1	1 / 1	*
Bemidji	6	0	0	6 / 6	100%
Brainerd	4	2	1	2 / 2	*
Pine	12	6	2	5 / 6	83%
Willmar	14	0	0	14 / 14	100%

Custodian/Caretaker

Northeast Metro	12	1	0	6 / 11	55%
-----------------	----	---	---	--------	-----

Dietician Assistant

Alexandria	15	2	1	10 / 13	77%
Northeast Metro	6	0	0	5 / 6	83%

* **Related Employment Rate** is not given if there are 3 or less graduates available for work because this is not enough to draw accurate conclusions about program success. See page 3 for the definitions of unavailable and available. Only available graduates are counted in the related employment rate.

The program titles listed here may not be the same as the program title at a given technical college. Contact the college directly (see the directory in Section 6) to determine the current title of a given program.

Section 4. Job Titles of Graduates

This section gives a listing of the job titles reported by 1994 Technical College graduates. These jobs were all determined to be related to the graduate's training program. There may have been more than one graduate with the same job title but each title is only listed once.

Program Title

Sample:

A related job title of a graduate from an *Accounting* program at a Minnesota Technical College- the job titles are listed alphabetically under each program title

Accounting A/P & Purchasing Order Clerk Account Billing Account Clerk Account Servicer	Membership Service Accountant Mutual Fund Accountant II Night Auditor Night Auditor/Accounts Payable Clerk Night Cashier	Proofer Receptionist Reconciler Sales Associate Secretary
---	--	---

BEST COPY AVAILABLE

4

Job Titles of Graduates

This Section gives a listing of job titles of graduates for each program. The job titles listed have been determined to be related to the graduate's education. (Even though a title may not appear to be related to the educational program, after analysis of the graduate's actual job duties, the job is in fact related. See further comments on *relatedness* in Section 1.)

All job titles are grouped together for each program title and each unique job title is listed only once. This will advise students on potential employment opportunities available to them upon program completion. They can also cross-reference this information to research specific job title information such as salary ranges.

Related Job Titles of Graduates

Accounting

A/P & Purchase Order Clerk
 Account Billing
 Account Clerk
 Account Servicer
 Accountant
 Accountant Clerk Ii
 Accountant/Bookkeeper
 Accountant/Business Manager
 Accountant/Business Owner
 Accountant/Estimator
 Accountant/Office Clerk
 Accountant/Office Manager
 Accounting Assistant
 Accounting Clerk
 Accounting Clerk/Proofer
 Accounting Manager
 Accounting Office Clerk
 Accounting Paraprofessional
 Accounting Specialist
 Accounting Supervisor
 Accounting Technician
 Accounts Manager
 Accounts Payable Accountant
 Accounts Payable Accounting Clerk
 Accounts Payable Administrator
 Accounts Payable Associate
 Accounts Payable Clerk
 Accounts Payable Clerk/Computer System Manager
 Accounts Payroll Clerk
 Accounts Receivable Accountant
 Accounts Receivable Assistant
 Accounts Receivable Clerk
 Accounts Receivable Specialist
 Accounts Receivable/Collections Clerk
 Administrative Assistant
 Administrative Assistant/Secretary
 Administrative Support Person
 Admitting Clerk/Billing Clerk
 Assistant Bookkeeper
 Assistant Payroll Clerk
 Auditor/Accountant
 Billing Coordinator
 Bookkeeper
 Bookkeeper/Receptionist
 Bookkeeper/Secretary
 Bookkeeper/Teller
 Business Manager
 Cage Cashier
 Cashier
 Cashier Supervisor/Bookkeeper
 City Route Manager
 Claims Examiner
 Clerk Typist/Bookkeeper
 Clubhouse Manager/Bookkeeper
 Computerized Contract Accounting Services Controller
 Cost Accountant
 Cost Analyst
 Customer Service Representative
 Debt Collector Specialist
 Desk Clerk/Night Auditor
 Dividend Reinvestment Cashier
 Estimator
 Finance Officer/City Administrator
 Financial Manager
 Financial Services Report Clerk
 Front Desk Supervisor/Payroll and Scheduling Clerk
 Group Membership Clerk
 Internal Auditor
 Inventory Control Clerk
 Junior Accountant
 Manager
 Manager/Bookkeeper

Membership Service Accountant
 Mutual Fund Accountant Ii
 Night Auditor
 Night Auditor/Accounts Payable Clerk
 Night Cashier
 Office Accountant
 Office Assistant
 Office Manager
 Owner/Treasurer
 Parish Accountant
 Payroll Account Controller
 Payroll Assistant
 Payroll Assistant/Tax Assistant
 Payroll Clerk/Accounts Payable Clerk
 Payroll Clerk/Small Business Salesman
 Payroll Director
 Postage Accounting Clerk
 Purchasing Accountant
 Purchasing Worker
 Quality Clerk
 Receptionist/Accounting Assistant
 Revenue Clerk
 Secretary
 Secretary/Bookkeeper
 Secretary/Receptionist/Bookkeeper
 Staff Accountant
 Tax Accountant
 Treasury Department Clerk

Accounting Technician

Account Clerk
 Account Service Representative
 Accountant
 Accounting Analyst
 Accounting Clerk
 Accounting Clerk Ii
 Accounting Clerk/Customer Service Representative
 Accounting Specialist I
 Accounts Payable Administrator
 Accounts Payable Bookkeeper
 Accounts Payable Clerk
 Accounts Receivable Clerk
 Accounts Receivable Representative
 Assistant Accountant
 Assistant Office Manager
 Assistant to Office Manager
 Bank Teller/Bookkeeper/Proof Operator
 Billing Clerk
 Billing Clerk/Data Entry
 Bookkeeper
 Bookkeeper/Clerk
 Bookkeeper/Secretary
 Bookkeeper/Secretary/Receptionist
 Bookkeeping Assistant
 Bookkeeping Clerk
 Business Office Secretary
 Cashier
 Certification Of Analysis Director/Shipping & Receiving
 Clerical Assistant
 Clerk Support Technician
 Credit Application Data Entry Clerk
 Credit Department
 Customer Service Representative/Teller
 Data Entry Clerk
 Data Entry Clerk/Cash Management Clerk
 Finance Loan Processor
 Insurance Clerk
 Loan Secretary
 New Car Biller
 Night Auditor
 Office Assistant
 Office Helper
 Office Manager
 Office Manager/Bookkeeper
 Proof Operator

Proofer
 Receptionist
 Reconciler
 Sales Associate
 Secretary
 Secretary/Bookkeeper
 Secretary/Program Officer
 Secretary/Receptionist
 Senior Accounts Payable Clerk
 Teller
 Zoning Secretary

Accounting, Other

Account Secretary
 Accountant
 Accounting Analyst
 Accounting Clerk
 Accounting Clerk/Secretary
 Accounting Manager
 Accounting Micro Computer Specialist
 Accounting Office Clerk
 Accounting Officer
 Accounting Paraprofessional
 Accounting Supervisor
 Accounts Manager
 Accounts Payable Associate
 Accounts Payable Clerk
 Accounts Receivable Clerk
 Accounts Receivable/Billing Clerk
 Administrative Assistant
 Administrative Assistant/Office Manager
 Assistant Payroll Clerk
 Billing Clerk
 Bookkeeper
 Cage Cashier
 Computer Operator Ii
 Credit Assistant
 Customer Service Representative
 Data Entry Clerk
 Estimator/Accountant
 Finance Officer/City Administrator
 Financial Aid Secretary
 Junior Accountant
 Office Administrator
 Office Assistant
 Office Manager
 Payroll Clerk
 Properties Processor
 Salesperson/Bookkeeper
 Secretary
 Secretary/Accountant/Office Personnel
 Secretary/Accounting Clerk
 Secretary/Bookkeeper
 Secretary/Receptionist
 Small Business Technician
 System Supervisor
 Technical Tutor
 Teller
 Teller/Proof Operator
 Word Processing Operator

Administrative Assistant/

Secretarial Science, General

Accounting Clerk
 Administrative Assistant
 Administrative Secretary
 Administrative Support/Part-time Assistant Manager
 Assistant City Clerk/Treasurer
 Assistant Registrar
 Assistant To The Secretaries
 Bookkeeper
 Bookkeeper/Secretary
 Bookkeeper/Teller
 Branch Office Administrator
 Branch Office Assistant
 Cashier
 Cashier/Accounts Payable & Warranty Clerk

Central Desk Clerk
Church Secretary
Circulation Department Clerk
City Clerk
Clerical Relief Person
Clerical Specialist
Clerk
Clerk II
Clerk Typist
Clerk Typist I
Clerk Typist II
Clerk/Assessors Office
Clerk/Payroll Entry Clerk
Client Service Representative Assistant
Corporate Travel Associate
Correspondence Editor
Correspondence Secretary
Customer Service Representative
Customer Service Secretary
Data Entry Clerk
Data Entry Clerk/Receptionist
Data Entry Operator
Data Entry Secretary
Emergency Services Secretary
Engineering Secretary
Executive Assistant
Executive Secretary
File Clerk/Receptionist
Filing Clerk
General Clerk
General Office Assistant Manager
General Secretary
Head Secretary/Receptionist
Home Health Coordinator
Hotel Trainee
Human Resource Secretary
Information Clerk
Information Management Specialist
Information Operator
Information Processing Specialist
Interview Assistant
Inventory Clerk
Legal Secretary
Library Assistant
License Center Technician
Loan Receptionist/Secretary
Management Information System Intake Specialist
Medical Administrative Secretary
Medical Clerk/Nurse Assistant
Medical Records Clerk
Medical Records Technician
Medical Secretary
Medical Transcriber
Medical Transcriptionist
Night Computer Operator
Office Administrator
Office Assistant
Office Assistant/Receptionist
Office Clerk
Office Manager
Operator/Secretary
Order Processor
Order Processor/Data Entry Operator
Payroll Secretary
Policy Typist
Property Manager
Quote Typist
Receptionist
Receptionist/Bookkeeper
Receptionist/Medical Transcriptionist
Receptionist/Secretary
Receptionist/Work Processor
Records Clerk
Sales and Marketing Secretary
Sales Clerk/Office Worker
Sales Representative

Sales Support Person
Secretarial Assistant
Secretary
Secretary II
Secretary/Assistant Office Manager
Secretary/Bookkeeper
Secretary/Chiropractic Assistant
Secretary/Clerk
Secretary/Computer Assistant
Secretary/Lab Technician
Secretary/Mail Clerk/Receptionist
Secretary/Office Manager
Secretary/Receptionist
Senior Sales Secretary/Manager
Service Support Specialist
Sr. Clerk
Telemarketer
Teller
Transcription Technician
Typesetter
Typist
Unit Clerk
Word Processing Secretary
Word Processing Secretary/Industrial Maintenance Tech
Word Processor
Word Processor/Secretary

Advertising

Account Executive
Catalog Layout Designer
Customer Service Representative
Desktop Publisher
Freelance Designer
Sales
Sales Executive
Supervising Telemarketer

Agricultural Animal Husbandry & Production Management

Agriculture Instructor
Assistant Farm Manager
Assistant Herdperson
Dairy Farm Hired Hand
Dairy Manager
Farmer/Dairy Herdperson
Farmer/Hog Producer
Farrowing Manager
Farrowing Operation Manager
Herdperson
Hog Breeding Manager
Hog Farmer
Hog Production Manager
Hog Production Worker
Swine & Agronomy Farmer
Swine Herdperson
Swine Production Worker

Agricultural Business

/Agribusiness Operations

Ag Salesman
Ag Service Person
Agronomy Assistant
Agronomy Salesperson
Assistant Agronomist
Custom Applicator
Farm Feed Salesperson
Farm Hand
Farmer
Farmer/Backhoe Operator
Farmer/Operator
Feed Mill Operator
Feed Salesperson
Fertilizer Plant Assistant
Fertilizer Plant Employee
Fertilizer Salesperson & Serviceperson
Fertilizer Serviceperson
Herdperson

Laborer
Livestock Production Specialist/Farrowing Caretaker
Mill Worker
Parlor Supervisor
Plant Food Employee
Research Assistant
Route Sales & Service Person
Seed Plant Manager
Swine Herdperson Assistant

Agricultural Mechanization, General

Ag Mechanic
Diesel Farm Equipment Mechanic
Diesel Farm Equipment Mechanic/Farmer
Diesel Mechanic
Diesel Technician
Equipment Operator & Repairer
Farm Hand/Farm Equipment Repairer
Service Manager
Service Technician
Service Technician/Ag Mechanic
Service Technician/Consumer Products Mechanic

Agricultural Prod. Workers & Mgrs., General

Assistant Farm Manager
Custom Applicator/Tender Driver
Dairy Herdperson/Farmer
Farm Hand
Farm Operator
Farmer
Fertilizer Salesperson
Herdperson
Herdperson/Farmer
Hog Confinement Manager
Livestock Producer
Swine Herds Manager

Air Transportation Workers, Other

Aircraft Dispatcher
Assistant Aircraft Dispatcher
Crew Scheduler

Aircraft Mechanic/Technician,

Airframe

A & P Line Mechanic
A & P Mechanic
A & P Mechanic/Avionics Technician
A & P Mechanic/Painter Prepper
A & P Mechanics
Aircraft Cleaner
Aircraft Detailer
Aircraft Engine Mechanic
Aircraft Engine Mount Fabricator
Aircraft Entertainment System Field Service Technicia
Aircraft Exhaust Systems Fabricator
Aircraft Ground Service Technician
Aircraft Line Mechanic
Aircraft Line Service Agent
Aircraft Line Service Technician
Aircraft Line Service Technician & Mechanic
Aircraft Line Service/Aircraft Mechanic
Aircraft Loadmaster
Aircraft Mechanic
Aircraft Parts Cleaner & Service Technician
Aircraft Ramp Service Technician
Aircraft Service Ground Operations
Aircraft Service Technician
Aircraft Technical Services Manager
Airframe Mechanic
Apprentice A & P Mechanic
Assembly Line Mechanic
Assembly Mechanic
Aviation Field Mechanic

Related Job Titles of Graduates

Aviation Fuel & Engine Technical Service
 Representati
 Aviation Maintenance Technician/Upholsterer
 Aviation Mechanic
 Aviation Parts Stock Clerk
 Aviation Technician
 Avionics Technician
 Contract Aircraft Mechanic
 Electronic Technician
 Electronics Technician
 Equipment Service Employee
 Flight Line Serviceperson
 Freelance Aircraft Mechanic
 Helicopter Mechanic
 Journeyman Aircraft Mechanic
 Lead Lineworker
 Line Manager
 Lineworker
 Maintenance Assistant/Parts Person
 Maintenance Service Representative
 Mechanic/Jet Engine Mechanic
 Mechanics Assistant/Partsperson
 Parts Clerk
 Private Pilot Instructor/Mechanic
 Refueler
 Stores Clerk

Aquaculture Operations & Production Management

Aquaculture Intem
 Aquaculturist
 Assistant Biologist
 Biologist
 Fish Culturist
 Fisheries Technician
 Hatchery Maintenance Worker
 Hatchery Summer Aide
 Hatchery Technician I
 Hatchery Worker
 Primary Fish Culturist
 Service Technician

Architectural Drafting

Architectural Cad Drafter
 Architectural Drafter
 Architectural Draftsperson
 Architectural Project Manager
 Architectural Technician
 Architectural Cad Drafter
 Autocad Drafting Technician
 Autocad Operator
 Cabinet Designer
 Cad Drafter
 Cad Engineering Drafter
 CAD Operator
 Cad Operator, Project Manager
 Cad Structural Drafter
 Cad Technician
 City Desk Clerk/Building Materials Order Clerk
 Commercial Construction Estimator
 Commercial Construction Project Estimator
 Computer Drafter
 Construction Estimator/Laborer/Carpenter
 Department Sales Manager/Construction Estimator
 Designer/Drafter
 Designer/Sales Person
 Drafter
 Drafter/Cadd Operator
 Drafter/Designer
 Drafter/Estimator
 Drafter/Salesperson
 Drafting Technician
 Draftsman V
 Draftsperson
 Electrical Draftsperson
 Engineering Autocad Drafter
 Engineering Cad Drafter

Engineering Drafter
 Engineering Drafting Technician
 Engineering Technical Assistant
 Engineering Technician
 Estimator
 Licensed Contractor/Owner
 Mechanical Designer
 Millwork Estimator/Salesperson
 Office Manager
 Project Manager
 Salesperson/Estimator
 Structural Drafter
 Substitute Instructor

Auto/Automotive Body Repairer

Apprentice Auto Body Technician
 Assistant Auto Body Estimator/Auto Body Customer Serv
 Auto & Truck Body Repairer
 Auto Body Apprentice
 Auto Body Painter
 Auto Body Repair Person
 Auto Body Repair Person/Glass Installer
 Auto Body Repair Technician
 Auto Body Repairer
 Auto Body Repairperson
 Auto Body Shop Helper
 Auto Body Shop Manager/Owner
 Auto Body Technician
 Auto Body Worker
 Auto Dealership Owner/Auto Body Worker/Car Sales Agen
 Auto Detailer/Paint Preparer
 Auto Mechanic's Helper
 Auto Paint Prep Person
 Auto Paint Preparer
 Auto Painter/Auto Parts Technician
 Autobody Paint Prepper
 Autobody Paint Repairperson
 Autobody Painter's Assistant
 Autobody Person/Painter
 Autobody Prep Repairperson
 Autobody Repair Technician
 Autobody Repairperson
 Autobody Repairperson/Paint Person
 AutoBody Technician
 Body Man
 Body Person
 Body Shop Manager
 Body Shop Technician
 Bodyman/Painter
 Bodyperson/Painter
 Detailer
 Fabricator/Painter
 Lubrication & Service Specialist
 Manager/Auto Body Technician
 Owner/Auto Body Technician
 Paint Prep Auto Repairperson
 Paint Prep Person
 Paint Preparer
 Paint Prepper/Body Worker
 Paint Shop Worker
 Painter
 Painters Helper
 Pre-Wirer
 Prep Technician
 Touch Up Repair Technician
 Truck Painter

Auto/Automotive Mechanic/Technician

Alignment Technician/Mechanic
 Assistant Manager/Auto Technician
 Auto & Truck Technician
 Auto Body Shop Owner
 Auto Component Repairer
 Auto Machinist Mechanic
 Auto Mechanic

Auto Mechanic/Dispatcher
 Auto Mechanic/Gas Attendant
 Auto Mechanic/Gas Station Attendant
 Auto Mechanic/Tire & Battery Installer
 Auto Repair Business Owner and Operator
 Auto Service Technician
 Auto Technician
 Auto Technician/Manager
 Auto Vehicle Dismantler
 Automobile Technician
 Automotive Diagnostic Technician
 Automotive Mechanic
 Automotive Mechanic/Technician
 Automotive Service Technician
 Automotive Technician
 Automotive Technician/Business Owner
 Automotive Technician/Mechanic
 Car Chief
 Diagnostic Specialist
 Diagnostic Technician
 Diesel Mechanic
 Driveability Technician
 Engine Mechanic
 Entry-Level Truck Technician
 General Auto Technician
 General Automotive & Truck Mechanic
 General Mechanic
 General Service Technician
 Head Mechanic
 Head Truck Mechanic
 Light Pickup Mechanic/Cement Finisher
 Line Mechanic
 Lube Technician
 Lube Technician/Tire Technician
 Maintenance Mechanic
 Maintenance Technician
 Manager/Serviceperson
 Master Technician/Wrecker Driver
 Mechanic
 Mechanic Helper
 Mechanic/Service Attendant
 Mechanic/Tire Repairer
 Owner/Auto Mechanic
 Parts Person
 Parts Salesperson
 Parts Service Clerk
 Race Car Mechanic
 Service Attendant
 Service Consultant/Manager
 Service Station Technician
 Service Technician
 Small Mechanic
 Technician
 Tire Mechanic
 Tire Mounter
 Tire Technician
 Vehicle Service Advisor
 Wiring & Airconditioning Mechanic

Aviation Management

Freight Handler
 Sales & Marketing Representative

Aviation Systems & Avionics

Maintenance Technologist /Technician

A & P Mechanic
 A & P Mechanic/Avionics Technician
 Aviation Technician
 Avionics Technician
 Avionics Trainer
 Communications Technician
 Communications Technician/Salesperson
 Electrical Wirer
 Electronic Technician
 R & E Mechanic
 Technician
 Telecommunication Technician

Video Gamer Repair Person

Baker/Pastry Chef

Assistant Baker
Cake Decorator
Counter Helper

Banking & Financial Support Serv.

Bank Deposits Data Processing Clerk
Bank Teller
Check Processor
Check Return Clerk
Credit Union Member Service Representative
Teller

Barber/Hairstylist

Barber
Barber/Stylist

Biomedical Engineering-Related

Technology/Technician

Bio-Medical Engineer Technician
Bio-Medical Equipment DOS System Design Technician
Bio-Medical Equipment Technician
Bio-Medical Technical Tutor
Bio-Medical Technician
Biomedical Technician
Customer Support Representative
Electronic Technician
Field Service Engineer
Medical Device Engineering Technician
Medical Equipment Repair Technician
Service Technician

Building/Property Maintenance & Manager

Appliance Service Technician
Assistant Maintenance Director
Building Engineer
Building Maintainer
Building Maintenance
Building Maintenance Engineer
Building Maintenance Engineer/Owner
Building Maintenance Mechanic
Building Mechanic
Building Operator/Equipment Maintainer
Building Service Technician
Building Services Person
Conveyance Mechanic
Custodian
Custodian Engineer
Electronic Manufacturing Engineer
Facility Maintenance Mechanic
General Maintenance Worker
Heating & Air Conditioning Technician
Hotel Building Engineer
Installer
Janitor
Maintenance Engineer
Maintenance Manager
Maintenance Mechanic
Maintenance Mechanic Supervisor
Maintenance Person
Maintenance Supervisor
Maintenance Technician
Maintenance Troubleshooter
Maintenance Worker
Pipe Fitter
Plumber
Refrigeration Technician
Restaurant Maintenance Mechanic
Stationary Engineer
Utility Engineer
Utility Worker
Word Processing Secretary/Industrial Maintenance Tech

Business & Personal Serv. Mkt.

Op., Other

Graphic Artist
Illustrator

Business Administration & Mgmt.,

General

Accounting Services Clerk

Business Computer Facilities

Operator

Administrative Assistant
Bookkeeper
Bookstore Manager
Computer and Software Installation Technician/LAN Adm
Computer Client Service Representative
Computer Documentation Technician
Computer Help Desk Technician
Computer Operator
Computer Programmer
Computer Repair Technician
Computer Repair Technician/Computer Operator
Computer Salesperson
Computer Software Support Specialist
Computer Support Secretary
Computer Support Technician
Computer Technician
Cost Accountant
Customer Support Specialist
Data Communications Support Technician
Data Entry Clerk
Data Entry Operator
Data Technician
Desktop Publisher
Document Control Expediter
Executive Computer Search Recruiter
Information Support Specialist
Microcomputer Packaging Tracking Specialist/Reception
Microcomputer Support Specialist
Office Manager/Bookkeeper
Payroll Clerk
Programmer
Programmer Analyst
Programming Department Manager/Programmer
Quality Controller
Sales Specialist
Secretary
Secretary/Accountant/Office Personnel
Secretary/Computer Operator
Secretary/Data Entry Worker
Systems Administrator

Business Computer

Programming/Programmer

Analyst/Computer Operator
Applications Programmer
Associate Programmer
Associate Software Engineer
Cobol Programmer
Computer Network Technician
Computer Operator/Programmer
Computer Operations Project Specialist
Computer Operator
Computer Operator/Programmer
Computer Operator/Programming Accounts Specialist
Computer Programmer
Computer Support Operator
Computer Technical Specialist
Consultant
Customer Support Representative
Data Entry Operator
Data Processing Operator

Direction Of Operations
Information Management Coordinator
MIS Technician
Print Production Programmer
Programmer
Programmer Analyst
Programmer Analyst I
Programmer/Consultant
Programming Associate
Support Center Technician
Technical Consultant

Business Information & Data

Processing Serv., Other

Communications Technician
Computer Hardware Coordinator
Computer Technician/Salesperson
Escalation Technician
Junior Electronics Technician
Network Administrative Assistant
Network Technician
Project Coordinator
Salesperson/Service Technician
Service Technician
System Support Person
Telecommunications Analyst I
Wiring System Technician

Business Machine Repairer

Copier Technician
Field Service Technician
Instruction Aide Specialist
Technical Engineer
Technical Support Engineer

Business Systems Networking & Telecommunications

Competency Based Training Associate
Computer Center Administrator
Computer Field Engineer
Computer Field Technician
Computer Help Line Worker
Computer Operator
Computer Support Person
Computer Support Specialist
Computer Technical Support Specialist
Computer Technician/Programmer
Customer Service Software Technician
Data Communications/User Support
Data Entry Operator
File Management Specialist
Help Desk
Help Desk Technician
Lan Administrator
LAN Analyst/LAN Manager
Management Information Systems Coordinator
Mis Manager
Network Systems Specialist
On Line Computer Support
On-Line Information Agent
Pc Support Specialist
Skills Center Technical Specialist
Software Support Analyst
Software Support Technician
Software Technician
Technical Tutor

Cabinet Maker & Millworker

Apprentice Cabinetmaker
Cabinet Machine Operator
Cabinet Making Shop Owner and Worker
Cabinetmaker
Cabinetmakers Helper
CNC Router Operator
Independent Cabinet Making Contractor
Laminate Specialist
Woodworking General Manager

Related Job Titles of Graduates

Carpenter

Apprentice Carpenter
Assembler
Assistant Carpenter
Cabinet Builder
Cabinet Maker
Cabinetmaker
Carpenter
Carpenter Helper
Carpenter/Construction Worker
Carpenter/Laborer
Carpenter/Owner
Carpentry Contractor
Carpentry Crew Leader
Carpentry Sub Contractor
Cement Finisher
Commercial Carpenter/Construction Worker
Construction Contractor
Construction Laborer
Construction Laborer/Equipment Operator
Construction Worker
Contractor
Finish Carpenter
Floor Installer
Framer
Framer Sub Contractor
Framing Carpenter
Installer
Laborer
Lumber Salesperson
Maintenance Worker
Millworker
Remodeler
Roofer
Rough Framer
Round Top Bender
Sales Specialist
Siding Applicator
Subcontractor
Truss Maker

Cartography

Administrator Specialist/GIS Specialist
Civil Technician
Gis Technician

Child Care & Guidance Workers & Mgrs., General

Aide
Assistant Infant Teacher
Assistant Preschool Teacher
Assistant Teacher
Caregiver Assistant
Center Based Co-Teacher
Child Care Assistant
Child Care Assistant Teacher
Child Care Worker
Child Crisis Care Provider
Child Development Assistant
Child Development Screener
Child Development Teacher
Day Care Aide
Day Care Provider
Early Childhood Educator
Educational Assistant
Family Resource Worker
Group Home Assistant
Group Home Resident Assistant
Head Start Teacher
Head Teacher
ILS Assistant
In-Home Day Care Provider
Infant Assistant Teacher
Infant Teacher
Job Coach
Kindergarten Teacher
Lead Teacher
Licensed Child Care Provider

Management Aide
Nanny
Parent Coordinator
Personal Care Attendant
Pre-School Assistant Teacher
Pre-School Teacher
Preschool I Teacher
Preschool Teacher
Pupil Support Aide
Sibling Care Supervisor
Site Aide
Special Education Aide
Special Education Assistant
Special Education Teacher Aide
Substitute Teacher
Teacher
Teacher Assistant
Teacher's Aide
Teacher's Assistant
Teaching Assistant
Toddler Teacher
Toddlers Aide

Child Care Provider/Assistant

Nanny
Owner/Childcare Center Director

Civil Engineering/Civil Technology

Assist Engineering Technician
Assistant Engineering Technician
Autocad Technician
Bituminous Lab Technician
Cad Drafter
Civil Engineering Assistant
Civil Engineering Technician
Civil Technology Assistant Engineer
Civil Technology Construction Inspector
Civil Technology Surveyor
Civil Technology Transportation Assistant
Computer Drafter
Construction Surveyor
Engineering Technician
Highway Technician
Inspector
Instrument Person
Junior Civil Engineer Technician
Land Surveyor
Rodperson
Survey Crew Member
Survey Crew Person
Survey Technician
Surveyor
Technician

Commercial Garment & Apparel Worker

Alterationist
Fur Finisher
Production Sewer
Sewer
Tailor

Commercial Photography

Advertising Photographer
Assistant Photographer
Digital Imaging Specialist/Photographer
Freelance Photography Assistant
Photographer
Photographer's Assistant
Photography Assistant

Communication Systems Installer & Repairer

Alarm & Security Technician
Bench Repair Technician
Cable Installer
Cable Installer Technician
Cable Puller
Cable Technician
Cable TV Technician

Cell Site Technician
Combination Person
Electronic Technician
Field Engineer
Installation Technician
Installer
Installer/Repairer
Installer/Service Technician
Lineworker
Locator
Mobile Electronic Technician
Phone Installer/Security System Installer
Public TV Master Switch Operator
Residential Installer
Service Technician
Splicer
Systems Manager Technician
Telecommunications Installer
Telecommunications Maintenance Technician
Telecommunications Plant Technician
Telephone Field Service Technician
Telephone Installer
Telephone Installer/Crew Leader
Telephone Installer/Repairperson
Telephone Repairperson
Telephone Service Technician
Telephone Technician
Two-Way Communications Technician
Video Repair Technician

Communications

Technologies/Technicians, Other

Audio Engineer
Audio Equipment Promotions Assistant
Audio Sales Person
Digital Audio Work Station Sales Agent
Freelance Audio Engineer
Installation Specialist
Installer/Field Service Technician
Recording Specialist
Self-Employed Audio Engineering and Recording Consult
Service Technician/Installer
Sound and Lighting Engineer

Communications, General

911 Operator
Alarm Operator/Dispatcher
Corrections Officer
County Sheriff Radio Dispatcher
Dispatcher
Police Department Receptionist
Police Dispatcher
Public Safety Communicator/911 Operator
Security Alarm Response Dispatcher
Security Dispatcher
Telecommunicator/Emergency Call Dispatcher

Communications, Other

Cable Subcontractor
Cable Technician
Communications Installer
Computer Service Technician
Field Technician
Installation & Repair Technician
Job Training Instructor
LAN & WAN Technical Specialist
Network Assistant
Operations Technician
Phone Technical Specialist I
Plant Technician
Technical Specialist 1
Telecommunication Technician
Telecommunication Wirer
Telecommunications Service Technician
Telecommunications Technician
Temporary Technician

**Computer Engineering
Technology/Technician**

Computer Operator
Electrical Apprentice
Electronic Technician
Electronics Technician
Microcomputer Technician

**Computer Maintenance
Technologist/Technician**

Computer Technician
Office Equipment Technician

Construction Trades, Other

Assembly Person
Construction Maintenance Technician
Gas Helper
Gas Line Inspector/Helper
Gas Line Servicer

Cosmetologist

Aesthetician
Aesthetician/Cosmetologist
Assistant Beauty Supply Store Manager
Beautician
Beauty Operator
Chemical Cosmetology Technician
Cosmetologist
Cosmetologist/Receptionist
Cosmetologist/Stylist
Cosmetology Product Trainer
Designer/Stylist
Hair Dresser/Barber
Hair Stylist
Hairstylist
Manicurist
Nail Technician
Nail Technician
Personal Grooming Attendant
Stylist
Stylist Apprentice
Stylist/Nail Technician
Stylist/Trainee

Court Reporter

Court Reporter

Culinary Arts/Chef Training

Assistant Baker
Assistant Chef
Assistant Cook
Assistant Kitchen Manager
Assistant Meat Cutter
Assistant Pastry Chef
Baker
Bakery Assistant
Banquet Cook
Broiler Chef
Broiler Cook
Butcher/Line Cook
Caterer
Catering Assistant
Catering Manager
Chef
Chef Training Technical Tutor
Commissary Cook
Cook
Cook Helper
Cooks Helper
Deli Worker
Dishwasher
Feeding Assistant
Food Coordinator
Food Preparation Person
Food Preparer
Food Production Worker
Food Service Crew Manager
Food Service/Chef Instructor
Fry Cook

Fry Cook/Pizza Cook
Grill Cook
Head Chef
Head Cook
Kitchen Assistant
Kitchen Manager
Lead Line Cook
Lead Prep Cook
Line Chef
Line Cook
Pantry Chef
Pantry Cook
Pastry Chef
Pastry Chef Assistant
Pastry Cook
Prep Cook
Prep Cook-Line Cook
Restaurant Manager
Salad Bar Chef
Saute Chef
Short Order Cook
Sous Chef
Supervisor

**Custodial, Housekeeping & Home
Serv. Workers & Mgrs.,**

Aide
Cashier
Child Care Assistant
Clerk
Cook
Counselor
Custodian
Dishwasher
Farm Assistant
Food Service Assistant/Cook
Food Service Worker
Housekeeper
Janitor
Kitchen Helper/Custodial Helper
Machine Operator
Maintenance Worker
Nanny
Prep Cook
Production Worker
Sales Associate
Stock Clerk
Stockperson
Stockperson/Sales Clerk
Welder

Custodian/Caretaker

Building Cleaner
Custodian
Janitor
Lead Custodian

Dental Assistant

Certified & Registered Dental Assistant
Certified Dental Assistant
Certified Registered Dental Assistant
Certified/Registered Dental Assistant
Chairside Assistant
Chairside Clinical Assistant
Chairside Dental Assistant
Clinical Chairside Assistant
Dental Assistant
Dental Assistant/Recall Secretary
Dental Assistant/Rover
Office Manager/Dental Assistant
Orthodontic Assistant
Registered Dental Assistant
Registered/Certified Dental Assistant

Dental Hygienist

Dental Assistant
Dental Hygienist

Dental Laboratory Technician

Dental Ceramist

Dental Lab Technician
Dental Metal Polisher
Dental Mold Technician
Dental Technician
Dental Technologist
Dental Waxer
Partial Denture Technician

**Desktop Publishing Equip.
Operator**

Administrator/Desktop Publisher
Advertising Artist
Art Creator/Scan Preparer
Artist/Adobe Illustrator
Color Art Proofer
Color Graphics Proofer
Computer Applications Advertising
Assistant/Sales Age
Creative Director/Marketing Materials Preparer
Customer Service Printing Representative
Desktop Publisher
Desktop Publishing Mac Operator
Digital Imaging Slide Preparer
Electronic Newsletter Publisher/Sales
Coordinator
Electronic Prepress Instructor
Electronic Publisher
Electronic Publishing Freelance Artist
Electronic Publishing Instructor/Substitute
Electronic Publishing Technician
Graphic Artist
Graphic Designer
Graphic Specialist
Graphics Associate
Ink Formulator
Logo Artist/Drafter
Macintosh Operator/Pre-Press Art Redesigner
Newsletter Layout Designer
Postal Advertising Production Technician
Pre-press Camera Helper
Printing And Graphics Sales Person
Printing Service Coordinator
Production Artist
Production Assistant
Promotional Materials Assistant Director
Senior Document Publishing Specialist
Technician/Graphics Department

Diesel Engine Mechanic & Repairer

Ag Equipment Mechanic
Apprentice Truck Mechanic
Bus Mechanic
Diesel Farm Equipment Technician
Diesel Fuel Injection Specialist/Mechanic
Diesel Mechanic
Diesel Mechanic/Driver/Yard Person
Diesel Service Technician
Diesel Technician
Diesel Tractor and Trailer Apprentice Mechanic
Diesel Truck Mechanic
Diesel Truck Technician
Farm Equipment Mechanic
Farm Tractor Mechanic
Fuel System Specialist
Heavy Duty Mechanic
Heavy Equipment Mechanic
Heavy Equipment Operator/Mechanic
Heavy Truck Mechanic
Heavy Truck Technician
Journeyman Diesel Truck Mechanic
Lube Technician/Inspector
Mechanic
Refrigeration Mechanic
Salesperson
Shop Manager
Truck Diesel Mechanic
Truck Mechanic
Truck Technician

Related Job Titles of Graduates

Dietician Assistant

Assistant Dietary Director
Assistant Dietary Manager
Certified Dietary Manager/Supervisor/Aide
Cook
Dietary Manager
Dietary Manager Assistant
Dietary Supervisor
Dietetic Technician
Dietetic Technician/Assistant Food Service Director
Dietetic Technician/Food Service Supervisor
Food Quality Dietetic Technician
Food Service Worker
Head Cook/Food Service Manager
Nutrition Manager
Nutrition Services Supervisor

Educational/Instructional Media

Technologist/Technician

Computer Artist
Educational Software Quality Assurance Technician
Graphic Sign Artist/Sign Production Worker
On-Air Switcher
Special Event Audio Visual Coordinator

Electrical & Electronics Equip.

Installer & Repairer,

Electro-Mechanical Test Technician
Electronic Technician
Electronics Technician
Engineering Technician
Game Technician
Machine Technician
Maintenance Technician
Repair Technician
Service & Repair Technician
Service Technician

Electrical & Electronics Equip.

Installer & Repairer,

Electrician
Electronic Music Technician
Electronic Technician
Maintenance Roundsperson/Troubleshooter
Motor Repair Technician
Owner/Rewinder

Electrical & Power Transmission

Installer, General

Electrical Utility Technician A
Engineering Technician
Field Service Technician

Electrical, Electronic and

Communications Engineering

Amusement Repairer/Route Collector
Assistant Engineer/On Air Personality
Assistant Signaler
Audio & Video Installation Technician
Aviation Mechanic
Boiler Maintenance Person
Broadcast Engineer
Circuit Board Printer
Communications Technician
Computer Builder/Quality Inspector
Computer Repair Technician
Computer Software Installer
Computer Specialist
Computer Technician
Copier Repair Technician
Copier Repairer
Copier Service Technician
Customer Service Technician
Debug Technician
Disc Quality Control Technician
Electrical Circuit Board Test Technician
Electrician

Electro-Mechanical Test Technician
Electronic Appliance Service Technician
Electronic Assembler
Electronic Equipment Repairer/Client Service Represen
Electronic Maintenance Worker
Electronic Product Specialist
Electronic Production Technician
Electronic Sales & Service
Electronic Service Technician
Electronic Technical Foreman
Electronic Technician
Electronic Technician/Maintenance Worker
Electronic Technician/Production Worker
Electronic Test Technician
Electronics Instructor
Electronics Technician
Electronics Tester
Engineer
Engineering Technician
Field Service Technician
General Electronic Worker
Installation Technician
Installer I
Installer Technician
Maintenance Electrician
Maintenance Technician
Maintenance Technician II
Manufacturing Technician
Phone Repairer/Customer Support Specialist
Production Assembler
Production Specialist
Production Technician
Production Worker
Quality Technician I
R & D Assistant
R & D Electronics Technician
Radio Technician
Repair Technician
Repair Technician
Satellite & Computer Technician
Senior Electronic Assembler
Senior Machining Technician
Service & Repair Technician
Service Coordinator
Service Technician
Systems Installer
Systems Technician
Technician
Test Technician
Tower Hand/Electrical Maintenance

Electrical/Electronics Drafting

Cad Electrical Project Drafter
Cad Technician
Cad Technician/Drafter
Drafter
Drafter/Field Inspector
Drafting Technician
Electrical Design Drafter
Electrical Designer
Electrical Field Engineer
Product Information Specialist
Sprinkler Draftsperson

Electrician

Apprentice Electrician
Apprentice Wireworker
Computer Equipment Repairer
Computer Repairer
Construction Electrician
Electrical Alarm Wiring Installer
Electrical Apprentice
Electrical Automation Technician
Electrical Equipment Systems Manager
Electrical Maintenance
Electrical Maintenance Apprentice
Electrical Maintenance Mechanic

Electrical Maintenance Technician
Electrical Salesperson
Electrical Service & Sales Person
Electrical Technician
Electrical Wireworker
Electrician
Electrician Apprentice
Electrician's Apprentice
Electrician's Helper
Electronics Technician
Engineering Technician
Estimator
Fixture Maintenance Technician
Heating & Cooling Repair Technician
HVAC Installer
HVAC Installer/Technician
HVAC Maintenance Person
HVAC Repair Technician
Industrial Electrician
Inside Wireworker Apprentice
Installer
Inventory Clerk
Journeyman Electrician
Low Voltage Installer
Maintenance Crew Worker
Maintenance Electrician
Maintenance Technician
Operations Technician/Electrician
Plant Manager
PLC Engineer
Residential Electric Installer
Residential Electrician Trainee
Service Technician
Underground Cable Installer

Electroencephalograph Technologist/Technician

EEG Technologist

Electromechanical Instrumentation & Maintenance

Technician/Technician

Industrial Lab Technician
Manufacturing Technician

Electromechanical

Technologist/Technician

Electrical Maintenance Mechanic
Electronic & Mechanical Help Desk Person
Field Service Technician
Manufacturing Engineering Technician
Welder

Emergency Medical

Technologist/Technician

ALS Paramedic
Captain/Firefighter
Emergency Medical Technician
Emergency Medical Technician-Intermediate
Emergency Medical
Technician/Firefighter/Ambulance Dr
Fire Fighter
Fire Fighter/Paramedic
Fire Marshall/Paramedic
Firefighter/Paramedic
Medic
Paramedic
Paramedic Training Officer
Paramedic, VST
Paramedic/Firefighter
Paramedic/Instructor

Enterprise Mgmt. & Operation,

General

Assistant Manager
Jewelry Arts & Crafts Entrepreneur
Office Manager/Field Technician
Realtor/Salesperson
Salesperson

Special Representative
Supervisor/Manager
**Environmental & Pollution Control
Technologist/Technician**

Lab Technician
Wastewater Plant Operator
**Environmental Control
Technician/Technician, Oth.**

Central Processing Aide
Central Service Materials Technician
Central Service Technician
Chemical Lab Technician
Chemical Technician
Chemist Aide
Environmental Analyst
Environmental Lab Technician
Industrial Chemical Lab Technician
Industrial Lab Technician
Lab Assistant
Lab Technician
Laboratory Technician
Medial Case Cart Technician
Medical Instrument Specialist
Medical Lab Technician
Medical Reprocessing Attendant
Medical Supply Distribution Aide
Product Tester
Product Tester/Lab Technician
Water Purification Lab Technician

Fashion Merchandising

1st Assistant Manager
2nd Assistant Manager
Assistant Manager
Assistant Manager/Trainee
Beauty Product Consultant
Department Head
Department Manager
Fashion Store Manager
Junior Department Head
Manager
Manager Trainee
Merchandiser Assistant
Real Estate Agent
Sales Associate
Sales Associate/Jewelers Assistant
Sales Clerk
Sales Consultant
Sales Person
Salesperson
Second Assistant Manager
Store Manager
Supervisor/Manager

Financial Mgmt. & Serv., Other

Account Representative
Administrative Assistant
Appraiser
Assistant Manager
Bank Teller
Bookkeeper
Collections Trainee
Credit Analyst
Customer Service Representative
Financial Aid Administrator
Financial Clerk
Financial Services Representative
Insurance Agent
Loan Officer
Loan Servicing Representative/Internal Auditor
Trainee
Loan Teller
Personal Banker/Consumer Lender
Plan Specialist
Receptionist/Financial Aide Assistant
Receptionist/Loan Processor
Rental Fleet Clerk

Sales Service Manager
Support Analyst
Switchboard Operator/Accounting Clerk
Teller

Fire Serv. Administration
Emergency Medical Technician
Firefighter
Firefighter/Emergency Medical Technician

Floristry Marketing Operations
Floral Designer
Floral Designer/Salesperson
Fresh Flower Designer/Salesperson
Grower/Owner
Plant Maintenance Technician

**Food & Beverage/Restaurant
Operations Manager**
Baker
Key Manager
Kitchen Helper
Supervisor

**Food Products Retailing &
Wholesaling Op.**

Assistant Deli Manager
Grocery Manager
Service Counter Worker
Stocker/Cashier

Food Sciences & Technology

Laboratory Technician
Quality Assurance Technician
Quality Control Technician

General Distribution Operations

Dispatcher
Freight Bill Auditor
Intemation Documentor/Biller
Rate Clerk
Shipping Clerk

**General Office/Clerical & Typing
Serv.**

Accounts Payable Clerk
Administrative Assistant
Claim Processor
Clerk Typist
Computer Operator
Customer Service Representative
Data Entry Clerk
Data Entry Operator
Data Processing Operator
Desktop Computer Graphics
Desktop Editor
Desktop Publisher
Desktop Publishing Secretary
Desktop Secretary
Electronic Pre-Press Operator
Financial Aid Assistant
Graphic Designer
Intermediate Clerk
Legal Secretary
Medical Secretary
Office Assistant
Office Clerk/Copier Programmer
Office Manager
Receptionist
Receptionist/Bookkeeper
Reprographics Specialist
Secretary
Secretary/Copy Processor
Shipping Clerk
Technical Publisher
Word Processor I

**General Retailing & Wholesaling
Op. & Skills, Other**

Account Executive
Account Representative

Assistant Manager
Auto Salesperson
Bill Collector
Collector
Customer Service Representative
Customer Service Technician
Fundraiser
General Manager
Level III Team Lead
Management Trainee
Manager
Manager Trainee
Manager Trainee/Assistant Manager
Manager/Owner
New Construction Salesperson
Office Manager
Order Selector
Parts Sales Person
Real Estate Agent
Retail Route Salesperson
Sales Associate
Sales Clerk
Sales Person
Sales Representative
Sales Representative/Management Trainee
Salesperson
Service Manager
Stocker/Sales Clerk
Supervisor/Customer Service Representative
Utility Person

**General Selling Skills & Sales
Operations**

Account Representative
Accounts Manager
Advertisement Salesperson
Advertising Representative
Agent/Staff Person
Assistant Buyer
Assistant Manager
Assistant Supervisor
Assistant Traffic Manager
Collections Manager
Counselor
Counter Salesperson
Credit Collector
Customer Service Person
Customer Service Representative
Dispatcher/Customer Service Representative
Grocery Stocker
Industrial Sales Consultant
Kitchen Manager
Marketing Representative
New Account Representative
Outside Sales Agent
Outside Sales Representative
Owner/Manager
Safety Advisor
Sales Associate
Sales Director
Sales Manager
Sales Person
Sales Professional
Sales Representative
Salesperson
Telephone Sales Representative

General Buying Operations

Associate Buyer
Buyer

General Retailing Operations

2nd Assistant Manager
Advertising Representative
Assistant Manager
Cashier
Cashier/Night Manager
Customer Service Representative
Department Manager

Related Job Titles of Graduates

Insurance Agent
Leasing Agent
Manager
Marketing Representative
Night Supervisor
Outside Sales Representative
Owner/Salesperson
Register Coordinator/Book Store Customer Assistant
Retail Student Assistant
Retailer Merchandise Puller/Stocker
Route Salesperson
Sales & Yard Security Person
Sales Associate
Sales Associate/Jewelers Assistant
Sales Associate/Merchandising Assistant
Sales Clerk/Area Leader
Sales Coordinator/Manager
Sales Manager/Supervisor
Sales Professional
Sales Representative
Salesperson
Salesperson/Maintenance Worker
Soft Line Lead
Sporting Goods Manager
Store Manager
Supervisor/Manager
Team Leader/Sales Associate
Territory Salesperson

Graphic & Printing Equip. Operator,

General

Ad Designer
Artist
Assistant Press Operator
Binder
Bindery Helper
Bindery Operator
Bindery Press Operator
Bindery/Counter Person
Camera Operator/Stripper
Color Proofer/Stripper
Color Separation Operator
Compositor
Digital Imager
Duplicator Operator
Freelance Graphic Artist/Designer
Graphic Artist
Graphic Designer
Graphic Preparer
Graphics Technician
Group Leader/Order Taker
Heidelberg Press Operator
Layout Specialist
Letter Designer/Layout & Cutout Person
Multi-Media Specialist
Multimedia Freelancer
Multimedia Specialist
Office Manager/Camera Technician/Salesperson
Paper Binder
Platemaker / Proofer
Platemaker/Pre-Press
Plater/Proofer
Plater/Stripper
Pre Press Studio Streamer
Pre Press Technician
Pre-Press Camera Person
Pre-Press Operator
Prepress Typesetter/Graphic Artist
Press Assistant
Press Feeder
Press Helper
Press Operator
Presser
Pressroom Operator
Printer

Printer/Owner
Printing Estimator/Customer Service
Printing Press Feeder
Printing Press Helper
Proofer
Proofer/Compositor
Reprographics Assistant
Small Press Operator
Sports Editor
Stripper
Stripper/Graphic Artist
Stripper/Platemaker
Typesetter

Graphic & Printing Equip. Operators, Other

Designer
Desktop Editor
Drafter/Illustrator
Graphic Artist
Graphic Designer
Illustrator/Writer
Pre-Press Operator
Pre-Press Preparer
Prepress Mac Operator
Press Helper/Assistant Art Director
Printing And Graphics Sales Person
Production Technician
Proofer
Technical Illustrator/Graphic Artist
Technical Publisher

Graphic Design, Commercial Art & Illustration

Advertising Aide
Advertising Artist
Bindery Worker
Commercial Art Director
Commercial Artist
Commercial Technician Illustrator
Composer
Composing Person
Computer Typesetter/Pre-Press Art Preparer
Custom Printer
Design Assistant
Designer
Digital Mapper
Editor Assistant
Electronic Graphics Technician
Electronic Production Designer
Engraver
Freelancer
Glass Bender
Graphic Artist
Graphic Artist/Typesetter
Graphic Assistant
Graphic Designer
Illustration & Design Contractor
Imaging Technician
Jr. Designer
Keyliner
Layout Artist
Layout Artist/Designer
Neon Bender
Neon Sign Bender
Neon Tube Bender
Pre-Press Designer
Press Operator
Production Artist
Production Artist/Network Technician
Production Assistant
Sign Maker
Sign Painter
Spotter
Technical Tutor
Typesetter
Typesetter/Layout Specialist
Vinyl Designer

Greenhouse Operations & Management

Floral Designer
Garden Center Owner
Greenhouse Grower
Interior Foliage Horticulture Technician
Laborer
Sales Clerk

Gunsmith

Gunsmith
Gunsmith Tool Crib Manager
Gunsmithing Owner/Operator
Self-Employed Gunsmith

Health & Medical Assistants, Other

Activity Assistant
Activity Coordinator
Case Manager
Chiropractic Technician
Receptionist
Therapeutic Recreation Assistant

Health Unit Coordinator/Ward Clerk

Administrative Clerk
Chiropractic Technician
Critical Care Unit Coordinator
ER Coordinator
Health Unit Coordinator
Health Unit Coordinator/CNA
Health Unit Coordinator/Medical Receptionist
Health Unit Manager
Health Unit Secretary
Hospital Registrar
Laboratory Clerk
Materials Management Clerk
Medical Center Receptionist
Medical Claims Reviewer
Medical Clinic Receptionist
Medical Office Clerk
Medical Receptionist
Medical Records Clerk
Medical Secretary
Medical Station Clerk
Nursing Assistant
Schedule Coordinator
Service Coordinator
Station Secretary
Unit Coordinator
Unit Secretary
Ward Clerk
Ward Secretary
Ward Secretary/Telemetry Technician

Heating, Air Conditioning & Refrigeration Mechanic & Repairer

AC/Refrigeration & Heating Technician
Air Conditioning & Refrigeration Helper
Air Conditioning Equipment Test Technician
Air Conditioning Mechanic/Installer
Appliance Repair Technician
Appliance Service Technician
Apprentice HVAC Technician
Boiler Operator
Building And Grounds Supervisor
Building and HVAC Maintenance Person
Building Engineer
Building Equipment Repair
City Desk Clerk
City Desk Salesperson
Commercial Heating/Air Conditioning
Apprentice Techni
General Maintenance Worker
Heating & A/C Technician
Heating & Air Conditioning Installation & Service Tec
Heating & Air Conditioning Service Technician

Heating & Air Conditioning Technician
Heating & Air Conditioning/Custodian
Heating/Air Conditioning Technician
HVAC Maintenance Person
HVAC Maintenance Technician
HVAC Mechanical Maintenance Person
HVAC Pre-Apprentice/Truck Driver
HVAC Repairer
HVAC Residential Service Technician
HVAC Service Technician
HVAC Service Technician/Installation Technician
HVAC Shop Helper/Field Technician
HVAC Technician
Installation Service Technician
Installation Technician
Installer
Installer/HVAC Technician
Maintenance Technician
Maintenance Worker
Owner/Service Technician
Pipefitter/Service Technician
Plumber/HVAC Technician/Owner
Refrigeration and Heating Sales Representative
Refrigeration Technician
Repair Technician
Service & Repair Technician
Service Person
Service Plus Technician
Service Technician
Sheet Metal Technician
Sheet Metal Worker/Refrigeration Worker

Heavy Equipment Maintenance & Repairer

Ag Mechanic
Apprentice Diesel Mechanic
Apprentice Mechanic
Belly Dump Semi Driver
Construction Equipment Technician
Diesel Equipment Mechanic/Cowboy
Diesel Mechanic
Equipment Operator
Equipment Operator/Laborer
Finish Blade Operator
Heavy Equipment Mechanic
Heavy Equipment Operator
Highway Maintenance Worker
Laborer
Laborer/Operator
Mechanic Apprentice
Mechanic Trainer
Mechanic/Millwright
Mechanic/Operator
Operator
Operator Trainee
Scraper Operator
Service Technician
Truck & Trailer Mechanic
Truck Mechanic

Home Health Aide

Activity Aide
Assistant Teacher
Certified Nurse Assistant
Community Integration Program Specialist
Coordinator
Coordinator I
Coordinator II
Day Care Provider
Group Home Coordinator
Health Unit Coordinator
Home Health Aide
Human Resources Technician
Human Service Technician
Human Services Program Specialist
Human Services Technician

Instructor
Job Coach
Living Skills Instructor
Nurse Assistant
Nurses Aide
Nursing Assistant
One To One Coordinator
Paraprofessional
Personal Care Attendant
Program Counselor
Program Specialist II
Relief Advocate
Resident Advisor
Resident Assistant
Resident Counselor
Residential Coordinator
Residential Counselor
Resource Counselor
Teacher's Aide
Transition Assistant

Home Products Marketing Operations

Decorating Consultant
Furniture Designer/Sales Agent
Home Furnishing Sales Person
Home Furnishings Sales Associate
Interior Design Consultant
Interior Designer/Owner

Horticulture Services Operations & Management, Other

Interior Foliage Horticulture Technician
Interior Foliage Maintenance/Design

Hotel/Motel & Restaurant Mgmt.

Assistant Manager
Assistant Restaurant Manager
Dining Room Supervisor
Fast Food Supervisor
Front Desk Clerk
Manager
Property Administration
Restaurant Manager
Restaurant Training Supervisor

Human Resources Mgmt.

Administrative Assistant
Human Relations Training Specialist
Human Resource Manager
Human Resources Assistant
Human Resources Coordinator

Human Resources Mgmt., Other

Aircraft Maintenance Manager
Aircraft Mechanic
Assistant Manager
Dining Hall Coordinator
Facilities Coordinator
Inside Sales Administrator
Maintenance Operations Technician
Material Operations Manager
Mechanic
Police Lieutenant
Program Supervisor
Quality Supervisor
Scheduling Supervisor/Customer Service Coordinator
Shipping And Receiving Supervisor
Unit Manager

Hydraulic Technologist/Technician

Account Administrator
Assembler
Customer Service Representative
Electronic/Pneumatic Control Board Assembler
Engineering Technician
Fabrication Technician
Fluid Power & Electrical Technician
Fluid Power Parts Expediter

Fluid Power Technician
Hydraulic & Diesel Mechanic
Hydraulic Assembler
Hydraulic Equipment Account Manager
Hydraulic Equipment Service Technician
Hydraulic Equipment Tester/Cast Back Operator
Hydraulic Parts Inside Sales Person
Hydraulic Parts Inside Sales Person/Lab Technician
Hydraulic Shop Technician
Hydraulic Technician
Hydraulic Test Technician
Hydraulic/Pneumatic Maintenance Technician
Inside Salesperson
Inside Salesperson/Customer Service Representative
Inside Technical Salesperson
Junior Designer
Oil-Air Parts Inside Sales Person
Outside Sales/Product Specialist
Outside Salesperson/Engineering Manager
Pneumatics Technician
Power Unit Fabricator
Purchasing Manager
Research & Development Crew Leader
Service & Repair Technician
Service Technician
Technician
Test Lab Technician
Test Technician
Value Added Manager

Industrial Electronics Installer & Repairer

Maintenance Electrician

Industrial Equipment Maintenance & Repairers, Other

Apprentice Millwright
Maintenance Mechanic
Maintenance Mechanic/Millwright
Maintenance Person/Driver
Maintenance Worker
Mechanic/Welder
Millwright

Industrial Machinery Maintenance & Repairer

Boiler Operator Mechanic
Maintenance Assistant
Maintenance Engineer
Maintenance Mechanic

Industrial/Manufacturing

Technologist/Technician

Automated Control Builder
Automated Control Process Technician
Automated Equipment Assembler
Automated Equipment Field Repair Specialist
Automated Machine Assembler
Automated Machine Builder
Automated Machine Repair Technician
Automated Machinery Builder
Automated Packaging Equipment Service Technician
Automated Systems Technician
Chemical Desalter Technician
Chemical Technician
Electrical Technician
Electrician
Equipment Repair Technician
Field Electrician
Instrumentation/Control Technician
Lab Technician
Machine Adjuster
Maintenance Craftsperson
Maintenance Technician

Related Job Titles of Graduates

Manufacturing & Maintenance Technician
Mechanical Packer Assembler
Packaging Equipment Assembler
Packaging Technician
Preventative Maintenance Technician
Systems Maintenance Technician

Information Processing/Data Entry Technician

Administrative Assistant
Application Support Specialist/Administration Assista
Clerical Specialist
Clerk I
Clerk Typist/Data Entry
Computer Specialist
Data Entry Clerk
Data Entry Operator
Deputy Court Administrator
Fleet Manager's Assistant/Accounts Payable Clerk
Human Resources Assistant
Human Resources Secretary
Information System Specialist
Legal Secretary
Medical Transcriptionist
Office Assistant
Pharmacy Clerk
Production Control Clerk
Receptionist/Secretary
Secretary
Secretary/Bookkeeper/Receptionist
Telemarketer

Instrumentation

Technologist/Technician

Coating Operator
Electro/Mechanical Technician
Electronic Service Technician
Electronic Technician
Field Service Technician
Instrumentation Technician
Instrumentation Technician/Electrician
Apprentice
Laborer
Maintenance Mechanic
Maintenance Technician
Repair Inspector
Salesperson
Technician

Insurance & Risk Mgmt.

Auto Appraiser
Casualty Claim Representative
Claim Representative
Claims Adjuster
Claims Manager/Adjuster
Claims Representative
Estimator
Multi Line Adjuster
Multi Line Claim Representative
Property Adjuster
Property Desk Representative

Interior Design

Assistant Designer
Design Consultant/Sales
Designer
Interior Designer
Sales Assistant
Salesperson
Salesperson/Design Consultant
Salesperson/Designer

International Business Marketing

Air Export Agent
Export Documentation Clerk
Global Freight Logistics Coordinator
Import Coordinator
Import/Export Coordinator

International Documentation Clerk
International Trade Consultant

Kitchen Personnel/Cook & Assistant Training

Cook

Landscaping Operations & Management

Assistant Course Superintendent
Assistant Gardener
Designer/Owner
Garden Center Manager
Garden Center Salesperson/Plant Maintenance Worker
Greenhouse Technician
Grounds Crew Leader
Grounds Maintenance Designer
Landscape Assistant
Landscape Crew Leader
Landscape Crew Worker
Landscape Designer
Landscape Foreman
Landscape Installer
Landscape Technician
Landscaper
Nursery Assistant
Nursery Worker
Plant Maintenance Worker
Plant Technician
Retail Sales Manager
Yard Person

Laser and Optical

Technology/Technician

Laser Operator
Laser/Water Jet Operator

Law Enforcement/Police Science

Armored Security Guard
Arms Patrol Officer
Capitol Police Officer
Capitol Police Officer/State Patrol
Chief Of Police
Community Police Liaison
Community Service Officer
Correction Officer
Correctional Officer
Corrections Counselor
Corrections Guard
Corrections Officer
Corrections Officer I
Deputy
Deputy Sheriff
Dispatcher/Part-Time Police Officer
Field Supervisor
Guard
Jailer
Jailer/Dispatcher
Loss Prevention Manager
Loss Prevention Officer
Loss Prevention Specialist
Part-Time Patrol Officer
Patrol Officer
Peace Officer
Police Department Worker
Police Officer
Police Recruit
Private Investigator
Public Safety Officer
Security Driver
Security Guard
Security Guard/Asset Protect Specialist
Security Officer
Security Officer/Account Supervisor
Security Officer/Line Rover
Security Officer/Loss Prevention Specialist
Security Police Officer
Security Specialist

Security Supervisor
State Patrol Officer
Transport Guard

Legal Administrative Assistant/Secretary

Abstract Assistant
Accounts Payable Clerk
Administrative Assistant
Administrative Representative
Admissions Secretary
Agent/Clerical Employee
Airline Ticket Auditor
Bookkeeper
Business Clerk
Claims Administration Supervisor
Claims Examiner
Claims Specialist
Clerical Assistant
Clerical Support Person
Clerk II
Clerk Typist
Clerk Typist I
Clerk Typist III
Clerk/Office Assistant
Credit Assistant
Custom Services Representative
Customer Service Representative
Data Entry Clerk
Data Entry Secretary
Date Entry Clerk/Clerical Temporary
Deputy District Court Clerk
Desk Clerk
Document Processing Specialist
Document Verifier
Editorial Assistant
Executive Assistant
Financial Administrative Assistant
Front End Coordinator
Interview Assistant
Legal Administrative Secretary
Legal Assistant
Legal Coder
Legal Secretary
Legal Secretary Floater
Legal Secretary/Assistant
Legal Secretary/Medical Secretary
Legal Secretary/Office Manager
Legal Secretary/Paralegal
Legal Secretary/Receptionist
Office Assistant
Office Assistant/Secretary
Office Helper
Office Manager
Order Entry Clerk
Personnel Clerk
Project Assistant
Real Estate Closer
Real Estate Coordinator
Receptionist
Receptionist/Legal Secretary
Receptionist/Secretary
Receptionist/Switchboard Operator
Receptionist/Typist
Records Specialist
Secretarial/Data Entry
Secretary
Secretary/Bookkeeper
Secretary/Manager
Secretary/Receptionist
Senior Administrative Assistant
Staff and Schedule Coordinator
Switchboard Operator/Claims Typist
Teller
Temporary Relief Legal Secretary
Word Processing Secretary

Lineworker

1st Year Apprentice Lineman
Apprentice Lineworker
Cable Installer
Electrical Groundsman
Electrical Lineworker
Ground Worker
Line Crew Leader
Lineworker
Lineworker Apprentice
Third Step Lineworker

Locksmith & Safe Repairer

Locksmith
Locksmith/Manager
Locksmith/Owner
Locksmith/Shop Manager

Machine Shop Assistant

Apprentice Machinist
Apprentice Tool & Die Maker
Apprentice Toolmaker
CNC Lathe Operator
Cnc Machine Operator
CNC Machinist
CNC Operator
CNC Programmer
Die Maker
Die Setter
Machine Shop Setup Person
Machinist
Maintenance Technician
Production Engineer
Punch Press Operator
Tool & Die Maker
Tool Maker
Tool Room Machinist
Warehouse Worker

Machinist/Machine Technologist

Apprentice Machinist
Apprentice Mold Maker
Apprentice Mold Maker/Tool Maker
Apprentice Moldmaker
Apprentice Tool & Die Maker
Apprentice Toolmaker
Assembler
Class C Toolmaker
CNC & NC Machinist
Cnc Cam Operator
CNC Lathe Operator
Cnc Lathe/Mill Operator
Cnc Machine Specialist
CNC Machinist
Cnc Machinist Assistant Crew Leader
CNC Operator
CNC Programmer
CNC Programmer/Machinist
CNC Programmer/Operator
Cnc Set-Up Person
Computer Numerical Control Machinist
Die Maker
Engineering Technician
General Machinist
Grinding Machinist
Grinding Specialist
Jigs & Fixtures Machinist
Laborer
Laser Operator/Machinist
Machine Operator
Machine Operator A
Machine Tool Technician
Machinist
Machinist/Electronic Worker
Machinist/Moldmaker
Manufacture's Machine Sales Representative
Milling Machine Operator
Mold Maker
Mold Maker Trainee

Mold Maker/Programmer
Mold Maker/Tool Room Machinist
Mold Making/Machine Operator
Moldmaker
Moldmaker Machinist
NC/CNC Operator
Production Machine Student Tutor
Production Machinist
Screw Machine Operator
Shop Helper
Supervisor
Surface Grinder
Tool & Die Apprentice
Tool & Die Maker
Tool / Die Machinist
Tool Maker
Tool Maker/Fixture Maker
Tool Room Machinist
Tool Room Technician
Tool/Die Maker
Toolmaker
Toolmaker/Machinist
Wire E.D.M. Specialist

Major Appliance Installer & Repairer

Appliance & Refrigeration Repair Technician
Appliance Repair Technician
Appliance Repairer
Heating, Ventilation & Air Conditioning Technician
Kitchen Equipment Repairer/Heating and Cooling Repair
Service Technician

Marine Maintenance & Ship Repairer

Marine Engine Technician
Marine Mechanic
Marine Technician
Outboard Mechanic/Snowmobile Mechanic
Owner/Marine Mechanic
Service Manager

Marketing Operations/Marketing and Distribution, Other

Assistant Manager
Counter Person
Counterperson
Parts Counter Person/Delivery Person
Parts Counter Person/Inventory Person
Parts Counterperson
Parts Person
Parts Person/Inventory Control Person
Parts Technician
Purchasing Assistant
Sales & Service Representative
Sales Person
Sales Representative/Counterperson
Salesperson
Service Worker

Mason & Tile Setter

Apprentice Bricklayer
Bricklayer
Stone and Masonry Worker

Meatcutter

Apprentice Meat Cutter
Meat Cutter
Meat Cutter/Owner
Meat Cutter/Sausage Maker
Meat Cutter/Smokehouse Operator
Meat Manager
Meat Trimmer
Quality Control Meat Inspector
Sausage Maker

Mechanical Drafting

3-D Drafter

Architectural Draftsperson
Autocad Operator
Cad Designer
Cad Detailer
CAD Drafter & Designer
CAD Operator
Cad Operator/Assistant Programmer
Computer Drafter
Computer-Aided Drafter
Design Drafter
Design Engineer Technician
Design Technology Technical Tutor
Designer
Designer/Tool & Die Maker
Detail Drafter
Detail Draftsperson
Detailer
Detailer/Drafter
Documentation Drafter
Draft Person
Drafter
Drafter/Cad Operator
Drafter/Designer
Drafter/Detailer
Drafter/Production Documentator
Drafter/Welder/Fabricator
Drafting Assistant
Drafting Engineer
Drafting Technician
Draftsperson
Engineer
Engineering Drawing Checker
Engineering Supply Specialist
Entry Detailer
Fabricator
Industrial Drafter
Industrial Engineer
Layout Drafter
Mechanical Drafter
Mechanical Drafter/Cnc Programmer
Mechanical Drafter/Designer
Owner/Drafter
Plastic Inspection Mold Design
Process Engineer/Cad Drafter
Technical Drafter
Tool Designer

Medical Administrative Assistant/Secretary

Accounts Payable Clerk/Credits
Administrative Assistant
Administrative Medical Secretary
Administrative Secretary
Admissions Clerk
Admissions Secretary/Receptionist
Admittance Clerk/Receptionist
Admitting Clerk
Admitting Clerk/ER Clerk
Admitting Coordinator
Batch Printer
Billing Clerk
Bookkeeper
Branch Office Administrator
Cashier/Receptionist/Insurance Clerk
Chiropractic Assistant
Claims Examiner
Clerk Typist I
Coding Specialist/Data Entry Technician
Computer Operator/Secretary
Correspondence Secretary
Customer Agent
Customer Service Agent
Data Entry Clerk
Data Entry Secretary
Dental Secretary
Documentation Clerk
Editorial Director

Related Job Titles of Graduates

Eligibility Representative
Emergency Medical Secretary
Emergency Road Service Assistant
File Clerk-Physician Billing
Filing Clerk
Float Receptionist
Health Information Assistant
Health Unit Coordinator
Human Resources Coordinator
Information Processing Operator I
Insurance Clerk
Legal Secretary
Marketing Assistant/Administrative Assistant
Mechanical Services Secretary
Medical Clerk
Medical Coder
Medical Data Processing Clerk
Medical Office Assistant
Medical Receptionist
Medical Record Secretary
Medical Records Clerk
Medical Records Secretary
Medical Reimbursement Specialist
Medical Secretary
Medical Secretary Transcriptionist
Medical Secretary/Copier
Medical Secretary/Insurance Processor
Medical Secretary/Receptionist
Medical Secretary/Receptionist
Medical Secretary/Transcriptionist
Medical Transcriber
Medical Transcriptionist
Medical Transcriptions - Secretary
Member Services Assistant
Nursing Coordinator
Office Assistant
Office Clerk
Office Coordinator
Office Manager
Office Manager Assistant
Order Entry Operator
Patient Funding Coordinator
Patient Service Representative
Pharmacy Salesperson
Program Assistant
Property Processor
Purchasing Secretary
Receptionist
Receptionist/Admissions Clerk
Receptionist/Assistant
Receptionist/Medical Records Clerk
Receptionist/Medical Secretary
Receptionist/Secretary
Receptionist/Transcriptionist
Research Technician
ROI Consultant
Sales Clerk
Secretarial Assistant
Secretary
Secretary/Receptionist
Secretary/Support Staff Person
Secretary/Transcriptionist
Surgery Secretary
Surgical Index Clerk
Temporary Secretary
Transcriber
Transcription Technician
Transcriptionist
Typist
Typist/Transcriber
Unit Secretary
Ward Clerk
Ward Secretary
Word Processing Secretary
Word Processor

Medical Assistant

Clinic Assistant
Coding Specialist
Donor Attendant
Examiner
Medical Assistant
Medical Assistant/Coordinator
Medical Assistant/Float Nurse
Medical Assistant/Medical Lab Technician
Medical Transcriptionist
Occupational Therapy Technician
Personal Care Attendant
Physical Therapy Aide/Receptionist
Receptionist

Medical Laboratory Technician

Dialysis Patient Care Technician
Lab Assistant
Lab Manager
Lab Technician
Laboratory Assistant
Laboratory Technician
Licensed Practical Nurse
Med Lab Technician
Medical Lab Technician
Medical Laboratory Technician
Phlebotomist
Quality Representative
Senior Laboratory Technician

Medical Radiologic

Technologist/Technician

Radiographer
Radiography Technician
Radiologic Technologist
Staff Radiographer
X-Ray Technician

Medical Records

Technologist/Technician

Accredited Records Technician
Cancer Data Specialist
Coding Reviewer
Coding Specialist
Data Quality Specialist
Data Specialist
Health Case Consultant
Medical Record Clerk
Medical Record Custodian
Medical Record Technician
Medical Records Clerk
Medical Records Clerk/Nursing Secretary
Medical Records Office Assistant
Medical Records Technician
Outpatient Coder
Records Release Representative
Unit Coordinator
Utilization Review Assistant

Metallurgical

Technologist/Technician

Engineering Technician
Inspector
Manufacturing Support Technician
Metallurgical Technician
Metallurgical Technician
Powder Metal Production Engineer

Miscellaneous Mechanics &

Repairers, Other

Lab Technician
Production Technician

Motorcycle Mechanic & Repairer

Boat Rigger
Mechanic
Small Engine Mechanic
Small Engine Repairer

Musical Instrument Repairer

Band Instrument Repair Technician
Band Instrument Repair/Sales
Band Instrument Repairperson
Brass Repair Technician
Guitar & Amp Technician
Guitar Repair Person
Instrument Repair Technician
Owner/Band Instrument Repairer
Repair Technician
String & Band Instrument Repair Person
String Instrument Repair Apprentice
String Instrument Technician
Violin & Guitar Repairer
Violin Repair Technician

Natural Resources Conversation,

General

Aquatic Education Intern
Assistant Teacher
Biological Science Technician
Biological Technician
Conservation Officer
Conservation Worker
Creel Census Clerk
Creel Clerk
Fire Educator
Forestry Aide
Free Lancer Trainer
Natural Resources Technician
Outdoor Education Director
Park Naturalist
Student Worker

Nurse Assistant/Aide

Nurse Assistant
Nursing Assistant

Occupational Therapy Assistant

Activities Group Leader
Activity Assistant
Certified Occupational Therapy Assistant
Job Coach
Job Coach Counselor
Occupational Therapy Assistant
Occupational Therapy Assistant/Physical
Therapy Aide
Vocational Assistant

Office Supervision & Mgmt.

Accounting Clerk/Clerk
Administrative Assistant
Assistant To President/Office Manager
Clerical Aide
Legal Secretary
Medical Secretary Coordinator
Project Manager
Receptionist
Secretary
Title Clerk/Office Manager

Op. Mgmt. & Supervision

Arena Operator/Parks Maintenance Worker
Extrusion Improvement Technician
Ice Technician/Maintenance Helper
Junior Designer
Machinist
Manager
Molding Operator
Press Operator
Prototype Cell Machinist
Shift Supervisor
Tooling Coordinator

Optical Technician/Assistant

Apprentice Optician
Ophthalmic Technician
Optician
Optometric Assistant
Optometric Technician

Patient Care Manager
Receptionist/Optometric Assistant
Opticianry/Dispensing Optician

Certified Optician/Lab Technician
Contact Lens Technician
Dispensing Optician
Dispensing Optician/Lab Technician
Dispensing Optician/Manager
Engineering Lab Technician
Finishing Optical Technician
Lab Technician
Laboratory Technician
Lens Processing Technician
Optical Laboratory Technician
Optometric Assistant

Orthotics/Prosthetics

Orthotic Practitioner
Orthotic Technician
Orthotic/Prosthetic Practitioner
Orthotic/Prosthetic Technician
Orthotist
Orthotist/Prosthetist
Prosthetic Resident
Prosthetic Technician
Prosthetic/Orthotic Engineer
Prosthetist

Painter & Wall Coverer

Apprentice Painter
Apprentice Painter & Decorator
Interior Designer/Interior Painter
Painter
Painter/Paper Hanger
Wallpaper Hanger/Painter

Pharmacy Technician/Assistant

Pharmacy Technician

Photographic

Technologist/Technician

Maintenance Technician
Professional Color Printer
Slide Duplicator

Physical Therapy Assistant

Physical Therapist Assistant
Physical Therapy Assistant

Plastics Technologist/Technician

Associate Plastics R & D Technician
Building Maintainer/Plastic Mold Technician
Composite Technician
Extrusion Operator
Injection Molding Lead Person
Injection Molding Machine Operator
Injection Molding Operations Specialist
Injection Molding Operator
Injection Molding Set Up Technician
Injection Molding Set-Up Technician
Injection Molding Shift Supervisor
Plastic Application Engineer
Plastic Development Engineer
Plastic Extrusion Operator
Plastic Extrusion Set Up Technician
Plastic Injection Molding Process Technician
Plastic Injection Molding Production Foreman
Plastic Injection Molding Set-Up Operator
Plastic Injection Production Technician
Plastic R & D Technician
Plastics Engineer
Plastics Quality Control Manager
Plastics Quality Control Technician
Polymer Extrusion Machine Operator
Process Technician
Production Technician
Set Up Technician
Set-Up Technician
Team Leader

Plumber & Pipefitter

Apprentice Pipe Fitter
Apprentice Plumber
Building Maintenance Worker
Journeyman Plumber
Laborer/Plumber
Owner/Plumber/Heating Maintenance Worker
Owner/Service Technician
Pipe Fitter
Plumber
Plumber/Heating Technician
Plumber/HVAC Technician/Owner
Plumbing Apprentice
Plumbing Shop Worker
Refrigeration Technician

Practical Nurse (L.P.N. Training)

Anesthesia Nurse
Assistant Charge Nurse/Medication Nurse
Blood Collections Specialist I
Cardiac Monitoring Technician
Certified Nurse Assistant
Certified Nurse Assistant/Licensed Practical Nurse
Certified Nursing Assistant
Certified Nursing Assistant - Trained
Medication Aide
Certified Surgical Technologist/Licensed Practical Nu
Charge Licensed Practical Nurse
Charge Nurse
Charge Nurse/Licensed Practical Nurse
Chemical Dependency Technician
Direct Care Giver/Building Manager
Direct Care Leader
Direct Care/Licensed Practical Nurse
Doctors Nurse/Assistant
Elder Care Giver
Electrocardiogram Technician
Emergency Medical Technician/Nurse Assistant
EMS Instructor
Graduate Practical Nurse
Graduate Practical Nurse/Certified Nurse Assistant
Graduate Practical Nurse/Charge Nurse
Graduate Practical Nurse/Licensed Practical Nurse
Health Aide
Health Assistant
Health Unit Coordinator
Home Health Aide
Home Health Aide/Licensed Practical Nurse
Home Health Aide/Nursing Assistant
Home Health Aide/Registered Nursing Assistant
Home Health Care Aide
Home Health Care Worker
Human Service Technician
Human Services Technician
Lab X-Ray
Technician/Receptionist/Switchboard Operato
Licensed Practical Nurse
Licensed Practical Nurse/Activities Coordinator
Licensed Practical Nurse/Certified Nurse Assistant
Licensed Practical Nurse/Certified Nursing Assistant
Licensed Practical Nurse/Charge Nurse
Licensed Practical Nurse/Consultant
Licensed Practical Nurse/Day Program Leader
Licensed Practical Nurse/Health Unit Coordinator
Licensed Practical Nurse/Home Health Aide
Licensed Practical Nurse/Nursing Assistant
Licensed Practical Nurse/Office Nurse
Licensed Practical Nurse/Primary Nurse

Licensed Practical Nurse/Rehab Aide
Licensed Practical Nurse/Resident Counselor
Licensed Practical Nurse/Scrub Nurse
Licensed Practical Nurse/Staff Nurse
Licensed Practical Nurse/Staff Nurse/Surgeon's Assist
Licensed Practical Nurse/Station Supervisor
Licensed Practical Nurse/Surgical Assistant
Licensed Practical Nurse/Treatment Nurse
Licensed Practical Nurse/Ward Clerk
Licensed Vocational Nurse
LPN Technical Tutor
Medical Assistant
Medical Complaint Coordinator
Medical Records Review Assistant
Medication Aide
Military Medical Specialist
Night Charge Nurse
Nurse
Nurse Aide
Nurse Assistant
Nurse Assistant/Licensed Practical Nurse/Rehab Aide
Nurse Technician
Nurses Aide/Registered
Nurses Assistant
Nursing Assistant
Nursing Assistant/Licensed Practical Nurse
Nursing Assistant/Orderly
Nursing Assistant/Trained Medical Aide
Nursing Assistant/Trained Medication Aide
Nursing Station Coordinator
Nursing Station Technician
On Call Nurse/Technician
Oral Surgery Assistant
Paramedic
Personal Care Assistant/Home Health Aide
Personal Care Attendant
Physicians' Assistant
Practical Nurse
Primary Care Nurse
Primary Nurse/Licensed Practical Nurse
Private Duty Licensed Practical Nurse
Private Duty Nurse
Program Assistant
Program Counselor III
Program Specialist/Licensed Practical Nurse
Psych Aide
Registered Nurse
Registered Nurse Assistant
Registered Nursing Assistant
Registered Nursing Assistant/Licensed Practical Nurse
Rehab Nurse
Resident Aide
Shift Supervision
Staff Nurse
Surgical Technician
Team Leader/Nurse Extender
Technical Assistant
Trained Medical Assistant
Trained Medical Assistant/Graduate Practical Nurse
Trained Medical Assistant/Licensed Practical Nurse
Trained Medication Aide
Training Counselor/Licensed Practical Nurse
Treatment & Medication Nurse

Precision Metal Workers, Other

Auto Industrial Machinist
Auto Machinist
Auto Mechanic
Auto Mechanic/Auto Machinist/Driver
Auto Shop Manager
Automotive Machinist

Related Job Titles of Graduates

Automotive Machinist Company President and Owner
Engine Rebuilder
Machinist
Parts Counterperson
Welder

Printing Press Operator

Art Creator/Pre-Press Operator
Binder/Pre-Press Operator
Bindery Worker
Camera Helper
Film Assembler - Camera Person
Flats Composer/Proofer
Flexo Printer
Laser Printer
Offset Lithographer
Pre-Press Operator
Press and Duplicating Operator
Press Operator
Press Person
Printing Estimator
Printing Production Manager
Production Assistant
Proofer
Roll Tender
Screen Printer
Silk Screen Camera Operator/Photo Assistant
Stripper

Quality Control & Safety

Technician/Technician, Other

Associate Production Analyst
Calibration Technician
Inspector/Process Documentor
Lab Tester/Engineering Technical Aide
Metrology Technician
Mold Maker/Quality Control Technician
Quality Control Engineer
Quality Control Inspector
Quality Control Manager/Owner
Quality Verifier

Quality Control

Technologist/Technician

Airframe/Power Plant Mechanic
Field Operator
Field Service Technician
Field Technician
Inspector
Inspector/Technician
Lab Technician
Level I NDT Technician
Level II NDT Technician
NDT Technician
Technician Assistant

Radio & Television Broadcasting

Announcer
Announcer/Salesperson
Assistant Producer
Broadcasting Account Executive
Camera Operator
Director
Disc Jockey
Engineer/Announcer
Master Control Operator
News Photographer
On Air Announcer/Salesperson
On-Air Personality
Production Assistant
Radio Announcer
Radio Announcer/Disc Jockey
Receptionist

Radio & Television Broadcasting

Technologist/Technician

Assistant TV Producer
Audio Visual Support Staff/Clerk Typist II

Photographer/Videographer
Radio Announcer
TV Graphics Operator
Video Duplication Technician
Video Duplicator
Video Editor
Video Production Person
Video Technician

Real Estate

Leasing Director
Marketing Director
Property Manager
Resident Manager

Receptionist

Billing Coordinator/Cashier
Bookkeeper/Front Desk Clerk
Clerk
Computer Operator
Customer Service Representative
Data Entry Clerk
Domestic Reservations Agent
Interview Assistant
Legal Assistant
Legal Secretary
Medical Clerk
Medical Receptionist
Medical Receptionist/Billing Clerk
Medical Receptionist/Records Clerk
Medical Records Office Assistant
Medical Secretary
Office Assistant
Receptionist
Receptionist/Bookkeeper
Receptionist/Clerical Float
Secretary
Service Representative
Unit Secretary

Respiratory Therapy Technician

Certified Respiratory Therapist Technician
Charge Therapist
Clinical Support Technician
Respiratory Care Practitioner
Respiratory Therapist
Respiratory Therapy Assistant
Respiratory Therapy Practitioner
Respiratory Therapy Technician
Support Salesperson

Robotics Technologist/Technician

Automated Equipment Maintenance Technician
Automated Machine Maintenance Technician
Automated Systems Engineer
Automation Technician
Customer Support Engineer
Electrical Technician I
Electronic Technician
Fluid Power Designer/Manager
Inside Sales Representative/Customer Service
Machine Assembler
Maintenance Mechanic III
Maintenance Supervisor
Maintenance Technician
Maintenance Technician/Calibration Technician
Overnight Maintenance Worker
Robot Programmer
Robotic Service Engineer
Robotic System Engineer/Automated System Engineer
Robotic Systems Engineer
Robotics Technician
Service Engineer
Service Installation Engineer

Security & Loss Prevention Serv.

Lead Security Officer
Sign Language Interpreter
Asl Interpreter

Bilingual Teaching Assistant
Case Aide/Interpreter
Educational Assistant Interpreter
Educational Interpreter
Educational Interpreter/Asl
Free Lance Interpreter
Freelance Interpreter
Interpreter
Interpreter/Tutor
Sign Language Interpreter
Special Education Interpreter
Teacher For The Deaf

Small Engine Mechanic & Repairer

Airplane Mechanic
Commercial Service Mechanic
Gas Chainsaw Service Mechanic
Golf Cart Mechanic/Small Engine Mechanic
Lead Mechanic/Service Manager
Marine Mechanic
Marine Technician
Motorcycle & ATV Technician
Motorcycle Mechanic
Outboard Division Mechanic
Outdoor Power Equipment Mechanic
Outdoor Power Mechanic
Outdoor Power Testing Mechanic
Owner/Small Engine Equipment
Owner/Small Engine Mechanic
Parts Person/Lab Assistant
RV Service Technician
RV Technician
Service Technician
Service Writer
Small Engine Mechanic
Small Engine Repairer/Outboard Motor Repairer
Small Engine Repairperson/Owner
Small Engine Service Technician
Small Engine Technician
Small Engine Technician I
Snowmobile Repairperson
Vehicle Maintenance Person
Vehicle Maintenance Repairperson

Stationary Energy Sources Installer & Operator

Boiler Operator
Building Engineer
Building Heating and Cooling Maintenance Technician
Heating/Air Conditioning Technician
HVAC Engineer
HVAC Service Technician
Maintenance Technician
Refrigeration Test Technician
Service Technician

Surgical/Operating Room Technician

Anesthesia Nurse
Case Carts Person
Certified Surgical Technician
Certified Surgical Technologist
Medical Assistant
Neurodiagnostic Technician
Nursing Assistant
Operating Room Technician
Operating Room Technician/Surgery Scrub Nurse
OR Technician
Sterilization Assistant
Surgical Technician
Surgical Technologist
Tissue Procurement Specialist

Surveying

Assistant Survey Engineering Technician
Drafter/Technician/Rodman

Survey Technician
Surveying Crew Chief

Teacher Assistant/Aide

Certified Nursing Assistant
Food Service Worker
Home Skills Instructor
Nanny/Housekeeper
Night Attendant
Nursing Assistant
Paraprofessional Teacher's Aide
Special Needs Aide

Tool & Die Maker/Technologist

Apprentice Moldmaker
CNC Machinist
CNC Operator
Die Maker
Machine Shop Setup Person
Machinist
Machinist/Welder
Tool & Die Maker
Tool Maker
Tool Room Machinist
Toolmaker

Travel Serv. Marketing Operations

Auto Counselor
Car Reservationist
Corporate Agent
Customer Service Agent
Customer Service Representative
Documents Agent
Front Desk Clerk
Leisure Travel Agent
Owner/Travel Consultant
Reservation Agent
Reservation Sales Representative
Reservationist
Reservationist/Housekeeper
Reservations Agent
Sales Associate
Ticket Agent/Gate Agent
Travel Agent
Travel Agent/Outside Sales
Travel Agent/Reservationist
Travel Associate
Travel Consultant
Travel Counselor
Travel Reservationist
Travel Specialist

Truck, Bus & Oth. Commercial

Vehicle Operator

2Nd Seat Truck Driver
Class A Truck Driver
Delivery Driver
Direct Line Truck Driver

Driver
Driver/Mixer
Dump Truck Driver
End Dump Driver
Logging Truck Driver
Long Haul Driver
Over The Road Truck Driver
Over-The-Road Truck Driver
President/Truck Driver
Route Driver
Semi Driver
Truck Driver
Truck Driver Tutor
Truck Driver/Delivery Person
Truck Driver/Dockperson
Truck Driver/Owner

Turf Management

Assistant Course Superintendent
Course Crew Leader
Course Grounds Technician
Course Superintendent
Gardener
Golf Course Crew Leader
Golf Course Mechanic
Grounds Maintenance Worker
Irrigation Technician
Spray Technician

Upholsterer

Upholsterer

Vehicle & Mobile Equip. Mechanics & Repairers, Other

Mechanic

Vehicle Parts & Accessories

Marketing Operations, Other

Auto Parts Sales
Wholesale Auto Parts Specialist

Veterinarian Assistant/Animal

Health Technician

Certified Veterinary Technician
Vet Technician
Veterinarian Technician

Watch, Clock & Jewelry Repairer

Apprentice Jeweler
Art Pieces Manufacturer/Salesperson/Owner
Bench Jeweler
Clockmaker
Gem Sorter
Jeweler
Jewelry Polisher
Jewelry Designer/Owner
Jewelry Repairer
Jewelry Worker

Jewelry Worker/Owner
Owner/Graduate Gemologist
Owner/Operator Jewelry Manufacturer
Watch and Clock Shop Owner
Watchmaker
Watchmaker / Sales Person
Watchmaker/Clockmaker
Wax Carver

Water Quality & Wastewater Treatment

Technologist/Technician

City Maintenance Operator
City Superintendent
Lab Technician
Machine Operator
Maintenance Worker I
Maintenance Worker/Wastewater Operator
Sales Person
Utilities Maintenance Worker
Wastewater Operator
Water & Waste Operator
Water & Wastewater Operator
Water Plant Operator
Water Quality Technician
Water Treatment Operator

Welder/Welding Technologist

Carman Repairer
Fabrication Welder
Fabricator
Laborer/Welder
Maintenance Welder
Mechanic/Welder
Pipe Welder
Press Brake Operator
Production Welder
Salesperson
Welder
Welder Assembler
Welder/Fabricator
Welder/Machinist
Welder/Mechanic
Welding Aide
Welding Business Owner

Woodworkers, Other

Refinisher
Sales Associate
Shop Lead
Wood Finisher
Wood Finisher/Owner
Wood Finisher/Restorer
Wood Refinisher & Repair

Section 5. Program Descriptions

Here you will find general descriptions for each program offered at Minnesota Technical Colleges in 1994. You should contact the college directly to get more information as each program may differ slightly from campus to campus. The program name may also be different (although program content should be similar to the descriptions given in this section).

Sample:

Program Description	Program Title
Custodial, Housekeeping and Home Services Workers and Manager, Other Any instructional program in institutional, home management, and supporting programs not classified elsewhere.	Electrical and Electronics Equipment Installer and Repairer, General
Custodian/Caretaker An instructional program that prepares individuals to clean and care for buildings, including their fixtures, furnishings, floor surfaces, and wall coverings. Includes instruction in equipment operation and maintenance, chemical and non-chemical cleaning operations, sanitation, safety, staff supervision and the management of custodial businesses and services.	An instructional program that generally prepares individuals to apply technical knowledge and skills to operate, maintain, and repair electrical and electronic equipment. Includes instruction in electrical circuitry, simple gearing, linkages and lubrication of machines and appliances, and the use of testing equipment.
	Electrical and Electronics Equipment Installers and Repairers, Other Any instructional program in electrical and electronics equipment

5

Program Descriptions

General program descriptions for programs offered through the state's Technical College system (in 1994) are provided here. It is important to note that the titles given here, and in this publication in general, do not necessarily correspond to the exact program titles at each campus. For comparability purposes, the program titles have been converted into a national standard. The reader should refer to the individual campuses for exact program titles and descriptions. (A college and campus directory can be found beginning on page 139.)

PROGRAM DESCRIPTIONS

Accounting

An instructional program that prepares individuals to practice the profession of accounting, and to perform related business functions. Includes instruction in accounting principles and theory, financial accounting, managerial

Accounting Technician

An instructional program that prepares individuals to provide technical administrative support to professional accountants and other financial management personnel. Includes instruction in posting transactions to accounts, record-keeping systems, accounting software operation, and general accounting principles and practices.

Accounting, Other

Any instructional program in accounting not classified elsewhere.

Administrative Assistant/Secretarial Science, General

An instructional program that generally prepares individuals to perform the duties of administrative assistants and/or secretaries and stenographers. Includes instruction in business communications, principles of business law, word processing and data entry, office machines operation and maintenance, office procedures, public relations, secretarial accounting, filing systems and records management, and report preparation.

Advertising

An instructional program that describes the creation, execution, transmission, and evaluation of commercial messages concerned with the promotion and sale of products and services, and that prepares individuals to function as advertising assistants, technicians, managers and executives. Includes instruction in advertising theory; marketing strategy; advertising copy/art, layout and production methods; and media relations.

Agricultural Animal Husbandry and Production Management

An instructional program that prepares individuals to select, breed, care for and market livestock and small farm animals. Includes instruction in the operation of animal production enterprises.

Agricultural Business/Agribusiness Operations

An instructional program that prepares individuals to apply modern business and economic principles relating to the production and marketing of agricultural products and services.

Agricultural Mechanization, General

An instructional program that prepares individuals in a general way to sell, select and service agriculture or agribusiness technical equipment and facilities, including computers, specialized software, power units, machinery, equipment, structures and utilities. Includes instruction in agricultural power units; the planning and selection of materials for the construction of agricultural facilities; the mechanical practices associated with irrigation and water conservation; erosion control; and data processing systems.

Agricultural Production Workers and Managers, General

An instructional program that generally prepares individuals to plan and economically use facilities, natural resources, labor and capital in the production of plant and animal products.

Agricultural Supplies and Related Services, Other

Any instructional program in agricultural supplies and support services not classified elsewhere.

Air Traffic Controller

An instructional program that prepares individuals to apply technical knowledge and skills to air-traffic management and control, usually with additional training at the FAA Flight Control Center in a cooperative education program. Includes instruction in flight control; the use of radar and electronic scanning devices; plotting of flights; radio communication; interpretation of weather conditions affecting flights; flight instrumentation used by pilots; and maintenance of flight-control center or control-tower log books.

Air Transportation Workers, Other

Any instructional program in aviation and air transportation services not classified elsewhere.

Aircraft Mechanic/Technician Airframe

An instructional program that prepares individuals to apply technical knowledge and skills to repair, service, and maintain all aircraft components other than engines, propellers, avionics, and instruments. Includes instruction in layout and fabrication of sheet metal, fabric, wood, and other materials into structural members, parts, and fittings, and replacement of damaged or worn parts such as control cables and hydraulic units.

Apparel and Accessories Marketing Operations, Other

Any instructional program in apparel and accessories marketing operations not classified elsewhere.

Aquaculture Operations and Production Management

An instructional program that prepares individuals to select, culture, propagate, harvest and market domesticated fish, shellfish and marine plants. Includes instruction in the operation of fish farms and related enterprises.

Architectural Drafting

An instructional program that prepares individuals to apply technical knowledge and skills to plan and prepare scale pictorial interpretations of plans and design concepts for buildings or other structures. Includes instruction in creating layouts and designs, architectural blueprints and renderings, and in the use of computer-assisted design programs.

Auto/Automotive Body Repairer

An instructional program that prepares individuals to apply technical knowledge and skills to repair, reconstruct and finish automobile bodies, fenders, and external features. Includes instruction in all phases of body work preparation and finishing.

Auto/Automotive Mechanic/Technician

An instructional program that prepares individuals to apply technical knowledge and skills to repair, service, and maintain all types of automobiles, trucks, vans and buses. Includes instruction in the diagnosis of malfunctions in and repair of engines; fuel, electrical, cooling, and brake systems; and drive train and suspension systems.

Aviation Management

An instructional program that prepares individuals to apply technical knowledge and skills to the management of aviation industry operations and services. Includes instruction in airport operations, ground support and flightline operations, passenger and cargo operations, flight safety and security operations, aviation industry regulation, and related business aspects of managing aviation enterprises.

PROGRAM DESCRIPTIONS

Aviation Systems and Avionics Maintenance Technologist/Technician

An instructional program that prepares individuals to apply technical knowledge and skills to repair, service, and maintain all types of aircraft operating, control, and electronic systems. Includes instruction in flight instrumentation, aircraft communications and homing systems, radar and other sensory systems, navigation aids, and specialized systems for various types of civilian and military aircraft.

Baker/Pastry Chef

An instructional program that prepares individuals to serve as professional bakers and pastry specialists in restaurants or other commercial baking establishments. Includes instruction in bread and pastry making, bread and pastry handling and storage, cake and pastry decorating, baking industry operations, product packaging and marketing operations, and counter display and service.

Banking and Financial Support Services

An instructional program that prepares individuals to perform a wide variety of customer services in banks, insurance agencies, savings and loan companies, and related enterprises. Includes instruction in communications and public relations skills, business equipment operation, and technical skills applicable to the methods and operations of specific financial or insurance services.

Barber/Hairstylist

An instructional program that prepares individuals to cut and care for hair and perform facial shaves, with emphasis on hygiene, sanitation, customer relations and barbershop management.

Biomedical Engineering-Related Technology/Technician

An instructional program that prepares individuals to apply basic engineering principles and technical skills in support of engineers engaged in developing biological or medical systems and products. Includes instruction in instrument calibration, design and installation testing, system safety and maintenance procedures, procurement and installation procedures, and report preparation.

Building/Property Maintenance and Manager

An instructional program that prepares individuals to apply technical knowledge and skills in order to keep a building functioning, and to service a variety of types of structures including commercial and industrial buildings and mobile homes. Includes instruction in the basic maintenance and repair skills required to service building air conditioning, heating, plumbing, electrical, major appliances and other mechanical systems.

Business Administration and Management, General

An instructional program that generally prepares individuals to plan, organize, direct, and control the functions and processes of a firm or organization. Includes instruction in management theory, human resources management and behavior, accounting and other quantitative methods, purchasing and logistics, organization and production, marketing, and business decision-making.

Business and Personal Services Marketing Operations, Other

Any instructional program in business or personal services marketing operations not classified elsewhere.

Business Computer Facilities Operator

An instructional program that prepares individuals to operate mainframe computers and related peripheral equipment in business settings. Includes instruction in mainframe operation and monitoring, peripheral equipment operation and monitoring, disk and tape mounting and storage, printer operations, and related computer facility operations.

Business Computer Programming/Programmer

An instructional program that prepares individuals to apply software theory and programming methods to the solution of business data problems. Includes instruction in designing customized software applications, prototype testing, documentation, input specification, and report generation.

Business Information and Data Processing Services, Other

Any instructional program in business information and data processing services not classified elsewhere.

Business Machine Repairer

An instructional program that prepares individuals to apply technical knowledge and skills to maintain and repair a wide variety of office machines such as electric typewriters, word processing and dictation machines, calculators, data-processing equipment, duplicating machines, and mailing machines. Includes instruction in diagnostic techniques, the use of testing equipment, and the principles of mechanics, electricity, and electronics as they relate to the repair of business machines.

Business Systems Networking and Telecommunications

An instructional program that prepares individuals to evaluate and resolve business data system hardware and software communication requirements. Includes instruction electronic communications networks, telecommunications theory, network theory, hardware and software interfacing, computer network design and evaluation, distance communications systems, computer systems facilities and support design and evaluation, and applications to specific operational needs regarding voice, text, and data communications.

Cabinet Maker and Millworker

An instructional program that prepares individuals to apply technical knowledge and skills to set up, operate and repair industrial woodworking machinery, and to use such machinery to design and fabricate wooden components and complete articles.

Carpenter

An instructional program that prepares individuals to apply technical knowledge and skills to lay out, fabricate, erect, install, and repair wooden structures and fixtures, using hand and power tools. Includes instruction in areas such as common systems of framing, construction materials, estimating, blueprint reading and finish carpentry techniques.

Cartography

An instructional program that describes the systematic study of map-making and the application of mathematical, computer, and other techniques to the science of mapping geographic information. Includes instruction in cartographic theory and map projections, computer-assisted cartography, map design and layout, photogrammetry, air photo interpretation, remote sensing, cartographic editing, and applications to specific industrial, commercial, research, and governmental mapping problems.

PROGRAM DESCRIPTIONS

Child Care and Guidance Workers and Managers, General

An instructional program that generally prepares individuals for occupations in child care and guidance in institutional and residential family settings, often under the supervision of professional personnel. Includes instruction in child growth and development; nutrition; recreation, play and learning activities planning and supervision; child abuse and neglect prevention; parent-child relationships; and applicable legal and administrative requirements.

Child Care Provider/Assistant

An instructional program that prepares individuals to be primary providers of home-, family-, residential- or institutionally-based child care services. Includes instruction in planning, organizing and conducting meaningful play and learning activities; child monitoring and supervision; record-keeping; and referral procedures.

Civil Engineering/Civil Technology/Technician

An instructional program that prepares individuals to apply basic engineering principles and technical skills in support of civil engineers engaged in designing and executing public works projects such as highways, dams, bridges, tunnels and other facilities. Includes instruction in site analysis, structural testing procedures, field and laboratory testing procedures, plan and specification preparation, test equipment operation and maintenance, and report preparation.

Commercial Garment and Apparel Worker

An instructional program that prepares individuals to construct ready-to-wear garments and apparel. Includes instruction in developing and preparing patterns for standardized sizes; selecting appropriate fabric; cutting of fabric with commercial cutting equipment; stitching fabric on commercial power sewing equipment; applying finishes and notions to garments and apparel; and pressing and packing garments or apparel.

Commercial Photography

An instructional program in the applied visual arts that prepares individuals to use artistic techniques to effectively communicate ideas and information to business and consumer audiences, and recording events and people, via film, still and video photography. Includes instruction in specialized camera and equipment operation and maintenance, applications to commercial and industrial needs, and photography business operations.

Communications Systems Installer and Repairer

An instructional program that prepares individuals to apply technical knowledge and skills to assemble, install, operate, maintain, and repair one- and two-way communications equipment and systems, including television cable systems and mobile or stationary communication devices. Includes instruction in diagnostic techniques, the use of testing equipment, and the principles of mechanics, electricity, and electronics as they relate to the repair of communications systems.

Communications Technologies/Technicians, Other

Any instructional program in communications technologies not classified elsewhere.

Communications, General

An instructional program that generally describes the creation, transmission and evaluation of messages at all levels, for commercial or non-commercial purposes, and that may prepare individuals to apply principles of communications to work in specific media. Includes instruction in modes and behavioral aspects of human communications, and the formal means by which society organizes communications.

Communications, Other

Any instructional program in communications not classified elsewhere.

Computer Engineering Technology/Technician

An instructional program that prepares individuals to apply basic engineering principles and technical skills in support of computer engineers engaged in designing and developing computer systems and installations. Includes instruction in computer electronics and programming, prototype development and testing, systems installation and testing, solid state and microminiature circuitry, peripheral equipment, and report preparation.

Computer Maintenance Technology/Technician

An instructional program that prepares individuals to apply basic engineering principles and technical skills in support of professionals who use computer systems. Includes instruction in basic computer design and architecture, programming, problems of specific computer applications, component and system maintenance and inspection procedures, hardware and software problem diagnosis and repair, and report preparation.

Construction Trades, Other

Any instructional program in construction trades not classified elsewhere.

Cosmetologist

An instructional program that prepares individuals to care for and beautify hair, care for complexions and perform manicures, and sell cosmetics in commercial or other beauty establishments, or independently. Includes instruction in hygiene, sanitation, customer relations, and salon management. May also include training and supervising assistants.

Court Reporter

An instructional program that prepares individuals to record examinations, testimony, judicial opinions, judges' charges to juries, judgments or sentences of courts, or other formal legal proceedings by machine shorthand or other acceptable procedures. Includes instruction in specialized terminology, procedures and equipment, and professional standards and applicable regulations.

Culinary Arts/Chef Training

An instructional program that prepares individuals to provide professional chef and related cooking services in restaurants and other commercial food establishments. Includes instruction in recipe and menu planning, preparing and cooking of foods, supervising and training kitchen assistants, the management of food supplies and kitchen resources, aesthetics of food presentation, and familiarity or mastery of a wide variety of cuisines and culinary techniques.

PROGRAM DESCRIPTIONS

Custodial, Housekeeping and Home Services Workers and Manager, Other

Any instructional program in institutional, home management, and supporting programs not classified elsewhere.

Custodian/Caretaker

An instructional program that prepares individuals to clean and care for buildings, including their fixtures, furnishings, floor surfaces, and wall coverings. Includes instruction in equipment operation and maintenance, chemical and non-chemical cleaning operations, sanitation, safety, staff supervision and the management of custodial businesses and services.

Dental Assistant

An instructional program that prepares individuals to assist a dentist or dental hygienist in performing the functions of a dental practice. Includes instruction in chairside assistance, patient preparation, dental office functions, selected dental office laboratory procedures, and dental radiography.

Dental Hygienist

An instructional program that prepares individuals to practice the cleaning of teeth and related oral health therapies, either independently or in collaboration with dentists. Includes instruction in basic preventive oral health care, oral health education, dental hygiene therapy, initial periodontal therapy, patient examination and counseling, dental radiography, local anesthesia, prosthetic casts, equipment operation and maintenance, and record-keeping.

Dental Laboratory Technician

An instructional program that prepares individuals to make and repair dental prostheses and restorative appliances as prescribed by a dentist. Includes instruction in complete and partial denture construction, crown and fixed bridge fabrication, cast metal partial, customized porcelain and acrylic restorations, and building orthodontic appliances.

Desktop Publishing Equipment Operator

An instructional program that prepares individuals to apply technical knowledge and skills to plan and execute entire publication tasks using desktop publishing equipment and software, including designing, printing and binding.

Diesel Engine Mechanic and Repairer

An instructional program that prepares individuals to apply technical knowledge and skills to repair, service, and maintain diesel engines in vehicles such as automobiles, buses, ships, trucks, railroad locomotives, and construction equipment; as well as stationary diesel engines in electrical generators and related equipment.

Dietician Assistant

An instructional program that prepares individuals to assist registered dietitians in planning, preparing and serving meals to individuals with specific dietary needs. Includes instruction in equipment use, food preparation, diet regulations, food handling, safety and sanitary standards and administrative techniques and procedures.

Educational/Instructional Media Technology/Technician

An instructional program that prepares individuals to assist instructional media designers and other communications professionals in preparing educational and training films, tapes, recordings, videos, slides and overheads, and in operating related technical equipment.

Electrical and Electronics Equipment Installer and Repairer, General

An instructional program that generally prepares individuals to apply technical knowledge and skills to operate, maintain, and repair electrical and electronic equipment. Includes instruction in electrical circuitry, simple gearing, linkages and lubrication of machines and appliances, and the use of testing equipment.

Electrical and Electronics Equipment Installers and Repairers, Other

Any instructional program in electrical and electronics equipment installation and repair not classified elsewhere.

Electrical and Power Transmission Installer, General

An instructional program that prepares individuals to apply technical knowledge and skills to install, operate, maintain, and repair residential, commercial, and industrial electrical systems, and the power lines that transmit electricity from its source of generation to its place of consumption.

Electrical, Electronic and Communications Engineering Technology/Technician

An instructional program that prepares individuals to apply basic engineering principles and technical skills in support of electrical, electronics and communication engineers. Includes instruction in electrical circuitry, prototype development and testing; systems analysis and testing, systems maintenance, instrument calibration, and report preparation.

Electrical/Electronics Drafting

An instructional program that prepares individuals to apply technical knowledge and skills to plan and prepare scale pictorial interpretations of plans and design concepts for wiring diagrams and schematics used by electrical/electronics engineers, electrical contractors and repairers to plan, install and modify electrical equipment and systems. Includes instruction in performing all stages of design illustration and interpretation from initial concept to prototype, and the use of computer-assisted design programs.

Electrician

An instructional program that prepares individuals to apply technical knowledge and skills to install, operate, maintain, and repair electric apparatus and systems such as residential, commercial, and industrial electric-power wiring; and D.C. and A.C. motors, controls, and electrical distribution panels. Includes instruction in the use of test equipment.

Electroencephalograph Technology/Technician

An instructional program that prepares individuals to perform examinations of electromotive variations in human brain activity using an electroencephalograph machine, and to make related data analyses, under the supervision of a physician. Includes instruction in patient preparation, equipment operation and maintenance, EEG test procedures, data analysis, determination of brain death, tumor identification, and brain injury and disorder identification.

Electromechanical and Instrumentation and Maintenance Technologies/Technicians, Other

Any instructional program in electromechanical instrumentation and maintenance technologies not classified elsewhere.

PROGRAM DESCRIPTIONS

Electromechanical Technology/Technician

An instructional program that prepares individuals to apply basic engineering principles and technical skills in support of engineers engaged in developing and testing automated, servomechanical, and other electromechanical systems. Includes instruction in prototype testing, manufacturing and operational testing, systems analysis and maintenance procedures, and report preparation.

Emergency Medical Technology/Technician

An instructional program that prepares individuals to perform initial medical diagnosis, treatment, and comprehensive care in medical crises, under the general supervision of a coordinating physician. Includes instruction in all aspects of basic health care; disease, disorder, and injury symptomology and diagnosis; emergency medical treatment procedures for various injuries and disease outbreaks; basic pharmacology; anesthetics; intravenous and other drug administration procedures; obstetrics procedures; basic surgical techniques; emergency medical equipment operation and maintenance; special care of patients exposed to heat, cold, radiation, or contagious disease; and administrative aspects of emergency medicine. Programs may include emergency vehicle operation and patient transportation procedures, depending on level of training.

Enterprise Management and Operation, General

An instructional program that generally prepares individuals to perform development, marketing and management functions associated with owning and operating a business.

Environmental and Pollution Control Technology/Technician

An instructional program that prepares individuals to apply basic engineering principles and technical skills in support of engineers and other professionals engaged in developing and using indoor and outdoor environmental pollution control systems, and in disposing of hazardous materials. Includes instruction in environmental safety principles, biohazard identification, testing and sampling procedures, laboratory techniques, instrumentation calibration, hazardous waste disposal procedures and systems, safety and protection procedures, equipment maintenance, and report preparation.

Environmental Control Technologies/Technicians, Other

Any instructional program in environmental control technologies not classified elsewhere.

Fashion Merchandising

An instructional program that prepares individuals to perform wholesaling tasks specifically applicable to promoting product lines to the retail segment of the apparel and fashion industry.

Financial Management and Services, Other

Any instructional program in financial management and services not classified elsewhere.

Fire Services Administration

An instructional program that prepares individuals to structure, manage, direct, and control fire departments, fire prevention services, fire inspection and investigation offices, and ancillary rescue services.

Floristry Marketing Operations

An instructional program that prepares individual to perform marketing tasks specifically applicable to the floristry industry.

Food and Beverage/Restaurant Operations Manager

An instructional program that prepares individuals to manage and supervise food and beverage service operations, including catering services, banquet management, and executive chef positions. Includes instruction in food and beverage cost control, food and beverage purchasing and storage, restaurant and food services operation, personnel supervision and management, menu planning and event coordination, and the principles of general hospitality industry management and operations.

Food Products Retailing and Wholesaling Operations

An instructional program that prepares individuals to perform marketing tasks specifically applicable to food supplies and grocery wholesaling and retailing.

Food Sciences and Technology

An instructional program that describes the biological, chemical, physical and engineering principles and practices involved in converting agriculture products to forms suitable for direct human consumption or for storage, and the solution of problems relating to product transportation, storage and marketing.

General Buying Operations

An instructional program that prepares individuals to perform marketing tasks specifically applicable to obtaining goods and services for a business.

General Distribution Operations

An instructional program that prepares individuals to perform marketing tasks specifically applicable to storing and shipping commodities, either for businesses or retail consumers.

General Office/Clerical and Typing Services

An instructional program that prepares individuals to provide basic administrative support under the supervision of office managers, administrative assistants, secretaries, and other office personnel. Includes instruction in typing, keyboarding, filing, general business correspondence, office equipment operation, and communications skills.

General Retailing and Wholesaling Operations and Skills, Other

Any instructional program in miscellaneous marketing operations skills not classified elsewhere.

General Retailing Operations

An instructional program that prepares individuals to perform marketing tasks specifically applicable to retail operations in a wide variety of settings.

General Selling Skills and Sales Operations

An instructional program that prepares individuals to perform the techniques of direct consumer persuasion, involving planned, personalized communications, as agents for a wide variety of industries and product types.

Graphic and Printing Equipment Operator, General

An instructional program that generally prepares individuals to apply technical knowledge and skills to plan, prepare and execute commercial and industrial visual image and print products using mechanical, electronic, and digital graphic and printing equipment.

PROGRAM DESCRIPTIONS

Graphic and Printing Equipment Operators, Other

Any instructional program in graphic and printing equipment operation not classified elsewhere.

Graphic Design, Commercial Art and Illustration

An instructional program in the applied visual arts that prepares individuals to use artistic techniques to effectively communicate ideas and information to business and consumer audiences via illustrations and other forms of printed media. Includes instruction in concept design, layout, paste-up, and techniques such as engraving, etching, silkscreen, lithography, offset, drawing and cartooning, painting, collage, and computer graphics.

Greenhouse Operations and Management

An instructional program that prepares individuals to produce commercial plant species in controlled environments, and to manage commercial and experimental greenhouse operations.

Gunsmith

An instructional program that prepares individuals to apply technical knowledge and skills to make, repair, maintain, and modify firearms according to blueprints or customer specifications, using specialized hand tools and machines.

Health and Medical Assistants, Other

Any instructional program for health and medical assistants not classified elsewhere.

Health Unit Coordinator/Ward Clerk

An instructional program that prepares individuals to perform routine clerical and reception duties in a patient care unit within a hospital or other health care facility. Includes instruction in receiving and directing visitors, transcribing medical orders, preparing requisition forms, scheduling appointments and monitoring the location of patients and personnel, under the supervision of a head nurse or ward supervisor.

Heating, Air Conditioning, and Refrigeration Mechanic and Repairer

An instructional program that prepares individuals to apply technical knowledge and skills to repair, install, service and maintain the operating condition of heating, air conditioning, and refrigeration systems. Includes instruction in diagnostic techniques, the use of testing equipment, and the principles of mechanics, electricity, and electronics as they relate to the repair of heating, air conditioning and refrigeration systems.

Heavy Equipment Maintenance and Repairer

An instructional program that prepares individuals to apply technical knowledge and skills in the field maintenance and repair of heavy equipment, and in the general maintenance and overhaul of such equipment. Includes instruction in inspection, maintenance, and repair of tracks, wheels, brakes, operating controls, pneumatic and hydraulic systems, electrical circuitry, engines, and in techniques of welding and brazing.

Home Health Aide

An instructional program that prepares individuals to assist elderly, convalescent or handicapped patients in their homes by providing for their physical, mental, emotional and/or social health care needs, under the supervision of a registered nurse.

Home Products Marketing Operations

An instructional program that prepares individuals to perform marketing tasks specifically applicable to hardware, building materials and equipment, and household supplies.

Horticulture/Services Operations and Management, Other

Any instructional program in horticulture management and production not classified elsewhere.

Hotel/Motel and Restaurant Management

An instructional program that prepares individuals to manage operations and facilities that provide food and/or lodging services to the traveling public. Includes instruction in hospitality industry principles; supplies purchasing, storage, and control; hotel and restaurant facilities design and planning; hospitality industry law; personnel management and labor relations; financial management; facilities management; marketing and sale promotion strategies; convention and event management; front desk operations; and applications to specific types of hotel, motel, and/or restaurant operations.

Human Resources Management

An instructional program that prepares individuals to manage the development of human capital in organizations, and to provide related services to individuals and groups. Includes instruction in personnel and organization policy, human resource dynamics and flows, labor relations, sex roles, civil rights, human resources law and regulations, motivation and compensation systems, work systems, career management, employee testing and assessment, recruitment and selection, managing employee and job training programs, and the management of human resources programs and operations.

Human Resources Management, Other

Any instructional program in human resources management not classified elsewhere.

Hydraulics Technology/Technician

An instructional program that prepares individuals to apply basic engineering principles and technical skills in support of engineers and other professionals engaged in developing and using fluid power and transportation systems. Includes instruction in fluid mechanics and hydraulics principles, fluid power systems, pipeline and pumping systems, design and operational testing, inspection and maintenance procedures, related instrumentation, and report preparation.

Industrial Electronics Installers and Repairer

An instructional program that prepares individuals to apply technical knowledge and skills to assemble, install, operate, maintain, and repair electrical/electronic equipment used in industry and manufacturing. Includes instruction in installing, maintaining and testing various types of equipment.

Industrial Equipment Maintenance and Repairers, Other

Any instructional program in industrial equipment maintenance and repair not classified elsewhere.

Industrial Machinery Maintenance and Repairer

An instructional program that prepares individuals to apply technical knowledge and skills to repair and maintain industrial machinery and equipment such as cranes, pumps, engines and motors, pneumatic tools, conveyor systems, production machinery, marine deck machinery, and steam propulsion, refinery, and pipeline-distribution systems.

PROGRAM DESCRIPTIONS

Industrial/Manufacturing Technology/Technician

An instructional program that prepares individuals to apply basic engineering principles and technical skills in support of engineers and other professionals engaged in developing and using industrial manufacturing systems and processes. Includes instruction in design and prototype testing, instrument calibration, operational and maintenance procedures, operational diagnosis and repair, applications to specific systems and products, and report preparation.

Information Processing/Data Entry Technician

An instructional program that prepares individuals to support business information operations by using computer equipment to enter, process, and retrieve data for a wide variety of administrative purposes. Includes instruction in using basic business software and hardware; business computer networking; principles of desktop publishing; preparing mass mailings; compiling and editing spreadsheets; list maintenance; preparing tables and graphs; receipt control; and preparing business performance reports.

Instrumentation Technology/Technician

An instructional program that prepares individuals to apply basic engineering principles and technical skills in support of engineers engaged in developing control and measurement systems and procedures. Includes instruction in instrumentation design and maintenance, calibration, design and production testing and scheduling, automated equipment functions, applications to specific industrial tasks, and report preparation.

Insurance and Risk Management

An instructional program that prepares individuals to manage risk in organizational settings and provide risk-aversion services to businesses, individuals, and other organizations. Includes instruction in risk theory, casualty insurance and general liability, property insurance adjustment, underwriting, and pension planning.

Interior Design

An instructional program in the applied visual arts that prepares individuals to apply artistic principles and techniques to the professional planning, designing, equipping, and furnishing residential and commercial interior spaces. Includes instruction in drafting and graphic techniques; principles of interior lighting, acoustics, systems integration, and color coordination; furniture and furnishings; textiles and their finishing; the history of interior design and period styles; basic structural design; building codes and inspection regulations; and applications to office, hotel, factory, restaurant and housing design.

International Business Marketing

An instructional program that prepares individuals to perform marketing activities in enterprises primarily engaged in exporting or importing goods and services in world markets. Includes instruction in international trade controls, foreign trade operations, locating markets, negotiation practices, monetary issues, and international public relations.

Kitchen Personnel/Cook and Assistant Training

An instructional program that prepares individuals to serve under the supervision of chefs and other food service professionals as kitchen support staff and commercial food preparation workers. Includes instruction in kitchen organization and operations, sanitation and quality control, basic food preparation and cooking skills, kitchen and kitchen equipment maintenance, and quantity food measurement and monitoring.

Landscaping Operations and Management

An instructional program that prepares individuals to procure, plant and maintain grounds and indoor and outdoor ornamental plants. Includes instruction in equipment maintenance and facilities management.

Laser and Optical Technology/Technician

An instructional program that prepares individuals to apply basic engineering principles and technical skills in support of engineers and other professionals engaged in developing and using lasers and other optical for commercial or research purposes. Includes instruction in laser and optical principles, testing and maintenance procedures, safety precautions, specific applications to various tasks, and report preparation.

Law Enforcement/Police Science

An instructional program that prepares individuals to perform the duties of police and public security officers, including patrol and investigative activities, traffic control, crowd control and public relations, witness interviewing, evidence collection and management, basic crime prevention methods, weapon and equipment operation and maintenance, report preparation, and other routine law enforcement responsibilities.

Legal Administrative Assistant/Secretary

An instructional program that prepares individuals to perform the duties of special assistants and/or personal secretaries for lawyers, judges, and legal counsels. Includes instruction in business and legal communications, principles of law, public relations, scheduling and travel management, secretarial accounting, filing systems and records management, conference and meeting recording, report preparation, office equipment and procedures, office supervisory skills, legal terminology and research methods, and professional standards and legal requirements.

Lineworker

An instructional program that prepares individuals to apply technical knowledge and skills to install, operate, maintain and repair local, long-distance, and rural electric power cables and communication lines; erect and construct pole and tower lines; and install underground lines and cables.

Locksmith and Safe Repairer

An instructional program that prepares individuals to apply technical knowledge and skills to make, repair, maintain, modify, and open locks; to make keys; to enter and change lock and safe combinations; and install and repair safes.

Machine Shop Assistant

An instructional program that prepares individuals to apply technical knowledge and skills to fabricate and modify metal parts in support of other manufacturing, repair or design activities, or as an independent business.

Machinist/Machine Technologist

An instructional program that prepares individuals to apply technical knowledge and skills to plan, manufacture, assemble, test, and repair parts, mechanisms, machines, and structures in which materials are cast, formed, shaped, molded, heat treated, cut, twisted, pressed, fused, stamped or worked.

PROGRAM DESCRIPTIONS

Major Appliance Installer and Repairer

An instructional program that prepares individuals to apply technical knowledge and skills to repair, install, and service major gas, electric, and microwave consumer appliances such as stoves, refrigerators, dryers, water heaters, washers, dishwashers, and commercial units such as ice makers and coffee makers.

Marine Maintenance and Ship Repairer

An instructional program that prepares individuals to apply technical knowledge and skills to repair outboard and inboard engines; test, maintain, and repair steering devices and electrical systems; repair metal, wood, and fiberglass hulls and vessel components; fabricate and maintain sails; and repair and balance propellers and drive shafts.

Marketing Operations/Marketing and Distribution, Other

Any instructional program in marketing operations/marketing and distribution not classified elsewhere.

Mason and Tile Setter

An instructional program that prepares individuals to apply technical knowledge and skills in the laying and/or setting of brick, concrete block, hard tile, marble and related materials, using trowels, levels, hammers, chisels, and other hand tools.

Meatcutter

An instructional program that prepares individuals to apply technical knowledge and skills to cut, trim, and prepare carcasses and portions of meat for sale in wholesale, retail, or food-service establishments. Includes instruction in the use of meat-cutting tools; identification of and cutting techniques for different cuts of meat; dressing poultry; processing fish; counter display; and refrigeration and sanitation.

Mechanical Drafting

An instructional program that prepares individuals to apply technical knowledge and skills to plan and prepare scale pictorial interpretations of plans and design concepts for mechanical devices and machinery, including vehicles and other major systems. Includes instruction in performing all stages of design illustration and interpretation from initial concept to prototype, and the use of computer-assisted design programs.

Medical Administrative Assistant/Secretary

An instructional program that prepares individuals to perform the duties of special assistants and/or personal secretaries for physicians, hospital and health services administrators, and other health professionals. Includes instruction in business and medical communications, principles of health services operations, public relations, scheduling and travel management, secretarial accounting, filing systems and records management, conference and meeting recording, report preparation, office equipment and procedures, office supervisory skills, medical terminology, medical legal and business procedures, and professional standards and legal requirements.

Medical Assistant

An instructional program that prepares individuals to support physicians by providing assistance during patient examinations, treatment administration, and monitoring; by keeping patient and related health record information; and by performing a wide range of practice-related duties.

Medical Laboratory Technician

An instructional program that prepares individuals to perform general medical laboratory procedures and routines, under the supervision of a physician or laboratory director. Includes instruction in medical laboratory procedures; equipment operation and maintenance; principles of different bacteriological, biological, and chemical test procedures; equipment and sample inventorying and storage; laboratory safety procedures; laboratory assistant supervision; and record-keeping.

Medical Radiologic Technology/Technician

An instructional program that prepares individuals to perform diagnostic examinations, and administer therapeutic procedures, using X-Rays and related radiations, under the supervision of a radiologist. Includes instruction in conducting CAT scans (computer tomography), xeradiography, thermography and X-Ray procedures; equipment operation and maintenance; patient preparation; and record-keeping.

Medical Records Technology/Technician

An instructional program that prepares individuals to classify medical information and prepare records, under the supervision of a medical records administrator. Includes instruction in medical records science, medical terminology, record classification, user needs, indexing, special records systems, computer operation, and applicable laws and regulations.

Metallurgical Technology/Technician

An instructional program that prepares individuals to apply basic engineering principles and technical skills in support of engineers and metallurgists engaged in developing and using industrial metals and manufacturing processes. Includes instruction in principles of metallurgy, related manufacturing systems, laboratory techniques, testing and inspection procedures, instrument calibration, system and equipment maintenance and repair, applications to specific processes, and report preparation.

Miscellaneous Mechanics and Repairers, Other

Any instructional program in miscellaneous mechanics and repairers not classified elsewhere.

Motorcycle Mechanic and Repairer

An instructional program that prepares individuals to apply technical knowledge and skills to repair, service, and maintain motorcycles and other similar powered vehicles. Includes instruction in lubrication and cooling systems, electrical and ignition systems, carburetion, fuel systems and adjustments of moving parts.

Musical Instrument Repairer

An instructional program that prepares individuals to apply technical knowledge and skills to make, repair, maintain, and tune acoustic and electric musical instruments. Includes instruction in methods and equipment for making musical instruments, electronic instrument amplification systems, techniques of cleaning, and methods of tuning musical instruments.

Natural Resources Conservation, General

An instructional program that generally describes activities involving the conservation and/or improvement of natural resources such as air, soil, water, land, fish, and wildlife for economic and recreation purposes.

150

PROGRAM DESCRIPTIONS

Nursing Assistant/Aide

An instructional program that prepares individuals to perform routine nursing-related services to patients in hospitals or long-term care facilities, under the training and supervision of a registered nurse or licensed practical nurse.

Occupational Safety and Health Technology/Technician

An instructional program that prepares individuals to apply basic engineering principles and technical skills in support of engineers and other professionals engaged in maintaining job-related health and safety standards. Includes instruction in safety engineering principles, inspection and monitoring procedures, testing and sampling procedures, laboratory techniques, applications to specific work environments, and report preparation.

Occupational Therapy Assistant

An instructional program that prepares individuals to support occupational therapists by providing assistance during patient examinations, treatment administration, and monitoring; by keeping patient and related health record information; and by performing a wide range of practice-related duties.

Office Supervision and Management

An instructional program that prepares individuals to supervise and manage the operations and personnel of business offices and management-level divisions. Includes instruction in employee supervision, management, and labor relations; budgeting; scheduling and coordination; office systems operation and maintenance; office records management, organization, and security; office facilities design and space management; preparation and evaluation of business management data; and public relations.

Operations Management and Supervision

An instructional program that prepares individuals to manage and direct the physical and/or technical functions of a firm or organization, particularly those relating to development, production, and manufacturing. Includes instruction in principles of general management, manufacturing and production systems, plant management, equipment maintenance management, production control, industrial labor relations and skilled trades supervision, strategic manufacturing policy, systems analysis, productivity analysis and cost control, and materials planning.

Optical Technician/Assistant

An instructional program that prepares individuals to assist optometrists or ophthalmologists providing diagnostic, treatment and dispensing services. Includes instruction in vision testing, corneal measurement, color screening, patient counseling, eyewear fitting and modification, and office administration duties.

Opticianry/Dispensing Optician

An instructional program that prepares individuals to fill prescriptions ordered by ophthalmologists or optometrists and to dispense optical supplies and equipment. Includes instruction in shaping and grinding lenses, frame selection and fitting, patient counseling, supervision of assistants and the operation of a business.

Orthotics/Prosthetics

An instructional program that prepares individuals, under the supervision of a physician and in consultation with therapists, to make and fit orthoses and prostheses. Includes instruction in design, crafting and production techniques, properties of materials, anatomy and physiology, and patient counseling.

Painter and Wall Coverer

An instructional program that prepares individuals to apply technical knowledge and skills to finish exterior and interior surfaces by applying protective or decorative coating materials, such as paint, lacquer, and wallpaper. Includes instruction in surface preparation; selecting, preparing, and applying paints and other coatings; hanging wallpaper; and equipment operation and maintenance.

Pharmacy Technician/Assistant

An instructional program that prepares individuals to support pharmacists by providing assistance during patient consultation, counter dispensing operations, and prescription preparation; keeping patient and related health record information; and by performing a wide range of practice-related duties.

Photographic Technology/Technician

An instructional program that prepares individuals to support photographers and other professionals in preparing still, motion picture and video products; developing film and related technical processes; and operating specialized equipment.

Physical Therapy Assistant

An instructional program that prepares individuals to support physical therapists by providing assistance during patient examinations, treatment administration, and monitoring; by keeping patient and related health record information; and by performing a wide range of practice-related duties.

Plastics Technology/Technician

An instructional program that prepares individuals to apply basic engineering principles and technical skills in support of engineers and other professionals engaged in developing and using industrial polymers. Includes instruction in the principles of macromolecular chemistry, polymerization and plastic manufacturing processes and equipment, design and operational testing procedures, equipment maintenance and repair procedures, safety procedures, applications to specific products, and report preparation.

Plumber and Pipefitter

An instructional program that prepares individuals to apply technical knowledge and skills to lay out, assemble, install, and maintain piping fixtures and piping systems for steam, hot water, heating, cooling, drainage, lubricating, sprinkling, and industrial processing systems. Includes instruction in material selection and use of tools to cut, bend, join, and weld pipes.

Practical Nurse (L.P.N. Training)

An instructional program that prepares individuals to assist in providing general nursing care under the direction of a registered nurse, physician or dentist. Includes instruction in taking patient vital signs, applying sterile dressings, patient health education and assistance with examinations and treatment.

Precision Metal Workers, Other

Any instructional program in precision metal work not classified elsewhere.

BEST COPY AVAILABLE

PROGRAM DESCRIPTIONS

Printing Press Operator

An instructional program that prepares individuals to apply technical knowledge and skills to make ready, operate, and maintain printing presses.

Quality Control and Safety Technologies/Technicians, Other

Any instructional program in quality control and safety technologies not classified elsewhere.

Quality Control Technology/Technician

An instructional program that prepares individuals to apply basic engineering principles and technical skills in support of engineers and other professionals engaged in maintaining consistent manufacturing and construction standards. Includes instruction in quality control systems management principles, technical standards applicable to specific engineering and manufacturing projects, testing procedures, inspection procedures, related instrumentation and equipment operation and maintenance, and report preparation.

Radio and Television Broadcasting

An instructional program that describes the methods and techniques used to plan, produce and direct entertainment and informational programs and short subjects in the broadcast media, and that prepares individuals to function as professional announcers, directors and producers. Includes instruction in scheduling; film and tape editing; on- and off-camera/microphone procedures and techniques; sound mixing; studio direction; personnel and facilities management; and broadcast law, policies and code regulations.

Radio and Television Broadcasting Technology/Technician

An instructional program that prepares individuals to support broadcast managers and other professionals in performing tasks related to the production of radio and television programs, films, and recordings. Includes instruction in operating specialized equipment.

Real Estate

An instructional program that prepares individuals to develop, buy, sell, appraise, and manage real property. Includes instruction in land use development policy, real estate law, real estate marketing procedures, agency management, brokerage, property inspection and appraisal, real estate investing, leased and rental properties, commercial real estate, and property management.

Receptionist

An instructional program that prepares individuals to perform public relations duties for a business, organization, or answering service. Includes instruction in telephone answering techniques, responding to information requests, keeping caller and/or visitor records, placing business calls, operating telephone switchboards and/or other communications equipment, relaying incoming and interoffice calls, schedule maintenance, and public relations skills.

Respiratory Therapy Technician

An instructional program that prepares individuals to perform therapeutic and life-support procedures using respiratory equipment, under the supervision of a physician. Includes instruction in administering inhalants via mist, mask, tent or other procedures; monitor heart-lung machines and other intensive care therapies; anesthesia; emergency procedures; equipment operation and maintenance; storage and safety methods; and record-keeping.

Robotics Technology/Technician

An instructional program that prepares individuals to apply basic engineering principles and technical skills in support of engineers and other professionals engaged in developing and using robots. Includes instruction in the principles of robotics, design and operational testing, system maintenance and repair procedures, robot computer systems and control language, specific system types and applications to specific industrial tasks, and report preparation.

Security and Loss Prevention Services

An instructional program that prepares individuals to perform routine inspection, patrol and crime prevention services for private clients. Includes instruction in the provision of personal protection as well as property security.

Sign Language Interpreter

An instructional program that prepares individuals to interpret oral speech for the hearing impaired. Includes instruction in American Sign Language or other deaf language, fingerspelling, orientation to deaf culture, and interpreting from signing to voice as well as from voice to signing.

Small Engine Mechanic and Repairer

An instructional program that prepares individuals to apply technical knowledge and skills to repair, service, and maintain small internal-combustion engines used on portable power equipment such as lawnmowers, chain saws, rotary tillers, and snowmobiles.

Stationary Energy Sources Installer and Operator

An instructional program that prepares individuals to apply technical knowledge and skills to install, repair, operate, and maintain large power sources for such purposes as generating electricity, pumping, and heating.

Surgical/Operating Room Technician

An instructional program that prepares individuals to perform general technical support tasks in the operating room before, during, and after surgery. Includes instruction in pre-operation patient and surgical team preparation, handling surgical instruments at tableside, supply inventory maintenance before and during operations, sterilization and cleaning of equipment, maintaining clean and sealed environments, operating room safety procedures, and record-keeping.

Surveying

An instructional program that prepares individuals to apply mathematical and scientific principles to the delineation, determination, planning and positioning of land tracts, land and water boundaries, land contours and features; and the preparation of related maps, charts and reports. Includes instruction in applied geodesy, computer graphics, photointerpretation, plane and geodetic surveying, mensuration, traversing, survey equipment operation and maintenance, instrument calibration, and basic cartography.

Teacher Assistant/Aide

An instructional program that prepares individuals to assist a teacher in regular classroom settings or in providing instruction and supervision to special student populations, such as bilingual/bicultural students, special education students, adult learners, and students learning English. Includes instruction in techniques of general classroom supervision, maintaining order, assisting with lessons and carrying out related assignments.

PROGRAM DESCRIPTIONS

Tool and Die Maker/Technologist

An instructional program that prepares individuals to apply technical knowledge and skills to operate machine tools used in the forming of metal components, as well as the fabrication of special tools, dies, jigs and fixtures used in cutting, working and finishing metal components.

Travel Services Marketing Operations

An instructional program that prepares individuals to perform marketing tasks specifically applicable to the travel industry.

Truck, Bus and Other Commercial Vehicle Operator

An instructional program that prepares individuals to apply technical knowledge and skills to drive trucks and buses, delivery vehicles, for-hire vehicles and other commercial vehicles. Includes instruction in operating gas, diesel, or electrically-powered vehicles; loading and unloading cargo or passengers; reporting delays or accidents on the road; verifying load against shipping papers; arranging transportation for personnel; and keeping records of receipts and fares.

Turf Management

An instructional program that prepares individuals to establish, manage and maintain ornamental or recreational grassed areas, to prepare and maintain athletic playing surfaces, and to produce turf for transplantation.

Upholsterers

An instructional program that prepares individuals to apply technical knowledge and skills to install springs, filling, padding, covering and finishing on items such as furniture, automobile seats, caskets, mattresses, and bedsprings.

Vehicle and Mobile Equipment Mechanics and Repairers, Other

Any instructional program in vehicle and mobile equipment mechanics and repairers not classified elsewhere.

Vehicle Parts and Accessories Marketing Operations

An instructional program that prepares individuals to perform marketing tasks specifically applicable to the retail vehicular parts and accessories industry.

Veterinarian Assistant/Animal Health Technician

An instructional program that prepares individuals to support veterinarians by providing assistance during animal examinations, treatment administration, and monitoring; by keeping animal and related health record information; and by performing a wide range of practice-related duties.

Watch, Clock and Jewelry Repairer

An instructional program that prepares individuals to apply technical knowledge and skills to make, repair, and maintain timepieces, time-measuring devices, and jewelry items. Includes instruction in mechanical timekeeping systems, digital timekeeping systems, timesetting, casting, engraving, polishing, stonesetting, soldering, fine microscopic work, equipment and tool maintenance, redesign and restyling techniques, and customer relations.

Water Quality and Wastewater Treatment Technology/Technician

An instructional program that prepares individuals to apply basic engineering principles and technical skills in support of engineers and other professionals engaged in developing and using water storage, water power, and wastewater treatment systems. Includes instruction in water storage, power and/or treatment systems and equipment; appropriate testing and inspection procedures; appropriate system maintenance procedures; and report preparation.

Welder/Welding Technologist

An instructional program that prepares individuals to apply technical knowledge and skills to unite or separate metal parts by heating, using a variety of techniques and equipment, such as brazing, arc, gas and laser operations.

Woodworkers, Other

Any instructional program in woodworking not classified elsewhere.

6

Other Resources

This Section lists other resources which may be helpful to seekers of educational program information as well as background information on the state's Workforce Centers and the recent merging of some technical and community colleges. Here, one can find the names of the campuses listed in this publication (these are the new names as of June 1996).

The following information is included in this section:

- Minnesota Technical College & Campus Names
- Minnesota Technical Colleges Address & Phone Listings
- Minnesota Workforce Center System
- One-Stop Labor Market Information
- Other Publications
- Internet Addresses and Other Electronic Resources
- Map of Minnesota Technical Colleges & Campuses; Statewide and Metro
- Map of Minnesota Workforce Centers; Statewide and Metro
- Map of State Occupational Data Regions

Minnesota Technical College & Campus Names

Listed below are the names of the 1994 Technical College Campuses which appear in this report as well as their current (as of 6/1/96) campus names and the current college which the campus is under.

1994 CAMPUS	MN CITY	1996 CAMPUS NAME	1996 COLLEGE NAME
Albert Lea	→	Albert Lea Campus	Riverland Community College, A Technical & Community College
Alexandria	→	Alexandria Technical College	Alexandria Technical College
Anoka	→	Anoka-Hennipen Tech. College	Anoka-Hennipen Technical College
Austin	→	Austin Campus	Riverland Community College, A Technical & Community College
Bemidji	→	Bemidji Campus	Northwest Technical College
Brainerd	→	Brainerd Campus	Central Lakes College
Canby	→	Canby Campus	Southwestern Technical College
Dakota County	Rosemount	Dakota County Tech. College	Dakota County Technical College
Detroit Lakes	→	Detroit Lakes Campus	Northwest Technical College
Duluth	→	Lake Superior College	Lake Superior College
E. Grand Forks	→	E. Grand Forks Campus	Northwest Technical College
Eveleth	→	Range Technical College	Range Technical College
Faribault	→	Faribault Campus	South Central Technical College
Granite Falls	→	Granite Falls Campus	Southwestern Technical College
Hennepin North	Brooklyn Park	Brooklyn Park Campus	Hennepin Technical College
Hennepin South	Eden Prairie	Eden Prairie Campus	Hennepin Technical College
Hibbing	→	Hibbing Community College, A Technical & Community College	Hibbing Community College, A Technical & Community College
Hutchinson	→	Hutchinson Campus	Ridgewater College, A Technical & Community College
Jackson	→	Jackson Campus	Southwestern Technical College
Mankato	→	Mankato Campus	South Central Technical College
Minneapolis	→	Minneapolis Community & Technical College	Minneapolis Community & Technical College
Moorhead	→	Moorhead Campus	Northwest Technical College
Northeast Metro	White Bear Lake	Century Comm. & Tech. College	Century Community & Technical College
Pine	Pine City	Pine Technical College	Pine Technical College
Pipestone	→	Pipestone Campus	Southwestern Technical College
Red Wing	→	Red Wing Campus	Red Wing/Winona Technical College
Rochester	→	Rochester Comm & Tech. College	Rochester Comm. & Tech. College
St. Cloud	→	St. Cloud Campus	St. Cloud Technical College
St. Paul	→	St. Paul Technical College	St. Paul Technical College
Staples	→	Staples Campus	Central Lakes College
Thief River Falls	→	Northland Comm & Tech. College	Northland Comm. & Tech. College
Wadena	→	Wadena Campus	Northwest Technical College
Willmar	→	Willmar Campus	Ridgewater College, A Technical & Community College
Winona	→	Winona Campus	Red Wing/Winona Technical College

Minnesota Technical Colleges Address & Phone Listings

Alexandria Technical College

1601 Jefferson Street
Alexandria, MN 56308
320/762-0221 or 1-800-253-9884
Fax: 320/762-4501

Anoka-Hennepin Technical College

1355 West Highway 10
Anoka, MN 55303
612/576-4700
Fax: 612/576-4715

Central Lakes College

501 West College Drive
Brainerd, MN 56401
218/828-2525 or 1-800-933-0346
Fax: 218/828-2710

Central Lakes College - Brainerd Campus

300 Quince Street
Brainerd, MN 56401
218/828-5344 or 1-800-247-2574
Fax: 218/828-5340

Central Lakes College - Staples Campus

1830 Airport Road
Staples, MN 56479
218/894-1051 or 1-800-247-6836
Fax: 218/894-2546

Century Community & Technical College

*(Formerly Lakewood Community College and
Northeast Metro Technical College.)*
3401 Century Avenue
White Bear Lake, MN 55110
612/779-3200
Fax: 612/779-3417

Dakota County Technical College

1300 East 145th Street
Rosemount, MN 55068-2999
612/423-2281
Fax: 612/423-7043

Hennepin Technical College - Brooklyn Park

9000 Brooklyn Blvd.
Brooklyn Park, MN 55445-2399
612/425-3800
Fax: 612/550-2119

Hennepin Technical College - Eden Prairie

9200 Flying Cloud Drive
Eden Prairie, MN 55347
612/944-2222 or 1-800-345-4655
Fax: 612/550-3147

Hibbing Community College. A Technical & Community College

*Effective 7-1-96, Hibbing Community College will
consolidate with Range Technical College.)*
1515 East 25th Street
Hibbing, MN 55746
218/262-6700 or 1-800-224-4422
Fax: 218/262-6717

Lake Superior College

2101 Trinity Road
Duluth, MN 55811-3399
218/722-2801 ext. 203
Fax: 218/722-2899

Minneapolis Community & Technical College

1501 Hennepin Avenue
Minneapolis, MN 55403-1779
612/341-7000
Fax: 612/341-7660

Northland Community & Technical College

1101 Highway 1 East
Thief River Falls, MN 56701
218/681-0701
Fax: 218/681-0724

Northwest Technical College - Regional Office

1103 Roosevelt Road S.E.
Bemidji, MN 56601
218/755-4292 or 1-800-942-8324
Fax: 218/755-4295

Northwest Technical College - Bemidji

905 Grant Avenue S.E.
Bemidji, MN 56601
218/755-4270 or 1-800-942-8324
Fax: 218/755-4289

Northwest Technical College - Detroit Lakes

900 Highway 34 East
Detroit Lakes, MN 56501
218/847-1341 or 1-800-492-4836
Fax: 218/847-7170

Northwest Technical College - East Grand Forks

Highway 220 North
East Grand Forks, MN 56721
218/773-3441 or 1-800-492-4836
Fax: 218/773-4502

Northwest Technical College - Moorhead

1900 28th Avenue South
Moorhead, MN 56560
218/236-6277 or 1-800-426-5603
Fax: 218/236-0342

Northwest Technical College - Wadena

405 S.W. Colfax, P.O. Box 56
Wadena, MN 56482
218/631-3530 or 1-800-247-2007
Fax: 218/631-9207

Pine Technical College

1000 Fourth Street
Pine City, MN 55063
320/629-6764 or 1-800-521-7463
Fax: 320/629-7603

Range Technical College - Eveleth

1100 Industrial Park Drive, P.O. Box 0648
Eveleth, MN 55734-0648
218/744-3302 or 1-800-345-2884
Fax: 218/744-3486

Red Wing/Winona Technical College

308 Pioneer Road
Red Wing, MN 55066
612/388-8271 or 1-800-657-4849
Fax: 612/388-6368

Red Wing/Winona Technical College - Red Wing

308 Pioneer Road & Highway 58
Red Wing, MN 55066
612/388-8271 or 1-800-657-4849
Fax: 612/388-6368

Red Wing/Winona Technical College - Winona

P.O. Box 409
Winona, MN 55987-0409
507/454-4600 or 1-800-372-8164
Fax: 507/452-1564

Ridgewater College, a Community & Technical College - Hutchinson

(Effective 7-1-96, Hutchinson-Willmar Technical College will consolidate with Willmar Community College.)

2 Century Avenue SE
Hutchinson, MN 55350
320/587-3636
Fax: 320/587-9019

Ridgewater College, a Community & Technical College - Willmar

P.O. Box 1097
Willmar, MN 56201
320/235-5114 or 1-800-722-1151
Fax: 320/231-

Riverland Technical College, A Community & Technical College - Albert Lea

(Effective 7-1-96, MRTC - Austin will consolidate with Austin Community College and SCTC - Albert Lea.)
2200 Tech Drive
Albert Lea, MN 56007
507/373-0656 or 1-800-333-2584
Fax: 507/373-1758

Riverland Technical College, A Community & Technical College - Austin

1900 Eighth Avenue N.W.
Austin, MN 55912
507/433-0600 or 1-800-247-5039
Fax: 507/433-0665

Rochester Community & Technical College

851 30th Avenue S.E.
Rochester, MN 55904-4999
507/285-7210
Fax: 507/285-7496

Saint Cloud Technical College

1540 Northway Drive
St. Cloud, MN 56303-1240
320/654-5000 or 1-800-222-1009
Fax: 320/654-5981

Saint Paul Technical College

235 Marshall Avenue
St. Paul, MN 55102
612/221-1300 or 1-800-227-6029
Fax: 612/221-1416

South Central Technical College - Faribault

1225 S.W. Third Street
Faribault, MN 55021
507/334-3965 or 1-800-422-0391
Fax: 507/332-5888

South Central Technical College - Mankato

1920 Lee Boulevard
North Mankato, MN 56003
507/389-7200 or 1-800-722-9359
Fax: 507/388-9951

Southwestern Technical College

(Effective 1-1-97, Southwestern Technical College will consolidate with Worthington Community College.)

1593 11th Avenue
Granite Falls, MN 56241
612/564-4511 or 1-800-657-3247
Fax: 612/564-2318

Southwestern Technical College - Canby

1011 First Street West
Canby, MN 56220
507/223-7252 or 1-800-658-2535
Fax: 507/223-5291

Southwestern Technical College - Granite Falls

1593 11th Avenue
Granite Falls, MN 56241
612/564-4511 or 1-800-657-3247
Fax: 612/564-2318

Southwestern Technical College - Jackson

401 West Street
Jackson, MN 56143
507/847-3320 or 1-800-658-2522
Fax: 507/847-5389

Southwestern Technical College - Pipestone

P.O. Box 250
Pipestone, MN 56164-0250
507/825-5471 or 1-800-658-2330
Fax: 507/825-4656

Minnesota Workforce Center System

FACTS:

- Provides a statewide network of single-point access to employment-related services. Fifty-two Minnesota Workforce Centers will be opened in the next two years.
- Creates one seamless system for job seekers and employers through the functional integration of customer services.

FEATURES:

- Resource centers provide self-help career services, similar to the comfortable, friendly and knowledgeable environment associated with going to the library.
- Individual customer needs determine the services provided.
- Extensive employer services, including Account Representatives to serve employers; applicant screening; on-site job analysis; recruiting; workshops and seminars.
- Specialized programs for employers, including Hiring Advisor, a computerized source of hiring advice that includes information on employment law, job analysis, building an applicant pool, conducting interviews, documenting discipline and more!
- Local labor market information from regional analysts, including workforce demographics, local unemployment statistics, salary surveys, and regional occupational/industrial employment projections.
- Automated job matching by use of Minnesota SkillsNet, a computerized resume scanning system.
- A case management system that is "customer attached" rather than "agency attached" and cuts across all programs; a shared database of client records that respects confidentiality.
- An integrated management information system to monitor services provided across all programs and to assist in unified workforce development planning.
- Extensive use of technology to support integrated operations and information systems.
- Resource sharing (staff, buildings, equipment, etc.)
- Video-conferencing sites.

One-Stop Labor Market Information

This gives a brief description of Minnesota's LMI portion of One-Stop Implementation. The overall thrust is to redesign and implement a system which will serve Workforce Center customers – job seekers and employers – with the LMI they need at the local level. These efforts are consistent with developments and standards set forth under America's Labor Market Information System (ALMIS). The following six specific LMI activities are being newly added or expanded.

Regional Specialists

Six new analysts have been installed in regions of Minnesota. There are grouped in teams of two to serve Workforce Centers in the North, South and Twin Cities areas. Their major tasks are to:

- determine local information needs, stock Resource Rooms with materials and help fulfill requests
- contribute to the development of new information
- analyze regional economies and job markets
- set up LMI training for both local center staff and their outside customers

Consumer Reports

Prospective students will be able to review what happened to groups of individuals who graduated from educational training programs. This information will be drawn from existing student follow up systems, tracking graduates' jobs and earnings using employer records and customer satisfaction surveys.

Jobs in Demand

Job seekers will have regular updates on the kinds of workers employers are looking for now and within the next year, including skills required and if they are hard-to-fill. This information will be consolidated from job orders, business surveys, help wanted ads and occupational forecasts. It will be linked to commercial lists of employer names and addresses to aid in targeted job searches.

Skills Inventory

Employers will be able to obtain up-to-date, localized inventories of workers with the skills they possess, consolidated from the SkillsNet resume matching system, other employer/client databases and local surveys. It will use an updated classification system to allow matching against jobs in demand.

Expanded Occupational Information

All occupational information will be housed in a single relational database (OLMID) to better supply various information systems. Some existing information will be enhanced: the Minnesota Salary Survey will include more occupations, better sampling and regional detail, and there will be a coordinated state/regional long-term job outlook updated every two-years and adhering to national guidelines.

Improved Local Access

Four ways of accessing LMI by end-uses will be supported:

- Promotion of two existing information delivery systems – MCIS for career counseling and MOIS for educational program planning
- Development of a new system for economic development & business location choices – MNWIS
- A common presentation device (Web Homepage) allowing linkages to all data systems

Other Publications

Minnesota Workforce Centers have complete resource rooms which are open to the public with thorough information for students, job seekers, employers and any one else interested in career and employment or labor market information.

These publications specifically address careers and training issues of interest to potential technical college students. They also contain excellent reference lists to other information resources:

- *Minnesota Careers*, published by the Department of Economic Security
- *Occupational Outlook Handbook: 1996-1997*
- *The 1994 Career Guide to Industries*

Internet Addresses and Other Electronic Resources

EDUCATION:

MNSCU (Minnesota State Colleges & Universities)

<http://www.mnscu.edu/>

- MNSCU home page which contains information and links to other resources

TTRC (Training Technology Resource Center)

<http://www.ttrc.doleta.gov/cgi-bin/htimage/map/titlebar.map?377,7>

-extensive information on education and labor market issues and comprehensive listing of other sites and links

NCRVE (National Center for Research in Vocational Education)

<http://vocserve.berkeley.edu/>

-vocational education research

U.S. Department of Education

<http://www.ed.gov/>

-home page of the Department of Education

U.S. Two-Year Colleges (published by the University of Ohio-Toledo)

<http://www.sp.utoledo.edu/twoyrcol.html#CONTENTS>

-comprehensive listing of 2-year programs across state and country

LABOR MARKET INFORMATION:

MDES (Minnesota Department of Economic Security)

<http://mn.jobsearch.org/>

-MDES home page containing job search information and other labor market information

MDES: Research & Statistics Office

<http://peter.itsc.state.md.us:81/>

-information on the State's labor market.

TTRC (Training Technology Resource Center)

<http://www.ttrc.doleta.gov/cgi-bin/htimage/map/titlebar.map?377,7>

-extensive information on education and labor market issues and comprehensive listing of other sites and links

One-Stop/LMI

<http://www.ttrc.doleta.gov/onestop.html>

-sub-page of the TTRC home page; contains information on the One-Stop program and provides labor market information

U.S. Bureau of Labor Statistics (located within the US Department of Labor)

<http://stats.bls.gov/blshome.html>

- labor market information

LMI Net- the ALMIS home page (America's Labor Market Information System)

<http://ecuvax.cis.ecu.edu/~lmi/lmi.html>

-in-depth labor market information for regions and the nation as well as many links to other areas of interest

JobWeb Bulletin Board

<http://www.jobweb.org/>

-created by the National Association of Colleges and Employers; features job postings as well as other job-related resources and services

MN Department of Labor and Industry

<http://www.doli.state.mn.us/>

-contains information specific to programs overseen by this Department; information on the Voluntary Apprenticeship Program is available

Northeastern Minnesota Labor Market Information

<http://www.execpc.com/~porettma/lmi.html>

&

Northeastern Minnesota Labor Market Information

<http://www.execpc.com/~porettma/lmi-2.html>

-site for Regional and Statewide Minnesota Labor Market Information

GENERAL INFORMATION:

MNDEX

<http://www.mndex.com/>

-listings on a variety of Minnesota topics including Higher Education; links to Minnesota Technical and Community Colleges, universities, 4-year colleges, and other educational institutions

U.S. FEDERAL GOVERNMENT AGENCIES

<http://www.lib.lsu.edu/gov/fedgov.html>

- list of Federal agencies on the Internet

OTHER ELECTRONIC INFORMATION:

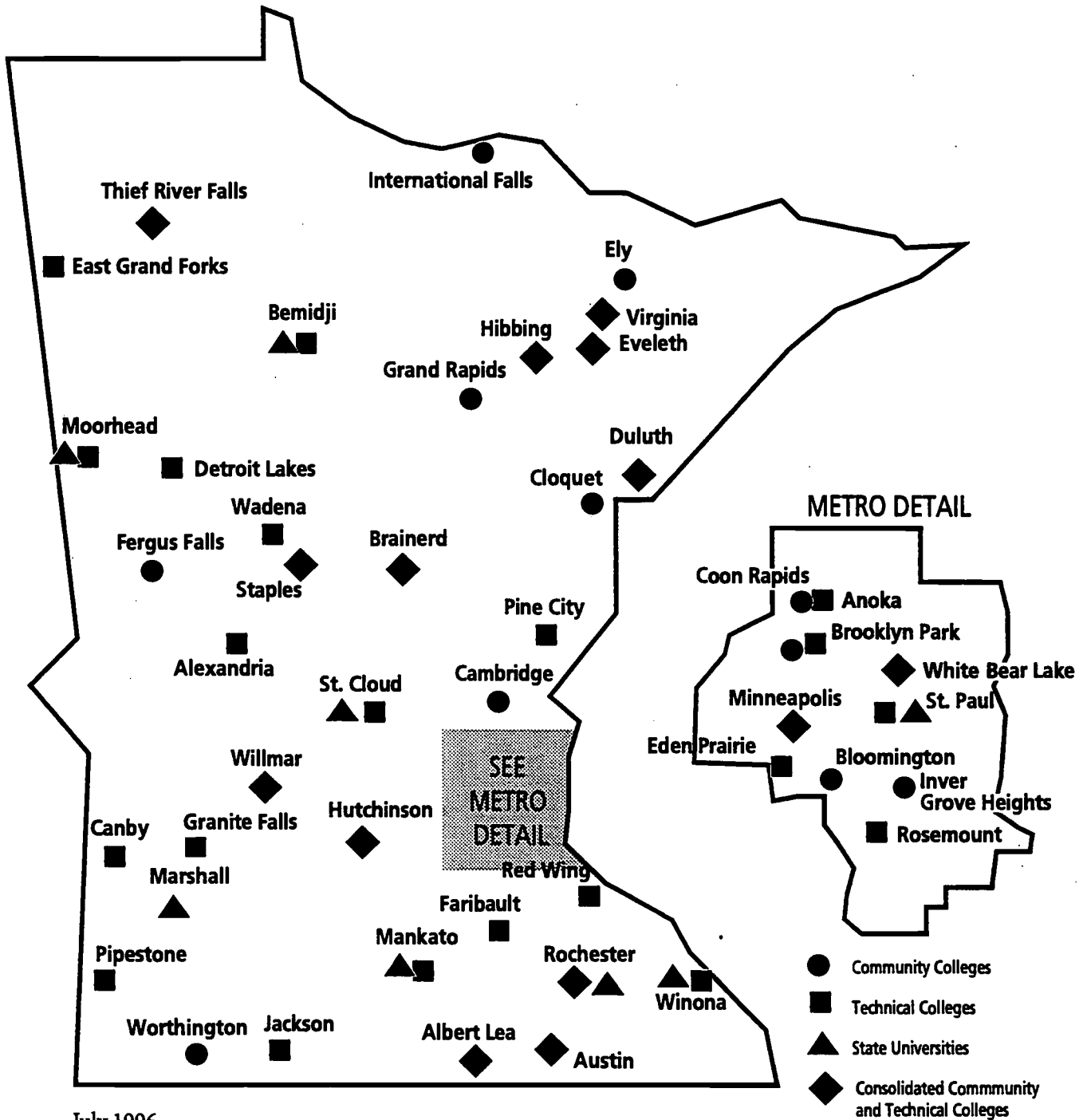
MCIS- Minnesota Career Information System

This interactive computer system is available at many of the following places: high school guidance centers, technical college career resource centers, Minnesota Workforce Centers, and other public institutions.

MOIS- Minnesota Occupational Information System

This interactive computer system designed for use by guidance counselors to assist clients is available at many Minnesota Workforce Centers. Guidance counselors and other professionals interested in obtaining this system should contact Carole Fuller, MDES, at (612) 296-2072.

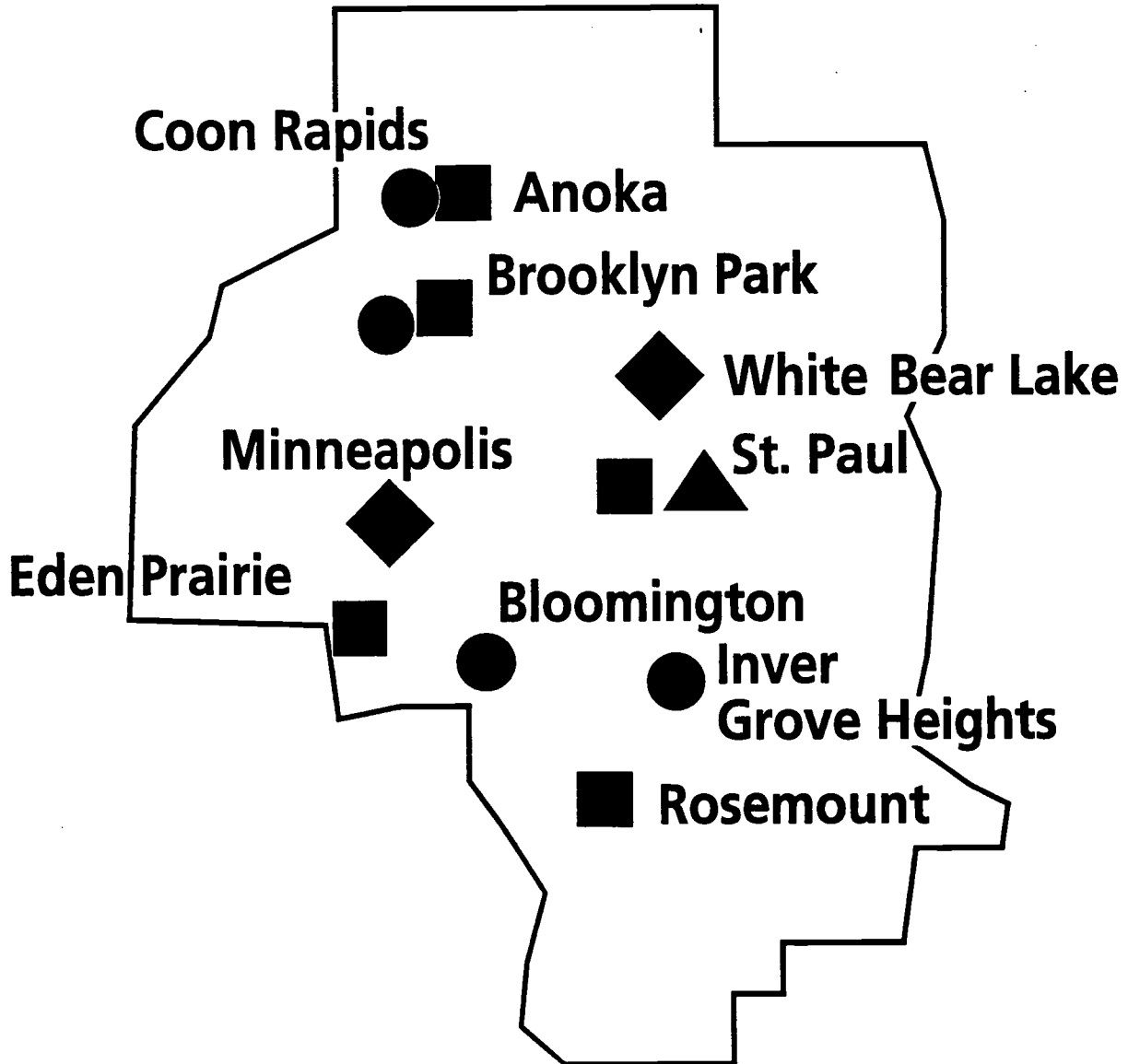
Map of Minnesota Technical Colleges & Campuses



July 1996

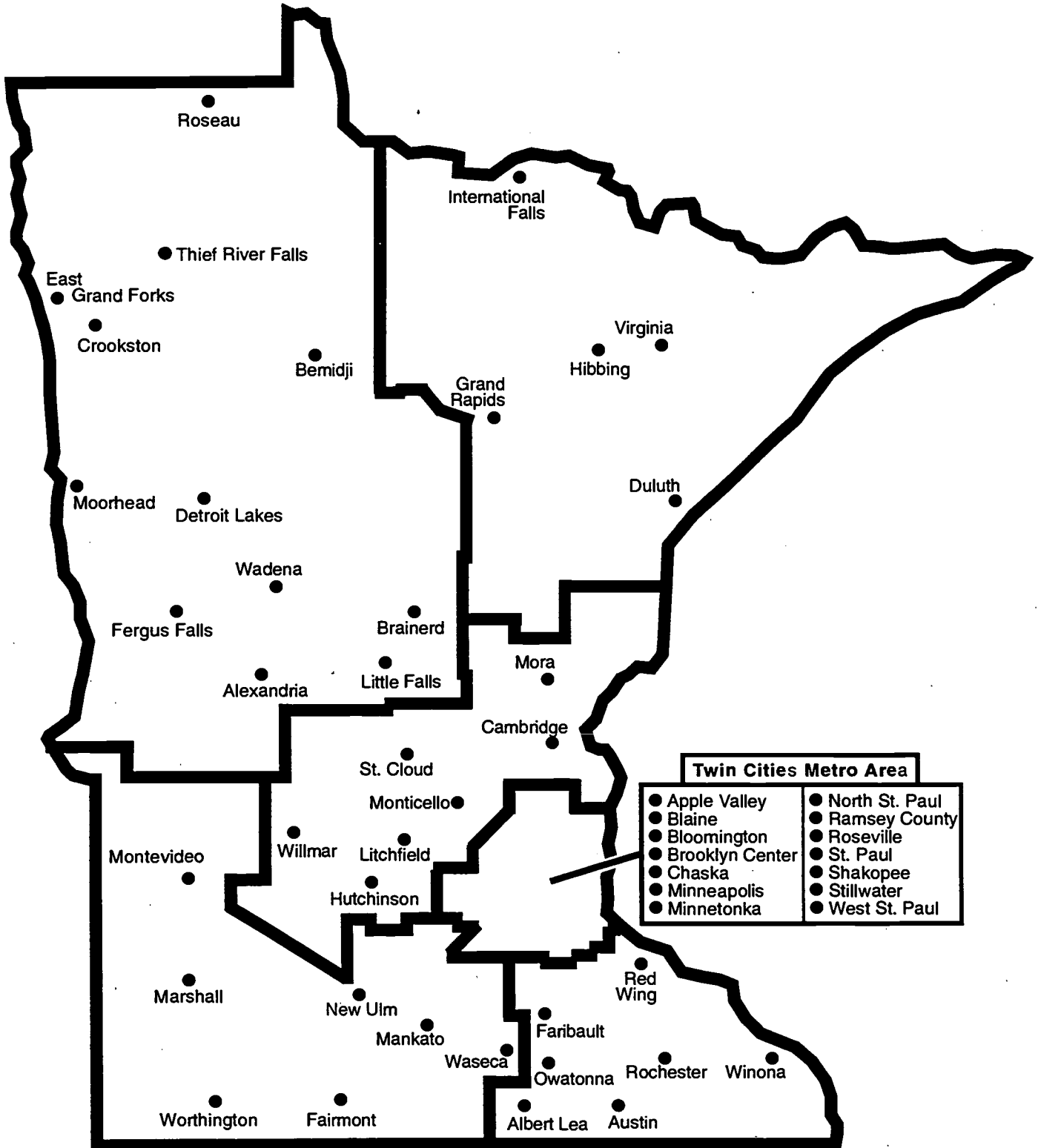
155

Map of Minnesota Technical Colleges & Campuses - Twin Cities



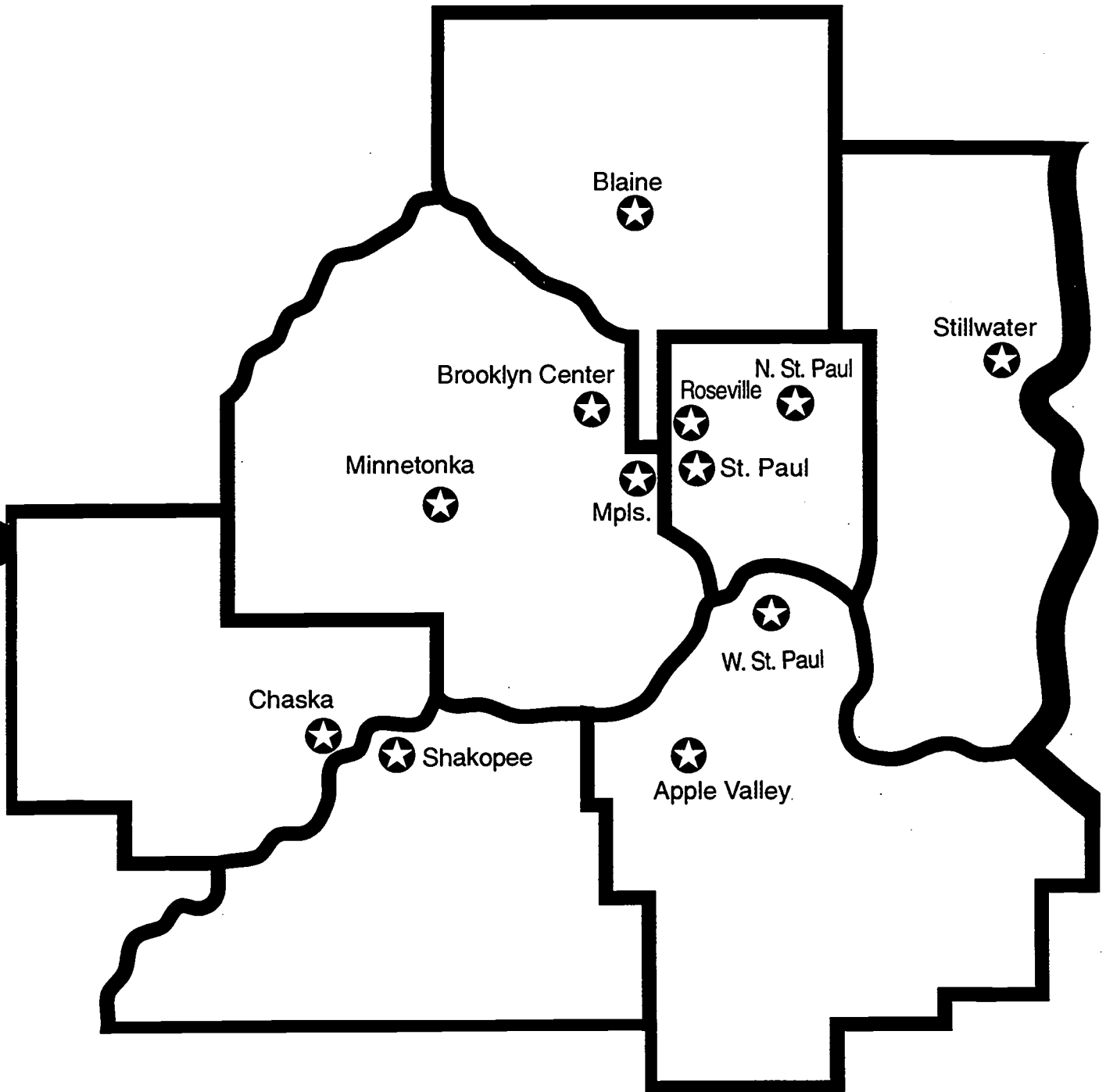
- Community Colleges
- Technical Colleges
- ▲ State Universities
- ◆ Consolidated Community and Technical Colleges

Map of Proposed Minnesota Workforce Centers



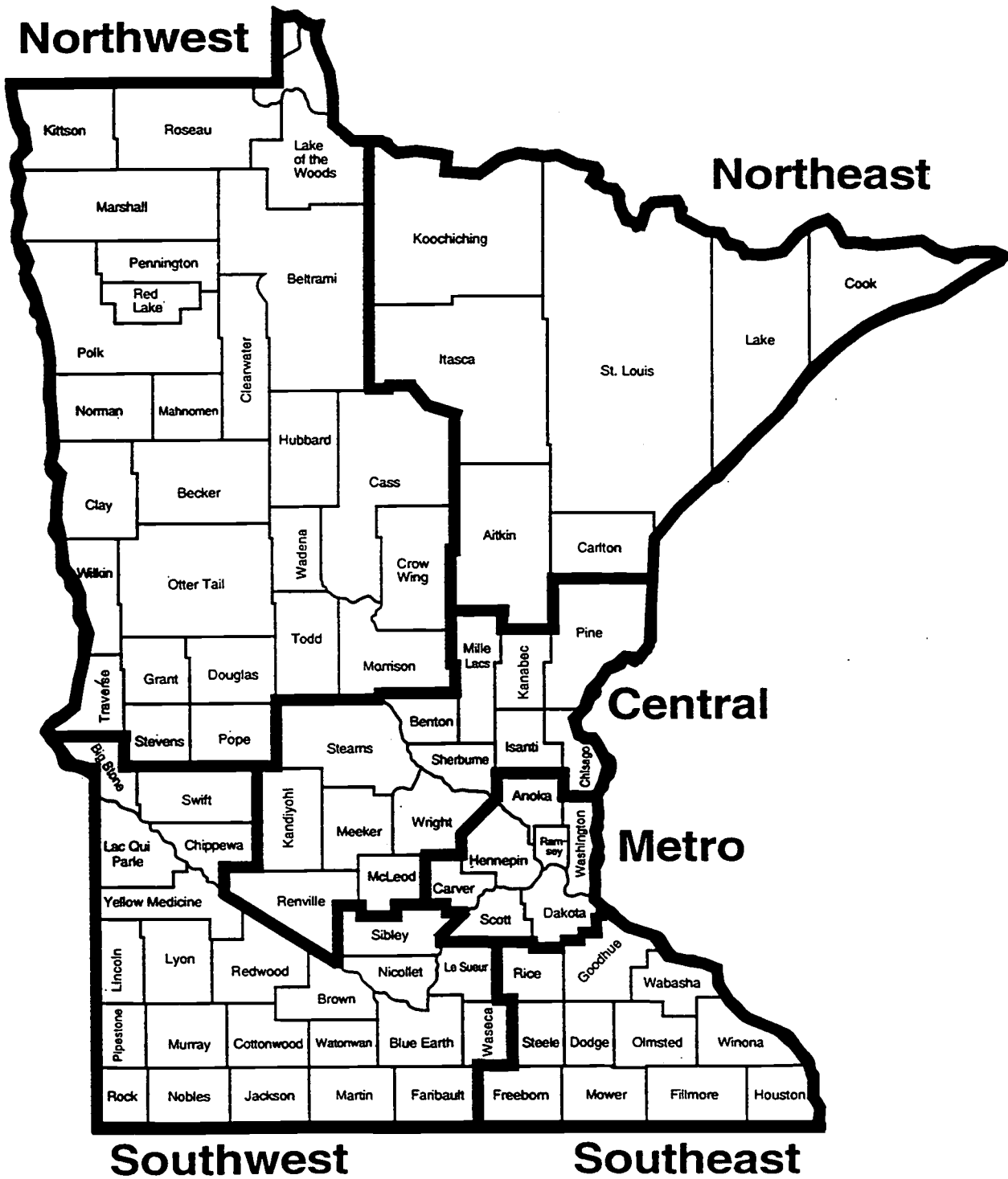
As of June 1996.

Map of Proposed Minnesota Workforce Centers - Twin Cities



As of June 1996.

Map of State Occupational Data Regions



To contact the author of this publication, Katie Sterns, Labor Market Information Analyst at the Department of Economic Security, Research & Statistics Office:

E-mail: ksterns@ngwmail.des.state.mn.us
telephone: (612) 296-1298
mail: MDES-Research & Statistics
Attn: Katie Sterns
390 N Robert Street
Saint Paul MN 55101

PLEASE MAKE A PHOTOCOPY OF THIS SURVEY BEFORE WRITING ON IT SO OTHERS CAN PARTICIPATE IN THIS SURVEY AS WELL.

**User Survey
for
1996 Minnesota Higher Education Consumer Report on
Vocational-Technical College Programs**

Please take a moment to complete and return a *photocopy* of this questionnaire after using the *Consumer Report*. Your responses will help us to improve upon next year's edition of the Minnesota Higher Education Consumer Report. Return the completed survey by either fax or mail to:

Fax:
(612) 282-5429
ATTN: Katie Stems

Mail:
Katie Stems
MN Dept of Economic Security
Research & Statistics Office
390 N Robert Street
Saint Paul MN 55101

Thank you in advance for your participation. Call Katie Stems, Labor Market Information Analyst at (612) 296-1298 if you have any questions or need more survey forms.

Survey

All questions pertain to the 1996 Minnesota Higher Education Consumer Report. Please circle the response which best describes your feelings.

	<u>Strongly Agree</u>	<u>Agree</u>	<u>Neither Agree nor Disagree</u>	<u>Disagree</u>	<u>Strongly Disagree</u>	<u>Didn't Use</u>
Q1. Section 1. the <i>Introduction</i> of this report was useful.	1	2	3	4	5	6
Q2. The information in Section 2. <i>Instructional Program Information by Region & Campus</i> was useful.	1	2	3	4	5	6
Q3. The information in Section 3. <i>Statewide Instructional Program Comparison</i> was useful.	1	2	3	4	5	6
Q4. The information in Section 4. <i>Related Job Titles of Graduates</i> was useful.	1	2	3	4	5	6
Q5. The information in Section 5. <i>Program Descriptions</i> was useful.	1	2	3	4	5	6
Q6. The information in Section 6. <i>Other Resources</i> was useful.	1	2	3	4	5	6
Q7. This publication was easy to use.	1	2	3	4	5	6
Q8. This publication was easy to understand.	1	2	3	4	5	6
Q9. The information in this publication was complete.	1	2	3	4	5	6
Q10. This publication gives information which helps one decide which Technical College program to enroll in.	1	2	3	4	5	6

MORE ON BACK.

Q11. List what other information would help you decide which Technical College program to enroll in?

Q12. Where did you first get this *Consumer Report*? (Circle your response.)

1. Minnesota Workforce Center
2. Technical College
3. Other place (please list): _____

Q13. How did you find this report? (Circle your response.)

1. I found it on my own.
2. Someone told me about it.
3. Someone showed it to me.

Q14. How useful would having this report available at the following locations be for someone? (Circle your response.)

	<u>Very Useful</u>	<u>Somewhat Useful</u>	<u>Not Useful</u>	<u>Don't Know</u>
Public libraries:	1	2	3	4
Other Educational Institutions:	1	2	3	4
Internet or World Wide Web:	1	2	3	4
Computer program at guidance office:	1	2	3	4
Having your own copy:	1	2	3	4
Other place: _____				

Check mark your answers to the following questions:

- Q15. Did you need help to use this report? Yes _____ No _____
- Q16. Did you get help on how to use this report? Yes _____ No _____
- Q17. Are you an employee at a Minnesota Workforce Center or educational institution? Yes _____ No _____
- Q18. What is your sex: Male _____ Female _____
- Q19. What is your age: _____

Q20. What other comments or suggestions do you have about this publication or this type of consumer information?

PLEASE MAKE A PHOTOCOPY OF THIS SURVEY BEFORE WRITING ON IT SO OTHERS CAN PARTICIPATE IN THIS SURVEY AS WELL.

User Survey
for
1996 Minnesota Higher Education Consumer Report on Vocational-Technical College Programs

Please take a moment to complete and return a *photocopy* of this questionnaire after using the *Consumer Report*. Your responses will help us to improve upon next year's edition of the Minnesota Higher Education Consumer Report. Return the completed survey by either fax or mail to:

Fax:
(612) 282-5429
ATTN: Katie Stems

Mail:
Katie Stems
MN Dept of Economic Security
Research & Statistics Office
390 N Robert Street
Saint Paul MN 55101

Thank you in advance for your participation. Call Katie Stems, Labor Market Information Analyst at (612) 296-1298 if you have any questions or need more survey forms.

Survey

All questions pertain to the 1996 Minnesota Higher Education Consumer Report. Please circle the response which best describes your feelings.

	<u>Strongly Agree</u>	<u>Agree</u>	<u>Neither Agree nor Disagree</u>	<u>Disagree</u>	<u>Strongly Disagree</u>	<u>Didn't Use</u>
Q1. Section 1. the <i>Introduction</i> of this report was useful.	1	2	3	4	5	6
Q2. The information in Section 2. <i>Instructional Program Information by Region & Campus</i> was useful.	1	2	3	4	5	6
Q3. The information in Section 3. <i>Statewide Instructional Program Comparison</i> was useful.	1	2	3	4	5	6
Q4. The information in Section 4. <i>Related Job Titles of Graduates</i> was useful.	1	2	3	4	5	6
Q5. The information in Section 5. <i>Program Descriptions</i> was useful.	1	2	3	4	5	6
Q6. The information in Section 6. <i>Other Resources</i> was useful.	1	2	3	4	5	6
Q7. This publication was easy to use.	1	2	3	4	5	6
Q8. This publication was easy to understand.	1	2	3	4	5	6
Q9. The information in this publication was complete.	1	2	3	4	5	6
Q10. This publication gives information which helps one decide which Technical College program to enroll in.	1	2	3	4	5	6



Q11. List what other information would help you decide which Technical College program to enroll in?

Q12. Where did you first get this *Consumer Report*? (Circle your response.)

1. Minnesota Workforce Center
2. Technical College
3. Other place (please list): _____

Q13. How did you find this report? (Circle your response.)

1. I found it on my own.
2. Someone told me about it.
3. Someone showed it to me.

Q14. How useful would having this report available at the following locations be for someone? (Circle your response.)

	<u>Very Useful</u>	<u>Somewhat Useful</u>	<u>Not Useful</u>	<u>Don't Know</u>
Public libraries:	1	2	3	4
Other Educational Institutions:	1	2	3	4
Internet or World Wide Web:	1	2	3	4
Computer program at guidance office:	1	2	3	4
Having your own copy:	1	2	3	4
Other place: _____				

Check mark your answers to the following questions:

- Q15. Did you need help to use this report? Yes _____ No _____
- Q16. Did you get help on how to use this report? Yes _____ No _____
- Q17. Are you an employee at a Minnesota Workforce Center or educational institution? Yes _____ No _____
- Q18. What is your sex: Male _____ Female _____
- Q19. What is your age: _____

Q20. What other comments or suggestions do you have about this publication or this type of consumer information?

PLEASE MAKE A PHOTOCOPY OF THIS SURVEY BEFORE WRITING ON IT SO OTHERS CAN PARTICIPATE IN THIS SURVEY AS WELL.

User Survey
for
1996 Minnesota Higher Education Consumer Report on Vocational-Technical College Programs

Please take a moment to complete and return a *photocopy* of this questionnaire after using the *Consumer Report*. Your responses will help us to improve upon next year's edition of the Minnesota Higher Education Consumer Report. Return the completed survey by either fax or mail to:

Fax:
(612) 282-5429
ATTN: Katie Stems

Mail:
Katie Stems
MN Dept of Economic Security
Research & Statistics Office
390 N Robert Street
Saint Paul MN 55101

Thank you in advance for your participation. Call Katie Stems, Labor Market Information Analyst at (612) 296-1298 if you have any questions or need more survey forms.

Survey

All questions pertain to the 1996 Minnesota Higher Education Consumer Report. Please circle the response which best describes your feelings.

		<u>Strongly Agree</u>	<u>Agree</u>	<u>Neither Agree nor Disagree</u>	<u>Disagree</u>	<u>Strongly Disagree</u>	<u>Didn't Use</u>
Q1.	Section 1. the <i>Introduction</i> of this report was useful.	1	2	3	4	5	6
Q2.	The information in Section 2. <i>Instructional Program Information by Region & Campus</i> was useful.	1	2	3	4	5	6
Q3.	The information in Section 3. <i>Statewide Instructional Program Comparison</i> was useful.	1	2	3	4	5	6
Q4.	The information in Section 4. <i>Related Job Titles of Graduates</i> was useful.	1	2	3	4	5	6
Q5.	The information in Section 5. <i>Program Descriptions</i> was useful.	1	2	3	4	5	6
Q6.	The information in Section 6. <i>Other Resources</i> was useful.	1	2	3	4	5	6
Q7.	This publication was easy to use.	1	2	3	4	5	6
Q8.	This publication was easy to understand.	1	2	3	4	5	6
Q9.	The information in this publication was complete.	1	2	3	4	5	6
Q10.	This publication gives information which helps one decide which Technical College program to enroll in.	1	2	3	4	5	6

MORE ON BACK.

Q11. List what other information would help you decide which Technical College program to enroll in?

Q12. Where did you first get this *Consumer Report*? (Circle your response.)

1. Minnesota Workforce Center
2. Technical College
3. Other place (please list): _____

Q13. How did you find this report? (Circle your response.)

1. I found it on my own.
2. Someone told me about it.
3. Someone showed it to me.

Q14. How useful would having this report available at the following locations be for someone? (Circle your response.)

	<u>Very Useful</u>	<u>Somewhat Useful</u>	<u>Not Useful</u>	<u>Don't Know</u>
Public libraries:	1	2	3	4
Other Educational Institutions:	1	2	3	4
Internet or World Wide Web:	1	2	3	4
Computer program at guidance office:	1	2	3	4
Having your own copy:	1	2	3	4
Other place: _____				

Check mark your answers to the following questions:

Q15. Did you need help to use this report? Yes _____ No _____

Q16. Did you get help on how to use this report? Yes _____ No _____

Q17. Are you an employee at a Minnesota Workforce Center or educational institution? Yes _____ No _____

Q18. What is your sex: Male _____ Female _____

Q19. What is your age: _____

Q20. What other comments or suggestions do you have about this publication or this type of consumer information?



U.S. DEPARTMENT OF EDUCATION
Office of Educational Research and Improvement (OERI)
Educational Resources Information Center (ERIC)



NOTICE

REPRODUCTION BASIS



This document is covered by a signed "Reproduction Release (Blanket)" form (on file within the ERIC system), encompassing all or classes of documents from its source organization and, therefore, does not require a "Specific Document" Release form.



This document is Federally-funded, or carries its own permission to reproduce, or is otherwise in the public domain and, therefore, may be reproduced by ERIC without a signed Reproduction Release form (either "Specific Document" or "Blanket").