

DOCUMENT RESUME

ED 408 006

JC 970 356

TITLE Data and Characteristics of the Illinois Public Community College System.

INSTITUTION Illinois Community Coll. Board, Springfield.

PUB DATE May 97

NOTE 169p.; For the 1996 report, see ED 397 925. Some tables contain small type which may not reproduce well.

PUB TYPE Numerical/Quantitative Data (110) -- Reports - Descriptive (141)

EDRS PRICE MF01/PC07 Plus Postage.

DESCRIPTORS Administrators; *College Faculty; College Programs; Community Colleges; Construction Programs; Educational Facilities; Educational Finance; Enrollment; Financial Support; Full Time Equivalency; *Institutional Characteristics; *Public Colleges; School Personnel; State Surveys; *Student Characteristics; Tables (Data); *Two Year College Students; Two Year Colleges

IDENTIFIERS *Illinois Community College System

ABSTRACT

Data on the Illinois public community colleges for FY 1996 and Fall 1996 are presented in this report on the system's students, faculty, staff, instructional programs, operating finances, and capital construction. Following a brief introduction providing a profile of the colleges and a map of the college districts, section I presents tables showing student characteristics, including headcount data for fall 1996 by sex and full-/part-time status, instructional program area, age, ethnic origin, academic classification, type of residency, and enrollment status. This section also offers information on proportions of district populations served, community education enrollments, and headcount and full-time equivalent data for fall 1986 through fall 1996. Section II contains data on faculty and staff, including information on the sex and full-/part-time status of instructional faculty, administrative staff, non-teaching professional staff, and classified staff for fall 1996. Average base salaries for FY 1997 and average class type and size are also detailed. Section III presents program enrollment and completion data for 1996, including unduplicated headcount enrollments by sex, program classification, academic program, age, ethnic origin, highest previous degree, degrees awarded, adult certificates awarded, and annual duplicated completers by program by college. Section IV contains financial data on apportionments, grants to colleges, instructional unit costs, tax levies, operating revenues and expenditures, and energy usage and costs. Finally, section V provides data on facilities and college instruction. (HAA)

 * Reproductions supplied by EDRS are the best that can be made *
 * from the original document. *

DATA AND CHARACTERISTICS

of the
Illinois Public Community College System

U.S. DEPARTMENT OF EDUCATION
Office of Educational Research and Improvement
EDUCATIONAL RESOURCES INFORMATION
CENTER (ERIC)

This document has been reproduced as received from the person or organization originating it.
 Minor changes have been made to improve reproduction quality.

• Points of view or opinions stated in this document do not necessarily represent official OERI position or policy.


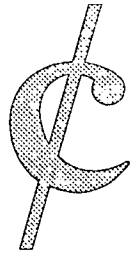
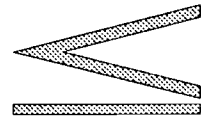
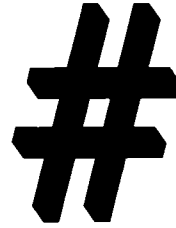
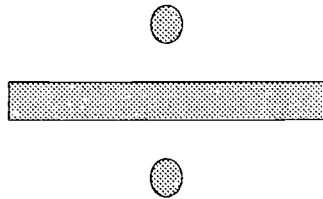
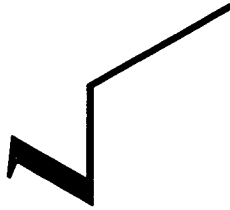
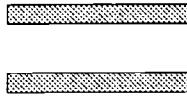
"PERMISSION TO REPRODUCE THIS MATERIAL HAS BEEN GRANTED BY

V. McMillan

TO THE EDUCATIONAL RESOURCES INFORMATION CENTER (ERIC)."

Illinois Community College Board
509 South Sixth, Suite 400
Springfield, IL 62701-1874
Telephone: (217) 785-0123
May 1997

Printed by Authority of the State of Illinois



DATA AND CHARACTERISTICS OF THE
ILLINOIS PUBLIC COMMUNITY COLLEGE SYSTEM

MAY 1997

TABLE OF CONTENTS

	<u>Page</u>
Introduction	viii
A Summary Profile of the Illinois Public Community Colleges	ix
Map of the Illinois Public Community College Districts	x
Section I - Fall Student Characteristics	1
Table I-1 - Summary of Opening Fall 1996 Student Headcount Enrollment by Sex and Type of Attendance	2
Table I-2 - Summary of Opening Fall 1996 Student Headcount Enrollment by Instructional Program Area	4
Table I-3 - Summary of Opening Fall 1996 Student Headcount Enrollment by Age	5
Table I-4 - Summary of Opening Fall 1996 Student Headcount Enrollment by Ethnic Origin	6
Table I-5 - Summary of Opening Fall 1996 Student Headcount Enrollment by Academic Classification	7
Table I-6 - Summary of Opening Fall 1996 Student Headcount Enrollment by Type of Residency	8
Table I-7 - Summary of Opening Fall 1996 Student Headcount Enrollment by Enrollment Status	9
Table I-8 - Proportions of District Populations Served by Illinois Public Community Colleges in Instructional Credit Curricula by Headcount and FTE	10
Table I-9 - Summary of Opening Fall 1996 Student Headcount Enrollment by Instructional Program Area and Student Level	11

TABLE OF CONTENTS
(Continued)

	<u>Page</u>
Table I-10 - Summary of Opening Fall Term Student Headcount Enrollment - Fall 1987 Through Fall 1996	15
Table I-11 - Summary of Opening Fall Term Student FTE Enrollment - Fall 1987 Through Fall 1996	16
Section II - Faculty and Staff Data	17
Table II-1 - Summary of Instructional Teaching Faculty (9 and 12 mos.) Employed in Illinois Public Community Colleges by Sex and Employment Status During Fall 1996	19
Table II-2 - Summary of Administrative Staff Employed in Illinois Public Community Colleges by Sex and Employment Status During Fall 1996	20
Table II-3 - Summary of Other Nonteaching Professional Staff (9 and 12 month) Employed in Illinois Public Community Colleges by Sex and Employment Status During Fall 1996	21
Table II-4 - Summary of Civil Service or Classified Staff Employed in Illinois Public Community Colleges by Sex and Employment Status During Fall 1996	22
Table II-5 - Fiscal Year 1997 Average Contractual Base Salaries for Full-Time Teaching Faculty (9 Mos.), Administrative Staff (12 Mos.), and Nonteaching Professional Staff (12 Mos.) in Illinois Public Community Colleges	23
Table II-6 - Average On-Campus Class by Type - Fall 1996	24
Table II-7 - Percentage of On-Campus Classes by Class Size Categories - Fall 1996	25
Section III - Annual Enrollment and Completion Data	26
Table III-1 - Summary of Annual Unduplicated Headcount Enrollment by Sex for Fiscal Year 1996	27

TABLE OF CONTENTS
(Continued)

	<u>Page</u>
Table III-2 - Summary of Annual Unduplicated Headcount Enrollment by Program Classification for Fiscal Year 1996	28
Table III-3 - Annual Unduplicated Enrollment by Academic Program by College for Fiscal Year 1996	29
Table III-4 - Summary of Annual Unduplicated Headcount Enrollment by Age for Fiscal Year 1996	52
Table III-5 - Summary of Annual Unduplicated Headcount Enrollment by Ethnic Origin for Fiscal Year 1996	53
Table III-6 - Highest Degree Previously Earned for Fiscal Year 1996 - Illinois Public Community College Students	54
Table III-7 - Summary of Transfer and General Studies Degrees and Certificates Awarded in Fiscal Year 1996	55
Table III-8 - Summary of Occupational Degrees and Certificates Awarded in Fiscal Year 1996	56
Table III-9 - Summary of Adult Basic and Adult Secondary Certificates Awarded in Fiscal Year 1996	57
Table III-10 - Annual Duplicated Completers by Academic Program by College for Fiscal Year 1996	59
Section IV - Financial Data	79
Table IV-1 - Annual FTE Students - Fiscal Year 1986 Through Fiscal Year 1996	80
Table IV-2 - Total ICCB Grants Paid to Community Colleges - Fiscal Year 1990 Through Fiscal Year 1997	81
Table IV-3 - Net Instructional Unit Cost in Illinois Public Community Colleges Since Fiscal Year 1990	82
Table IV-4 - Fiscal Year 1996 Total Reimbursable Credit Hours	83

TABLE OF CONTENTS
(Continued)

	<u>Page</u>
Table IV-5 - Summary of Fiscal Year 1996 ICCB Grants to Illinois Public Community Colleges	84
Table IV-6 - Summary of Fiscal Year 1997 ICCB Grants to Illinois Public Community Colleges	85
Table IV-7 - Per Capita Costs, Chargeback Rates, and Student Tuition and Fee Rates at Illinois Public Community College Districts	86
Table IV-8 - 1995 Operating Tax Extensions for Real Estate and Other Property Tax and 1996 Corporate Personal Property Replacement Tax Revenues	87
Table IV-9 - 1995 Tax Levy Rates (Per \$100 of EAV)	88
Table IV-10 - Fiscal Year 1996 Net Instructional Unit Cost by Funded Instructional Categories in Illinois Public Community Colleges	89
Table IV-11 - Fiscal Year 1996 Audited Operating Revenues by Source	90
Table IV-12 - Fiscal Year 1996 Audited Operating Expenditures by Function	92
Table IV-13 - Fiscal Year 1996 Audited Operating Expenditures by Object	93
Table IV-14 - Fiscal Year 1996 Total Current Fund Revenues by Source	94
Table IV-15 - Fiscal Year 1996 Total Current Fund Expenditures by Function	95
Table IV-16 - Fiscal Year 1996 Energy Costs	96
Section V - Facilities Data	97
Table V-1 - Summary of Acres by Use for Illinois Public Community Colleges as of August 1, 1996	98

TABLE OF CONTENTS
(Continued)

	<u>Page</u>
Table V-2 - Summary of Total Square Footage Available on Illinois Public Community College Campuses as of August 1, 1996	99
Table V-3 - Square Footage of On-Campus Facilities Under Construction or Approved for Construction as of August 1, 1996	100
Table V-4 - Total Net Assignable Square Footage by Room Use Classification	101
Table V-5 - Net Assignable Square Footage in Completed Permanent State-Funded Facilities by Higher Education Facility Inventory Room Use Classification as of August 1, 1996	102
Table V-6 - Net Assignable Square Footage in Completed Permanent Locally Funded Facilities by Higher Education Facility Inventory Room Use Classification as of August 1, 1996	103
Table V-7 - Net Assignable Square Footage in Temporary Facilities by Higher Education Facility Inventory Room Use Classification as of August 1, 1996	104
Table V-8 - Net Assignable Square Footage in State-Funded Facilities Under Construction or Approved for Construction by Higher Education Facility Inventory Room Use Classification as of August 1, 1996	105
Table V-9 - Net Assignable Square Footage in Locally Funded Permanent Facilities Under Construction or Approved for Construction as of August 1, 1996	106
Table V-10 - Total Net Assignable Square Feet of Permanent Facilities by Room Use Classification Per 10th Day On-Campus FTE Student as of August 1, 1996 (Completed, Under Construction, Approved, or Appropriated)	107
Table V-11 - Gross Square Footage of Space Eligibility for Fiscal Year 1998 State-Supported Construction	108

TABLE OF CONTENTS
(Continued)

	<u>Page</u>
Table V-12 - Total Protection, Health, and Safety Projects Approved	109
Table V-13 - Budgeted Revenue for Community College Construction Since January 1990	110
Table V-14 - Budgeted Revenue for Permanent Community College Facilities Under Construction or Planned as of May 1997	128
Table V-15 - Capital Projects Under Construction - Funding Authorized by Protection, Health, and Safety Legislation	129
Table V-16 - Repair and Renovation Projects Approved for Fiscal Year 1994	134
Table V-17 - Repair and Renovation Projects Approved for Fiscal Year 1995	135

LIST OF FIGURES

	<u>Page</u>
Figure 1 - Opening Fall 1996 Headcount Enrollment by Instructional Program Area	3
Figure 2 - Fall 1996 State Headcount Distribution of Employees by Employee Group	18
Figure 3 - FY 1996 Annual Duplicated Completers in Broad Program Categories	58
Figure 4 - FY 1996 Audited Sources of Revenue	91

INTRODUCTION

This is the sixteenth publication of a comprehensive data book by the Illinois Community College Board (ICCB). This document contains data and characteristics of the Illinois public community college system and is designed to serve as a basic reference. No analysis of the data is intended in this document. The data are obtained from various surveys and studies conducted by ICCB staff and from the colleges' annual MIS submissions.

This year the major data tables from the data book will again be available to colleges in computer-readable form using Quattro Pro (Windows) spreadsheet format. To receive the data book in computer-readable form: (1) send a blank, formatted 3 1/2 inch disk that can be read by an IBM compatible microcomputer; (2) specify whether the disk is high density or regular density; (3) enclose a self-addressed envelope with return postage; and (4) forward your request to the Production Controller, Information Technology Department, Illinois Community College Board, 509 South Sixth Street, Suite 400, Springfield, Illinois 62701-1874.

This document contains annual data for fiscal year 1996 and fall term data for 1996 (fiscal year 1997). Enrollment data and faculty and staff data are collected during the fall term each year; thus, these data are fall term 1996 (fiscal year 1997). Budgeted operating finance and facilities data are for fiscal year 1997. Audited financial data, unit cost data, annual enrollments, and graduate data are for fiscal year 1996.

This publication provides information about (1) students, (2) faculty and staff, (3) annual enrollment and completion, (4) operating finance, and (5) capital construction. Each of these areas constitutes a section of this document. Several tables summarize data from more detailed reports that have been published separately. The objective of this document is to provide useful summaries of data for community college districts in one reference document. If you have requests for other data or suggestions for additions or deletions, please contact the ICCB office.

Special acknowledgment is extended to the personnel of the colleges for their cooperation in completing surveys and providing the ICCB with computer-readable data on a timely basis.

Table 1 on the next page is a summary profile of selected statistics for the 40 Illinois public community college districts. The map on page x shows the geographic location of each college district.

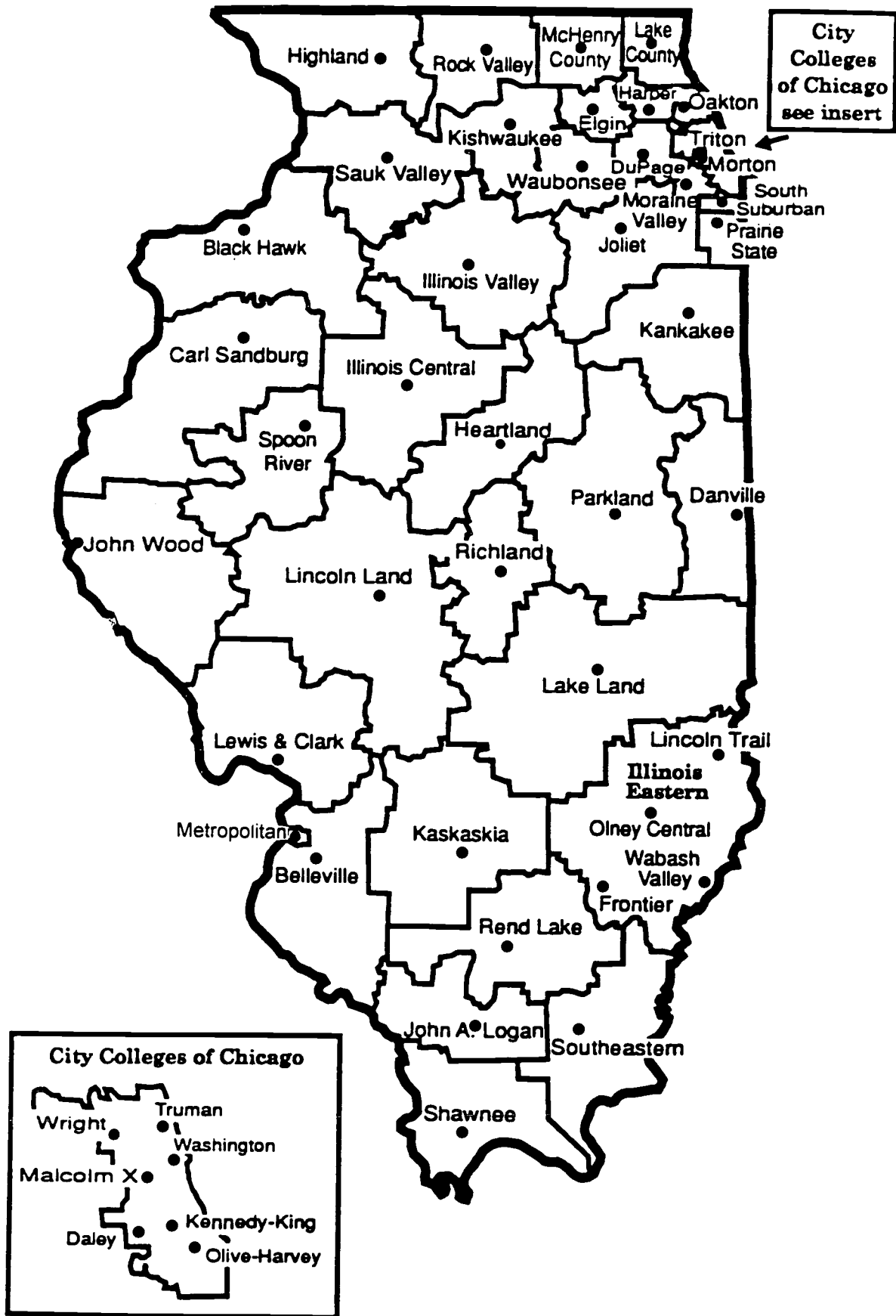
Illinois Community College Board

Table 1

A SUMMARY PROFILE OF THE ILLINOIS PUBLIC COMMUNITY COLLEGES

Dist. No.	District	District Location	District Size			1995 Tax Base EAV (Thousands)	1995 Tax Rates Extended			Student Enrollment		FY 96 Annual Tuition & Fee Charges
			# of Coll.	1996 Population*	Square Miles		Educ. & O&M Rate	Bond & Interest Rate	All Other Tax Rates	Fall 1996 Headcount	Annual FY 96 FTE	
522	BELLEVILLE	Belleville	1	375,647	2,054	2,873,469.3	16.00	0.00	7.55	13,298	6,991	1,200
503	BLACK HAWK	Moline	1	227,618	2,240	1,842,345.6	22.94	0.00	12.32	6,390	5,080	1,590
508	CHICAGO	Chicago	7	2,754,574	230	30,374,515.6	22.40	0.00	15.37	68,189	45,887	1,295
507	DANVILLE	Danville	1	95,071	1,288	631,623.7	44.34	10.09	5.60	2,662	1,665	1,140
502	DUPAGE	Glen Ellyn	1	846,089	350	19,708,726.8	19.98	0.00	0.64	29,698	13,836	1,215
509	ELGIN	Elgin	1	262,624	343	5,056,814.9	29.41	0.00	12.13	9,104	4,628	1,200
512	HARPER	Palatine	1	496,695	193	11,674,577.0	23.20	2.29	2.41	15,041	7,413	1,305
540	HEARTLAND	Bloomington	1	173,717	1,863	1,993,892.2	22.50	1.12	0.83	3,343	1,603	1,080
519	HIGHLAND	Freeport	1	91,462	1,640	923,327.8	25.00	5.91	8.57	2,536	1,563	1,200
514	ILLINOIS CENTRAL	East Peoria	1	354,221	2,322	3,024,899.8	24.87	0.00	19.94	11,520	6,231	1,334
529	ILLINOIS EASTERN	Olney	4	111,489	3,066	789,447.2	25.00	11.98	5.44	6,107	4,404	885
513	ILLINOIS VALLEY	Oglesby	1	143,836	2,058	2,017,444.8	16.88	2.67	8.56	3,902	2,348	1,133
525	JOLIET	Joliet	1	365,839	1,434	6,876,560.9	19.98	0.00	1.39	10,414	5,709	1,260
520	KANKAKEE	Kankakee	1	125,586	1,586	1,165,041.6	19.08	0.00	2.68	3,818	3,070	1,140
501	KASKASKIA	Centralia	1	115,241	2,231	667,510.7	25.00	0.41	12.01	37.42	2,996	1,133
523	KISHWAUKEE	Malta	1	86,799	831	1,019,410.7	34.11	17.63	6.01	57.75	2,354	1,013
532	LAKE COUNTY	Grayslake	1	489,999	442	11,964,767.5	19.00	0.00	1.60	13,453	1,912	1,163
517	LAKE LAND	Mattoon	1	184,267	3,961	1,360,967.6	23.54	0.00	8.96	20.60	5,887	1,320
536	LEWIS & CLARK	Godfrey	1	207,319	2,044	1,664,763.8	25.00	3.27	3.42	32.50	4,710	1,380
526	LINCOLN LAND	Springfield	1	318,855	4,115	3,181,477.4	30.99	3.06	3.06	31.69	5,408	1,200
530	LOGAN	Carverville	1	141,697	1,192	754,823.7	25.00	15.49	9.17	7,930	4,584	1,103
528	MC HENRY	Crystal Lake	1	161,564	600	3,331,444.9	25.00	7.12	2.62	49.66	5,677	900
524	MORAIN VALLEY	Palos Hills	1	387,685	133	5,395,166.4	23.09	2.79	4.25	34.74	4,808	1,154
527	MORTON	Cicero	1	137,168	17	1,100,235.6	39.32	0.00	11.21	30.13	7,040	1,320
535	OAKTON	Des Plaines	1	434,075	107	11,233,653.9	19.38	2.87	2.36	50.53	1,762	1,380
505	PARKLAND	Champaign	1	236,895	2,908	2,348,607.6	36.00	0.00	11.77	24.61	6,367	1,028
515	PRAIRIE STATE	Chicago Hgts.	1	204,362	220	1,971,003.0	23.54	8.30	9.31	47.77	8,074	1,290
521	REND LAKE	Ina	1	87,781	1,850	452,788.6	24.31	21.10	10.58	41.15	5,559	1,620
537	RICHLAND	Decatur	1	136,004	1,114	1,719,623.8	25.31	0.00	2.85	55.99	4,287	960
511	ROCK VALLEY	Rockford	1	296,449	1,033	3,647,572.0	27.00	2.54	8.68	28.16	3,388	1,185
518	SANDBURG	Galesburg	1	116,362	2,834	925,643.2	23.54	6.36	6.53	38.22	8,027	1,110
506	SAUK VALLEY	Dixon	1	101,254	1,625	898,500.1	27.47	2.97	6.93	38.43	2,689	1,470
531	SHAWNEE	Ullin	1	61,236	1,466	286,365.4	23.57	0.00	8.37	37.37	1,487	1,230
510	SOUTH SUBURBAN	S. Holland	1	266,987	79	2,265,185.6	23.29	9.75	17.53	31.94	2,024	878
533	SOUTHEASTERN	Harrisburg	1	58,008	1,656	284,662.0	37.44	0.00	6.66	50.57	3,323	1,440
534	SPOON RIVER	Canton	1	74,615	1,566	453,551.9	25.00	2.78	5.49	44.10	2,793	810
601	STATE COMM. COLL.	E. St. Louis	1	60,558	36	114,432.3	22.50	0.00	10.30	33.27	1,922	1,320
504	TRITON	River Grove	1	334,780	55	5,053,162.7	31.42	0.00	5.34	32.80	838	1,140
516	WAUBONSEE	Sugar Grove	1	210,302	624	3,137,406.4	28.70	1.50	16.01	36.76	17,576	1,335
539	WOOD	Quincy	1	95,867	2,363	689,167.0	23.54	3.18	7.20	46.21	6,787	1,275
			49	11,430,597	55,769	\$154,876,571.0	23.15	1.59	6.99	31.73	339,151	1,212





Section I

FALL STUDENT CHARACTERISTICS

This section includes data on headcount and full-time equivalent (FTE) student enrollments in Illinois public community colleges.

The public community colleges of Illinois enroll approximately 70 percent of all students enrolled in public colleges and universities in the state of Illinois. The diverse population of the communities that the colleges serve is reflected in the student characteristics shown in this section.

The tables show student enrollments based on opening counts (10th-day enrollments) for the fall term. Opening enrollment counts are a snapshot count at the end of the regular registration for the fall term and do not include many students who enroll for courses which start later in a term - particularly in adult education.

Table I-1 lists the fall 1996 student headcount enrollment by sex and type of attendance. Fifty-eight percent of the 340,151 students enrolled in Illinois public community colleges were women. Part-time students accounted for approximately 69 percent of the enrollments.

Table I-2 itemizes the fall 1996 student headcount enrollment by instructional program area. As depicted in Figure 1, 42.4 percent of the students were enrolled in baccalaureate/transfer programs, 36.5 percent in occupational and vocational skills programs, 2.8 percent in general studies programs, 4.5 percent in general associate programs, and 13.8 percent in adult basic education/adult secondary education/English as a Second Language programs.

The data in Table I-3 show fall 1996 headcount enrollment by age categories and provide the median age of students for each public community college. The median age for fall 1996 students was 25.59 years. This is down .24 years from the fall 1995 median age of 25.83. The fall 1996 mean age was 29.87 years.

Tables I-4 through I-7 summarize fall 1996 student headcount enrollment by ethnic origin, academic classification, type of residency, and enrollment status. Table I-5 shows that approximately 21 percent of fall 1996 students were classified as sophomores. Fifty-two percent of the fall 1996 enrollments were classified as freshmen.

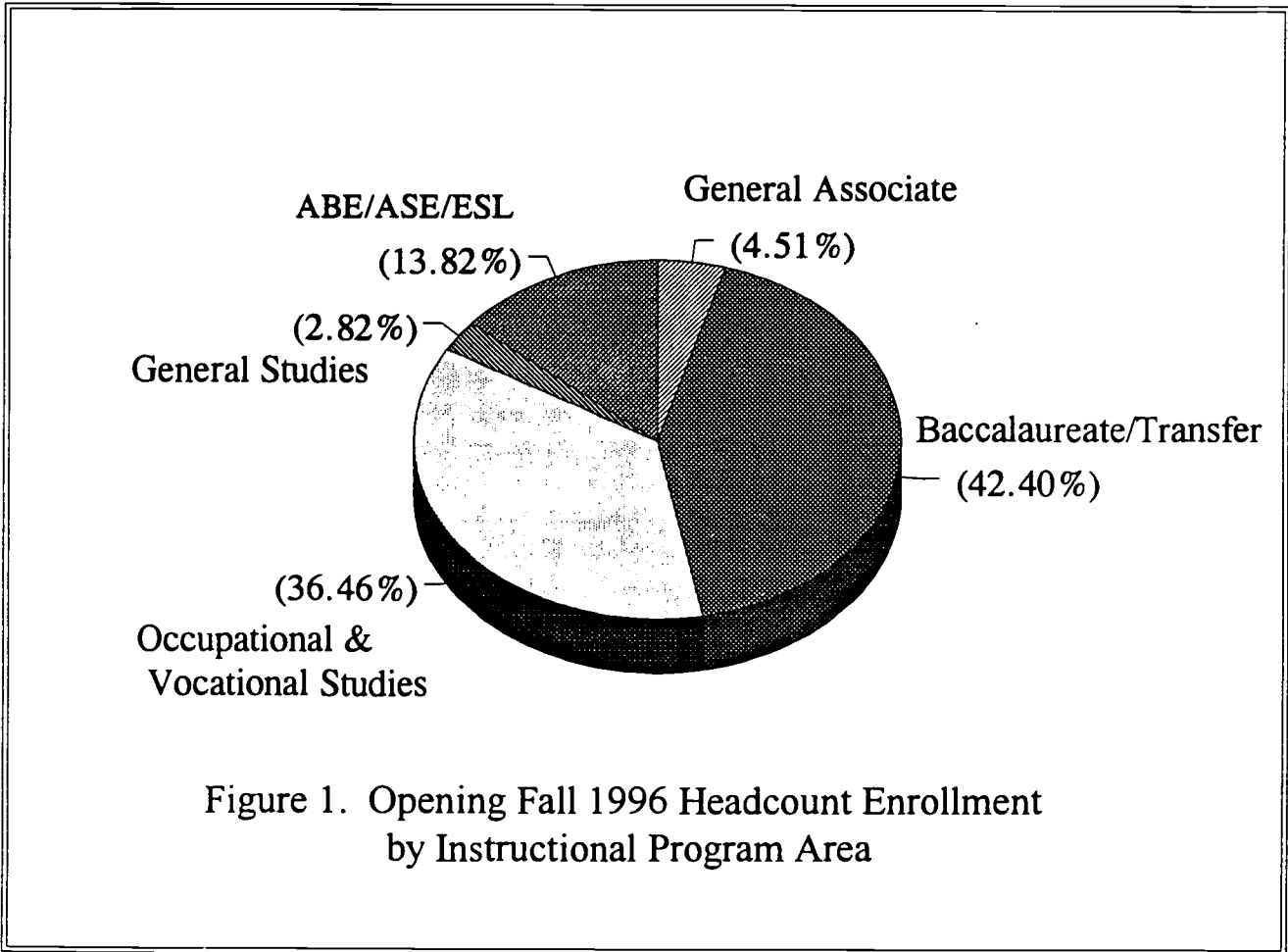
Table I-8 lists by headcount and FTE the proportions of district populations served by Illinois public community colleges in instructional credit curricula. Table I-9 summarizes fall 1996 headcount enrollment by instructional program area and student level.

Table I-10 details the trends in community college headcount enrollments from fall 1987 through fall 1996. Table I-11 lists the trends of FTE enrollments for the same ten-year period.

Illinois Community College Board
Table I-1
SUMMARY OF OPENING FALL 1996 STUDENT HEADCOUNT ENROLLMENT BY
SEX AND TYPE OF ATTENDANCE

Dist. No.	District/College	Male	Female	Full-time	Part-time	Total
522	Belleville	5,745	7,553	3,859	9,439	13,298
503	Black Hawk	2,522	3,868	2,952	3,438	6,390
508	Chicago	(27,834)	(41,355)	(20,460)	(48,729)	(69,189)
	Daley	3,831	5,614	1,839	7,606	9,445
	Kennedy-King	1,985	4,659	2,570	4,074	6,644
	Malcolm X	3,914	5,258	3,732	5,440	9,172
	Olive-Harvey	2,385	4,502	3,202	3,685	6,887
	Truman	7,076	8,568	3,784	11,860	15,644
	Washington	3,699	5,405	2,012	7,092	9,104
	Wilbur Wright	4,944	7,349	3,321	8,972	12,293
507	Danville	980	1,682	1,274	1,388	2,662
502	DuPage	12,716	16,982	8,413	21,285	29,698
509	Elgin	3,942	5,162	2,312	6,792	9,104
512	Harper	6,367	8,674	4,610	10,431	15,041
540	Heartland	1,339	2,004	1,069	2,274	3,343
519	Highland	862	1,674	949	1,587	2,536
514	Illinois Central	5,001	6,519	4,036	7,484	11,520
529	Illinois Eastern	(2,300)	(3,807)	(2,181)	(3,926)	(6,107)
	Frontier	769	1,533	224	2,078	2,302
	Lincoln Trail	562	654	592	624	1,216
	Olney Central	465	663	677	451	1,128
	Wabash Valley	504	957	688	773	1,461
513	Illinois Valley	1,671	2,231	1,606	2,296	3,902
525	Joliet	4,316	6,098	3,422	6,992	10,414
520	Kankakee	1,414	2,404	1,083	2,735	3,818
501	Kaskaskia	1,083	1,913	1,384	1,612	2,996
523	Kishwaukee	1,378	1,676	1,297	1,757	3,054
532	Lake County	5,809	7,644	2,872	10,581	13,453
517	Lake Land	2,191	2,519	2,232	2,478	4,710
536	Lewis & Clark	1,956	3,452	1,783	3,625	5,408
526	Lincoln Land	3,362	4,568	2,368	5,562	7,930
530	Logan	2,362	3,315	2,958	2,719	5,677
528	McHenry	1,881	2,927	1,288	3,520	4,808
541	Metropolitan	305	533	232	606	838
524	Moraine Valley	5,569	7,665	4,647	8,587	13,234
527	Morton	1,819	2,464	796	3,487	4,283
535	Oakton	4,857	6,716	2,727	8,846	11,573
505	Parkland	3,440	4,634	3,656	4,418	8,074
515	Prairie State	2,321	3,238	1,420	4,139	5,559
521	Rend Lake	2,241	2,046	1,635	2,652	4,287
537	Richland	1,307	2,081	991	2,397	3,388
511	Rock Valley	3,443	4,584	2,318	5,709	8,027
518	Sandburg	1,124	1,565	1,046	1,643	2,689
506	Sauk Valley	1,117	1,589	1,007	1,699	2,706
531	Shawnee	696	1,328	888	1,136	2,024
510	South Suburban	2,380	4,943	2,191	5,132	7,323
533	Southeastern	1,438	1,355	1,254	1,539	2,793
534	Spoon River	737	1,185	859	1,063	1,922
504	Triton	8,142	9,434	3,804	13,772	17,576
516	Waubensee	2,916	3,871	1,592	5,195	6,787
539	Wood	<u>750</u>	<u>1,260</u>	<u>848</u>	<u>1,162</u>	<u>2,010</u>
	TOTALS	141,633	198,518	106,319	233,832	340,151

SOURCE OF DATA: Fall Enrollment (E1 Records) - reflects enrollments as of the fall term census date (end of registration). Will not reflect enrollments in courses that have a starting date later than the census date - particularly those in adult education.



Illinois Community College Board
Table I-2
SUMMARY OF OPENING FALL 1996 STUDENT HEADCOUNT ENROLLMENT
BY INSTRUCTIONAL PROGRAM AREA

Dist. No.	District/College	General Associates	Bacc/Transfer	Occupational	General Studies	Voc Skills	Adult Basic Education	Adult Sec. Education	English as a Second Language
522	Belleville	0	6,473	5,812	0	63	944	6	0
503	Black Hawk	21	3,630	2,440	3	260	24	12	0
508	Chicago	(9,576)	(16,570)	(7,974)	(843)	(4,847)	(8,324)	(2,149)	(18,906)
	Daley	70	3,402	1,462	38	333	492	78	3,570
	Kennedy-King	42	1,427	2,039	235	268	1,520	383	730
	Malcolm X	92	2,365	776	206	289	2,745	493	2,206
	Olive-Harvey	917	1,758	726	66	825	1,323	507	765
	Truman	2,732	1,334	948	198	490	945	172	8,825
	Washington	1,080	5,316	1,660	77	798	95	77	1
	Wilbur Wright	4,643	968	363	23	1,844	1,204	439	2,809
507	Danville	0	1,378	1,095	0	58	92	39	0
502	DuPage	164	10,095	7,074	6,326	3,188	175	420	2,256
509	Elgin	117	3,749	3,072	0	990	1,106	70	0
512	Harper	0	8,734	4,701	0	236	1,367	3	0
540	Heartland	0	2,407	614	0	320	0	2	0
519	Highland	18	1,223	647	128	512	4	4	0
514	Illinois Central	1,447	4,575	5,134	202	23	138	1	0
529	Illinois Eastern	(225)	(2,966)	(1,756)	(1)	(954)	(140)	(65)	(0)
	Frontier	42	891	502	1	742	92	32	0
	Lincoln Trail	70	700	406	0	29	4	7	0
	Olney Central	31	654	383	0	4	38	18	0
	Wabash Valley	82	721	465	0	179	6	8	0
513	Illinois Valley	405	1,610	1,541	123	0	140	83	0
525	Joliet	77	5,907	3,484	138	161	515	132	0
520	Kankakee	158	1,157	2,247	65	156	3	32	0
501	Kaskaskia	247	1,038	1,313	227	51	14	106	0
523	Kishwaukee	0	1,944	839	19	6	84	59	103
532	Lake County	0	6,183	6,184	263	213	345	87	178
517	Lake Land	15	2,143	1,792	0	603	100	57	0
536	Lewis & Clark	224	2,619	1,932	106	238	142	140	7
526	Lincoln Land	0	6,140	1,512	144	133	0	1	0
530	Logan	0	3,067	2,018	0	413	86	93	0
528	McHenry	63	2,926	1,747	0	0	71	1	0
541	Metropolitan	0	383	238	20	190	7	0	0
524	Moraine Valley	0	5,930	5,588	0	346	164	497	709
527	Morton	7	1,900	714	37	92	260	29	1,244
535	Oakton	0	7,291	3,091	9	917	177	80	8
505	Parkland	351	4,177	3,431	0	27	43	45	0
515	Prairie State	37	2,538	2,465	151	8	238	122	0
521	Rend Lake	0	2,136	1,431	0	678	6	36	0
537	Richland	7	2,076	1,281	12	0	7	5	0
511	Rock Valley	5	3,999	2,710	67	1,241	5	0	0
518	Sandburg	5	1,129	1,052	1	337	27	132	6
506	Sauk Valley	9	1,473	903	1	281	6	33	0
531	Shawnee	167	891	609	99	126	6	126	0
510	South Suburban	0	2,878	3,114	10	1,089	80	96	56
533	Southeastern	41	911	1,029	261	399	51	101	0
534	Spoon River	264	947	482	0	81	98	50	0
504	Triton	1,449	5,461	5,447	0	3,084	1,463	672	0
516	Waubonsee	241	2,449	2,292	335	143	1,130	197	0
539	Wood	4	1,109	734	0	5	37	118	3
	TOTALS	15,344	144,212	101,539	9,591	22,469	17,619	5,901	23,476

SOURCE OF DATA: Fall Enrollment (E1 Records) - reflects enrollments as of the fall term census date (end of registration). Will not reflect enrollments in courses that have a starting date later than the census date - particularly those in adult education.

Illinois Community College Board
Table I-3
SUMMARY OF OPENING FALL 1996 STUDENT HEADCOUNT ENROLLMENT
BY AGE

Dist. No.	District/College	Mean Age	Median Age	16 & Under	17-20	21-24	25-30	31-39	40-55	Over 55	Unknown
522	Belleville	30.1	26.4	78	3,754	2,187	2,077	2,520	2,282	385	15
503	Black Hawk	27.6	23.4	10	2,369	1,139	990	1,019	732	113	18
508	Chicago	(30.5)	(26.7)	(455)	(15,003)	(13,913)	(13,732)	(12,596)	(9,882)	(3,571)	(37)
	Daley	28.5	25.1	44	2,498	2,113	1,840	1,636	1,135	171	8
	Kennedy-King	30.5	26.8	115	1,495	1,261	1,245	1,297	943	288	0
	Malcolm X	30.6	27.5	31	1,852	1,754	1,916	1,916	1,376	321	6
	Olive-Harvey	29.5	25.2	65	1,938	1,384	1,138	1,067	1,045	245	5
	Truman	34.8	29.6	120	2,142	2,852	3,285	2,882	2,349	2,013	1
	Washington	31.1	28.0	25	1,539	1,766	2,102	1,872	1,520	272	8
	Wilbur Wright	28.3	24.5	55	3,539	2,783	2,206	1,926	1,514	261	9
507	Danville	28.7	24.1	7	1,009	361	338	409	424	59	55
502	DuPage	31.8	26.3	67	8,731	4,774	4,221	4,650	4,989	2,149	117
509	Elgin	28.8	24.9	103	3,037	1,421	1,423	1,588	1,293	214	25
512	Harper	28.9	25.1	17	4,710	2,763	2,491	2,581	2,150	319	10
540	Heartland	27.8	23.6	3	1,068	766	529	514	394	60	9
519	Highland	31.3	26.4	3	892	268	284	428	476	135	50
514	Illinois Central	28.9	24.6	29	3,955	1,878	1,687	1,846	1,790	271	64
529	Illinois Eastern	(32.2)	(26.7)	(208)	(1,872)	(635)	(646)	(973)	(1,087)	(679)	(7)
	Frontier	38.1	35.3	154	320	201	265	439	545	376	2
	Lincoln Trail	30.9	24.7	24	443	146	137	181	187	95	3
	Olney Central	26.7	21.1	8	552	148	122	154	110	33	1
	Wabash Valley	32.9	25.6	22	557	140	122	199	245	175	1
513	Illinois Valley	28.3	22.8	47	1,625	468	443	602	587	102	28
525	Joliet	28.7	24.3	60	3,905	1,437	1,351	1,799	1,649	209	4
520	Kankakee	29.9	26.0	21	1,206	566	567	682	647	121	8
501	Kaskaskia	28.9	23.6	13	1,199	400	341	504	451	83	5
523	Kishwaukee	26.7	22.6	14	1,143	719	425	405	294	52	2
532	Lake County	30.0	26.8	28	3,676	2,219	2,287	2,722	2,160	359	2
517	Lake Land	27.6	22.6	16	1,956	733	608	671	639	87	0
536	Lewis & Clark	28.0	23.1	82	2,063	832	693	833	709	149	47
526	Lincoln Land	29.4	25.6	23	2,361	1,168	1,174	1,377	1,125	190	512
530	Logan	29.0	23.5	12	1,949	1,194	794	702	765	257	4
528	McHenry	29.2	24.9	29	1,728	666	590	853	828	107	7
541	Metropolitan	28.4	25.2	7	198	197	169	136	106	11	14
524	Moraine Valley	28.1	22.7	34	5,264	2,329	1,779	1,892	1,563	351	22
527	Morton	29.0	25.4	4	1,188	879	766	772	528	120	26
535	Oakton	31.4	26.1	17	3,223	2,141	1,660	1,731	2,080	720	1
505	Parkland	27.4	22.8	32	3,007	1,632	1,174	1,164	896	169	0
515	Prairie State	30.2	26.4	30	1,656	868	834	1,055	905	187	24
521	Rend Lake	33.1	29.8	56	1,166	455	509	721	987	299	94
537	Richland	29.5	25.8	26	1,068	490	496	591	599	68	50
511	Rock Valley	30.3	26.6	19	2,420	1,158	1,260	1,509	1,423	235	3
518	Sandburg	30.0	25.0	15	935	395	368	463	387	124	2
506	Sauk Valley	29.2	24.4	7	1,006	385	354	428	435	87	4
531	Shawnee	28.9	23.4	39	739	331	225	308	302	80	0
510	South Suburban	30.7	26.7	38	1,946	1,202	1,032	1,345	1,211	291	258
533	Southeastern	28.7	24.9	90	909	394	407	479	411	66	37
534	Spoon River	28.0	22.7	6	773	334	212	289	242	59	7
504	Triton	29.6	26.1	222	3,885	2,768	2,668	2,681	2,340	404	2,608
516	Waubonsee	29.0	25.0	56	2,163	1,170	1,067	1,142	1,030	158	1
539	Wood	<u>28.3</u>	<u>23.8</u>	<u>6</u>	<u>757</u>	<u>307</u>	<u>300</u>	<u>315</u>	<u>281</u>	<u>44</u>	<u>0</u>
	TOTALS/AVERAGE	29.87	25.59	2,029	101,514	57,942	52,971	57,295	51,079	13,144	4,177

SOURCE OF DATA: Fall Enrollment (E1 Records) - reflects enrollments as of the fall term census date (end of registration). Will not reflect enrollments in courses that have a starting date later than the census date - particularly those in adult education.

Illinois Community College Board
Table I-4
SUMMARY OF OPENING FALL 1996 STUDENT HEADCOUNT ENROLLMENT
BY ETHNIC ORIGIN

Dist. No.	District/College	Asian or Pacific Islander	American Indian or Alaskan	Black Non- Hispanic	Hispanic	White Non- Hispanic	Non- Resident Alien	All Other or No Indication
522	Belleville	272	101	1,193	240	11,436	56	0
503	Black Hawk	93	22	439	397	5,439	0	0
508	Chicago	(5,401)	(393)	(25,850)	(22,061)	(14,766)	(0)	(718)
	Daley	156	28	1,793	5,410	1,962	0	96
	Kennedy-King	171	45	5,593	610	210	0	15
	Malcolm X	531	70	5,471	2,327	676	0	97
	Olive-Harvey	50	37	5,457	1,163	153	0	27
	Truman	2,303	83	2,091	6,437	4,562	0	168
	Washington	1,169	81	4,325	1,423	1,884	0	222
	Wilbur Wright	1,021	49	1,120	4,691	5,319	0	93
507	Danville	16	3	217	42	2,384	0	0
502	DuPage	2,789	56	904	2,280	22,865	3	801
509	Elgin	360	19	273	1,739	6,699	14	0
512	Harper	1,205	37	445	1,645	11,244	465	0
540	Heartland	62	14	280	58	2,923	6	0
519	Highland	14	5	144	7	2,364	2	0
514	Illinois Central	171	25	893	149	10,277	5	0
529	Illinois Eastern	(40)	(8)	(136)	(46)	(5,865)	(12)	(0)
	Frontier	3	2	0	3	2,294	0	0
	Lincoln Trail	5	2	102	23	1,083	1	0
	Olney Central	8	2	13	2	1,092	11	0
	Wabash Valley	24	2	21	18	1,396	0	0
513	Illinois Valley	34	9	90	160	3,609	0	0
525	Joliet	154	26	833	716	8,676	9	0
520	Kankakee	18	9	413	57	3,321	0	0
501	Kaskaskia	17	10	138	26	2,797	2	6
523	Kishwaukee	94	15	294	260	2,381	10	0
532	Lake County	540	56	1,067	1,722	9,435	633	0
517	Lake Land	12	16	242	51	4,384	5	0
536	Lewis & Clark	22	12	303	37	5,016	18	0
526	Lincoln Land	78	27	566	74	7,171	14	0
530	Logan	64	16	471	62	5,063	1	0
528	McHenry	43	4	12	110	4,630	9	0
541	Metropolitan	0	2	821	0	14	0	1
524	Moraine Valley	165	73	481	691	11,282	542	0
527	Morton	94	6	29	2,188	1,896	70	0
535	Oakton	1,542	35	472	488	9,036	0	0
505	Parkland	292	26	828	143	6,442	343	0
515	Prairie State	57	15	1,380	371	2,879	14	843
521	Rend Lake	16	7	186	36	4,039	3	0
537	Richland	26	11	358	21	2,972	0	0
511	Rock Valley	139	29	514	267	7,064	12	2
518	Sandburg	7	6	168	75	2,423	10	0
506	Sauk Valley	24	10	27	160	2,485	0	0
531	Shawnee	22	6	294	10	1,692	0	0
510	South Suburban	69	27	2,638	390	4,159	40	0
533	Southeastern	10	12	413	73	2,284	1	0
534	Spoon River	14	3	77	13	1,808	7	0
504	Triton	693	43	3,067	2,816	10,933	24	0
516	Waubonsee	77	50	309	1,658	4,693	0	0
539	Wood	14	4	56	12	1,911	11	2
	TOTALS	14,760	1,248	47,321	41,351	230,757	2,341	2,373

SOURCE OF DATA: Fall Enrollment (E1 Records) - reflects enrollments as of the fall term census date (end of registration). Will not reflect enrollments in courses that have a starting date later than the census date - particularly those in adult education.

Illinois Community College Board
Table I-5
SUMMARY OF OPENING FALL 1996 STUDENT HEADCOUNT ENROLLMENT
BY ACADEMIC CLASSIFICATION

Dist. No.	District/College	Freshman	Sophomore	High School	Unclassified*
522	Belleville	7,204	3,541	0	2,553
503	Black Hawk	3,745	1,872	8	765
508	Chicago	(26,018)	(7,998)	(91)	(35,082)
	Daley	3,677	1,142	7	4,619
	Kennedy-King	2,103	852	21	3,668
	Malcolm X	2,567	808	17	5,780
	Olive-Harvey	2,229	986	12	3,660
	Truman	5,805	1,214	7	8,618
	Washington	4,333	1,543	20	3,208
	Wilbur Wright	5,304	1,453	7	5,529
507	Danville	1,930	401	0	331
502	DuPage	15,837	5,553	16	8,292
509	Elgin	5,879	1,237	96	1,892
512	Harper	5,864	2,063	31	7,083
540	Heartland	2,685	267	0	391
519	Highland	1,651	612	1	272
514	Illinois Central	6,315	2,772	103	2,330
529	Illinois Eastern	(3,948)	(1,822)	(0)	(337)
	Frontier	1,479	661	0	162
	Lincoln Trail	844	352	0	20
	Olney Central	672	380	0	76
	Wabash Valley	953	429	0	79
513	Illinois Valley	2,706	618	98	480
525	Joliet	2,772	6,407	0	1,235
520	Kankakee	2,496	772	49	501
501	Kaskaskia	1,842	771	5	378
523	Kishwaukee	2,150	519	10	375
532	Lake County	7,282	4,355	0	1,816
517	Lake Land	2,759	1,207	153	591
536	Lewis & Clark	3,448	1,316	0	644
526	Lincoln Land	4,986	2,225	308	411
530	Logan	4,097	1,238	0	342
528	McHenry	2,819	1,083	51	855
541	Metropolitan	689	149	0	0
524	Moraine Valley	8,128	2,711	25	2,370
527	Morton	3,089	608	8	578
535	Oakton	5,294	2,963	28	3,288
505	Parkland	3,934	2,558	47	1,535
515	Prairie State	3,436	1,240	0	883
521	Rend Lake	2,794	798	0	695
537	Richland	2,220	932	59	177
511	Rock Valley	5,378	1,823	18	808
518	Sandburg	1,683	532	11	463
506	Sauk Valley	1,366	465	9	866
531	Shawnee	218	0	956	850
510	South Suburban	4,627	2,003	78	615
533	Southeastern	1,517	537	147	592
534	Spoon River	1,093	491	0	338
504	Triton	8,922	3,097	725	4,832
516	Waubonsee	1,868	939	0	3,980
539	Wood	<u>1,038</u>	<u>506</u>	<u>40</u>	<u>426</u>
	TOTALS	175,727	71,001	3,171	90,252

*Unclassified students are those who do not meet minimum requirements for entrance as regular college-level students, or already have an Associate Degree or higher and are taking courses at the same level or lower. Some colleges may be including course enrollees in this category as well.

SOURCE OF DATA: Fall Enrollment (E1 Records) - reflects enrollments as of the fall term census date (end of registration). Will not reflect enrollments in courses that have a starting date later than the census date - particularly those in adult education.

Illinois Community College Board
Table I-6
SUMMARY OF OPENING FALL 1996 STUDENT HEADCOUNT ENROLLMENT
BY TYPE OF RESIDENCY

<u>Dist. No.</u>	<u>District/College</u>	<u>In-District</u>	<u>Out-of-District</u>	<u>Corrections</u>	<u>Out-of-State</u>	<u>Foreign</u>
522	Belleville	12,134	1,049	0	101	14
503	Black Hawk	5,941	70	178	178	23
508	Chicago	(67,355)	(1,461)	(0)	(52)	(321)
	Daley	9,173	272	0	0	0
	Kennedy-King	6,579	64	0	1	0
	Malcolm X	9,063	107	0	1	1
	Olive-Harvey	6,684	162	0	39	2
	Truman	15,255	329	0	0	60
	Washington	8,591	280	0	11	222
	Wilbur Wright	12,010	247	0	0	36
507	Danville	2,521	19	4	115	3
502	DuPage	27,166	2,076	0	343	113
509	Elgin	8,407	667	13	3	14
512	Harper	12,773	2,148	0	9	111
540	Heartland	3,109	219	0	2	13
519	Highland	2,508	14	0	13	1
514	Illinois Central	10,690	459	275	45	51
529	Illinois Eastern	(5,551)	(317)	(154)	(31)	(54)
	Frontier	2,078	208	0	16	0
	Lincoln Trail	1,031	28	154	0	3
	Olney Central	1,101	13	0	2	12
	Wabash Valley	1,341	68	0	13	39
513	Illinois Valley	3,762	51	86	3	0
525	Joliet	10,236	177	0	0	1
520	Kankakee	3,569	211	0	37	1
501	Kaskaskia	2,720	151	123	0	2
523	Kishwaukee	2,402	623	0	16	13
532	Lake County	12,375	473	0	41	564
517	Lake Land	4,107	231	356	16	0
536	Lewis & Clark	5,203	110	0	94	1
526	Lincoln Land	7,072	407	434	10	7
530	Logan	5,458	194	0	3	22
528	McHenry	4,644	136	0	18	10
541	Metropolitan	757	76	0	5	0
524	Moraine Valley	11,270	1,400	0	16	548
527	Morton	3,876	401	0	6	0
535	Oakton	9,017	2,474	0	13	69
505	Parkland	6,351	1,330	1	71	321
515	Prairie State	4,747	603	0	202	7
521	Rend Lake	3,548	457	265	11	6
537	Richland	3,329	59	0	0	0
511	Rock Valley	7,977	29	0	18	3
518	Sandburg	2,571	83	8	23	4
506	Sauk Valley	2,554	146	0	6	0
531	Shawnee	1,781	24	0	206	13
510	South Suburban	5,894	996	0	432	1
533	Southeastern	2,061	130	576	24	2
534	Spoon River	1,559	336	6	6	15
504	Triton	11,693	5,713	0	116	54
516	Waubensee	6,297	489	0	1	0
539	Wood	1,813	29	0	165	3
	TOTALS	306,798	26,038	2,479	2,451	2,385

SOURCE OF DATA: Fall Enrollment (E1 Records) - reflects enrollments as of the fall term census date (end of registration).
Will not reflect enrollments in courses that have a starting date later than the census date - particularly those in adult education.

Illinois Community College Board
Table I-7
SUMMARY OF OPENING FALL 1996 STUDENT HEADCOUNT ENROLLMENT
BY ENROLLMENT STATUS

Dist. No.	District/College	First-Time College-Level Students	New Pre-College Students	Transfer Students	New Gen Studies/Voc Students	Continuing Students	Students Moved to College-Level	Readmitted Students	Unknown
522	Belleville	3,264	0	0	0	9,940	0	94	0
503	Black Hawk	1,484	122	72	82	3,412	85	1,133	0
508	Chicago	(24,965)	(0)	(1,695)	(0)	(32,099)	(0)	(10,430)	(0)
	Daley	3,260	0	211	0	4,861	0	1,113	0
	Kennedy-King	2,352	0	44	0	2,962	0	1,286	0
	Malcolm X	4,540	0	9	0	3,286	0	1,337	0
	Olive-Harvey	2,513	0	90	0	2,885	0	1,399	0
	Truman	6,178	0	251	0	7,521	0	1,694	0
	Washington	2,246	0	803	0	4,121	0	1,934	0
	Wilbur Wright	3,876	0	287	0	6,463	0	1,667	0
507	Danville	740	34	26	3	1,545	4	310	0
502	DuPage	6,346	0	2,105	0	14,895	0	6,352	0
509	Elgin	1,537	669	797	18	4,323	331	1,429	0
512	Harper	4,014	0	878	0	7,742	0	2,407	0
540	Heartland	797	0	840	0	1,700	0	6	0
519	Highland	660	8	16	204	1,457	0	191	0
514	Illinois Central	2,390	0	640	0	7,951	0	539	0
529	Illinois Eastern	(1,680)	(20)	(4)	(13)	(2,906)	(1)	(1,483)	(0)
	Frontier	445	18	3	8	626	1	1,201	0
	Lincoln Trail	437	0	1	0	709	0	69	0
	Olney Central	374	0	0	1	547	0	206	0
	Wabash Valley	424	2	0	4	1,024	0	7	0
513	Illinois Valley	1,179	0	163	0	1,811	0	749	0
525	Joliet	2,629	0	132	0	5,708	0	1,945	0
520	Kankakee	556	84	217	80	1,957	0	924	0
501	Kaskaskia	908	0	5	0	1,303	364	416	0
523	Kishwaukee	506	101	393	7	1,518	0	529	0
532	Lake County	1,554	1,079	1,376	44	7,101	0	2,299	0
517	Lake Land	1,245	0	479	0	1,959	0	1,027	0
536	Lewis & Clark	1,565	0	132	0	2,668	0	1,043	0
526	Lincoln Land	1,959	0	3	0	4,593	0	1,375	0
530	Logan	752	82	550	504	1,550	0	2,239	0
528	McHenry	767	41	336	10	2,606	29	1,019	0
541	Metropolitan	171	0	541	0	70	0	0	56
524	Moraine Valley	3,086	1,243	108	179	3,855	222	4,541	0
527	Morton	1,349	0	76	0	2,579	0	279	0
535	Oakton	1,856	23	1,499	583	6,005	0	1,607	0
505	Parkland	1,637	547	258	13	3,302	1,264	1,053	0
515	Prairie State	1,289	182	341	212	2,472	0	1,063	0
521	Rend Lake	2,526	0	83	0	1,267	0	411	0
537	Richland	829	0	8	0	1,891	0	660	0
511	Rock Valley	1,907	0	20	0	5,964	0	136	0
518	Sandburg	802	130	11	38	1,280	22	406	0
506	Sauk Valley	697	0	43	0	1,646	0	320	0
531	Shawnee	625	0	0	0	943	0	456	0
510	South Suburban	1,025	330	103	505	3,780	435	1,145	0
533	Southeastern	577	78	37	108	1,468	0	525	0
534	Spoon River	467	63	198	35	775	22	362	0
504	Triton	2,854	935	9	1,552	8,444	330	3,452	0
516	Waubonsee	843	464	19	60	4,030	0	1,371	0
539	Wood	<u>577</u>	<u>59</u>	<u>107</u>	<u>6</u>	<u>991</u>	<u>81</u>	<u>189</u>	<u>0</u>
	TOTALS	84,614	6,294	14,320	4,256	171,506	3,190	55,915	56

SOURCE OF DATA: Fall Enrollment (E1 Records) - reflects enrollments as of the fall term census date (end of registration). Will not reflect enrollments in courses that have a starting date later than the census date - particularly those in adult education.

Illinois Community College Board
Table I-8
PROPORTIONS OF DISTRICT POPULATIONS SERVED BY
ILLINOIS PUBLIC COMMUNITY COLLEGES IN INSTRUCTIONAL
CREDIT CURRICULA BY HEADCOUNT AND FTE

<u>Dist. No.</u>	<u>District</u>	<u>Headcount Per 1000 Population</u>	<u>FTE Per 1000 Population</u>
522	Belleville	37.25	18.60
503	Black Hawk	28.17	17.69
508	Chicago	23.07	12.99
507	Danville	27.86	18.04
502	DuPage	35.57	18.54
509	Elgin	38.71	18.94
512	Harper	35.54	17.92
540	Heartland	20.26	10.60
519	Highland	28.03	14.93
514	Illinois Central	32.77	17.48
529	Illinois Eastern	54.20	29.09
513	Illinois Valley	27.63	15.91
525	Joliet	28.55	15.17
520	Kankakee	31.46	15.92
501	Kaskaskia	26.25	17.11
523	Kishwaukee	35.49	21.22
532	Lake County	26.92	11.74
517	Lake Land	26.11	16.91
536	Lewis & Clark	25.96	13.61
526	Lincoln Land	25.17	12.64
530	Logan	39.84	25.64
528	Mc Henry	28.79	13.90
541	Metropolitan	10.70	5.78
524	Moraine Valley	39.11	21.26
527	Morton	35.36	14.46
535	Oakton	32.34	14.89
505	Parkland	33.53	20.71
515	Prairie State	28.45	13.63
521	Rend Lake	49.11	25.15
537	Richland	23.34	12.19
511	Rock Valley	26.87	12.91
518	Carl Sandburg	22.70	13.01
506	Sauk Valley	25.83	14.00
531	Shawnee	33.07	20.44
510	South Suburban	26.07	12.87
533	Southeastern	49.19	30.71
534	Spoon River	25.94	15.45
504	Triton	53.92	24.38
516	Waubonsee	32.25	13.89
539	Wood	<u>21.17</u>	<u>12.03</u>
	TOTALS	29.78	15.72

SOURCES OF DATA: Fall Enrollment (E1 Records)
ICCB 1997 Estimated District Population

Illinois Community College Board
Table I-9
SUMMARY OF OPENING FALL 1996 STUDENT HEADCOUNT ENROLLMENT
BY INSTRUCTIONAL PROGRAM AREA AND STUDENT LEVEL

FRESHMAN LEVEL										
Dist. No.	District/College	General Associates	Bacc/ Transfer	Occupational	General Studies	Voc Skills	Adult Basic Ed	Adult Sec Ed	Eng as a Second Language	Total
522	Belleville	0	3,855	3,307	0	36	6	0	0	7,204
503	Black Hawk	9	2,373	1,362	0	1	0	0	0	3,745
508	Chicago	(5,630)	(8,822)	(3,516)	(342)	(2,007)	(0)	(0)	(5,701)	(26,018)
	Daley	44	1,702	641	13	86	0	0	1,191	3,677
	Kennedy-King	24	749	994	101	107	0	0	128	2,103
	Malcolm X	65	1,548	299	79	99	0	0	477	2,567
	Olive-Harvey	526	875	295	30	367	0	0	136	2,229
	Truman	1,708	677	397	75	175	0	0	2,773	5,805
	Washington	602	2,751	743	34	202	0	0	1	4,333
	Wilbur Wright	2,661	520	147	10	971	0	0	995	5,304
507	Danville	0	1,061	824	0	45	0	0	0	1,930
502	DuPage	64	6,309	3,780	3,939	1,745	0	0	0	15,837
509	Elgin	89	2,860	2,094	0	836	0	0	0	5,879
512	Harper	0	3,594	2,269	0	1	0	0	0	5,864
540	Heartland	0	2,014	485	0	186	0	0	0	2,685
519	Highland	10	802	394	82	363	0	0	0	1,651
514	Illinois Central	1,047	2,556	2,604	95	13	0	0	0	6,315
529	Illinois Eastern	(186)	(1,999)	(1,054)	(0)	(709)	(0)	(0)	(0)	(3,948)
	Frontier	32	588	324	0	535	0	0	0	1,479
	Lincoln Trail	54	517	251	0	22	0	0	0	844
	Olney Central	30	422	217	0	3	0	0	0	672
	Wabash Valley	70	472	262	0	149	0	0	0	953
513	Illinois Valley	355	1,253	1,075	23	0	0	0	0	2,706
525	Joliet	8	1,843	869	0	52	0	0	0	2,772
520	Kankakee	113	796	1,444	32	111	0	0	0	2,496
501	Kaskaskia	190	657	768	187	40	0	0	0	1,842
523	Kishwaukee	0	1,509	519	16	4	0	0	102	2,150
532	Lake County	0	3,285	3,467	215	157	0	0	158	7,282
517	Lake Land	8	1,298	1,005	0	448	0	0	0	2,759
536	Lewis & Clark	151	1,881	1,165	76	168	0	0	7	3,448
526	Lincoln Land	0	3,916	893	96	81	0	0	0	4,986
530	Logan	0	2,319	1,382	0	396	0	0	0	4,097
528	McHenry	37	1,715	1,067	0	0	0	0	0	2,819
541	Metropolitan	0	300	197	17	168	7	0	0	689
524	Moraine Valley	0	4,302	3,575	0	251	0	0	0	8,128
527	Morton	3	1,371	410	23	74	0	0	1,208	3,089
535	Oakton	0	3,885	1,409	0	0	0	0	0	5,294
505	Parkland	174	2,177	1,570	0	13	0	0	0	3,934
515	Prairie State	28	1,843	1,565	0	0	0	0	0	3,436
521	Rend Lake	0	1,442	930	0	422	0	0	0	2,794
537	Richland	4	1,419	786	11	0	0	0	0	2,220
511	Rock Valley	5	2,658	1,677	53	985	0	0	0	5,378
518	Sandburg	4	764	695	0	220	0	0	0	1,683
506	Sauk Valley	2	830	534	0	0	0	0	0	1,366
531	Shawnee	15	86	100	9	8	0	0	0	218
510	South Suburban	0	1,921	1,688	9	953	0	0	56	4,627
533	Southeastern	37	539	547	219	174	0	1	0	1,517
534	Spoon River	180	586	276	0	51	0	0	0	1,093
504	Triton	1,165	3,236	3,426	0	1,095	0	0	0	8,922
516	Waubonsee	172	955	691	21	29	0	0	0	1,868
539	Wood	<u>2</u>	<u>645</u>	<u>386</u>	<u>0</u>	<u>4</u>	<u>0</u>	<u>0</u>	<u>1</u>	<u>1,038</u>
TOTALS		9,688	85,676	55,805	5,465	11,846	13	1	7,233	175,727

SOURCE OF DATA: Fall Enrollment (E1 Records) - reflects enrollments as of the fall term census date (end of registration). Will not reflect enrollments in courses that have a starting date later than the census date - particularly those in adult education.

Illinois Community College Board
Table I-9
SUMMARY OF OPENING FALL 1996 STUDENT HEADCOUNT ENROLLMENT
BY INSTRUCTIONAL PROGRAM AREA AND STUDENT LEVEL

SOPHOMORE LEVEL										
Dist. No.	District/College	General Associates	Bacc/ Transfer	Occupa- tional	General Studies	Voc Skills	Adult Basic Ed	Adult Sec Ed	Eng as a Second Language	Total
522	Belleville	0	1,898	1,639	0	4	0	0	0	3,541
503	Black Hawk	12	977	883	0	0	0	0	0	1,872
508	Chicago	(1,513)	(3,556)	(2,506)	(48)	(369)	(0)	(0)	(6)	(7,998)
	Daley	20	734	370	3	15	0	0	0	1,142
	Kennedy-King	14	334	470	18	16	0	0	0	852
	Malcolm X	18	385	383	6	15	0	0	1	808
	Olive-Harvey	102	453	347	7	76	0	0	1	986
	Truman	374	398	384	6	50	0	0	2	1,214
	Washington	162	959	368	6	48	0	0	0	1,543
	Wilbur Wright	823	293	184	2	149	0	0	2	1,453
507	Danville	0	209	186	0	6	0	0	0	401
502	DuPage	97	2,660	2,006	328	462	0	0	0	5,553
509	Elgin	22	604	563	0	48	0	0	0	1,237
512	Harper	0	1,278	785	0	0	0	0	0	2,063
540	Heartland	0	214	53	0	0	0	0	0	267
519	Highland	5	348	213	4	42	0	0	0	612
514	Illinois Central	211	1,145	1,394	15	7	0	0	0	2,772
529	Illinois Eastern	(37)	(886)	(669)	(1)	(229)	(0)	(0)	(0)	(1,822)
	Frontier	10	282	171	1	197	0	0	0	661
	Lincoln Trail	16	178	151	0	7	0	0	0	352
	Olney Central	1	219	159	0	1	0	0	0	380
	Wabash Valley	10	207	188	0	24	0	0	0	429
513	Illinois Valley	38	254	326	0	0	0	0	0	618
525	Joliet	65	3,816	2,458	0	68	0	0	0	6,407
520	Kankakee	27	222	513	3	7	0	0	0	772
501	Kaskaskia	37	303	406	21	4	0	0	0	771
523	Kishwaukee	0	307	212	0	0	0	0	0	519
532	Lake County	0	2,510	1,751	40	54	0	0	0	4,355
517	Lake Land	7	533	633	0	34	0	0	0	1,207
536	Lewis & Clark	58	617	606	11	24	0	0	0	1,316
526	Lincoln Land	0	1,667	521	18	19	0	0	0	2,225
530	Logan	0	642	586	0	10	0	0	0	1,238
528	McHenry	19	763	301	0	0	0	0	0	1,083
541	Metropolitan	0	83	41	3	22	0	0	0	149
524	Moraine Valley	0	1,248	1,447	0	16	0	0	0	2,711
527	Morton	3	356	214	2	0	0	0	33	608
535	Oakton	0	2,023	940	0	0	0	0	0	2,963
505	Parkland	49	1,274	1,230	0	5	0	0	0	2,558
515	Prairie State	7	571	662	0	0	0	0	0	1,240
521	Rend Lake	0	343	403	0	52	0	0	0	798
537	Richland	3	519	409	1	0	0	0	0	932
511	Rock Valley	0	1,022	742	1	58	0	0	0	1,823
518	Sandburg	0	249	269	0	14	0	0	0	532
506	Sauk Valley	4	215	246	0	0	0	0	0	465
531	Shawnee	0	0	0	0	0	0	0	0	0
510	South Suburban	0	728	1,224	0	51	0	0	0	2,003
533	Southeastern	3	210	296	2	26	0	0	0	537
534	Spoon River	69	269	143	0	10	0	0	0	491
504	Triton	246	1,193	1,637	0	21	0	0	0	3,097
516	Waubonsee	42	487	391	16	3	0	0	0	939
539	Wood	<u>2</u>	<u>292</u>	<u>212</u>	<u>0</u>	<u>0</u>	<u>0</u>	<u>0</u>	<u>0</u>	<u>506</u>
	TOTALS	2,576	36,491	29,716	514	1,665	0	0	39	71,001

SOURCE OF DATA: Fall Enrollment (E1 Records) - reflects enrollments as of the fall term census date (end of registration).
Will not reflect enrollments in courses that have a starting date later than the census date - particularly those in adult education.

Illinois Community College Board
Table I-9
SUMMARY OF OPENING FALL 1996 STUDENT HEADCOUNT ENROLLMENT
BY INSTRUCTIONAL PROGRAM AREA AND STUDENT LEVEL

HIGH SCHOOL LEVEL										
Dist. No.	District/College	General Associates	Bacc/ Transfer	Occupa- tional	General Studies	Voc Skills	Adult Basic Ed	Adult Sec Ed	Eng as a Second Language	Total
522	Belleville	0	0	0	0	0	0	0	0	0
503	Black Hawk	0	8	0	0	0	0	0	0	8
508	Chicago	(8)	(47)	(30)	(2)	(4)	(0)	(0)	(0)	(91)
	Daley	0	5	2	0	0	0	0	0	7
	Kennedy-King	0	11	10	0	0	0	0	0	21
	Malcolm X	0	10	5	2	0	0	0	0	17
	Olive-Harvey	2	4	4	0	2	0	0	0	12
	Truman	0	5	1	0	1	0	0	0	7
	Washington	1	12	7	0	0	0	0	0	20
	Wilbur Wright	5	0	1	0	1	0	0	0	7
507	Danville	0	0	0	0	0	0	0	0	0
502	DuPage	0	7	7	2	0	0	0	0	16
509	Elgin	0	51	34	0	11	0	0	0	96
512	Harper	0	24	6	0	1	0	0	0	31
540	Heartland	0	0	0	0	0	0	0	0	0
519	Highland	0	0	0	0	1	0	0	0	1
514	Illinois Central	33	65	5	0	0	0	0	0	103
529	Illinois Eastern	(0)	(0)	(0)	(0)	(0)	(0)	(0)	(0)	(0)
	Frontier	0	0	0	0	0	0	0	0	0
	Lincoln Trail	0	0	0	0	0	0	0	0	0
	Olney Central	0	0	0	0	0	0	0	0	0
	Wabash Valley	0	0	0	0	0	0	0	0	0
513	Illinois Valley	0	0	0	98	0	0	0	0	98
525	Joliet	0	0	0	0	0	0	0	0	0
520	Kankakee	1	15	32	0	1	0	0	0	49
501	Kaskaskia	0	2	0	2	1	0	0	0	5
523	Kishwaukee	0	9	1	0	0	0	0	0	10
532	Lake County	0	0	0	0	0	0	0	0	0
517	Lake Land	0	94	55	0	4	0	0	0	153
536	Lewis & Clark	0	0	0	0	0	0	0	0	0
526	Lincoln Land	0	256	45	5	2	0	0	0	308
530	Logan	0	0	0	0	0	0	0	0	0
528	McHenry	0	17	34	0	0	0	0	0	51
541	Metropolitan	0	0	0	0	0	0	0	0	0
524	Moraine Valley	0	22	3	0	0	0	0	0	25
527	Morton	0	8	0	0	0	0	0	0	8
535	Oakton	0	24	4	0	0	0	0	0	28
505	Parkland	2	25	20	0	0	0	0	0	47
515	Prairie State	0	0	0	0	0	0	0	0	0
521	Rend Lake	0	0	0	0	0	0	0	0	0
537	Richland	0	55	4	0	0	0	0	0	59
511	Rock Valley	0	11	4	0	3	0	0	0	18
518	Sandburg	0	0	0	0	11	0	0	0	11
506	Sauk Valley	0	5	0	0	4	0	0	0	9
531	Shawnee	114	450	319	36	37	0	0	0	956
510	South Suburban	0	78	0	0	0	0	0	0	78
533	Southeastern	0	43	18	2	84	0	0	0	147
534	Spoon River	0	0	0	0	0	0	0	0	0
504	Triton	0	725	0	0	0	0	0	0	725
516	Waubonsee	0	0	0	0	0	0	0	0	0
539	Wood	0	35	5	0	0	0	0	0	40
	TOTALS	158	2076	626	147	164	0	0	0	3171

SOURCE OF DATA: Fall Enrollment (E1 Records) - reflects enrollments as of the fall term census date (end of registration). Will not reflect enrollments in courses that have a starting date later than the census date - particularly those in adult education.

Illinois Community College Board
Table I-9
SUMMARY OF OPENING FALL 1996 STUDENT HEADCOUNT ENROLLMENT
BY INSTRUCTIONAL PROGRAM AREA AND STUDENT LEVEL

UNCLASSIFIED LEVEL										
Dist. No.	District/College	General Associates	Bacc/ Transfer	Occupational	General Studies	Voc Skills	Adult Basic Ed	Adult Sec Ed	Eng as a Second Language	Total
522	Belleville	0	720	866	0	23	938	6	0	2,553
503	Black Hawk	0	272	195	3	259	24	12	0	765
508	Chicago	(2,425)	(4,145)	(1,922)	(451)	(2,467)	(8,324)	(2,149)	(13,199)	(35,082)
	Daley	6	961	449	22	232	492	78	2,379	4,619
	Kennedy-King	4	333	565	116	145	1,520	383	602	3,668
	Malcolm X	9	422	89	119	175	2,745	493	1,728	5,780
	Olive-Harvey	287	426	80	29	380	1,323	507	628	3,660
	Truman	650	254	166	117	264	945	172	6,050	8,618
	Washington	315	1,594	542	37	548	95	77	0	3,208
	Wilbur Wright	1,154	155	31	11	723	1,204	439	1,812	5,529
507	Danville	0	108	85	0	7	92	39	0	331
502	DuPage	3	1,119	1,281	2,057	981	175	420	2,256	8,292
509	Elgin	6	234	381	0	95	1,106	70	0	1,892
512	Harper	0	3,838	1,641	0	234	1,367	3	0	7,083
540	Heartland	0	179	76	0	134	0	2	0	391
519	Highland	3	73	40	42	106	4	4	0	272
514	Illinois Central	156	809	1,131	92	3	138	1	0	2,330
529	Illinois Eastern	(2)	(81)	(33)	(0)	(16)	(140)	(65)	(0)	(337)
	Frontier	0	21	7	0	10	92	32	0	162
	Lincoln Trail	0	5	4	0	0	4	7	0	20
	Olney Central	0	13	7	0	0	38	18	0	76
	Wabash Valley	2	42	15	0	6	6	8	0	79
513	Illinois Valley	12	103	140	2	0	140	83	0	480
525	Joliet	4	248	157	138	41	515	132	0	1,235
520	Kankakee	17	124	258	30	37	3	32	0	501
501	Kaskaskia	20	76	139	17	6	14	106	0	378
523	Kishwaukee	0	119	107	3	2	84	59	1	375
532	Lake County	0	388	966	8	2	345	87	20	1,816
517	Lake Land	0	218	99	0	117	100	57	0	591
536	Lewis & Clark	15	121	161	19	46	142	140	0	644
526	Lincoln Land	0	301	53	25	31	0	1	0	411
530	Logan	0	106	50	0	7	86	93	0	342
528	McHenry	7	431	345	0	0	71	1	0	855
541	Metropolitan	0	0	0	0	0	0	0	0	0
524	Moraine Valley	0	358	563	0	79	164	497	709	2,370
527	Morton	1	165	90	12	18	260	29	3	578
535	Oakton	0	1,359	738	9	917	177	80	8	3,288
505	Parkland	126	701	611	0	9	43	45	0	1,535
515	Prairie State	2	124	238	151	8	238	122	0	883
521	Rend Lake	0	351	98	0	204	6	36	0	695
537	Richland	0	83	82	0	0	7	5	0	177
511	Rock Valley	0	308	287	13	195	5	0	0	808
518	Sandburg	1	116	88	1	92	27	132	6	463
506	Sauk Valley	3	423	123	1	277	6	33	0	866
531	Shawnee	38	355	190	54	81	6	126	0	850
510	South Suburban	0	151	202	1	85	80	96	0	615
533	Southeastern	1	119	168	38	115	51	100	0	592
534	Spoon River	15	92	63	0	20	98	50	0	338
504	Triton	38	307	384	0	1,968	1,463	672	0	4,832
516	Waubensee	27	1,007	1,210	298	111	1,130	197	0	3,980
539	Wood	0	137	131	0	1	37	118	2	426
TOTALS		2,922	19,969	15,392	3,465	8,794	17,606	5,900	16,204	90,252

SOURCE OF DATA: Fall Enrollment (E1 Records) - reflects enrollments as of the fall term census date (end of registration). Will not reflect enrollments in courses that have a starting date later than the census date - particularly those in adult education.

Illinois Community College Board
Table I-10
SUMMARY OF OPENING FALL TERM STUDENT HEADCOUNT ENROLLMENT
FALL 1987 THROUGH FALL 1996

Dist No	District/College	Fall 1987	Fall 1988	Fall 1989	Fall 1990	Fall 1991	Fall 1992	Fall 1993	Fall 1994	Fall 1995	Fall 1996
522	Belleville	11542	12511	12769	14180	14984	15440	14624	14314	13923	13298
503	Black Hawk	(6033)	(6071)	(5998)	(6579)	7206 *	7503	6721	6943	6354	6390
	East	779	754	744	768	---	---	---	---	---	---
	Quad	5254	5317	5254	5811	---	---	---	---	---	---
508	Chicago	(75983)	(74935)	(77013)	(78892)	(79507)	(77233)	(73904)	(71598)	(68233)	(69,189)
	City-Wide	8342	12998	11331	9604	6961	5411	---	---	---	---
	Daley	8448	7409	7590	8338	8581	8439	8072	8992	8835	9445
	Kennedy-King	9390	8651	8601	9508	10134	9166	8571	6042	7071	6644
	Malcolm X	10797	9855	9537	9602	10277	13409	11805	11077	9637	9172
	Olive-Harvey	7979	8081	8314	8763	8188	8180	6655	6102	6110	6887
	Truman	14258	12977	15137	16467	16557	14551	15566	15675	14883	15644
	Washington	8217	7920	8157	8313	8496	7839	11235	12028	9741	9104
	Wilbur Wright	8552	7044	8346	8297	10313	10238	12000	11682	11956	12293
507	Danville	2816	2932	3260	3534	3720	3340	3182	2857	2716	2662
502	DuPage	24474	26494	28037	29187	30897	31625	31132	30237	29888	29698
509	Elgin	5582	5780	6448	7066	7424	9035	9126	9175	8589	9104
512	Harper	16034	16121	16685	16509	17562	17610	16212	15560	15106	15041
540	Heartland	---	---	---	---	---	1959	2349	2779	3072	3343
519	Highland	2703	2878	2983	3258	3021	3181	2614	2678	2662	2536
514	Illinois Central	12526	12025	12465	12724	13899 **	13056	12297	11696	11839	11520
529	Illinois Eastern	(7871)	(6571)	(8587)	(8556)	(7891)	(7104)	(6780)	(6818)	(6540)	(6,107)
	Frontier	2884	2448	2535	2387	2183	1907	1890	2093	1904	2302
	Lincoln Trail	1009	940	950	954	1040	1085	1152	1114	1127	1216
	Olney Central	1927	1500	1744	1606	1733	1550	1481	1536	1486	1128
	Wabash Valley	2051	1683	3358	3609	2935	2562	2257	2075	2023	1461
513	Illinois Valley	4191	3850	4131	4207	4397	4274	4174	3971	3947	3902
525	Joliet	9440	9454	9567	9645	10043	10427	10336	10369	10248	10414
520	Kankakee	3774	3473	3456	3789	4043	4025	3888	3853	3924	3818
501	Kaskaskia	2874	2806	3269	3269	3581	3322	3379	3247	2916	2996
523	Kishwaukee	2867	3113	2960	3035	3340	3270	3243	3244	3268	3054
532	Lake County	11709	11587	12757	13526	14013	14389	14162	13755	13510	13453
517	Lake Land	4048	3952	4317	4437	4835	4543	4763	4831	4734	4710
536	Lewis & Clark	5268	5012	5450	5886	5763	5853	5441	5534	5303	5408
526	Lincoln Land	7645	7848	7802	7717	8363	8708	7943	8220	8609	7930
530	Logan	4688	5183	5307	5216	5730	5542	5440	5469	5432	5677
528	Mc Henry	3184	3487	3684	3768	4368	4671	4797	4841	4933	4808
541	Metropolitan***	1173	1184	1041	1236	1119	1268	1255	982	886	838
524	Moraine Valley	12422	12914	13590	13601	13938	14074	13826	13273	12813	13234
527	Morton	3361	3625	3934	4195	4529	4349	4214	3977	3760	4283
535	Oakton	11553	11596	12290	12395	13473	13349	12796	11634	12074	11573
505	Parkland	7659	7911	8483	8570	9758 **	9343	8869	8463	8403	8074
515	Prairie State	4477	4837	4758	5127	5657	5785	5368	5305	5191	5559
521	Rend Lake	2878	3148	3293	3766	3229	2966	3092	3551	3438	4287
537	Richland	3323	3743	3889	3801	3850	4110	3950	3801	3384	3388
511	Rock Valley	7597	7703	7957	8730	9066	8618	9113	8905	8228	8027
518	Carl Sandburg	2607	2826	2598	2639	2663	2569	2591	2541	2765	2689
506	Sauk Valley	3058	2769	2724	3109	3136	2912	2790	2646	2724	2706
531	Shawnee	1700	1433	1376	1575	1818	1943	2021	2182	2119	2024
510	South Suburban	7260	8263	8685	8581	10605	9369	9107	8997	7648	7323
533	Southeastern	2536	2756	2896	3032	3292	2802	2925	2648	2643	2793
534	Spoon River	1683	1723	1746	1970	2061	2189	2077	1860	1950	1922
504	Triton	18022	17691	16625	16759	16767	16804	15308	15485	15362	17576
516	Waubonsee	4652	5376	5898	6089	6415	6750	6768	6797	6552	6787
539	Wood	<u>2950</u>	<u>2695</u>	<u>3005</u>	<u>2743</u>	<u>2512</u>	<u>2293</u>	<u>2140</u>	<u>1943</u>	<u>2030</u>	<u>2010</u>
	TOTALS	324163	328276	341733	352898	368475	367603	354717	346979	337716	340151

*Effective in fiscal year 1992. Black Hawk College was restructured as a single college district with two campuses.

**Includes enrollments from Heartland Community College.

***Formerly State Community College

NOTE: Fall 1989 increases at Illinois Eastern are attributable in part to a change in the start-up date of the coal mining technology program at Wabash Valley.

SOURCE OF DATA: Fall Enrollment (E1 Records) - reflects enrollment as of the fall term census date (end of registration). Will not reflect enrollments in courses that have a starting date later than the census date - particularly those in adult education.

Illinois Community College Board
Table I-11
SUMMARY OF OPENING FALL TERM STUDENT FTE ENROLLMENT
FALL 1987 THROUGH FALL 1996

Dist No	District/College	1987 FTE	1988 FTE	1989 FTE	1990 FTE	1991 FTE	1992 FTE	1993 FTE	1994 FTE	1995 FTE	1996 FTE
522	Belleville	5284	5780	5992	6548	6997	7375	7130	6947	6818	6641
503	Black Hawk	(3464)	(3566)	(3525)	(3812)	4067 *	4320	4134	4209	3906	4013
	East	571	560	543	554	---	---	---	---	---	---
	Quad	2893	3006	2982	3258	---	---	---	---	---	---
508	Chicago	(42068)	(41926)	(43520)	(45366)	(46469)	(44535)	(41819)	(39058)	(37655)	(38955)
	City-Wide	2971	4894	4929	3993	2727	2036	---	---	---	---
	Daley	3540	3573	3752	4191	4553	4332	4086	4383	4221	4431
	Kennedy-King	6226	6008	5628	6506	7024	6342	5413	3785	4354	4071
	Malcolm X	8948	7661	7133	7328	8033	8796	7962	6441	6167	6138
	Olive-Harvey	5273	5402	5496	5825	5225	5280	4381	4076	4080	4542
	Truman	7585	7209	8615	9433	9551	8460	9288	9053	8389	8882
	Washington	3874	3721	3763	3820	4067	3919	5243	5451	4385	4003
	Wilbur Wright	3651	3458	4204	4270	5289	5370	5446	5869	6059	6887
507	Danville	1734	1832	1966	2044	2164	2096	2022	1836	1762	1724
502	DuPage	12475	13584	14499	15035	15758	16251	16091	15829	15573	15480
509	Elgin	2571	2730	3042	3321	3438	4246	4320	4349	4182	4455
512	Harper	7250	7576	7768	7634	8034	8213	7997	7780	7523	7582
540	Heartland	---	---	---	---	---	1149	1181	1403	1614	1749
519	Highland	1402	1454	1538	1568	1580	1665	1508	1433	1355	1351
514	Illinois Central	6037	5923	6135	6379	6775 **	6669	6487	6208	6141	6145
529	Illinois Eastern	(3307)	(2991)	(3445)	(3689)	(3854)	(3643)	(3419)	(3473)	(3278)	(3277)
	Frontier	666	599	615	675	694	619	555	577	491	612
	Lincoln Trail	596	548	639	664	736	796	766	751	725	835
	Olney Central	1027	949	1122	1127	1229	1174	1172	1164	1090	874
	Wabash Valley	1018	895	1069	1223	1195	1054	926	981	972	956
513	Illinois Valley	2356	2298	2422	2420	2499	2514	2439	2268	2221	2248
525	Joliet	4743	4884	4969	5079	5153	5442	5379	5468	5453	5535
520	Kankakee	1802	1716	1784	1871	2007	2007	1957	1971	1985	1932
501	Kaskaskia	1755	1752	1981	2097	2288	2216	2237	2143	1952	1953
523	Kishwaukee	1593	1628	1635	1705	1902	1857	1851	1839	1903	1826
532	Lake County	4762	4897	5407	5649	5781	5924	5847	5796	5837	5868
517	Lake Land	2378	2451	2666	2740	3055	2979	3030	2930	2970	3052
536	Lewis & Clark	2531	2498	2727	2907	2995	3033	2782	2792	2726	2836
526	Lincoln Land	3597	3633	3615	3661	3926	4099	3939	3991	4046	3981
530	Logan	2597	3016	3121	3096	3537	3642	3585	3596	3566	3654
528	Mc Henry	1318	1426	1586	1623	1916	2091	2145	2234	2326	2321
541	Metropolitan***	769	759	642	809	712	858	821	664	564	453
524	Moraine Valley	6243	6775	6979	7244	7544	7576	7371	7186	7078	7195
527	Morton	1449	1503	1691	1842	1994	1802	1810	1709	1576	1752
535	Oakton	4223	4470	5017	5269	5524	5585	5544	5293	5636	5327
505	Parkland	4041	4328	4738	4837	5568 **	5473	5287	5105	5001	4987
515	Prairie State	2181	2320	2325	2442	2698	2765	2601	2559	2525	2664
521	Rend Lake	1663	1762	1903	1908	1965	1864	1961	2013	2010	2195
537	Richland	1540	1762	1869	1889	2007	2138	2059	1881	1695	1770
511	Rock Valley	3487	3565	3736	4051	4171	4291	4320	4157	3955	3857
518	Carl Sandburg	1431	1494	1435	1433	1527	1547	1530	1460	1591	1542
506	Sauk Valley	1500	1523	1540	1726	1794	1702	1611	1496	1500	1466
531	Shawnee	848	858	899	1051	1275	1262	1375	1346	1334	1251
510	South Suburban	3112	3447	3606	3784	4409	4234	4270	4217	3631	3615
533	Southeastern	1400	1623	1763	1843	1852	1785	1842	1751	1688	1744
534	Spoon River	991	973	990	1108	1232	1328	1268	1143	1177	1145
504	Triton	8002	8219	8185	8222	8231	8292	7421	7324	7717	7949
516	Waubensee	1927	2194	2466	2558	2686	2860	2957	2948	2855	2923
539	Wood	1307	1155	1310	1264	1194	1194	1161	1029	1115	1142
TOTALS		161138	166291	174437	181524	190578	192540	186508	180834	177440	179552

*Effective in fiscal year 1992, Black Hawk College was restructured as a single college district with two campuses.

**Includes enrollments from Heartland Community College.

***Formerly State Community College

NOTE: Fall 1989 increases at Illinois Eastern are attributable in part to a change in the start-up date of the coal mining technology program at Wabash Valley.

SOURCE OF DATA: Fall Enrollment (E1 Records) - reflects enrollment as of the fall term census date (end of registration). Will not reflect enrollments in courses that have a starting date later than the census date - particularly those in adult education.

Section II

FACULTY AND STAFF DATA

The tables in this section present data regarding faculty and staff employed by the public community colleges of Illinois. The salary and staff data were collected in fall 1996 and reflect averages for fiscal year 1997. Employee groups exclude those persons who are employed predominantly to provide services at a correctional facility.

Descriptions of the employee groups used in this section are provided below. These categories correspond with *Fiscal Management Manual* salaries expenditures codes.

- **Faculty** are individuals who spend more than one-half of their workload in the activity of teaching and providing instruction to students.
- **Administrative Staff** are line officers of the college who manage, conduct, and administer programs, staff, and operations of the board of trustees.
- **Classified Staff** include clerical and custodial/maintenance staff. Clerical personnel engage in the process of keeping records and processing information upon the request and direction of college professional staff. Custodial/maintenance staff engage in housekeeping and the maintenance or repair of college facilities and equipment.
- **Other (nonteaching) Professional Staff** include professional/technical, academic support, and supervisory staff. Professional/technical staff have specialized skills but do not directly support the process of teaching. Academic support staff exercise professional judgement and discretion and directly support the teaching and learning process. Supervisory staff have the duty, responsibility, or authority to recommend the employment, transfer, suspension, dismissal, promotion, assignment, reward, or discipline of other staff individuals both full- and part-time.

Figure 2 shows the headcount distribution of community college employees statewide by employee group: faculty (51.07 percent), other nonteaching professionals (9.88 percent), classified (34.69 percent), and administrators (4.37 percent).

Table II-1 lists the number of instructional teaching faculty by sex and employment status employed during fall 1996. Of the 16,369 teaching faculty employed in fall 1996, 4,454 were full-time faculty.

Table II-2 shows the total number of administrative staff by sex and employment status.

Table II-3 lists the number of full-time and part-time nonteaching professional staff by sex and employment status employed in each community college. Table II-4 provides the same information for classified or civil service type staff.

The average contractual base salaries paid to full-time teaching faculty, full-time administrative staff, and full-time nonteaching professionals are shown in Table II-5.

Table II-6 identifies the average class size for on-campus lecture/discussion classes and laboratory classes. Table II-7 shows a percent distribution of on-campus classes by size for each community college.

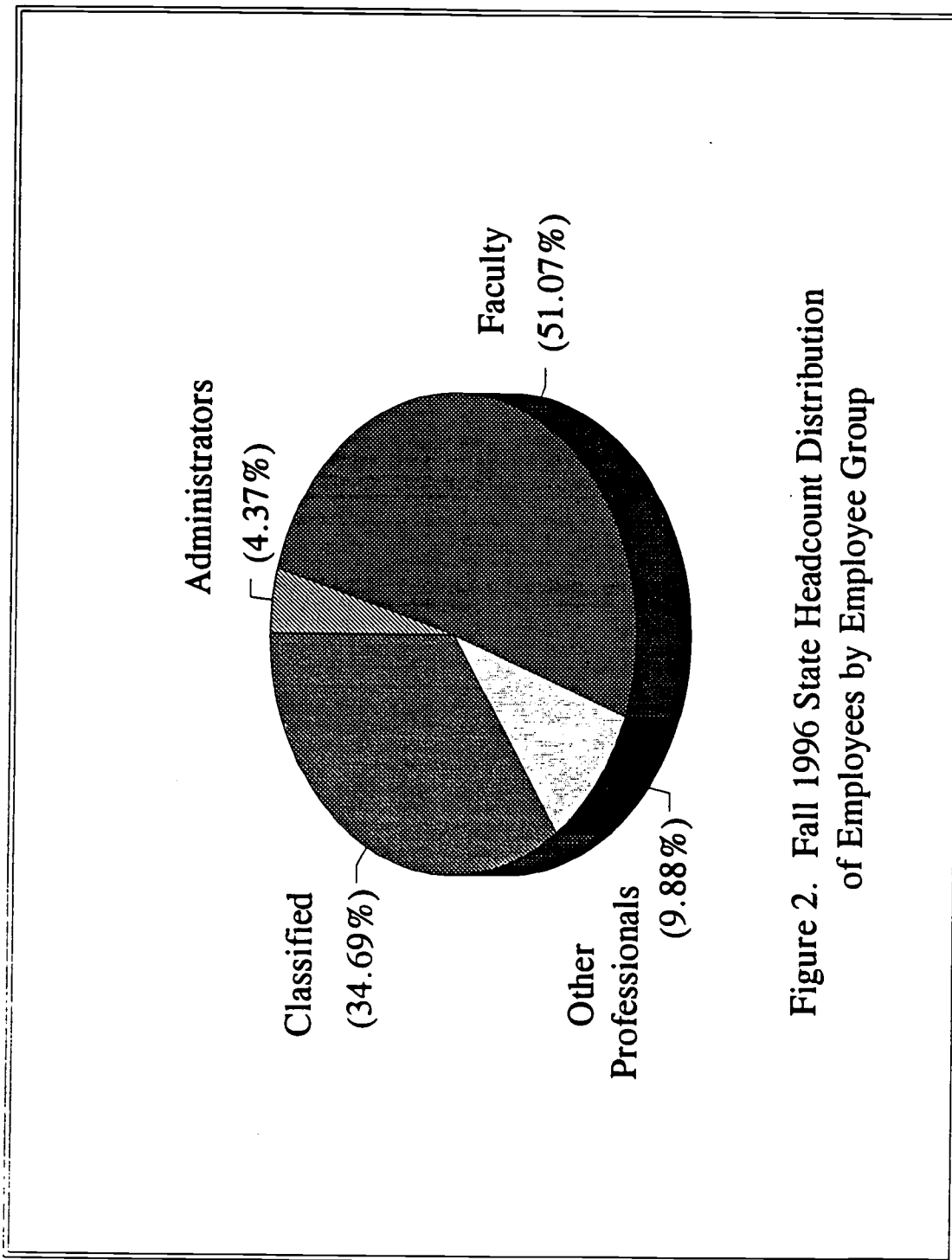


Figure 2. Fall 1996 State Headcount Distribution of Employees by Employee Group

Illinois Community College Board
Table II-1

SUMMARY OF INSTRUCTIONAL TEACHING FACULTY (9 AND 12 MOS.) EMPLOYED IN
ILLINOIS PUBLIC COMMUNITY COLLEGES BY SEX AND EMPLOYMENT STATUS DURING FALL 1996

Dist. No.	District/College	Full-Time		Total	Part-Time		Total	Grand	Grand
		Male	Female	Full-Time FTE	Male	Female	Part-Time FTE	Total Headcount	Total FTE
522	Belleville	66	42	108	464	371	250	943	358
503	Black Hawk	72	63	135	93	148	160	376	295
508	Chicago	(415)	(369)	(784)	(686)	(801)	(596)	(2,271)	(1,380)
	Daley	49	38	87	100	103	78	290	165
	Kennedy-King	52	67	119	66	91	68	276	187
	Malcolm X	44	50	94	125	130	102	349	196
	Olive-Harvey	47	35	82	72	77	60	231	142
	Truman	64	67	131	119	164	125	414	256
	Washington	81	56	137	86	95	72	318	209
	Wright	78	56	134	118	141	91	393	225
507	Danville	28	29	57	20	42	22	119	79
502	DuPage	147	131	278	419	443	417	1140	695
509	Elgin	59	49	108	162	169	248	439	356
512	Harper	89	93	182	340	380	282	902	464
540	Heartland	19	20	39	92	91	101	222	140
519	Highland	34	16	50	38	60	38	148	88
514	Illinois Central	106	64	170	211	199	49	580	219
529	Illinois Eastern	(66)	(40)	(106)	(137)	(164)	(98)	(407)	(204)
	Frontier	1	2	3	67	99	51	169	54
	Lincoln Trail	15	9	24	25	24	15	73	39
	Olney Central	19	21	40	24	17	17	81	57
	Wabash	31	8	39	21	24	15	84	54
513	Illinois Valley	38	29	67	65	45	34	177	101
525	Joliet	92	53	145	210	164	31	519	176
520	Kankakee	28	24	52	46	58	30	156	82
501	Kaskaskia	35	19	54	25	23	16	102	70
523	Kishwaukee	33	33	66	65	99	50	230	116
532	Lake County	98	59	157	301	279	145	737	302
517	Lake Land	60	37	97	162	202	40	461	137
536	Lewis & Clark	38	37	75	97	103	63	275	138
526	Lincoln Land	68	49	117	98	84	52	299	169
530	Logan	50	50	100	56	62	52	218	152
528	McHenry	42	31	73	73	89	46	235	119
541	Metropolitan	5	3	8	33	31	51	72	59
524	Moraine Valley	83	74	157	207	200	120	564	277
527	Morton	19	28	47	60	75	46	182	93
535	Oakton	57	73	130	244	177	157	551	287
505	Parkland	77	74	151	153	162	118	466	269
515	Prairie State	33	34	67	124	109	89	300	156
521	Rend Lake	30	28	58	42	63	41	163	99
537	Richland	32	25	57	68	93	52	218	109
511	Rock Valley	78	48	126	77	39	35	242	161
518	Sandburg	28	24	52	75	84	48	211	100
506	Sauk Valley	33	18	51	45	29	26	125	77
531	Shawnee	18	24	42	42	68	41	152	83
510	South Suburban	58	64	122	142	138	56	402	178
533	Southeastern	31	25	56	56	46	32	158	88
534	Spoon River	22	16	38	67	62	36	167	74
504	Triton	100	61	161	255	192	154	608	315
516	Waubonsee	32	39	71	263	375	169	709	240
539	Wood	<u>17</u>	<u>23</u>	<u>40</u>	<u>41</u>	<u>42</u>	<u>24</u>	<u>123</u>	<u>64</u>
TOTALS		2,436	2,018	4,454	5,854	6,061	4,114	16,369	8,568

SOURCE OF DATA: Fiscal Year 1997 Salary Submission (C1 & C2)

Illinois Community College Board
Table II-2
SUMMARY OF ADMINISTRATIVE STAFF EMPLOYED IN
ILLINOIS PUBLIC COMMUNITY COLLEGES BY SEX AND EMPLOYMENT STATUS DURING FALL 1996

Dist. No.	District/College	Full-Time		Total	Part-Time		Total	Grand	Grand
		Male	Female	FTE	Male	Female	FTE	Total Headcount	Total FTE
522	Belleville	24	8	32	43	59	45	134	77
503	Black Hawk	13	7	20	0	0	0	20	20
508	Chicago*	(86)	(71)	(157)	(2)	(0)	(0)	(159)	(157)
	Daley	11	5	16	0	0	0	16	16
	Kennedy-King	7	7	14	0	0	0	14	14
	Malcolm X	8	7	15	0	0	0	15	15
	Olive-Harvey	5	10	15	0	0	0	15	15
	Truman	9	9	18	0	0	0	18	18
	Washington	7	10	17	0	0	0	17	17
	Wright	9	5	14	0	0	0	14	14
507	Danville	17	13	30	0	0	0	30	30
502	DuPage	31	21	52	0	0	0	52	52
509	Elgin	18	13	31	0	0	0	31	31
512	Harper	19	19	38	0	0	0	38	38
540	Heartland	9	3	12	0	0	0	12	12
519	Highland	14	11	25	0	0	1	25	26
514	Illinois Central	22	16	38	0	0	0	38	38
529	Illinois Eastern*	(14)	(16)	(30)	(0)	(0)	(0)	(30)	(30)
	Frontier	4	2	6	0	0	0	6	6
	Lincoln Trail	1	4	5	0	0	0	5	5
	Olney	3	3	6	0	0	0	6	6
	Wabash	2	4	6	0	0	0	6	6
513	Illinois Valley	15	6	21	0	0	0	21	21
525	Joliet	32	30	62	2	4	3	68	65
520	Kankakee	26	23	49	0	0	0	49	49
501	Kaskaskia	10	14	24	2	0	1	26	25
523	Kishwaukee	8	8	16	0	0	0	16	16
532	Lake County	26	24	50	0	1	0	51	50
517	Lake Land	11	9	20	0	0	0	20	20
536	Lewis & Clark	15	4	19	0	0	0	19	19
526	Lincoln Land	29	18	47	0	1	1	48	48
530	Logan	21	9	30	0	0	0	30	30
528	McHenry	23	16	39	0	1	1	40	40
541	Metropolitan	6	5	11	0	0	0	11	11
524	Moraine Valley	13	12	25	0	0	0	25	25
527	Morton	10	4	14	0	0	0	14	14
535	Oakton	15	11	26	0	0	0	26	26
505	Parkland	21	14	35	0	0	0	35	35
515	Prairie State	19	18	37	0	0	0	37	37
521	Rend Lake	17	6	23	0	0	0	23	23
537	Richland	10	9	19	0	0	0	19	19
511	Rock Valley	30	19	49	0	0	0	49	49
518	Sandburg	9	10	19	0	0	0	19	19
506	Sauk Valley	13	6	19	2	2	2	23	21
531	Shawnee	10	6	16	0	0	0	16	16
510	South Suburban	17	10	27	0	0	0	27	27
533	Southeastern	15	11	26	0	0	0	26	26
534	Spoon River	6	9	15	0	0	0	15	15
504	Triton	8	20	28	0	0	0	28	28
516	Waubonsee	12	12	24	0	0	0	24	24
539	Wood	<u>13</u>	<u>13</u>	<u>26</u>	<u>0</u>	<u>0</u>	<u>0</u>	<u>26</u>	<u>26</u>
	TOTALS	727	554	1,281	51	68	54	1,400	1,335

*District Totals include central administration staff.

SOURCE OF DATA: Fiscal Year 1997 Salary Submission (C1 & C2)

Illinois Community College Board

Table II-3

SUMMARY OF OTHER NONTEACHING PROFESSIONAL* STAFF (9 AND 12 MONTH) EMPLOYED IN ILLINOIS PUBLIC COMMUNITY COLLEGES BY SEX AND EMPLOYMENT STATUS DURING FALL 1996

Dist. No.	District/College	Full-Time		Total	Part-Time		Total	Grand	Grand
		Male	Female	Full-Time FTE	Male	Female	Part-Time FTE	Total Headcount	Total FTE
522	Belleville	19	45	64	12	23	9	99	73
503	Black Hawk	21	52	73	8	31	20	112	93
508	Chicago**	(105)	(193)	(298)	(70)	(86)	(98)	(454)	(396)
	Daley	7	20	27	3	12	10	42	37
	Kennedy-King	18	36	54	6	6	7	66	61
	Malcolm X	14	22	36	9	7	11	52	47
	Olive-Harvey	5	26	31	5	3	5	39	36
	Truman	15	23	38	7	8	9	53	47
	Washington	8	24	32	0	1	0	33	32
	Wright	3	8	11	4	6	5	21	16
507	Danville	11	16	27	0	0	0	27	27
502	DuPage	77	96	173	0	0	0	173	173
509	Elgin	34	35	69	48	24	36	141	105
512	Harper	63	103	166	7	21	23	194	189
540	Heartland	6	17	23	3	11	7	37	30
519	Highland	10	13	23	0	4	2	27	25
514	Illinois Central	34	62	96	47	28	16	171	112
529	Illinois Eastern**	(20)	(28)	(48)	(0)	(0)	(0)	(48)	(48)
	Frontier	4	4	8	0	0	0	8	8
	Lincoln Trail	4	4	8	0	0	0	8	8
	Olney	3	5	8	0	0	0	8	8
	Wabash	3	6	9	0	0	0	9	9
513	Illinois Valley	14	7	21	0	0	0	21	21
525	Joliet	18	15	33	31	55	15	119	48
520	Kankakee	10	31	41	2	6	4	49	45
501	Kaskaskia	2	2	4	1	0	0	5	4
523	Kishwaukee	14	37	51	10	13	8	74	59
532	Lake County	32	59	91	2	1	3	94	94
517	Lake Land	23	39	62	0	0	0	62	62
536	Lewis & Clark	26	45	71	0	0	0	71	71
526	Lincoln Land	16	51	67	2	18	10	87	77
530	Logan	22	46	68	2	4	3	74	71
528	McHenry	16	29	45	3	3	3	51	48
541	Metropolitan	8	16	24	0	0	0	24	24
524	Moraine Valley	31	75	106	0	0	0	106	106
527	Morton	17	16	33	0	0	0	33	33
535	Oakton	32	84	116	1	4	1	121	117
505	Parkland	32	46	78	42	59	32	179	110
515	Prairie State	8	18	26	0	0	0	26	26
521	Rend Lake	11	31	42	0	0	0	42	42
537	Richland	10	19	29	5	6	6	40	35
511	Rock Valley	15	16	31	0	6	3	37	34
518	Sandburg	15	30	45	0	4	2	49	47
506	Sauk Valley	8	15	23	3	7	5	33	28
531	Shawnee	8	13	21	0	0	0	21	21
510	South Suburban	20	28	48	0	0	0	48	48
533	Southeastern	7	18	25	0	0	0	25	25
534	Spoon River	7	10	17	6	8	22	31	39
504	Triton	37	42	79	0	0	0	79	79
516	Waubonsee	16	26	42	4	10	6	56	48
539	Wood	7	13	20	0	6	2	26	22
	TOTALS	882	1,537	2,419	309	438	335	3,166	2,754

*Other nonteaching professional staff include professional/technical, academic support, and supervisory staff.

**District Totals include central administration staff.

SOURCE OF DATA: Fiscal Year 1997 Salary Submission (C1 & C2)

Illinois Community College Board

Table II-4

SUMMARY OF CIVIL SERVICE OR CLASSIFIED STAFF EMPLOYED IN
ILLINOIS PUBLIC COMMUNITY COLLEGES BY SEX AND EMPLOYMENT STATUS DURING FALL 1996

Dist. No.	District/College	Full-Time		Total	Part-Time		Total	Grand	Grand
		Male	Female	Full-Time FTE	Male	Female	Part-Time FTE	Total Headcount	Total FTE
522	Belleville	45	97	142	90	137	135	369	277
503	Black Hawk	32	80	112	34	88	41	234	153
508	Chicago*	(98)	(472)	(570)	(1,846)	(1,576)	(1,845)	(3,992)	(2,415)
	Daley	7	51	58	78	68	69	204	127
	Kennedy-King	9	59	68	196	132	200	396	268
	Malcolm X	13	43	56	116	117	139	289	195
	Olive-Harvey	7	52	59	107	99	102	265	161
	Truman	16	63	79	123	72	114	274	193
	Washington	13	71	84	89	130	96	303	180
	Wright	19	73	92	168	123	153	383	245
507	Danville	22	46	68	1	12	0	81	68
502	DuPage	76	118	194	152	453	266	799	460
509	Elgin	25	87	112	38	82	60	232	172
512	Harper	98	139	237	16	85	72	338	309
540	Heartland	1	16	17	0	9	5	26	22
519	Highland	20	27	47	1	16	7	64	54
514	Illinois Central	45	111	156	121	301	107	578	263
529	Illinois Eastern*	(23)	(80)	(103)	(30)	(122)	(76)	(255)	(179)
	Frontier	3	11	14	1	4	1	19	15
	Lincoln Trail	7	7	14	1	10	7	25	21
	Olney	7	17	24	7	25	15	56	39
	Wabash	4	12	16	3	13	9	32	25
513	Illinois Valley	19	42	61	4	13	10	78	71
525	Joliet	39	113	152	17	85	46	254	198
520	Kankakee	16	44	60	2	11	7	73	67
501	Kaskaskia	7	23	30	19	41	40	90	70
523	Kishwaukee	15	39	54	5	15	6	74	60
532	Lake County	68	105	173	5	56	31	234	204
517	Lake Land	12	46	58	22	104	64	184	122
536	Lewis & Clark	14	44	58	16	25	17	99	75
526	Lincoln Land	41	83	124	0	15	7	139	131
530	Logan	22	68	90	6	12	9	108	99
528	McHenry	15	37	52	8	57	37	117	89
541	Metropolitan	8	15	23	8	7	10	38	33
524	Moraine Valley	31	103	134	12	54	66	200	200
527	Morton	15	25	40	28	29	18	97	58
535	Oakton	49	48	97	49	81	66	227	163
505	Parkland	33	74	107	1	40	15	148	122
515	Prairie State	17	61	78	0	10	5	88	83
521	Rend Lake	16	29	45	17	24	18	86	63
537	Richland	8	50	58	4	23	14	85	72
511	Rock Valley	43	91	134	5	15	10	154	144
518	Sandburg	16	36	52	0	1	1	53	53
506	Sauk Valley	15	27	42	4	12	9	58	51
531	Shawnee	11	27	38	5	12	5	55	43
510	South Suburban	23	81	104	2	4	5	110	109
533	Southeastern	10	24	34	0	0	0	34	34
534	Spoon River	9	23	32	7	15	18	54	50
504	Triton	93	152	245	151	258	204	654	449
516	Waubonsee	9	59	68	168	260	162	496	230
539	Wood	<u>5</u>	<u>29</u>	<u>34</u>	<u>7</u>	<u>24</u>	<u>15</u>	<u>65</u>	<u>49</u>
TOTALS		1,164	2,871	4,035	2,901	4,184	3,526	11,120	7,561

*District Totals include central administration staff.

SOURCE OF DATA: Fiscal Year 1997 Salary Submission (C1 & C2)

Illinois Community College Board

Table II-5

FISCAL YEAR 1997 AVERAGE CONTRACTUAL BASE SALARIES FOR FULL-TIME TEACHING
 FACULTY (9 MOS), ADMINISTRATIVE STAFF (12 MOS) AND NONTEACHING PROFESSIONAL STAFF (12 MOS)
 IN ILLINOIS PUBLIC COMMUNITY COLLEGES

Dist. No.	District	Average Salary		
		9-Month Faculty	12-Month Administrative	12-Month Other Professional*
522	Belleville	\$48,544	\$61,031	\$34,086
503	Black Hawk	45,748	62,385	36,055
508	Chicago	54,855	64,941	37,578
507	Danville	37,622	49,697	26,352
502	DuPage	56,540	79,014	39,730
509	Elgin	59,492	62,352	40,249
512	Harper	57,458	74,256	39,877
540	Heartland	38,925	62,046	30,981
519	Highland	44,410	45,251	25,482
514	Illinois Central	43,555	59,672	31,424
529	Illinois Eastern	34,919	49,231	32,030
513	Illinois Valley	42,784	52,085	28,582
525	Joliet	52,084	48,363	28,557
520	Kankakee	44,737	46,097	25,824
501	Kaskaskia	42,448	40,267	--
523	Kishwaukee	38,908	64,148	28,742
532	Lake County	66,636	63,243	38,342
517	Lake Land	40,761	55,998	27,174
536	Lewis & Clark	46,272	57,215	28,872
526	Lincoln Land	49,959	54,333	29,657
530	Logan	43,090	56,188	29,520
528	McHenry	47,356	55,859	30,073
541	Metropolitan	39,382	53,500	30,651
524	Moraine Valley	49,501	65,853	32,085
527	Morton	51,146	66,251	29,812
535	Oakton	62,529	81,953	37,857
505	Parkland	48,208	62,348	32,578
515	Prairie State	47,496	46,248	31,555
521	Rend Lake	41,232	52,771	26,757
537	Richland	39,369	60,978	29,916
511	Rock Valley	46,343	52,101	39,808
518	Sandburg	40,383	48,476	25,144
506	Sauk Valley	38,307	53,949	28,809
531	Shawnee	37,180	43,555	27,807
510	South Suburban	50,508	65,946	28,684
533	Southeastern	38,838	43,638	28,651
534	Spoon River	36,820	48,273	30,130
504	Triton	58,309	63,161	43,199
516	Waubonsee	45,952	61,613	33,817
539	Wood	<u>28,952</u>	<u>42,024</u>	<u>29,106</u>
AVERAGES		\$50,095	\$57,951	\$34,047

*Nonteaching professional staff includes professional/technical, academic support, and supervisory staff who are not administrators.

-- = Not Applicable

SOURCE OF DATA: Fiscal Year 1997 Salary Submission (C1)

Illinois Community College Board
Table II-6
AVERAGE ON-CAMPUS CLASS BY TYPE*
FALL 1996

<u>Dist. No.</u>	<u>District/College</u>	<u>Lecture/ Discussion</u>	<u>Laboratory</u>	<u>Average Class Size**</u>
522	Belleville	DNA	DNA	DNA
503	Black Hawk	19.1	14.7	17.8
508	Chicago			
	Daley	DNA	DNA	DNA
	Kennedy-King	DNA	DNA	DNA
	Malcolm X	DNA	DNA	DNA
	Olive-Harvey	DNA	DNA	DNA
	Truman	DNA	DNA	DNA
	Washington	DNA	DNA	DNA
	Wright	DNA	DNA	DNA
507	Danville	18.0	7.0	18.0
502	DuPage	19.3	18.3	19.2
509	Elgin	18.8	12.4	16.7
512	Harper	21.0	16.3	20.8
540	Heartland	DNA	DNA	DNA
519	Highland	15.2	14.4	15.1
514	Illinois Central	21.4	13.5	18.1
529	Illinois Eastern			
	Frontier	10.6	7.3	9.9
	Lincoln Trail	14.7	10.6	13.1
	Olney Central	17.7	10.9	15.2
	Wabash Valley	16.0	13.3	15.2
513	Illinois Valley	21.2	DNA	21.2
525	Joliet	18.1	DNA	18.1
520	Kankakee	21.1	16.3	18.8
501	Kaskaskia	18.5	11.3	17.3
523	Kishwaukee	17.5	11.7	14.9
532	Lake County	18.5	15.5	18.0
517	Lake Land	21.9	16.6	20.3
536	Lewis & Clark	20.1	14.2	17.7
526	Lincoln Land	DNA	DNA	DNA
530	Logan	DNA	DNA	DNA
528	McHenry	22.3	15.8	20.2
541	Metropolitan	21.4	DNA	21.4
524	Moraine Valley	22.1	17.2	20.0
527	Morton	19.1	12.5	17.1
535	Oakton	17.3	13.7	16.4
505	Parkland	16.9	16.1	16.9
515	Prairie State	18.9	15.5	17.4
521	Rend Lake	DNA	DNA	DNA
537	Richland	13.8	12.0	13.7
511	Rock Valley	DNA	DNA	DNA
518	Sandburg	DNA	DNA	DNA
506	Sauk Valley	18.7	11.3	16.1
531	Shawnee	13.4	11.2	13.0
510	South Suburban	18.2	18.2	18.2
533	Southeastern	14.0	12.5	13.5
534	Spoon River	17.6	12.6	15.2
504	Triton	19.8	12.9	18.3
516	Waubensee	17.7	12.0	15.5
539	Wood	<u>DNA</u>	<u>DNA</u>	<u>DNA</u>
	TOTALS	18.9	14.3	17.8

*Adult Basic Education, Adult Secondary Education, and English as a Second Language classes are excluded.

**Averages computed on enrollment in all instructional types, excluding Adult Basic Education, Adult Secondary Education, English as a Second Language, independent study and classes with only one student.

DNA = Data Not Available

SOURCE OF DATA: S3 and S6 Record Submissions

Illinois Community College Board
Table II-7
PERCENTAGE OF ON-CAMPUS CLASSES* BY CLASS SIZE CATEGORIES
FALL 1996

Dist. No.	District/College	Class Size Categories							Total Classes
		2-5	6-10	11-20	21-35	36-50	51-100	Over 100	
522	Belleville	DNA	DNA	DNA	DNA	DNA	DNA	DNA	DNA
503	Black Hawk	4	20	33	42	0	0	0	608
508	Chicago								
	Daley	DNA	DNA	DNA	DNA	DNA	DNA	DNA	DNA
	Kennedy-King	DNA	DNA	DNA	DNA	DNA	DNA	DNA	DNA
	Malcolm X	DNA	DNA	DNA	DNA	DNA	DNA	DNA	DNA
	Olive-Harvey	DNA	DNA	DNA	DNA	DNA	DNA	DNA	DNA
	Truman	DNA	DNA	DNA	DNA	DNA	DNA	DNA	DNA
	Washington	DNA	DNA	DNA	DNA	DNA	DNA	DNA	DNA
	Wright	DNA	DNA	DNA	DNA	DNA	DNA	DNA	DNA
507	Danville	8	13	46	30	1	1	0	278
502	DuPage	10	10	36	41	2	1	0	2,769
509	Elgin	12	13	46	27	0	1	0	1,206
512	Harper	3	10	45	37	3	1	1	1,756
540	Heartland	DNA	DNA	DNA	DNA	DNA	DNA	DNA	DNA
519	Highland	15	23	36	22	4	0	0	527
514	Illinois Central	9	15	40	30	7	0	0	1,328
529	Illinois Eastern								
	Frontier	26	40	29	4	0	1	0	109
	Lincoln Trail	24	21	41	11	3	1	0	269
	Olney Central	20	22	33	23	2	0	0	261
	Wabash Valley	9	21	44	25	1	0	0	263
513	Illinois Valley	13	15	30	31	7	4	1	491
525	Joliet	5	18	42	34	1	0	0	1,138
520	Kankakee	4	22	36	30	8	0	0	600
501	Kaskaskia	14	16	38	28	3	0	0	481
523	Kishwaukee	8	27	43	20	2	0	0	645
532	Lake County	1	15	47	36	0	0	0	1,220
517	Lake Land	2	9	40	46	2	1	0	585
536	Lewis & Clark	8	15	41	36	0	0	1	763
526	Lincoln Land	DNA	DNA	DNA	DNA	DNA	DNA	DNA	DNA
530	Logan	DNA	DNA	DNA	DNA	DNA	DNA	DNA	DNA
528	McHenry	9	11	30	43	6	0	0	479
541	Metropolitan	4	16	36	32	8	4	0	25
524	Moraine Valley	5	11	36	47	1	0	0	1,637
527	Morton	11	25	27	36	1	0	0	513
535	Oakton	7	17	54	22	0	1	0	1,720
505	Parkland	6	19	46	28	0	0	0	1,402
515	Prairie State	8	20	34	36	2	0	0	777
521	Rend Lake	DNA	DNA	DNA	DNA	DNA	DNA	DNA	DNA
537	Richland	17	23	39	20	0	0	0	525
511	Rock Valley	DNA	DNA	DNA	DNA	DNA	DNA	DNA	DNA
518	Sandburg	DNA	DNA	DNA	DNA	DNA	DNA	DNA	DNA
506	Sauk Valley	12	25	36	21	5	1	0	466
531	Shawnee	26	29	24	18	2	0	0	321
510	South Suburban	12	12	31	40	4	0	0	1,089
533	Southeastern	21	20	42	15	2	0	0	267
534	Spoon River	5	22	47	25	0	0	0	222
504	Triton	8	17	39	30	4	1	0	2,266
516	Waubensee	15	19	39	26	1	0	0	791
539	Wood	<u>DNA</u>	<u>DNA</u>	<u>DNA</u>	<u>DNA</u>	<u>DNA</u>	<u>DNA</u>	<u>DNA</u>	<u>DNA</u>
	AVERAGES/TOTAL	9	16	40	32	2	1	0	27,797

* All instructional type classes are reported, excluding ABE, ASE, ESL, independent study, and classes with only one student.

DNA = Data Not Available

SOURCE OF DATA: S3 and S6 Record Submissions

Section III

ANNUAL ENROLLMENT AND COMPLETION DATA

Section III includes data on annual enrollment and completions in fiscal year 1996 among Illinois public community colleges.

Table III-1 shows the annual unduplicated headcount enrollment by sex in Illinois public community colleges for fiscal year 1996.

Table III-2 shows the annual unduplicated headcount enrollment by program classification in Illinois public community colleges for fiscal year 1996.

Table III-3 contains more detailed data on fiscal year 1996 annual unduplicated enrollment through the use of the national program classification structure/classification of instructional program (PCS/CIP) coding system.

Table III-4 shows the fiscal year 1996 annual unduplicated enrollment by age category.

Table III-5 summarizes the fiscal year 1996 annual unduplicated enrollment by ethnic origin.

Table III-6 summarizes the highest degree previously earned for fiscal year 1996 Illinois public community college students.

Figure 3 shows the fiscal year 1996 annual duplicated completers in the following categories; transfer degrees (35.59 percent), occupational certificates (29.08 percent), occupational degrees (27.30 percent), and general associate degrees (2.28 percent). Adult basic, adult secondary, and English as a Second Language certificates, as well as vocational skills certificates and general studies certificates comprise the "other" category (5.74 percent).

Table III-7 lists the number of associate degrees awarded in transfer and general studies curricula and the number of general studies certificates awarded by each community college in fiscal year 1996.

Table III-8 shows the number of associate degrees and certificates awarded in occupational curricula and the number of vocational skills certificates awarded by each community college in fiscal year 1996.

Table III-9 contains the number of adult basic and adult secondary education certificates awarded in fiscal year 1996.

Table III-10 contains more detailed data on fiscal year 1996 annual completers through the use of the national program classification structure/classification of instructional program (PCS/CIP) coding system.

Illinois Community College Board

Table III-1

SUMMARY OF ANNUAL UNDUPLICATED HEADCOUNT ENROLLMENT BY SEX
FOR FISCAL YEAR 1996

<u>Dist No.</u>	<u>District/College</u>	<u>Male</u>	<u>Female</u>	<u>Total</u>
522	Belleville	10,030	12,922	22,952
503	Black Hawk	6,032	8,526	14,558
508	Chicago	(67,894)	(83,135)	(151,029)
	Daley	7,542	10,606	18,148
	Kennedy-King	5,472	11,283	16,755
	Malcolm X	14,656	11,770	26,426
	Olive-Harvey	5,186	8,106	13,292
	Truman	16,674	17,930	34,604
	Washington	9,124	10,436	19,560
	Wilbur Wright	9,240	13,004	22,244
507	Danville	1,684	2,836	4,520
502	DuPage	23,367	30,807	54,174
509	Elgin	7,345	9,027	16,372
512	Harper	11,654	15,172	26,826
540	Heartland	2,116	3,231	5,347
519	Highland	2,556	4,790	7,346
514	Illinois Central	8,666	11,283	19,949
529	Illinois Eastern	(16,113)	(8,620)	(24,733)
	Frontier	2,802	4,218	7,020
	Lincoln Trail	936	994	1,930
	Olney Central	787	1,362	2,149
	Wabash	11,588	2,046	13,634
513	Illinois Valley	2,738	3,747	6,485
525	Joliet	7,118	9,268	16,386
520	Kankakee	4,236	6,103	10,339
501	Kaskaskia	2,661	3,155	5,816
523	Kishwaukee	2,666	3,222	5,888
532	Lake County	10,276	13,242	23,518
517	Lake Land	4,931	4,605	9,536
536	Lewis & Clark	3,362	5,702	9,064
526	Lincoln Land	8,017	10,670	18,687
530	Logan	4,614	5,679	10,293
528	McHenry	4,079	5,624	9,703
524	Moraine Valley	9,232	12,864	22,096
527	Morton	2,535	3,440	5,975
535	Oakton	11,012	15,135	26,147
505	Parkland	6,025	8,040	14,065
515	Prairie State	4,380	5,824	10,204
521	Rend Lake	6,075	3,229	9,304
537	Richland	2,368	3,713	6,081
511	Rock Valley	6,155	8,104	14,259
518	Sandburg	2,502	3,275	5,777
506	Sauk Valley	1,934	2,705	4,639
531	Shawnee	1,613	2,539	4,152
510	South Suburban	5,766	9,733	15,499
533	Southeastern	3,540	2,406	5,946
534	Spoon River	1,710	2,358	4,068
601	State Community	563	1,005	1,568
504	Triton	15,487	21,453	36,940
516	Waubonsee	4,956	6,451	11,407
539	Wood	<u>1,473</u>	<u>2,433</u>	<u>3,906</u>
	TOTALS	299,481	376,073	675,554

Illinois Community College Board
Table III-2
SUMMARY OF ANNUAL UNDUPLICATED HEADCOUNT ENROLLMENT
BY PROGRAM CLASSIFICATION
FOR FISCAL YEAR 1996

Dist. No.	District/College	Bacc/ Transfer	Vocational	Occupational	ABE	ASE	ESL	General Studies	General Associates	Total
522	Belleville	10,834	135	9,778	2,189	16	0	0	0	22,952
503	Black Hawk	5,436	1,742	4,063	1,860	1,090	0	323	44	14,558
508	Chicago	(71,225)	(12,879)	(14,745)	(34,180)	(1,176)	(0)	(3,241)	(13,583)	(151,029)
	Daley	12,381	995	1,858	2,577	36	0	146	155	18,148
	Kennedy-King	4,445	1,155	3,943	5,636	533	0	931	112	16,755
	Malcolm X	9,524	632	1,228	14,213	221	0	446	162	26,426
	Olive-Harvey	5,086	1,730	1,055	3,992	80	0	245	1,104	13,292
	Truman	21,975	1,515	1,620	4,443	164	0	768	4,119	34,604
	Washington	8,559	4,295	4,326	323	98	0	369	1,590	19,560
	Wilbur Wright	9,255	2,557	715	2,996	44	0	336	6,341	22,244
507	Danville	2,036	111	1,823	344	206	0	0	0	4,520
502	DuPage	16,738	7,876	11,355	4,619	1,117	0	12,117	352	54,174
509	Elgin	6,190	2,150	5,016	2,657	155	0	2	202	16,372
512	Harper	15,213	93	7,552	3,435	6	0	527	0	26,826
540	Heartland	4,047	405	788	30	77	0	0	0	5,347
519	Highland	1,961	2,622	1,138	448	235	92	808	42	7,346
514	Illinois Central	8,071	37	8,553	606	9	0	508	2,165	19,949
529	Illinois Eastern	(5,107)	(4,464)	(14,263)	(315)	(166)	(0)	(51)	(367)	(24,733)
	Frontier	1,673	4,049	1,016	146	63	0	7	66	7,020
	Lincoln Trail	1,129	41	554	76	23	0	2	105	1,930
	Olney Central	1,083	37	864	62	31	0	2	70	2,149
	Wabash	1,222	337	11,829	31	49	0	40	126	13,634
513	Illinois Valley	2,143	0	2,984	366	284	0	188	520	6,485
525	Joliet	8,866	783	4,882	1,077	399	0	249	130	16,386
520	Kankakee	1,962	1,903	3,328	1,096	560	91	1,039	360	10,339
501	Kaskaskia	1,614	75	1,977	128	459	0	772	791	5,816
523	Kishwaukee	3,132	6	1,449	716	311	0	274	0	5,888
532	Lake County	10,231	452	11,257	969	190	3	416	0	23,518
517	Lake Land	3,607	2,598	2,661	430	174	0	0	66	9,536
536	Lewis & Clark	3,583	577	3,611	286	388	13	198	408	9,064
526	Lincoln Land	14,988	391	2,878	0	0	0	430	0	18,687
530	Logan	4,678	562	4,357	226	470	0	0	0	10,293
528	McHenry	4,713	86	3,228	283	321	999	0	73	9,703
524	Moraine Valley	10,281	1,301	8,072	337	1,093	1,011	1	0	22,096
527	Morton	2,465	238	1,063	514	127	1,425	107	36	5,975
535	Oakton	13,049	4,048	5,436	3,225	369	1	19	0	26,147
505	Parkland	7,181	235	5,402	249	322	17	0	659	14,065
515	Prairie State	4,251	123	3,790	779	664	0	543	54	10,204
521	Rend Lake	2,352	4,291	2,262	34	365	0	0	0	9,304
537	Richland	3,370	0	2,034	533	87	0	52	5	6,081
511	Rock Valley	5,752	3,938	4,329	130	0	0	108	2	14,259
518	Sandburg	1,955	1,704	1,682	54	357	5	5	15	5,777
506	Sauk Valley	2,253	745	1,320	50	254	0	0	17	4,639
531	Shawnee	1,286	810	1,233	46	374	0	212	191	4,152
510	South Suburban	4,681	3,017	5,838	662	637	658	6	0	15,499
533	Southeastern	1,479	1,129	1,717	206	426	0	926	63	5,946
534	Spoon River	1,903	470	775	348	182	0	0	390	4,068
601	State Community	687	20	481	173	86	0	121	0	1,568
504	Triton	7,570	14,535	8,931	2,226	1,576	0	0	2,102	36,940
516	Waubensee	4,099	212	3,875	1,738	512	0	608	363	11,407
539	Wood	<u>2,321</u>	<u>75</u>	<u>1,045</u>	<u>173</u>	<u>268</u>	<u>17</u>	<u>3</u>	<u>4</u>	<u>3,906</u>
TOTALS		283,310	76,838	180,971	67,737	15,508	4,332	23,854	23,004	675,554

SOURCE OF DATA: A1 Submission

Illinois Community College Board
 Table III-3
 ANNUAL UNDUPLICATED ENROLLMENT BY ACADEMIC PROGRAM BY COLLEGE
 FOR FISCAL YEAR 1996

Dist. No.	District/College	Associate in General Studies	Pre-Baccalaureate/Transfer Course Enrollees	Associate in Arts	Associate in Science	Associate in Arts & Science	Associate in Engineering Science	Agricultural Business & Mgmt., General 12 010101	Agricultural Mechanics, General 12 010201	Agricultural Production, General 12 010301	Animal Production 12 010302
522	Belleville	0	5192	2682	2960	0	0	7	0	0	0
503	Black Hawk	44	35	4661	740	0	0	25	0	42	21
508	Chicago	(13583)	(4883)	(60604)	(5738)	(0)	(0)	(0)	(0)	(0)	(0)
	Daley	155	1089	9319	1973	0	0	0	0	0	0
	Kennedy-King	112	62	3651	732	0	0	0	0	0	0
	Malcolm X	162	301	7662	1561	0	0	0	0	0	0
	Olive-Harvey	1104	788	3984	314	0	0	0	0	0	0
	Truman	4119	551	21069	355	0	0	0	0	0	0
	Washington	1590	1401	6469	689	0	0	0	0	0	0
	Wilbur Wright	6341	691	8450	114	0	0	0	0	0	0
507	Danville	0	253	574	1209	0	0	14	2	0	0
502	DuPage	352	1730	11651	3350	0	7	0	0	0	0
509	Elgin	202	282	2949	2959	0	0	0	0	0	0
512	Harper	0	8029	6005	1179	0	0	0	0	0	0
540	Heartland	0	0	3417	630	0	0	0	0	0	0
519	Highland	42	314	500	1147	0	0	4	0	9	0
514	Illinois Central	2165	2939	0	0	5041	91	41	42	0	0
529	Illinois Eastern	(367)	(3429)	(93)	(1585)	(0)	(0)	(43)	(0)	(18)	(0)
	Frontier	66	1427	5	241	0	0	0	0	0	0
	Lincoln Trail	105	581	43	505	0	0	0	0	0	0
	Olney Central	70	544	24	515	0	0	0	0	0	0
	Wabash	126	877	21	324	0	0	43	0	18	0
513	Illinois Valley	520	550	1126	450	0	17	0	2	1	0
525	Joliet	130	55	7768	1043	0	0	19	0	76	0
520	Kankakee	360	684	1073	205	0	0	3	0	0	0
501	Kaskaskia	791	307	1114	193	0	0	36	0	0	0
523	Kishwaukee	0	886	1047	1199	0	0	1	15	10	14
532	Lake County	0	3289	3928	2865	0	149	0	0	0	0
517	Lake Land	66	1440	829	1284	0	54	36	60	48	2
536	Lewis & Clark	408	1302	126	2155	0	0	27	0	0	0
526	Lincoln Land	0	8385	4932	1671	0	0	0	0	31	0
530	Logan	0	0	3608	1070	0	0	0	0	0	0
528	McHenry	73	2408	349	1956	0	0	0	0	0	0
524	Moraine Valley	0	4639	4271	1371	0	0	0	0	0	0
527	Morton	36	2235	183	47	0	0	0	0	0	0
535	Oakton	0	0	12570	0	0	479	0	0	0	0
505	Parkland	659	3287	2165	1729	0	0	35	0	0	28
515	Prairie State	54	0	3764	487	0	0	0	0	0	0
521	Rend Lake	0	1041	939	372	0	0	24	37	27	0
537	Richland	5	1507	747	1116	0	0	1	0	0	0
511	Rock Valley	2	460	4083	1209	0	0	0	0	0	0
518	Sandburg	15	177	907	871	0	0	0	0	21	0
506	Sauk Valley	17	549	345	1359	0	0	0	0	0	0
531	Shawnee	191	268	547	471	0	0	4	0	3	0
510	South Suburban	0	1576	1666	1439	0	0	0	0	0	0
533	Southeastern	63	608	501	370	0	0	0	30	0	0
534	Spoon River	390	716	863	324	0	0	0	24	26	0
601	State Community	0	71	324	292	0	0	0	0	0	0
504	Triton	2102	2353	2786	2431	0	0	0	0	0	0
516	Waubonsee	363	2011	649	1439	0	0	0	0	0	0
539	Wood	4	923	401	997	0	0	35	0	2	22
	TOTALS	23004	68813	156747	51912	5041	797	355	212	314	87

SOURCE OF DATA: A1 Submission

BEST COPY AVAILABLE



Illinois Community College Board
 Table III-3
 ANNUAL UNDUPLICATED ENROLLMENT BY ACADEMIC PROGRAM BY COLLEGE
 FOR FISCAL YEAR 1996

Dist. No.	District/College	Crop Production Operations, & Mgmt. 12 010304	Agricultural Food Prod. Process Oper/Mgmt. 12 010401	Agricultural Services & Supplies General 12 010501	Horsehandling & Care 12 010507	Horticulture, General 12 010601	Arboriculture 12 010602	Ornamental Horticulture 12 010603	Greenhouse Operation & Management 12 010604	Landscapeing 12 010605	Nursery Operation & Management 12 010606
522	Belleville	0	0	0	0	110	0	0	0	0	0
503	Black Hawk	0	0	0	63	43	0	0	0	0	0
508	Chicago	(0)	(0)	(0)	(0)	(0)	(0)	(0)	(0)	(0)	(0)
	Daley	0	0	0	0	0	0	0	0	0	0
	Kennedy-King	0	0	0	0	0	0	0	0	0	0
	Malcolm X	0	0	0	0	0	0	0	0	0	0
	Olive-Harvey	0	0	0	0	0	0	0	0	0	0
	Truman	0	0	0	0	0	0	0	0	0	0
	Washington	0	0	0	0	0	0	0	0	0	0
	Wilbur Wright	0	0	0	0	0	0	0	0	0	0
507	Danville	0	0	0	0	0	0	26	0	55	0
502	DuPage	0	0	0	0	226	0	24	18	12	10
509	Elgin	0	0	0	0	0	0	0	0	0	0
512	Harper	0	0	0	0	50	1	4	0	1	0
540	Heartland	0	0	0	0	0	0	0	0	0	0
519	Highland	0	0	0	0	0	0	0	0	0	0
514	Illinois Central	0	0	0	0	117	0	0	0	6	0
529	Illinois Eastern	(0)	(0)	(0)	(0)	(30)	(0)	(0)	(0)	(0)	(0)
	Frontier	0	0	0	0	0	0	0	0	0	0
	Lincoln Trail	0	0	0	0	30	0	0	0	0	0
	Olney Central	0	0	0	0	0	0	0	0	0	0
	Wabash	0	0	0	0	0	0	0	0	0	0
513	Illinois Valley	0	0	2	0	0	0	0	0	0	0
525	Joliet	0	0	0	0	176	0	15	4	5	3
520	Kankakee	0	0	0	0	0	0	0	0	0	0
501	Kaskaskia	0	0	0	0	41	0	0	0	0	0
523	Kishwaukee	0	0	0	0	23	0	18	14	38	0
532	Lake County	0	0	0	0	0	13	43	0	110	0
517	Lake Land	1	0	0	0	0	0	0	0	0	0
536	Lewis & Clark	0	0	0	0	0	0	0	0	0	0
526	Lincoln Land	0	0	0	0	0	0	0	0	0	0
530	Logan	0	0	0	0	0	0	0	0	0	0
528	McHenry	0	0	0	0	67	0	22	0	28	0
524	Moraine Valley	0	0	0	0	0	0	0	0	0	0
527	Morton	0	0	0	0	0	0	0	0	0	0
535	Oakton	0	0	0	0	0	0	0	0	0	0
505	Parkland	0	0	0	0	0	0	0	0	0	0
515	Prairie State	0	0	0	0	0	0	0	0	0	0
521	Rend Lake	0	0	0	0	40	0	0	0	0	0
537	Richland	0	3	2	0	38	0	0	0	0	0
511	Rock Valley	0	0	0	0	0	0	0	0	0	0
518	Sandburg	0	0	0	0	0	0	0	0	0	0
506	Sauk Valley	0	0	0	0	0	0	0	0	0	0
531	Shawnee	0	0	0	0	1	0	0	0	0	0
510	South Suburban	0	0	0	0	0	0	0	0	0	0
533	Southeastern	0	0	0	0	9	0	0	7	0	0
534	Spoon River	0	0	0	0	0	0	0	0	0	0
601	State Community	0	0	0	0	25	0	0	0	0	0
504	Triton	0	0	0	0	0	0	0	32	45	0
516	Waubonsec	0	0	0	0	0	0	0	0	0	0
539	Wood	0	0	0	0	0	0	0	0	0	0
	TOTALS	1	3	4	63	996	16	152	75	303	13

SOURCE OF DATA: A1 Submission

BEST COPY AVAILABLE

Illinois Community College Board
Table III-3
ANNUAL UNDUPLICATED ENROLLMENT BY ACADEMIC PROGRAM BY COLLEGE
FOR FISCAL YEAR 1996

Dist. No.	District/College	Art Management 12 010607	Parks & Grounds Management 12 010610	Agriculture & Agricultural Production, Other 12 019999	Forestry Production & Processing, General 12 030401	Wildlife Management 12 030601	Interior Architecture 12 040501	Fashion Merchandising 12 080102	Entrepreneurship 12 080301	Financial Services Marketing, General 12 080401	Food Products Retailing & Wholesaling Oper. 12 080601
522	Belleville	0	0	8	0	0	0	0	0	0	0
503	Black Hawk	0	0	13	0	0	0	16	0	0	0
508	Chicago	(0)	(0)	(0)	(0)	(0)	(0)	(0)	(0)	(0)	(0)
	Daley	0	0	0	0	0	0	0	0	0	0
	Kennedy-King	0	0	0	0	0	0	0	0	0	0
	Malcolm X	0	0	0	0	0	0	0	0	0	0
	Olive-Harvey	0	0	0	0	0	0	0	0	0	0
	Truman	0	0	0	0	0	0	0	0	0	0
	Washington	0	0	0	0	0	0	0	0	0	0
	Wilbur Wright	0	0	0	0	0	0	0	0	0	0
507	Danville	0	0	3	0	0	0	0	0	0	0
502	DuPage	13	0	0	0	0	0	52	0	0	6
509	Elgin	0	0	0	0	0	0	0	0	0	0
512	Harper	0	24	47	0	0	0	41	0	0	0
540	Heartland	0	0	0	0	0	0	0	0	0	0
519	Highland	0	0	2	0	0	0	0	0	0	0
514	Illinois Central	5	0	44	0	0	0	0	0	1	0
529	Illinois Eastern	(0)	(0)	(53)	(0)	(0)	(0)	(0)	(0)	(0)	(0)
	Frontier	0	0	48	0	0	0	0	0	0	0
	Lincoln Trail	0	0	0	0	0	0	0	0	0	0
	Olney Central	0	0	0	0	0	0	0	0	0	0
	Wabash	0	0	5	0	0	0	0	0	0	0
513	Illinois Valley	0	0	4	0	0	0	0	0	0	0
525	Joliet	0	0	0	0	0	0	26	0	0	1
520	Kankakee	0	0	0	0	0	0	0	0	0	0
501	Kaskaskia	0	0	0	0	0	0	0	0	0	0
523	Kishwaukee	30	0	29	0	0	0	0	0	0	0
532	Lake County	13	0	44	0	0	0	0	0	0	0
517	Lake Land	0	0	0	0	0	0	0	5	0	0
536	Lewis & Clark	9	0	1	0	0	0	0	0	0	0
526	Lincoln Land	0	0	0	0	0	0	0	0	0	0
530	Logan	0	0	0	0	0	0	14	0	0	0
528	McHenry	0	0	81	0	0	0	0	0	0	0
524	Moraine Valley	0	0	0	0	0	0	10	0	0	0
527	Morton	0	0	0	0	0	0	0	0	0	0
535	Oakton	0	0	0	0	0	3	0	0	2	0
505	Parkland	0	0	18	0	0	0	0	0	0	0
515	Prairie State	0	0	0	0	0	0	0	0	0	0
521	Rend Lake	0	0	14	0	0	0	0	0	0	0
537	Richland	0	0	0	0	0	0	0	0	0	0
511	Rock Valley	0	0	0	0	0	0	0	0	0	0
518	Sandburg	0	0	0	0	0	0	1	0	0	0
506	Sauk Valley	0	0	0	0	0	0	0	0	0	0
531	Shawnee	0	0	0	0	15	0	0	0	0	0
510	South Suburban	0	0	1	0	0	0	26	0	0	0
533	Southeastern	1	0	0	58	34	0	0	0	0	0
534	Spoon River	0	0	1	0	0	0	0	0	0	0
601	State Community	0	0	0	0	0	0	0	0	0	0
504	Triton	0	0	19	0	0	0	25	0	14	0
516	Waubonsee	0	0	0	0	0	0	5	0	0	0
539	Wood	0	0	12	0	0	0	0	0	0	0
	TOTALS	72	24	394	58	49	3	216	5	17	7

SOURCE OF DATA: A1 Submission

Illinois Community College Board
Table III-3
ANNUAL UNDUPLICATED ENROLLMENT BY ACADEMIC PROGRAM BY COLLEGE
FOR FISCAL YEAR 1996

Dist. No.	District/College	Industrial Marketing 12 080702	Retailing 12 080705	General Marketing/Sales 12 080706	General Marketing Operations 12 080708	Distribution Operations, General 12 080709	Marketing-Recreational Services 12 080903	Business Marketing 12 081001	Travel Services Marketing 12 081105	Marketing & Distribution, Other 12 089999	Advertising 12 090201
522	Belleville	0	14	68	0	0	0	0	0	13	0
503	Black Hawk	0	30	0	0	0	0	0	0	0	0
508	Chicago	(0)	(0)	(91)	(0)	(0)	(0)	(0)	(31)	(0)	(30)
	Daley	0	0	15	0	0	0	0	0	0	30
	Kennedy-King	0	0	10	0	0	0	0	0	0	0
	Malcolm X	0	0	0	0	0	0	0	0	0	0
	Olive-Harvey	0	0	3	0	0	0	0	0	0	0
	Truman	0	0	10	0	0	0	0	0	0	0
	Washington	0	0	44	0	0	0	0	31	0	0
	Wilbur Wright	0	0	9	0	0	0	0	0	0	0
507	Danville	0	0	86	0	0	0	0	0	39	0
502	DuPage	0	0	172	0	78	0	0	561	0	0
509	Elgin	0	9	5	0	0	0	0	177	0	0
512	Harper	2	1	99	0	135	0	14	0	19	0
540	Heartland	0	0	0	0	0	0	0	0	0	0
519	Highland	0	0	5	0	0	0	0	0	1	0
514	Illinois Central	0	0	102	0	4	0	0	0	257	0
529	Illinois Eastern	(0)	(54)	(0)	(0)	(0)	(0)	(0)	(0)	(1)	(0)
	Frontier	0	0	0	0	0	0	0	0	0	0
	Lincoln Trail	0	0	0	0	0	0	0	0	0	0
	Olney Central	0	0	0	0	0	0	0	0	0	0
	Wabash	0	54	0	0	0	0	0	0	1	0
513	Illinois Valley	0	0	28	0	0	0	0	0	4	0
525	Joliet	0	6	68	0	0	0	0	0	0	0
520	Kankakee	0	0	5	0	0	0	0	0	1	0
501	Kaskaskia	0	1	0	0	0	0	0	0	0	0
523	Kishwaukee	0	1	0	0	0	0	0	0	5	0
532	Lake County	0	14	52	0	0	0	0	0	16	0
517	Lake Land	0	117	7	0	0	0	0	0	0	0
536	Lewis & Clark	0	0	1	0	0	0	0	0	4	0
526	Lincoln Land	0	0	26	0	0	0	0	0	0	0
530	Logan	0	2	69	0	0	0	0	84	0	0
528	McHenry	0	2	37	0	0	0	0	0	125	0
524	Moraine Valley	0	36	0	0	2	15	0	156	0	0
527	Morton	0	0	0	0	0	0	0	0	0	0
535	Oakton	0	10	151	5	65	0	0	0	0	0
505	Parkland	0	11	41	0	0	0	0	33	20	20
515	Prairie State	0	0	0	0	0	0	0	0	0	0
521	Rend Lake	0	0	9	0	0	0	0	0	16	0
537	Richland	0	0	0	0	0	0	0	0	6	0
511	Rock Valley	0	0	68	0	0	0	0	0	0	0
518	Sandburg	0	0	29	0	0	0	0	0	0	0
506	Sauk Valley	0	0	17	0	0	0	0	0	0	0
531	Shawnee	0	0	0	0	0	0	0	0	0	0
510	South Suburban	0	0	85	0	0	0	0	0	0	0
533	Southeastern	0	0	0	0	0	0	0	0	0	0
534	Spoon River	0	0	0	0	0	0	0	0	2	0
601	State Community	0	0	0	0	0	0	0	0	0	0
504	Triton	0	10	59	0	20	0	0	0	13	0
516	Waubonsee	0	48	0	10	0	0	0	70	0	0
539	Wood	0	0	5	0	0	0	0	0	0	0
	TOTALS	2	366	1385	15	304	15	14	1112	542	50

SOURCE OF DATA: A1 Submission

BEST COPY AVAILABLE



Illinois Community College Board
Table III-3
ANNUAL UNDUPLICATED ENROLLMENT BY ACADEMIC PROGRAM BY COLLEGE
FOR FISCAL YEAR 1996

Dist. No.	District/College	Print Journalism 12 090401	Public Relations 12 090501	Radio/Television, General 12 090701	Educational Media Technology 12 100101	Radio & Television Production 12 100104	Vocational Media Course Enrollees 12 109999	Funeral Services 12 120301	Cosmetology 12 120403	Make-up Artist 12 120406	Baker/Pastry Chef 12 120501
522	Belleville	0	0	0	0	0	0	0	108	0	0
503	Black Hawk	0	0	0	0	16	0	0	4	0	5
508	Chicago	(0)	(0)	(150)	(0)	(0)	(0)	(73)	(345)	(16)	(8)
	Daley	0	0	0	0	0	0	0	0	0	0
	Kennedy-King	0	0	150	0	0	0	0	0	0	7
	Malcolm X	0	0	0	0	0	0	73	0	0	0
	Olive-Harvey	0	0	0	0	0	0	0	0	0	0
	Truman	0	0	0	0	0	0	0	345	16	0
	Washington	0	0	0	0	0	0	0	0	0	1
	Wilbur Wright	0	0	0	0	0	0	0	0	0	0
507	Danville	0	0	0	0	0	0	0	0	0	0
502	DuPage	0	0	0	222	0	0	0	0	0	22
509	Elgin	0	0	0	0	0	0	0	0	0	2
512	Harper	45	0	0	0	0	0	0	0	0	2
540	Heartland	0	0	0	0	0	0	0	0	0	0
519	Highland	0	0	0	0	0	0	0	49	0	0
514	Illinois Central	0	0	0	0	0	0	0	0	0	0
529	Illinois Eastern	(0)	(0)	(22)	(0)	(0)	(0)	(0)	(55)	(0)	(0)
	Frontier	0	0	0	0	0	0	0	0	0	0
	Lincoln Trail	0	0	0	0	0	0	0	0	0	0
	Olney Central	0	0	0	0	0	0	0	35	0	0
	Wabash	0	0	22	0	0	0	0	20	0	0
513	Illinois Valley	0	0	0	0	0	0	0	0	0	0
525	Joliet	0	0	0	0	0	0	0	0	0	0
520	Kankakee	0	0	0	0	0	0	0	0	0	0
501	Kaskaskia	0	0	0	0	0	0	0	69	0	0
523	Kishwaukee	0	0	0	0	0	0	0	0	0	0
532	Lake County	0	0	0	0	0	0	0	0	0	0
517	Lake Land	0	0	37	0	0	0	0	77	0	0
536	Lewis & Clark	0	0	42	0	0	0	0	0	0	0
526	Lincoln Land	0	0	0	0	0	0	0	0	0	0
530	Logan	0	0	0	0	0	0	0	89	0	0
528	McHenry	0	0	0	0	0	0	0	0	0	0
524	Moraine Valley	0	0	0	0	0	5	0	0	0	6
527	Morton	0	0	0	0	0	0	0	0	0	0
535	Oakton	0	0	0	0	0	0	0	0	0	0
505	Parkland	18	2	41	0	11	8	0	0	0	0
515	Prairie State	0	0	0	0	0	0	0	0	0	0
521	Rend Lake	0	0	0	0	0	0	0	0	0	0
537	Richland	0	0	0	0	0	0	0	0	0	0
511	Rock Valley	0	0	0	0	0	0	0	0	0	0
518	Sandburg	0	0	0	0	0	0	32	54	0	0
506	Sauk Valley	0	0	0	0	0	0	0	0	0	0
531	Shawnee	0	0	0	0	0	0	0	45	0	0
510	South Suburban	0	0	0	0	0	5	0	100	0	0
533	Southeastern	0	0	0	0	0	0	0	36	0	0
534	Spoon River	0	0	0	0	0	0	0	0	0	0
601	State Community	0	0	0	0	0	0	0	0	0	0
504	Triton	0	0	0	0	2	1	0	0	0	0
516	Waubonsee	0	0	0	0	0	0	0	0	0	0
539	Wood	0	0	0	0	4	0	0	14	19	0
	TOTALS	64	2	292	222	83	19	105	1045	16	45

SOURCE OF DATA: A1 Submission

BEST COPY AVAILABLE

Illinois Community College Board
Table III-3
ANNUAL UNDUPLICATED ENROLLMENT BY ACADEMIC PROGRAM BY COLLEGE
FOR FISCAL YEAR 1996

Dist. No.	District/College	Culinary Arts/Chef Training 12 120503	Food & Beverage/Restaurant Operations Manager 12 120504	Teacher Assistant/Aide 12 131501	Civil Technology 12 150201	Computer Technology 12 150301	Electronic Technology 12 150303	Telecommunication Electronics Technology 12 150310	Biomedical Equipment Technology 12 151401	Computer Servicing Technology 12 150402	Electromechanical Technology 12 151403
522	Belleville	45	115	0	0	0	13	0	0	0	0
503	Black Hawk	52	14	0	17	0	0	0	0	44	64
508	Chicago	(336)	(46)	(96)	(0)	(0)	(25)	(7)	(0)	(148)	(0)
	Daley	0	0	0	0	0	0	7	0	69	0
	Kennedy-King	331	46	48	0	0	0	0	0	0	0
	Malcolm X	0	0	11	0	0	0	0	0	0	0
	Olive-Harvey	0	0	0	0	0	0	0	0	78	0
	Truman	0	0	0	0	0	25	0	0	0	0
	Washington	5	0	37	0	0	0	0	0	1	0
	Wilbur Wright	0	0	0	0	0	0	0	0	0	0
507	Danville	0	0	19	0	0	0	0	0	0	0
502	DuPage	96	99	0	0	0	217	0	0	64	0
509	Elgin	228	25	0	0	0	125	0	0	0	0
512	Harper	15	86	0	0	0	125	0	0	8	12
540	Heartland	0	0	0	0	0	41	0	0	0	0
519	Highland	0	9	0	0	0	34	0	0	0	0
514	Illinois Central	65	0	0	0	0	218	0	0	0	0
529	Illinois Eastern	(40)	(0)	(29)	(0)	(0)	(57)	(0)	(0)	(0)	(0)
	Frontier	0	0	17	0	0	0	0	0	0	0
	Lincoln Trail	40	0	12	0	0	0	0	0	0	0
	Olney Central	0	0	0	0	0	0	0	0	0	0
	Wabash	0	0	0	0	0	57	0	0	0	0
513	Illinois Valley	32	0	0	0	0	43	0	0	0	0
525	Joliet	251	49	73	0	0	196	0	0	0	0
520	Kankakee	0	0	0	0	0	104	0	0	0	0
501	Kaskaskia	35	0	23	0	0	87	0	0	0	0
523	Kishwaukee	0	0	0	0	0	20	0	0	0	0
532	Lake County	1	104	0	35	0	162	0	0	0	4
517	Lake Land	0	0	0	97	0	72	40	0	0	20
536	Lewis & Clark	0	35	35	0	0	0	0	0	0	0
526	Lincoln Land	5	0	39	32	0	105	0	0	0	0
530	Logan	0	0	28	0	0	83	0	0	0	0
528	McHenry	0	0	0	0	0	160	0	0	0	0
524	Moraine Valley	0	229	168	0	0	37	12	0	0	0
527	Morton	0	0	0	0	0	1	1	0	0	0
535	Oakton	0	35	0	0	0	217	0	30	5	0
505	Parkland	0	34	0	0	0	48	0	0	42	0
515	Prairie State	0	0	46	0	0	62	0	0	0	0
521	Rend Lake	107	0	0	0	126	44	0	0	0	0
537	Richland	0	0	0	0	0	0	0	7	0	0
511	Rock Valley	0	0	0	0	0	199	0	0	0	0
518	Sandburg	0	0	0	0	0	44	0	0	0	0
506	Sauk Valley	0	0	0	0	0	83	0	0	0	0
531	Shawnee	12	15	39	0	0	25	0	0	0	0
510	South Suburban	0	0	63	0	0	92	0	31	0	0
533	Southeastern	12	22	0	0	0	0	0	0	0	0
534	Spoon River	0	0	0	0	0	39	0	0	0	0
601	State Community	0	0	0	0	0	5	0	0	0	0
504	Triton	100	24	0	0	0	128	0	0	80	0
516	Waubensee	0	0	0	0	0	93	0	0	0	0
539	Wood	0	0	0	0	0	0	0	0	0	0
	TOTALS	1432	941	658	181	126	3004	60	68	391	100

SOURCE OF DATA: A1 Submission

BEST COPY AVAILABLE



Illinois Community College Board
Table III-3
ANNUAL UNDUPLICATED ENROLLMENT BY ACADEMIC PROGRAM BY COLLEGE
FOR FISCAL YEAR 1996

Dist No.	District/College	Instrumentation Technology 12 150404	Robotics Technology 12 150405	Fluid Power Technology 12 150410	Automated Manufacturing Technology 12 150411	Energy Conservation/Use Technology 12 150503	Water/Wastewater Technology 12 150516	Environmental & Pollution Tech/Technician 12 150507	Industrial Technology 12 150603	Plastics Technology 12 150607	Metallurgical Technology/Technician 12 150611
522	Belleville	0	0	0	0	0	0	0	41	0	0
503	Black Hawk	47	17	0	27	0	0	17	138	0	0
508	Chicago	(0)	(0)	(0)	(22)	(0)	(0)	(53)	(0)	(0)	(0)
	Daley	0	0	0	0	0	0	0	0	0	0
	Kennedy-King	0	0	0	0	0	0	0	0	0	0
	Malcolm X	0	0	0	0	0	0	0	0	0	0
	Olive-Harvey	0	0	0	0	0	0	0	0	0	0
	Truman	0	0	0	0	0	0	0	0	0	0
	Washington	0	0	0	0	0	0	0	0	0	0
	Wilbur Wright	0	0	0	22	0	0	53	0	0	0
507	Danville	0	0	0	0	0	0	0	28	0	0
502	DuPage	0	17	0	12	0	0	0	181	25	0
509	Elgin	0	0	0	33	0	0	0	0	99	67
512	Harper	0	0	0	20	0	0	0	0	0	0
540	Heartland	0	0	0	23	0	0	0	0	0	0
519	Highland	0	0	0	0	0	0	0	27	0	0
514	Illinois Central	0	24	0	5	0	10	0	68	0	0
529	Illinois Eastern	(0)	(0)	(0)	(0)	(0)	(0)	(0)	(0)	(0)	(18)
	Frontier	0	0	0	0	0	0	0	0	0	0
	Lincoln Trail	0	0	0	0	0	0	0	0	0	0
	Olney Central	0	0	0	0	0	0	0	0	0	18
	Wabash	0	0	0	0	0	0	0	0	0	0
513	Illinois Valley	0	21	0	11	0	0	0	0	7	0
525	Joliet	0	0	0	0	0	8	0	309	0	0
520	Kankakee	0	0	0	0	0	0	0	0	0	0
501	Kaskaskia	0	0	0	0	0	0	0	0	0	0
523	Kishwaukee	0	0	0	21	0	4	0	0	0	0
532	Lake County	0	0	0	15	0	30	0	0	0	0
517	Lake Land	0	0	0	0	0	20	0	0	0	0
536	Lewis & Clark	0	0	0	0	0	0	7	0	0	0
526	Lincoln Land	0	0	0	0	0	0	0	0	0	0
530	Logan	0	0	0	31	0	0	0	0	0	0
528	McHenry	0	0	0	0	0	0	6	0	0	0
524	Moraine Valley	58	0	0	10	2	0	1	0	0	0
527	Morton	0	0	0	0	0	0	0	0	0	0
535	Oakton	0	0	0	49	0	0	0	0	0	0
505	Parkland	0	0	0	0	0	0	11	0	0	0
515	Prairie State	0	0	0	0	0	0	48	0	0	0
521	Rend Lake	0	0	0	0	0	0	1	0	0	0
537	Richland	0	0	0	17	0	0	20	0	0	0
511	Rock Valley	0	0	7	0	0	0	153	0	0	0
518	Sandburg	0	0	0	0	0	0	9	0	0	0
506	Sauk Valley	0	0	0	0	0	0	81	0	0	0
531	Shawnee	0	0	0	0	0	0	0	0	0	0
510	South Suburban	0	0	0	7	0	0	0	0	0	0
533	Southeastern	0	0	0	0	0	0	0	0	0	0
534	Spoon River	0	0	0	0	0	0	0	0	0	0
601	State Community	0	0	0	0	0	0	0	0	0	0
504	Triton	0	14	0	115	0	0	0	0	28	0
516	Waubonsee	0	20	0	1	0	7	13	0	0	0
539	Wood	0	0	0	0	0	0	0	0	0	0
	TOTALS	105	113	7	419	2	79	83	1129	133	113

SOURCE OF DATA: A1 Submission

BEST COPY AVAILABLE



Illinois Community College Board
Table III-3
ANNUAL UNDUPLICATED ENROLLMENT BY ACADEMIC PROGRAM BY COLLEGE
FOR FISCAL YEAR 1996

Dist No.	District/College	Occupational Safety & Health Technology 12 150701	Quality Control Technology 12 150702	Mechanical Design Technology 12 150803	Computer-Aided Design 12 150810	Coal Mining Technology 12 150901	Surveying 12 151102	Engineering-Related Technologies Course Enrollments 12 159999	Child Care & Development 12 200202	Fashion Design & Coordination 12 200306	Fixed Production Management General 12 200401
522	Belleville	0	0	0	0	0	0	191	220	0	20
503	Black Hawk	0	0	29	23	0	1	0	228	0	0
508	Chicago	(0)	(0)	(0)	(22)	(0)	(0)	(64)	(1476)	(0)	(1358)
	Daley	0	0	0	0	0	0	3	243	0	0
	Kennedy-King	0	0	0	0	0	0	23	289	0	60
	Malcolm X	0	0	0	0	0	0	9	167	0	49
	Olive-Harvey	0	0	0	0	0	0	4	202	0	0
	Truman	0	0	0	0	0	0	5	200	0	0
	Washington	0	0	0	9	0	0	4	375	0	1221
	Wilbur Wright	0	0	0	13	0	0	16	0	0	28
507	Danville	0	0	0	31	0	0	82	73	0	0
502	DuPage	10	0	0	60	0	0	1062	412	110	0
509	Elgin	0	0	0	265	0	0	0	18	0	0
512	Harper	0	5	43	10	0	0	311	219	94	0
540	Heartland	0	0	0	39	0	0	0	97	0	0
519	Highland	0	0	0	34	0	0	0	81	0	0
514	Illinois Central	0	0	73	24	0	0	78	316	0	0
529	Illinois Eastern	(0)	(57)	(7)	(4)	(151)	(0)	(11239)	(59)	(0)	(0)
	Frontier	0	25	0	0	0	0	5	0	0	0
	Lincoln Trail	0	32	7	4	0	0	73	0	0	0
	Olney Central	0	0	0	0	0	0	16	0	0	0
	Wabash	0	0	0	0	151	0	11145	59	0	0
513	Illinois Valley	0	2	53	22	0	0	141	104	0	0
525	Joliet	0	0	83	0	0	0	8	58	0	0
520	Kankakee	0	0	0	84	0	0	130	186	0	0
501	Kaskaskia	0	0	0	1	0	0	190	88	0	0
523	Kishwaukee	0	5	0	59	0	0	117	36	0	0
532	Lake County	0	7	40	118	0	0	568	175	0	0
517	Lake Land	0	0	15	36	0	0	0	76	0	0
536	Lewis & Clark	0	0	0	101	0	0	168	145	0	0
526	Lincoln Land	0	0	0	0	0	7	0	128	0	0
530	Logan	0	0	0	61	0	0	247	134	0	0
528	McHenry	0	0	28	49	0	0	174	131	0	0
524	Moraine Valley	0	114	269	25	0	0	668	411	0	0
527	Morton	0	0	0	11	0	0	680	0	0	0
535	Oakton	0	0	118	85	0	0	0	579	0	0
505	Parkland	0	0	0	31	0	0	230	184	0	0
515	Prairie State	0	0	38	7	0	0	0	197	0	0
521	Rend Lake	0	0	0	18	3	0	52	81	0	0
537	Richland	0	1	0	0	0	0	204	122	0	0
511	Rock Valley	0	90	0	183	0	0	1	176	0	0
518	Sandburg	0	0	28	12	0	0	13	67	0	0
506	Sauk Valley	0	15	51	10	0	0	0	67	0	0
531	Shawnee	0	0	0	0	0	0	0	63	0	0
510	South Suburban	0	0	0	51	0	0	33	161	0	0
533	Southeastern	0	0	0	0	6	30	1	64	0	0
534	Spoon River	0	0	1	0	0	0	119	0	0	0
601	State Community	0	0	0	0	0	0	0	115	0	0
504	Triton	0	0	42	132	0	0	273	337	0	0
516	Waubonsee	0	21	0	84	0	0	190	131	0	0
539	Wood	0	0	0	55	0	0	4	104	0	0
	TOTALS	10	317	918	1747	160	38	17238	7319	204	1378

SOURCE OF DATA: A1 Submission



Illinois Community College Board
Table III-3
ANNUAL UNDUPLICATED ENROLLMENT BY ACADEMIC PROGRAM BY COLLEGE
FOR FISCAL YEAR 1996

Dist No.	District/College	Direct Aide/Assisting 12 200404	Home Furnishings/Expmnt. Installers & Consultants, Other 12 200501	Elder Care Provider/Companion 12 200602	Custodial Services 12 200604	Home/Institutional Services Course Enrollees 12 200999	Legal Assisting 12 220103	Technical & Business Writing 12 221101	Library Assisting 12 250301	Library Course Enrollees 12 259999	Parks, Recreation, & Leisure Facilities Mgmt. 12 310301
522	Belleville	0	0	0	0	305	39	0	0	0	0
503	Black Hawk	0	17	0	0	0	98	4	19	0	0
508	Chicago	(55)	(0)	(0)	(0)	(0)	(0)	(0)	(6)	(0)	(4)
	Daley	0	0	0	0	0	0	0	0	0	0
	Kennedy-King	0	0	0	0	0	0	0	0	0	4
	Malcolm X	55	0	0	0	0	0	0	0	0	0
	Olive-Harvey	0	0	0	0	0	0	0	0	0	0
	Truman	0	0	0	0	0	0	0	0	0	0
	Washington	0	0	0	0	0	0	0	0	0	0
	Wilbur Wright	0	0	0	0	0	0	0	6	0	0
507	Danville	0	0	0	0	0	0	0	0	0	0
502	DuPage	0	256	0	0	0	0	0	148	0	34
509	Elgin	0	0	5	0	0	276	0	0	0	0
512	Harper	60	177	0	0	244	289	0	0	0	0
540	Heartland	0	0	0	0	0	0	0	0	0	0
519	Highland	0	0	0	0	0	0	0	0	0	0
514	Illinois Central	14	45	0	0	31	181	0	24	16	0
529	Illinois Eastern	(0)	(0)	(0)	(0)	(115)	(0)	(0)	(0)	(0)	(0)
	Frontier	0	0	0	0	0	0	0	0	0	0
	Lincoln Trail	0	0	0	0	96	0	0	0	0	0
	Olney Central	0	0	0	0	0	0	0	0	0	0
	Wabash	0	0	0	0	19	0	0	0	0	0
513	Illinois Valley	0	0	0	36	194	0	0	0	0	0
525	Joliet	0	63	0	0	0	0	0	4	0	0
520	Kankakee	0	0	0	0	0	0	0	0	0	0
501	Kaskaskia	0	0	0	0	2	0	0	0	0	0
523	Kishwaukee	0	0	0	0	6	0	0	0	0	0
532	Lake County	0	0	0	0	2	0	0	34	0	0
517	Lake Land	0	0	0	0	0	0	0	0	0	0
536	Lewis & Clark	0	0	0	0	48	0	0	19	0	0
526	Lincoln Land	0	0	0	0	0	0	0	0	0	0
530	Logan	0	0	0	0	0	0	0	0	0	0
528	McHenry	0	0	0	0	44	0	0	0	0	0
524	Moraine Valley	0	0	0	0	0	0	0	0	0	68
527	Morton	0	0	0	0	0	0	0	0	0	0
535	Oakton	0	0	0	0	0	0	0	0	0	0
505	Parkland	0	0	0	0	63	0	0	0	0	0
515	Prairie State	0	70	0	0	0	0	0	0	0	0
521	Rend Lake	0	0	0	0	26	0	0	0	0	0
537	Richland	0	0	0	0	0	0	0	0	0	0
511	Rock Valley	0	0	0	0	0	0	10	7	0	0
518	Sandburg	0	0	0	42	0	0	0	0	0	0
506	Sauk Valley	0	0	0	0	0	0	0	0	0	0
531	Shawnee	2	0	0	0	0	0	0	0	0	0
510	South Suburban	0	0	0	0	3	282	0	0	0	0
533	Southeastern	0	0	0	0	0	0	0	0	0	0
534	Spoon River	0	0	0	0	0	0	0	0	0	0
601	State Community	0	0	0	13	0	0	0	0	0	0
504	Triton	0	34	0	0	35	0	0	0	0	6
516	Waubonsee	0	0	0	0	0	0	0	0	0	0
539	Wood	1	0	0	0	11	0	0	0	0	0
	TOTALS	132	662	13	91	1129	1165	54	261	16	112

SOURCE OF DATA: A1 Submission



Illinois Community College Board
Table III-3
ANNUAL UNDUPLICATED ENROLLMENT BY ACADEMIC PROGRAM BY COLLEGE
FOR FISCAL YEAR 1996

Dist No.	District/College	Exercise Sciences/Physiology & Movement Studies 12 310505	Biological Technology 12 410101	Nuclear/Nuclear Power Tech/Technician 12 410205	Chemical Technology 12 410301	Corrections 12 430102	Law Enforcement/Police Science 12 430107	Security Services (Private) 12 430109	Fire Control/Safety Technology 12 430201	Fire Officer 12 430202	Firefighting 12 430203
522	Belleville	0	0	0	0	0	555	13	112	0	164
503	Black Hawk	0	0	0	0	0	167	0	0	30	0
508	Chicago	(0)	(35)	(0)	(14)	(37)	(456)	(11)	(113)	(0)	(0)
	Daley	0	0	0	0	0	277	7	0	0	0
	Kennedy-King	0	0	0	0	0	1	0	0	0	0
	Malcolm X	0	0	0	0	0	0	0	0	0	0
	Olive-Harvey	0	0	0	0	0	6	0	0	0	0
	Truman	0	35	0	14	0	42	0	0	0	0
	Washington	0	0	0	0	0	82	3	113	0	0
	Wilbur Wright	0	0	0	0	37	48	1	0	0	0
507	Danville	0	0	0	0	0	116	0	0	0	0
502	DuPage	0	0	0	0	0	308	0	150	24	50
509	Elgin	0	0	0	0	0	63	0	165	0	0
512	Harper	81	0	0	0	0	316	0	101	0	0
540	Heartland	0	0	0	0	0	0	0	0	0	0
519	Highland	0	0	0	0	0	0	0	0	0	0
514	Illinois Central	0	0	0	0	0	329	7	124	0	0
529	Illinois Eastern	(0)	(0)	(0)	(0)	(0)	(72)	(0)	(0)	(0)	(132)
	Frontier	0	0	0	0	0	8	0	0	0	132
	Lincoln Trail	0	0	0	0	0	0	0	0	0	0
	Olney Central	0	0	0	0	0	64	0	0	0	0
	Wabash	0	0	0	0	0	0	0	0	0	0
513	Illinois Valley	0	0	0	0	0	83	0	3	0	0
525	Joliet	0	0	55	0	67	125	0	171	2	6
520	Kankakee	0	0	0	0	0	197	0	5	0	0
501	Kaskaskia	0	0	0	0	0	166	0	0	0	0
523	Kishwaukee	0	0	0	0	0	44	0	10	0	0
532	Lake County	0	0	0	51	0	223	0	96	0	0
517	Lake Land	0	0	0	0	0	65	0	0	0	0
536	Lewis & Clark	0	0	0	0	0	161	0	44	0	0
526	Lincoln Land	0	0	0	0	49	615	9	46	0	7
530	Logan	0	0	0	0	0	381	0	0	0	0
528	McHenry	0	0	0	0	0	78	0	0	0	110
524	Moraine Valley	0	0	0	0	0	877	163	107	0	128
527	Morton	0	0	0	0	0	27	0	0	0	0
535	Oakton	0	0	0	0	0	289	0	141	0	0
505	Parkland	0	0	0	0	0	150	0	29	0	0
515	Prairie State	0	0	0	0	0	217	0	199	0	0
521	Rend Lake	0	0	0	0	0	119	0	0	0	0
537	Richland	0	0	0	0	0	139	0	38	0	0
511	Rock Valley	0	0	0	0	0	116	0	0	37	0
518	Sandburg	0	0	0	0	0	74	0	0	0	0
506	Sauk Valley	0	0	0	0	25	81	0	0	0	0
531	Shawnee	0	0	0	0	0	63	11	12	0	0
510	South Suburban	0	0	0	0	0	200	0	40	0	0
533	Southeastern	0	0	0	0	15	91	0	0	0	47
534	Spoon River	0	0	0	0	0	18	0	0	0	3
601	State Community	0	0	0	0	0	31	2	0	0	0
504	Triton	0	0	0	0	5	632	0	108	0	0
516	Waubonsee	0	0	0	0	5	138	1	64	0	19
539	Wood	0	0	0	0	0	7	0	12	0	4
	TOTALS	81	35	56	65	198	7789	217	1890	93	670

SOURCE OF DATA: A1 Submission



Illinois Community College Board
Table III-3
ANNUAL UNDUPLICATED ENROLLMENT BY ACADEMIC PROGRAM BY COLLEGE
FOR FISCAL YEAR 1996

Dist No.	District/College	Protective Services Course Enrollments 12 439999	Public Administration 12 440401	Social Work/Social Services 12 440701	Public/Social Services Course Enrollments 12 449999	Mason and Tilesetter 12 460101	Carpentry 12 460201	Electrician 12 460302	Building/Property Maintenance 12 460401	Construction/Cement Mason 12 460402	Construction Inspection 12 460403
522	Belleville	0	0	0	16	35	200	218	0	15	0
503	Black Hawk	0	0	0	0	0	4	9	0	0	0
508	Chicago	(0)	(0)	(154)	(0)	(11)	(102)	(0)	(0)	(0)	(0)
	Daley	0	0	0	0	0	0	0	0	0	0
	Kennedy-King	0	0	99	0	11	102	0	0	0	0
	Malcolm X	0	0	0	0	0	0	0	0	0	0
	Olive-Harvey	0	0	0	0	0	0	0	0	0	0
	Truman	0	0	0	0	0	0	0	0	0	0
	Washington	0	0	55	0	0	0	0	0	0	0
	Wilbur Wright	0	0	0	0	0	0	0	0	0	0
507	Danville	0	0	64	57	0	0	0	0	0	0
502	DuPage	0	0	229	0	0	0	0	51	0	0
509	Elgin	0	0	380	0	0	0	0	0	0	0
512	Harper	0	0	0	245	0	0	0	0	0	33
540	Heartland	0	0	0	0	0	0	0	0	0	0
519	Highland	0	0	0	0	0	0	0	0	0	0
514	Illinois Central	148	0	0	27	0	0	0	0	0	0
529	Illinois Eastern	(0)	(0)	(39)	(0)	(0)	(0)	(0)	(0)	(0)	(0)
	Frontier	0	0	0	0	0	0	0	0	0	0
	Lincoln Trail	0	0	0	0	0	0	0	0	0	0
	Olney Central	0	0	0	0	0	0	0	0	0	0
	Wabash	0	0	39	0	0	0	0	0	0	0
513	Illinois Valley	16	0	0	0	0	0	70	0	0	0
525	Joliet	0	1	0	0	0	0	9	0	0	0
520	Kankakee	0	0	0	16	0	0	0	0	0	0
501	Kaskaskia	0	0	0	30	0	0	0	0	0	0
523	Kishwaukee	7	0	0	0	0	0	10	5	0	0
532	Lake County	0	0	44	4236	0	0	0	0	0	0
517	Lake Land	0	0	129	0	0	0	0	62	0	0
536	Lewis & Clark	0	0	0	553	0	0	20	0	0	0
526	Lincoln Land	0	0	0	0	0	0	0	0	0	0
530	Logan	0	0	0	236	0	0	0	0	0	0
528	McHenry	0	0	0	37	0	0	0	0	0	0
524	Moraine Valley	0	0	0	134	0	0	0	0	0	0
527	Morton	0	0	0	0	0	0	0	0	0	0
535	Oakton	0	0	84	0	0	0	0	49	0	0
505	Parkland	21	0	0	0	0	0	0	18	0	0
515	Prairie State	0	0	0	0	0	0	179	0	0	0
521	Rend Lake	0	0	0	85	0	0	0	2	0	0
537	Richland	0	0	0	3	0	0	0	0	0	0
511	Rock Valley	0	0	191	0	2	0	57	0	0	0
518	Sandburg	0	0	3	0	0	0	0	0	0	0
506	Sauk Valley	0	0	50	0	0	0	0	4	0	0
531	Shawnee	0	0	44	146	0	0	0	5	0	0
510	South Suburban	1	0	166	171	0	0	0	0	0	19
533	Southeastern	0	0	0	0	0	0	0	43	0	0
534	Spoon River	0	0	0	0	0	0	0	0	0	0
601	State Community	0	0	2	0	0	12	4	1	0	0
504	Triton	299	0	0	7	0	0	19	0	0	0
516	Waubonsee	0	0	45	12	0	0	36	0	0	0
539	Wood	0	0	0	31	0	0	0	0	0	0
	TOTALS	492	1	1624	6042	50	318	631	240	15	52

SOURCE OF DATA: A1 Submission

BEST COPY AVAILABLE



Illinois Community College Board
Table III-3
ANNUAL UNDUPLICATED ENROLLMENT BY ACADEMIC PROGRAM BY COLLEGE
FOR FISCAL YEAR 1996

Dist. No.	District/College	Plumbing 12 460406	Painter & Wallcoverer 12 460408	Plumber & Pipefitter 12 460501	Construction Trades 12 461000	Construction Trades Course Enrollees 12 469999	Electrical/Electronics Equipment Repair, General 12 470101	Communications Electronics 12 470103	Computer Electronics Maintenance/Repair 12 470104	Industrial Electronics 12 470105	Major Appliance Repair 12 470106
522	Belleville	0	16	29	84	0	0	41	42	99	14
503	Black Hawk	0	0	0	17	0	0	0	0	0	0
508	Chicago	(0)	(0)	(0)	(0)	(0)	(111)	(15)	(29)	(24)	(9)
	Daley	0	0	0	0	0	0	0	5	24	0
	Kennedy-King	0	0	0	0	0	93	6	0	0	0
	Malcolm X	0	0	0	0	0	0	0	0	0	0
	Olive-Harvey	0	0	0	0	0	0	0	10	0	0
	Truman	0	0	0	0	0	0	0	0	0	9
	Washington	0	0	0	0	0	3	0	0	0	0
	Wilbur Wright	0	0	0	0	0	15	9	14	0	0
507	Danville	0	0	0	0	0	0	0	0	63	0
502	DuPage	0	0	0	0	0	0	0	0	81	0
509	Elgin	0	0	0	0	0	0	2	0	0	0
512	Harper	0	0	0	0	0	0	0	3	16	0
540	Heartland	0	0	0	0	0	0	0	0	0	0
519	Highland	0	0	0	0	0	0	0	4	0	0
514	Illinois Central	0	0	0	152	0	0	8	7	10	0
529	Illinois Eastern	(0)	(0)	(0)	(0)	(0)	(0)	(68)	(0)	(0)	(0)
	Frontier	0	0	0	0	0	0	0	0	0	0
	Lincoln Trail	0	0	0	0	0	0	66	0	0	0
	Olney Central	0	0	0	0	0	0	0	0	0	0
	Wabash	0	0	0	0	0	0	2	0	0	0
513	Illinois Valley	0	0	0	0	0	0	0	0	0	0
525	Joliet	0	0	0	62	0	0	0	0	246	0
520	Kankakee	0	0	0	0	0	0	0	0	54	0
501	Kaskaskia	0	0	0	6	0	0	0	0	0	0
523	Kishwaukee	0	0	0	0	0	0	0	0	0	0
532	Lake County	0	0	0	71	0	0	0	0	10	0
517	Lake Land	0	0	0	78	0	0	13	0	0	0
536	Lewis & Clark	0	0	0	0	0	0	0	51	49	0
526	Lincoln Land	0	0	0	0	0	0	0	0	61	0
530	Logan	0	0	0	0	0	0	0	0	0	0
528	McHenry	0	0	0	0	0	0	0	0	0	0
524	Moraine Valley	0	0	0	0	0	0	0	0	0	0
527	Morton	0	0	0	0	0	0	0	0	0	0
535	Oakton	0	0	0	0	0	0	21	0	0	0
505	Parkland	0	0	0	75	14	0	0	0	18	0
515	Prairie State	0	0	0	0	0	0	0	10	30	0
521	Rend Lake	0	0	0	32	1	0	0	0	0	0
537	Richland	0	0	0	0	0	0	0	0	139	0
511	Rock Valley	2	2	0	85	0	0	0	24	0	0
518	Sandburg	0	0	0	0	0	0	0	0	0	0
506	Sauk Valley	0	0	0	0	0	0	2	0	35	0
531	Shawnee	0	0	0	0	0	0	0	0	3	0
510	South Suburban	0	0	0	88	162	0	0	0	0	0
533	Southeastern	0	0	0	44	0	0	0	0	31	0
534	Spoon River	0	0	0	0	0	0	0	0	11	0
601	State Community	0	0	0	0	0	0	0	0	0	0
504	Triton	0	0	0	139	16	0	0	13	0	0
516	Waubonsee	0	0	0	0	0	0	0	0	0	0
539	Wood	0	0	0	0	0	0	0	0	18	0
	TOTALS	2	18	29	933	193	111	170	183	988	23

SOURCE OF DATA: A1 Submission



Illinois Community College Board
Table III-3
ANNUAL UNDUPLICATED ENROLLMENT BY ACADEMIC PROGRAM BY COLLEGE
FOR FISCAL YEAR 1996

Dist. No.	District/College	Heating, Air Conditioning, & Refrigeration Mechanics 12 470201	Heavy Equipment Maintenance/Repair 12 470302	Industrial Equipment Maintenance/Repair 12 470303	Industrial Equipment Maintenance Apprenticeship 12 470399	Welding Clerk Repair 12 470408	Stationary Energy Sources Installer/Operator 12 470501	Automotive Body Repair 12 470603	Automotive Mechanics 12 470604	Diesel Engine/Truck Mechanics 12 470605	Small Engine Repair 12 470606
522	Belleville	278	0	0	0	0	18	0	0	0	0
503	Black Hawk	13	0	2	0	0	0	17	73	26	0
508	Chicago	(90)	(0)	(0)	(0)	(0)	(0)	(36)	(288)	(1)	(0)
	Daley	0	0	0	0	0	0	0	0	0	0
	Kennedy-King	87	0	0	0	0	0	9	138	1	0
	Malcolm X	0	0	0	0	0	0	0	0	0	0
	Olive-Harvey	0	0	0	0	0	0	0	0	0	0
	Truman	0	0	0	0	0	0	22	141	0	0
	Washington	3	0	0	0	0	0	5	9	0	0
	Wilbur Wright	0	0	0	0	0	0	0	0	0	0
507	Danville	0	0	41	0	0	0	0	24	0	0
502	DuPage	211	0	0	0	0	0	0	207	0	0
509	Elgin	154	0	0	0	0	0	0	108	0	0
512	Harper	109	0	0	0	0	0	0	0	0	0
540	Heartland	0	0	20	0	0	0	0	0	0	0
519	Highland	0	0	0	0	0	0	21	23	0	0
514	Illinois Central	76	0	14	0	0	0	0	131	12	0
529	Illinois Eastern	(23)	(0)	(59)	(3)	(0)	(0)	(14)	(32)	(49)	(0)
	Frontier	0	0	0	0	0	0	0	0	0	0
	Lincoln Trail	23	0	0	0	0	0	0	0	0	0
	Olney Central	0	0	59	0	0	0	14	32	0	0
	Wabash	0	0	0	3	0	0	0	0	49	0
513	Illinois Valley	0	0	17	0	0	0	0	74	0	36
525	Joliet	43	147	0	0	0	0	0	97	0	0
520	Kankakee	59	0	32	0	0	0	0	43	0	0
501	Kaskaskia	0	0	51	0	0	0	20	35	0	0
523	Kishwaukee	0	0	0	0	0	0	10	23	0	0
532	Lake County	153	0	44	0	0	0	25	80	0	0
517	Lake Land	30	0	0	0	0	0	47	113	0	38
536	Lewis & Clark	0	0	4	0	0	0	0	83	0	0
526	Lincoln Land	116	0	0	0	0	0	59	106	0	0
530	Logan	51	0	42	0	0	0	36	51	0	0
528	McHenry	0	0	0	0	0	0	0	55	0	0
524	Moraine Valley	197	0	43	0	0	0	0	167	0	0
527	Morton	9	0	0	0	0	0	0	8	0	0
535	Oakton	68	0	0	0	0	0	0	107	0	0
505	Parkland	0	0	0	0	0	0	0	83	0	0
515	Prairie State	107	0	24	0	0	0	0	125	0	0
521	Rend Lake	109	0	84	0	0	0	23	122	0	0
537	Richland	0	0	1	0	0	0	0	21	0	0
511	Rock Valley	0	0	0	0	0	0	0	74	0	0
518	Sandburg	0	0	0	0	0	0	22	26	10	0
506	Sauk Valley	33	0	0	0	0	0	0	0	0	0
531	Shawnee	0	0	0	0	0	0	0	22	1	0
510	South Suburban	0	0	0	0	0	0	0	0	0	0
533	Southeastern	2	0	85	0	0	0	31	78	39	1
534	Spoon River	0	0	0	0	0	0	0	24	0	0
601	State Community	2	0	0	0	0	0	13	5	0	0
504	Triton	245	0	6	0	0	51	0	373	11	0
516	Waubonsee	143	0	31	0	0	0	50	62	0	0
539	Wood	0	0	0	0	0	0	0	0	0	0
	TOTALS	2321	147	600	3	2	69	424	2943	149	75

SOURCE OF DATA: A1 Submission



Illinois Community College Board
Table III-3
ANNUAL UNDUPLICATED ENROLLMENT BY ACADEMIC PROGRAM BY COLLEGE
FOR FISCAL YEAR 1996

Dist. No.	District/College	Aviation Systems/Avionics Maintenance Technologist/Technician 12 470609	Mechanics/Repairers Course Enrollees 12 479999	Architectural Drafting 12 480102	Electrical/Electronics Drafting 12 480104	Mechanical Drafting 12 480105	Typesetting, Make-up, & Composition 12 480205	Lithography, Photography, & Platemaking 12 480206	Printing Press Operations 12 480208	Desktop Publishing Equipment Operator 12 480212	Machinist/Machine Technologist 12 480501
522	Belleville	81	0	0	0	122	0	0	0	62	25
503	Black Hawk	0	0	0	0	19	0	0	0	0	0
508	Chicago	(235)	(0)	(100)	(0)	(103)	(3)	(86)	(0)	(0)	(0)
	Daley	235	0	17	0	11	0	0	0	0	0
	Kennedy-King	0	0	2	0	75	3	86	0	0	0
	Malcolm X	0	0	0	0	0	0	0	0	0	0
	Olive-Harvey	0	0	27	0	0	0	0	0	0	0
	Truman	0	0	0	0	16	0	0	0	0	0
	Washington	0	0	46	0	1	0	0	0	0	0
	Wilbur Wright	0	0	8	0	0	0	0	0	0	0
507	Danville	0	0	0	0	6	0	0	0	0	0
502	DuPage	0	0	308	0	0	6	88	16	223	0
509	Elgin	0	0	0	0	0	0	0	0	3	0
512	Harper	0	0	110	0	2	0	0	0	0	0
540	Heartland	0	0	0	0	0	0	0	0	0	0
519	Highland	0	0	0	0	0	0	0	0	4	0
514	Illinois Central	0	4	19	0	0	0	49	0	0	0
529	Illinois Eastern	(0)	(0)	(19)	(0)	(0)	(0)	(0)	(0)	(0)	(0)
	Frontier	0	0	0	0	0	0	0	0	0	0
	Lincoln Trail	0	0	19	0	0	0	0	0	0	0
	Olney Central	0	0	0	0	0	0	0	0	0	0
	Wabash	0	0	0	0	0	0	0	0	0	0
513	Illinois Valley	0	10	0	0	0	0	0	0	5	0
525	Joliet	0	0	0	0	0	0	0	0	0	0
520	Kankakee	0	0	0	0	0	0	0	0	0	0
501	Kaskaskia	0	0	76	0	0	0	0	0	0	0
523	Kishwaukee	0	11	0	0	0	0	0	0	0	0
532	Lake County	0	0	54	5	14	0	0	0	0	0
517	Lake Land	0	0	29	0	3	0	0	0	35	0
536	Lewis & Clark	0	0	0	0	0	0	0	0	21	0
526	Lincoln Land	4	0	64	0	0	0	0	0	0	0
530	Logan	0	0	0	0	0	0	0	0	0	0
528	McHenry	0	0	0	0	0	0	0	0	0	0
524	Moraine Valley	0	0	0	0	14	0	0	0	9	0
527	Morton	0	0	0	0	2	0	0	0	0	0
535	Oakton	0	0	110	0	0	0	0	0	102	0
505	Parkland	0	107	0	0	11	0	0	0	56	0
515	Prairie State	0	0	0	0	38	0	0	0	40	0
521	Rend Lake	0	3	60	0	0	0	0	0	0	0
537	Richland	0	0	0	0	46	0	0	0	0	0
511	Rock Valley	51	0	0	0	0	0	0	0	0	11
518	Sandburg	0	0	0	0	0	0	0	0	17	0
506	Sauk Valley	0	0	0	0	1	0	0	0	0	0
531	Shawnee	0	0	1	0	0	0	0	0	0	0
510	South Suburban	0	0	17	0	14	0	51	0	3	0
533	Southeastern	0	0	4	0	7	0	22	0	0	0
534	Spoon River	0	0	0	0	0	0	0	0	0	0
601	State Community	0	0	1	0	0	0	22	0	0	0
504	Triton	0	213	54	0	20	3	286	0	33	0
516	Waubonsee	0	0	4	0	0	0	0	0	13	0
539	Wood	0	0	0	0	0	0	0	0	0	0
	TOTALS	371	348	1030	5	422	12	604	16	626	36

SOURCE OF DATA: A1 Submission



Illinois Community College Board
Table III-3
ANNUAL UNDUPLICATED ENROLLMENT BY ACADEMIC PROGRAM BY COLLEGE
FOR FISCAL YEAR 1996

Dist No.	District/College	Industrial Blacksmithing 12 480502	Machine Tool Operation/Machine Shop 12 480503	Patternmaker 12 480505	Sheet Metal 12 480506	Tool & Die Making 12 480507	Welding, Brazing, & Soldering 12 480508	Numerical Control 12 480520	Millwork & Cabinet Making 12 480703	Precision Production Course Enrollments 12 489999	Airplane Piloting 12 490102
522	Belleville	2	133	0	33	0	373	0	0	0	103
503	Black Hawk	0	11	1	85	9	38	4	0	0	0
508	Chicago	(0)	(116)	(0)	(0)	(3)	(31)	(0)	(0)	(0)	(0)
	Daley	0	91	0	0	0	0	0	0	0	0
	Kennedy-King	0	9	0	0	2	30	0	0	0	0
	Malcolm X	0	0	0	0	0	0	0	0	0	0
	Olive-Harvey	0	0	0	0	0	0	0	0	0	0
	Truman	0	0	0	0	0	0	0	0	0	0
	Washington	0	0	0	0	0	1	0	0	0	0
	Wilbur Wright	0	16	0	0	0	0	0	0	0	0
507	Danville	0	9	0	0	0	80	0	0	0	0
502	DuPage	0	0	0	0	12	39	0	0	0	0
509	Elgin	0	95	0	0	7	29	0	0	0	0
512	Harper	0	13	0	0	0	1	0	0	0	0
540	Heartland	0	0	0	0	0	6	0	0	0	0
519	Highland	0	0	0	0	0	18	0	0	0	0
514	Illinois Central	0	27	0	0	0	115	8	0	279	0
529	Illinois Eastern	(0)	(44)	(0)	(0)	(0)	(2)	(0)	(17)	(0)	(0)
	Frontier	0	0	0	0	0	0	0	0	0	0
	Lincoln Trail	0	0	0	0	0	0	0	0	0	0
	Olney Central	0	0	0	0	0	2	0	17	0	0
	Wabash	0	44	0	0	0	0	0	0	0	0
513	Illinois Valley	0	0	0	0	13	0	0	0	208	0
525	Joliet	0	0	0	0	0	79	0	0	0	0
520	Kankakee	0	20	0	0	37	46	0	0	0	1
501	Kaskaskia	0	0	0	0	0	32	0	0	0	0
523	Kishwaukee	0	3	0	0	12	12	0	0	135	0
532	Lake County	0	62	0	0	0	35	0	0	0	0
517	Lake Land	0	0	0	0	0	50	0	0	0	0
536	Lewis & Clark	0	53	0	0	0	0	0	0	0	0
526	Lincoln Land	0	0	0	0	0	78	0	0	0	0
530	Logan	0	5	0	0	0	23	0	0	0	0
528	McHenry	0	41	0	0	0	0	0	0	0	0
524	Moraine Valley	0	138	0	0	0	83	0	0	0	0
527	Morton	0	0	0	0	0	2	0	0	0	0
535	Oakton	0	210	0	0	0	0	0	0	0	0
505	Parkland	0	0	0	0	0	0	0	0	88	0
515	Prairie State	0	87	0	0	34	90	0	0	0	9
521	Rend Lake	0	0	0	0	0	62	0	0	0	0
537	Richland	0	23	0	0	0	65	0	0	0	0
511	Rock Valley	0	0	0	47	79	57	0	0	0	0
518	Sandburg	0	11	0	0	0	67	1	0	0	0
506	Sauk Valley	0	10	0	0	0	0	0	0	0	0
531	Shawnee	0	0	0	0	0	14	0	0	0	0
510	South Suburban	0	41	0	0	0	0	0	0	1	6
533	Southeastern	0	10	0	23	0	64	0	0	0	0
534	Spoon River	0	0	0	0	0	6	0	0	0	0
601	State Community	0	0	0	0	0	0	0	0	0	0
504	Triton	0	71	0	1	2	20	0	0	306	0
516	Waubensee	0	56	0	0	0	16	0	0	0	0
539	Wood	0	0	0	0	0	0	0	0	0	0
	TOTALS	2	1289	1	189	227	1633	13	17	1017	119

BEST COPY AVAILABLE

SOURCE OF DATA: AI Submission



Illinois Community College Board
Table III-3
ANNUAL UNDUPLICATED ENROLLMENT BY ACADEMIC PROGRAM BY COLLEGE
FOR FISCAL YEAR 1996

Dist No.	District/College	Aviation Management 12 490104	Private Piloting 12 490107	Truck & Bus Driving 12 490205	Marine Science/Mercham Marine Officer 12 490309	Railroad Technology 12 490410	Transportation & Materials Moving Workers, Other 12 499999	Design & Visual Communications 12 500401	Commercial Photography 12 500416	Technical Theatre/Theatre Design & Stagecraft 12 500502	Sign Language Interpreter 12 510205
522	Belleville	0	1	0	0	0	0	15	0	0	0
503	Black Hawk	0	0	47	0	0	0	39	0	0	0
508	Chicago	(0)	(0)	(0)	(0)	(0)	(0)	(20)	(2)	(9)	(0)
	Daley	0	0	0	0	0	0	0	2	0	0
	Kennedy-King	0	0	0	0	0	0	2	0	9	0
	Malcolm X	0	0	0	0	0	0	0	0	0	0
	Olive-Harvey	0	0	0	0	0	0	0	0	0	0
	Truman	0	0	0	0	0	0	0	0	0	0
	Washington	0	0	0	0	0	0	16	0	0	0
	Wilbur Wright	0	0	0	0	0	0	2	0	0	0
507	Danville	0	0	0	0	0	0	0	0	0	0
502	DuPage	0	0	0	0	0	0	487	267	0	0
509	Elgin	0	0	126	0	0	0	259	0	0	0
512	Harper	0	0	0	0	0	0	0	0	0	171
540	Heartland	0	0	0	0	0	0	0	0	0	0
519	Highland	0	0	0	0	0	0	0	0	0	0
514	Illinois Central	0	0	0	0	0	0	187	0	0	45
529	Illinois Eastern	(0)	(0)	(16)	(0)	(0)	(0)	(0)	(0)	(0)	(0)
	Frontier	0	0	0	0	0	0	0	0	0	0
	Lincoln Trail	0	0	0	0	0	0	0	0	0	0
	Olney Central	0	0	0	0	0	0	0	0	0	0
	Wabash	0	0	16	0	0	0	0	0	0	0
513	Illinois Valley	0	0	0	0	0	0	0	0	0	0
525	Joliet	0	0	0	0	0	0	0	0	0	0
520	Kankakee	0	0	0	0	0	0	0	0	0	0
501	Kaskaskia	0	0	0	0	0	0	0	0	0	0
523	Kishwaukee	0	0	0	0	0	0	0	0	0	0
532	Lake County	0	0	0	0	0	0	0	0	0	0
517	Lake Land	0	0	0	0	0	0	0	0	0	0
536	Lewis & Clark	0	0	0	0	0	0	0	0	0	0
526	Lincoln Land	14	0	0	0	0	0	0	0	0	0
530	Logan	0	0	0	0	0	0	0	0	0	60
528	McHenry	0	0	0	0	0	0	0	0	0	0
524	Moraine Valley	0	0	0	0	0	1	0	0	0	0
527	Morton	0	0	0	0	0	0	0	0	0	0
535	Oakton	0	0	0	0	0	0	0	0	0	0
505	Parkland	0	0	72	0	0	0	62	0	0	0
515	Prairie State	0	0	0	0	0	0	99	109	0	0
521	Rend Lake	0	0	0	0	0	0	0	0	0	0
537	Richland	0	0	0	0	0	0	0	0	0	0
511	Rock Valley	0	0	0	0	0	0	0	0	0	0
518	Sandburg	0	0	0	0	11	0	0	0	0	0
506	Sauk Valley	0	0	0	0	0	0	0	0	0	0
531	Shawnee	0	0	60	36	0	0	0	0	0	0
510	South Suburban	0	0	0	0	0	1	29	1	0	0
533	Southeastern	0	0	0	0	0	0	0	0	0	0
534	Spoon River	0	0	0	0	0	0	0	0	0	0
601	State Community	0	0	0	0	0	0	0	0	0	0
504	Triton	0	0	23	0	0	0	59	0	0	0
516	Waubonsee	0	0	0	0	0	0	0	0	0	163
539	Wood	0	0	0	0	0	0	0	0	0	0
	TOTALS	14	1	344	36	11	2	1256	379	9	439

SOURCE OF DATA: AI Submission

BEST COPY AVAILABLE



Illinois Community College Board
 Table III-3
 ANNUAL UNDUPLICATED ENROLLMENT BY ACADEMIC PROGRAM BY COLLEGE
 FOR FISCAL YEAR 1996

Dist. No.	District/College	Dental Assistant 12 510601	Dental Hygienist 12 510602	Dental Laboratory Assistant 12 510603	Hospital/Health Facilities Administration 12 510702	Health Unit Coordinator/Ward Chief 12 510703	Medical Records Technology/ Technician 12 510707	Medical Transcription 12 510708	Medical Assistant 12 510801	Occupational Therapy Assistant 12 510803	Pharmacy Technician/Assistant 12 510805
522	Belleville	0	0	0	0	21	58	0	122	0	0
503	Black Hawk	1	0	0	0	0	0	0	0	0	1
508	Chicago	(0)	(0)	(0)	(0)	(0)	(70)	(104)	(0)	(36)	(80)
	Daley	0	0	0	0	0	0	0	0	0	0
	Kennedy-King	0	0	0	0	0	0	99	0	0	0
	Malcolm X	0	0	0	0	0	0	0	0	0	80
	Olive-Harvey	0	0	0	0	0	0	0	0	0	0
	Truman	0	0	0	0	0	70	4	0	0	0
	Washington	0	0	0	0	0	0	1	0	0	0
	Wilbur Wright	0	0	0	0	0	0	0	0	36	0
507	Danville	0	0	0	0	0	0	0	0	0	0
502	DuPage	0	0	0	0	0	120	138	1	239	0
509	Elgin	49	0	0	0	0	0	30	0	0	0
512	Harper	0	155	0	0	0	0	12	56	0	84
540	Hearland	0	0	0	0	0	0	0	0	0	0
519	Highland	0	0	0	0	0	0	18	0	0	0
514	Illinois Central	38	134	0	26	0	23	33	0	133	0
529	Illinois Eastern	(0)	(0)	(0)	(0)	(0)	(0)	(1)	(0)	(0)	(0)
	Frontier	0	0	0	0	0	0	0	0	0	0
	Lincoln Trail	0	0	0	0	0	0	0	0	0	0
	Olney Central	0	0	0	0	0	0	1	0	0	0
	Wabash	0	0	0	0	0	0	0	0	0	0
513	Illinois Valley	22	0	0	0	0	0	0	0	0	0
525	Joliet	0	0	0	0	0	0	54	0	0	0
520	Kankakee	0	0	0	0	0	0	0	0	0	0
501	Kaskaskia	18	0	0	0	0	0	0	0	0	0
523	Kishwaukee	0	0	0	0	0	0	31	0	0	0
532	Lake County	0	0	0	0	0	44	16	0	0	0
517	Lake Land	0	82	0	0	0	0	0	0	0	0
536	Lewis & Clark	24	13	0	0	31	0	0	0	0	0
526	Lincoln Land	0	0	0	0	0	0	1	0	0	0
530	Logan	42	0	0	0	0	17	54	0	28	0
528	McHenry	0	0	0	0	0	0	22	0	0	0
524	Moraine Valley	0	0	0	0	0	32	0	0	0	0
527	Morton	14	0	0	0	0	0	0	0	0	0
535	Oakton	0	0	0	0	0	51	37	0	0	0
505	Parkland	22	73	0	0	0	0	17	0	35	0
515	Prairie State	0	121	0	0	0	0	0	0	0	0
521	Rend Lake	0	0	0	0	0	8	0	0	13	0
537	Richland	0	0	0	0	0	0	0	0	0	0
511	Rock Valley	0	0	0	0	0	0	2	0	0	37
518	Sandburg	0	0	0	0	0	0	0	0	0	0
506	Sauk Valley	0	0	0	0	0	0	0	0	0	0
531	Shawnee	0	0	0	0	0	12	7	0	11	0
510	South Suburban	0	0	0	0	0	0	86	27	125	83
533	Southeastern	0	0	0	0	0	8	0	0	11	0
534	Spoon River	0	0	0	0	0	0	0	0	0	0
601	State Community	0	0	0	0	6	0	0	0	0	0
504	Triton	2	0	98	2	0	0	0	1	0	0
516	Waubonsee	0	0	0	0	0	0	0	0	0	0
539	Wood	0	0	0	0	0	0	15	0	0	0
	TOTALS	232	578	98	28	58	443	678	207	631	285

SOURCE OF DATA: A1 Submission



Illinois Community College Board
Table III-3
ANNUAL UNDUPLICATED ENROLLMENT BY ACADEMIC PROGRAM BY COLLEGE
FOR FISCAL YEAR 1996

Dist. No. District/College	Physical Therapy Assistant 12 510806	Physician Assistant 12 510807	Veterinarian Assistant/Animal Health Technician 12 510808	Electroencephalograph Technology 12 510903	Emergency Medical Technology/ Technician 12 510904	Nuclear Medical Technology/ Technician 12 510905	Medical Radiologic Technology/ Technician 12 510907	Respiratory Therapy Technician 12 510908	Surgical/Operating Room Technician 12 510909	Diagnostic Medical Sonography 12 510910
522 Belleville	158	0	0	0	210	0	146	51	0	0
503 Black Hawk	192	0	0	7	43	0	66	52	0	0
508 Chicago	(0)	(72)	(0)	(0)	(108)	(0)	(179)	(50)	(0)	(4)
Daley	0	0	0	0	0	0	0	0	0	0
Kennedy-King	0	0	0	0	0	0	0	0	0	0
Malcolm X	0	72	0	0	102	0	90	21	0	0
Olive-Harvey	0	0	0	0	0	0	0	29	0	0
Truman	0	0	0	0	0	0	0	0	0	0
Washington	0	0	0	0	6	0	0	0	0	0
Wilbur Wright	0	0	0	0	0	0	89	0	0	4
507 Danville	0	0	0	0	0	0	44	0	0	0
502 DuPage	5	0	0	0	44	30	241	136	0	0
509 Elgin	20	0	0	0	5	0	0	0	77	0
512 Harper	0	0	0	0	0	0	0	0	2	0
540 Heartland	0	0	0	0	0	0	0	0	0	0
519 Highland	0	0	0	0	0	0	0	0	0	0
514 Illinois Central	240	0	0	0	43	0	140	112	115	0
529 Illinois Eastern	(0)	(0)	(0)	(0)	(506)	(0)	(32)	(0)	(0)	(0)
Frontier	0	0	0	0	504	0	0	0	0	0
Lincoln Trail	0	0	0	0	0	0	0	0	0	0
Olney Central	0	0	0	0	1	0	32	0	0	0
Wabash	0	0	0	0	1	0	0	0	0	0
513 Illinois Valley	0	0	0	0	0	0	0	0	0	0
525 Joliet	0	0	0	0	0	0	0	0	0	0
520 Kankakee	82	0	0	0	193	0	91	32	0	0
501 Kaskaskia	38	0	0	0	0	0	82	24	0	0
523 Kishwaukee	0	0	0	0	0	0	48	0	0	0
532 Lake County	0	0	0	0	0	0	75	0	0	0
517 Lake Land	122	0	0	0	2	0	0	0	0	0
536 Lewis & Clark	0	0	0	0	0	0	0	0	0	0
526 Lincoln Land	23	0	0	0	0	0	23	8	0	0
530 Logan	0	0	0	0	563	0	0	0	0	0
528 McHenry	0	0	0	0	98	0	0	0	0	0
524 Moraine Valley	0	0	0	0	430	0	81	49	0	0
527 Morton	77	0	0	0	0	0	0	0	0	0
535 Oakton	97	0	0	0	0	0	1	0	0	0
505 Parkland	0	0	66	0	9	0	35	31	15	0
515 Prairie State	0	0	0	0	0	0	0	0	44	0
521 Rend Lake	0	0	0	0	46	0	0	0	0	0
537 Richland	0	0	0	0	0	0	0	0	1	0
511 Rock Valley	0	0	0	0	0	0	0	89	0	0
518 Sandburg	0	0	0	0	65	0	73	0	0	0
506 Sauk Valley	0	0	0	0	0	0	108	0	0	0
531 Shawnee	0	0	0	0	0	0	0	0	0	0
510 South Suburban	0	0	0	0	295	0	111	0	0	9
533 Southeastern	0	0	0	0	102	0	0	0	0	0
534 Spoon River	0	0	0	0	0	0	0	0	0	0
601 State Community	0	0	0	0	0	0	0	0	0	0
504 Triton	0	0	0	0	0	44	136	57	80	66
516 Waubonsee	0	0	0	0	0	0	0	38	0	0
539 Wood	0	0	0	0	0	0	26	0	0	0
TOTALS	1054	72	66	7	2764	74	1738	729	334	79

SOURCE OF DATA: A1 Submission



Illinois Community College Board
Table III-3
ANNUAL UNDUPLICATED ENROLLMENT BY ACADEMIC PROGRAM BY COLLEGE
FOR FISCAL YEAR 1996

Dist. No. District/College	Renal Dialysis Technology/ Technician 12 510911	Radiation Therapy Assisting 12 510912	Computerized Tomography 12 510913	Magnetic Resonance Imaging 12 510914	Medical Laboratory Technician 12 511004	Alcohol/Drug Abuse Counseling 12 511501	Psychiatric/Mental Health Services Technician 12 511502	Developmental Disabilities/ Rehabilitation Aide 12 511504	Nursing (R.N. Training) 12 511601	Practical Nurse (L.P.N. Training) 12 511613
522 Belleville	0	0	0	0	43	0	0	0	262	0
503 Black Hawk	0	0	0	0	1	0	0	0	539	199
508 Chicago	(52)	(0)	(0)	(0)	(102)	(271)	(42)	(1)	(975)	(740)
Daley	0	0	0	0	0	0	0	0	174	0
Kennedy-King	0	0	0	0	0	0	27	1	273	732
Malcolm X	52	0	0	0	102	0	0	0	176	0
Olive-Harvey	0	0	0	0	0	0	0	0	185	0
Truman	0	0	0	0	0	0	0	0	167	0
Washington	0	0	0	0	0	271	15	0	0	6
Wilbur Wright	0	0	0	0	0	0	0	0	0	2
507 Danville	0	0	0	0	0	29	0	0	0	68
502 DuPage	0	0	0	0	0	250	0	0	736	13
509 Elgin	0	0	0	0	34	16	2	0	841	4
512 Harper	0	0	0	0	0	0	0	1	685	6
540 Heartland	0	0	0	0	0	0	0	0	210	53
519 Highland	0	0	0	0	0	0	0	0	212	125
514 Illinois Central	0	0	0	0	94	0	0	0	784	139
529 Illinois Eastern	(0)	(0)	(0)	(0)	(0)	(0)	(0)	(0)	(248)	(90)
Frontier	0	0	0	0	0	0	0	0	0	0
Lincoln Trail	0	0	0	0	0	0	0	0	0	0
Olney Central	0	0	0	0	0	0	0	0	248	90
Wabash	0	0	0	0	0	0	0	0	0	0
513 Illinois Valley	0	0	0	0	0	0	0	0	156	51
525 Joliet	0	0	0	0	0	0	0	0	415	0
520 Kankakee	0	0	0	0	33	0	0	0	369	162
501 Kaskaskia	0	0	0	0	0	0	0	0	268	69
523 Kishwaukee	0	0	0	0	0	0	0	0	105	0
532 Lake County	0	0	0	0	82	103	0	0	390	0
517 Lake Land	0	0	0	0	0	0	0	0	271	126
536 Lewis & Clark	0	0	0	0	41	0	0	0	235	25
526 Lincoln Land	0	0	0	0	0	0	0	0	175	0
530 Logan	0	0	0	0	22	0	0	0	122	145
528 McHenry	0	0	0	0	0	0	0	2	0	0
524 Moraine Valley	0	0	0	0	37	161	0	0	223	0
527 Morton	0	0	0	0	0	0	0	0	129	0
535 Oakton	0	0	0	0	35	20	0	0	213	0
505 Parkland	0	7	0	0	0	0	0	0	407	63
515 Prairie State	0	0	0	0	0	93	76	0	597	0
521 Rend Lake	0	0	0	0	24	0	0	0	64	209
537 Richland	0	0	0	0	0	0	0	0	176	0
511 Rock Valley	0	0	0	0	0	0	0	0	424	0
518 Sandburg	0	0	0	0	0	0	0	0	306	93
506 Sauk Valley	0	0	0	0	33	0	0	0	162	68
531 Shawnee	0	0	0	0	6	0	0	0	81	133
510 South Suburban	0	0	0	0	0	0	16	0	368	107
533 Southeastern	0	0	0	0	13	0	44	0	57	217
534 Spoon River	0	0	0	0	0	0	0	0	0	117
601 State Community	0	0	0	0	0	49	0	0	4	0
504 Triton	0	0	25	56	0	141	0	0	491	302
516 Waubonsee	0	0	0	0	0	23	0	0	516	0
539 Wood	0	0	0	0	9	0	0	0	53	82
TOTALS	52	7	25	56	609	1156	180	4	12269	3406

SOURCE OF DATA: A1 Submission

BEST COPY AVAILABLE



Illinois Community College Board
Table III-3
ANNUAL UNDUPLICATED ENROLLMENT BY ACADEMIC PROGRAM BY COLLEGE
FOR FISCAL YEAR 1996

Dist. No. District/College	Nurse Assistant/Aide 12 511614	Home Health Aide 12 511615	Ophthalmic Medical Technologist 12 511803	Medical Laboratory Aide/ Phlebotomy 12 512662	Therapeutic Recreational Assisting 12 512604	Allied Health Course Enrollments 12 519999	Business Administration & Management, General 12 520701	Purchasing, Procurement, & Contracts Mgmt. 12 520202	Logistics & Materials Management 12 520203	Office Supervision & Management 12 520204
522 Belleville	92	0	0	0	0	516	322	0	0	0
503 Black Hawk	75	0	0	0	0	0	194	0	0	1
508 Chicago	(308)	(0)	(0)	(0)	(0)	(0)	(238)	(0)	(0)	(0)
Daley	0	0	0	0	0	0	63	0	0	0
Kennedy-King	300	0	0	0	0	0	16	0	0	0
Malcolm X	0	0	0	0	0	0	2	0	0	0
Olive-Harvey	0	0	0	0	0	0	76	0	0	0
Truman	0	0	0	0	0	0	25	0	0	0
Washington	8	0	0	0	0	0	25	0	0	0
Wilbur Wright	0	0	0	0	0	0	31	0	0	0
507 Danville	44	0	0	0	0	47	0	0	0	12
502 DuPage	247	0	0	0	0	0	378	0	0	36
509 Elgin	0	0	0	0	0	0	150	0	0	4
512 Harper	0	0	0	0	0	439	38	0	0	0
540 Heartland	0	0	0	0	0	0	0	0	0	0
519 Highland	48	0	0	0	0	0	77	0	0	18
514 Illinois Central	108	0	0	0	0	146	519	0	1	11
529 Illinois Eastern	(112)	(0)	(0)	(0)	(0)	(1)	(28)	(0)	(0)	(0)
Frontier	42	0	0	0	0	1	0	0	0	0
Lincoln Trail	23	0	0	0	0	0	28	0	0	0
Olney Central	25	0	0	0	0	0	0	0	0	0
Wabash	22	0	0	0	0	0	0	0	0	0
513 Illinois Valley	55	0	0	0	0	95	43	0	0	0
525 Joliet	134	0	0	0	0	680	0	0	0	0
520 Kankakee	45	0	0	0	0	286	194	0	0	0
501 Kaskaskia	37	0	0	0	0	1	121	0	0	1
523 Kishwaukee	72	0	0	0	0	25	37	0	3	0
532 Lake County	0	0	0	0	0	825	420	0	0	0
517 Lake Land	117	0	0	0	0	0	11	0	0	3
536 Lewis & Clark	144	0	0	0	0	76	122	0	0	0
526 Lincoln Land	99	0	0	0	0	0	261	0	0	9
530 Logan	73	0	0	0	0	646	0	0	0	10
528 McHenry	123	11	0	0	0	92	2	0	0	0
524 Moraine Valley	0	0	0	119	67	49	826	0	0	0
527 Morton	29	0	0	0	0	0	12	0	0	0
535 Oakton	11	0	0	0	0	1	0	0	28	17
505 Parkland	44	0	0	0	0	656	226	0	11	0
515 Prairie State	77	0	0	0	0	0	0	0	0	0
521 Rend Lake	133	0	0	0	0	49	54	0	0	0
537 Richland	0	0	0	0	0	20	263	0	1	0
511 Rock Valley	204	0	0	0	0	0	529	0	82	0
518 Sandburg	125	0	0	0	0	0	7	14	0	0
506 Sauk Valley	12	0	0	0	0	0	83	0	0	0
531 Shawnee	58	0	0	0	0	0	24	0	0	0
510 South Suburban	271	0	0	0	0	1194	0	0	5	113
533 Southeastern	0	0	0	0	0	0	96	0	0	0
534 Spoon River	85	0	0	0	0	1	0	0	0	0
601 State Community	69	0	0	0	0	0	0	0	0	0
504 Triton	134	0	60	0	44	39	329	0	0	0
516 Waubensee	66	0	0	0	0	72	102	0	41	0
539 Wood	49	0	0	0	0	73	115	0	0	0
TOTALS	3300	11	60	119	111	6029	5821	14	172	235

SOURCE OF DATA: A1 Submission



Illinois Community College Board
Table III-3
ANNUAL UNDUPLICATED ENROLLMENT BY ACADEMIC PROGRAM BY COLLEGE
FOR FISCAL YEAR 1996

Dist. No.	District/College	Operations Management & Supervision 12 520205	Accounting Technician 12 520302	Administrative Ass./Secretarial Science, General 12 520401	Executive Assistant/Secretary 12 520402	Legal Administrative Assistant/Secretary 12 520403	Medical Administrative Assistant/Secretary 12 520404	Court Reporter 12 520405	Information Processing/Data Entry Technician 12 520407	General Office/Clerical & Typing Services 12 520408	Enterprise Mgmt. & Operation, General 12 520701
522	Belleville	0	144	217	0	44	8	0	687	21	58
503	Black Hawk	0	196	99	1	2	64	0	157	0	5
508	Chicago	(0)	(952)	(193)	(0)	(7)	(8)	(0)	(66)	(151)	(0)
	Daley	0	247	10	0	1	5	0	0	0	0
	Kennedy-King	0	61	39	0	4	0	0	66	106	0
	Malcolm X	0	38	12	0	0	0	0	0	0	0
	Olive-Harvey	0	110	60	0	0	0	0	0	0	0
	Truman	0	142	22	0	0	2	0	0	1	0
	Washington	0	276	34	0	2	1	0	0	5	0
	Wilbur Wright	0	78	16	0	0	0	0	0	39	0
507	Danville	0	101	21	61	0	85	0	34	7	0
502	DuPage	0	494	312	0	43	0	0	0	0	0
509	Elgin	4	137	110	81	17	15	0	3	0	0
512	Harper	0	241	40	84	30	7	0	0	17	19
540	Heartland	0	0	109	0	0	0	0	88	0	27
519	Highland	0	56	99	0	0	0	0	0	14	0
514	Illinois Central	0	333	163	3	0	107	44	197	57	0
529	Illinois Eastern	(0)	(46)	(72)	(15)	(0)	(25)	(18)	(189)	(0)	(0)
	Frontier	0	0	16	0	0	0	0	71	0	0
	Lincoln Trail	0	0	18	15	0	0	0	47	0	0
	Olney Central	0	46	25	0	0	25	0	46	0	0
	Wabash	0	0	13	0	0	0	18	25	0	0
513	Illinois Valley	0	74	2	0	0	0	0	80	18	0
525	Joliet	56	128	184	0	21	0	0	366	4	0
520	Kankakee	0	152	129	0	56	56	0	34	8	0
501	Kaskaskia	0	89	3	93	0	0	0	0	8	0
523	Kishwaukee	8	15	54	0	2	0	0	2	10	0
532	Lake County	2	323	199	0	0	0	0	112	0	0
517	Lake Land	0	119	60	0	14	44	0	65	35	0
536	Lewis & Clark	2	97	87	0	42	69	8	0	26	0
526	Lincoln Land	0	83	74	17	0	38	0	107	34	0
530	Logan	0	123	1	280	28	31	0	0	22	0
528	McHenry	23	127	119	0	14	0	0	53	0	13
524	Moraine Valley	15	10	597	11	11	0	0	0	7	3
527	Morton	0	5	11	0	13	5	0	10	13	0
535	Oakton	95	423	342	48	0	0	0	0	0	0
505	Parkland	0	201	23	54	49	47	0	58	0	11
515	Prairie State	116	28	165	0	11	0	0	143	0	26
521	Rend Lake	0	16	69	0	18	31	0	27	0	31
537	Richland	2	0	292	0	0	0	0	146	0	0
511	Rock Valley	0	293	131	0	31	56	0	56	0	53
518	Sandburg	0	102	88	0	9	18	0	34	29	0
506	Sauk Valley	0	83	45	0	17	25	0	33	11	0
531	Shawnee	0	57	7	18	17	44	0	6	10	0
510	South Suburban	0	178	30	86	0	10	185	14	6	54
533	Southeastern	0	0	56	0	1	1	0	25	26	0
534	Spoon River	0	1	137	0	0	0	0	0	11	0
601	State Community	1	0	30	0	0	0	0	6	0	6
504	Triton	19	174	86	84	59	0	259	41	4	13
516	Waubonsee	22	219	81	38	22	18	0	50	49	80
539	Wood	0	32	45	30	8	24	0	16	33	0
	TOTALS	365	5852	4582	1004	586	836	514	2905	619	399

SOURCE OF DATA: AI Submission



Illinois Community College Board
Table III-3
ANNUAL UNDUPLICATED ENROLLMENT BY ACADEMIC PROGRAM BY COLLEGE
FOR FISCAL YEAR 1996

Dist. No.	District/College	Banking & Financial Support Services 12 520803	Investments & Securities 12 520807	Hospitality/Administration Management 12 520901	Hotel/Motel & Restaurant Management 12 520902	Human Resources Management 12 521001	Labor/Personnel Relations & Studies 12 521002	International Business 12 521101	MIS/Business Data Processing 12 521201	Business Computer Programming/ Programmer 12 521202	Business Systems Networking & Telecommunications 12 521204
522	Belleville	48	0	0	0	0	0	0	0	138	0
503	Black Hawk	136	0	0	32	0	1	1	0	244	0
508	Chicago	(33)	(0)	(0)	(20)	(0)	(0)	(17)	(0)	(1135)	(0)
	Daley	0	0	0	0	0	0	0	0	231	0
	Kennedy-King	0	0	0	0	0	0	0	0	252	0
	Malcolm X	0	0	0	0	0	0	0	0	48	0
	Olive-Harvey	0	0	0	0	0	0	0	0	189	0
	Truman	0	0	0	0	0	0	0	0	218	0
	Washington	33	0	0	20	0	0	17	0	155	0
	Wilbur Wright	0	0	0	0	0	0	0	0	42	0
507	Danville	0	0	0	0	0	0	0	0	170	0
502	DuPage	0	0	0	111	0	0	0	0	658	0
509	Elgin	0	0	0	0	0	0	0	0	499	9
512	Harper	65	0	0	1	0	0	38	0	530	0
540	Heartland	0	0	0	0	0	0	0	54	21	0
519	Highland	0	0	0	0	20	0	0	0	44	0
514	Illinois Central	64	0	0	0	0	0	0	0	332	0
529	Illinois Eastern	(5)	(0)	(0)	(0)	(0)	(0)	(0)	(0)	(12)	(0)
	Frontier	0	0	0	0	0	0	0	0	0	0
	Lincoln Trail	5	0	0	0	0	0	0	0	12	0
	Olney Central	0	0	0	0	0	0	0	0	0	0
	Wabash	0	0	0	0	0	0	0	0	0	0
513	Illinois Valley	0	0	0	0	0	0	0	0	30	1
525	Joliet	0	0	0	0	14	0	0	0	143	0
520	Kankakee	0	0	0	0	0	0	0	0	135	0
501	Kaskaskia	0	0	0	0	0	0	0	0	81	0
523	Kishwaukee	0	0	0	0	0	0	0	0	15	0
532	Lake County	0	0	0	0	0	0	0	0	410	9
517	Lake Land	0	0	0	0	0	0	0	0	100	0
536	Lewis & Clark	15	0	0	23	2	0	0	0	98	0
526	Lincoln Land	0	0	0	19	0	0	0	0	271	0
530	Logan	15	0	0	0	0	0	0	0	150	0
528	McHenry	0	0	0	0	0	0	6	0	270	0
524	Moraine Valley	54	0	0	0	2	0	0	0	589	3
527	Morton	1	0	0	0	0	0	0	0	15	0
535	Oakton	41	14	0	200	4	0	0	0	906	38
505	Parkland	24	0	0	28	0	0	2	0	259	103
515	Prairie State	37	0	0	0	0	0	0	0	229	0
521	Rend Lake	0	0	0	0	0	0	0	0	0	0
537	Richland	0	0	0	0	0	0	0	0	52	0
511	Rock Valley	104	0	0	17	0	0	19	0	471	1
518	Sandburg	0	0	0	0	27	0	0	0	82	0
506	Sauk Valley	9	0	0	0	0	0	0	0	55	0
531	Shawnee	0	0	0	7	0	0	0	0	92	0
510	South Suburban	73	0	0	0	0	0	0	0	263	0
533	Southeastern	0	0	0	0	0	0	0	0	75	0
534	Spoon River	10	0	0	0	0	0	0	0	43	0
601	State Community	0	0	0	2	0	0	0	0	44	0
504	Triton	0	0	0	68	1	0	0	0	278	0
516	Waubonsec	47	0	2	0	0	0	0	0	138	0
539	Wood	0	0	0	0	0	0	0	0	0	0
	TOTALS	781	14	2	528	72	1	83	54	9077	164

SOURCE OF DATA: A1 Submission



Illinois Community College Board
Table III-3
ANNUAL UNDUPLICATED ENROLLMENT BY ACADEMIC PROGRAM BY COLLEGE
FOR FISCAL YEAR 1996

Dist. No. District/College	Business Computer Facilities Operator 12 831205	International Business Marketing 12 521403	Real Estate 12 521501	Business Mgmt. & Administrative Services Course Enrollments 12 529999	General Studies	Vocational Skills	Adult Basic Education	Adult Secondary Education	English as a Second Language	Total
522 Belleville	9	0	14	2173	0	135	2189	16	0	22952
503 Black Hawk	8	0	1	0	323	1742	1860	1090	0	14558
508 Chicago	(14)	(0)	(8)	(2004)	(3241)	(12879)	(34180)	(1176)	(0)	(151029)
Daley	0	0	0	91	146	995	2577	36	0	18148
Kennedy-King	0	0	3	231	931	1155	5636	533	0	16755
Malcolm X	0	0	0	69	446	632	14213	221	0	26426
Olive-Harvey	0	0	0	76	245	1730	3992	80	0	13292
Truman	14	0	0	75	768	1515	4443	164	0	34604
Washington	0	0	5	1344	369	4295	323	98	0	19560
Wilbur Wright	0	0	0	118	336	2557	2996	44	0	22244
507 Danville	62	0	8	112	0	111	344	206	0	4520
502 DuPage	27	0	111	1	12117	7876	4619	1117	0	54174
509 Elgin	18	0	166	0	2	2150	2657	155	0	16372
512 Harper	9	0	30	1559	527	93	3435	6	0	26826
540 Heartland	0	0	0	0	0	405	30	77	0	5347
519 Highland	0	0	0	82	808	2622	448	235	92	7346
514 Illinois Central	5	0	54	765	508	37	606	9	0	19949
529 Illinois Eastern	(0)	(0)	(0)	(222)	(51)	(4464)	(315)	(166)	(0)	(24733)
Frontier	0	0	0	147	7	4049	146	63	0	7020
Lincoln Trail	0	0	0	4	2	41	76	23	0	1930
Olney Central	0	0	0	68	2	37	62	31	0	2149
Wabash	0	0	0	3	40	337	31	49	0	13634
513 Illinois Valley	15	0	0	1100	188	0	366	284	0	6485
525 Joliet	0	0	30	42	249	783	1077	399	0	16386
520 Kankakee	0	0	1	247	1039	1903	1096	560	91	10339
501 Kaskaskia	0	0	0	55	772	75	128	459	0	5816
523 Kishwaukee	0	0	8	266	274	6	716	311	0	5888
532 Lake County	39	0	46	1319	416	452	969	190	3	23518
517 Lake Land	32	0	0	0	0	2598	430	174	0	9536
536 Lewis & Clark	0	0	0	750	198	577	286	388	13	9064
526 Lincoln Land	0	0	35	0	430	391	0	0	0	18687
530 Logan	0	0	96	160	0	562	226	470	0	10293
528 McHenry	0	0	80	898	0	86	283	321	999	9703
524 Moraine Valley	4	0	3	326	1	1301	337	1093	1011	22096
527 Morton	0	0	0	0	107	238	514	127	1425	5975
535 Oakton	0	5	222	52	19	4048	3225	369	1	26147
505 Parkland	0	0	19	1074	0	235	249	322	17	14065
515 Prairie State	104	0	58	0	543	123	779	664	0	10204
521 Rend Lake	0	0	0	143	0	4291	34	365	0	9304
537 Richland	0	0	17	167	52	0	533	87	0	6081
511 Rock Valley	0	0	1	0	108	3938	130	0	0	14259
518 Sandburg	0	0	16	0	5	1704	54	357	5	5777
506 Sauk Valley	7	0	4	0	0	745	50	254	0	4639
531 Shawnee	0	0	0	1	212	810	46	374	0	4152
510 South Suburban	0	0	8	170	6	3017	662	637	658	15499
533 Southeastern	0	0	33	0	926	1129	206	426	0	5946
534 Spoon River	0	0	0	106	0	470	348	182	0	4068
601 State Community	8	0	0	1	121	20	173	86	0	1568
504 Triton	38	0	63	1010	0	14535	2226	1576	0	36940
516 Waubensee	0	0	68	637	608	212	1738	512	0	11407
539 Wood	0	0	0	42	2	75	173	268	17	3906
TOTALS	399	5	1200	15484	23854	76838	67737	15508	4332	675554

SOURCE OF DATA: A1 Submission

BEST COPY AVAILABLE



Illinois Community College Board
Table III-4
SUMMARY OF ANNUAL UNDUPLICATED HEADCOUNT ENROLLMENT BY AGE
FOR FISCAL YEAR 1996

Dist. No.	District/College	Mean Age	Median Age	16 & Under	17-20	21-24	25-30	31-39	40-55	Over 55	Unknown
522	Belleville	30.40	26.92	312	6142	3665	3385	4412	4238	721	77
503	Black Hawk	30.68	26.17	354	4203	2131	2185	2491	2313	754	127
508	Chicago	(29.93)	(26.48)	(2,221)	(33,061)	(29,380)	(30,182)	(28,633)	(20,995)	(6,412)	(145)
	Daley	28.74	25.58	242	4643	3696	3640	3231	2315	362	19
	Kennedy-King	29.85	26.42	461	3962	3129	3044	3192	2258	679	30
	Malcolm X	29.04	26.33	394	6150	5206	5472	5520	3062	607	15
	Olive-Harvey	28.10	24.08	350	4086	2650	2130	2116	1600	349	11
	Truman	32.84	28.50	489	5627	6493	7291	6423	5074	3191	16
	Washington	32.20	29.42	25	2411	3601	4717	4469	3588	716	33
	Wilbur Wright	28.73	25.00	260	6182	4605	3888	3682	3098	508	21
507	Danville	29.15	24.83	47	1527	640	574	780	736	111	105
502	DuPage	31.61	26.67	354	14588	9181	8144	8966	9073	3575	293
509	Elgin	28.97	25.50	476	4726	2554	2644	2965	2434	409	164
512	Harper	28.40	24.75	157	8384	5069	4598	4468	3632	465	53
540	Heartland	27.37	23.25	30	1800	1267	786	766	617	80	1
519	Highland	35.21	33.83	116	1347	716	951	1593	1924	585	114
514	Illinois Central	29.29	25.08	207	6304	3325	2869	3373	3248	530	93
529	Illinois Eastern	(34.37)	(31.73)	(1,407)	(3,027)	(1,591)	(2,393)	(5,299)	(8,489)	(2,408)	(119)
	Frontier	34.37	32.00	1278	862	452	691	1244	1562	836	95
	Lincoln Trail	32.24	28.17	42	522	247	248	363	349	151	8
	Olney Central	29.83	25.33	24	775	262	275	367	359	87	0
	Wabash	41.07	41.42	63	868	630	1179	3325	6219	1334	16
513	Illinois Valley	29.94	25.67	128	2150	796	779	1113	1227	190	102
525	Joliet	28.92	24.83	255	5581	2407	2164	3051	2585	340	3
520	Kankakee	29.91	26.00	595	2652	1334	1303	1793	1796	407	459
501	Kaskaskia	28.78	25.58	92	1879	787	890	1145	829	113	81
523	Kishwaukee	27.19	23.17	115	1952	1354	820	915	625	96	11
532	Lake County	29.55	26.25	199	6477	4049	3874	4769	3624	524	2
517	Lake Land	29.75	26.08	221	2737	1499	1341	1851	1615	268	4
536	Lewis & Clark	28.76	24.42	375	2856	1197	1183	1490	1209	298	456
526	Lincoln Land	30.78	27.67	96	3666	2111	2210	2847	2590	475	4692
530	Logan	30.06	25.08	134	2833	2102	1419	1634	1685	444	42
528	McHenry	29.36	25.58	203	3042	1404	1376	1785	1626	237	30
524	Moraine Valley	26.96	22.83	186	8263	4115	3051	3228	2500	249	504
527	Morton	28.92	25.42	65	1675	1145	1074	1073	749	171	23
535	Oakton	32.40	28.17	107	6251	4364	3933	4504	5227	1758	3
505	Parkland	28.15	23.75	152	4673	2793	2100	2269	1719	344	15
515	Prairie State	29.37	25.08	209	3231	1591	1430	1756	1547	347	93
521	Rend Lake	36.16	36.13	88	1459	831	1145	1956	2984	631	210
537	Richland	29.64	26.25	102	1819	845	867	1171	1024	143	110
511	Rock Valley	31.07	28.25	119	3473	2131	2343	2983	2780	428	2
518	Sandburg	31.40	27.75	115	1507	812	796	1026	1093	303	125
506	Sauk Valley	30.53	26.50	55	1423	665	591	844	849	196	16
531	Shawnee	30.92	27.79	189	1147	504	517	757	854	180	4
510	South Suburban	30.72	27.50	273	3949	2321	2109	2955	2908	555	429
533	Southeastern	30.68	27.67	355	1359	790	903	1167	1115	212	45
534	Spoon River	28.81	23.50	72	1358	780	510	607	534	173	34
601	State Community	28.57	25.04	42	450	284	260	274	220	32	6
504	Triton	30.55	27.33	579	5875	4339	4347	5053	4456	862	11429
516	Waubonsee	28.72	24.75	271	3476	2040	1711	1949	1690	267	3
539	Wood	<u>29.83</u>	<u>25.67</u>	<u>39</u>	<u>1266</u>	<u>558</u>	<u>541</u>	<u>702</u>	<u>663</u>	<u>133</u>	<u>4</u>
TOTALS/AVERAGE		30.40	26.58	11,112	173,588	109,467	104,298	120,413	110,022	26,426	20,228

SOURCE OF DATA: A1 Submission

Illinois Community College Board
Table III-5
SUMMARY OF ANNUAL UNDUPLICATED HEADCOUNT ENROLLMENT BY ETHNIC ORIGIN
FOR FISCAL YEAR 1996

Dist. No.	District/College	Asian or Pacific Islander	American Indian or Alaskan	Black Non- Hispanic	Hispanic	White Non- Hispanic	Non- Resident Alien	All Other or No Indication	Total
522	Belleville	422	209	2,170	421	19,633	97	0	22,952
503	Black Hawk	177	56	1,306	1,419	11,600	0	0	14,558
508	Chicago	(11,125)	(893)	(57,562)	(47,100)	(32,482)	(0)	(1,867)	(151,029)
	Daley	333	56	3,061	9,901	4,281	0	516	18,148
	Kennedy-King	511	93	13,653	1,768	656	0	74	16,755
	Malcolm X	1,059	191	15,899	7,310	1,693	0	274	26,426
	Olive-Harvey	78	110	10,283	2,477	300	0	44	13,292
	Truman	4,913	173	4,195	15,551	9,460	0	312	34,604
	Washington	2,597	166	8,429	2,776	5,116	0	476	19,560
	Wilbur Wright	1,634	104	2,042	7,317	10,976	0	171	22,244
507	Danville	40	4	447	85	3,944	0	0	4,520
502	DuPage	5,037	80	1,616	4,271	41,615	20	1,535	54,174
509	Elgin	634	33	681	3,364	11,656	4	0	16,372
512	Harper	2,050	49	740	3,453	19,841	693	0	26,826
540	Heartland	120	28	431	100	4,659	9	0	5,347
519	Highland	81	19	474	107	6,662	3	0	7,346
514	Illinois Central	315	49	1,583	278	17,709	15	0	19,949
529	Illinois Eastern	(82)	(17)	(275)	(193)	(24,147)	(19)	(0)	(24,733)
	Frontier	12	4	2	7	6,994	1	0	7,020
	Lincoln Trail	11	1	192	27	1,697	2	0	1,930
	Olney Central	12	0	14	7	2,100	16	0	2,149
	Wabash	47	12	67	152	13,356	0	0	13,634
513	Illinois Valley	79	16	183	328	5,877	2	0	6,485
525	Joliet	249	45	1,370	1,244	13,455	23	0	16,386
520	Kankakee	103	15	1,302	350	8,557	12	0	10,339
501	Kaskaskia	44	28	539	121	5,077	7	0	5,816
523	Kishwaukee	218	23	482	777	4,371	17	0	5,888
532	Lake County	922	105	1,990	3,024	16,551	926	0	23,518
517	Lake Land	87	37	639	112	8,639	19	3	9,536
536	Lewis & Clark	67	22	542	64	8,344	25	0	9,064
526	Lincoln Land	153	35	1,150	142	17,176	31	0	18,687
530	Logan	236	33	707	104	9,205	8	0	10,293
528	McHenry	113	11	24	1,131	8,392	32	0	9,703
524	Moraine Valley	317	145	933	1,101	18,770	830	0	22,096
527	Morton	133	7	39	2,832	2,856	108	0	5,975
535	Oakton	3,573	61	1,012	1,517	19,984	0	0	26,147
505	Parkland	556	52	1,696	342	10,925	494	0	14,065
515	Prairie State	115	23	2,476	700	4,769	9	2,112	10,204
521	Rend Lake	40	22	275	112	8,847	8	0	9,304
537	Richland	73	17	768	68	5,152	3	0	6,081
511	Rock Valley	321	48	986	878	11,984	42	0	14,259
518	Sandburg	28	13	398	157	5,158	23	0	5,777
506	Sauk Valley	62	24	60	296	4,195	2	0	4,639
531	Shawnee	36	12	531	22	3,551	0	0	4,152
510	South Suburban	167	73	5,495	1,342	8,317	105	0	15,499
533	Southeastern	20	19	1,296	223	4,375	6	7	5,946
534	Spoon River	75	5	180	33	3,742	33	0	4,068
601	State Community	9	3	1,497	23	35	1	0	1,568
504	Triton	1,250	84	4,806	4,167	26,565	68	0	36,940
516	Waubensee	153	93	627	2,621	7,912	1	0	11,407
539	Wood	<u>26</u>	<u>7</u>	<u>104</u>	<u>23</u>	<u>3,726</u>	<u>20</u>	<u>0</u>	<u>3,906</u>
	TOTALS	29,308	2,515	99,392	84,645	450,455	3,715	5,524	675,554

SOURCE OF DATA: Annual Enrollment & Completion Data (A1)

Illinois Community College Board
Table III-6
HIGHEST DEGREE PREVIOUSLY EARNED FOR FISCAL YEAR 1996
ILLINOIS PUBLIC COMMUNITY COLLEGE STUDENTS

Dist. No.	District	GED	High School Diploma	Some College	Certificate	Assoc Degree	Bach Degree	Masters Degree	1st Prof* Degree	Doctoral Degree	Unknown/ Other	Total
522	Belleville	1,384	14,493	0	1,097	1,354	1,270	474	29	52	2,799	22,952
503	Black Hawk	1,267	6,645	1,071	395	488	689	225	4	30	3,744	14,558
508	Chicago	(5,900)	(55,931)	(0)	(0)	(82)	(514)	(211)	(1)	(10)	(88,380)	(151,029)
	Daley	668	6,595	0	0	7	184	155	0	4	10,535	18,148
	Kennedy-King	1,031	4,773	0	0	7	31	9	1	0	10,903	16,755
	Malcolm X	684	4,254	0	0	19	61	4	0	2	21,402	26,426
	Olive-Harvey	565	4,741	0	0	3	8	0	0	0	7,975	13,292
	Truman	958	11,293	0	0	3	13	2	0	1	22,334	34,604
	Washington	1,047	11,815	0	0	31	150	32	0	3	6,482	19,560
	Wright	947	12,460	0	0	12	67	9	0	0	8,749	22,244
507	Danville	385	2,601	0	137	172	141	43	2	1	1,038	4,520
502	DuPage	700	27,657	6,177	96	1,938	7,219	2,259	120	286	7,722	54,174
509	Elgin	246	4,905	1,952	185	528	29	4	0	0	8,523	16,372
512	Harper	0	13,033	0	59	325	1,642	205	0	39	11,523	26,826
540	Heartland	298	3,639	0	48	409	335	56	0	6	556	5,347
519	Highland	265	4,223	246	156	330	524	103	5	12	1,482	7,346
514	Illinois Central	1,055	9,752	3,393	582	2,281	1,140	295	3	21	1,427	19,949
529	Illinois Eastern	(998)	(10,872)	(0)	(499)	(1,046)	(332)	(52)	(8)	(5)	(10,921)	(24,733)
	Frontier	99	993	0	34	100	13	1	0	1	5,779	7,020
	Lincoln Trail	55	758	0	5	23	7	3	0	0	1,079	1,930
	Olney Central	98	906	0	31	91	5	2	0	2	1,014	2,149
	Wabash Valley	746	8,215	0	429	832	307	46	8	2	3,049	13,634
513	Illinois Valley	0	3	0	219	238	246	90	3	20	5,666	6,485
525	Joliet	413	10,268	0	0	34	77	12	0	1	5,581	16,386
520	Kankakee	464	4,320	0	416	392	328	122	8	16	4,273	10,339
501	Kaskaskia	0	0	576	0	2	0	0	1	0	5,237	5,816
523	Kishwaukee	69	398	3,424	172	380	161	41	3	7	1,233	5,888
532	Lake County	848	14,762	0	726	480	1,625	442	113	72	4,450	23,518
517	Lake Land	967	5,588	0	527	927	526	116	9	10	866	9,536
536	Lewis & Clark	346	3,155	2,507	248	355	220	72	6	10	2,145	9,064
526	Lincoln Land	675	8,108	8,601	46	621	234	58	1	10	333	18,687
530	Logan	5	5,152	2,656	134	361	6	1	0	0	1,978	10,293
528	McHenry	244	3,868	1,380	502	1,053	506	118	3	15	2,014	9,703
524	Moraine Valley	563	11,411	3,486	258	541	734	105	32	54	4,912	22,096
527	Morton	186	1,867	248	43	132	142	54	4	5	3,294	5,975
535	Oakton	327	8,111	5,707	317	504	2,487	723	0	106	7,865	26,147
505	Parkland	743	8,801	1	210	596	1,028	260	27	57	2,342	14,065
515	Prairie State	297	3,049	1,243	218	168	306	103	4	10	4,806	10,204
521	Rend Lake	733	4,821	64	262	556	741	191	15	54	1,867	9,304
537	Richland	499	3,882	0	20	54	38	10	0	0	1,578	6,081
511	Rock Valley	592	6,877	2,087	369	680	398	80	3	6	3,167	14,259
518	Sandburg	34	2,466	1	262	360	37	6	1	2	2,608	5,777
506	Sauk Valley	230	2,782	285	272	529	119	40	6	13	363	4,639
531	Shawnee	341	2,620	73	88	119	176	71	5	4	655	4,152
510	South Suburban	23	6,501	1,763	522	941	278	38	0	1	5,432	15,499
533	Southeastern	928	2,200	381	166	212	225	107	7	17	1,703	5,946
534	Spoon River	616	451	372	93	355	116	28	6	5	2,026	4,068
601	State Community	0	747	1	0	0	0	0	0	0	820	1,568
504	Triton	726	10,482	0	888	1,791	0	0	0	0	23,053	36,940
516	Waubonsee	471	6,578	0	267	527	649	177	11	16	2,711	11,407
539	Wood	216	1,641	917	184	142	195	51	2	4	554	3,906
	TOTALS	24,054	294,660	48,612	10,683	22,003	25,433	7,043	442	977	241,647	675,554

*Dental, Law, Medical, Pharmacy, Theology, Veterinary, etc.

SOURCE OF DATA: A1 Submission

Illinois Community College Board
Table III-7
SUMMARY OF TRANSFER AND GENERAL STUDIES DEGREES AND CERTIFICATES
AWARDED IN FISCAL YEAR 1996

Dist. No.	District/College	Associate in Arts	Associate in Science	Associate in Arts and Science	Associate in Engineering Science	Associate in Liberal Studies & General Ed	Gen Studies Certificates	Grand Total Graduates in Transfer and General Studies Areas
522	Belleville	425	326	0	0	0	0	751
503	Black Hawk	250	65	0	0	22	0	337
508	Chicago	(761)	(481)	(0)	(0)	(245)	(9)	(1,496)
	Daley	160	50	0	0	4	0	214
	Kennedy-King	67	19	0	0	23	9	118
	Malcolm X	51	64	0	0	12	0	127
	Olive-Harvey	106	23	0	0	11	0	140
	Truman	54	239	0	0	38	0	331
	Washington	156	21	0	0	119	0	296
	Wilbur Wright	167	65	0	0	38	0	270
507	Danville	44	41	0	0	0	0	85
502	DuPage	797	206	0	9	84	0	1,096
509	Elgin	204	192	0	0	4	0	400
512	Harper	585	174	0	0	0	0	759
540	Heartland	147	38	0	0	0	0	185
519	Highland	47	91	0	0	7	0	145
514	Illinois Central	0	0	526	14	101	0	641
529	Illinois Eastern	(41)	(331)	(0)	(0)	(43)	(0)	(415)
	Frontier	1	41	0	0	3	0	45
	Lincoln Trail	21	74	0	0	19	0	114
	Olney Central	11	134	0	0	8	0	153
	Wabash	8	82	0	0	13	0	103
513	Illinois Valley	176	93	0	4	63	0	336
525	Joliet	290	92	0	0	18	0	400
520	Kankakee	68	32	0	0	27	0	127
501	Kaskaskia	155	41	0	0	18	0	214
523	Kishwaukee	78	161	0	0	0	0	239
532	Lake County	373	147	0	0	0	0	520
517	Lake Land	86	135	0	0	10	0	231
536	Lewis & Clark	10	200	0	0	0	0	210
526	Lincoln Land	314	98	0	0	0	0	412
530	Logan	194	93	0	0	0	0	287
528	McHenry	25	220	0	0	13	0	258
524	Moraine Valley	442	288	0	0	0	0	730
527	Morton	84	26	0	0	45	0	155
535	Oakton	214	0	0	5	0	0	219
505	Parkland	162	117	0	0	9	0	288
515	Prairie State	121	37	0	0	8	0	166
521	Rend Lake	126	56	0	0	0	0	182
537	Richland	83	97	0	0	2	0	182
511	Rock Valley	384	95	0	0	3	0	482
518	Sandburg	52	46	0	0	9	0	107
506	Sauk Valley	70	90	0	0	11	0	171
531	Shawnee	85	43	0	0	6	0	134
510	South Suburban	106	124	0	0	0	0	230
533	Southeastern	71	52	0	0	23	0	146
534	Spoon River	84	38	0	0	18	0	140
601	State Community	38	24	0	0	0	0	62
504	Triton	121	127	0	0	17	0	265
516	Waubonsee	56	215	0	0	9	6	286
539	Wood	44	30	0	0	0	1	75
	TOTALS	7,413	4,762	526	32	815	16	13,564

SOURCE OF DATA: A1 Submission

Illinois Community College Board
Table III-8
SUMMARY OF OCCUPATIONAL DEGREES AND CERTIFICATES AWARDED
IN FISCAL YEAR 1996

Dist. No.	District/College	Associate in Applied Science	Certificates of One Year or More	Certificates of Less Than One Year	Vocational Skills Certificates	Total
522	Belleville	467	213	380	0	1,060
503	Black Hawk	258	161	78	0	497
508	Chicago	(1,141)	(482)	(1,317)	(64)	(3,004)
	Daley	240	14	10	0	264
	Kennedy-King	137	124	223	0	484
	Malcolm X	243	80	124	0	447
	Olive-Harvey	87	17	63	0	167
	Truman	184	155	137	63	539
	Washington	98	59	665	0	822
	Wilbur Wright	152	33	95	1	281
507	Danville	121	9	31	0	161
502	DuPage	564	278	489	0	1,331
509	Elgin	206	154	190	0	550
512	Harper	335	49	346	0	730
540	Heartland	27	10	0	0	37
519	Highland	57	48	26	0	131
514	Illinois Central	469	136	136	1	742
529	Illinois Eastern	(379)	(168)	(165)	(0)	(712)
	Frontier	12	13	63	0	88
	Lincoln Trail	42	21	27	0	90
	Olney Central	205	122	26	0	353
	Wabash	120	12	49	0	181
513	Illinois Valley	153	67	155	0	375
525	Joliet	312	43	52	0	407
520	Kankakee	185	63	3	0	251
501	Kaskaskia	205	183	22	0	410
523	Kishwaukee	112	25	113	0	250
532	Lake County	299	44	108	0	451
517	Lake Land	286	158	126	0	570
536	Lewis & Clark	213	92	148	0	453
526	Lincoln Land	305	108	300	0	713
530	Logan	184	144	4	0	332
528	McHenry	41	55	196	0	292
524	Moraine Valley	355	67	146	0	568
527	Morton	122	45	23	0	190
535	Oakton	215	51	126	0	392
505	Parkland	430	97	81	0	608
515	Prairie State	176	75	30	0	281
521	Rend Lake	181	128	160	0	469
537	Richland	153	47	20	0	220
511	Rock Valley	184	53	343	0	580
518	Sandburg	127	139	46	0	312
506	Sauk Valley	128	32	50	0	210
531	Shawnee	103	73	0	0	176
510	South Suburban	275	71	181	0	527
533	Southeastern	145	212	146	0	503
534	Spoon River	49	31	7	0	87
601	State Community	49	19	41	0	109
504	Triton	540	261	117	1	919
516	Waubonsee	136	64	234	0	434
539	Wood	<u>82</u>	<u>59</u>	<u>56</u>	<u>69</u>	<u>266</u>
	TOTALS	9,769	4,214	6,192	135	20,310

SOURCE OF DATA: A1 Submission

Illinois Community College Board
Table III-9
SUMMARY OF ADULT BASIC AND ADULT SECONDARY CERTIFICATES
AWARDED IN FISCAL YEAR 1996

Dist. No.	District/College	ABE	ASE		ESL	Total
			GED	Unspecified		
522	Belleville	41	0	0	0	41
503	Black Hawk	0	264	77	0	341
508	Chicago	(0)	(1)	(0)	(0)	(1)
	Daley	0	0	0	0	0
	Kennedy-King	0	0	0	0	0
	Malcolm X	0	0	0	0	0
	Olive-Harvey	0	1	0	0	1
	Truman	0	0	0	0	0
	Washington	0	0	0	0	0
	Wilbur Wright	0	0	0	0	0
507	Danville	0	0	0	0	0
502	DuPage	0	0	0	0	0
509	Elgin	0	0	0	0	0
512	Harper	0	55	0	0	55
540	Heartland	0	0	0	0	0
519	Highland	0	81	0	0	81
514	Illinois Central	0	0	0	0	0
529	Illinois Eastern	(0)	(0)	(0)	(0)	(0)
	Frontier	0	0	0	0	0
	Lincoln Trail	0	0	0	0	0
	Olney Central	0	0	0	0	0
	Wabash	0	0	0	0	0
513	Illinois Valley	0	78	0	0	78
525	Joliet	0	0	0	0	0
520	Kankakee	0	154	0	0	154
501	Kaskaskia	0	87	0	0	87
523	Kishwaukee	0	148	0	0	148
532	Lake County	0	30	0	0	30
517	Lake Land	0	0	0	0	0
536	Lewis & Clark	0	0	0	0	0
526	Lincoln Land	0	0	0	0	0
530	Logan	0	0	0	0	0
528	McHenry	6	0	137	0	143
524	Moraine Valley	0	13	0	0	13
527	Morton	1	84	0	11	96
535	Oakton	0	0	0	0	0
505	Parkland	0	0	0	0	0
515	Prairie State	0	0	0	0	0
521	Rend Lake	0	0	0	0	0
537	Richland	0	63	0	0	63
511	Rock Valley	0	0	0	0	0
518	Sandburg	0	80	0	0	80
506	Sauk Valley	0	0	0	0	0
531	Shawnee	0	15	0	0	15
510	South Suburban	6	293	0	0	299
533	Southeastern	0	33	0	0	33
534	Spoon River	15	30	0	0	45
601	State Community	0	0	5	0	5
504	Triton	0	19	0	0	19
516	Waubonsee	0	0	0	0	0
539	Wood	2	55	1	12	77
	TOTALS	78	1,583	220	23	1,904

SOURCE OF DATA: A1 Submission

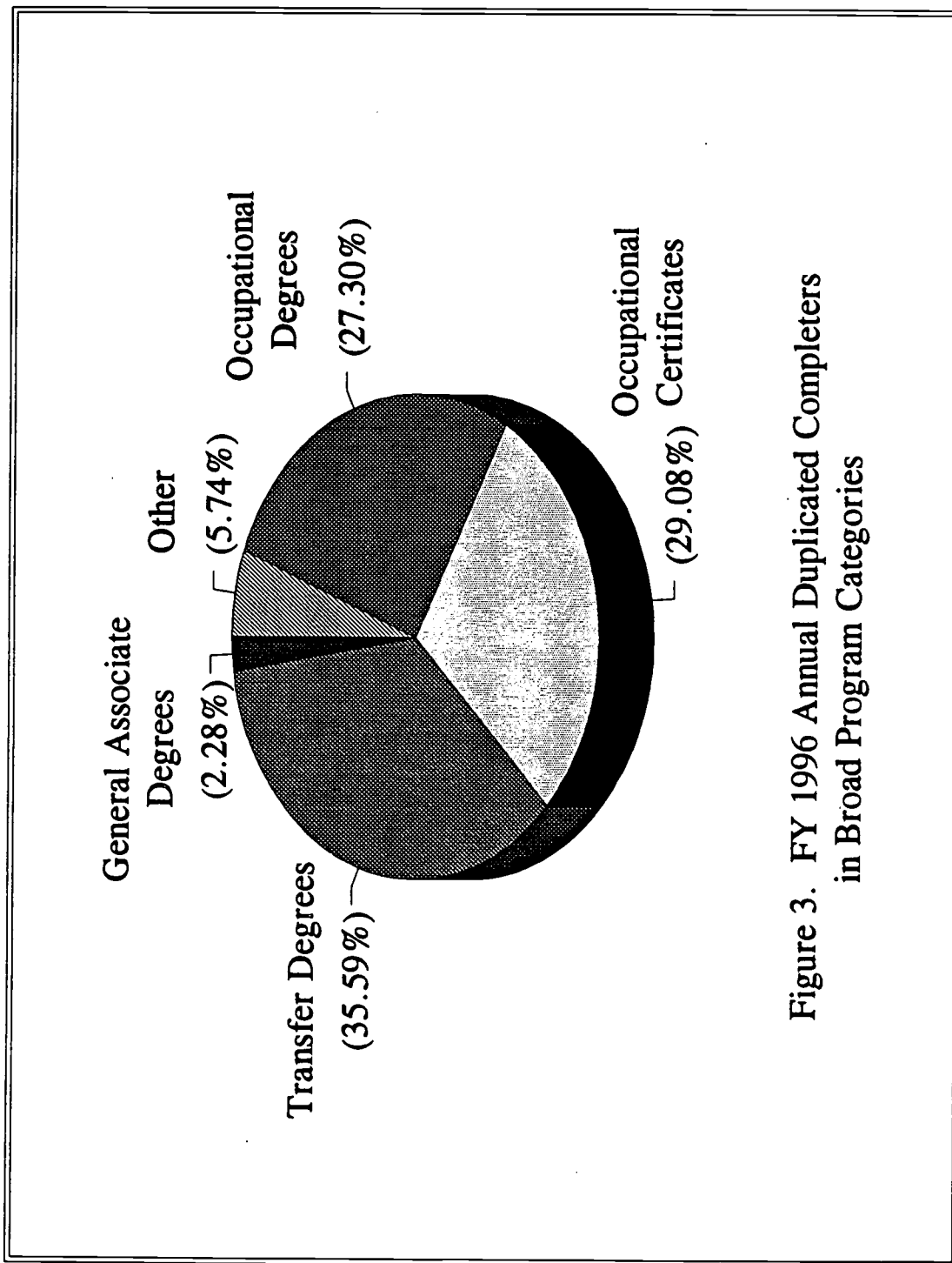


Figure 3. FY 1996 Annual Duplicated Completers in Broad Program Categories

Illinois Community College Board
Table III-10
ANNUAL DUPLICATED COMPLETERS BY ACADEMIC PROGRAM BY COLLEGE
FOR FISCAL YEAR 1996

Dist. No.	District/College	Associate in General Studies	Associate in Arts	Associate in Science	Associate in Arts & Science	Associate in Engineering Science	Agricultural Business & Mgmt., General 12 010101	Agricultural Mechanical, General 12 010201	Agricultural Production, General 12 010301	Animal Production 12 010302	Agricultural Supplies 12 010501
522	Belleville	0	425	326	0	0	0	0	0	0	0
503	Black Hawk	22	250	65	0	0	5	0	6	27	0
508	Chicago	(245)	(761)	(481)	(0)	(0)	(0)	(0)	(0)	(0)	(0)
	Daley	4	160	50	0	0	0	0	0	0	0
	Kennedy-King	23	67	19	0	0	0	0	0	0	0
	Malcolm X	12	51	64	0	0	0	0	0	0	0
	Olive-Harvey	11	106	23	0	0	0	0	0	0	0
	Truman	38	54	239	0	0	0	0	0	0	0
	Washington	119	156	21	0	0	0	0	0	0	0
	Wilbur Wright	38	167	65	0	0	0	0	0	0	0
507	Danville	0	44	41	0	0	1	0	0	0	0
502	DuPage	84	797	206	0	9	0	0	0	0	0
509	Elgin	4	204	192	0	0	0	0	0	0	0
512	Harper	0	585	174	0	0	0	0	0	0	0
540	Heartland	0	147	38	0	0	0	0	0	0	0
519	Highland	7	47	91	0	0	0	0	1	0	0
514	Illinois Central	101	0	0	526	14	11	13	0	0	0
529	Illinois Eastern	(43)	(41)	(331)	(0)	(0)	(15)	(0)	(7)	(0)	(0)
	Frontier	3	1	41	0	0	0	0	0	0	0
	Lincoln Trail	19	21	74	0	0	0	0	0	0	0
	Olney Central	8	11	134	0	0	0	0	0	0	0
	Wabash	13	8	82	0	0	15	0	7	0	0
513	Illinois Valley	63	176	93	0	4	0	0	0	0	1
525	Joliet	18	290	92	0	0	12	0	16	2	0
520	Kankakee	27	68	32	0	0	2	0	0	0	0
501	Kaskaskia	18	155	41	0	0	7	0	0	0	0
523	Kishwaukee	0	78	161	0	0	1	3	0	1	0
532	Lake County	0	373	147	0	0	0	0	0	0	0
517	Lake Land	10	86	135	0	0	10	26	17	1	0
536	Lewis & Clark	0	10	200	0	0	4	0	0	0	0
526	Lincoln Land	0	314	98	0	0	0	0	5	0	0
530	Logan	0	194	93	0	0	0	0	0	0	0
528	McHenry	13	25	220	0	0	0	0	0	0	0
524	Moraine Valley	0	442	288	0	0	0	0	0	0	0
527	Morton	45	84	26	0	0	0	0	0	0	0
535	Oakton	0	214	0	0	5	0	0	0	0	0
505	Parkland	9	162	117	0	0	6	0	0	3	0
515	Prairie State	8	121	37	0	0	0	0	0	0	0
521	Rend Lake	0	126	56	0	0	8	6	7	0	0
537	Richland	2	83	97	0	0	0	0	0	0	0
511	Rock Valley	3	384	95	0	0	0	0	0	0	0
518	Sandburg	9	52	46	0	0	0	0	2	0	0
506	Sauk Valley	11	70	90	0	0	0	0	0	0	0
531	Shawnee	6	85	43	0	0	0	0	0	0	0
510	South Suburban	0	106	124	0	0	0	0	0	0	0
533	Southeastern	23	71	52	0	0	0	7	0	0	0
534	Spoon River	18	84	38	0	0	0	8	5	0	0
601	State Community	0	38	24	0	0	0	0	0	0	0
504	Trion	17	121	127	0	0	0	0	0	0	0
516	Waubonsee	9	56	215	0	0	0	0	0	0	0
539	Wood	0	44	30	0	0	7	0	0	2	0
	TOTALS	815	7413	4762	526	32	89	63	66	43	1

SOURCE OF DATA: A1 Submission



Illinois Community College Board
Table III-10
ANNUAL DUPLICATED COMPLETERS BY ACADEMIC PROGRAM BY COLLEGE
FOR FISCAL YEAR 1996

Dist. No.	District/College	Horticulture & Care 12 010607	Horticulture, General 12 010601	Arboriculture 12 010602	Ornamental Horticulture 12 010603	Greenhouse Operation/Mgmt. 12 010604	Landscaping 12 010605	Nursery Operations/Mgmt. 12 010606	Turf Management 12 010607	Parks & Grounds Management 12 010610	Horticulture Production/Processing, General 12 030401
522	Belleville	0	12	0	0	0	0	0	0	0	0
503	Black Hawk	11	19	0	0	0	0	0	0	0	0
508	Chicago	(0)	(0)	(0)	(0)	(0)	(0)	(0)	(0)	(0)	(0)
	Daley	0	0	0	0	0	0	0	0	0	0
	Kennedy-King	0	0	0	0	0	0	0	0	0	0
	Malcolm X	0	0	0	0	0	0	0	0	0	0
	Olive-Harvey	0	0	0	0	0	0	0	0	0	0
	Truman	0	0	0	0	0	0	0	0	0	0
	Washington	0	0	0	0	0	0	0	0	0	0
	Wilbur Wright	0	0	0	0	0	0	0	0	0	0
507	Danville	0	0	0	5	0	12	0	0	0	0
502	DuPage	0	19	0	2	0	0	1	5	0	0
509	Elgin	0	0	0	0	0	0	0	0	0	0
512	Harper	0	11	2	6	1	2	0	1	8	0
540	Heartland	0	0	0	0	0	0	0	0	0	0
519	Highland	0	0	0	0	0	0	0	0	0	0
514	Illinois Central	0	22	0	0	0	0	0	1	0	0
529	Illinois Eastern	(0)	(2)	(0)	(0)	(0)	(0)	(0)	(0)	(0)	(0)
	Frontier	0	0	0	0	0	0	0	0	0	0
	Lincoln Trail	0	2	0	0	0	0	0	0	0	0
	Olney Central	0	0	0	0	0	0	0	0	0	0
	Wabash	0	0	0	0	0	0	0	0	0	0
513	Illinois Valley	0	0	0	0	0	0	0	0	0	0
525	Joliet	0	24	0	6	2	1	0	1	0	0
520	Kankakee	0	0	0	0	0	0	0	0	0	0
501	Kaskaskia	0	21	0	0	0	0	0	0	0	0
523	Kishwaukee	0	1	0	4	4	6	3	8	0	0
532	Lake County	0	0	2	6	0	10	0	3	0	0
517	Lake Land	0	0	0	0	0	0	0	0	0	0
536	Lewis & Clark	0	0	0	0	0	0	0	1	0	0
526	Lincoln Land	0	0	0	0	0	0	0	0	0	0
530	Logan	0	0	0	0	0	0	0	0	0	0
528	McHenry	0	3	0	2	0	1	0	0	0	0
524	Moraine Valley	0	0	0	0	0	0	0	0	0	0
527	Morton	0	0	0	0	0	0	0	0	0	0
535	Oakton	0	0	0	0	0	0	0	0	0	0
505	Parkland	0	0	0	0	0	0	0	0	0	0
515	Prairie State	0	0	0	0	0	0	0	0	0	0
521	Rend Lake	0	12	0	0	0	0	0	0	0	0
537	Richland	0	4	0	0	0	0	0	0	0	0
511	Rock Valley	0	0	0	0	0	0	0	0	0	0
518	Sandburg	0	0	0	0	0	0	0	0	0	0
506	Sauk Valley	0	0	0	0	0	0	0	0	0	0
531	Shawnee	0	0	0	0	0	0	0	0	0	0
510	South Suburban	0	0	0	0	0	0	0	0	0	0
533	Southeastern	0	0	1	0	1	9	1	1	0	7
534	Spoon River	0	0	0	0	0	0	0	0	0	0
601	State Community	0	4	0	0	0	0	0	0	0	0
504	Triton	0	0	0	0	2	5	0	0	0	0
516	Waubonsee	0	0	0	0	0	0	0	0	0	0
539	Wood	0	0	0	0	0	0	0	0	0	0
	TOTALS	11	154	3	31	23	46	4	21	8	7

SOURCE OF DATA: A1 Submission

BEST COPY AVAILABLE



Illinois Community College Board
Table III-10
ANNUAL DUPLICATED COMPLETERS BY ACADEMIC PROGRAM BY COLLEGE
FOR FISCAL YEAR 1996

Dist. No.	District/College	Wildlife Management 12 030601	Fashion Merchandising 12 080102	Financial Services Marketing Operations 12 080401	Industrial Marketing 12 081702	Retailing 12 080705	General Marketing/Sales 12 080706	General Marketing Operations 12 080708	General Distribution Operations 12 080709	Recreation Products/Services Marketing Operations 12 080903	Insurance Marketing (Operations 12 081001)
522	Belleville	0	0	0	0	1	14	0	0	0	0
503	Black Hawk	0	1	0	0	0	0	0	0	0	0
508	Chicago	(0)	(0)	(0)	(0)	(0)	(20)	(0)	(0)	(0)	(0)
	Daley	0	0	0	0	0	4	0	0	0	0
	Kennedy-King	0	0	0	0	0	0	0	0	0	0
	Malcolm X	0	0	0	0	0	0	0	0	0	0
	Olive-Harvey	0	0	0	0	0	3	0	0	0	0
	Truman	0	0	0	0	0	2	0	0	0	0
	Washington	0	0	0	0	0	3	0	0	0	0
	Wilbur Wright	0	0	0	0	0	8	0	0	0	0
507	Danville	0	0	0	0	0	9	0	0	0	0
502	DuPage	0	2	0	0	0	14	0	21	0	0
509	Elgin	0	0	0	0	0	6	0	0	0	0
512	Harper	0	5	0	3	3	9	0	46	0	3
540	Heartland	0	0	0	0	0	0	0	0	0	0
519	Highland	0	0	0	0	0	0	0	0	0	0
514	Illinois Central	0	0	0	0	0	7	0	2	0	0
529	Illinois Eastern	(0)	(0)	(0)	(0)	(15)	(7)	(0)	(0)	(0)	(0)
	Frontier	0	0	0	0	0	0	0	0	0	0
	Lincoln Trail	0	0	0	0	0	0	0	0	0	0
	Olney Central	0	0	0	0	0	0	0	0	0	0
	Wabash	0	0	0	0	15	7	0	0	0	0
513	Illinois Valley	0	0	0	0	0	8	0	0	0	0
525	Joliet	0	0	0	0	3	9	0	0	0	0
520	Kankakee	0	0	0	0	0	0	0	0	0	0
501	Kaskaskia	0	0	0	0	1	0	0	0	0	0
523	Kishwaukee	0	0	0	0	2	0	0	0	0	0
532	Lake County	0	0	0	0	0	11	0	0	0	0
517	Lake Land	0	0	0	0	17	1	0	0	0	0
536	Lewis & Clark	0	0	0	0	0	0	0	0	0	0
526	Lincoln Land	0	0	0	0	0	3	0	0	0	0
530	Logan	0	6	0	0	0	13	0	0	0	0
528	McHenry	0	0	0	0	0	1	0	0	0	0
524	Moraine Valley	0	0	0	0	1	0	1	2	0	0
527	Morton	0	0	0	0	0	0	0	0	0	0
535	Oakton	0	0	0	0	2	13	3	0	0	0
505	Parkland	0	0	0	0	2	3	1	0	0	0
515	Prairie State	0	0	0	0	0	0	0	0	0	0
521	Rend Lake	0	0	0	0	0	2	0	0	0	0
537	Richland	0	0	0	0	3	0	0	0	0	0
511	Rock Valley	0	0	1	0	0	5	0	0	0	0
518	Sandburg	0	0	0	0	0	2	0	0	0	0
506	Sauk Valley	0	0	0	0	0	2	0	0	0	0
531	Shawnee	3	0	0	0	0	0	0	0	0	0
510	South Suburban	0	1	0	0	0	5	0	0	0	0
533	Southeastern	11	0	0	0	0	0	0	0	0	0
534	Spoon River	0	0	0	0	0	0	0	0	0	0
601	State Community	0	0	0	0	0	0	0	0	0	0
504	Triton	0	1	3	0	0	7	1	0	0	0
516	Waubonsee	0	0	0	0	0	0	0	0	0	0
539	Wood	0	0	0	0	0	0	0	0	0	0
	TOTALS	14	16	4	3	53	171	1	75	2	3

SOURCE OF DATA: A1 Submission



Illinois Community College Board
Table III-10
ANNUAL DUPLICATED COMPLETERS BY ACADEMIC PROGRAM BY COLLEGE
FOR FISCAL YEAR 1996

Dist. No.	District/College	Travel Services Marketing 12 081103	Print Journalism 12 090401	Public Relations 12 090501	Radio/Television, General 12 090701	Educational Media Technology 12 100101	Radio/Television Production 12 100104	Funeral Services 12 120301	Cosmetology 12 120403	Bakery/Pastry Chef 12 120501	Culinary Arts/Chef Training 12 120503
522	Belleville	0	0	0	0	0	0	0	20	0	1
503	Black Hawk	0	0	0	0	0	1	0	0	1	13
508	Chicago	(4)	(0)	(0)	(28)	(0)	(0)	(15)	(93)	(0)	(23)
	Daley	0	0	0	0	0	0	0	0	0	0
	Kennedy-King	0	0	0	28	0	0	0	0	0	23
	Malcolm X	0	0	0	0	0	0	15	0	0	0
	Olive-Harvey	0	0	0	0	0	0	0	0	0	0
	Truman	0	0	0	0	0	0	0	93	0	0
	Washington	4	0	0	0	0	0	0	0	0	0
	Wilbur Wright	0	0	0	0	0	0	0	0	0	0
507	Danville	0	0	0	0	0	0	0	0	0	0
502	DuPage	213	0	0	0	0	0	0	0	0	6
509	Elgin	13	0	0	0	0	0	0	0	0	9
512	Harper	0	2	0	0	0	0	0	0	0	1
540	Heartland	0	0	0	0	0	0	0	0	0	0
519	Highland	0	0	0	0	0	0	0	9	0	0
514	Illinois Central	0	0	0	0	0	0	0	0	0	8
529	Illinois Eastern	(0)	(0)	(0)	(7)	(0)	(0)	(0)	(14)	(0)	(14)
	Frontier	0	0	0	0	0	0	0	0	0	0
	Lincoln Trail	0	0	0	0	0	0	0	0	0	14
	Olney Central	0	0	0	0	0	0	0	12	0	0
	Wabash	0	0	0	7	0	0	0	2	0	0
513	Illinois Valley	0	0	0	0	0	0	0	0	0	13
525	Joliet	0	0	0	0	0	0	0	0	0	26
520	Kankakee	0	0	0	0	0	0	0	0	0	0
501	Kaskaskia	0	0	0	0	0	0	0	22	0	14
523	Kishwaukee	0	0	0	0	0	0	0	0	0	0
532	Lake County	0	0	0	0	0	0	0	0	0	1
517	Lake Land	0	0	0	3	0	0	0	18	0	0
536	Lewis & Clark	0	0	0	3	0	0	0	0	0	0
526	Lincoln Land	0	0	0	0	0	0	0	0	0	41
530	Logan	8	0	0	0	0	0	0	32	0	0
528	McHenry	0	0	0	0	0	0	0	0	0	0
524	Moraine Valley	34	0	0	0	0	0	0	0	0	0
527	Morton	0	0	0	0	0	0	0	0	0	0
535	Oakton	0	0	0	0	0	0	0	0	0	0
505	Parkland	11	2	0	3	0	0	0	0	0	0
515	Prairie State	0	0	0	0	0	0	0	0	0	0
521	Rend Lake	0	0	0	0	0	0	0	0	0	20
537	Richland	0	0	0	0	0	0	0	0	0	0
511	Rock Valley	0	0	0	0	0	0	0	0	0	0
518	Sandburg	0	0	0	0	0	0	0	17	0	0
506	Sauk Valley	0	0	0	0	0	0	0	0	0	0
531	Shawnee	0	0	0	0	0	0	0	14	0	1
510	South Suburban	0	0	0	0	0	0	0	1	0	0
533	Southeastern	0	0	0	0	0	0	0	10	0	7
534	Spoon River	0	0	0	0	0	0	0	0	0	0
601	State Community	0	0	0	0	0	0	0	0	0	0
504	Triton	0	0	0	0	0	0	0	0	0	11
516	Waubonsee	4	0	0	0	0	0	0	0	0	0
539	Wood	0	0	0	0	0	5	0	3	0	0
	TOTALS	287	4	1	44	8	6	15	253	16	209

SOURCE OF DATA: A1 Submission



BEST COPY AVAILABLE

Illinois Community College Board
Table III-10
ANNUAL DUPLICATED COMPLETERS BY ACADEMIC PROGRAM BY COLLEGE
FOR FISCAL YEAR 1996

Dist No.	District/College	Food & Beverage/Restaurant Operations Manager 12 120604	Teacher Assistant/Aide 12 131501	Civil Technology 12 150201	Computer Technology 12 150301	Electronic Technology 12 150303	Laser & Optical Technology/Technician 12 150304	Telecommunication Electronics Technology 12 150310	Biomedical Equipment Technology 12 150401	Computer Servicing Technology 12 150402	Electromechanical Technology 12 150403
522	Belleville	5	0	0	0	1	0	0	0	0	0
503	Black Hawk	1	0	4	0	0	0	0	0	10	8
508	Chicago	(10)	(5)	(0)	(0)	(5)	(0)	(5)	(0)	(10)	(0)
	Daley	0	0	0	0	0	0	5	0	3	0
	Kennedy-King	10	1	0	0	0	0	0	0	0	0
	Malcolm X	0	2	0	0	0	0	0	0	0	0
	Olive-Harvey	0	0	0	0	0	0	0	0	0	0
	Truman	0	0	0	0	5	0	0	0	0	0
	Washington	0	2	0	0	0	0	0	0	0	0
	Wilbur Wright	0	0	0	0	0	0	0	0	0	0
507	Danville	0	1	0	0	0	0	0	0	0	0
502	DuPage	6	0	0	0	7	0	0	0	23	0
509	Elgin	4	2	0	0	2	0	0	0	0	0
512	Harper	9	0	0	0	9	0	0	0	2	0
540	Heartland	0	0	0	0	0	0	0	0	0	0
519	Highland	0	0	0	0	2	0	0	0	0	0
514	Illinois Central	0	0	0	0	28	0	0	0	0	0
529	Illinois Eastern	(0)	(5)	(0)	(0)	(9)	(0)	(0)	(0)	(0)	(0)
	Frontier	0	5	0	0	0	0	0	0	0	0
	Lincoln Trail	0	0	0	0	0	0	0	0	0	0
	Olney Central	0	0	0	0	0	0	0	0	0	0
	Wabash	0	0	0	0	9	0	0	0	0	0
513	Illinois Valley	0	0	0	0	6	0	0	0	0	0
525	Joliet	9	9	0	0	8	0	0	0	0	0
520	Kankakee	0	0	0	0	6	0	0	0	0	0
501	Kaskaskia	0	1	0	0	35	0	0	0	0	0
523	Kishwaukee	0	0	0	0	1	0	0	0	0	0
532	Lake County	3	0	4	0	7	0	0	0	0	1
517	Lake Land	0	0	20	0	10	0	3	0	0	3
536	Lewis & Clark	2	12	0	0	0	0	0	0	0	0
526	Lincoln Land	0	5	0	0	29	0	0	0	0	0
530	Logan	0	2	0	0	8	0	0	0	0	0
528	McHenry	0	1	0	0	34	0	0	0	0	0
524	Moraine Valley	11	5	0	0	2	0	0	0	0	0
527	Morton	0	0	0	0	0	0	4	0	2	0
535	Oakton	11	0	0	0	11	0	0	1	1	0
505	Parkland	3	0	0	0	4	0	0	0	8	0
515	Prairie State	0	0	0	0	5	0	0	0	0	0
521	Rend Lake	0	0	0	10	11	0	0	0	0	0
537	Richland	0	0	0	0	0	0	0	4	0	0
511	Rock Valley	0	0	0	0	22	0	0	0	0	0
518	Sandburg	0	0	0	0	24	0	0	0	0	0
506	Sauk Valley	0	0	0	0	4	0	0	0	0	0
531	Shawnee	3	3	0	0	3	0	0	0	0	0
510	South Suburban	0	1	0	0	16	0	0	5	0	0
533	Southeastern	0	0	0	0	0	0	0	0	0	0
534	Spoon River	0	0	0	0	8	0	0	0	0	0
601	State Community	0	0	0	0	0	0	0	0	0	0
504	Triton	8	0	0	0	16	1	0	0	16	0
516	Waubonsee	0	0	0	0	32	0	0	0	0	0
539	Wood	0	0	0	0	0	0	0	0	0	0
	TOTALS	85	52	28	10	365	1	12	10	72	12

SOURCE OF DATA: A1 Submission



Illinois Community College Board
Table III-10
ANNUAL DUPLICATED COMPLETERS BY ACADEMIC PROGRAM BY COLLEGE
FOR FISCAL YEAR 1996

Dist. No.	District/College	Instrumentation Technology 12 150404	Robotics Technology 12 150405	Fluid Power Technology 12 150410	Automated Manufacturing Technology 12 150411	Energy Conservation/Use Technology 12 150503	Water/Wastewater Technology 12 150506	Environmental & Pollution Tech/Technician 12 150507	Industrial Technology 12 150603	Plastic Technology 12 150607	Metallurgical Technology/Technician 12150611
522	Belleville	0	0	0	0	0	0	0	2	0	0
503	Black Hawk	8	3	0	6	0	0	1	9	0	0
508	Chicago	(0)	(0)	(0)	(0)	(0)	(0)	(12)	(0)	(0)	(0)
	Daley	0	0	0	0	0	0	0	0	0	0
	Kennedy-King	0	0	0	0	0	0	0	0	0	0
	Malcolm X	0	0	0	0	0	0	0	0	0	0
	Olive-Harvey	0	0	0	0	0	0	0	0	0	0
	Truman	0	0	0	0	0	0	0	0	0	0
	Washington	0	0	0	0	0	0	0	0	0	0
	Wilbur Wright	0	0	0	0	0	0	12	0	0	0
507	Danville	0	0	0	0	0	0	0	1	0	0
502	DuPage	0	1	0	1	0	0	0	6	18	0
509	Elgin	0	0	0	3	0	0	0	0	5	0
512	Harper	0	0	0	9	0	0	0	1	0	0
540	Heartland	0	0	0	0	0	0	0	0	0	0
519	Highland	0	0	0	0	0	0	0	1	0	0
514	Illinois Central	0	1	0	0	0	0	0	5	0	0
529	Illinois Eastern	(0)	(0)	(0)	(0)	(0)	(0)	(0)	(0)	(0)	(5)
	Frontier	0	0	0	0	0	0	0	0	0	0
	Lincoln Trail	0	0	0	0	0	0	0	0	0	0
	Olney Central	0	0	0	0	0	0	0	0	0	5
	Wabash	0	0	0	0	0	0	0	0	0	0
513	Illinois Valley	0	0	0	2	0	0	0	0	2	0
525	Joliet	0	0	0	0	0	0	0	2	0	0
520	Kankakee	0	0	0	0	0	0	0	0	0	0
501	Kaskaskia	0	3	0	0	0	0	0	0	0	0
523	Kishwaukee	0	0	0	2	0	0	0	0	0	0
532	Lake County	0	0	0	6	1	0	0	0	0	0
517	Lake Land	0	0	0	0	0	0	0	0	0	0
536	Lewis & Clark	0	0	0	0	0	0	0	1	0	0
526	Lincoln Land	0	0	0	0	0	0	0	0	0	0
530	Logan	0	0	0	5	0	0	0	0	0	0
528	McHenry	0	0	0	0	0	0	0	1	0	0
524	Moraine Valley	13	0	0	1	0	0	0	6	0	0
527	Morton	0	0	0	0	0	0	0	0	0	0
535	Oakton	0	0	0	1	0	0	0	0	0	0
505	Parkland	0	0	0	0	0	0	0	0	0	0
515	Prairie State	0	0	0	0	0	0	0	2	0	0
521	Rend Lake	0	0	0	0	0	0	0	0	0	0
537	Richland	0	0	0	4	0	0	0	2	0	0
511	Rock Valley	0	0	0	0	0	0	0	8	0	0
518	Sandburg	0	0	0	0	0	0	0	1	0	0
506	Sauk Valley	0	0	0	0	0	0	0	0	0	0
531	Shawnee	0	0	0	0	0	0	0	0	0	0
510	South Suburban	0	0	0	0	0	0	0	0	0	0
533	Southeastern	0	0	0	0	0	0	0	0	0	0
534	Spoon River	0	0	0	0	0	0	0	0	0	0
601	State Community	0	0	0	0	0	0	0	0	0	0
504	Triton	0	2	0	9	0	0	0	0	1	1
516	Waubonsee	0	4	0	0	0	0	0	0	0	0
539	Wood	0	0	0	0	0	0	0	0	0	0
	TOTALS	21	14	2	49	1	14	48	26	6	

SOURCE OF DATA: A1 Submission



Illinois Community College Board
Table III-10
ANNUAL DUPLICATED COMPLETERS BY ACADEMIC PROGRAM BY COLLEGE
FOR FISCAL YEAR 1996

Dist. No.	District/College	Quality Control Technology 12 150702	Mechanical Design Technology 12 150805	Computer-Aided Design 12 150810	Mining Technology/Technician 12 150901	Surveying 12 151102	Child Care/Development 12 200202	Fashion Design/Coordination 12 200306	Food Production/Management 12 200401	Electric Aide/Assisting 12 200404
522	Belleville	0	0	0	0	0	14	0	6	0
503	Black Hawk	0	5	5	0	0	23	0	0	0
508	Chicago	(0)	(0)	(37)	(0)	(0)	(230)	(0)	(632)	(24)
	Daley	0	0	0	0	0	15	0	0	0
	Kennedy-King	0	0	0	0	0	23	0	39	0
	Malcolm X	0	0	0	0	0	30	0	7	24
	Olive-Harvey	0	0	0	0	0	46	0	0	0
	Truman	0	0	0	0	0	88	0	0	0
	Washington	0	0	0	0	0	28	0	586	0
	Wilbur Wright	0	0	37	0	0	0	0	0	0
507	Danville	0	0	0	0	0	6	0	0	0
502	DuPage	0	0	8	0	0	31	3	0	0
509	Elgin	0	0	15	0	0	3	0	0	0
512	Harper	1	3	2	0	0	30	10	0	8
540	Heartland	0	0	0	0	0	1	0	0	0
519	Highland	0	0	7	0	0	13	0	0	0
514	Illinois Central	0	9	2	0	0	22	0	0	7
529	Illinois Eastern	(2)	(2)	(3)	(2)	(0)	(19)	(0)	(0)	(0)
	Frontier	2	0	0	0	0	0	0	0	0
	Lincoln Trail	0	2	3	0	0	0	0	0	0
	Olney Central	0	0	0	0	0	0	0	0	0
	Wabash	0	0	0	2	0	19	0	0	0
513	Illinois Valley	3	5	2	0	0	28	0	0	0
525	Joliet	0	2	0	0	0	1	0	0	0
520	Kankakee	0	0	9	0	0	16	0	0	0
501	Kaskaskia	0	0	3	0	0	7	0	0	0
523	Kishwaukee	0	0	17	0	0	3	0	0	0
532	Lake County	0	2	13	0	0	12	0	0	0
517	Lake Land	0	1	13	0	0	11	0	0	0
536	Lewis & Clark	0	0	9	0	0	16	0	0	0
526	Lincoln Land	0	0	0	0	3	9	0	0	0
530	Logan	0	0	7	0	0	13	0	0	0
528	McHenry	0	2	5	0	0	14	0	0	0
524	Moraine Valley	11	6	2	0	0	30	0	0	0
527	Morton	0	0	6	0	0	0	0	0	0
535	Oakton	0	1	17	0	0	23	0	0	0
505	Parkland	0	0	4	0	0	20	0	0	0
515	Prairie State	0	0	1	0	0	15	0	0	0
521	Rend Lake	0	0	9	1	0	4	0	0	0
537	Richland	0	0	0	0	0	42	0	0	0
511	Rock Valley	10	0	10	0	0	8	0	0	0
518	Sandburg	0	3	2	0	0	6	0	0	0
506	Sauk Valley	10	3	6	0	0	16	0	0	0
531	Shawnee	0	0	0	0	0	5	0	0	0
510	South Suburban	0	0	27	0	0	5	0	0	0
533	Southeastern	0	0	0	0	10	11	0	0	0
534	Spoon River	0	0	0	0	0	0	0	0	0
601	State Community	0	0	0	0	0	13	0	0	0
504	Triton	0	6	4	0	0	39	0	0	0
516	Waubonsee	4	0	9	0	0	43	0	0	0
539	Wood	0	0	3	0	0	13	0	0	1
	TOTALS	41	50	262	3	13	815	13	638	40

SOURCE OF DATA: A1 Submission

BEST COPY AVAILABLE



Illinois Community College Board
Table III-10
ANNUAL DUPLICATED COMPLETERS BY ACADEMIC PROGRAM BY COLLEGE
FOR FISCAL YEAR 1996

Dist. No.	District/College	Home Furnishings/Equip. Installers & Consultants, General 12 200501	Custodial Services 12 200604	Legal Assisting 12 220103	Technical/Business Writing 12 231101	Library Assisting 12 250301	Parks, Recreation, & Leisure Facilities Mgmt. 12 310301	Exercise Sciences/Physiology & Movement Studies 12 310503	Biological Technology/Technician 12 410101	Chemical Technology 12 410301	Corrections 12 430102
522	Belleville	0	0	0	0	0	0	0	0	1	0
503	Black Hawk	1	0	10	3	10	0	0	0	0	0
508	Chicago	(0)	(0)	(0)	(0)	(6)	(0)	(0)	(9)	(5)	(0)
	Daley	0	0	0	0	0	0	0	0	0	0
	Kennedy-King	0	0	0	0	0	0	0	0	0	0
	Malcolm X	0	0	0	0	0	0	0	0	0	0
	Olive-Harvey	0	0	0	0	0	0	0	0	0	0
	Truman	0	0	0	0	0	0	0	9	5	0
	Washington	0	0	0	0	0	0	0	0	0	0
	Wilbur Wright	0	0	0	0	6	0	0	0	0	0
507	Danville	0	0	0	0	0	0	0	0	0	0
502	DuPage	25	0	0	0	41	5	0	0	0	0
509	Elgin	0	0	19	0	0	0	0	0	0	0
512	Harper	13	0	71	0	0	0	14	0	0	0
540	Heartland	0	0	0	0	0	0	0	0	0	0
519	Highland	0	0	0	0	0	0	0	0	0	0
514	Illinois Central	7	0	23	0	2	0	0	0	0	0
529	Illinois Eastern	(0)	(0)	(0)	(0)	(0)	(0)	(0)	(0)	(0)	(0)
	Frontier	0	0	0	0	0	0	0	0	0	0
	Lincoln Trail	0	0	0	0	0	0	0	0	0	0
	Olney Central	0	0	0	0	0	0	0	0	0	0
	Wabash	0	0	0	0	0	0	0	0	0	0
513	Illinois Valley	0	21	0	0	0	0	0	0	0	0
525	Joliet	9	0	0	0	0	0	0	0	0	7
520	Kankakee	0	0	0	0	0	0	0	0	0	0
501	Kaskaskia	0	0	0	0	0	0	0	0	0	0
523	Kishwaukee	0	0	0	0	0	0	0	0	0	0
532	Lake County	0	0	0	1	6	0	0	5	1	1
517	Lake Land	0	0	0	0	0	0	0	0	0	0
536	Lewis & Clark	0	0	0	0	0	0	0	0	0	0
526	Lincoln Land	0	0	0	0	0	0	0	0	0	2
530	Logan	0	0	0	0	0	0	0	0	0	0
528	McHenry	0	0	0	0	0	0	0	0	0	0
524	Moraine Valley	0	0	0	0	0	4	0	0	0	0
527	Morton	0	0	0	0	0	0	0	0	0	0
535	Oakton	0	0	0	0	0	0	0	0	0	0
505	Parkland	0	0	0	0	0	0	0	0	0	0
515	Prairie State	5	0	0	0	0	0	0	0	0	0
521	Rend Lake	0	0	0	0	0	0	0	0	0	0
537	Richland	0	0	0	0	0	0	0	0	0	0
511	Rock Valley	0	0	0	0	1	0	0	0	0	0
518	Sandburg	0	38	0	0	0	0	0	0	0	0
506	Sauk Valley	0	0	0	0	0	0	0	0	1	0
531	Shawnee	0	0	0	0	0	0	0	0	0	0
510	South Suburban	0	0	25	0	0	0	0	0	0	0
533	Southeastern	0	0	0	0	0	0	0	0	0	6
534	Spoon River	0	0	0	0	0	0	0	0	0	0
601	State Community	0	0	0	0	0	0	0	0	0	0
504	Triton	2	0	0	0	0	0	0	0	0	3
516	Waubonsee	0	0	0	0	0	0	0	0	0	0
539	Wood	0	0	0	0	0	0	0	0	0	0
	TOTALS	62	59	148	4	66	9	14	9	11	20

SOURCE OF DATA: A1 Submission



BEST COPY AVAILABLE

Illinois Community College Board
Table III-10
ANNUAL DUPLICATED COMPLETERS BY ACADEMIC PROGRAM BY COLLEGE
FOR FISCAL YEAR 1996

Dist. No.	District/College	Law Enforcement/Police Science 12 430107	Security Services (Private) 12 430109	Fire Control/Safety Technology 12 430201	Fire Officer 12 430202	Firefighting 12 430203	Social Work/Social Service 12 440701	Carpentry 12 460201	Electrician 12 460302	Building/Property Maintenance 12 460401	Construction Cement Mason 12 460402
522	Belleville	149	2	7	0	3	0	40	19	0	5
503	Black Hawk	13	0	0	0	0	0	0	0	0	0
508	Chicago	(73)	(2)	(8)	(0)	(0)	(26)	(0)	(0)	(0)	(0)
	Daley	25	2	0	0	0	0	0	0	0	0
	Kennedy-King	0	0	0	0	0	20	0	0	0	0
	Malcolm X	0	0	0	0	0	0	0	0	0	0
	Olive-Harvey	2	0	0	0	0	0	0	0	0	0
	Truman	7	0	0	0	0	0	0	0	0	0
	Washington	18	0	8	0	0	6	0	0	0	0
	Wilbur Wright	21	0	0	0	0	0	0	0	0	0
507	Danville	8	0	0	0	0	8	0	0	0	0
502	DuPage	42	0	24	1	0	11	0	0	6	0
509	Elgin	6	0	3	0	0	13	0	0	0	0
512	Harper	25	0	8	0	0	0	0	0	0	0
540	Heartland	0	0	0	0	0	0	0	0	0	0
519	Highland	0	0	0	0	0	0	0	0	0	0
514	Illinois Central	31	0	20	0	0	0	0	0	0	0
529	Illinois Eastern	(5)	(0)	(0)	(0)	(10)	(9)	(0)	(0)	(0)	(0)
	Frontier	0	0	0	0	10	0	0	0	0	0
	Lincoln Trail	0	0	0	0	0	0	0	0	0	0
	Olney Central	5	0	0	0	0	0	0	0	0	0
	Wabash	0	0	0	0	0	9	0	0	0	0
513	Illinois Valley	24	0	3	0	0	0	0	7	0	0
525	Joliet	10	0	5	2	0	0	0	0	0	0
520	Kankakee	16	0	0	0	0	0	0	0	0	0
501	Kaskaskia	24	0	0	0	0	0	0	0	0	0
523	Kishwaukee	5	0	0	0	0	0	0	3	1	0
532	Lake County	22	0	5	0	0	4	0	1	0	0
517	Lake Land	6	0	0	0	0	21	0	0	12	0
536	Lewis & Clark	22	0	2	0	0	0	0	0	0	0
526	Lincoln Land	44	1	1	0	1	0	0	0	27	0
530	Logan	34	0	0	0	0	0	0	0	0	0
528	McHenry	3	0	0	0	2	0	0	0	0	0
524	Moraine Valley	30	0	12	0	0	0	0	0	0	0
527	Morton	11	0	0	0	0	0	0	0	0	0
535	Oakton	15	0	9	0	0	7	0	0	1	0
505	Parkland	25	0	1	0	0	0	0	0	3	0
515	Prairie State	9	0	1	0	0	0	0	17	0	0
521	Rend Lake	21	0	0	0	0	0	0	0	2	0
537	Richland	7	0	2	0	0	0	0	0	0	0
511	Rock Valley	4	0	4	1	0	8	0	17	0	0
518	Sandburg	4	0	8	0	0	0	0	0	0	0
506	Sauk Valley	6	0	0	0	0	5	0	0	0	0
531	Shawnee	5	1	0	0	0	2	0	0	0	0
510	South Suburban	12	0	4	0	0	9	0	0	0	0
533	Southeastern	12	0	0	0	0	0	0	0	0	0
534	Spoon River	1	0	0	0	26	0	0	0	0	0
601	State Community	6	0	0	0	0	0	0	1	0	0
504	Triton	18	0	11	0	0	0	0	1	0	0
516	Waubonsec	10	1	6	0	3	3	0	0	0	0
539	Wood	0	0	0	0	0	0	0	0	0	0
	TOTALS	758	7	144	4	45	126	40	66	52	5

SOURCE OF DATA: AI Submission



BEST COPY AVAILABLE

Illinois Community College Board
Table III-10
ANNUAL DUPLICATED COMPLETERS BY ACADEMIC PROGRAM BY COLLEGE
FOR FISCAL YEAR 1996

Dist. No.	District/College	Construction Inspection 12 460403	Painter & Wallcoverer 12 460418	Plumber & Pipefitter 12 460501	Construction Trades 12 461000	Electrical/Electronics Equipment Installer/Repairer, General 12 470101	Communications Electronics 12 470103	Computer Electronics Maintenance/Repair 12 470104	Industrial Electronics 12 470105	Major Appliance Repair 12 470106	Heating, Air Conditioning, & Refrigeration Mechanics 12 470201
522	Belleville	0	2	3	6	0	6	20	16	6	40
503	Black Hawk	0	0	0	10	0	0	0	0	0	1
508	Chicago	(0)	(0)	(0)	(0)	(5)	(12)	(11)	(3)	(0)	(12)
	Daley	0	0	0	0	0	0	0	3	0	0
	Kennedy-King	0	0	0	0	0	1	0	0	0	12
	Malcolm X	0	0	0	0	0	0	0	0	0	0
	Olive-Harvey	0	0	0	0	0	0	11	0	0	0
	Truman	0	0	0	0	0	0	0	0	0	0
	Washington	0	0	0	0	0	0	0	0	0	0
	Wilbur Wright	0	0	0	0	0	11	0	0	0	0
507	Danville	0	0	0	0	0	0	0	9	0	0
502	DuPage	0	0	0	0	0	0	0	8	0	27
509	Elgin	0	0	0	0	0	0	2	0	0	11
512	Harper	6	0	0	0	3	0	1	8	0	49
540	Heartland	0	0	0	0	0	0	0	0	0	0
519	Highland	0	0	0	0	0	0	1	0	0	0
514	Illinois Central	0	0	0	26	0	1	0	0	0	31
529	Illinois Eastern	(0)	(0)	(0)	(2)	(0)	(16)	(0)	(0)	(0)	(2)
	Frontier	0	0	0	0	0	0	0	0	0	0
	Lincoln Trail	0	0	0	2	0	16	0	0	0	2
	Olney Central	0	0	0	0	0	0	0	0	0	0
	Wabash	0	0	0	0	0	0	0	0	0	0
513	Illinois Valley	0	0	0	0	0	0	0	0	0	0
525	Joliet	0	0	0	5	0	0	0	26	0	2
520	Kankakee	0	0	0	0	0	0	0	8	0	3
501	Kaskaskia	0	0	0	26	0	0	0	0	0	0
523	Kishwaukee	0	0	0	0	0	0	0	0	0	0
532	Lake County	0	0	0	8	0	0	0	1	0	23
517	Lake Land	0	0	0	8	0	2	0	0	0	6
536	Lewis & Clark	0	0	0	0	0	0	3	4	0	0
526	Lincoln Land	0	0	0	20	0	0	0	16	0	31
530	Logan	0	0	0	0	0	0	0	0	0	4
528	McHenry	0	0	0	0	0	0	0	0	0	0
524	Moraine Valley	0	0	0	0	0	0	2	0	0	7
527	Monon	0	0	0	0	0	0	0	0	0	2
535	Oakton	0	0	0	0	0	0	0	0	0	2
505	Parkland	0	0	0	8	0	0	0	4	0	0
515	Prairie State	0	0	0	0	0	0	0	4	0	12
521	Rend Lake	0	0	0	13	0	0	0	0	0	6
537	Richland	0	0	0	0	0	0	0	15	0	0
511	Rock Valley	0	0	0	6	0	0	0	2	0	0
518	Sandburg	0	0	0	0	0	0	0	0	0	0
506	Sauk Valley	0	0	0	0	0	2	1	2	0	2
531	Shawnee	0	0	0	0	0	0	0	2	0	0
510	South Suburban	1	0	0	4	0	0	0	0	0	0
533	Southeastern	0	0	0	11	0	0	0	2	0	0
534	Spoon River	0	0	0	0	0	0	0	0	0	0
601	State Community	0	0	0	0	0	0	0	0	0	0
504	Triton	0	0	0	9	0	0	0	0	0	37
516	Waubensee	0	0	0	0	0	0	0	0	0	19
539	Wood	0	0	0	10	0	0	0	4	0	0
	TOTALS	7	2	3	162	8	39	45	134	6	329

SOURCE OF DATA: A1 Submission



Illinois Community College Board
Table III-10
ANNUAL DUPLICATED COMPLETERS BY ACADEMIC PROGRAM BY COLLEGE
FOR FISCAL YEAR 1996

Dist. No.	District/College	Industrial Machinery Maintenance/Repairer 12 470303	Industrial Equipment Maintenance & Repairer 12 470399	Stationary Energy Sources Installer/Operator 12 470501	Automotive Body Repair 12 470603	Automotive Mechanics 12 470604	Diesel Engine/Truck Mechanics 12 470605	Small Engine Repair 12 470606	Aircraft Mechanic/Technician (Airframe) 12 470607	Aviation Systems/Avionics Maintenance Technologist/Technician 12 470609	Architectural Drafting 12 480102
522	Belleville	0	0	0	0	0	0	0	0	19	0
503	Black Hawk	0	0	0	0	18	8	0	0	0	0
508	Chicago	(0)	(0)	(0)	(17)	(74)	(0)	(0)	(1)	(105)	(13)
	Daley	0	0	0	0	0	0	0	1	105	1
	Kennedy-King	0	0	0	8	16	0	0	0	0	0
	Malcolm X	0	0	0	0	0	0	0	0	0	0
	Olive-Harvey	0	0	0	0	0	0	0	0	0	4
	Truman	0	0	0	9	58	0	0	0	0	0
	Washington	0	0	0	0	0	0	0	0	0	5
	Wilbur Wright	0	0	0	0	0	0	0	0	0	3
507	Danville	3	0	0	0	0	0	0	0	0	0
502	DuPage	0	0	0	0	21	0	0	0	0	20
509	Elgin	0	0	0	0	11	0	0	0	0	0
512	Harper	0	0	0	0	0	0	0	0	0	9
540	Heartland	0	0	0	0	0	0	0	0	0	0
519	Highland	0	0	0	2	10	0	0	0	0	0
514	Illinois Central	2	0	0	0	9	4	0	0	0	1
529	Illinois Eastern	(5)	(1)	(0)	(3)	(5)	(9)	(0)	(0)	(0)	(3)
	Frontier	0	0	0	0	0	0	0	0	0	0
	Lincoln Trail	0	0	0	0	0	0	0	0	0	3
	Olney Central	5	0	0	3	5	0	0	0	0	0
	Wabash	0	1	0	0	0	9	0	0	0	0
513	Illinois Valley	1	0	0	0	33	0	24	0	0	0
525	Joliet	0	0	0	0	24	0	0	0	0	0
520	Kankakee	0	0	0	0	1	0	0	0	0	0
501	Kaskaskia	17	0	0	2	6	0	0	0	0	8
523	Kishwaukee	0	0	0	3	2	0	0	0	0	0
532	Lake County	7	0	0	0	5	0	0	0	0	3
517	Lake Land	0	0	0	1	25	0	0	0	0	4
536	Lewis & Clark	0	0	0	0	4	0	0	0	0	0
526	Lincoln Land	0	0	0	15	27	0	6	0	3	3
530	Logan	13	0	0	9	3	0	0	0	0	0
528	McHenry	0	0	0	0	1	0	0	0	0	0
524	Moraine Valley	3	0	0	0	5	0	0	0	0	0
527	Morton	0	0	0	0	4	0	0	0	0	0
535	Oakton	0	0	0	0	5	0	0	0	0	5
505	Parkland	0	0	0	0	6	0	0	0	0	0
515	Prairie State	3	0	0	0	9	0	0	0	0	0
521	Rend Lake	10	0	0	1	21	0	0	0	0	10
537	Richland	0	0	0	0	1	0	0	0	0	0
511	Rock Valley	0	0	0	0	7	0	0	0	5	0
518	Sandburg	0	0	0	4	1	10	3	0	0	0
506	Sauk Valley	0	0	0	0	0	0	0	0	0	0
531	Shawnee	0	0	0	0	1	0	0	0	0	0
510	South Suburban	0	0	0	0	0	0	0	0	0	0
533	Southeastern	9	0	0	12	32	25	0	0	0	4
534	Spoon River	0	0	0	0	7	0	0	0	0	0
601	State Community	0	0	0	0	1	0	0	0	0	0
504	Triton	0	0	21	0	56	1	0	0	0	3
516	Waubonsee	11	0	0	10	11	0	0	0	0	0
539	Wood	0	0	0	0	0	0	0	0	0	0
	TOTALS	74	1	21	79	446	57	33	1	132	86

SOURCE OF DATA: A1 Submission



Illinois Community College Board
Table III-10
ANNUAL DUPLICATED COMPLETERS BY ACADEMIC PROGRAM BY COLLEGE
FOR FISCAL YEAR 1996

Dist. No.	District/College	Mechanical Drafting 12 480105	Typesetting, Make-up, & Composition 12 480205	Lithography, Photography, & Platemaking 12 480206	Printing Press Operator 12 480208	Desktop Publishing Equipment Operator 12 480212	Machinist/Machine Technologist 12 480501	Industrial Blacksmithing 12 480502	Machine Tool Operation/Machine Shop 12 480503	Sheet Metal 12 480506	Tool & Die Making 12 480507
522	Belleville	12	0	0	0	4	13	1	14	6	0
503	Black Hawk	0	0	0	0	0	0	0	10	0	1
508	Chicago	(7)	(0)	(11)	(0)	(0)	(0)	(0)	(4)	(0)	(0)
	Daley	1	0	0	0	0	0	0	4	0	0
	Kennedy-King	1	0	11	0	0	0	0	0	0	0
	Malcolm X	0	0	0	0	0	0	0	0	0	0
	Olive-Harvey	0	0	0	0	0	0	0	0	0	0
	Truman	5	0	0	0	0	0	0	0	0	0
	Washington	0	0	0	0	0	0	0	0	0	0
	Wilbur Wright	0	0	0	0	0	0	0	0	0	0
507	Danville	1	0	0	0	0	0	0	1	0	0
502	DuPage	0	1	12	1	68	0	0	0	0	13
509	Elgin	0	0	0	0	8	0	0	0	1	1
512	Harper	2	0	0	0	0	0	0	1	0	0
540	Heartland	0	0	0	0	0	0	0	0	0	0
519	Highland	0	0	0	0	1	0	0	0	0	0
514	Illinois Central	0	0	5	0	0	0	0	0	0	0
529	Illinois Eastern	(0)	(0)	(0)	(0)	(0)	(0)	(0)	(12)	(1)	(0)
	Frontier	0	0	0	0	0	0	0	0	0	0
	Lincoln Trail	0	0	0	0	0	0	0	0	1	0
	Olney Central	0	0	0	0	0	0	0	0	0	0
	Wabash	0	0	0	0	0	0	0	12	0	0
513	Illinois Valley	0	0	0	0	2	0	0	0	0	0
525	Joliet	0	0	0	0	0	0	0	0	0	0
520	Kankakee	0	0	0	0	0	0	0	1	0	2
501	Kaskaskia	8	0	0	0	0	0	0	0	0	0
523	Kishwaukee	0	0	0	0	0	0	0	1	0	1
532	Lake County	2	0	0	0	0	0	0	1	0	0
517	Lake Land	1	0	0	0	9	0	0	0	0	0
536	Lewis & Clark	0	0	0	0	6	0	0	13	0	0
526	Lincoln Land	0	0	0	0	0	0	0	0	0	0
530	Logan	0	0	0	0	0	0	0	2	0	0
528	McHenry	0	0	0	0	0	0	0	6	0	0
524	Moraine Valley	4	0	0	0	14	0	0	2	0	0
527	Morton	1	0	0	0	0	0	0	0	0	0
535	Oakton	0	0	0	0	16	0	0	5	0	0
505	Parkland	2	0	0	0	12	0	0	0	0	0
515	Prairie State	0	0	0	0	1	0	0	6	0	2
521	Rend Lake	0	0	0	0	0	0	0	0	0	0
537	Richland	9	0	0	0	0	0	0	5	0	0
511	Rock Valley	1	0	0	0	0	1	0	0	6	26
518	Sandburg	0	0	0	0	9	0	0	0	0	0
506	Sauk Valley	4	0	0	0	0	0	0	3	0	0
531	Shawnee	0	0	0	0	0	0	0	0	0	0
510	South Suburban	1	0	5	0	5	0	0	1	0	0
533	Southeastern	3	0	15	0	0	0	0	5	9	0
534	Spoon River	0	0	0	0	2	0	0	0	0	0
601	State Community	0	0	0	0	0	0	0	0	0	0
504	Triton	1	2	29	0	2	0	0	14	0	0
516	Waubensee	0	0	0	0	1	0	0	10	0	0
539	Wood	1	0	0	0	0	0	0	0	0	0
	TOTALS	60	3	77	1	164	14	1	117	23	46

SOURCE OF DATA: A1 Submission



Illinois Community College Board
Table III-10
ANNUAL DUPLICATED COMPLETERS BY ACADEMIC PROGRAM BY COLLEGE
FOR FISCAL YEAR 1996

Dist. No.	District/College	Welding, Brazing, & Soldering 12 480508	Numerical Control 12 481520	Milwauk & Cabinet Making 12 480703	Airplane Piloting 12 490102	Aviation Management 12 490104	Truck/Bus/Other Commercial Vehicle Operator 12 490205	Design & Visual Communications 12 500401	Commercial Photography 12 500406	Sign Language Interpreter 12 510205	Aerial Assistant 12 510601
522	Belleville	134	0	0	8	0	0	2	0	0	0
503	Black Hawk	1	0	0	0	0	0	1	0	0	0
508	Chicago	(0)	(0)	(0)	(0)	(0)	(0)	(1)	(0)	(0)	(0)
	Daley	0	0	0	0	0	0	0	0	0	0
	Kennedy-King	0	0	0	0	0	0	0	0	0	0
	Malcolm X	0	0	0	0	0	0	0	0	0	0
	Olive-Harvey	0	0	0	0	0	0	0	0	0	0
	Truman	0	0	0	0	0	0	0	0	0	0
	Washington	0	0	0	0	0	0	1	0	0	0
	Wilbur Wright	0	0	0	0	0	0	0	0	0	0
507	Danville	5	0	0	0	0	0	0	0	0	0
502	DuPage	2	0	0	0	0	0	36	11	0	0
509	Elgin	2	0	0	0	0	82	21	0	0	5
512	Harper	1	0	0	0	0	0	0	0	3	0
540	Heartland	0	0	0	0	0	0	0	0	0	0
519	Highland	1	0	0	0	0	0	0	0	0	0
514	Illinois Central	13	1	0	0	0	0	24	0	8	8
529	Illinois Eastern	(0)	(0)	(6)	(0)	(0)	(14)	(0)	(0)	(0)	(0)
	Frontier	0	0	0	0	0	0	0	0	0	0
	Lincoln Trail	0	0	0	0	0	0	0	0	0	0
	Olney Central	0	0	6	0	0	0	0	0	0	0
	Wabash	0	0	0	0	0	14	0	0	0	0
513	Illinois Valley	0	0	0	0	0	0	0	0	0	9
525	Joliet	0	0	0	0	0	0	0	0	0	0
520	Kankakee	9	0	0	0	0	0	0	0	0	0
501	Kaskaskia	5	0	0	0	0	0	0	0	0	13
523	Kishwaukee	0	0	0	0	0	0	0	0	0	0
532	Lake County	4	0	0	0	0	0	0	0	0	0
517	Lake Land	13	0	0	0	0	0	0	0	0	0
536	Lewis & Clark	0	0	0	0	0	0	0	0	0	18
526	Lincoln Land	26	0	0	0	5	0	0	0	0	1
530	Logan	1	0	0	0	0	0	0	0	12	5
528	McHenry	0	0	0	0	0	0	0	0	0	0
524	Moraine Valley	7	0	0	0	0	0	0	0	0	0
527	Morton	0	0	0	0	0	0	0	0	0	7
535	Oakton	0	0	0	0	0	0	0	0	0	0
505	Parkland	0	0	0	0	0	67	9	0	0	9
515	Prairie State	4	0	0	0	0	0	2	4	0	0
521	Rend Lake	6	0	0	0	0	0	0	0	0	0
537	Richland	0	0	0	0	0	0	0	0	0	0
511	Rock Valley	4	1	0	0	0	0	0	0	0	0
518	Sandburg	1	0	0	0	0	0	0	0	0	0
506	Sauk Valley	0	0	0	0	0	0	0	0	0	0
531	Shawnee	1	0	0	0	0	0	0	0	0	0
510	South Suburban	0	0	0	0	0	0	1	0	0	0
533	Southeastern	2	0	0	0	0	0	0	0	0	0
534	Spoon River	0	0	0	0	0	0	0	0	0	0
601	State Community	0	0	0	0	0	0	0	0	0	0
504	Triton	10	0	0	0	0	2	2	0	0	0
516	Waubonsee	0	0	0	0	0	0	0	0	5	0
539	Wood	0	0	0	0	0	0	0	0	0	0
	TOTALS	252	2	6	8	5	165	99	15	80	75

SOURCE OF DATA: A1 Submission

BEST COPY AVAILABLE



Illinois Community College Board
Table III-10
ANNUAL DUPLICATED COMPLETERS BY ACADEMIC PROGRAM BY COLLEGE
FOR FISCAL YEAR 1996

Dist. No.	District/College	Dental Hygienist 12 510602	Dental Laboratory Assistant 12 510603	Hospital/Health Facilities Administration 12 510702	Health Unit Coordinator/Ward Clerk 12 510703	Medical Records Technology/Technician 12 510707	Medical Transcription 12 510708	Medical Assistant 12 510801	Occupational Therapy Assistant 12 510803	Pharmacy Technician/Assistant 12 510805	Physical Therapy Assistant 12 510806
522	Belleville	0	0	0	32	12	0	33	0	0	30
503	Black Hawk	0	0	0	0	0	0	0	0	1	20
508	Chicago	(0)	(0)	(0)	(0)	(16)	(5)	(0)	(24)	(26)	(0)
	Daley	0	0	0	0	0	0	0	0	0	0
	Kennedy-King	0	0	0	0	0	4	0	0	0	0
	Malcolm X	0	0	0	0	0	0	0	0	26	0
	Olive-Harvey	0	0	0	0	0	0	0	0	0	0
	Truman	0	0	0	0	16	1	0	0	0	0
	Washington	0	0	0	0	0	0	0	0	0	0
	Wilbur Wright	0	0	0	0	0	0	0	24	0	0
507	Danville	0	0	0	0	0	0	0	0	0	0
502	DuPage	0	0	0	0	15	27	0	20	0	0
509	Elgin	0	0	0	0	0	2	0	0	0	0
512	Harper	25	0	0	0	0	3	9	0	11	0
540	Heartland	0	0	0	0	0	0	0	0	0	0
519	Highland	0	0	0	0	0	1	0	0	0	0
514	Illinois Central	21	0	6	0	0	5	0	16	0	20
529	Illinois Eastern	(0)	(0)	(0)	(0)	(0)	(4)	(0)	(0)	(0)	(0)
	Frontier	0	0	0	0	0	0	0	0	0	0
	Lincoln Trail	0	0	0	0	0	0	0	0	0	0
	Olney Central	0	0	0	0	0	4	0	0	0	0
	Wabash	0	0	0	0	0	0	0	0	0	0
513	Illinois Valley	0	0	0	0	0	0	0	0	0	0
525	Joliet	0	0	0	0	0	0	0	0	0	0
520	Kankakee	0	0	0	0	0	0	0	0	0	0
501	Kaskaskia	0	0	0	0	0	0	0	0	0	0
523	Kishwaukee	0	0	0	0	0	5	0	0	0	0
532	Lake County	0	0	0	0	14	4	0	0	0	0
517	Lake Land	24	0	0	0	0	0	0	0	0	24
536	Lewis & Clark	0	0	0	24	0	0	0	0	0	0
526	Lincoln Land	0	0	0	0	0	0	0	0	0	0
530	Logan	0	0	0	0	2	4	0	5	0	0
528	McHenry	0	0	0	0	0	1	0	0	0	0
524	Moraine Valley	0	0	0	0	12	0	0	0	0	0
527	Morton	0	0	0	0	0	0	0	0	0	35
535	Oakton	0	0	0	0	12	4	0	0	0	23
505	Parkland	34	0	0	0	0	3	0	12	0	0
515	Prairie State	27	0	0	0	0	0	0	0	0	0
521	Rend Lake	0	0	0	0	2	0	0	5	0	0
537	Richland	0	0	0	0	0	0	0	0	0	0
511	Rock Valley	0	0	0	0	0	2	0	0	2	0
518	Sandburg	0	0	0	0	0	0	0	0	0	0
506	Sauk Valley	0	0	0	0	0	0	0	0	0	0
531	Shawnee	0	0	0	0	3	0	0	4	0	0
510	South Suburban	0	0	0	0	0	6	0	36	25	0
533	Southeastern	0	0	0	0	4	0	0	5	0	0
534	Spoon River	0	0	0	0	0	0	0	0	0	0
601	State Community	0	0	0	2	0	0	0	0	0	0
504	Triton	0	22	0	0	0	0	0	0	0	0
516	Waubensee	0	0	0	0	0	0	0	0	0	0
539	Wood	0	0	0	0	0	4	0	0	0	0
	TOTALS	131	22	6	58	92	80	42	127	65	152

SOURCE OF DATA: A1 Submission

Illinois Community College Board
Table III-10
ANNUAL DUPLICATED COMPLETERS BY ACADEMIC PROGRAM BY COLLEGE
FOR FISCAL YEAR 1996

Dist. No.	District/College	Physician Assistant 12.510807	Veterinarian Assistant/Animal Health Technician 12.510818	Electrocardiograph Technology/ Technician 12.510912	Emergency Medical Technology/ Technician 12.510914	Nuclear Medical Technology/ Technician 12.510905	Medical Radiologic Technology/ Technician 12.510907	Respiratory Therapy Technician 12.510908	Surgical/Operating Room Technician 12.510909	Diagnostic Medical Sonography 12.510910	Renal Dialysis Technology/ Technician 12.510911
522	Belleville	0	0	0	2	0	28	12	0	0	0
503	Black Hawk	0	0	0	0	0	5	6	0	0	0
508	Chicago	(19)	(0)	(0)	(129)	(0)	(63)	(13)	(0)	(8)	(21)
	Daley	0	0	0	0	0	0	0	0	0	0
	Kennedy-King	0	0	0	0	0	0	0	0	0	0
	Malcolm X	19	0	0	128	0	34	13	0	0	21
	Olive-Harvey	0	0	0	0	0	0	0	0	0	0
	Truman	0	0	0	0	0	0	0	0	0	0
	Washington	0	0	0	1	0	0	0	0	0	0
	Wilbur Wright	0	0	0	0	0	29	0	0	8	0
507	Danville	0	0	0	0	0	0	0	0	0	0
502	DuPage	0	0	0	1	8	40	39	0	0	0
509	Elgin	0	0	0	23	0	0	0	16	0	0
512	Harper	0	0	2	0	0	0	0	0	0	0
540	Heartland	0	0	0	0	0	0	0	0	0	0
519	Highland	0	0	0	0	0	0	0	0	0	0
514	Illinois Central	0	0	0	0	0	10	11	7	0	0
529	Illinois Eastern	(0)	(0)	(0)	(9)	(0)	(29)	(0)	(0)	(0)	(0)
	Frontier	0	0	0	8	0	0	0	0	0	0
	Lincoln Trail	0	0	0	0	0	0	0	0	0	0
	Olney Central	0	0	0	1	0	29	0	0	0	0
	Wabash	0	0	0	0	0	0	0	0	0	0
513	Illinois Valley	0	0	0	0	0	0	0	0	0	0
525	Joliet	0	0	0	0	0	0	0	0	0	0
520	Kankakee	0	0	0	2	0	14	8	0	0	0
501	Kaskaskia	0	0	0	0	0	26	11	0	0	0
523	Kishwaukee	0	0	0	0	0	17	0	0	0	0
532	Lake County	0	0	0	0	0	17	0	0	0	0
517	Lake Land	0	0	0	0	0	0	0	0	0	0
536	Lewis & Clark	0	0	0	0	0	0	0	0	0	0
526	Lincoln Land	0	0	0	0	0	11	2	0	0	0
530	Logan	0	0	0	0	0	0	0	0	0	0
528	McHenry	0	0	0	15	0	0	0	0	0	0
524	Moraine Valley	0	0	0	0	0	29	19	0	0	0
527	Morton	0	0	0	0	0	0	0	0	0	0
535	Oakton	0	0	0	0	0	0	0	0	0	0
505	Parkland	0	29	0	0	0	12	15	8	0	0
515	Prairie State	0	0	0	0	0	0	0	6	0	0
521	Rend Lake	0	0	0	6	0	0	0	0	0	0
537	Richland	0	0	0	0	0	0	0	0	0	0
511	Rock Valley	0	0	0	0	0	0	35	0	0	0
518	Sandburg	0	0	0	1	0	18	0	0	0	0
506	Sauk Valley	0	0	0	0	0	23	0	0	0	0
531	Shawnee	0	0	0	0	0	0	0	0	0	0
510	South Suburban	0	0	0	0	0	33	0	0	0	0
533	Southeastern	0	0	0	61	0	0	0	0	0	0
534	Spoon River	0	0	0	0	0	0	0	0	0	0
601	State Community	0	0	0	0	0	0	0	0	0	0
504	Triton	0	0	0	0	13	36	19	34	21	0
516	Waubensee	0	0	0	0	0	0	0	0	0	0
539	Wood	0	0	0	0	0	0	0	0	0	0
	TOTALS	19	29	2	249	21	411	190	71	29	21

SOURCE OF DATA: AI Submission

BEST COPY AVAILABLE



Illinois Community College Board
Table III-10
ANNUAL DUPLICATED COMPLETERS BY ACADEMIC PROGRAM BY COLLEGE
FOR FISCAL YEAR 1996

Dist. No.	District/College	Radiation Therapy Assisting 12.510912	Computerized Tomography 12.510913	Magnetic Resonance Imaging 12.510914	Medical Laboratory Technician 12.511004	Alcohol/Drug Abuse Counseling 12.511501	Psychiatric/Mental Health Services Technician 12.511502	Developmental Disabilities/ Habituation Aide 12.511504	Nursing (R.N., Training) 12.511601	Practical Nurse (L.P.N., Training) 12.511613	Nurse Assistant/Aide 12.511614
522	Belleville	0	0	0	12	0	0	0	30	0	94
503	Black Hawk	0	0	0	0	0	0	0	61	45	0
508	Chicago	(0)	(0)	(0)	(37)	(103)	(0)	(0)	(318)	(40)	(107)
	Daley	0	0	0	0	0	0	0	46	0	0
	Kennedy-King	0	0	0	0	0	0	0	68	40	107
	Malcolm X	0	0	0	37	0	0	0	72	0	0
	Olive-Harvey	0	0	0	0	0	0	0	48	0	0
	Truman	0	0	0	0	0	0	0	84	0	0
	Washington	0	0	0	0	103	0	0	0	0	0
	Wilbur Wright	0	0	0	0	0	0	0	0	0	0
507	Danville	0	0	0	0	5	0	0	0	0	0
502	DuPage	0	0	0	0	25	0	0	99	0	0
509	Elgin	0	0	0	5	19	2	0	89	79	0
512	Harper	0	0	0	0	0	0	0	110	34	0
540	Heartland	0	0	0	0	0	0	0	26	6	0
519	Highland	0	0	0	0	0	0	0	26	31	0
514	Illinois Central	0	0	0	21	0	0	0	52	12	12
529	Illinois Eastern	(0)	(0)	(0)	(0)	(0)	(0)	(0)	(109)	(100)	(125)
	Frontier	0	0	0	0	0	0	0	0	0	43
	Lincoln Trail	0	0	0	0	0	0	0	0	0	25
	Olney Central	0	0	0	0	0	0	0	109	100	25
	Wabash	0	0	0	0	0	0	0	0	0	32
513	Illinois Valley	0	0	0	0	0	0	0	75	17	44
525	Joliet	0	0	0	0	0	0	0	110	0	0
520	Kankakee	0	0	0	6	0	0	0	46	33	0
501	Kaskaskia	0	0	0	0	0	0	0	79	25	0
523	Kishwaukee	0	0	0	51	0	0	0	47	3	71
532	Lake County	0	0	0	0	5	0	0	82	0	0
517	Lake Land	0	0	0	12	0	0	0	44	33	90
536	Lewis & Clark	0	0	0	0	0	0	0	83	14	115
526	Lincoln Land	0	0	0	0	0	0	0	115	0	0
530	Logan	0	0	0	0	0	0	0	47	59	0
528	McHenry	0	0	0	14	0	0	9	0	0	138
524	Moraine Valley	0	0	0	0	8	0	0	78	0	0
527	Morton	0	0	0	9	0	0	0	51	30	2
535	Oakton	0	0	0	0	0	0	0	78	0	31
505	Parkland	7	0	0	0	0	0	0	94	29	0
515	Prairie State	0	0	0	6	6	7	0	80	0	5
521	Rend Lake	0	0	0	0	0	0	0	55	50	106
537	Richland	0	0	0	0	0	0	0	29	0	0
511	Rock Valley	0	0	0	0	1	0	0	39	0	200
518	Sandburg	0	0	0	11	0	0	0	41	31	0
506	Sauk Valley	0	0	0	0	0	0	0	24	18	10
531	Shawnee	0	0	0	0	0	0	0	41	42	0
510	South Suburban	0	0	0	6	0	3	0	81	26	137
533	Southeastern	0	0	0	0	0	5	0	39	89	0
534	Spoon River	0	0	0	0	0	0	0	0	30	0
601	State Community	0	0	0	0	9	0	0	10	0	28
504	Triton	0	17	11	0	29	0	0	106	110	1
516	Waubonsee	0	0	0	0	3	0	0	65	0	75
539	Wood	0	0	0	0	0	0	0	26	42	47
	TOTALS	7	17	11	190	213	17	9	2585	1028	1438

SOURCE OF DATA: A1 Submission



BEST COPY AVAILABLE

Illinois Community College Board
Table III-10
ANNUAL DUPLICATED COMPLETERS BY ACADEMIC PROGRAM BY COLLEGE
FOR FISCAL YEAR 1996

Dist. No.	District/College	Home Health Aide 12 511615	Phlebotomic Medical Technologist 12 511803	Medical Laboratory Aide/ Phlebotomy 12 512602	Therapeutic Recreational Assisting 12 512604	Business Administration & Management, General 12 520201	Logistics & Materials Management 12 520202	Purchasing, Procurement, & Contracts Management 12 520203	Office Supervision & Management 12 520204	Operations Management & Supervision 12 520205	Accounting Technician 12 520302
522	Belleville	0	0	0	0	26	0	0	0	0	13
503	Black Hawk	0	0	0	0	16	0	0	2	0	15
508	Chicago	(0)	(0)	(0)	(0)	(59)	(0)	(0)	(0)	(0)	(163)
	Daley	0	0	0	0	15	0	0	0	0	21
	Kennedy-King	0	0	0	0	1	0	0	0	0	3
	Malcolm X	0	0	0	0	0	0	0	0	0	15
	Olive-Harvey	0	0	0	0	9	0	0	0	0	12
	Truman	0	0	0	0	10	0	0	0	0	32
	Washington	0	0	0	0	1	0	0	0	0	15
	Wilbur Wright	0	0	0	0	23	0	0	0	0	65
507	Danville	0	0	0	0	0	0	0	6	0	16
502	DuPage	0	0	0	0	54	0	0	13	0	44
509	Elgin	0	0	0	0	3	0	0	13	1	1
512	Harper	0	0	4	0	14	0	0	0	0	25
540	Heartland	0	0	0	0	0	0	0	0	0	0
519	Highland	0	0	0	0	5	0	0	0	0	6
514	Illinois Central	0	0	0	0	44	0	0	0	0	29
529	Illinois Eastern	(0)	(0)	(0)	(0)	(0)	(0)	(0)	(0)	(0)	(7)
	Frontier	0	0	0	0	0	0	0	0	0	0
	Lincoln Trail	0	0	0	0	0	0	0	0	0	0
	Olney Central	0	0	0	0	0	0	0	0	0	7
	Wabash	0	0	0	0	0	0	0	0	0	0
513	Illinois Valley	0	0	0	0	6	0	0	0	0	17
525	Joliet	0	0	0	0	0	0	0	0	15	8
520	Kankakee	0	0	0	0	21	0	0	0	0	16
501	Kaskaskia	0	0	0	0	14	0	0	8	0	11
523	Kishwaukee	0	0	0	0	5	0	0	0	3	2
532	Lake County	0	0	0	0	25	0	0	0	1	22
517	Lake Land	0	0	0	0	13	0	0	0	0	18
536	Lewis & Clark	0	0	0	0	18	0	0	0	4	12
526	Lincoln Land	0	0	0	0	52	0	0	18	0	12
530	Logan	0	0	0	0	0	0	0	0	0	10
528	McHenry	8	0	0	0	2	0	0	0	2	1
524	Moraine Valley	0	0	68	11	37	0	0	0	2	5
527	Morton	0	0	0	0	8	0	0	0	0	1
535	Oakton	0	0	0	0	0	0	1	2	5	10
505	Parkland	0	0	0	0	22	0	1	0	0	34
515	Prairie State	0	0	0	0	0	0	0	0	13	2
521	Rend Lake	0	0	0	0	17	0	0	0	0	4
537	Richland	0	0	0	0	14	0	3	0	1	9
511	Rock Valley	0	0	0	0	46	0	13	4	0	41
518	Sandburg	0	0	0	0	4	1	0	0	0	17
506	Sauk Valley	0	0	0	0	14	0	0	0	0	11
531	Shawnee	0	0	0	0	4	0	0	0	0	10
510	South Suburban	0	0	0	0	0	0	0	9	0	14
533	Southeastern	0	0	0	0	8	0	0	0	0	0
534	Spoon River	0	0	0	0	0	0	0	0	0	0
601	State Community	0	0	0	0	0	0	0	0	0	0
504	Triton	0	16	0	13	18	0	0	0	2	12
516	Waubonsee	0	0	0	0	6	0	1	0	1	23
539	Wood	0	0	0	0	8	0	0	0	0	4
	TOTALS	8	16	72	24	583	1	19	75	50	645

SOURCE OF DATA: AI Submission



BEST COPY AVAILABLE

Illinois Community College Board
Table III-10
ANNUAL DUPLICATED COMPLETERS BY ACADEMIC PROGRAM BY COLLEGE
FOR FISCAL YEAR 1996

Dist. No.	District/College	Administrative Assz./Secretarial Science, General 12 520401	Executive Assistant/Secretary 12 520402	Legal Administrative Assistant/Secretary 12 520403	Medical Administrative Assistant/Secretary 12 520404	Court Reporter 12 520405	Information Processing/Data Entry Technician 12 520407	General Office Clerk/Clerical & Typing Services 12 520408	Interoffice Management & Operation, General 12 520701	Banking & Financial Support Services 12 520803	Investments and Securities 12 520807
522	Belleville	35	0	4	2	0	59	4	2	4	0
503	Black Hawk	12	0	1	9	0	5	0	0	3	0
508	Chicago	(60)	(0)	(3)	(2)	(0)	(11)	(22)	(0)	(3)	(0)
	Daley	2	0	0	0	0	0	0	0	0	0
	Kennedy-King	19	0	1	0	0	11	20	0	0	0
	Malcolm X	4	0	0	0	0	0	0	0	0	0
	Olive-Harvey	5	0	0	0	0	0	0	0	0	0
	Truman	11	0	2	2	0	0	0	0	0	0
	Washington	11	0	0	0	0	0	2	0	3	0
	Wilbur Wright	8	0	0	0	0	0	0	0	0	0
507	Danville	7	7	0	12	0	12	0	0	0	0
502	DuPage	76	0	9	0	0	0	0	0	0	0
509	Elgin	10	9	5	2	0	8	4	0	0	0
512	Harper	8	16	3	1	0	6	0	0	6	0
540	Heartland	2	0	0	0	0	2	0	0	0	0
519	Highland	1	0	0	0	0	0	6	0	0	0
514	Illinois Central	19	1	0	17	2	37	7	0	7	0
529	Illinois Eastern	(34)	(2)	(0)	(7)	(6)	(49)	(0)	(0)	(0)	(0)
	Frontier	6	0	0	0	0	14	0	0	0	0
	Lincoln Trail	8	2	0	0	0	10	0	0	0	0
	Olney Central	12	0	0	7	0	18	0	0	0	0
	Wabash	8	0	0	0	6	7	0	0	0	0
513	Illinois Valley	3	0	0	0	0	12	4	0	0	0
525	Joliet	14	0	0	0	0	17	0	0	0	0
520	Kankakee	7	0	4	11	0	4	0	0	0	0
501	Kaskaskia	1	5	0	0	0	0	2	0	0	0
523	Kishwaukee	17	0	2	0	0	1	4	0	0	0
532	Lake County	12	0	0	0	0	25	0	0	0	0
517	Lake Land	10	0	1	11	0	15	12	0	0	0
536	Lewis & Clark	9	0	4	12	0	1	8	2	1	0
526	Lincoln Land	9	2	0	6	0	105	0	0	0	0
530	Logan	0	6	5	2	0	0	4	0	1	0
528	McHenry	13	0	3	0	0	14	0	1	0	0
524	Moraine Valley	20	4	7	0	0	0	3	0	0	0
527	Morton	2	0	2	4	0	8	5	0	1	0
535	Oakton	14	2	0	0	0	0	0	0	4	1
505	Parkland	9	7	8	5	0	15	0	0	2	0
515	Prairie State	6	0	0	0	0	13	0	1	4	0
521	Rend Lake	8	0	3	6	0	9	0	10	0	0
537	Richland	48	0	0	0	0	11	0	0	0	0
511	Rock Valley	5	0	3	3	0	2	2	4	7	0
518	Sandburg	26	0	3	5	0	13	7	0	0	0
506	Sauk Valley	10	0	5	4	0	4	5	0	1	0
531	Shawnee	0	2	3	8	0	0	2	0	0	0
510	South Suburban	3	4	0	3	2	0	3	1	3	0
533	Southeastern	4	0	0	0	0	8	4	0	0	0
534	Spoon River	19	0	0	0	0	0	1	0	0	0
601	State Community	10	0	0	0	0	11	4	0	0	0
504	Triton	15	6	3	0	16	1	3	0	0	0
516	Waubonsee	0	3	1	0	0	13	1	2	1	0
539	Wood	6	1	0	8	0	1	4	0	0	0
	TOTALS	564	77	82	140	26	492	121	23	48	1

SOURCE OF DATA: AI Submission



Illinois Community College Board
Table III-10
ANNUAL DUPLICATED COMPLETERS BY ACADEMIC PROGRAM BY COLLEGE
FOR FISCAL YEAR 1996

Dist. No.	District/College	Hotel/Motel & Restaurant Management 12 520950	Human Resources Management 12 521001	International Business 12 521101	Business Computer Programming/ Programmer 12 521202	Business Systems Networking & Telecommunications 12 521204	Business Computer Facilities Operator 12 521205	International Business Marketing 12 521403	Real Estate 12 521501
522	Belleville	0	0	0	8	0	1	0	3
503	Black Hawk	0	0	0	42	0	0	0	0
508	Chicago	(3)	(0)	(2)	(122)	(0)	(2)	(0)	(1)
	Daley	0	0	0	11	0	0	0	0
	Kennedy-King	0	0	0	12	0	0	0	0
	Malcolm X	0	0	0	0	0	0	0	0
	Olive-Harvey	0	0	0	20	0	0	0	0
	Truman	0	0	0	35	0	2	0	0
	Washington	3	0	2	19	0	0	0	1
	Wilbur Wright	0	0	0	25	0	0	0	0
507	Danville	0	0	0	11	0	10	0	0
502	DuPage	7	0	0	75	0	0	0	3
509	Elgin	0	0	0	3	4	0	0	0
512	Harper	0	1	5	46	0	0	0	0
540	Heartland	0	0	0	0	0	0	0	0
519	Highland	0	4	0	3	0	0	0	0
514	Illinois Central	0	0	0	30	0	0	0	1
529	Illinois Eastern	(0)	(0)	(0)	(0)	(0)	(0)	(0)	(0)
	Frontier	0	0	0	0	0	0	0	0
	Lincoln Trail	0	0	0	0	0	0	0	0
	Olney Central	0	0	0	0	0	0	0	0
	Wabash	0	0	0	0	0	0	0	0
513	Illinois Valley	0	0	0	2	1	0	0	0
525	Joliet	0	9	0	6	0	0	0	1
520	Kankakee	0	0	0	6	0	0	0	0
501	Kaskaskia	0	0	0	5	0	0	0	0
523	Kishwaukee	0	0	0	1	0	0	0	0
532	Lake County	0	0	0	10	0	0	0	0
517	Lake Land	0	0	0	10	0	3	0	0
536	Lewis & Clark	2	2	0	10	0	0	0	0
526	Lincoln Land	2	0	0	55	0	0	0	0
530	Logan	0	0	0	10	0	0	0	0
528	McHenry	0	0	2	5	0	0	0	2
524	Moraine Valley	0	0	0	31	3	1	0	0
527	Morton	0	0	0	4	0	0	0	0
535	Oakton	15	1	0	23	1	0	2	4
505	Parkland	7	0	0	31	6	0	0	1
515	Prairie State	0	0	0	6	0	3	0	0
521	Rend Lake	0	0	0	2	0	0	0	0
537	Richland	0	0	0	7	0	0	0	0
511	Rock Valley	0	0	0	10	0	0	0	1
518	Sandburg	0	3	0	7	0	0	0	0
506	Sauk Valley	0	0	0	3	0	0	0	0
531	Shawnee	1	0	0	12	0	0	0	0
510	South Suburban	0	0	0	9	0	0	0	0
533	Southeastern	0	0	0	9	0	0	0	0
534	Spoon River	0	0	0	8	0	0	0	0
601	State Community	0	0	0	10	0	0	0	0
504	Triton	11	0	0	16	0	0	0	0
516	Waubonsee	0	0	0	5	0	0	0	4
539	Wood	0	0	0	0	0	0	0	0
	TOTALS	48	20	9	653	15	20	2	21

SOURCE OF DATA: A1 Submission

Illinois Community College Board
Table III-10
ANNUAL DUPLICATED COMPLETERS BY ACADEMIC PROGRAM BY COLLEGE
FOR FISCAL YEAR 1996

Dist. No.	District/College	General Studies	Vocational Skills	Adult Basic Education	Adult Secondary Education	English as a Second Language	Total
522	Belleville	0	0	41	0	0	1852
503	Black Hawk	0	0	0	341	0	1175
508	Chicago	(9)	(64)	(0)	(1)	(0)	(4501)
	Daley	0	0	0	0	0	478
	Kennedy-King	9	0	0	0	0	602
	Malcolm X	0	0	0	0	0	574
	Olive-Harvey	0	0	0	1	0	308
	Truman	0	63	0	0	0	870
	Washington	0	0	0	0	0	1118
	Wilbur Wright	0	1	0	0	0	551
507	Danville	0	0	0	0	0	246
502	DuPage	0	0	0	0	0	2427
509	Elgin	0	0	0	0	0	950
512	Harper	0	0	0	55	0	1544
540	Heartland	0	0	0	0	0	222
519	Highland	0	0	0	81	0	357
514	Illinois Central	0	1	0	0	0	1383
529	Illinois Eastern	(0)	(0)	(0)	(0)	(0)	(1127)
	Frontier	0	0	0	0	0	133
	Lincoln Trail	0	0	0	0	0	204
	Olney Central	0	0	0	0	0	506
	Wabash	0	0	0	0	0	284
513	Illinois Valley	0	0	0	78	0	789
525	Joliet	0	0	0	0	0	807
520	Kankakee	0	0	0	154	0	532
501	Kaskaskia	0	0	0	87	0	711
523	Kishwaukee	0	0	0	148	0	637
532	Lake County	0	0	0	30	0	1001
517	Lake Land	0	0	0	0	0	801
536	Lewis & Clark	0	0	0	0	0	663
526	Lincoln Land	0	0	0	0	0	1125
530	Logan	0	0	0	0	0	619
528	McHenry	0	0	6	137	0	693
524	Moraine Valley	0	0	0	13	0	1311
527	Morton	0	0	1	84	11	441
535	Oakton	0	0	0	0	0	611
505	Parkland	0	0	0	0	0	896
515	Prairie State	0	0	0	0	0	447
521	Rend Lake	0	0	0	0	0	651
537	Richland	0	0	0	63	0	465
511	Rock Valley	0	0	0	0	0	1062
518	Sandburg	0	0	0	80	0	499
506	Sauk Valley	0	0	0	0	0	381
531	Shawnee	0	0	0	15	0	325
510	South Suburban	0	0	6	293	0	1056
533	Southeastern	0	0	0	33	0	682
534	Spoon River	0	0	15	30	0	272
601	State Community	0	0	0	5	0	176
504	Triton	0	1	0	19	0	1203
516	Waubensee	6	0	0	0	0	720
539	Wood	1	69	9	56	12	418
	TOTALS	16	135	78	1803	23	35778

SOURCE OF DATA: A1 Submission

Section IV

FINANCIAL DATA

Presented in this section are financial data on audited revenues and expenditures, chargeback computations, local tax rates, tuition and fees, and state aid grants.

Tables IV-1 through IV-3 give historical data for annual enrollments, ICCB grants to colleges, and net instructional unit costs.

Table IV-4 shows the fiscal year 1996 reimbursable credit hours for funded instructional categories and the total reimbursable credit hours for each community college district. Reimbursable credit hours are those hours which qualify for state funding.

Tables IV-5 and IV-6 list the state grants received by each community college district during fiscal year 1996 and fiscal year 1997 for each category of grants.

Table IV-7 shows the per capita costs per credit hour, the chargeback rate, and tuition and fee rates for each community college district. Colleges are limited by law to a tuition rate that does not exceed one-third of their per capita costs.

Table IV-8 lists the total 1995 operating tax extensions and the corporate personal property replacement tax paid to each community college district in 1996.

Table IV-9 itemizes each college's 1995 tax levy rates for the Education Fund; Operations and Maintenance Fund; Bond and Interest Fund; Liability, Protection, and Settlement Fund; Audit Fund; and Other Funds.

Table IV-10 details the fiscal year 1996 net instructional unit cost for funded instructional categories for each community college district.

Tables IV-11 through IV-13 show operating revenues by source and operating expenditures by object and function for the Education and Operation and Maintenance Funds as reported in the districts' fiscal year 1996 external audits.

Tables IV-14 through IV-15 present total current funds revenues by source of funds and expenditures by function for each public community college district as reported in the districts' fiscal year 1996 external audit.

Table IV-16 provides data on energy costs for each college for fiscal year 1996.

Illinois Community College Board

Table IV-1

ANNUAL FTE STUDENTS*
FISCAL YEAR 1986 THROUGH FISCAL YEAR 1996

Dist. No.	District/College	Annual FY 1986 FTE	Annual FY 1987 FTE	Annual FY 1988 FTE	Annual FY 1989 FTE	Annual FY 1990 FTE	Annual FY 1991 FTE	Annual FY 1992 FTE	Annual FY 1993 FTE	Annual FY 1994 FTE	Annual FY 1995 FTE	Annual FY 1996 FTE
522	Belleville	5,309	5,406	5,639	6,040	6,335	6,691	7,378	7,782	7,393	7,056	6,991
503	Black Hawk	4,594	4,620	4,590	4,631	4,725	4,906	5,110	5,034	5,194	4,969	5,080
508	Chicago	57,054	58,571	54,079	51,429	51,831	56,147	58,754	55,902	52,403	47,708	45,887
507	Danville	1,964	1,929	1,893	1,924	1,992	2,085	2,182	2,249	1,937	1,736	1,665
502	DuPage	10,291	10,532	10,981	11,936	12,811	13,424	14,019	14,395	14,024	13,890	13,836
509	Elgin	2,854	2,823	2,978	3,403	3,966	4,168	4,465	4,798	4,688	4,585	4,628
512	Harper	7,249	7,123	7,301	7,723	7,923	7,847	8,218	8,183	7,970	7,641	7,413
540	Heartland	1,542	1,654	1,687	1,712	1,801	1,790	1,823	1,826	1,796	1,707	1,603
514	Highland	6,047	6,241	6,169	6,038	6,095	6,347	6,668	6,423	6,319	6,144	6,231
514	Illinois Central	5,037	4,808	4,134	4,170	4,317	4,567	4,818	4,691	4,423	4,452	4,404
529	Illinois Eastern	2,457	2,482	2,469	2,401	2,493	2,605	2,634	2,617	2,572	2,468	2,348
513	Illinois Valley	5,185	4,958	5,181	5,283	5,332	5,512	5,621	5,827	5,578	5,534	5,709
525	Joliet	2,468	2,526	2,560	2,385	2,457	2,661	2,871	3,037	2,829	2,917	3,070
520	Kankakee	1,906	2,045	2,129	2,139	2,254	2,398	2,541	2,602	2,520	2,476	2,354
501	Kaskaskia	1,688	1,699	1,724	1,749	1,772	1,795	1,952	1,881	1,838	1,856	1,912
523	Kishwaukee	4,584	4,664	4,701	5,001	5,552	5,733	5,865	6,032	5,870	5,807	5,887
532	Lake County	2,520	2,582	2,742	2,708	2,890	2,992	3,217	3,231	3,276	3,141	3,283
517	Lake Land	2,629	2,589	2,496	2,527	2,800	2,985	3,109	3,069	2,852	2,719	2,797
536	Lewis & Clark	3,380	3,519	3,718	3,805	3,842	4,102	4,346	4,467	4,335	4,565	4,584
526	Lincoln Land	2,035	2,187	2,412	2,771	2,983	3,271	3,383	3,460	3,379	3,580	3,622
530	Logan	1,398	1,453	1,407	1,537	1,737	1,949	2,267	2,449	2,499	2,531	2,716
528	McHenry	6,495	6,513	6,379	7,035	7,402	7,776	8,123	8,084	7,406	7,140	7,040
524	Moraine Valley	1,457	1,445	1,409	1,573	1,760	1,869	1,993	1,923	1,845	1,807	1,762
527	Morton	4,666	4,875	4,783	5,329	5,781	5,960	6,146	6,327	6,289	6,031	6,367
535	Oakton	4,053	4,155	4,116	4,505	4,831	4,905	5,675	5,477	5,139	4,955	4,881
505	Parkland	2,324	2,231	2,378	2,447	2,542	2,851	3,042	3,029	2,840	2,718	2,746
515	Prairie State	1,704	1,822	1,914	1,942	2,061	2,180	2,266	2,138	2,219	2,335	2,301
521	Rend Lake	1,493	1,597	1,636	1,720	1,883	1,963	2,167	2,220	2,064	1,869	1,775
537	Richland	3,433	3,573	3,548	3,664	3,849	4,117	4,316	4,321	4,369	4,170	4,141
511	Rock Valley	1,658	1,687	1,645	1,659	1,605	1,684	1,800	1,794	1,636	1,729	1,825
518	Sandburg	1,592	1,628	1,677	1,652	1,646	1,792	1,873	1,744	1,567	1,503	1,487
506	Sauk Valley	1,059	1,096	965	945	964	1,099	1,364	1,396	1,400	1,353	1,357
510	South Suburban	4,024	3,999	3,416	3,884	4,012	4,204	4,759	5,106	4,984	4,574	4,437
533	Southeastern	1,997	2,126	2,224	2,180	2,296	2,348	2,320	2,245	2,300	2,277	2,147
534	Spoon River	1,012	1,099	1,089	1,066	1,086	1,283	1,382	1,457	1,274	1,187	1,204
601	State Comm. Coll.										802	613
504	Triton	8,766	8,342	8,183	8,183	8,185	8,391	8,266	8,236	7,489	7,646	8,154
516	Waubounee	2,350	2,184	2,270	2,526	2,875	3,007	3,104	3,267	3,363	3,376	3,437
539	Wood	1,412	1,477	1,381	1,382	1,466	1,490	1,522	1,386	1,261	1,173	1,187
	TOTALS	181,686	183,660	180,003	183,004	190,152	200,894	211,359	210,105	201,140	195,505	194,444

*Calculated from annual reimbursable credit hours
SOURCE OF DATA: ICCB Credit Hour Claims

Illinois Community College Board
Table IV-2
TOTAL ICCB GRANTS PAID TO COMMUNITY COLLEGES
FISCAL YEAR 1990 THROUGH FISCAL YEAR 1997

Dist No.	Dist./College	FY 1990 Total Grants	FY 1991 Total Grants	FY 1992 Total Grants	FY 1993 Total Grants	FY 1994 Total Grants	FY 1995 Total Grants	FY 1996 Total Grants	FY 1997 Total Grants
522	Belleville	\$7,785,142	\$8,741,657	\$8,912,403	\$8,930,408	\$9,996,639	\$11,588,232	\$11,944,222	12,919,931
503	Black Hawk	6,653,922	7,156,716	7,011,571	6,978,585	7,340,297	7,560,329	8,374,803	8,821,192
508	Chicago	61,324,017	57,569,071	53,763,432	56,160,170	56,489,317	55,307,152	55,004,449	54,867,655
507	Danville	3,007,904	3,147,507	3,189,140	3,146,845	3,288,457	3,491,144	3,624,427	3,813,564
502	DuPage	11,712,802	12,028,986	12,051,255	11,939,840	11,964,764	12,627,767	13,179,428	13,790,384
509	Elgin	3,146,113	3,409,520	3,714,451	3,640,406	3,836,507	4,201,372	4,307,067	4,691,917
512	Harper	7,370,894	7,446,182	7,095,854	6,595,465	6,742,589	6,865,061	7,387,696	7,560,636
540	Heartland								1,682,175
519	Highland	2,552,896	2,717,504	2,769,746	2,491,418	2,458,116	2,584,034	2,783,363	3,088,573
514	Illinois Central	8,351,947	8,248,636	7,679,254	7,577,320	7,652,605	7,776,102	8,299,320	8,550,807
529	Illinois Eastern	7,440,812	7,394,141	7,443,518	7,523,449	7,893,756	8,289,703	8,645,907	9,407,968
513	Illinois Valley	2,733,035	2,570,653	2,440,673	2,492,913	2,438,812	2,473,722	2,645,841	2,923,061
525	Joliet	5,318,008	5,349,311	5,031,849	4,867,164	4,829,447	5,115,972	5,325,738	5,720,266
520	Kankakee	4,266,454	4,139,209	3,984,002	3,897,761	4,355,528	4,927,588	4,791,921	5,315,643
501	Kaskaskia	3,552,211	3,675,774	3,690,756	3,813,223	4,139,871	4,331,001	4,650,210	5,090,772
523	Kishwaukee	2,726,732	2,874,913	2,729,376	2,455,612	2,554,458	2,494,373	2,654,823	2,978,101
532	Lake County	5,042,613	5,084,443	5,225,514	5,035,053	5,027,855	5,266,182	5,571,405	5,903,991
517	Lake Land	3,556,626	3,609,424	3,829,689	3,755,129	4,209,942	4,591,794	4,923,519	5,259,389
536	Lewis & Clark	2,986,116	3,030,806	3,418,863	3,289,051	3,342,042	3,529,624	3,780,402	4,039,454
526	Lincoln Land	4,047,238	3,959,795	3,777,511	3,804,974	3,874,207	4,051,525	4,286,015	4,818,344
530	Logan	4,367,886	5,354,910	5,410,548	6,041,715	6,232,524	6,784,207	7,260,943	8,510,363
528	McHenry	1,518,601	1,559,257	1,623,317	1,766,576	1,982,642	2,147,914	2,361,952	2,596,410
541	Metropolitan								2,324,857
524	Moraine Valley	6,825,118	7,191,191	7,426,585	7,093,419	7,230,433	7,327,879	7,570,684	7,536,024
527	Morton	1,650,843	1,665,352	1,819,208	1,709,953	1,811,652	1,833,487	1,908,350	2,163,780
535	Oakton	4,745,844	5,069,275	5,176,328	4,950,623	5,000,129	5,291,025	5,696,547	6,005,266
505	Parkland	4,606,778	5,076,206	5,457,576	4,911,077	5,954,200	6,138,854	6,644,624	6,661,421
515	Prairie State	2,697,611	2,657,011	2,578,497	2,625,273	2,752,858	2,763,692	2,944,497	3,135,988
521	Rend Lake	3,628,533	3,703,699	3,848,469	3,920,115	4,041,847	4,108,903	4,358,233	4,994,048
537	Richland	1,703,419	1,702,556	1,741,509	1,734,528	1,865,178	1,943,716	2,046,188	2,288,960
511	Rock Valley	3,844,650	3,796,127	3,738,825	3,753,256	3,793,454	3,847,896	4,187,882	4,464,383
518	Sandburg	1,998,933	2,134,847	2,031,043	1,917,516	2,129,184	2,233,779	2,288,356	2,671,293
506	Sauk Valley	2,267,996	2,407,280	2,230,739	2,217,439	2,295,426	2,327,003	2,389,055	2,540,632
531	Shawnee	1,840,374	1,879,912	1,783,995	1,896,714	2,468,869	2,690,240	2,913,163	3,281,289
510	South Suburban	3,873,867	4,963,177	4,878,025	4,383,016	4,984,812	6,173,345	6,290,196	7,099,445
533	Southeastern	3,976,109	4,105,638	4,074,090	3,977,343	4,024,591	4,178,918	4,591,564	5,034,661
534	Spoon River	1,583,636	1,669,153	1,599,810	1,659,284	1,633,330	1,796,487	1,786,143	2,014,395
504	Triton	9,430,380	8,888,685	8,399,833	7,920,530	7,635,909	7,768,211	7,943,413	8,234,878
516	Waubensee	2,314,481	2,470,457	2,613,578	2,570,435	2,618,478	2,824,993	3,045,086	3,389,490
539	Wood	2,112,309	2,275,404	2,229,467	2,006,101	1,930,584	1,951,200	1,950,158	2,112,359
TOTALS		\$218,762,850	\$220,724,385	\$216,420,299	\$215,449,701	\$222,821,316	\$231,204,426	\$240,357,589	\$258,303,762

*Heartland and Metropolitan were included in the system funding formula in fiscal year 1997 for the first time.



Illinois Community College Board
Table IV-3
NET INSTRUCTIONAL UNIT COST IN ILLINOIS PUBLIC COMMUNITY COLLEGES
SINCE FISCAL YEAR 1990

Dist. No.	District/College	FY 1990	FY 1991	FY 1992	FY 1993	FY 1994	FY 1995	FY 1996
522	Belleville	\$97.55	\$103.48	\$105.82	\$106.73	\$115.93	\$125.33	\$133.82
503	Black Hawk	114.81	127.88	130.94	141.07	142.18	159.55	162.45
	East	151.57	160.34	--	--	--	--	--
	Quad Cities	109.40	123.00	--	--	--	--	--
508	Chicago	108.77	109.06	108.75	114.61	117.08	135.91	154.72
	City-Wide	100.77	96.92	98.77	120.08	--	--	--
	Daley	121.44	121.05	123.14	141.60	126.79	152.58	141.92
	Kennedy-King	109.84	106.75	99.11	112.86	110.60	163.16	211.20
	Malcolm X	93.68	98.68	97.42	92.70	101.73	119.67	135.27
	Olive-Harvey	104.45	107.37	112.58	118.69	131.97	149.32	166.70
	Truman	100.86	102.02	101.52	101.94	107.78	122.03	133.25
	Washington	147.36	144.34	144.83	148.13	135.42	136.57	177.07
	Wright	131.82	131.27	127.23	122.91	127.13	136.03	156.83
507	Danville	126.02	135.58	120.96	129.93	143.97	170.47	185.04
502	DuPage	101.90	110.63	120.35	124.26	134.86	143.55	148.46
509	Elgin	116.78	129.03	133.46	138.97	144.08	161.87	158.84
512	Harper	138.01	158.78	161.06	163.08	178.72	160.70	220.69
540	Heartland	--	--	--	--	--	154.98	169.44
519	Highland	115.74	122.28	131.08	143.01	140.88	158.04	181.66
514	Illinois Central	115.99	124.92	124.83	133.16	152.64	149.11	143.51
529	Illinois Eastern	85.54	84.56	85.63	85.37	93.40	98.04	105.67
	Frontier	69.49	67.53	98.27	62.69	75.06	75.50	90.48
	Lincoln Trail	109.84	111.75	104.07	103.93	114.64	117.53	124.89
	Olney Central	101.53	111.64	78.24	101.98	105.90	117.30	128.29
	Wabash Valley	73.14	66.89	64.91	77.32	83.15	87.29	90.06
513	Illinois Valley	110.19	111.11	111.82	118.81	128.77	139.88	155.35
525	Joliet	122.41	142.08	143.86	145.15	158.98	178.19	194.66
520	Kankakee	92.89	95.39	93.29	92.69	102.81	104.19	104.92
501	Kaskaskia	108.75	110.66	112.59	111.56	123.75	131.50	136.10
523	Kishwaukee	127.56	134.01	123.83	131.17	144.26	150.88	153.25
532	Lake County	133.44	152.45	162.59	157.02	181.14	187.18	195.85
517	Lake Land	95.80	99.53	102.05	103.17	126.53	133.67	132.56
536	Lewis & Clark	111.09	103.96	98.82	109.91	124.33	143.38	141.78
526	Lincoln Land	112.20	123.39	116.48	117.79	132.62	142.43	154.95
530	Logan	104.48	106.18	119.28	111.12	124.19	127.47	143.69
528	McHenry	123.85	151.84	132.52	134.45	143.67	149.23	154.38
524	Moraine Valley	112.93	137.39	159.83	136.17	160.72	164.54	174.17
527	Morton	137.92	140.20	141.87	145.58	155.63	153.54	163.19
535	Oakton	125.20	134.13	132.92	127.85	133.86	150.05	150.86
505	Parkland	127.21	137.44	125.15	146.46	154.08	169.00	176.44
515	Prairie State	126.02	122.63	125.97	133.69	143.42	156.65	160.24
521	Rend Lake	120.65	112.98	99.83	120.32	120.69	132.82	132.50
537	Richland	132.88	132.99	114.97	113.07	134.40	158.23	175.79
511	Rock Valley	138.32	133.76	138.16	147.55	151.39	162.88	172.64
518	Sandburg	125.89	122.93	124.45	130.58	130.58	163.17	163.17
506	Sauk Valley	124.04	127.63	134.54	138.56	154.96	164.82	200.45
531	Shawnee	110.81	111.53	116.51	70.54	136.07	161.85	170.32
510	South Suburban	141.43	128.96	129.71	133.81	141.00	162.52	164.81
533	Southeastern	98.79	108.78	114.70	120.55	127.15	138.40	143.79
534	Spoon River	134.29	130.04	116.30	119.20	127.38	127.63	156.13
601	State Comm. Coll.	159.35	160.09	189.53	154.71	DNA	155.79	155.79
504	Triton	143.34	146.59	149.00	154.41	160.88	158.98	154.35
516	Waubonsee	130.48	137.49	150.74	163.18	156.89	162.14	185.91
539	Wood	<u>134.48</u>	<u>137.86</u>	<u>140.43</u>	<u>147.42</u>	<u>162.90</u>	<u>176.48</u>	<u>182.77</u>
	STATE AVERAGES	\$116.16	\$121.74	\$123.44	\$126.88	136.09	\$147.68	\$158.95

SOURCE OF DATA: Unit Cost Reports

Illinois Community College Board
Table IV-4
FISCAL YEAR 1996 TOTAL REIMBURSABLE CREDIT HOURS

Dist. No.	District	Baccalaureate	Business	Technical	Health	Remedial	ABE/ASE	Total
522	Belleville	121,245	21,420	32,010	10,095	17,423	7,530	209,723
503	Black Hawk	75,478	12,336	20,871	7,195	7,769	28,763	152,412
508	Chicago	361,215	57,451	66,929	59,292	107,331	724,402	1,376,620
507	Danville	29,527	5,160	6,470	1,169	3,565	4,059	49,950
502	DuPage	265,387	30,204	60,805	14,064	25,297	19,325	415,082
509	Elgin	74,679	10,827	18,385	7,484	8,047	19,419	138,841
512	Harper	143,303	18,626	16,881	8,124	22,157	13,286	222,377
540	Heartland	33,903	2,734	3,469	1,314	5,917	752	48,089
519	Highland	26,677	2,676	4,125	3,033	5,911	4,475	46,897
514	Illinois Central	123,364	16,715	23,263	9,128	7,493	6,977	186,940
529	Illinois Eastern	62,412	10,100	35,050	17,365	3,701	3,485	132,113
513	Illinois Valley	43,755	4,262	12,034	4,044	3,904	2,433	70,432
525	Joliet	102,239	9,942	25,604	6,751	15,746	10,994	171,276
520	Kankakee	31,409	7,152	6,883	7,843	6,805	32,008	92,100
501	Kaskaskia	40,823	5,781	8,957	9,524	3,036	2,504	70,625
523	Kishwaukee	33,859	3,083	6,080	3,876	3,789	6,667	57,354
532	Lake County	114,120	9,757	17,647	7,291	14,765	13,021	176,601
517	Lake Land	53,476	8,943	21,976	7,140	4,334	2,606	98,475
536	Lewis & Clark	47,584	7,537	7,574	6,230	7,986	7,000	83,911
526	Lincoln Land	85,332	13,620	19,921	7,762	9,634	1,245	137,514
530	Logan	69,960	10,389	10,018	7,457	4,810	6,038	108,672
528	McHenry	52,330	6,923	6,640	2,705	4,458	8,426	81,482
524	Moraine Valley	142,747	12,721	16,939	12,520	15,462	10,813	211,202
527	Morton	26,475	2,607	3,226	3,883	1,625	15,043	52,859
535	Oakton	103,706	12,094	18,616	8,023	20,630	27,943	191,012
505	Parkland	90,970	9,634	15,251	10,954	16,045	3,565	146,419
515	Prairie State	46,882	4,915	7,750	6,977	8,383	7,481	82,388
521	Rend Lake	35,295	5,113	15,464	6,446	4,104	2,602	69,024
537	Richland	33,943	3,923	4,894	1,565	5,928	2,992	53,245
511	Rock Valley	75,412	9,164	18,816	4,774	10,939	5,114	124,219
518	Sandburg	30,170	5,389	6,395	6,351	3,600	2,835	54,740
506	Sauk Valley	27,501	3,855	4,933	2,914	3,866	1,527	44,596
531	Shawnee	23,745	4,629	2,854	4,916	1,884	2,672	40,700
510	South Suburban	60,268	11,287	9,902	13,173	14,083	24,394	133,107
533	Southeastern	29,844	4,944	14,446	7,714	2,832	4,643	64,423
534	Spoon River	24,092	3,195	3,650	2,058	1,617	1,504	36,116
601	State Comm. Coll.	7,722	1,606	1,820	808	1,652	4,773	18,381
504	Triton	113,629	21,432	35,742	25,760	14,404	33,648	244,615
516	Waubonsee	53,198	10,821	8,673	4,786	5,973	19,647	103,098
539	Wood	<u>19,071</u>	<u>3,613</u>	<u>4,773</u>	<u>2,569</u>	<u>3,090</u>	<u>2,491</u>	<u>35,607</u>
STATE TOTALS		2,936,747	406,580	625,736	335,077	429,995	1,099,102	5,833,237

*The credit hours used for funding purposes may not be the same as presented in this table.
SOURCE OF DATA: ICCB Credit Hour Claims

Illinois Community College Board
Table IV-5
SUMMARY OF FISCAL YEAR 1996 ICCB GRANTS TO ILLINOIS PUBLIC COMMUNITY COLLEGES

Dist. No.	District	Credit Hour Grants	Equalization Grants	Special Populations Grants	Economic Development Grants	Advanced Technology Grants	Retirees Health Ins. Grants	Total Grants
522	Belleville	\$6,604,363	\$4,730,541	\$149,250	\$178,696	\$211,607	\$69,766	\$11,944,222
503	Black Hawk	4,254,446	3,580,622	235,220	113,829	116,084	74,601	8,374,803
508	Chicago	32,632,495	13,587,521	7,036,571	481,897	658,102	607,864	55,004,449
507	Danville	1,813,096	1,563,082	74,735	69,229	50,406	53,879	3,624,427
502	DuPage	12,223,680	0	215,230	256,919	326,798	156,801	13,179,428
509	Elgin	3,831,211	0	201,327	110,642	111,390	52,497	4,307,067
512	Harper	6,807,478	0	204,714	128,851	138,205	108,448	7,387,696
519	Highland	1,643,728	930,732	73,770	59,852	36,598	38,682	2,783,363
514	Illinois Central	5,653,827	2,162,679	93,989	133,679	145,315	109,830	8,299,320
529	Illinois Eastern	4,280,856	3,824,506	143,401	158,275	181,536	57,333	8,645,907
513	Illinois Valley	2,408,678	0	52,088	75,860	60,171	49,044	2,645,841
525	Joliet	4,817,690	0	185,066	116,549	120,089	86,344	5,325,738
520	Kankakee	2,316,315	2,084,745	217,600	80,581	67,122	25,558	4,791,921
501	Kaskaskia	2,487,013	1,901,803	56,709	89,937	80,901	33,847	4,650,210
523	Kishwaukee	1,715,712	729,227	75,477	64,867	43,982	25,558	2,654,823
532	Lake County	5,128,840	0	165,957	113,717	115,919	46,971	5,571,405
517	Lake Land	3,044,180	1,545,664	58,875	110,472	111,140	53,188	4,923,519
536	Lewis & Clark	2,621,232	846,219	117,970	82,101	69,362	43,518	3,780,402
526	Lincoln Land	3,946,428	0	79,626	103,632	101,068	55,260	4,286,015
530	Logan	2,943,392	4,064,651	71,099	84,873	73,443	23,486	7,260,943
528	McHenry	2,151,706	0	72,884	67,738	48,211	21,413	2,361,952
524	Moraine Valley	7,002,039	0	158,092	153,641	174,711	82,200	7,570,684
527	Morton	1,645,174	0	101,243	59,796	36,515	65,622	1,908,350
535	Oakton	5,150,643	0	268,298	111,048	111,988	54,570	5,696,547
505	Parkland	4,990,565	1,220,483	128,329	120,551	125,982	58,714	6,644,624
515	Prairie State	2,615,357	18,982	110,834	76,595	61,253	61,477	2,944,497
521	Rend Lake	2,124,358	1,981,261	54,398	87,600	77,459	33,156	4,358,233
537	Richland	1,840,813	0	87,786	62,256	40,137	15,197	2,046,188
511	Rock Valley	3,804,909	0	108,018	104,389	102,182	68,385	4,187,882
518	Sandburg	1,608,734	472,899	70,206	65,441	44,828	26,249	2,288,356
506	Sauk Valley	1,620,289	572,210	56,709	64,553	43,519	31,775	2,389,055
531	Shawnee	1,341,966	1,412,243	42,457	62,652	40,720	13,124	2,913,163
510	South Suburban	4,139,803	1,565,601	294,038	105,191	103,363	82,200	6,290,196
533	Southeastern	2,260,379	2,055,402	62,151	100,261	96,103	17,269	4,591,564
534	Spoon River	1,268,644	348,739	41,663	60,793	37,983	28,321	1,786,143
504	Triton	7,108,439	0	319,673	180,360	214,058	120,882	7,943,413
516	Waubonsee	2,686,703	0	161,250	85,207	73,935	37,991	3,045,086
539	Wood	1,273,307	500,671	53,296	67,470	47,816	7,598	1,950,158
STATE TOTALS		\$165,808,488	\$51,700,483	\$11,700,001	\$4,250,000	\$4,300,000	\$2,598,618	\$240,357,590
SPECIAL INITIATIVES				1,000,000	1,000,000			2,000,000
HEARTLAND								1,466,000
OTHER RETIREES							1,382	1,382
ROUNDING		12	417					429
		165,808,500	\$51,700,900	\$12,700,001	\$5,250,000	\$4,300,000	\$2,600,000	\$243,825,401

SOURCE OF DATA: ICCB Financial Records

Illinois Community College Board
Table IV-6
SUMMARY OF FISCAL YEAR 1997 ICCB GRANTS TO ILLINOIS PUBLIC COMMUNITY COLLEGES

Dist. No.	District	Credit Hour Grants	Equalization Grants	Special Populations Grant	Workforce Prep. Grants		Advanced Tech. Grants	Total Grants		
					Business/ Industry	Education to Careers			Instructional Equipment	Technology Support
522	Belleville	\$6,632,101	\$5,320,205	\$165,930	\$189,822	\$115,627	\$214,369	\$126,815	\$72,556	\$12,919,931
503	Black Hawk	4,224,880	3,768,618	235,672	126,006	109,930	126,008	113,006	77,051	8,821,192
508	Chicago	33,176,335	12,286,874	6,687,504	509,797	231,285	657,411	234,125	671,629	54,867,655
507	Danville	1,771,639	1,571,347	76,600	69,761	104,183	48,131	105,352	50,083	3,813,564
502	DuPage	12,304,872	0	245,328	282,161	136,546	342,223	156,643	148,323	13,790,384
509	Elgin	3,910,768	0	210,354	118,958	110,295	116,249	117,188	55,220	4,691,917
512	Harper	6,605,786	0	216,499	138,396	118,524	143,164	129,149	119,429	7,560,636
540	Hearland	1,330,777	0	53,366	49,504	107,222	20,082	105,206	0	1,682,175
519	Highland	1,662,565	981,349	83,409	61,281	103,961	36,389	105,017	39,168	3,088,573
514	Illinois Central	5,492,433	2,256,635	97,194	143,834	115,389	150,693	121,910	105,303	8,550,807
529	Illinois Eastern	4,461,478	4,120,839	139,582	175,481	104,931	194,512	112,772	59,073	9,407,968
513	Illinois Valley	2,435,374	0	53,386	82,534	106,182	65,816	107,439	49,441	2,923,061
525	Joliet	4,899,081	0	184,902	126,217	115,966	126,300	119,424	88,609	5,720,266
520	Kankakee	2,369,604	2,291,799	235,967	86,518	105,312	71,333	107,218	25,684	5,315,643
501	Kaskaskia	2,532,477	2,054,606	58,748	96,006	104,996	84,469	106,083	34,673	5,090,772
523	Kishwaukee	1,762,161	775,030	76,761	66,958	103,767	44,249	106,077	24,400	2,978,101
532	Lake County	5,106,275	0	179,199	121,329	121,878	119,533	125,767	50,725	5,903,991
517	Lake Land	3,026,509	1,640,388	60,088	119,662	107,897	117,224	109,050	50,725	5,259,389
536	Lewis & Clark	2,519,130	955,976	118,357	84,161	109,119	68,069	110,367	42,378	4,239,454
526	Lincoln Land	4,137,191	0	93,461	127,099	113,788	127,522	115,399	56,504	4,818,344
530	Logan	3,112,748	4,852,254	97,703	93,815	106,238	81,437	110,245	24,400	8,510,363
528	McHenry	2,119,572	1,186,560	89,520	71,150	107,309	50,054	109,069	21,831	2,596,410
541	Metropolitan	806,574	0	54,975	47,924	103,429	17,895	101,840	0	2,324,857
524	Moraine Valley	6,646,394	0	171,666	154,077	114,812	164,875	124,864	82,830	7,536,024
527	Morton	1,662,314	0	102,541	62,125	105,302	37,557	107,450	63,567	2,163,780
535	Oakton	5,111,818	0	289,739	121,558	115,661	119,849	121,794	57,788	6,005,266
505	Parkland	4,749,466	1,190,432	136,028	125,685	110,539	125,564	115,854	59,073	6,661,421
515	Prairie State	2,520,870	52,654	110,684	79,751	108,552	61,963	109,938	60,999	3,135,988
521	Rend Lake	2,359,148	2,117,588	63,760	100,212	103,821	90,293	106,652	32,105	4,994,048
537	Richland	1,845,018	0	87,095	63,989	106,354	40,139	107,120	17,337	2,288,960
511	Rock Valley	3,779,592	0	112,815	112,421	113,074	107,199	116,682	71,272	4,464,383
518	Sandburg	1,717,415	504,855	66,816	75,110	105,185	55,537	104,760	26,968	2,671,293
506	Sauk Valley	1,568,700	551,296	56,114	64,378	104,585	40,678	104,957	34,673	2,540,632
531	Shawnee	1,371,443	1,523,755	46,578	65,062	102,679	41,624	104,088	13,484	3,281,289
510	South Suburban	4,139,250	2,086,843	285,235	114,643	112,297	110,275	116,854	82,188	7,099,445
533	Southeastern	2,325,136	2,193,398	74,650	104,255	102,485	95,892	104,961	18,621	5,034,661
534	Spoon River	1,275,928	351,383	42,262	60,812	103,243	35,740	103,484	30,820	2,014,395
504	Triton	7,028,590	0	315,559	199,474	114,269	227,734	129,008	130,987	8,234,878
516	Waubensee	2,747,236	0	169,187	92,238	109,213	79,253	112,733	40,452	3,389,490
539	Wood	1,261,304	459,768	54,767	65,838	104,155	42,698	103,640	8,989	2,112,359
STATE TOTALS		168,509,952	55,094,452	11,700,000	4,650,000	4,500,000	4,500,000	4,650,000	2,699,358	258,303,762
OTHER RETIREES		48	648						642	696
ROUNDING		\$168,510,000	\$55,095,100	\$11,700,000	\$4,650,000	\$4,500,000	\$4,500,000	\$4,650,000	\$2,700,000	\$258,305,100

SOURCE OF DATA: ICCB Financial Records



Illinois Community College Board

Table IV-7

PER CAPITA COSTS, CHARGEBACK RATES, AND STUDENT TUITION AND
FEE RATES AT ILLINOIS PUBLIC COMMUNITY COLLEGE DISTRICTS

<u>Dist. No.</u>	<u>District</u>	<u>FY 1996 Per Capita Costs a)</u>	<u>FY 1997 Chargeback Rates a)</u>	<u>FY 1997 Student Tuition & Fee Rates b)</u>
522	Belleville	158.88	51.41	42.50
503	Black Hawk	224.30	71.75	53.00
508	Chicago	156.84	97.98	43.17
507	Danville	217.57	124.28	38.00
502	DuPage	192.66	93.67	43.50
509	Elgin	233.22	148.05	40.00
512	Harper	248.56	168.29	46.50
540	Heartland	181.75	89.53	36.00
519	Highland	239.38	115.03	41.35
514	Illinois Central	235.79	109.37	44.45
529	Illinois Eastern	153.72	53.80	31.00
513	Illinois Valley	211.25	99.54	38.75
525	Joliet	201.41	94.54	44.00
520	Kankakee	164.31	36.94	38.00
501	Kaskaskia	165.71	50.53	37.75
523	Kishwaukee	233.23	126.55	40.00
532	Lake County	267.64	146.89	51.00
517	Lake Land	207.96	57.83	46.50
536	Lewis & Clark	248.37	100.27	40.00
526	Lincoln Land	170.64	66.97	39.75
530	Logan	157.10	68.52	32.00
528	McHenry	209.02	142.11	39.47
541	Metropolitan	144.41	54.98	42.00
524	Moraine Valley	223.28	126.89	47.00
527	Morton	263.34	140.02	48.00
535	Oakton	219.64	130.01	36.25
505	Parkland	205.64	111.61	45.00
515	Prairie State	231.52	112.70	54.00
521	Rend Lake	199.94	55.86	34.00
537	Richland	239.06	117.06	39.50
511	Rock Valley	235.92	111.20	43.00
518	Sandburg	206.11	86.78	49.00
506	Sauk Valley	207.94	86.17	43.00
531	Shawnee	212.48	58.06	31.25
510	South Suburban	227.73	113.42	48.00
533	Southeastern	178.66	62.83	30.00
534	Spoon River	206.69	74.05	46.00
504	Triton	188.90	75.73	44.50
516	Waubonsee	251.65	150.82	42.50
539	Wood	<u>232.11</u>	<u>102.40</u>	<u>52.00</u>
	AVERAGES	\$208.86	\$97.11	\$42.04

SOURCES OF DATA: a) Certificate of Chargeback Reimbursement
b) ICCB Survey

DNA - Data Not Available

Illinois Community College Board
Table IV-8

1995 OPERATING TAX EXTENSIONS* FOR REAL ESTATE AND OTHER PROPERTY
TAX AND 1996 CORPORATE PERSONAL PROPERTY REPLACEMENT TAX REVENUES

Dist. No.	District	1995 Operating Tax Extension a)	1996 Total CPPRT b)
522	Belleville	\$4,597,551	\$833,112
503	Black Hawk	4,226,341	819,745
508	Chicago	74,478,312	8,166,292
507	Danville	2,800,620	344,935
502	DuPage	39,378,036	929,747
509	Elgin	15,414,209	337,639
512	Harper	27,085,019	574,843
540	Heartland	4,486,258	480,588
519	Highland	2,308,320	240,896
514	Illinois Central	7,522,901	1,761,998
529	Illinois Eastern	1,973,618	402,501
513	Illinois Valley	3,405,447	720,463
525	Joliet	13,739,369	1,178,442
520	Kankakee	2,222,899	294,305
501	Kaskaskia	1,668,777	297,494
523	Kishwaukee	3,477,210	157,207
532	Lake County	22,733,058	709,007
517	Lake Land	3,203,718	261,194
536	Lewis & Clark	4,161,909	594,111
526	Lincoln Land	9,859,399	658,619
530	Logan	1,887,059	376,694
528	McHenry	8,328,612	194,920
541	Metropolitan	257,473	296,846
524	Moraine Valley	12,457,439	754,028
527	Morton	4,326,126	751,094
535	Oakton	21,770,821	615,286
505	Parkland	8,454,987	1,319,857
515	Prairie State	4,639,741	289,275
521	Rend Lake	1,100,729	257,332
537	Richland	4,352,368	259,039
511	Rock Valley	9,848,444	923,969
518	Sandburg	2,178,964	162,749
506	Sauk Valley	2,468,180	278,172
531	Shawnee	674,963	295,434
510	South Suburban	5,275,617	336,673
533	Southeastern	1,065,775	134,206
534	Spoon River	1,133,880	549,259
504	Triton	15,877,037	1,203,643
516	Waubonsee	9,004,356	553,426
539	Wood	1,622,299	301,043
TOTALS		\$365,467,841	\$29,616,083

*1995 tax extensions are collectible in 1996

SOURCES OF DATA: a) ICCB 1997 Tax Survey
b) Department of Revenue

Illinois Community College Board
Table IV-9
1995 TAX LEVY RATES (PER \$100 OF EAV)

Dist. No.	District	Impacted by PTELL*	Education Fund	Oper. & Maint. Fund	Supp. Equity	Liability, Protect. & Settlement Fund	Audit Fund	Building Bonds	Working Cash Bonds	Protect., Health & Safety Bonds	Teacher's Orders	Prot., Health, & Safety Tax Levy	PBC Oper. & Maint. Fund	PBC Rental Fund	Total
522	Belleville		13.20	2.80		4.42	0.09					3.04			23.55
503	Black Hawk		11.68	6.82	4.44	7.52	0.30					4.50			35.26
508	Chicago	X	17.42	4.98		0.92	0.18							12.16	37.77
507	Danville		36.91	7.43		5.35	0.25	10.09					2.12		60.03
502	DuPage	X	17.06	2.92		0.61	0.03								20.62
509	Elgin	X	22.30	7.11		3.06	0.06						1.06		41.54
512	Harper	X	16.24	6.96		1.32	0.06	0.55	1.24	0.50		1.03			27.90
540	Heartland		17.50	5.00		0.74	0.09		1.12						24.45
519	Highland		17.50	7.50		3.53	0.25		3.37	2.55		4.79			39.48
514	Illinois Central		19.89	4.98		5.70	0.13			11.98		4.69		9.42	44.81
529	Illinois Eastern		17.50	7.50		5.06	0.38		2.67			4.87			42.42
513	Illinois Valley		12.91	3.97		3.56	0.13					0.64			28.11
525	Joliet	X	12.49	7.49		0.68	0.07								21.37
520	Kankakee		12.43	3.55	3.10	2.48	0.20								21.76
501	Kaskaskia		17.50	7.50		6.52	0.49		0.41			5.00			37.42
523	Kishwaukee		27.08	7.03		3.84	0.26	17.63				1.91			57.75
532	Lake County		13.00	6.00		0.40	0.10		1.40			1.10			22.00
517	Lake Land		15.50	2.50	5.54	3.74	0.22					5.00			32.50
536	Lewis & Clark		15.00	10.00		3.32	0.10		3.17	0.10					31.69
526	Lincoln Land		24.99	6.00		1.41	0.10		1.62	1.44					35.56
530	Logan		20.00	5.00		9.14	0.03	15.49							49.66
528	McHenry	X	22.00	3.00		2.47	0.15	7.12							34.74
541	Metropolitan		17.50	5.00		9.80	0.50					1.41			32.80
524	Moraine Valley	X	17.50	4.94	0.65	2.67	0.17	2.79							30.13
527	Morton	X	29.49	9.83		10.72	0.49								50.53
535	Oakton	X	15.90	3.48		0.92	0.04		2.87						24.61
505	Parkland		26.00	10.00		6.60	0.17					1.40			47.77
515	Prairie State	X	20.54	3.00		4.13	0.14	0.89		7.41		5.00			41.15
521	Rend Lake		19.45	4.86		5.30	0.49			9.10	12.00	4.79			55.99
537	Richland		21.31	4.00		2.64	0.21								28.16
511	Rock Valley		23.00	4.00		3.58	0.10	2.54				5.00			38.22
518	Sandburg		17.00	5.00	1.54	2.37	0.34		1.36		5.00	3.82			36.43
506	Sauk Valley		24.47	3.00		1.59	0.34			2.97		5.00			37.37
531	Shawnee		18.78	4.79	6.02	7.87	0.50								31.94
510	South Suburban	X	9.88	7.39		15.30	0.26	2.09			7.66	1.97			50.57
533	Southeastern		27.64	9.80		6.16	0.50			2.78					44.10
534	Spoon River		20.00	5.00		5.13	0.36								33.27
504	Triton	X	24.65	6.77		3.57	0.12		1.50			1.65			36.76
516	Waubounee	X	25.70	3.00		2.37	0.16		3.18			1.44		12.04	46.21
539	Wood		17.50	5.00	1.04	5.33	0.42								33.92

SOURCE OF DATA: ICCB 1996 Tax Survey
*Property Tax Extension Limitation Law



Illinois Community College Board

Table IV-10

FISCAL YEAR 1996 NET INSTRUCTIONAL UNIT COST BY FUNDED INSTRUCTIONAL CATEGORIES
IN ILLINOIS PUBLIC COMMUNITY COLLEGES

Dist. No.	District	Baccalaureate	Business	Technical	Health	Remedial	ABE/ASE	Average
522	Belleville	\$121.50	\$136.99	\$162.40	\$205.79	\$121.70	\$126.64	\$133.82
503	Black Hawk	164.16	153.12	191.80	235.12	153.14	124.51	162.45
508	Chicago	210.08	217.76	215.47	211.28	146.80	112.28	154.72
507	Danville	167.80	211.61	257.48	249.46	161.13	166.74	185.04
502	DuPage	142.69	162.60	168.42	237.79	119.56	125.56	148.46
509	Elgin	150.82	187.15	205.99	265.22	142.33	96.20	158.84
512	Harper	210.52	226.78	265.31	366.22	207.58	201.60	220.69
540	Heartland	164.87	163.80	208.04	229.01	147.07	288.12	169.44
519	Highland	182.29	210.02	226.96	201.37	132.98	170.36	181.66
514	Illinois Central	130.13	147.42	182.16	213.37	135.84	128.58	143.51
529	Illinois Eastern	99.94	104.69	114.97	113.74	140.11	54.83	105.67
513	Illinois Valley	155.04	142.01	153.49	212.86	141.08	120.40	155.35
525	Joliet	176.57	207.53	271.75	282.17	172.71	150.28	194.66
520	Kankakee	106.98	112.61	175.94	187.53	97.83	67.79	104.92
501	Kaskaskia	123.26	147.70	162.52	176.58	118.90	94.13	136.10
523	Kishwaukee	129.54	157.51	240.76	210.84	140.42	156.09	153.25
532	Lake County	191.93	213.84	233.06	318.05	175.53	139.33	195.85
517	Lake Land	122.94	134.39	146.32	187.96	120.75	94.65	132.56
536	Lewis & Clark	130.04	159.27	174.13	233.36	118.15	124.20	141.78
526	Lincoln Land	148.03	124.04	162.11	264.93	149.42	205.06	154.95
530	Logan	134.57	155.76	182.56	187.75	149.46	105.32	143.69
528	McHenry	149.22	184.13	211.23	176.15	146.41	114.36	154.38
524	Moraine Valley	165.56	189.66	299.43	250.13	130.64	119.78	174.17
527	Morton	162.83	195.55	230.97	266.08	121.26	124.59	163.19
535	Oakton	152.35	184.83	182.03	227.81	128.12	102.35	150.86
505	Parkland	163.78	171.46	202.46	287.05	164.26	147.83	176.44
515	Prairie State	147.61	140.81	196.10	248.01	136.84	158.29	160.24
521	Rend Lake	110.17	139.35	167.38	172.15	98.11	195.36	132.50
537	Richland	172.15	185.11	228.36	188.71	163.64	138.21	175.79
511	Rock Valley	162.72	174.48	243.80	194.93	137.54	108.62	172.64
518	Sandburg	147.63	173.03	183.01	192.78	141.20	203.75	163.17
506	Sauk Valley	188.94	189.59	228.77	324.68	180.22	163.97	200.45
531	Shawnee	157.08	192.37	232.55	183.29	122.45	190.53	170.32
510	South Suburban	166.57	174.31	205.84	205.73	158.77	119.01	164.81
533	Southeastern	137.60	152.35	169.89	158.10	135.39	93.67	143.79
534	Spoon River	137.59	215.03	219.71	166.24	120.70	203.25	156.13
601	State Comm. Coll.	150.68	172.69	149.77	179.29	173.66	139.46	155.79
504	Triton	150.48	146.85	194.66	189.29	155.78	100.78	154.35
516	Waubensee	180.70	208.59	252.94	237.84	166.38	154.91	185.91
539	Wood	<u>167.96</u>	<u>179.14</u>	<u>218.20</u>	<u>258.60</u>	<u>176.51</u>	<u>157.48</u>	<u>182.77</u>
	STATE AVERAGES	\$160.25	\$173.89	\$195.69	\$217.23	\$146.55	\$116.15	\$158.95

SOURCE OF DATA: ICCB Unit Cost Report

Illinois Community College Board
Table IV-11
Fiscal Year 1996 Audited Operating Revenues* By Source

Dist. No.	District	Local Taxes & Chgbacks	Student Tuition	Student Fees	ICCB Grants	CPPRT**	SBE Adult Ed & Other State	SBE Voc Ed	Federal	Other	Total
522	Belleville	\$4,453,567	\$8,716,695	\$1,038,129	\$11,334,944	\$831,611	\$0	\$548,724	\$29,644	\$418,892	\$27,372,166
503	Black Hawk	4,115,766	7,853,759	707,966	7,654,805	843,000	32,665	258,606	384,657	980,878	22,832,104
508	Chicago	70,899,892	37,945,102	0	46,220,016	8,232,792	0	1,558,089	225,537	6,833,468	171,914,896
507	Danville	2,655,548	2,455,246	360,305	3,376,178	347,917	87,366	0	6,220	294,279	9,583,059
502	DuPage	38,686,238	19,038,753	665,024	12,223,680	927,901	0	459,326	0	1,368,350	73,369,272
509	Elgin	15,375,775	5,371,735	0	3,831,211	340,830	211,806	0	0	754,669	25,886,026
512	Harper	26,484,497	10,492,757	900,925	6,807,478	573,204	236,065	0	0	1,857,484	47,568,874
540	Heartland	4,090,717	2,248,715	175,381	1,251,000	0	703,684	216,464	0	3,713	8,905,081
519	Highland	2,200,465	1,692,434	126,012	2,574,460	240,461	0	62,189	3,713	369,682	7,285,078
514	Illinois Central	7,349,028	7,657,642	593,972	7,701,122	1,758,821	1,198,668	279,489	0	2,253,872	28,792,614
529	Illinois Eastern	1,883,658	1,521,621	311,805	8,105,362	405,980	640,043	616,882	0	556,226	14,041,577
513	Illinois Valley	3,328,156	2,392,238	311,048	2,264,687	726,691	111,479	0	0	0	9,562,170
525	Joliet	14,686,094	7,315,491	1,634,654	4,817,690	0	239,951	161,443	1,065	426,806	29,536,913
520	Kankakee	2,199,836	2,728,637	217,763	4,401,060	296,849	544,500	193,137	19,502	662,088	11,162,176
501	Kaskaskia	1,903,987	1,859,877	299,787	4,072,806	296,958	362,455	79,586	58,000	522,394	9,058,114
523	Kishwaukee	3,572,096	2,057,556	203,123	2,431,976	149,297	0	100,300	8,450	125,651	8,048,449
532	Lake County	22,108,345	9,308,006	682,460	5,128,840	715,131	1,469,713	112,615	0	681,584	40,206,694
517	Lake Land	3,045,121	3,267,062	1,162,062	4,214,360	263,452	880,805	234,100	0	216,464	13,283,426
536	Lewis & Clark	4,021,964	3,066,541	184,208	3,467,451	599,247	0	132,525	0	50,621	11,522,557
526	Lincoln Land	9,135,188	4,435,511	61,100	3,555,473	657,432	66,848	151,105	14,186	490,104	18,566,947
530	Logan	1,840,395	3,798,420	345,651	7,008,043	376,015	0	201,324	0	434,285	14,004,133
528	McHenry	8,078,090	3,574,441	741,506	2,151,706	194,568	546,138	70,746	0	359,324	15,716,519
524	Moraine Valley	11,761,887	12,192,430	659,050	7,002,039	751,855	0	245,928	0	938,374	33,551,563
527	Morton	4,531,637	1,981,156	125,413	1,645,174	737,210	0	33,673	0	332,685	9,406,948
535	Oakton	21,984,763	6,789,862	1,387,813	4,627,773	0	611,789	121,593	0	2,046,910	37,570,503
505	Parkland	8,399,102	8,989,109	751,577	6,211,048	1,331,267	994,120	266,805	0	1,479,918	28,422,946
515	Prairie State	4,480,428	4,446,827	488,445	2,634,339	291,647	0	144,614	0	457,065	12,943,365
521	Rend Lake	1,036,986	1,743,721	131,504	3,913,006	257,017	0	262,156	0	397,228	7,741,618
537	Richland	3,249,801	2,246,973	256,145	1,840,813	261,278	0	52,001	0	295,987	8,202,998
511	Rock Valley	10,297,450	4,942,273	423,880	3,804,909	931,957	0	140,146	0	364,606	20,905,221
518	Sandburg	1,468,868	2,238,173	203,171	1,920,269	162,455	25,566	89,266	0	146,357	6,254,125
506	Sauk Valley	2,342,121	1,697,960	116,250	2,192,499	280,577	0	69,985	28,673	174,739	6,902,804
531	Shawnee	635,099	1,148,064	265,597	2,754,209	308,822	0	110,885	12,744	382,741	5,618,161
510	South Suburban	5,265,685	5,815,068	1,020,900	5,705,404	335,703	699,348	303,418	14,647	446,411	19,606,584
533	Southeastern	1,118,341	1,473,119	130,297	4,315,781	135,930	97	173,918	80,657	205,776	7,633,916
534	Spoon River	1,069,769	1,637,220	252,009	1,617,383	554,006	0	54,258	24,479	140,114	5,349,238
601	State Comm. Coll.										
504	Triton	16,207,832	12,412,219	308,153	7,108,439	1,213,445	0	650,281	1,284	1,226,864	39,128,517
516	Waubonsee	8,803,593	3,469,417	386,737	2,686,703	558,210	684,773	141,336	55,756	3,485,251	20,271,776
539	Wood	1,534,765	2,181,553	181,461	1,773,978	244,896	82,304	0	460	403,559	6,402,976
STATE TOTALS		\$356,302,550	\$224,203,383	\$17,811,283	\$216,348,074	\$27,154,434	\$10,430,183	\$8,381,021	\$1,094,009	\$33,007,167	\$894,732,104

*Revenues received in the Education and Operations & Maintenance Funds
**Corporate Personal Property Replacement Tax Revenue

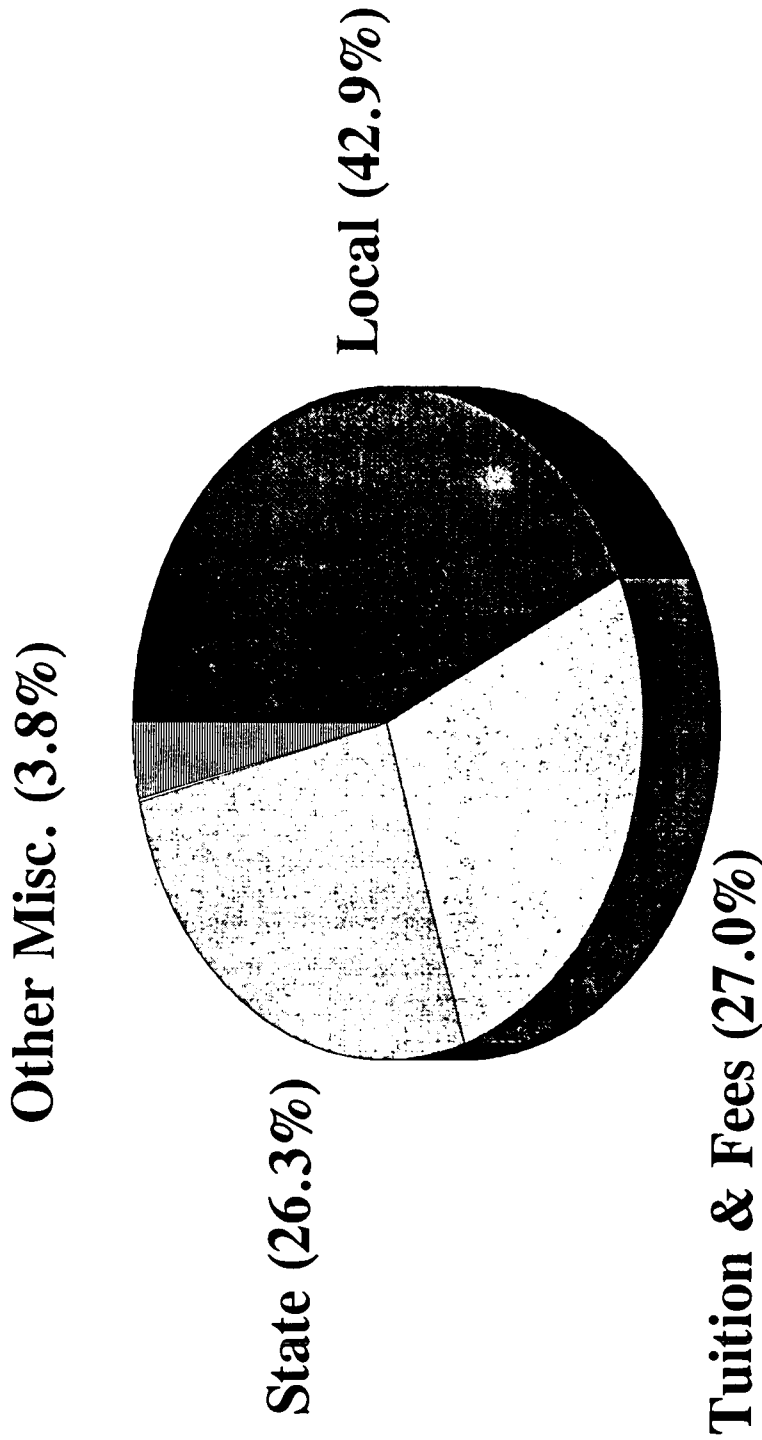


Figure 3. FY 1996 Audited Sources of Revenue

Illinois Community College Board
Table IV-12

FISCAL YEAR 1996 AUDITED OPERATING EXPENDITURES* BY FUNCTION

Dist. No.	District	Instruction	Acad Support	Student Services	Public Service	Organ Research	Ind. Operations	Oper & Maintenance	General Administration	Instit. Support	Total
522	Belleville	\$14,133,967	\$1,368,783	\$2,600,970	\$283,329	\$0	\$0	\$3,044,523	\$1,744,270	\$2,761,127	\$25,936,969
503	Black Hawk	9,719,273	2,405,253	2,035,418	757,167	0	0	2,522,229	2,293,836	3,038,397	22,771,573
508	Chicago	88,753,418	7,208,130	15,530,742	2,455,890	0	0	29,571,307	26,509,615	7,365,504	177,394,606
507	Danville	4,098,980	387,954	568,622	301,990	0	148,904	1,464,348	694,636	1,675,393	9,340,827
502	DuPage	36,095,788	5,324,181	5,978,755	106,109	0	0	8,540,276	4,188,503	7,602,761	67,836,373
509	Elgin	11,920,274	1,095,705	2,300,970	9,050	0	0	3,586,850	1,225,368	2,660,876	22,799,093
512	Harper	22,604,422	2,636,033	4,404,115	185,119	0	0	6,783,529	1,979,870	9,942,724	48,535,812
540	Heartland	4,156,954	737,516	570,599	176,495	0	0	1,045,402	871,305	1,050,723	8,608,994
519	Highland	3,549,263	446,942	607,873	219,984	0	0	967,430	613,623	735,413	7,140,528
514	Illinois Central	14,422,849	1,339,297	1,731,938	0	0	0	4,369,097	2,044,177	3,637,977	27,545,335
529	Illinois Eastern	6,493,734	374,125	656,586	0	0	0	1,961,065	1,826,023	1,634,926	13,404,927
513	Illinois Valley	4,960,376	477,939	712,728	0	0	458,468	1,294,400	729,546	907,547	9,082,536
525	Joliet	17,422,903	1,013,161	1,868,187	136,158	0	0	4,114,689	1,686,512	2,251,360	28,492,970
520	Kankakee	4,858,872	475,812	741,691	18,468	0	0	1,258,396	709,882	2,333,016	10,396,137
501	Kaskaskia	4,415,702	322,489	653,984	0	0	92,630	990,653	430,682	1,134,425	8,040,565
523	Kishwaukee	4,880,645	391,308	634,251	214,382	0	0	1,307,062	481,002	536,115	8,444,765
532	Lake County	19,456,619	2,815,158	3,032,754	1,582,707	0	0	3,679,484	2,533,443	4,678,580	37,778,745
517	Lake Land	7,373,186	327,925	1,020,780	0	0	0	1,783,363	535,186	1,887,253	12,927,693
536	Lewis & Clark	5,712,742	499,442	1,065,400	61,654	0	0	1,954,468	771,827	927,338	10,992,871
526	Lincoln Land	10,598,685	734,399	1,537,374	298,250	0	0	2,135,284	1,117,916	2,018,273	18,440,181
530	Logan	7,186,510	597,547	1,440,879	286,809	0	0	1,734,565	741,614	1,624,282	13,612,206
528	McHenry	6,353,647	1,239,338	1,355,340	803,369	0	0	1,451,612	1,207,454	1,511,195	13,921,955
524	Moraine Valley	16,121,519	1,480,568	3,516,911	1,262,193	0	0	4,400,677	1,833,656	3,644,617	32,260,141
527	Morton	3,650,680	470,663	701,067	72,427	0	163,107	1,180,213	694,997	2,127,639	9,060,793
535	Oakton	17,715,676	2,614,763	3,560,459	373,204	0	0	3,249,273	2,265,668	1,243,718	31,022,761
505	Parkland	15,173,500	1,881,211	2,339,094	1,419,188	0	0	2,960,877	2,150,113	1,626,337	27,550,320
515	Prairie State	5,802,143	982,892	1,128,625	109,628	0	0	1,625,666	1,314,576	1,857,167	12,820,697
521	Rend Lake	4,573,426	293,143	749,530	188,802	0	0	1,135,214	616,196	460,649	8,016,960
537	Rock Valley	4,340,644	495,842	710,879	336,380	0	0	840,847	822,223	602,112	8,148,927
511	Rochland	9,693,553	1,441,977	1,082,422	1,055,153	0	423,207	2,611,615	1,878,744	2,311,330	20,498,001
518	Sandburg	3,657,815	278,978	470,229	12,353	0	0	965,107	603,825	1,093,574	7,081,881
506	Sauk Valley	3,887,025	267,137	724,175	0	0	0	899,343	698,939	1,357,853	7,834,472
531	Shawnee	2,945,481	237,375	563,945	129,164	0	0	684,675	351,534	336,667	5,248,841
510	South Suburban	9,346,440	439,284	1,948,861	1,676,997	0	0	2,079,688	1,116,691	2,264,330	18,872,291
533	Southeastern	3,296,941	259,185	641,031	68,402	0	58,192	882,667	499,745	711,920	6,418,083
534	Spoon River	2,682,406	268,019	457,691	0	0	0	701,076	361,477	671,946	5,142,615
601	State Comm. Coll.									0	
504	Triton	18,310,408	919,831	2,411,367	75,471	0	0	4,569,441	1,697,867	8,622,992	36,607,377
516	Waubensee	6,133,278	865,036	1,153,890	1,121,630	0	209,336	2,409,817	2,412,669	4,142,487	18,448,143
539	Wood	2,637,493	265,277	602,298	225,292	0	(3,885)	546,664	1,917,241	169,036	6,359,416
	TOTAL	\$439,137,237	\$45,679,618	\$73,812,430	\$16,023,214	\$0	\$1,549,959	\$117,302,892	\$76,172,451	\$95,159,579	\$864,837,380

*Expenditures made from the Education and Operations & Maintenance Funds

SOURCE OF DATA: College Audits



Illinois Community College Board
Table IV-13

FISCAL YEAR 1996 AUDITED OPERATING EXPENDITURES* BY OBJECT

Dist. No.	District	Salaries	Employee Benefits	Contract. Services	General Materials	Travel	Fixed Charges	Utilities	Capital Outlay	Other	Total
522	Belleville	\$18,828,828	\$1,075,270	\$799,757	\$184,540	\$1,643,606	\$676,271	\$1,095,502	\$955,325	\$677,870	\$25,936,969
503	Black Hawk	15,054,829	2,258,426	1,314,000	252,454	1,488,076	119,107	912,741	318,705	1,053,235	22,771,573
508	Chicago	120,594,363	13,749,480	6,673,594	962,763	8,562,879	697,001	7,139,530	13,878,967	5,136,029	177,394,606
507	DuPage	5,780,320	629,074	510,143	165,036	705,686	78,265	540,574	583,496	348,233	9,340,827
502	DuPage	48,298,466	3,583,482	2,766,179	483,968	5,045,283	1,426,940	2,497,752	2,344,613	1,389,690	67,836,373
509	Elgin	16,554,758	434,174	595,788	287,882	2,108,109	413,225	1,317,507	1,087,650	0	22,799,093
512	Harper	32,713,341	4,223,322	2,209,510	389,058	4,229,809	229,023	1,683,365	2,605,416	252,968	48,535,812
540	Heartland	4,388,615	401,535	327,147	268,141	713,358	589,455	174,985	1,340,201	405,557	8,608,994
519	Highland	4,953,660	633,059	262,975	91,370	529,242	85,814	427,879	194,401	(37,872)	7,140,528
514	Illinois Central	18,987,118	3,534,847	697,171	256,797	2,357,433	198,363	1,093,347	268,716	151,543	27,545,335
529	Illinois Eastern	9,699,302	591,828	794,836	245,103	832,141	215,084	777,599	165,620	83,414	13,404,927
513	Illinois Valley	6,379,321	735,173	215,829	99,355	612,470	227,285	420,260	158,511	234,332	9,082,536
525	Joliet	18,875,558	2,288,597	1,003,228	304,365	1,843,069	365,014	1,035,093	1,806,049	971,997	28,492,970
520	Kankakee	6,487,436	868,661	493,339	104,398	712,745	32,355	483,504	931,821	281,878	10,396,137
501	Kaskaskia	5,258,813	799,751	538,651	71,405	531,698	101,941	430,782	31,813	275,711	8,040,565
523	Kishwaukee	6,247,871	397,520	368,375	69,466	509,010	80,551	522,106	190,860	59,006	8,444,765
532	Lake County	25,250,673	3,843,175	1,725,300	399,934	2,353,401	606,034	1,545,359	1,466,145	588,724	37,778,745
517	Lake Land	8,377,509	1,395,973	337,916	124,779	1,181,714	406,619	572,792	487,113	43,278	12,927,693
536	Lewis & Clark	7,761,225	377,356	1,037,679	105,383	813,277	77,727	691,750	84,606	43,868	10,992,871
526	Lincoln Land	13,199,243	1,005,905	680,635	228,343	1,031,849	706,390	772,381	752,588	62,847	18,440,181
530	Logan	9,583,331	870,553	477,314	231,441	925,895	21,794	554,109	374,901	572,868	13,612,206
528	McHenry	9,366,970	1,773,145	804,289	192,000	1,022,975	34,341	474,371	123,826	130,038	13,921,955
524	Moraine Valley	20,632,531	2,801,547	1,923,376	336,349	3,047,044	268,202	1,189,215	1,697,874	364,003	32,260,141
527	Morton	5,894,686	1,288,958	320,348	53,326	651,028	29,864	443,076	255,599	123,908	9,060,793
535	Oakton	22,216,622	2,647,736	1,809,861	188,333	1,842,972	711,863	1,008,367	597,007	0	31,022,761
505	Parkland	18,197,177	2,210,001	678,140	288,815	1,907,129	279,036	1,186,870	2,009,212	793,940	27,550,320
515	Prairie State	8,453,412	844,788	768,105	127,320	970,266	36,160	592,972	270,011	757,663	12,820,697
521	Rend Lake	5,939,151	319,646	382,392	92,275	473,112	20,039	455,325	225,894	109,126	8,016,960
537	Richland	5,920,787	525,629	416,155	129,319	660,387	39,817	301,474	38,688	116,671	8,148,927
511	Rock Valley	13,171,353	2,100,299	1,687,129	189,206	1,725,983	48,122	836,955	626,855	112,099	20,498,001
518	Sandburg	4,576,199	339,472	488,710	117,339	469,260	72,647	320,168	448,879	249,207	7,081,881
506	Sauk Valley	4,882,068	545,820	233,316	119,439	557,189	4,279	312,942	1,135,483	43,936	7,834,472
531	Shawnee	3,817,680	31,863	357,724	75,296	485,643	37,973	320,075	101,097	21,490	5,248,841
510	South Suburban	12,627,478	1,896,218	997,044	117,611	1,725,443	213,426	871,499	121,291	302,281	18,872,291
533	Southeastern	4,223,721	302,685	586,021	93,270	402,281	43,527	366,145	95,936	304,497	6,418,083
534	Spoon River	3,245,202	411,433	137,624	96,253	455,225	39,245	327,720	132,222	297,691	5,142,615
601	State Comm. College								0		0
504	Triton	25,133,505	3,450,386	1,529,161	174,368	2,139,347	640,325	1,355,368	1,554,214	630,703	36,607,377
516	Waubensee	11,239,577	1,155,864	629,770	235,638	2,085,858	383,521	865,181	944,914	907,820	18,448,143
539	Wood	4,096,096	460,014	285,304	149,307	484,648	145,634	216,885	159,939	361,589	6,359,416
STATE TOTALS		\$586,908,795	\$66,802,665	\$37,863,835	\$8,101,445	\$59,836,540	\$10,402,279	\$36,133,525	\$40,566,458	\$18,221,838	\$864,837,380

*Expenditures made from the Education and Operations and Maintenance Funds.

SOURCE OF DATA: College Audits



Illinois Community College Board
Table IV-14

FISCAL YEAR 1996 TOTAL CURRENT FUNDS* REVENUE BY SOURCE

Dist. No.	District	Local Tax Revenue	Other Local Revenue	ICCB Grants	Other State Revenue	Federal Revenue	Tuition and Fees	Other Misc. Revenue	Total
522	Belleville	\$5,507,208	\$2,641,423	\$11,944,572	\$2,362,573	\$5,450,754	\$9,754,824	\$3,719,204	\$41,380,558
503	Black Hawk	5,586,346	65,277	8,240,707	6,602,628	4,530,368	8,804,983	4,504,142	38,334,451
508	Chicago	73,949,495	0	55,497,803	18,229,283	33,396,683	37,945,102	8,351,627	227,369,993
507	Danville	2,985,215	813,404	3,624,324	1,131,898	3,320,953	2,929,776	366,845	15,172,415
502	DuPage	39,644,900	253,919	13,159,434	7,730,816	2,755,047	24,298,893	6,257,777	94,100,786
509	Elgin	16,864,067	21,446	4,307,067	1,141,946	522,472	6,264,436	5,169,900	34,291,334
512	Harper	27,492,728	185,382	7,387,696	2,312,073	52,745	13,964,293	7,345,542	58,740,459
540	Heartland	4,318,124	0	1,516,000	808,475	847,116	2,424,096	373,466	10,287,277
519	Highland	2,546,354	0	2,883,111	916,595	1,290,546	2,267,478	1,525,444	11,429,528
514	Illinois Central	9,068,373	316,760	8,237,726	7,143,779	4,686,571	8,251,614	9,116,956	46,821,779
529	Illinois Eastern	2,187,372	24,439	8,645,907	2,518,010	3,733,064	2,059,171	2,528,158	21,696,121
513	Illinois Valley	4,099,240	17,901	2,645,840	1,176,830	2,258,376	2,957,555	2,602,048	15,757,790
525	Joliet	13,892,901	1,285,332	5,412,730	1,785,584	4,922,079	8,950,145	9,330,003	45,578,774
520	Kankakee	2,504,205	4,647	4,748,080	1,393,323	4,058,776	3,115,436	2,177,074	18,037,541
501	Kaskaskia	2,408,345	36,891	4,334,200	1,669,029	1,894,185	2,175,187	1,192,934	13,710,771
523	Kishwaukee	3,958,770	37,312	2,654,912	913,387	864,943	2,627,191	1,090,938	12,147,453
532	Lake County	23,033,411	1,104,019	5,631,404	5,439,496	3,130,744	9,990,466	5,467,053	53,796,593
517	Lake Land	3,421,897	83,739	4,547,981	5,149,751	2,930,117	4,429,120	1,269,647	21,832,256
536	Lewis & Clark	4,504,166	4,487	3,780,402	3,068,746	4,239,509	4,085,140	866,567	20,549,017
526	Lincoln Land	9,550,743	25,417	3,955,349	2,127,195	2,090,999	4,497,371	3,806,432	26,053,506
530	Logan	2,229,473	4,196	7,300,944	1,694,495	7,077,379	4,144,071	879,089	23,329,647
528	McHenry	8,955,857	0	2,436,952	1,447,648	976,487	4,648,138	2,047,506	20,512,588
524	Moraine Valley	13,871,942	6,053,367	7,640,972	3,318,632	1,127,795	12,851,480	5,056,881	49,921,069
527	Morton	5,621,019	48,345	1,958,431	1,472,313	624,566	2,106,569	1,141,353	12,972,596
535	Oakton	22,984,458	170,324	5,696,548	2,224,434	2,213,608	9,550,332	8,794,065	51,633,769
505	Parkland	9,914,966	197,278	6,797,069	3,911,937	1,107,124	9,944,644	4,146,969	36,019,987
515	Prairie State	5,236,503	38,306	2,944,498	832,551	2,183,378	5,494,015	1,248,977	17,978,228
521	Rend Lake	1,413,082	15,215	4,358,232	2,394,197	2,592,183	1,875,225	1,877,757	14,525,891
537	Richland	3,694,519	45,639	2,096,189	1,706,380	946,758	2,503,118	716,408	11,709,011
511	Rock Valley	11,488,242	21,623	4,249,383	4,184,054	2,525,642	6,051,155	1,463,966	29,984,065
518	Sandburg	1,926,731	335,477	2,126,993	1,149,264	1,526,879	2,596,124	1,201,851	10,863,319
506	Sauk Valley	2,946,330	0	2,388,204	544,877	1,416,836	1,945,961	1,850,097	11,092,305
531	Shawnee	862,700	0	2,953,162	881,382	2,874,578	1,413,661	1,634,283	10,619,766
510	South Suburban	8,484,793	91,537	6,300,196	2,422,615	3,904,207	7,169,068	3,357,351	31,729,767
533	Southeastern	1,224,181	80,156	4,591,565	1,711,323	2,542,272	2,222,143	859,607	13,231,247
534	Spoon River	1,536,586	0	1,811,143	1,189,503	1,363,636	1,889,229	1,128,005	8,918,102
601	State Comm. College								
504	Triton	17,255,631	825,939	7,891,046	3,762,541	4,366,338	12,792,416	5,685,064	52,578,975
516	Waubonsee	9,411,803	151,049	3,133,317	3,108,706	1,527,241	3,856,154	5,509,081	26,697,351
539	Wood	1,812,291	57,883	1,950,158	594,669	1,848,769	2,363,014	1,235,313	9,862,097
STATE TOTALS		\$388,394,967	\$15,058,129	\$241,816,247	\$112,172,938	\$129,721,723	\$257,208,798	\$126,895,380	\$1,271,268,182

*Revenues received in the Education, Operation and Maintenance (including PBC), Restricted Purposes, Auxiliary Services, Liability/Protection/Settlement and Audit Funds

SOURCE OF DATA: College Audits



Illinois Community College Board
Table IV-15
FISCAL YEAR 1996 TOTAL CURRENT FUND* EXPENDITURES BY FUNCTION

Dist. No.	District	Instruction	Academic Support	Student Services	Public Service	Organized Research	Independent Operations	Operation & Maintenance	General Administration	Institutional Support	Total
522	Belleville	\$15,316,536	\$1,368,783	\$6,464,089	\$4,219,934	\$0	\$3,096,579	\$3,454,109	\$1,744,270	\$3,548,547	\$39,212,847
503	Black Hawk	11,449,693	3,953,883	8,437,562	2,380,412	0	2,722,729	2,672,692	2,376,287	4,408,359	38,401,617
508	Chicago	98,635,703	20,564,068	39,669,173	6,305,263	0	0	29,624,835	29,365,748	10,989,599	235,154,389
507	Danville	4,392,307	387,954	3,097,804	1,585,958	0	910,704	1,464,348	748,515	2,052,426	14,640,016
502	DuPage	39,201,905	5,324,181	10,031,139	5,373,822	0	4,874,573	8,695,976	4,188,503	10,106,467	87,796,566
509	Elgin	12,107,207	1,428,289	2,408,381	1,843,236	0	4,318,468	3,941,322	1,671,015	3,723,397	31,441,315
512	Harper	23,203,932	2,830,875	6,572,049	3,197,438	0	4,956,719	6,783,529	1,979,870	11,501,711	61,026,123
540	Heartland	4,420,020	745,845	1,359,068	269,385	0	0	1,138,228	871,305	1,202,568	10,006,419
510	Highland	4,770,814	458,467	1,796,906	461,792	0	673,678	1,012,448	767,175	1,352,076	11,293,356
514	Illinois Central	16,654,082	3,092,541	7,637,657	579,681	0	5,078,691	4,816,815	2,153,665	5,264,481	45,277,613
529	Illinois Eastern	8,327,202	464,823	3,408,323	341,412	0	1,911,076	2,015,125	1,826,023	2,827,803	21,121,787
513	Illinois Valley	6,429,718	489,978	1,578,409	1,022,594	0	1,825,272	1,437,122	828,664	1,766,868	15,378,625
525	Joliet	20,042,532	1,013,161	4,278,496	1,534,442	0	8,592,058	4,114,689	1,709,540	3,966,790	45,251,708
520	Kankakee	6,333,587	475,812	1,875,785	2,391,006	0	1,108,943	1,258,396	709,882	2,607,830	16,761,241
523	Kishwaukee	6,483,471	322,489	1,629,779	0	0	1,055,937	1,059,028	474,820	1,499,526	12,525,050
501	Kaskaskia	5,422,231	1,693,775	1,523,113	429,650	37,509	9,811	1,307,062	896,650	536,116	11,855,917
532	Lake County	19,456,619	2,815,158	7,742,910	1,974,310	0	8,104,627	3,679,484	2,631,232	6,462,545	52,866,885
517	Lake Land	10,562,470	327,925	4,680,445	553,994	0	592,625	1,783,363	612,467	2,530,453	21,643,742
536	Lewis & Clark	9,199,570	565,673	3,180,198	1,706,755	0	629,873	1,954,468	771,827	1,805,940	19,814,304
526	Lincoln Land	12,392,225	735,546	1,985,144	3,376,198	0	1,774,521	2,135,284	1,117,916	2,905,206	26,422,040
530	Logan	7,714,721	1,271,523	8,164,620	838,959	0	737,314	1,882,300	769,587	2,090,656	23,469,680
528	McHenry	6,632,055	1,277,784	2,579,511	995,470	0	2,229,043	1,451,612	1,225,987	1,896,268	18,287,730
524	Moaine Valley	18,001,809	1,520,490	5,662,259	1,416,996	0	0	5,812,452	1,833,656	13,484,912	47,732,574
527	Morton	4,130,357	470,663	1,260,866	233,874	0	954,133	1,694,478	694,997	2,998,838	12,438,206
535	Oakton	20,196,452	2,845,797	4,869,303	441,681	0	8,870,993	3,842,011	2,265,668	1,954,912	45,286,817
505	Parkland	17,135,582	2,429,436	2,528,776	2,157,607	0	2,151,341	3,547,256	2,150,113	2,562,575	34,662,686
515	Prairie State	6,741,819	982,892	2,486,683	1,096,013	0	0	2,011,317	1,314,576	2,843,506	17,476,806
521	Rend Lake	6,022,675	293,143	3,506,707	930,495	0	1,146,209	1,319,010	616,196	903,126	14,737,561
537	Richland	4,896,047	495,842	2,030,799	1,105,969	0	291,855	840,847	822,223	1,136,670	11,620,252
511	Rock Valley	10,019,388	1,441,977	3,595,425	4,679,679	0	657,287	2,611,615	1,878,744	3,370,543	28,254,658
518	Sandburg	5,278,233	279,805	2,615,128	240,803	0	0	965,107	639,503	1,792,081	11,810,660
506	Sauk Valley	4,364,985	267,137	1,903,543	145,248	0	1,565,425	899,343	698,939	1,981,730	11,826,350
531	Shawnee	3,746,990	369,597	2,331,833	1,009,647	0	1,082,178	684,675	351,534	780,386	10,356,840
510	South Suburban	9,709,089	445,849	5,866,765	2,346,364	0	2,792,005	2,079,688	1,116,691	5,901,869	30,258,320
533	Southeastern	5,314,238	516,226	3,740,630	271,042	0	765,065	899,522	499,745	884,167	12,890,635
534	Spoon River	3,042,699	268,019	1,612,694	476,752	0	893,966	701,076	361,477	1,153,240	8,509,923
601	State Comm. College										
504	Triton	19,560,513	922,393	5,728,438	958,111	0	4,081,447	4,569,441	1,697,867	12,103,791	49,622,001
516	Waubensee	6,896,538	2,360,235	2,474,200	1,542,762	0	1,997,041	2,409,817	2,412,669	4,929,718	25,022,980
539	Wood	3,083,805	282,416	2,189,021	661,098	0	635,816	549,472	2,281,100	169,036	9,851,764
STATE TOTALS		\$497,289,819	\$67,800,450	\$184,503,631	\$61,095,852	\$37,509	\$83,088,002	\$123,119,362	\$81,076,646	\$143,996,732	\$1,242,008,003

*Expenditures made from the Education, Operation and Maintenance (including PBC), Restricted Purposes, Auxiliary Services, Liability/Protection/Settlement, and Audit Funds
SOURCE OF DATA: College Audits



Illinois Community College Board
Table IV-16
FISCAL YEAR 1996 ENERGY COSTS

Dist. No.	District	Total Utility Costs*	Total Utility Costs Per GSF **
522	Belleville	\$826,000	\$1.71
503	Black Hawk	825,230	\$1.61
508	Chicago	6,343,990	\$1.53
507	Danville	424,836	\$0.97
502	DuPage	1,916,501	\$1.43
509	Elgin	1,217,961	\$2.02
512	Harper	1,437,377	\$1.73
540	Heartland	124,994	\$1.17
519	Highland	367,500	\$1.26
514	Illinois Central	834,260	\$1.11
529	Illinois Eastern	643,305	\$1.21
513	Illinois Valley	361,000	\$1.16
525	Joliet	856,486	\$1.37
520	Kankakee	394,765	\$1.50
501	Kaskaskia	307,725	\$1.34
523	Kishwaukee	455,100	\$1.41
532	Lake County	1,317,073	\$1.84
517	Lake Land	359,460	\$1.43
536	Lewis & Clark	523,703	\$1.20
526	Lincoln Land	580,601	\$1.81
530	Logan	359,239	\$1.11
528	McHenry	388,150	\$1.38
524	Moraine Valley	875,276	\$1.34
527	Morton	431,243	\$1.85
535	Oakton	1,008,422	\$1.62
505	Parkland	1,016,215	\$2.10
515	Prairie State	497,124	\$1.43
521	Rend Lake	353,973	\$1.44
537	Richland	200,956	\$0.99
511	Rock Valley	618,221	\$1.30
518	Sandburg	232,555	\$1.18
506	Sauk Valley	227,468	\$0.56
531	Shawnee	177,221	\$1.59
510	South Suburban	684,121	\$1.28
533	Southeastern	294,683	\$1.70
601	State Comm. College	194,736	\$1.33
534	Spoon River	144,692	\$1.17
504	Triton	1,229,600	\$1.48
516	Waubonsee	748,824	\$1.50
539	Wood	136,040	\$1.40
		\$29,936,626	\$1.46

* Excludes telephone charges

**GSF - Gross Square Feet

SOURCE OF DATA: 1996 Tax Revenue and Budget Information Survey

Section V

FACILITIES DATA

This section on facilities presents two types of data; the first part gives data on physical facilities available on community college campuses and the second briefly describes how the facilities were financed.

Table V-1 summarizes the total acreage on each college campus by nine categories of land use.

Table V-2 summarizes the total net assignable square feet (NASF) and gross square feet (GSF) available on each community college campus as of fall 1996.

Table V-3 lists the square footage of all on-campus facilities under construction or approved for construction as of fall 1996.

Table V-4 presents the total NASF by room use classification. Tables V-5 through V-7 show the NASF by function of space on each campus for completed facilities. The NASF is shown for state-funded facilities, locally funded facilities, and temporary facilities.

Table V-8 shows the NASF by function of space in state-funded facilities under construction. Table V-9 shows this breakdown for locally funded permanent facilities approved or under construction.

Table V-10 presents a computed figure for space (room use category) per student (10th day on-campus FTE).

Table V-11 shows the amount of space per college justified for state-supported construction based on the enrollment criteria utilized by both the IBHE and the ICCB. The calculation is based on full-time equivalent students (FTE). The formula used is explained in ICCB Rule 1501.603c4C.

Table V-12 depicts the number of protection, health, and safety projects approved and the budgeted amounts for these projects.

Table V-13 lists the project and funding for all capital projects completed since January 1990.

Tables V-14 through V-17 list projects currently under construction or approved as of May 1997. Table V-14 includes regular capital projects; Table V-15 identifies projects funded with protection, health, and safety monies; and Tables V-16 and V-17 show capital renewal grants for fiscal years 1994 and 1995, respectively.

Illinois Community College Board
Table V-1
Summary of Acres by Use for Illinois Public Community Colleges as of August 1, 1996

Dist. No.	District/College	Landscaped Grounds	P.E. & Athletic Fields	Buildings/ Structures	Experiment Plots	Other Instruc. Acres	Parking			Pond Retention & Drainage		Total Assigned Area	Unassigned	Total Acres	Total Funded By State
							Lots	Roadways	Other	Roadways	Drainage				
522	Belleville	38.35	10.60	9.05	5.00	1.09	16.69	15.62	2.64	91.82	190.86	9.77	200.63	151.00	
503	Black Hawk	71.85	13.86	9.59	11.00	3.00	19.10	7.50	5.28	0.00	141.18	121.82	263.00	160.35	
508	Chicago	7.28	2.65	4.20	0.00	0.00	15.48	1.94	0.00	0.00	31.55	0.00	31.55	0.00	
	Kennedy	3.14	1.28	7.76	0.00	0.00	10.05	0.59	0.00	0.70	23.52	0.00	23.52	0.00	
	Malcolm	4.93	0.00	5.25	0.00	0.00	8.81	0.00	0.00	0.46	19.45	0.75	20.20	10.23	
	Olive	50.47	0.10	3.55	0.00	0.00	7.68	0.50	0.00	4.87	67.17	0.00	67.17	0.00	
	Truman	2.29	1.24	4.06	0.00	0.67	4.13	0.20	0.00	0.00	12.59	0.00	12.59	5.49	
	Washington	0.00	0.00	0.00	0.00	0.00	0.00	0.00	0.00	0.00	0.66	0.00	0.66	0.00	
	Wright	6.30	0.91	12.43	0.00	0.00	10.63	0.00	0.00	0.00	30.27	0.00	30.27	30.27	
507	Danville	29.33	0.00	8.33	16.95	0.00	11.94	5.00	0.00	0.00	71.55	0.00	71.55	41.75	
502	DuPage	71.89	24.43	25.55	42.00	0.27	79.52	7.38	12.25	22.22	285.51	11.98	297.49	13.80	
509	Elgin	74.00	0.00	12.80	0.00	1.50	28.20	6.00	9.50	0.00	132.00	13.00	145.00	119.00	
512	Harper	0.00	21.00	35.00	0.00	49.00	35.00	27.00	8.00	17.00	192.00	0.00	192.00	92.00	
540	Heartland														
519	Highland	22.70	30.00	7.25	0.00	0.00	20.00	10.00	10.05	0.00	100.00	0.00	100.00	47.95	
514	Illinois Central	112.79	6.10	7.60	3.80	0.00	24.81	12.00	3.80	261.89	432.79	0.00	432.79	32.35	
529	Illinois Eastern														
	Frontier	3.80	0.00	1.00	0.00	0.00	0.50	0.10	0.00	0.00	5.40	10.46	15.86	0.00	
	Lincoln Trail	12.00	5.00	3.50	0.00	0.00	6.50	5.00	2.00	5.00	39.00	86.00	125.00	0.00	
	Olney Central	81.00	17.00	8.00	0.50	0.00	5.20	1.10	1.00	0.00	113.80	14.20	128.00	0.00	
	Wabash	5.00	2.00	9.00	0.00	0.00	3.75	1.00	2.00	0.00	22.75	17.25	40.00	0.00	
513	Illinois Valley	36.00	26.00	7.00	14.00	0.00	18.00	2.00	3.00	0.00	106.00	309.40	415.40	56.00	
525	Joliet	102.12	18.25	18.10	0.00	160.00	26.46	8.60	22.00	0.00	355.53	87.00	442.53	80.00	
520	Kankakee	39.09	24.60	9.00	18.00	0.00	14.71	5.50	1.30	64.30	176.50	1.00	177.50	128.70	
501	Kaskaskia	140.42	15.00	13.58	4.00	4.00	9.72	3.28	6.00	0.00	190.00	0.00	190.00	0.00	
523	Kishwaukee	33.30	7.00	26.80	22.30	0.00	11.00	2.00	6.00	0.00	108.40	11.60	120.00	63.50	
532	Lake County	74.39	8.28	10.65	1.50	12.00	28.80	3.64	7.00	0.00	146.26	87.37	233.63	51.52	
517	Lake Land	83.07	3.52	5.77	21.00	169.80	11.69	7.02	5.80	0.00	307.67	0.00	307.67	20.76	
536	Lewis & Clark	76.00	9.00	15.00	0.00	8.00	4.00	4.00	2.00	0.00	114.00	104.00	218.00	218.00	
526	Lincold Land	53.00	35.00	7.20	31.50	0.00	19.50	4.00	7.00	7.00	164.20	57.00	221.20	118.40	
530	Logan	12.80	19.80	8.00	0.00	0.00	17.80	4.50	3.10	0.00	66.00	95.00	161.00	57.50	
528	McHenry	9.00	12.00	6.00	1.00	16.00	14.00	4.00	4.00	0.00	66.00	43.00	109.00	31.00	
541	Metropolitan	10.00	0.00	1.97	0.00	0.00	2.34	1.50	0.00	0.00	15.81	18.42	34.23	25.73	
524	Moraine Valley	41.00	15.00	12.00	40.00	0.00	20.00	8.00	3.00	0.00	139.00	155.00	294.00	0.00	
527	Morton	0.52	0.00	2.67	0.00	0.00	7.28	2.10	4.36	1.67	18.60	12.55	31.15	15.56	
535	Oakton	31.00	29.25	7.00	1.75	62.50	29.00	7.50	25.00	0.00	193.00	0.00	193.00	147.00	
505	Parkland	93.00	65.00	8.00	25.00	0.00	26.00	7.00	6.00	0.00	230.00	0.00	230.00	179.00	
515	Prairie State	46.00	7.00	4.00	0.00	0.00	18.00	4.00	3.00	0.00	82.00	39.00	121.00	26.00	
521	Rend Lake	52.00	6.00	8.00	217.50	0.00	5.50	4.00	2.00	0.00	295.00	0.00	295.00	0.00	
537	Richland	36.20	6.00	3.75	0.00	58.65	5.90	3.00	1.50	2.00	117.00	0.00	117.00	0.00	
511	Rock Valley	102.80	22.00	4.06	0.17	0.00	10.88	3.17	3.00	59.00	205.08	14.70	219.78	78.00	
518	Sandburg	38.74	10.00	5.40	6.00	0.00	6.25	4.00	0.75	25.35	96.49	7.51	104.00	0.00	
506	Sauk Valley	95.46	12.62	7.85	11.70	0.00	12.53	4.21	0.13	0.00	144.50	0.00	144.50	81.50	
531	Shawnee	22.00	4.10	3.40	2.00	2.00	7.00	4.00	4.00	116.70	162.90	2.00	164.90	50.90	
510	South Suburban	54.40	8.10	8.10	0.00	0.00	25.62	6.30	4.20	0.00	106.72	10.50	117.22	35.10	
533	Southeastern	5.78	24.00	4.00	0.00	0.00	9.22	2.00	9.00	0.00	54.00	94.00	148.00	50.00	
534	Spoon River	13.00	10.00	3.00	15.00	2.00	5.00	3.00	10.00	0.00	61.00	99.00	160.00	28.00	
504	Triton	28.38	12.57	10.51	0.00	0.00	37.36	9.20	1.00	3.75	102.77	0.00	102.77	55.00	
516	Waubesa	65.50	8.80	7.00	0.00	16.00	18.00	4.00	6.50	0.00	125.80	109.10	234.90	26.20	
539	Wood	6.30	15.18	7.14	21.00	0.00	5.90	2.04	4.20	0.25	62.01	144.31	206.32	36.90	
	TOTALS	1,998.39	570.24	409.53	532.67	558.48	739.45	226.19	205.36	683.98	5,924.29	1,786.69	7,710.98	2,364.46	

SOURCE OF DATA: RAMP/CC Table C1.3 (FY 1998)



Illinois Community College Board
Table V-2
SUMMARY OF TOTAL SQUARE FOOTAGE AVAILABLE ON ILLINOIS PUBLIC COMMUNITY COLLEGE CAMPUSES AS OF AUGUST 1, 1996

Dist. No.	District/College	State-Appropriated Permanent		Locally Funded Permanent		Total Permanent		Temporary		Totals		% All Bldgs.
		NASF	GSF	NASF	GSF	NASF	GSF	NASF	GSF	NASF	GSF	
522	Belleville	173,145	271,412	165,707	224,753	338,852	496,165	16,650	17,820	355,502	513,985	69.2%
503	Black Hawk	282,777	419,445	12,671	13,050	295,448	432,495	21,431	27,354	316,879	459,849	68.9%
508	Chicago	0	0	236,937	397,686	236,937	397,686	67,202	88,480	304,139	486,166	62.6%
	Daley	435,641	673,846	108,702	148,655	544,343	822,501	0	0	544,343	822,501	66.5%
	Kennedy	334,382	541,575	29,964	37,168	364,346	578,743	0	0	364,346	578,743	63.0%
	Malcolm	0	0	265,205	413,160	265,205	413,160	94,507	111,880	359,712	525,040	68.5%
	Olive-Harvey	290,638	437,500	77,731	116,200	368,369	553,700	0	0	368,369	553,700	66.5%
	Truman	0	0	220,379	345,300	220,379	345,300	0	0	220,379	345,300	63.8%
	Washington	159,942	241,745	362,002	587,940	521,944	829,685	0	0	521,944	829,685	62.9%
507	Wright	131,621	218,402	6,669	12,238	138,290	230,640	125,649	206,066	263,939	436,706	60.4%
502	DuPage	469,013	658,143	411,299	676,780	880,312	1,334,923	0	0	880,312	1,334,923	65.9%
509	Elgin	275,948	399,837	190,197	326,551	352,090	602,499	0	0	352,090	602,499	58.4%
512	Harper	363,403	599,837	158,304	233,298	521,707	833,135	0	0	521,707	833,135	62.6%
540	Heartland	0	0	0	0	0	0	0	0	0	0	0.0%
519	Highland	135,604	195,640	76,321	95,918	211,925	291,558	0	0	211,925	291,558	72.7%
514	Illinois Central	324,692	469,286	139,745	180,388	464,437	649,674	0	0	464,437	649,674	71.5%
529	Illinois Eastern	0	0	21,007	28,019	21,007	28,019	0	0	21,007	28,019	75.0%
	Frontier	72,946	90,467	28,803	33,971	101,749	124,438	22,499	27,800	124,248	152,238	81.6%
	Lincoln Trail	77,551	114,589	21,550	26,133	99,101	140,722	31,211	36,336	130,312	177,058	73.6%
	Olney	77,420	102,615	45,866	56,602	123,286	159,217	0	0	123,286	159,217	77.4%
513	Wabash Valley	182,703	264,652	34,753	45,642	217,456	310,294	0	0	217,456	310,294	70.1%
525	Joliet	299,765	462,317	74,094	93,505	373,859	555,822	46,606	51,730	420,465	607,552	69.3%
520	Kankakee	160,178	202,578	29,844	37,744	190,022	240,322	16,369	23,160	206,391	263,482	78.3%
501	Kaskaskia	35,298	51,949	108,600	158,888	143,898	210,837	15,682	17,993	159,580	228,830	69.7%
523	Kishwaukee	115,688	165,938	111,152	152,054	226,840	317,992	6,758	12,561	233,598	330,553	70.7%
532	Lake County	195,756	301,828	83,433	155,445	279,189	457,273	113,151	130,143	392,340	587,416	66.8%
517	Lake Land	164,443	212,848	2,716	3,072	167,159	215,920	36,316	38,925	203,475	254,845	79.8%
536	Lewis & Clark	159,547	247,166	115,271	186,651	274,818	435,817	0	0	274,818	435,817	63.1%
526	Lincoln Land	192,983	278,113	38,830	50,106	231,813	328,219	0	0	231,813	328,219	70.6%
530	Logan	149,398	231,308	68,157	91,957	217,555	323,265	0	0	217,555	323,265	67.3%
528	McHenry	114,914	159,828	77,552	120,884	192,466	280,712	0	0	192,466	280,712	68.6%
541	Metropolitan	96,619	127,475	0	0	96,619	127,475	0	0	96,619	127,475	75.8%
524	Moraine Valley	392,868	571,990	61,526	82,413	454,394	654,403	0	0	454,394	654,403	69.4%
527	Morton	142,416	228,642	4,676	4,876	147,092	233,518	0	0	147,092	233,518	63.0%
535	Oakton	187,053	303,107	203,477	318,641	390,530	621,748	0	0	390,530	621,748	62.8%
505	Parkland	256,730	381,053	74,030	102,304	330,760	483,357	0	0	330,760	483,357	68.4%
515	Prairie State	189,849	286,785	30,547	37,003	220,396	323,788	17,893	23,040	238,289	346,828	68.7%
521	Rend Lake	120,191	173,987	56,260	68,986	176,451	242,973	0	0	176,451	242,973	72.6%
537	Richland	143,502	202,144	865	1,000	144,367	203,144	0	0	144,367	203,144	71.1%
511	Rock Valley	217,674	308,506	134,955	167,956	352,629	476,462	136	136	352,765	476,598	74.0%
518	Sandburg	78,267	109,444	33,697	42,566	111,964	152,010	27,312	32,721	139,276	184,731	75.4%
506	Sauk Valley	178,692	353,290	41,031	51,040	219,723	404,330	0	0	219,723	404,330	54.3%
531	Shawnee	49,308	63,931	29,738	42,866	79,046	106,797	2,772	2,880	81,818	109,677	74.6%
510	South Suburban	301,437	436,259	68,573	93,670	370,010	529,929	0	0	370,010	529,929	69.8%
533	Southeastern	75,876	112,592	49,050	67,753	124,926	180,345	0	0	124,926	180,345	69.3%
534	Spoon River	106,300	146,733	27,102	47,000	133,402	193,733	0	0	133,402	193,733	68.9%
504	Triton	482,549	713,767	96,180	119,618	578,729	833,385	0	0	578,729	833,385	69.4%
516	Waubesa	142,721	162,700	236,523	270,054	379,244	432,754	0	0	379,244	432,754	87.6%
539	Wood	52,382	76,973	5,065	7,558	58,447	84,531	9,828	12,338	68,275	96,869	70.5%
	TOTALS	8,475,775	12,648,353	4,477,756	6,577,062	12,953,531	19,225,415	671,972	861,363	13,625,503	20,086,778	

NASF = Net Assignable Square Feet
GSF = Gross Square Feet
*Building efficiency equals net assignable square feet divided by gross square feet.



Illinois Community College Board
Table V-3
SQUARE FOOTAGE OF ON-CAMPUS FACILITIES UNDER CONSTRUCTION
OR APPROVED FOR CONSTRUCTION AS OF AUGUST 1, 1996

Dist. No.	District/College	State-Appropriated		Locally Funded		Total		% Eff.
		NASF	GSF	NASF	GSF	NASF	GSF	
522	Belleville	0	0	0	0	0	0	
503	Black Hawk	0	0	0	0	0	0	
508	Chicago							
	Daley	0	0	118,300	175,000	118,300	175,000	68%
	Kennedy	0	0	0	0	0	0	
	Malcolm	0	0	0	0	0	0	
	Olive	0	0	0	0	0	0	
	Truman	0	0	0	0	0	0	
	Washington	0	0	0	0	0	0	
	Wright	0	0	0	0	0	0	
507	Danville	0	0	0	0	0	0	
502	DuPage	0	0	0	0	0	0	
509	Elgin	37,536	65,132	0	0	37,536	65,132	58%
512	Harper	0	0	0	0	0	0	
540	Heartland	0	0	0	0	0	0	
519	Highland	0	0	0	0	0	0	
514	Illinois Central	0	0	0	0	0	0	
529	Illinois Eastern							
	Frontier	0	0	0	0	0	0	
	Lincoln Trail	0	0	0	0	0	0	
	Olney	0	0	0	0	0	0	
	Wabash	0	0	0	0	0	0	
513	Illinois Valley	0	0	0	0	0	0	
525	Joliet	0	0	0	0	0	0	
520	Kankakee	0	0	0	0	0	0	
501	Kaskaskia	0	0	0	0	0	0	
523	Kishwaukee	0	0	0	0	0	0	
532	Lake County	43,692	73,380	32,670	53,920	76,362	127,300	60%
517	Lake Land	0	0	0	0	0	0	
536	Lewis & Clark	29,957	46,990	0	0	29,957	46,990	64%
526	Lincoln Land	0	0	0	0	0	0	
530	Logan	0	0	3,683	5,042	3,683	5,042	73%
528	McHenry	0	0	27,315	43,010	27,315	43,010	64%
540	Metropolitan	0	0	0	0	0	0	
524	Moraine Valley	0	0	0	0	0	0	
527	Morton	2,200	2,300	0	0	2,200	2,300	96%
535	Oakton	0	0	0	0	0	0	
505	Parkland	0	0	0	0	0	0	
515	Prairie State	0	0	0	0	0	0	
521	Rend Lake	0	0	0	0	0	0	
537	Richland	0	0	0	0	0	0	
511	Rock Valley	0	0	830	960	830	960	86%
518	Sandburg	0	0	0	0	0	0	
506	Sauk Valley	0	0	0	0	0	0	
531	Shawnee	0	0	0	0	0	0	
510	South Suburban	0	0	0	0	0	0	
533	Southeastern	0	0	0	0	0	0	
534	Spoon River	0	0	0	0	0	0	
504	Triton	6,100	7,015	0	0	6,100	7,015	87%
516	Waubonsee	0	0	0	0	0	0	
539	Wood	24,196	35,200	0	0	24,196	35,200	69%
	TOTALS	143,681	230,017	182,798	277,932	326,479	507,949	

NASF = Net Assignable Square Feet

GSF = Gross Square Feet

SOURCE OF DATA: RAMP/CC Table C1.1 (FY 1998)

Illinois Community College Board
Table V-4

TOTAL NET ASSIGNABLE SQUARE FOOTAGE BY ROOM USE CLASSIFICATION

Dist. No.	District/College	Classrooms	Laboratory	Office	Study	Athletic/ PE	Special Use	Theater/ Aud.	General Use	Support	Health Care	Unclass.	NASF	GSF
522	Belleville	93,977	88,099	48,080	7,880	34,202	14,892	4,622	31,457	31,843	0	450	355,502	513,985
503	Black Hawk	39,670	67,248	39,183	32,757	54,740	13,470	2,235	37,321	27,848	1,047	1,360	316,879	459,849
508	Chicago	66,626	66,873	69,854	21,105	19,655	12,125	150	35,654	12,097	0	0	304,139	486,166
	Kennedy	85,406	195,897	93,143	18,852	38,591	47,926	7,220	39,519	17,453	336	0	544,343	822,501
	Malcolm	126,522	51,457	88,096	8,135	19,355	19,207	0	22,211	19,510	1,630	8,223	364,346	578,743
	Olive	88,324	71,430	65,905	20,566	25,195	8,200	4,200	29,213	44,779	1,900	0	359,712	525,040
	Truman	106,287	69,793	84,224	30,225	9,642	6,737	8,132	40,396	12,933	0	0	368,369	553,700
	Washington	57,468	45,314	68,066	17,367	0	4,135	0	18,446	9,583	0	0	220,379	345,300
	Wright	110,642	108,366	73,695	35,433	35,414	32,015	21,405	35,342	32,243	0	37,389	521,944	829,685
507	Danville	39,202	56,443	45,753	10,715	17,120	3,773	3,418	19,152	16,293	0	52,070	263,939	436,706
502	DuPage	132,580	176,297	133,034	79,144	65,173	38,961	15,777	120,551	49,162	1,261	68,372	880,312	1,334,923
509	Elgin	76,912	99,119	59,912	20,956	15,131	8,113	13,039	48,780	10,128	0	0	352,090	602,499
512	Harper	89,321	148,305	86,484	28,407	42,351	17,099	4,860	68,591	35,995	294	0	521,707	833,131
540	Heartland	0	0	0	0	0	0	0	0	0	0	0	0	0
519	Highland	20,759	42,068	32,600	12,393	17,586	3,673	4,969	30,451	1,652	0	45,774	211,925	291,558
514	Illinois Central	50,510	136,134	67,272	32,547	15,290	19,755	10,923	86,136	42,855	1,789	1,226	464,437	649,674
529	Illinois Eastern													
	Frontier	5,441	4,598	6,825	1,248	0	198	0	421	1,926	0	350	21,007	28,019
	Lincnoln Trail	14,307	29,187	10,095	6,430	20,654	6,403	6,702	12,667	15,280	0	2,523	124,248	152,238
	Olney	15,627	44,968	17,165	12,540	10,678	4,838	5,016	14,371	5,109	0	0	130,312	177,058
	Wabash	15,820	35,360	10,944	6,070	22,472	6,155	7,898	10,065	8,502	0	0	123,286	159,217
513	Illinois Valley	29,586	58,309	25,013	17,845	19,156	4,574	9,006	26,269	27,698	0	0	217,456	310,294
525	Joliet	72,562	147,716	50,386	37,967	21,118	16,586	4,748	37,909	24,464	480	6,529	420,465	607,552
520	Kankakee	40,775	46,725	32,459	14,427	19,320	7,678	0	24,341	15,420	0	5,246	206,391	263,482
501	Kaskaskia	23,436	49,620	21,980	13,432	16,716	4,036	9,213	14,488	5,999	0	660	159,580	228,830
523	Kishwaukee	30,430	74,635	32,851	13,058	9,007	19,039	0	31,825	22,642	111	0	233,598	330,553
532	Lake County	76,229	94,686	59,033	35,806	27,129	23,115	6,077	41,132	27,722	708	703	392,340	587,416
517	Lake Land	29,795	65,165	27,480	29,265	19,644	5,009	4,500	6,262	16,255	100	0	203,475	254,845
536	Lewis & Clark	38,279	58,855	61,449	12,516	24,170	4,359	17,102	18,659	32,448	220	6,761	274,818	435,817
526	Lincnoln Land	30,051	45,799	31,811	14,754	15,401	15,912	0	49,147	14,358	0	0	231,813	328,219
530	Logan	27,672	60,522	41,754	14,987	11,515	11,349	6,077	23,010	10,890	0	0	217,555	323,265
528	McHenry	22,097	53,864	31,533	24,529	11,326	11,117	4,100	23,010	10,890	0	0	192,466	280,712
541	Metropolitan	16,597	45,283	16,597	7,465	0	2,433	0	6,993	1,126	125	0	96,619	127,475
524	Moraine Valley	71,894	143,482	80,767	32,754	29,764	8,521	19,051	46,895	21,266	0	0	454,394	654,403
527	Morton	20,400	43,158	22,761	13,258	14,640	2,901	6,533	14,888	8,553	0	0	147,092	233,518
535	Oakton	64,175	88,724	73,223	19,387	16,912	5,783	5,809	58,735	27,448	566	29,768	390,530	621,748
505	Parkland	38,171	90,276	51,751	35,796	26,583	3,142	13,183	57,072	11,134	432	3,220	330,760	483,357
515	Prairie State	33,560	70,762	29,971	23,478	9,012	13,436	2,346	37,996	17,728	0	0	238,289	346,828
521	Rend Lake	20,521	64,959	22,159	11,400	10,440	6,858	3,652	21,407	15,055	0	0	176,451	242,973
537	Richland	24,625	39,581	21,005	11,967	1,728	3,759	7,815	22,897	10,990	0	0	144,367	203,144
511	Rock Valley	39,361	88,978	50,253	40,800	32,529	18,454	10,444	49,349	22,114	483	0	352,765	476,598
518	Sandburg	25,770	43,727	21,656	11,749	10,195	5,445	2,868	10,744	828	294	6,000	139,276	184,731
506	Sauk Valley	21,095	69,965	26,190	13,100	12,800	6,090	0	22,367	7,085	0	41,031	219,723	404,330
531	Shawnee	19,346	17,130	10,906	9,487	7,200	6,295	0	9,641	1,813	0	0	81,818	109,677
510	South Suburban	78,222	72,112	57,968	34,019	24,603	26,866	6,754	0	25,814	0	43,652	370,010	529,929
533	Southeastern	15,240	36,396	18,050	10,610	20,070	3,410	5,860	13,395	1,895	0	0	124,926	180,345
534	Spoon River	20,551	54,737	13,869	13,488	0	3,551	17,623	0	9,583	0	0	133,402	193,733
504	Triton	99,803	214,028	80,027	26,914	29,068	14,013	10,661	58,994	27,006	1,513	16,702	378,729	833,385
516	Waubensee	58,712	82,525	41,822	21,858	18,412	4,403	4,479	25,603	31,705	0	85,725	579,244	432,754
539	Wood	10,904	13,236	16,264	3,129	5,027	13,478	0	5,386	851	0	0	68,275	96,869
	TOTALS	2,335,260	3,571,911	2,171,318	986,595	926,734	543,287	298,467	1,463,821	851,087	13,289	463,734	13,625,503	20,086,778

SOURCE OF DATA: RAMP/CC Table C1.0 (FY 1998)



Illinois Community College Board
Table V-5

NET ASSIGNABLE SQUARE FOOTAGE IN COMPLETED PERMANENT STATE FUNDED FACILITIES
BY HIGHER EDUCATION FACILITY INVENTORY ROOM USE CLASSIFICATION AS OF AUGUST 1, 1996

Dist. No.	District/College	Classrooms	Laboratory	Office	Study	Athletic/ PE	Special Use	Theater/ Aud.	General Use	Support	Health Care	Unclass.	NASF	GSF*	% Bldg. Eff.**
522	Belleville	28,256	46,414	27,707	1,403	34,202	4,198	4,622	15,557	10,786	0	0	173,145	271,412	63.8%
503	Black Hawk Chicago	33,685	59,031	36,577	32,757	54,740	1,499	1,905	34,046	26,479	1,047	1,011	282,777	419,445	67.4%
508	Daley	0	0	0	0	0	0	0	0	0	0	0	0	0	0
	Kennedy	62,006	147,853	74,896	13,227	38,591	44,576	7,220	34,644	12,628	0	0	435,641	673,846	64.6%
	Matcolin	121,647	45,436	85,039	7,211	19,355	18,276	0	19,759	17,229	430	0	334,382	541,575	61.7%
	Olive-Harvey	0	0	0	0	0	0	0	0	0	0	0	0	0	0
	Truman	69,068	56,705	78,350	30,225	0	5,575	5,700	33,655	11,360	0	0	290,638	437,500	66.4%
	Washington	0	0	0	0	0	0	0	0	0	0	0	0	0	0
	Wright	56,228	13,326	14,327	6,000	14,351	14,486	12,908	6,244	19,543	0	2,529	159,942	241,745	66.2%
507	Danville	19,073	42,592	14,768	10,352	17,120	3,683	0	12,661	3,956	0	7,416	131,621	218,402	60.3%
502	DuPage	99,435	123,408	91,454	53,304	0	4,286	0	72,657	16,704	1,261	6,444	469,013	658,143	71.3%
509	Egin	27,308	47,813	35,937	19,226	0	3,551	2,583	20,961	4,514	0	0	161,893	275,948	58.7%
512	Harper	71,260	108,553	70,062	28,407	0	11,099	4,860	54,097	14,771	294	0	363,403	599,837	60.6%
540	Heartland	0	0	0	0	0	0	0	0	0	0	0	0	0	0
519	Highland	20,715	41,175	31,566	12,393	0	2,500	4,969	18,589	1,483	0	2,214	135,604	195,640	69.3%
514	Illinois Central	44,623	63,223	60,391	31,982	15,290	16,735	2,899	71,318	13,216	1,789	1,226	324,692	469,286	69.2%
529	Illinois Eastern	0	0	0	0	0	0	0	0	0	0	0	0	0	0
04	Frontier	11,235	14,222	7,892	6,430	12,304	4,562	6,702	9,449	150	0	0	72,946	90,467	80.6%
01	Lincoln Trail	13,177	21,457	15,202	12,540	0	1,566	0	12,861	748	0	0	77,551	114,589	67.7%
02	Olney	9,977	17,762	7,261	6,070	15,316	4,882	7,898	4,680	3,574	0	0	77,420	102,615	75.4%
03	Wabash	26,700	38,809	23,977	17,845	19,156	3,907	0	25,987	26,322	0	0	182,703	264,652	69.0%
513	Illinois Valley	51,041	116,740	38,117	31,506	12,370	12,705	0	32,616	4,190	480	0	299,765	462,317	64.8%
525	Joliet	30,310	42,498	24,464	14,427	19,320	4,237	0	19,716	5,206	0	0	160,178	202,578	79.1%
520	Kankakee	5,435	10,667	4,662	3,190	4,179	0	2,303	3,702	1,160	0	0	35,298	51,949	67.9%
501	Kaskaskia	17,121	32,934	17,689	11,843	9,007	5,881	0	17,040	4,173	0	0	115,688	165,938	69.7%
523	Kishwaukee	28,253	53,294	33,175	27,267	27,129	5,731	0	10,228	10,679	0	0	195,756	301,828	64.9%
532	Lake County	26,134	48,493	24,778	29,265	19,644	3,435	4,500	6,208	1,886	100	0	164,443	212,848	77.3%
517	Lake Land	15,676	40,691	21,856	12,516	24,170	3,163	14,686	14,079	12,642	0	68	159,547	247,166	64.6%
536	Lewis & Clark	26,646	43,727	25,533	29,334	15,401	9,021	0	34,088	9,233	0	0	192,983	278,113	69.4%
526	Lincoln Land	20,670	30,273	30,576	14,987	11,515	11,349	1,351	22,105	6,572	0	0	149,398	231,308	64.6%
530	Logan	14,054	47,539	19,703	24,529	0	2,564	0	1,615	4,910	0	0	114,914	159,828	71.9%
528	McHenry	16,597	45,283	16,597	7,465	0	2,433	0	6,993	1,126	125	0	392,868	571,990	68.7%
541	Metropolitan	27,345	56,966	46,356	32,754	29,764	6,060	18,919	22,141	7,629	0	0	142,416	228,642	62.3%
524	Moraine Valley	43,158	83,158	22,761	13,258	14,640	2,901	6,533	14,888	3,877	0	0	187,053	303,107	61.7%
527	Morton	20,400	43,158	22,761	13,258	14,640	2,901	6,533	14,888	3,877	0	0	187,053	303,107	61.7%
535	Oakton	27,345	56,966	46,356	32,754	29,764	6,060	18,919	22,141	7,629	0	0	142,416	228,642	62.3%
505	Parkland	33,086	78,007	44,621	35,796	0	3,142	2,086	52,896	3,980	432	2,684	256,730	381,053	67.4%
515	Prairie State	27,559	57,433	24,162	20,183	9,012	7,410	2,346	34,024	7,720	0	0	189,849	286,785	66.2%
521	Rend Lake	14,191	34,031	18,712	11,400	10,440	6,152	3,652	20,393	1,220	0	0	120,191	173,987	69.1%
537	Richland	24,625	39,581	21,005	11,967	1,728	2,894	7,815	22,897	10,990	0	0	143,502	202,144	71.0%
511	Rock Valley	23,511	42,604	24,315	40,800	32,329	17,813	3,321	32,130	651	0	0	217,674	308,506	70.6%
518	Sandburg	11,820	29,380	16,814	10,313	0	728	0	8,384	828	0	0	78,267	109,444	71.5%
506	Sauk Valley	21,095	69,965	26,190	13,100	12,800	6,090	0	22,367	7,085	0	0	178,692	353,290	50.6%
531	Shawnee	5,905	14,111	9,024	4,987	0	0	0	9,641	1,140	0	0	49,308	63,931	77.1%
510	South Suburban	66,126	72,112	56,348	33,137	4,999	24,869	6,754	0	16,540	0	20,552	301,437	436,259	69.1%
533	Southeastern	11,000	18,551	13,050	10,610	0	3,410	5,860	13,395	0	0	0	75,876	112,592	67.4%
534	Spoon River	13,094	45,373	12,596	12,982	0	0	14,007	0	8,248	0	0	106,300	146,733	72.4%
504	Triton	87,061	162,702	72,977	26,914	24,625	12,668	10,661	45,731	21,240	1,268	16,702	482,549	713,767	67.6%
516	Waubensee	18,002	56,991	15,104	21,576	18,412	8,157	4,479	0	0	0	0	142,721	162,700	87.7%
539	Wood	2,719	12,461	15,263	3,129	5,027	7,717	0	5,215	851	0	0	52,382	76,973	68.1%
	TOTALS	1,445,763	2,376,826	1,432,079	816,326	558,223	318,802	174,443	941,320	343,815	7,332	60,846	8,475,775	12,648,353	

* Gross Square Feet
**Building efficiency equals net assignable square footage divided by gross square feet
SOURCE OF DATA: RAMP/CC Table C1.0 (FY 1998)



Illinois Community College Board
Table V-6
NET ASSIGNABLE SQUARE FOOTAGE IN COMPLETED PERMANENT LOCALLY FUNDED FACILITIES
BY HIGHER EDUCATION FACILITY INVENTORY ROOM USE CLASSIFICATION AS OF AUG 1, 1996

Dist. No.	District/College	Classrooms	Laboratory	Office	Study	PE	Athletic/ Special Use	Theater/ Aud.	General Use	Support	Health Care	Unclass.	NASF	GSF*	% Bldg. Eff.**
522	Belleville	51,321	41,685	18,573	6,477	0	10,694	0	15,900	21,057	0	0	165,707	224,753	73.7%
503	Black Hawk	700	0	0	0	0	11,971	0	0	0	0	0	12,671	13,050	97.1%
508	Chicago														
	Daley	40,350	48,565	57,038	19,050	19,655	12,125	150	32,548	7,456	0	0	236,937	397,686	59.6%
	Kennedy	23,400	48,044	18,247	5,625	0	3,350	0	4,875	4,825	336	0	108,702	148,655	73.1%
	Malcolm	4,875	6,021	3,057	924	0	931	0	2,452	2,281	1,200	8,223	29,964	37,168	80.6%
	Olive	53,436	58,060	57,611	20,566	25,195	8,200	4,200	27,467	8,570	1,900	0	265,205	413,160	64.2%
	Truman	37,219	13,088	5,874	0	9,642	1,162	2,432	6,741	1,573	0	0	77,731	116,200	66.9%
	Washington	57,468	45,314	68,066	17,367	0	4,135	0	18,446	9,583	0	0	220,379	345,300	63.8%
	Wright	54,414	95,040	59,368	29,433	21,063	17,529	8,497	29,098	12,700	0	34,860	362,002	587,940	61.6%
507	Danville	0	0	2,354	0	0	0	3,418	443	454	0	0	6,669	12,238	54.5%
502	DuPage	33,145	52,889	41,580	25,840	65,173	34,675	15,777	47,894	32,398	0	61,978	411,299	676,780	60.8%
509	Elgin	49,604	51,306	23,975	1,730	15,131	4,562	10,456	27,819	5,614	0	0	190,197	326,551	58.2%
512	Itarper	18,061	39,752	16,422	0	42,351	6,000	0	14,494	21,224	0	0	158,304	233,298	67.9%
541	Heartland	0	0	0	0	0	0	0	0	0	0	0	0	0	0.0%
519	Highland	44	893	1,034	0	17,586	1,173	0	11,862	169	0	43,560	76,321	95,918	79.6%
514	Illinois Central	5,887	72,911	6,881	565	0	3,020	8,024	12,818	29,639	0	0	139,745	180,388	77.5%
529	Illinois Eastern														
	Frontier	5,441	4,598	6,825	1,248	0	198	0	421	1,926	0	350	21,007	28,019	75.0%
	Lincoln Trail	1,363	5,635	1,607	0	8,350	1,841	0	315	7,169	0	2,523	28,803	33,971	84.8%
	Olney	0	0	312	0	10,678	3,272	5,016	1,510	762	0	0	21,550	26,133	82.5%
	Wabash	5,843	17,598	3,683	0	7,156	1,273	0	5,385	4,928	0	0	45,866	56,602	81.0%
513	Illinois Valley	2,886	19,500	1,036	0	0	667	9,006	282	1,376	0	0	34,753	45,642	76.1%
525	Joliet	18,455	30,463	5,667	6,461	0	0	4,748	5,293	3,007	0	0	74,094	93,505	79.2%
520	Kankakee	8,057	3,177	1,288	0	3,441	0	4,625	9,256	0	0	0	29,844	37,744	79.1%
501	Kaskaskia	15,984	31,278	15,210	10,242	12,537	1,450	6,910	10,150	4,839	0	0	108,600	158,888	68.4%
523	Kishwaukee	13,309	41,701	14,634	1,215	0	13,158	0	14,785	12,239	111	0	111,152	152,054	73.1%
532	Lake County	22,864	14,342	12,240	1,120	0	11,306	0	11,012	9,841	708	0	83,433	155,445	53.7%
517	Lake Land	685	0	403	0	0	1,574	0	54	0	0	0	2,716	3,072	88.4%
536	Lewis & Clark	22,603	18,164	39,593	0	0	1,196	2,416	4,580	19,806	220	6,693	115,271	188,651	61.1%
526	Lincoln Land	3,405	2,072	6,278	0	0	6,891	0	15,059	5,125	0	0	38,830	50,106	77.5%
530	Logan	7,002	30,249	11,178	0	0	4,726	5,568	9,434	0	0	0	68,157	91,957	74.1%
528	McHenry	8,043	6,325	11,830	0	11,326	8,553	4,100	21,395	5,980	0	0	77,552	120,884	64.2%
541	Metropolitan	0	0	0	0	0	0	0	0	0	0	0	0	0	0.0%
524	Moraine Valley	0	0	20,542	0	0	2,461	132	24,754	13,637	0	0	61,526	82,413	74.7%
527	Morton	0	0	0	0	0	0	0	0	4,676	0	0	4,676	4,876	95.9%
535	Oakton	36,830	31,758	26,867	6,168	5,825	2,892	2,905	39,072	20,932	460	29,768	203,477	318,641	63.9%
505	Parkland	5,085	12,269	7,130	0	26,583	0	11,097	4,176	7,154	0	536	74,030	102,304	72.4%
515	Prairie State	760	10,973	2,019	3,185	0	0	0	3,602	10,008	0	0	30,547	37,003	82.6%
521	Rend Lake	6,330	30,928	3,447	0	0	706	0	1,014	13,835	0	0	56,260	68,986	81.6%
537	Richland	0	0	0	0	0	865	0	0	0	0	0	865	1,000	86.5%
511	Rock Valley	15,850	46,374	25,802	0	0	641	7,123	17,219	21,463	483	0	134,955	167,956	80.4%
518	Sandburg	2,346	10,892	1,948	1,436	10,195	2,574	2,868	1,438	0	0	0	33,697	42,566	79.2%
506	Sauk Valley	0	0	0	0	0	0	0	0	0	0	41,031	41,031	51.040	
531	Shawnee	10,813	3,019	1,882	0	7,200	6,295	0	0	529	0	0	29,738	42,866	69.4%
510	South Suburban	12,096	0	1,620	882	19,604	1,997	0	0	9,274	0	23,100	68,573	93,670	73.2%
533	Southeastern	4,240	17,845	5,000	0	20,070	0	0	0	1,895	0	0	49,050	67,753	72.4%
534	Spoon River	7,457	9,364	1,273	506	0	3,551	3,616	0	1,335	0	0	27,102	47,000	57.7%
504	Triton	12,742	51,326	7,050	0	4,443	1,345	0	13,263	5,766	245	0	96,180	119,618	80.4%
516	Waubesaee	40,710	25,534	26,718	282	0	246	0	25,603	31,705	0	85,725	236,523	270,054	87.6%
539	Wood	517	775	857	0	0	3,745	0	171	0	0	0	6,065	7,558	80.2%
	TOTAL	721,640	1,049,727	644,019	160,322	359,763	201,665	117,617	483,603	395,440	5,663	338,297	4,477,756	6,577,062	

* Gross Square Feet
** Building efficiency equals net assignable square footage divided by gross square feet
SOURCE OF DATA: RAMP/CC Table C1.0 (FY 1998)

Illinois Community College Board

Table V-7

NET ASSIGNABLE SQUARE FOOTAGE IN TEMPORARY FACILITIES
BY HIGHER EDUCATION FACILITY INVENTORY ROOM USE CLASSIFICATION AS OF AUGUST 1, 1996

Dist. No.	District/College	Classrooms	Laboratory	Office	Study	Athletic/ PE	Special Use	Theater/ Aud.	General Use	Support	Health Care	Unclass.	NASF	GSF*	% Bldg Eff**
522	Belleville	14,400	0	1,800	0	0	0	0	0	0	0	450	16,650	17,820	93.4%
503	Black Hawk	5,285	8,217	2,606	0	0	0	330	3,275	1,369	0	349	21,431	27,354	78.3%
508	Chicago	26,276	18,308	12,816	2,055	0	0	0	3,106	4,641	0	0	67,202	88,480	76.0%
	Kennedy	0	0	0	0	0	0	0	0	0	0	0	0	0	0.0%
	Malcolm	0	0	0	0	0	0	0	0	0	0	0	0	0	0.0%
	Olive	34,888	13,370	8,294	0	0	0	0	1,746	36,209	0	0	94,507	111,880	84.5%
	Truman	0	0	0	0	0	0	0	0	0	0	0	0	0	0.0%
	Washington	0	0	0	0	0	0	0	0	0	0	0	0	0	0.0%
	Wright	0	0	0	0	0	0	0	0	0	0	0	0	0	0.0%
507	Danville	20,129	13,851	28,631	363	0	90	0	6,048	11,883	0	44,654	125,649	206,066	61.0%
502	DuPage	0	0	0	0	0	0	0	0	0	0	0	0	0	0.0%
509	Elgin	0	0	0	0	0	0	0	0	0	0	0	0	0	0.0%
512	Harper	0	0	0	0	0	0	0	0	0	0	0	0	0	0.0%
540	Heartland	0	0	0	0	0	0	0	0	0	0	0	0	0	0.0%
519	Highland	0	0	0	0	0	0	0	0	0	0	0	0	0	0.0%
514	Illinois Central	0	0	0	0	0	0	0	0	0	0	0	0	0	0.0%
529	Illinois Eastern	0	0	0	0	0	0	0	0	0	0	0	0	0	0.0%
	Frontier	0	0	0	0	0	0	0	0	0	0	0	0	0	0.0%
	Lincoln Trail	1,709	9,330	596	0	0	0	0	2,903	7,961	0	0	22,499	27,800	80.9%
	Olivey	2,450	23,511	1,651	0	0	0	0	0	3,599	0	0	31,211	36,336	85.9%
	Wabash	0	0	0	0	0	0	0	0	0	0	0	0	0	0.0%
513	Illinois Valley	3,066	513	6,602	0	8,748	3,881	0	0	17,267	0	6,529	46,606	51,730	90.1%
525	Joliet	2,408	1,050	6,707	0	0	0	0	0	958	0	5,246	16,369	23,160	70.7%
501	Kankakee	2,017	7,675	2,108	0	0	2,586	0	636	0	0	660	15,682	17,993	87.2%
523	Kishwaukee	0	0	528	0	0	0	0	0	6,230	0	0	6,758	12,561	53.8%
532	Lake County	25,112	27,050	13,618	7,419	0	6,078	6,077	19,892	7,202	0	703	113,151	130,143	86.9%
517	Lake Land	2,976	16,672	2,299	0	0	0	0	0	14,369	0	0	36,316	38,925	93.3%
536	Lewis & Clark	0	0	0	0	0	0	0	0	0	0	0	0	0	0.0%
526	Lincoln Land	0	0	0	0	0	0	0	0	0	0	0	0	0	0.0%
530	Logan	0	0	0	0	0	0	0	0	0	0	0	0	0	0.0%
528	McHenry	0	0	0	0	0	0	0	0	0	0	0	0	0	0.0%
541	Metropolitan	0	0	0	0	0	0	0	0	0	0	0	0	0	0.0%
524	Moraine Valley	0	0	0	0	0	0	0	0	0	0	0	0	0	0.0%
527	Morton	0	0	0	0	0	0	0	0	0	0	0	0	0	0.0%
535	Oakton	0	0	0	0	0	0	0	0	0	0	0	0	0	0.0%
505	Parkland	0	0	0	0	0	0	0	0	0	0	0	0	0	0.0%
515	Prairie State	5,241	2,356	3,790	110	0	6,026	0	370	0	0	0	17,893	23,040	77.7%
521	Rend Lake	0	0	0	0	0	0	0	0	0	0	0	0	0	0.0%
537	Richland	0	0	0	0	0	0	0	0	0	0	0	0	0	0.0%
511	Rock Valley	0	0	136	0	0	0	0	0	0	0	0	136	136	100.0%
518	Sandburg	11,604	3,455	2,894	0	0	2,143	0	922	0	294	6,000	27,312	32,721	83.5%
506	Sauk Valley	0	0	0	0	0	0	0	0	0	0	0	0	0	0.0%
531	Shawnee	2,628	0	0	0	0	0	0	0	144	0	0	2,772	2,880	96.3%
510	South Suburban	0	0	0	0	0	0	0	0	0	0	0	0	0	0.0%
533	Southeastern	0	0	0	0	0	0	0	0	0	0	0	0	0	0.0%
534	Spoon River	0	0	0	0	0	0	0	0	0	0	0	0	0	0.0%
504	Triton	0	0	0	0	0	0	0	0	0	0	0	0	0	0.0%
516	Waubonsee	0	0	0	0	0	0	0	0	0	0	0	0	0	0.0%
539	Wood	7,668	0	144	0	0	2,016	0	0	0	0	0	9,828	12,338	79.7%
	TOTALS	167,857	145,358	95,220	9,947	8,748	22,820	6,407	38,898	111,832	294	64,591	671,972	861,363	

* Gross Square Feet
** Building efficiency equals net assignable square footage divided by gross square feet

Illinois Community College Board
Table V-8

NET ASSIGNABLE SQUARE FOOTAGE IN STATE-FUNDED FACILITIES UNDER CONSTRUCTION OR APPROVED FOR CONSTRUCTION BY HIGHER EDUCATION FACILITY INVENTORY ROOM USE CLASSIFICATION AS OF AUGUST 1, 1996

Dist. No.	District/College	Classrooms	Laboratory	Office	Study	PE	Special Use	Theater	General Use	Support	Unclass.	Total NASF	Total GSF
509	Elgin	20,747	5,065	3,100	0	0	1,500	0	3,484	3,640	0	37,536	65,132
532	Lake County	17,936	16,696	5,050	0	0	0	0	0	4,010	0	43,692	73,380
536	Lewis & Clark	5,325	10,875	2,450	971	0	0	2,858	0	7,478	0	29,957	46,990
527	Morton	2,200	0	0	0	0	0	0	0	0	0	2,200	2,300
504	Triton	0	0	1,500	0	0	4,600	0	0	0	0	6,100	7,015
539	Wood	4,643	6,255	595	0	0	274	0	5,863	373	6,194	24,197	35,200
		50,851	38,891	12,695	971	0	6,374	2,858	9,347	15,501	6,194	143,682	230,017

* Gross Square Feet

**Building efficiency equals net assignable square footage divided by gross square feet

SOURCE OF DATA: RAMP/CC Table C1.0 (FY 1998)



Illinois Community College Board
Table V-9

NET ASSIGNABLE SQUARE FOOTAGE IN LOCALLY FUNDED PERMANENT FACILITIES
UNDER CONSTRUCTION OR APPROVED FOR CONSTRUCTION AS OF AUGUST 1, 1996

Dist. No.	District/College	Classrooms	Laboratory	Office	Study	PE	Special Use	Theater	General Use	Support	Unclass.	Total NASF	Total GSF
508	Chicago-Daley	18,700	28,500	12,800	8,000	0	3,000	3,800	0	19,500	0	118,300	175,000
532	Lake County	7,710	0	480	0	0	0	21,570	0	2,910	0	32,670	53,920
530	Logan	2,980	0	0	0	0	0	703	0	0	0	3,683	5,042
528	McHenry	8,200	12,690	3,665	1,500	0	0	0	1,260	0	0	27,315	43,010
511	Rock Valley	0	0	0	0	0	0	0	0	830	0	830	960
		37,590	41,190	16,945	9,500	0	3,000	26,073	1,260	23,240	0	182,798	277,932

*Gross Square Feet

**Building efficiency equals net assignable square footage divided by gross square feet.

SOURCE OF DATA: RAMP/CC Table C1.0 (FY 1998)



Illinois Community College Board

Table V-10

**TOTAL NET ASSIGNABLE SQUARE FEET OF PERMANENT FACILITIES BY ROOM USE CLASSIFICATION
PER 10TH DAY ON-CAMPUS FTE STUDENT AS OF AUGUST 1, 1996
(COMPLETED, UNDER CONSTRUCTION, APPROVED, OR APPROPRIATED)**

Dist. No.	District/College	10th Day FTE	Class	Labs	Office	Study	PE	Special	Theater	General	Support	Health	Unclass	Total NASF
522	Belleville	3,914	24.01	22.51	12.28	2.01	8.74	3.80	1.18	8.04	8.14	0.00	0.11	90.83
503	Black Hawk	3,752	10.57	17.92	10.44	8.73	14.59	3.59	0.60	9.95	7.42	0.28	0.36	84.46
508	Chicago													
	Daley	2,440	34.97	39.09	33.87	11.93	8.06	6.20	1.62	14.61	12.95	0.00	0.00	163.29
	Kennedy	2,407	35.48	81.39	38.70	7.83	16.03	19.91	3.00	16.42	7.25	0.14	0.00	226.15
	Malcolm	2,051	61.69	25.09	42.95	3.97	9.44	9.36	0.00	10.83	9.51	0.79	4.01	177.64
	Olive	2,909	30.36	24.55	22.66	7.07	8.66	2.82	1.44	10.04	15.39	0.65	0.00	123.65
	Truman	3,779	28.13	18.47	22.29	8.00	2.55	1.78	2.15	10.69	3.42	0.00	0.00	97.48
	Washington	2,345	24.51	19.32	29.03	7.41	0.00	1.76	0.00	7.87	4.09	0.00	0.00	93.98
	Wright	3,499	31.62	30.97	21.06	10.13	10.12	9.15	6.12	10.10	9.21	0.00	10.69	149.17
507	Danville	1,432	27.38	39.42	31.95	7.48	11.96	2.63	2.39	13.37	11.38	0.00	36.36	184.31
502	DuPage	9,753	13.59	18.08	13.64	8.11	6.68	3.99	1.62	12.36	5.04	0.13	7.01	90.26
509	Elgin	4,249	22.98	24.52	14.83	4.93	3.56	2.26	3.07	12.30	3.24	0.00	0.00	91.70
512	Harper	5,488	16.28	27.02	15.76	5.18	7.72	3.12	0.89	12.50	6.56	0.05	0.00	95.06
540	Heartland	1,124	0.00	0.00	0.00	0.00	0.00	0.00	0.00	0.00	0.00	0.00	0.00	0.00
519	Highland	981	21.16	42.88	33.23	12.63	17.93	3.74	5.07	31.04	1.68	0.00	46.66	216.03
514	Illinois Central	3,903	12.94	34.88	17.24	8.34	3.92	5.06	2.80	22.07	10.98	0.46	0.31	118.99
529	Illinois Eastern													
	Frontier	188	28.94	24.46	36.30	6.64	0.00	1.05	0.00	2.24	10.24	0.00	1.86	111.74
	Lincoln Trail	672	21.29	43.43	15.02	9.57	30.74	9.53	9.97	18.85	22.74	0.00	3.75	184.89
	Olney	760	20.56	59.17	22.59	16.50	14.05	6.37	6.60	18.91	6.72	0.00	0.00	171.46
	Wabash	691	22.89	51.17	15.84	8.78	32.52	8.91	11.43	14.57	12.30	0.00	0.00	178.42
513	Illinois Valley	1,710	17.30	34.10	14.63	10.44	11.20	2.67	5.27	15.36	16.20	0.00	0.00	127.17
525	Joliet	3,586	20.23	41.19	14.05	10.59	5.89	4.63	1.32	10.57	6.82	0.13	1.82	117.25
520	Kankakee	1,250	32.62	37.38	25.97	11.54	15.46	6.14	0.00	19.47	12.34	0.00	4.20	165.11
501	Kaskaskia	1,476	15.88	33.62	14.89	9.10	11.33	2.73	6.24	9.82	4.06	0.00	0.45	108.12
523	Kishwaukee	1,385	21.97	53.89	23.72	9.43	6.50	13.75	0.00	22.98	16.35	0.08	0.00	168.66
532	Lake County	3,165	32.19	35.19	20.40	11.31	8.57	7.30	8.74	13.00	10.95	0.22	0.22	148.09
517	Lake Land	2,065	14.43	31.56	13.31	14.17	9.51	2.43	2.18	3.03	7.87	0.05	0.00	98.54
536	Lewis & Clark	1,904	22.90	36.62	33.56	7.08	12.69	2.29	10.48	9.80	20.97	0.12	3.55	160.07
526	Lincoln Land	2,585	11.63	17.72	12.31	11.35	5.96	6.16	0.00	19.01	5.55	0.00	0.00	89.68
530	Logan	2,693	11.38	22.47	15.50	5.57	4.28	4.21	2.52	10.28	5.94	0.00	0.00	82.15
528	McHenry	1,364	22.21	48.79	25.80	19.08	8.30	8.15	3.01	17.79	7.98	0.00	0.00	161.13
541	Metropolitan	558	29.74	81.15	29.74	13.38	0.00	4.36	0.00	12.53	2.02	0.22	0.00	173.15
524	Moraine Valley	4,998	14.38	28.71	16.16	6.55	5.96	1.70	3.81	9.38	4.25	0.00	0.00	90.92
527	Morton	1,122	20.14	38.47	20.29	11.82	13.05	2.59	5.82	13.27	7.62	0.00	0.00	133.06
535	Oakton	3,504	18.31	25.32	20.90	5.53	4.83	1.65	1.66	16.76	7.83	0.16	8.50	111.45
505	Parkland	3,388	11.27	26.65	15.27	10.57	7.85	0.93	3.89	16.85	3.29	0.13	0.95	97.63
515	Prairie State	1,614	20.79	43.84	18.57	14.55	5.58	8.32	1.45	23.54	10.98	0.00	0.00	147.64
521	Rend Lake	1,535	13.37	42.32	14.44	7.43	6.80	4.47	2.38	13.95	9.81	0.00	0.00	114.95
537	Richland	1,257	19.59	31.49	16.71	9.52	1.37	2.99	6.22	18.22	8.74	0.00	0.00	114.85
511	Rock Valley	2,745	14.34	32.41	18.31	14.86	11.85	6.72	3.80	17.98	8.36	0.18	0.00	128.81
518	Sandburg	1,041	24.76	42.00	20.80	11.29	9.79	5.23	2.76	10.32	0.80	0.28	5.76	133.79
506	Sauk Valley	880	23.97	79.51	29.76	14.89	14.55	6.92	0.00	25.42	8.05	0.00	46.63	249.69
531	Shawnee	670	28.87	25.57	16.28	14.16	10.75	9.40	0.00	14.39	2.71	0.00	0.00	122.12
510	South Suburban	3,032	25.80	23.78	19.12	11.22	8.11	8.86	2.23	0.00	8.51	0.00	14.40	122.03
533	Southeastern	1,258	12.11	28.93	14.35	8.43	15.95	2.71	4.66	10.65	1.51	0.00	0.00	99.31
534	Spoon River	579	35.49	94.54	23.95	23.30	0.00	6.13	30.44	0.00	16.55	0.00	0.00	230.40
504	Triton	4,207	23.72	50.87	19.38	6.40	6.91	4.42	2.53	14.02	6.42	0.36	3.97	139.01
516	Waubonsee	1,588	36.97	51.97	26.34	13.76	11.59	5.29	2.82	16.12	19.97	0.00	53.98	238.82
539	Wood	944	16.47	20.65	17.86	3.31	5.33	14.57	0.00	11.92	1.30	0.00	6.56	97.96
	TOTALS	114,440	21.91	33.39	19.79	8.88	8.35	4.93	2.95	13.34	8.00	0.13	4.25	125.92

SOURCES OF DATA: RAMP/CC Tables C1.0 and C1.1 (FY1998)
10th Day Enrollment Report (Fall 1996)

Illinois Community College Board
Table V-11
GROSS SQUARE FOOTAGE OF SPACE ELIGIBILITY*
FOR FISCAL YEAR 1998 STATE-SUPPORTED CONSTRUCTION

Dist. No.	District/College	Fall 96 On-Campus Day FTE		Total Space Eligibility	State-Appropriated Space Complete or Under Construction	Current Space Eligibility
		Eligible Occupational	Other			
522	Belleville	269	3,645	413,500	271,412	142,088
503	Black Hawk	1,037	2,715	432,895	419,445	13,450
508	Chicago					
	Daley	300	2,140	271,640	0	271,640
	Kennedy	478	1,929	275,249	673,846	(398,597)
	Malcolm	238	1,813	229,933	541,575	(311,642)
	Olive	134	2,775	312,535	0	312,535
	Truman	228	3,551	399,112	437,500	(38,388)
	Washington	24	2,321	251,281	0	251,281
	Wright	103	3,396	367,352	241,745	125,607
507	Danville	420	1,012	170,120	218,402	(48,282)
502	DuPage	3,213	6,540	1,092,000	658,143	433,857
509	Elgin	1,206	3,043	489,296	341,080	148,216
512	Harper	811	4,677	584,324	599,837	(15,513)
540	Heartland	46	1,078	125,020	0	125,020
519	Highland	172	809	113,070	195,640	(82,570)
514	Illinois Central	382	3,521	417,912	469,286	(51,374)
529	Illinois Eastern					
	Frontier	41	147	21,910	0	21,910
	Lincoln Trail	226	446	80,700	90,467	(9,767)
	Olney Central	212	548	89,960	114,589	(24,629)
	Wabash	264	427	83,930	102,615	(18,685)
513	Illinois Valley	349	1,361	198,570	264,652	(66,082)
525	Joliet	1,034	2,552	416,012	462,317	(46,305)
520	Kankakee	385	865	149,050	202,578	(53,528)
501	Kaskaskia	587	889	179,970	51,949	128,021
523	Kishwaukee	232	1,153	159,310	165,938	(6,628)
532	Lake County	107	3,058	336,816	375,208	(38,392)
517	Lake Land	260	1,805	232,205	212,848	19,357
536	Lewis & Clark	260	1,644	215,944	294,156	(78,212)
526	Lincoln Land	517	2,068	294,748	278,113	16,635
530	Logan	426	2,267	302,107	231,308	70,799
528	McHenry	54	1,310	151,660	159,828	(8,168)
541	Metropolitan	60	498	63,180	127,475	(64,295)
524	Moraine Valley	85	4,913	504,396	571,990	(67,594)
527	Morton	236	886	130,500	230,942	(100,442)
535	Oakton	310	3,194	377,748	303,107	74,641
505	Parkland	283	3,105	365,780	381,053	(15,273)
515	Prairie State	200	1,414	183,540	286,785	(103,245)
521	Rend Lake	511	1,024	184,180	173,987	10,193
537	Richland	125	1,132	142,020	202,144	(60,124)
511	Rock Valley	886	1,859	325,299	308,506	16,793
518	Sandburg	503	538	129,600	109,444	20,156
506	Sauk Valley	118	762	100,340	353,290	(252,950)
531	Shawnee	187	483	79,310	63,931	15,379
510	South Suburban	943	2,089	356,509	436,259	(79,750)
533	Southeastern	570	688	155,480	112,592	42,888
534	Spoon River	132	447	67,650	146,733	(79,083)
504	Triton	1,232	2,975	486,455	720,782	(234,327)
516	Waubensee	316	1,272	184,160	162,700	21,460
539	Wood	290	654	112,540	112,173	367
	TOTALS	21,002	93,438	12,806,818	12,878,370	

*Computed in accordance with ICCB Rule 1501.603c4c.

SOURCES OF DATA: ICCB Records

10th Day Enrollment Report (Fall 1996)

Illinois Community College Board
Table V-12
TOTAL PROTECTION, HEALTH, AND SAFETY PROJECTS APPROVED

Dist. No.	District/College	# of Projects Approved		Total	Total Budgeted Amounts
		Bond Issues	Tax Levy		
522	Belleville	5	36	41	\$8,467,657
503	Black Hawk	0	66	66	8,507,797
508	Chicago	0	1	1	4,500,000
507	Danville	13	0	13	4,907,772
502	DuPage	0	0	0	0
509	Elgin	10	0	10	1,117,822
512	Harper	11	46	57	22,821,581
540	Heartland	0	0	0	0
519	Highland	1	30	31	4,871,992
514	Illinois Central	0	46	46	12,277,772
529	Illinois Eastern	34	0	34	4,744,354
513	Illinois Valley	0	37	37	5,032,812
525	Joliet	0	29	29	5,999,480
520	Kankakee	0	0	0	0
501	Kaskaskia	0	13	13	2,233,156
523	Kishwaukee	0	12	12	1,746,980
532	Lake County	11	37	48	7,449,135
517	Lake Land	2	29	31	5,258,594
536	Lewis & Clark	7	0	7	3,499,610
526	Lincoln Land	3	1	4	1,307,775
530	Logan	6	1	7	1,662,510
528	McHenry	0	2	2	1,904,456
541	Metropolitan	0	0	0	0
524	Moraine Valley	0	21	21	2,694,160
527	Morton	5	2	7	5,517,269
535	Oakton	0	9	9	1,701,476
505	Parkland	0	19	19	3,533,909
515	Prairie State	10	11	21	8,929,446
521	Rend Lake	21	17	38	5,800,048
537	Richland	0	0	0	0
511	Rock Valley	0	66	66	9,917,119
518	Sandburg	1	19	20	3,743,905
506	Sauk Valley	2	21	23	4,780,678
531	Shawnee	10	0	10	1,135,364
510	South Suburban	22	34	56	12,248,218
533	Southeastern	2	0	2	1,300,000
534	Spoon River	7	4	11	3,020,907
504	Triton	0	74	74	14,890,148
516	Waubonsee	0	29	29	4,869,705
539	Wood	8	17	25	941,400
TOTALS		191	729	920	\$193,335,007

SOURCE OF DATA: ICCB Records

Illinois Community College Board
Table V-13
BUDGETED REVENUE FOR COMMUNITY COLLEGE CONSTRUCTION
SINCE JANUARY 1990*

<u>Dist.</u> <u>No.</u>	<u>District/College</u>	<u>Project</u>	<u>Federal</u>	<u>Local</u>	<u>State</u>	<u>Total</u>
522	Belleville	Mechanical System Renovation	\$ 0	\$ 429650	\$ 0	\$ 429650
		Student Services Renovation	0	242179	94926	337105
		Fire Protection Renovation	0	47600	0	47600
		Roofing System Repairs	0	283440	0	283440
		Campus Storage Renovation	0	164869	93866	258735
		Energy Conservation	0	95750	0	95750
		Cafeteria Expansion	0	181000	0	181000
		Modular Classroom Units	0	584170	0	584170
		Accessibility Renovations	0	789000	0	789000
		Accessibility Modifications	0	102200	0	102200
		Mechanical System Renovation	0	589120	0	589120
		Roofing & Moisture Problems	0	47040	0	47040
		Aviation Maintenance Training Facility	0	265750	0	265750
		Remodel Vo-Tech Center	0	752100	2256400	3008500
		Moisture Protection-Roof Replace	0	30000	0	30000
		Hazardous Materials Storage	0	130000	0	130000
		Water Piping-Code Corrections	0	153400	0	153400
		Energy Conservation	0	25200	0	25200
		Fire Protection Renovation	0	82040	0	82040
		Exterior Lighting Code Corrections	0	80000	0	80000
		Energy Conservation Measures	0	668600	0	668600
		Moisture Protection-Window Repl.	0	28000	0	28000
		Energy Conservation/Electric Retrofit	0	36960	0	36960
		Energy Conservation/Granite City	0	330950	0	330950
		Energy Conservation/PSOP	0	25750	0	25750
		HVAC Retrofit-Phase II	0	353360	0	353360
						\$ 8963320
503	Black Hawk	Remodel Corporate Center	0	274042	0	\$ 274042
		Site Acquisition	0	370000	0	370000
		Life Safety Renovations	0	30955	0	30955
		Weatherize Entrances	0	91269	0	91269
		Fire Code Corrections	0	111391	0	111391
		New Restroom Facility	0	30700	0	30700
		Construction Defects	0	0	210000	210000
		Aggregate Repairs	0	114719	0	114719
		Roof Replacement	0	118507	0	118507
		WIU Office Relocation	0	7000	0	7000
		Local Child Care Center	0	45000	0	45000
		Storm Drainage Repairs-Phase V	0	145000	0	145000
		Install Variable Air Volume System	0	465000	0	465000
		Storm Drain System-Phase IV	0	119900	0	119900
		Retube Boiler	0	107000	0	107000
		Fire & Security System Update	0	256094	0	256094
		Pool Repairs	0	140000	0	140000
		Energy Management System	0	29955	0	29955
		Storm Drainage Repair-Phase IV	0	96800	0	96800
		Asbestos Removal	0	359800	0	359800
		Rehabilitate Building 4	0	201429	0	201429
		HVAC Repairs	0	96500	0	96500
		HVAC Replacement	0	34876	0	34876
		Hazardous Boiler Replacement	0	61175	0	61175

Illinois Community College Board
Table V-13
BUDGETED REVENUE FOR COMMUNITY COLLEGE CONSTRUCTION
SINCE JANUARY 1990*

<u>Dist. No.</u>	<u>District/College</u>	<u>Project</u>	<u>Federal</u>	<u>Local</u>	<u>State</u>	<u>Total</u>
		Elevator Code Modifications	0	101765	0	101765
		Reroof Three Buildings	0	161809	0	161809
		ADA Modifications	0	455620	0	455620
		Direct Service Addition	0	1210000	0	1210000
		Moisture Protection/Plumbing	0	136200	0	136200
		Sewer & Erosion Repairs	0	94100	0	94100
		Chemical Storage Alterations	0	52290	0	52290
		Roof Improvements	0	257500	0	257500
		Fire Alarm Update	0	132401	0	132401
		Structural Repairs	0	100300	0	100300
		Energy Conservation Measures	0	318850	0	318850
		Cooling Tower Replacement	0	164880	0	164880
		Stairway Replacement	0	75054	0	75054
		Chemical Storage Alterations	0	67051	0	67051
		Moisture Protection	0	189170	0	189170
						\$ 7034102
508	Chicago					
	City-Wide	Construction/West Side Tech	0	31500000	8500000	\$ 40000000
	Daley	Renovate Stairway/Bridge	0	0	620899	620899
		Asbestos Abatement	0	0	50000	50000
		Additional Renovations-Stairway/Bridge	0	0	62535	62535
		Exterior Improvements	0	0	200000	200000
		Window Covering	0	0	139030	139030
		Window Coverings	0	0	125000	125000
	Kennedy-King	Exterior Painting/Caulking	0	0	287303	287303
	Malcolm X	Renovate Locker Rooms	0	0	400000	400000
	Olive-Harvey	Exterior Paint, Sidewalks	0	0	241626	241626
		Renovate Building 5	0	0	530000	530000
	Truman	Replace Carpet & Flooring	0	0	50000	50000
		Remodeling	0	1675000	0	1675000
	Washington	Remodel Floors-Basement through 11	0	1385481	0	1385481
		Dawson Skills Rehab	0	0	3500000	3500000
	Wilbur Wright	Remodel Old Wright	0	1050000	0	1050000
		Land/New Campus	0	76600000	0	76600000
		Humboldt Park Vocational Center	0	5000000	2000000	7000000
						\$133916874
507	Danville					
		Repave Parking Lots	0	10312	83586	\$ 93898
		Classroom/Labs-Miller Gym	0	673700	1853600	2527300
		Repair Gazebo	0	0	12475	12475
		Technology Center Addition	0	889800	672200	1562000
		Install Automatic Door	0	0	6500	6500
		Seal Coating-Parking Areas	0	0	10058	10058
		Auto Door Openers	0	0	6850	6850
		Repair Porches-Building 17	0	0	53270	53270
		Repair Roof-Building 17	0	0	77086	77086
		Roof Repairs	0	595847	0	595847
		Energy Conservation	0	33272	0	33272
		Tech Center/Parking Lots	0	0	70000	70000
		Utility Tunnel Replacmenet	0	1566200	0	1566200
		Fuel Oil Tank Replacement	0	28399	0	28399

Illinois Community College Board
Table V-13
BUDGETED REVENUE FOR COMMUNITY COLLEGE CONSTRUCTION
SINCE JANUARY 1990*

<u>Dist. No.</u>	<u>District/College</u>	<u>Project</u>	<u>Federal</u>	<u>Local</u>	<u>State</u>	<u>Total</u>
		College Center Repairs	0	0	66500	66500
		Asbestos/Radon Survey	0	96554	0	96554
		Sanitary Sewer Replacement	0	206550	0	206500
		Natural Gas Pipe Replacement	0	36500	0	36500
		Roof-Tech Center	0	0	82010	82010
		Electrical Power Distribution	0	732300	0	732300
		Domestic Water System Repair	0	435000	0	435000
		Infrastructure Rehabilitation	0	1161500	3484500	4646000
						<u>\$ 12944519</u>
502	DuPage	Site Acquisition-Naperville	0	816750	0	\$ 816750
		Site Acquisition-Westmont	0	609840	0	609840
		Instructional Computing Center	0	391200	1173500	1564700
		Parkway Expansion	0	928940	0	928940
		Walkway Lighting/Reroof Building	0	201893	230107	432000
		Parking Lot Expansion	0	975387	0	975387
		Warehouse Expansion	0	613340	0	613340
		Renovate Parking Lots 1-5	0	229060	227538	456598
		Construct Extension Centers	0	3572800	0	3572800
		Renovate Parking Lots 8 thru 12	0	636911	227538	864449
		Land/North Regional Site	0	650000	0	650000
		Business/Industry Conference Center	0	5500000	0	5500000
		Visual/Performing Arts Phase I	0	23260694	0	23260694
		Site Acquisition/Naperville	0	449757	0	449757
		Ceiling Replacement	0	0	263395	263395
		Roadway Renovations	0	0	224080	224080
		Fitness Room Addition	0	348000	0	348000
		Lighting/Ceiling Renovations	0	0	424922	424922
		SRC Addition	0	16830000	0	16830000
						<u>\$58785652</u>
509	Elgin	Parking Lot Repairs	0	0	66594	\$ 66594
		Construction Maintenance Bldg.	0	239533	0	239533
		Moisture Protection	0	92739	0	92739
		Construct Maintenance Bldg.	0	239533	0	239533
		Mobile Classroom Units	0	137400	0	137400
		Exterior Lighting	0	327500	0	327500
		Construct Applied Tech Building	0	1145750	0	1145750
		HVAC Modifications	0	40740	0	40740
		Resurface Parking Lot 1	0	3456	75544	79000
		Accessibility Modifications	0	38045	0	38045
		Repair Parking Lots	0	0	241675	241675
		Site Acquisition	0	2061300	0	2061300
		New Classroom Building	0	1450500	12906700	14357200
		Roof Repairs/Paving	0	0	127818	127818
						<u>\$ 19194827</u>
512	Harper	HVAC Renovations	0	1259280	0	\$ 1259280
		Roof Replacement Bldgs. B,C,G,H	0	1121250	0	1121250
		Construct Observatory	0	44200	0	44200
		Energy Management System	0	1000000	0	1000000
		Resurface Parking Lot 8,9,10	0	789000	0	789000

Illinois Community College Board
Table V-13
BUDGETED REVENUE FOR COMMUNITY COLLEGE CONSTRUCTION
SINCE JANUARY 1990*

<u>Dist. No.</u>	<u>District/College</u>	<u>Project</u>	<u>Federal</u>	<u>Local</u>	<u>State</u>	<u>Total</u>
		Repave Perimeter Road	0	146400	0	146400
		Renovate Fire Alarm System	0	327600	0	327600
		Construction Defects	0	0	3184856	3184856
		Install Accessible Drinking	0	200000	0	200000
		Boiler Repairs/Building B	0	110000	0	110000
		Alter Doorway/Building 1	0	29500	0	29500
		Roof Repair/Alteration	0	710000	0	710000
		Repair Parking Lots	0	0	144831	144831
		Replace Wheelchair Lifts	0	75000	0	75000
		Replace Underground Storage	0	190000	0	190000
		Repair Roofs-Buildings A & D	0	400000	0	400000
		Fire Supression System	0	25000	0	25000
		Plumbing Repairs-Buildings I & J	0	420000	0	420000
		Electrical/Mechanical Repairs	0	1469550	0	1469550
		Repair Parking Lot 3	0	85	155230	155315
		Repair HVAC-Building V	0	50000	0	50000
		Repair Roofs-Buildings B,E,I,J	0	385000	0	385000
		Repair Restrooms-Building D	0	438500	0	438500
		Accessibility Renovations	0	54000	0	54000
		Elevator Accessibility	0	72500	0	72500
		Fire Sprinkler Installation	0	199750	0	199750
		Power Distribution System	0	317250	0	317250
		Hazardous Bleacher Repair	0	100000	0	100000
		Site Acquisition/Northeast	0	2000000	0	2000000
		Water Main Extension	0	247925	0	247925
		Construct Instructional Bldg.	0	12589800	0	12589800
		Roof Replacement-Bldg. F	0	235000	0	235000
		Roof & Ceiling-Bldg. D	0	0	145841	145841
		Moisture Protection-NE Center	0	178000	0	178000
		Building F Life Safety	0	1500000	0	1500000
		Parking Lot 1 Extension	0	0	142500	142500
		Building F Code Corrections	0	1009000	0	1009000
		Repair Parking Lots	0	0	112000	112000
		Life Safety Alterations	0	380148	0	380148
		Fire System Corrections	0	176371	0	176371
		Filter System Repair	0	143298	0	143298
		Roof Replacement - NE Center	0	444000	0	444000
		Accessibility Improvements	0	108859	0	108859
		Building I Code Corrections	0	676268	0	676268
		ADA/Accessibility	0	159000	0	159000
						\$ 33666852
540	Heartland	Site Acquisition	0	2100000	0	\$ 2100000
		Space Renovations	0	98125	0	98125
						\$ 2198125
519	Highland	Walk Replacement/Phase IV	0	85000	0	\$ 85000
		Reroof Sports Complex	0	81000	0	81000
		Install Nonskid Pool Deck	0	25000	0	25000
		Sidewalk Replacement	0	172648	0	172648
		Reroof Maintenance Barn	0	35000	0	35000
		Accessibility-Auto Doors	0	41950	0	41950

Illinois Community College Board
Table V-13
BUDGETED REVENUE FOR COMMUNITY COLLEGE CONSTRUCTION
SINCE JANUARY 1990*

<u>Dist. No.</u>	<u>District/College</u>	<u>Project</u>	<u>Federal</u>	<u>Local</u>	<u>State</u>	<u>Total</u>
		Tuckpointing & Sidewalks	0	73000	0	73000
		Drainage Repairs-Lot D	0	85230	0	85230
		Bleacher Repairs	0	51725	0	51725
		Sidewalk Repair/Drainage-Phase IV	0	70190	0	70190
		Drainage Alterations	0	173387	0	173387
		Sidewalk Rehabilitation	0	248398	0	248398
		Student Center Building	0	168600	4952000	5120600
		Exterior Waterproofing Modifications	0	51425	0	51425
		Underground Storage Tank	0	50050	0	50050
		Moisture Protection	0	75637	0	75637
		Renovation/Buildings M & R	0	0	284968	284968
		ADA Projects	0	257620	0	257620
		ADA Compliance	0	318666	0	318666
		Auto Body Code Corrections	0	110480	0	110480
		Laboratory Ventilation	0	56975	0	56975
		Fire Alarm Improvements	0	155768	0	155768
		EMS Replacement	0	158200	0	158200
		Ventilation System Repairs	0	123700	0	123700
		Energy Conservation Program	0	645400	0	645400
						\$ 8552017
514	Illinois Central	Test Cells	0	108000	0	\$ 108000
		Phase II-Downtown Center	0	2373250	0	2373250
		Hazardous Surface Repairs	0	170000	0	170000
		Courtyard Rehabilitation	0	360000	0	360000
		Campus Security	0	66000	0	66000
		Remodel Dirksen Hall	0	325000	0	325000
		Replace HVAC Units	0	407000	0	407000
		Parking Lot Rehabilitation	0	5127	149102	154229
		Enclose Overhang/Administration Bldg.	0	225000	0	225000
		Repair Underground Storage Tank	0	289670	0	289670
		Parking Deck Construction	0	550000	0	550000
		Construction Defects-Roof	0	0	493000	493000
		Construct Storage Building	0	78177	0	78177
		Roof Repair-Gymnasium	0	134500	0	134500
		Repair Dirksen Parking Lot	0	2563	147437	150000
		Renovate Parking Lot A	0	2563	147437	150000
		Replace Electric Transformers	0	66000	0	66000
		Replace Rooftop HVAC Units	0	830000	0	830000
		Parking Lot F Renovation	0	0	103800	103800
		Fire Damper Replacement	0	475200	0	475200
		Asbestos Removal/SW Adams	0	143750	0	143750
		Boiler Room Roof Replacement	0	76790	0	76790
		Roof Replacement-SW Adams	0	141900	0	141900
		ADA Survey/Phase I Corrective Work	0	186390	0	186390
		Water-Fire Main Relocations	0	234698	0	234698
		Erosion Control	0	76000	0	76000
		ADA Elevator Addition	0	165460	0	165460
		Parking Lot Restoration	0	0	123400	123400
		Acquisition/Renovation-World Drug Bldg.	0	6386400	0	6386400
		Repair of Bridges	0	97000	0	97000
		Roof Replacement-Lawrence	0	80000	0	80000

Illinois Community College Board
Table V-13
BUDGETED REVENUE FOR COMMUNITY COLLEGE CONSTRUCTION
SINCE JANUARY 1990*

<u>Dist. No.</u>	<u>District/College</u>	<u>Project</u>	<u>Federal</u>	<u>Local</u>	<u>State</u>	<u>Total</u>
		Elevator Repairs	0	99200	0	99200
		Upgrade Underground Storage Tank	0	243410	0	243410
						\$ 15563224
529	Illinois Eastern	Construct Microwave Tower	0	313191	0	\$ 313191
		Roof Replacements	0	0	813000	813000
		Stage Floor Replacement	0	0	19159	19159
		Ventilation Corrections	0	117041	0	117041
		Stage Floor Replacement	0	0	21304	21304
		ADA Compliance Alterations	0	71400	0	71400
		Pool Filter Replacement	0	33062	0	33062
		Storm Sewer Waterway Repairs	0	56856	0	56856
		Robinson Commercial Building	0	481960	0	481960
		Tool & Die Shop Code Modifications	0	141546	0	141546
		HVAC Replacement	0	0	324450	324450
		Student Services Area Remodeling	0	0	260000	260000
		Parking Lot Repairs	0	0	171400	171400
		Underground Tank Removal	0	150000	0	150000
		Roof Replacements	0	0	840000	840000
	Frontier	Remodel LRC	0	22280	0	22280
		Maintenance/Storage Shed	0	18400	0	18400
	Olney Central	Relocate Child Care Center	0	2000	0	2000
		Construction Defects/Wattleworth	0	615000	0	615000
		Reroof Stair Enclosures	0	31838	0	31838
		Parking Lot Expansion	0	75000	0	75000
	Wabash Valley	Natorium Roof Replacement	0	81627	0	81627
		Roof Repairs	0	1188000	0	1188000
		HVAC Replacement	0	226200	0	226200
		Gym Floor Replacement	0	0	88962	88962
						\$ 6163676
513	Illinois Valley	Furnace Replacement	0	48600	0	\$ 48600
		Fire Door Controls	0	30000	0	30000
		Hazardous Floor Replacement	0	56723	0	56723
		Road Subsurface Erosion	0	50301	0	50301
		Biology Lab Utilities	0	28904	0	28904
		Replace Hazardous Floor	0	58000	0	58000
		Replace Water Main	0	78860	0	78860
		Energy Audit and Survey	0	29400	0	29400
		Maintenance Room Ventilation	0	0	18800	18800
		Roof Replacement-Gym	0	30142	0	30142
		Roof Replacement	0	51450	0	51450
		Repair Parking Lots	0	0	44620	44620
		Modify Elevators	0	121211	0	121211
		Roadway & Parking Lot	0	0	64136	64136
		Asbestos Abatement-Building G	0	145200	0	145200
		Asbestos Abatement A-301	0	111200	0	111200
		Asbestos Abatement	0	115800	0	115800
		Repair Parking Lot 5	0	24522	63420	87942
		Reroof Auto Ag Facility	0	130725	0	130725
		Sewer Line Hookup	0	84000	0	84000
		Energy Conservation/Retrofit	0	257000	0	257000

Illinois Community College Board
Table V-13
BUDGETED REVENUE FOR COMMUNITY COLLEGE CONSTRUCTION
SINCE JANUARY 1990*

<u>Dist. No.</u>	<u>District/College</u>	<u>Project</u>	<u>Federal</u>	<u>Local</u>	<u>State</u>	<u>Total</u>
		Roof Replacement	0	220000	0	220000
		Asbestos Removal-Water Tanks	0	120000	0	120000
		Security Lighting-Phase II	0	160320	0	160320
		Hazardous Walk Replacment	0	40780	45816	86596
		Sidewalk Replacement Phase II	0	0	60200	60200
		ADA Modifications	0	180600	0	180600
		Sidewalk Replacement	0	0	47300	47300
		Plumbing Code Compliance	0	30250	0	30250
		Asbestos Abatement	0	125890	0	125890
		ADA Modifications	0	150120	0	150120
		Security Lighting	0	158970	0	158970
		Asbestos Removal-Science Fume	0	40800	0	40800
		Exhaust Fans/Art Room	0	5036	14384	19420
		Fluroescent Lighting Modifications	0	119400	0	119400
		Boiler Repairs	0	27427	0	27427
						\$ 3190307
525	Joliet	Resurface Tennis Courts	0	81400	0	\$ 81400
		New Roofing Building E	0	211800	0	211800
		Water Seepage - Roof	0	213400	0	213400
		Repair Parking Lots	0	0	132108	132108
		Emergency Telephones	0	66286	0	66286
		Remove Asbestos Flooring	0	88300	0	88300
		Parking Lot and Roadway Repair	0	21067	121073	142140
		Exterior Stair-Rennaisance Center	0	72315	0	72315
		Roof Work-Rennaisance Center	0	100100	0	100100
		Emergency Telephones/Phase II	0	82300	0	82300
		Roof Replacement/Building G	0	145200	0	145200
		North Campus Site	0	4665650	0	4665650
		Install Fire Alarm System	0	75500	0	75500
		Roof Replacement-Building D	0	0	98222	98222
		Install Cogeneration System	0	949000	0	949000
		Parking Lot Restoration	0	0	210061	210061
		ADA Compliance	0	287980	0	287980
		Business/Tech Center	0	2450291	6992509	9442800
		Roof Replacement	0	325475	0	325475
						\$ 17390037
520	Kankakee	Repair Chimney Flue	0	0	43513	\$ 43513
		Modify Heating System	0	13892	46079	59971
		Classroom Addition	0	3268500	0	3268500
		Update Fire Alarm System	0	0	64505	64505
		Retube Boilers	0	0	39800	39800
		Roadway Lighting	0	0	58965	58965
		West Campus Renovation	0	158880	51120	210000
						\$ 3745254
501	Kaskaskia	Replace Roof-Gym & Science	0	0	51797	\$ 51797
		Alterations-Buildings C,D,E,F	0	780000	0	780000
		Lighting Code Corrections	0	243500	0	243500
		Roofing Replacement	0	0	170228	170228
		ADA-Door Operators	0	39240	0	39240

Illinois Community College Board
Table V-13
BUDGETED REVENUE FOR COMMUNITY COLLEGE CONSTRUCTION
SINCE JANUARY 1990*

<u>Dist. No.</u>	<u>District/College</u>	<u>Project</u>	<u>Federal</u>	<u>Local</u>	<u>State</u>	<u>Total</u>
		Roof Replacement-Various Buildings	0	140000	0	140000
		Asbestos Abatement	0	26800	0	26800
						\$ 1451565
523	Kishwaukee	Accessibility/Phase II	0	113900	0	\$ 113900
		Repair Bleachers	0	0	13200	13200
		Handicapped Accessibility	0	55320	0	55320
		Resurface Tennis Courts	0	0	32000	32000
		Repair Roof-Boiler Room	0	0	15000	15000
		Construction Defects	0	0	125000	125000
		Parking Lot Lighting	0	2584	50691	53275
		Library Expansion	0	361992	1452000	1813992
		Addition/Construction-Phase IV	0	9989400	0	9989400
		Roof Replacement	0	382005	0	382005
		ADA Walk/Egress Repairs	0	65119	0	65119
		Wellhouse Safety	0	47425	0	47425
		Water Penetration	0	279197	0	279197
		Wellhouse Code Corrections	0	47425	0	47425
		Parking Lot Resurfacing (South Lot)	0	0	179835	179835
		Physical Ed Facilities Renovation	0	148879	0	148879
						\$ 13361388
532	Lake County	Fume Hood Reinstallation	0	114000	0	\$ 114000
		Water Main Loop Connection	0	43000	0	43000
		Toilet Room Accessibility	0	130000	0	130000
		Voice Communication System	0	54000	0	54000
		Asbestos Survey	0	32400	0	32400
		Gym Lighting Retrofit	0	30000	0	30000
		Roof Repairs & Insulation	0	918000	0	918000
		Metal Siding Repair	0	32400	0	32400
		Chemistry Lab Alterations	0	142500	0	142500
		Fire Alarm System Repairs	0	626400	0	626400
		Repair Exhaust Systems	0	82000	0	82000
		Access Road & Parking	0	0	212422	212422
		Reroof Lake Shore Campus	0	166300	0	166300
		Install Accessible Hardware	0	27400	0	27400
		Repave Parking Lot 4	0	2828	107601	110429
		Heating System Repair	0	86000	0	86000
		Repave Parking Lot 7	0	0	106211	106211
		Electrical Modifications	0	26700	0	26700
		Replacement Wiring	0	130700	0	130700
		Fire Alarm & System Auto.	0	686600	0	686600
		Drainage Repairs	0	332000	0	332000
		Accessible Entrances	0	30900	0	30900
		Mechanical Unit Repairs	0	162000	0	162000
		Sidewalk Repairs	0	67700	0	67700
		Parking Lot Restoration	0	0	127900	127900
		Improve Access/Parking Lot	0	0	257900	257900
		ADA Compliance	0	345000	0	345000
		Lakshore Campus Expansion	0	3250000	0	3250000
		Heating Control/Lakeshore	0	29700	0	29700
		LRC Roof Replacement	0	450560	0	450560

Illinois Community College Board
Table V-13
BUDGETED REVENUE FOR COMMUNITY COLLEGE CONSTRUCTION
SINCE JANUARY 1990*

<u>Dist. No.</u>	<u>District/College</u>	<u>Project</u>	<u>Federal</u>	<u>Local</u>	<u>State</u>	<u>Total</u>
		Hazardous Pavement/Drainage	0	264455	0	264455
		Replace Fuel Storage Tanks	0	27540	0	27540
		Remodel Chemistry Lab	0	59400	0	59400
		AC Equipment-Info Systems	0	74800	0	74800
						\$ 9237317
517	Lake Land	Energy Management System/Phase I	0	191531	0	\$ 191531
		Energy Management/Phase II	77762	84764	0	162526
		Replace Heat Piping	0	180000	0	180000
		Pave South Parking Lot	0	6384	98116	104500
		Renovate Classrooms	0	0	44651	44651
		Agricultural Tech Building	0	255000	0	255000
		Resurface Parking Lot	0	55400	36600	92000
		Exterior Moisture Protection	0	78000	0	78000
		Drainage Repairs	0	300000	0	300000
		Exterior Door Modifications	0	120000	0	120000
		Cooling Towers Repairs	0	63000	0	63000
		HVAC Alterations-Field House	0	36000	0	36000
		Asbestos Survey	0	58500	0	58500
		Hazardous Bleacher Repair	0	72000	0	72000
		ADA Modifications	0	34500	0	34500
		Security Lighting Upgrade	0	216000	0	216000
		ADA Signage	0	65000	0	65000
		Natural Gas Line Replacement	0	52250	0	52250
		Electrical Code Corrections	0	289600	0	289600
		Campus Roadway Renovation	0	0	65916	65916
		Asbestos Encapsulation	0	354983	0	354983
		Center for Higher Ed Technology	0	751600	1348400	2100000
		ADA Restrooms	0	50000	0	50000
		Reroof Fieldhouse	0	30000	0	30000
		Reroof Covered Walkways	0	180000	0	180000
		Renovate Board Room	0	0	27224	27224
		Replace Sidewalks	0	30000	0	30000
		Roofing-NW Class Building	0	300000	0	300000
		Exterior Security Lighting	0	65000	0	65000
		ADA Modifications/Locks/Walks	0	150000	0	150000
						\$ 5768181
536	Lewis & Clark	Hatheway Hall	0	283000	850000	\$ 1133000
		New Parking Lots	0	267000	0	267000
		Stage Remodeling	0	199800	0	199800
		Renovation for Reception Area	0	150000	0	150000
		Modify Electrical Main Complex	0	0	72831	72831
		Install Fire Alarm	0	0	10000	10000
		Modify Ventilation System	0	0	32515	32515
		Handicapped Accessibility	0	222100	1300000	1522100
		Two Bldgs.-Arts/Cer-Maintenance	0	350000	0	350000
		Relocate Chapel	0	2194500	0	2194500
		Remodel Trimpe Building	0	800000	2400000	3200000
		Classroom/Multi-Purpose Building	0	812000	2436000	3248000
		Additional Site Lighting	0	0	33275	33275
		Roadway Repairs	0	0	6528	6528

Illinois Community College Board
Table V-13
BUDGETED REVENUE FOR COMMUNITY COLLEGE CONSTRUCTION
SINCE JANUARY 1990*

<u>Dist. No.</u>	<u>District/College</u>	<u>Project</u>	<u>Federal</u>	<u>Local</u>	<u>State</u>	<u>Total</u>
		Main Complex Renovation	0	1000000	0	1000000
		Main Complex Renovation - Phase II	0	1000000	3000000	4000000
		Repairs Hathaway/Haskell Halls	0	0	85420	85420
		Renovation Main Complex-Phase II	0	931800	0	931800
		ADA Work/Energy Conservation	0	0	142520	142520
						\$ 18579289
526	Lincoln Land	Parking Lot Overlay-Phase III		2906	63889	\$ 66795
		Roof Replacement	0	1125000	0	1125000
		Bleacher Repairs	0	74719	0	74719
		Child Care Center	0	696000	0	696000
		Seal, Caulk, Paint Windows	0	0	76060	76060
		West Regional Education Center	0	250000	0	250000
		South Regional Education Center	0	1518109	0	1518109
						\$ 3806683
530	Logan	Construct Softball Field	0	18880	0	\$ 18880
		Mining Technology Bldg. Addition	0	163646	0	163646
		Asbestos Removal	0	2556	0	2556
		Exterior Wall Repairs-Phase IV	0	0	49529	49529
		Exterior Repairs	0	0	50587	50587
		New Parking Lot	0	487000	0	487000
		Exterior Repairs	0	0	50088	50088
		Construct Dugouts	0	23563	0	23563
		Energy Conservation Measures	0	225000	0	225000
		Electrical Code Compliance	0	40000	0	40000
		Replace Roof-Phase I	0	683000	0	683000
		Accessibility Improvements	0	107000	0	107000
		Classroom Addition	0	2178833	6297300	8476133
		HVAC Code Compliance	0	145000	0	145000
		New Office Building	0	418100	0	418100
		Microbiology Lab	0	105880	0	105880
		Roof Replacement	0	0	159600	159600
		ADA/Environmental Improvements	0	121640	0	121640
		Office/Classroom Addition	0	475700	0	475700
						\$ 11802902
528	McHenry	Site Acquisition	0	615848	0	\$ 615848
		Resurface Parking Lot	0	9387	35613	45000
		Carpet Replacement	0	6485	36015	42500
		New Classroom Building	0	11660000	0	11660000
		HVAC Repairs & Replacement	0	1208400	0	1208400
		Fire Science Training Facility	0	253800	0	253800
		Roof Replacement	0	696056	0	696056
		Library/Classroom Addition	0	152000	1324000	1476000
		Replace Fascia & Boiler	0	0	173850	173850
						\$16171454
524	Moraine Valley	Correct Drainage-Phase II	0	834000	0	\$ 834000
		Fueling System Work	0	50000	0	50000
		Handicapped Ramp & Elevator	0	347700	0	347700
		High Technology Center	0	6983700	6983700	13967400

Illinois Community College Board
Table V-13
BUDGETED REVENUE FOR COMMUNITY COLLEGE CONSTRUCTION
SINCE JANUARY 1990*

<u>Dist. No.</u>	<u>District/College</u>	<u>Project</u>	<u>Federal</u>	<u>Local</u>	<u>State</u>	<u>Total</u>
		Storm Water Drainage Work	0	1121000	0	1121000
		Replace Roofs	0	695000	0	695000
		Remodel Faculty/Staff Offices	0	0	127112	127112
		Roof Replacement-Bldgs A&B/Central Plnt	0	555000	0	555000
		HVAC System Renovation	0	4249200	0	4249200
		Fire Alarm Replacement	0	391700	0	391700
		Remodel Buildings A, B, I	0	0	2227500	2227500
		Fine Applied Arts/Phase II	0	16174100	0	16174100
		Walk Replacement	0	0	321000	321000
		Expansion Joint Repair/Building L	0	134000	0	134000
		Reglazing Work	0	535000	0	535000
		ADA Elevator	0	38500	0	38500
		Energy Conservation Window	0	833000	0	833000
		ADA Restrooms	0	301000	0	301000
		CCT Roof Replacement	0	958000	0	958000
		Computer Center Ventilation	0	150000	0	150000
						\$44010212
527	Morton	Fire Alarm System	0	152660	0	\$ 152660
		Asbestos Abatement 1989	0	1379700	0	1379700
		Parking Lot Renovation	0	0	48267	48267
		Renovation/Repair PE Bldg.	0	24290	50570	74860
		HVAC System Replacement	0	1905384	0	1905384
		Gym Floor Restoration	0	6644	27456	34100
		Exterior Sign Restoration	0	0	68000	68000
		Seating Restoration	0	0	35600	35600
		Land Acquisition	0	600000	0	600000
		Main Entrance/Drive Rehab.	0	0	59516	59516
						\$ 4358087
535	Oakton	Joint Facility NWMC & OCC	0	878000	0	\$ 878000
		Site Acquisition/Niles East	0	5000000	0	5000000
		Maintenance Building Addition	0	47750	0	47750
		Parking Lot/Roadway Repair	0	44062	208438	252500
		Asbestos Removal/Demolition	0	750000	0	750000
		Underground Storage Removal	0	200000	0	200000
		Drainage Repairs	0	35000	0	35000
		Des Plaines Campus Expansion	0	0	200000	200000
		Telephone Caller ID System	0	49900	0	49900
		Health Services Upgrade	0	79775	0	79775
		Pavement Renovations	0	44000	171500	215500
		Fire Protection System	0	29924	0	29924
						\$ 7738349
505	Parkland	West Entrance Road	0	250000	0	\$ 250000
		Drainage Improvements	0	0	99047	99047
		Hazardous Lighting Replacement	0	555000	0	555000
		Lighting Improvements	0	0	99047	99047
		Repair Masonry Walls/Guard Rails	0	0	97941	97941
		Classroom Addition-Child Care	0	405000	0	405000
		Educational Video Center	0	300000	0	300000
		Roof Replacement	0	400000	0	400000

Illinois Community College Board
Table V-13
BUDGETED REVENUE FOR COMMUNITY COLLEGE CONSTRUCTION
SINCE JANUARY 1990*

<u>Dist. No.</u>	<u>District/College</u>	<u>Project</u>	<u>Federal</u>	<u>Local</u>	<u>State</u>	<u>Total</u>
		Accessible Walks/Entry Rehab	0	111000	0	111000
		Lighting Code Corrections	0	200000	0	200000
		Safety Lighting Upgrade	0	555000	0	555000
		Natural Gas Line Replacement	0	240000	0	240000
		Lighting Code Corrections	0	300000	0	300000
		Parking/Paving Renovations	0	0	166070	166070
		Condenser Replacement-Phase II	0	965000	0	965000
		Renovate Vet Tech Facility	0	0	97941	97941
		HVAC Condenser Replacement	0	725000	0	725000
		Child Care Center	0	0	1496300	1496300
		Interior Lighting-Phase V	0	100000	0	100000
		Drainage/Hazardous Entry II	0	200000	0	200000
		HVAC Replacement Phase III	0	905000	0	905000
						\$ 8267346
515	Prairie State	Sidewalk Replacement	0	102842	0	\$ 102842
		Renovate Building K	0	381872	0	381872
		Emergency Gas Line Repair	0	31000	0	31000
		Building Masonry Restoration	0	82350	67464	149814
		Handicapped Elevator	0	108000	0	108000
		Theater Alterations	0	92043	0	92043
		Drainage Corrections	0	151200	0	151200
		Masonry Repairs-Phase II	0	95000	0	95000
		Accessible Restrooms	0	81600	0	81600
		Exterior Security Lighting	0	222335	0	222335
		Renovate Fitness Center	0	208000	0	208000
		HVAC Rehab Building	0	231300	0	231300
		Construct Parking Lot	0	945000	0	945000
		Replace Roofs	0	882000	0	882000
		Improve Entrance Accessibility	0	409200	0	409200
		HVAC/Electrical Rehab	0	138000	0	138000
		Accessible Parking Area	0	27000	0	27000
		Emergency Electrical Generator	0	425100	0	425100
		Atrium Safety Alterations	0	98400	0	98400
		LRC Code Corrections	0	112700	0	112700
		Mechanical Systems Replacement	0	4121110	0	4121110
						\$ 9013516
521	Rend Lake	Addition/Vo Tech Bldg.	0	950000	0	\$ 950000
		Vocational Roof Repair	0	77000	0	77000
		Addition/Vo Tech Bldg. I	0	250000	0	250000
		Addition/Vo Tech Bldg. II	0	150000	0	150000
		Code Corrections-IT Building	0	207870	0	207870
		Remodel Mining Building	0	50000	0	50000
		Drainage Alteration & Repair	0	349912	0	349912
		Replace Interior Finish	0	0	50935	50935
		Roof Repair-Science Building	0	20633	51521	72154
		Roof Repairs	0	127462	0	127462
		Structural Repairs	0	95165	0	95165
		Plumbing System Repairs	0	438745	0	438745
		Fire Safety Alterations	0	87613	0	87613
		Ventilation Alterations	0	163429	0	163429

Illinois Community College Board
Table V-13
BUDGETED REVENUE FOR COMMUNITY COLLEGE CONSTRUCTION
SINCE JANUARY 1990*

<u>Dist.</u> <u>No.</u>	<u>District/College</u>	<u>Project</u>	<u>Federal</u>	<u>Local</u>	<u>State</u>	<u>Total</u>
		Accessibility Alterations	0	91138	0	91138
		Underground Storage Tank A	0	26445	0	26445
		Paint Booth Ventilation	0	36862	0	36862
		Code Compliance-Theater	0	125241	0	125241
		ADA Elevator Repairs	0	38720	0	38720
		Cooling Tower Replacement	0	133403	0	133403
		Renovate Lecture Rooms	0	0	94810	94810
		Roof Replacement	0	125000	375000	500000
		Bleacher Repairs	0	104135	0	104135
						\$ 4220499
537	Richland	Maintenance/Storage Building	0	215139	645417	\$ 860556
		HVAC Modification	0	0	4405	4405
		Renovate Mechanical Room	0	0	15500	15500
		Renovate Southeast Center	0	0	11000	11000
		Construct Greenhouse	0	100000	0	100000
		Parking Lot Completion	0	107000	0	107000
		Modify Facilities	0	0	30367	30367
		Exterior Canopies Air Infiltration	0	0	171100	171100
						\$ 1299928
511	Rock Valley	Handicapped Accessibility	0	73039	0	\$ 73039
		Fire Alarm System	0	38902	0	38902
		Handicapped Accessibility	0	119879	0	119879
		Renovate Bookstore	0	96800	0	96800
		Remodel Bldgs A,B,C,F,G	0	89650	0	89650
		Asbestos Abatement	0	85665	0	85665
		Repair Office	0	42650	0	42650
		Accessibility	0	105728	0	105728
		Repair/Replace Walks	0	112100	0	112100
		Walkway Lighting	0	3795	0	33795
		Replace Roof	0	165200	0	165200
		Replace Hangar Door	0	35400	0	35400
		Parking Lot Lighting	0	214946	0	214946
		Remove Underground Tank	0	106200	0	106200
		Remodel Buildings B & F	0	249220	0	249220
		Renovate Entrance Roadway	0	0	100197	100197
		Structural Repair-Wood Bridge	0	81420	0	81420
		Accessibility	0	94400	0	94400
		Install Emergency Warning System	0	25020	0	25020
		Indoor Air Quality Renovations	0	64900	0	64900
		Install Accessible Hardware	0	169920	0	169920
		Remove Deteriorated Asbestos	0	92790	0	92790
		Fire Alarm Renovation	0	29500	0	29500
		Remodeling Technology Center	0	133500	0	133500
		Lighting Efficiency Renovation	0	213010	0	213010
		Accessible Restroom Modifications	0	31506	0	31506
		Roof Replacement	0	237350	0	237350
		Asbestos Removal	0	51254	0	51254
		Handicapped Accessibility	0	364620	0	364620
		Theater Storage Facility	0	57947	0	57947
		Moisture Protection	0	83780	0	83780

Illinois Community College Board
Table V-13
BUDGETED REVENUE FOR COMMUNITY COLLEGE CONSTRUCTION
SINCE JANUARY 1990*

<u>Dist. No.</u>	<u>District/College</u>	<u>Project</u>	<u>Federal</u>	<u>Local</u>	<u>State</u>	<u>Total</u>
		Underground Tank Replacement	0	76000	0	76000
		Exterior Roofing/Sealants	0	467200	0	467200
		Fire Alarm Installation	0	53100	0	53100
		Hazardous Lighting System	0	44840	0	44840
		ADA Walkway Compliance	0	177800	0	177800
						\$ 4219228
518	Sandburg	Replace Hazardous Walks	0	37580	0	\$ 37580
		Replace Roofs and Flashing	0	154600	0	154600
		Water Circulation/Heating System	0	56360	0	56360
		Energy Conservation/HVAC Repairs	0	388491	0	388491
		Roadway/Parking	0	0	112712	112712
		Gym Floor Replacement	0	0	27600	27600
		ADA Compliance Modifications	0	163595	0	163595
		HVAC Repairs	0	217618	0	217618
		Security Lighting Rehab	0	67804	0	67804
		Cooling Tower Repairs	0	140000	0	140000
		Energy Conservation Measures	0	166540	0	166540
		Elevator Accessibility Modification	0	108974	0	108974
		Bleacher Replacement/Repairs	0	152686	0	152686
		ADA Accessibility Improvements	0	181720	0	181720
		Branch Campus-Carthage, IL	0	1208600	0	1208600
		Parking Lot Renovations	0	0	35150	35150
		Energy Conservation	0	274825	0	274825
		Security Lighting	0	101494	0	101494
		Parking Lot Paving	0	243061	0	243061
		Energy Conservation Improvements	0	108170	0	108170
		Underground Storage Tank	0	68677	0	68677
						\$ 4016257
506	Sauk Valley	Parking Lot Repairs	0	19639	83572	\$ 103211
		Reroof College-Phase II	0	342000	0	342000
		Reroof College-Phase III	0	332000	0	332000
		Construct Restroom Facility	0	54898	0	54898
		Roof Repairs	0	133300	0	133300
		Boiler Repairs	0	72700	0	72700
		Wastewater Treatment	0	156000	0	156000
		Asbestos Study/Management Plan	0	28000	0	28000
		Exterior Lighting Safety Rep.	0	417064	0	417064
		Asbestos Abatement	0	56000	0	56000
		Energy Conservation Measures	0	980460	0	980460
		Kitchen Ventilation Modification	0	79685	0	79685
		Fire Safety Valves	0	41030	0	41030
		Lighting Repairs	0	37012	0	37012
		Parking Area/Roadway Sealing	0	0	201454	201454
		Fitness Center	0	67000	0	67000
		Boiler Repairs	0	36600	0	36600
						\$ 3138414
531	Shawnee	New Guard & Hand Rails	0	47825	0	\$ 47825
		Resurface Parking Lot	0	0	42691	42691
		Resurface Parking Lot-Phase II	0	0	17543	17543

Illinois Community College Board
Table V-13
BUDGETED REVENUE FOR COMMUNITY COLLEGE CONSTRUCTION
SINCE JANUARY 1990*

<u>Dist. No.</u>	<u>District/College</u>	<u>Project</u>	<u>Federal</u>	<u>Local</u>	<u>State</u>	<u>Total</u>
		Roadway Resurfacing	0	5330	16300	21630
		Campus Drive Improvements	0	0	23789	23789
						\$ 153478
510	South Suburban	Waterproof/Caulking	0	116142	0	\$ 116142
		General Handicapped Access	0	238096	0	238096
		Boiler Replacement	0	274800	0	274800
		Exterior Security Lighting	0	199000	0	199000
		Variable Air Volume System	0	295450	0	295450
		HVAC Renovation/Fieldhouse	0	28980	0	28980
		Carpet Replacement-Phase I	0	108000	0	108000
		Emergency/Lighting Generator	0	333098	0	333098
		Carpet Replacement-Phase II	0	175000	0	175000
		Construct Maint/Storage Bldg	0	265493	0	265493
		Rehabilitate Counseling Area	0	27500	0	27500
		Rehabilitate Stair Tread	0	117020	0	117020
		Electrically Operated Doors	0	87106	0	87106
		Handicapped Elevators	0	231000	0	231000
		Security Lighting-Phase II	0	81300	0	81300
		HVAC Renovation-Phase I	0	397200	0	397200
		HVAC Renovation-Phase II	0	749200	0	749200
		Accessibility Improvements/Western	0	58400	0	58400
		Replace Exterior Doors	0	67200	0	67200
		HVAC Renovation-Phase III	0	594288	0	594288
		Roof Renovation-Phase I	0	60000	0	60000
		Renovate Field House Ceiling	0	30960	0	30960
		Repair Gym Floor	0	0	50922	50922
		HVAC Renovation-Phase IV	0	750000	0	750000
		Replace Hazardous Walks	0	46850	0	46850
		Air Conditioning Alterations	0	120000	0	120000
		Accessible Restrooms	0	186000	0	186000
		Fire Protection System Renovation	0	25200	0	25200
		Carpet Replacement	0	0	64084	64084
		Renovate Field House Walk	0	574	32324	32898
		Structural Concrete Repairs	0	47210	0	47210
		Ceiling Repair	0	0	25830	25830
		Install Accessible Restrooms	0	120000	0	120000
		Install Entry Vestibule	0	58860	0	58860
		Renovate Conference Center	0	0	786600	786600
		Repair HVAC System	0	368000	0	368000
		Acoustical Improvements	0	0	35853	35853
		Western Enrollment Center	0	0	1504000	1504000
		Carpet Replacement	0	0	30666	30666
		Paint Interior-Field House	0	0	30500	30500
		Class Acoustical Treatment	0	0	43481	43481
		Construct New Roadway	0	128048	0	128048
		Science Lab Safety Reconstruction	0	100000	0	100000
		Science Lab Code Corrections	0	100000	0	100000
		Roof Replacement	0	197100	0	197100
		Electrical Panel Replacement	0	26000	0	26000
		Water Main Replacement	0	420000	0	420000
		Security Lighting	0	60000	0	60000

Illinois Community College Board
Table V-13
BUDGETED REVENUE FOR COMMUNITY COLLEGE CONSTRUCTION
SINCE JANUARY 1990*

<u>Dist. No.</u>	<u>District/College</u>	<u>Project</u>	<u>Federal</u>	<u>Local</u>	<u>State</u>	<u>Total</u>
		Storm Water Drainage Replacement	0	348000	0	348000
		Chem Lab Safety Alterations	0	200000	0	200000
		Replace Rooftop Units	0	159600	0	159600
						\$ 10600935
533	Southeastern	Construct Parking Lot	0	110000	0	\$ 110000
		Bldgs & Grounds Rehabilitation	0	1212	37688	38900
		Construction Deficiencies-Ventilating	0	0	750000	750000
		Replace Roof-Technical Building	0	67889	107111	175000
						\$ 1073900
534	Spoon River	Fire System Corrections	\$ 0	\$ 26000	\$ 0	\$ 26000
		Replace Roofs/Canton Campus	0	0	703600	703600
		Macomb Renovation-Phase III	0	324000	0	324000
		Roof Replacement-Centers	0	234146	0	234146
		Macomb Renovation	0	181000	0	181000
		Install Fire Protection System	0	120322	0	120322
		Vo Tech Lighting	0	0	41455	41455
		Remodel Macomb Center	0	0	507500	507500
		Replace Exhaust System	0	0	79192	79192
		Miscellaneous Safety Projects	0	82539	0	82539
		ADA Repairs	0	29500	0	29500
		Paint Booth Renovation	0	0	56500	56500
		Drainage and Paving Repairs	0	43981	99019	143000
						\$ 2528754
601	State Community	Carpet Replacement	0	0	29905	\$ 29905
		Roofing/Skills Center	0	250000	0	250000
		Parking/Site Improvements	0	250000	0	250000
		Remodel Library	0	91400	0	91400
		Remodel Child Care Center	0	0	85000	85000
						\$ 706305
504	Triton	Parking Lot & Roadways	0	222338	0	\$ 222338
		Drainage & Pedestrian Safety	0	464965	0	464965
		Palmer Street Building	0	208333	1250000	1458333
		Roof Replacement	0	114325	0	114325
		Campus Drainage	0	495708	0	495708
		Accessibility/Bldgs. J & P	0	55000	0	55000
		Security Measures	0	91000	0	91000
		Repairs/Health Building	0	43197	0	43197
		Bookstore Addition	0	680000	0	680000
		Construction Defects	0	0	6800000	6800000
		Underground Storage Tank Survey	0	25500	0	25500
		Code Compliance/Hispanic Center	0	120761	0	120761
		Repair Fire Alarm System	0	372511	0	372511
		HVAC-4 Buildings	0	283140	0	283140
		Water Tower Repairs	0	140100	0	140100
		Walkway Replacement	0	227800	0	227800
		Chiller Replacement	0	0	75000	75000
		HVAC System-3 Buildings	0	1446745	0	1446745
		Roof Replacement	0	367660	0	367660

Illinois Community College Board
Table V-13
BUDGETED REVENUE FOR COMMUNITY COLLEGE CONSTRUCTION
SINCE JANUARY 1990*

<u>Dist. No.</u>	<u>District/College</u>	<u>Project</u>	<u>Federal</u>	<u>Local</u>	<u>State</u>	<u>Total</u>
		Extend Security & Fire Alarm	0	60000	0	60000
		Handicapped Elevator	0	222338	0	222338
		Safety Measures	0	170000	0	170000
		Remove Underground Storage Tank	0	61607	0	61607
		Shower Room Accessibility	0	73500	0	73500
		Unit Heater Replacement	0	47500	0	47500
		Drainage Repairs	0	56300	0	56300
		Install Auto Door Operators	0	78360	0	78360
		Construction Defects	0	18389	1773206	1791595
		Utility Tunnel Repair	0	25700	0	25700
		Ventilation Corrections	0	359800	0	359800
		West Campus Cable Replacement	0	354500	0	354500
		Accessibility Improvements	0	88600	0	88600
		Campus Drainage/Phase III	0	464100	0	464100
		Exterior Painting-Three Buildings	0	0	56500	56500
		College Center Rehab/Phase III	0	0	130000	130000
		College Center Renovations	0	0	171781	171781
		Chiller Replacement	0	277000	0	277000
		Hazardous Material Storage	0	65000	0	65000
		Roof Replacement/Stadium	0	87500	0	87500
						\$ 18125764
516	Waubonsee	Energy Management System	0	90000	0	\$ 90000
		Replace Rooftop Units	0	237705	0	237705
		Asbestos Removal	0	50000	0	50000
		Rekey Existing Locks	0	25200	0	25200
		Resurface Parking Lot & Sidewalk	0	0	80516	80516
		Resurface Parking Lot	0	2385	76955	79340
		Repair Roofs	0	100000	0	100000
		Asbestos Removal/Phase II	0	300000	0	300000
		Window Replacement	0	0	21997	21997
		Window Replacement-Phase II	0	0	71386	71386
		Exterior Doors & Windows	0	58800	0	58800
		Construct Classroom Building	0	6200000	0	6200000
		Parking Lot/Roadway Repair	0	0	49000	49000
		Reroof Collins Hall	0	224000	0	224000
		Roof Inspection/Roofing	0	116000	0	116000
		Plumbing System/Sprinkler	0	225000	0	225000
		Energy Usage Study-Chiller	0	25000	0	25000
		Construction/Lease Facilities	0	10400000	0	10400000
		Exterior Waterproofing-Dickson	0	50000	0	50000
		Reroof Dickson Center	0	230000	0	230000
		Exterior Lighting Upgrade	0	0	161440	161440
		Repair Water Treatment Facility II	0	275000	0	275000
		New Campus Entrance-Phase II	0	450000	0	450000
		Exterior Lighting-Phase II	0	80720	0	80720
		Repair Water Treatment	0	100000	0	100000
		Campus Entry Roadway	0	150000	0	150000
						\$ 19851104
539	Wood	Electrical Emergency Lighting	0	43600	0	\$ 43600
		Site Preparation	0	59424	0	59424

Illinois Community College Board
Table V-13
BUDGETED REVENUE FOR COMMUNITY COLLEGE CONSTRUCTION
SINCE JANUARY 1990*

<u>Dist. No.</u>	<u>District/College</u>	<u>Project</u>	<u>Federal</u>	<u>Local</u>	<u>State</u>	<u>Total</u>
		Site Acquisition	0	118000	0	118000
		Bituminous Paving/Drainage	0	0	26300	26300
		Accessibility Compliance	0	26200	0	26200
		Electric Code Compliance	0	38600	0	38600
		HVAC/Electrical Repair	0	73380	0	73380
		Accessibility Compliance	0	26620	0	26620
		Accessibility Improvements	0	25000	0	25000
		Code Compliance	0	75000	0	75000
		Emergency Response System	0	69415	0	69415
		Site Acquisition	0	1275000	0	1275000
						\$ 1856539
	TOTALS		\$77762	\$439608988	\$116976430	\$556663180

*This table contains only those projects completed since January 1, 1990. Projects completed prior to January 1, 1990, are listed in prior year's Data and Characteristics Book, Table V-12.
SOURCE OF DATA: ICCB Records

Illinois Community College Board
 Table V-14
 BUDGETED REVENUE FOR PERMANENT COMMUNITY COLLEGE FACILITIES
 UNDER CONSTRUCTION OR PLANNED AS OF MAY 1997

Dist. No.	District/College	Project	Local Funding	State Funding	Total Projected Budget
522	Belleville	Classroom Expansion-Planning	\$582,300	\$1,746,900	\$2,329,200
507	Danville	Site Utilities/New Building		3,500,000	3,500,000
502	DuPage	Auto Lab Expansion Building	740,000		740,000
512	Harper	Student Resource Ctr - 3rd Fl.		2,180,400	2,180,400
514	Illinois Central	Instructional Bldg.	6,451,000	350,000	6,801,000
525	Joliet	Renovate&Expand Stu. Center	4,277,350		4,277,350
532	Lake County	Student Activities Center	338,000		338,000
		Performing Arts Center	9,725,000		9,725,000
536	Lewis & Clark	Multi-Use Instruc. Bldg.		11,730,400	11,730,400
		Allied Health Lab-Science Bld	5,611,000	6,000,000	11,611,000
530	Logan	Gilman Hall & Music Bldg.	1,685,700	881,300	2,567,000
528	McHenry	Classroom Planning	136,500	409,400	545,900
524	Moraine Valley	Technology Bldg. Phase V	7,150,000	500,000	7,150,000
527	Morton	Classroom Facility/Planning		272,000	272,000
		Bldg. B - Classroom Addition			
535	Oakton	East Side Site Development	2,463,000		2,463,000
		Baseball Facility	600,000		600,000
		Construct R. Harstein Campus	18,006,000		18,006,000
515	Prairie State	Library/ISS/ALL Renovations	2,750,540		2,750,540
		LRC Addition/Remodeling	1,466,600	6,397,400	7,864,000
521	Rend Lake	Adult Train/Outreach Ctr-Plan	114,000		114,000
		Aquatics/Rehab Center	600,000	1,800,000	2,400,000
533	Southeastern	Computer Class Remodeling	33,600		33,600
504	Triton	Humanities/Admin Bldg.	1,583,000	7,257,500	8,840,500
		Construction Defects-LRC		3,800,000	3,800,000
516	Waubensee	LRC Addition	400,000	1,200,000	1,600,000
		Southeastern Extension Ctr.	3,990,000		3,990,000
539	Wood	Site Acquisition	800,000		800,000
		Science & Tech. Building	354,500	1,795,500	2,150,000
			\$69,858,090	\$49,820,800	\$119,678,890



Illinois Community College Board
Table V-15
CAPITAL PROJECTS UNDER CONSTRUCTION
FUNDING AUTHORIZED BY PROTECTION, HEALTH, & SAFETY LEGISLATION

<u>District</u>	<u>ICCB Project #</u>	<u>Project Name</u>	<u>Approved Budget</u>	
Belleville	522 T	654-0794	Fire Protection Renovation	\$85,400
	T	655-0794	Mechanical Renovations	100,800
	T	656-0794	Electrical Renovations	286,440
	T	715-0695	Energy Conservation Belleville	61,150
	T	716-0695	Electrical Code Compliance	34,150
	T	717-0695	Mechanical Renovations Granite City	145,600
	T	718-0695	Plumbing Renovations Belleville	134,400
	T	793-0496	Plumbing Renovations Granite City	100,800
	T	794-0496	ADA Accessibility Granite City	67,200
	T	795-0496	Fire Protection Renovations	56,000
	T	796-0496	Electrical Renovations Belleville	224,000
	T	797-0496	Mechanical Renovations Belleville	369,600
	T	798-0496	Energy Conservation Belleville	89,600
	Black Hawk	503 T	652-0794	ADA Alterations
T		738-0795	Drainage Repairs	25,000
T		739-0795	Underground Storage Tank Replacement	29,500
T		800-0596	ADA Door Openers	98,700
T		873-1296	Life Safety Upgrades	203,600
T		875-1296	Efficient Lighting Upgrade	314,400
T		876-1296	ADA Accessibility Projects	134,800
Danville	507 B	398-0591	Mary Miller Code Corrections	222,600
	B	399-0591	Orn. Horticulture Code Corrections	200,600
	B	400-0591	Physical Plant Code Corrections	480,300
	B	401-0591	Conf. Center Code Corrections	273,700
Harper	512 T	753-0995	Refrigerant Conversion	242,681
	T	802-0896	Restroom Modifications-Building A	459,044
	T	803-0896	Electrical Switch Installation	210,000
	T	804-0896	Asbestos Abatement Work	72,338
	T	805-0896	Gas Main Replacement	96,672
	T	806-0896	Chair Lift Replacement-Building M	85,893
	T	807-0896	Masonry Repairs-Building M	136,037
	T	808-0896	Automatic Door Openers	80,605
	T	809-0896	Emergency Telephone	33,000
	B	822-0996	HVAC Repairs	1,062,099
	B	823-0996	Electrical Distribution Upgrades	276,394
	B	824-0996	Lighting Upgrade - NE Center	130,434
	B	825-0996	Electric/Safety Hazard Repairs	31,073
	T	914-0397	ADA Restroom Renovations - NE Center	133,623
T	915-0397	Asbestos Abatement - NE Center	53,213	
Highland	519 T	712-0495	ADA Compliance	283,770
	T	846-1096	Hydraulic Lift Replacement	89,758
	T	847-1096	Lighting/Warning System Upgrade	161,656
	T	848-1096	Waterproofing Project	108,803
Illinois Central	514 T	619-1293	EMS Upgrade	410,000
	T	679-0994	Drainage Control	1,300,000
	T	681-0994	ADA Signage Upgrade	121,800
	T	682-1194	Exterior Lighting Upgrade	120,000
	T	684-1194	Metal Panel Curtain Wall	90,000
	T	775-1295	Floor/Bleacher Repairs	265,700

Illinois Community College Board
Table V-15
CAPITAL PROJECTS UNDER CONSTRUCTION
FUNDING AUTHORIZED BY PROTECTION, HEALTH, & SAFETY LEGISLATION

<u>District</u>	<u>ICCB Project #</u>	<u>Project Name</u>	<u>Approved Budget</u>
Illinois Central [Continued]	T 776-1295	ADA Accessibility	\$66,900
	T 777-1295	Roof Replacement/Library	215,000
	T 778-1295	Roof Replacement/Academic Building	255,000
	T 887-1296	Carpet Replacement	170,000
	T 888-1296	Voltage Cable Replacement	151,400
	T 889-1296	Masonry Wall Repair	62,000
	T 890-1296	Fire Alarm & Security Upgrades	616,600
Illinois Eastern	529 B 483-0692	HVAC Replacement-3 campuses	332,750
	B 485-0692	Modify Exhaust Hoods	122,000
	B 770-1195	Sanitary Sewer	45,496
Illinois Valley	513 T 518-1092	Southwest Slope Stabilization	100,000
	T 659-0794	Asbestos/Maintenance Bldg.	32,040
	T 661-0794	Asbestos Removal-Bookstore	200,400
	T 781-1295	Cooling System Retrofit	923,500
	T 858-1296	Water Pipe Replacement	220,000
	T 891-1296	ADA Phase II	220,200
	T 892-1296	Sidewalk Replacements	286,318
Joliet	525 T 675-1094	Exterior Moisture Repairs	521,000
	T 704-0195	Emergency Warning System Upgrade	27,000
	T 854-1196	Parking Lot Lighting Upgrade	95,900
	T 855-1196	Roof Replacement Bldgs A, B, C	285,000
Kaskaskia	501 T 703-1294	Renovation Harry Crisp Ctr.	620,000
	T 879-1296	ADA Elevator Improvements	44,000
	T 880-1296	ADA Restroom Alterations	61,430
	T 881-1296	Pedestrian Bridge Repairs	28,000
	T 882-1296	HVAC Alterations Library	85,000
	T 883-1296	Hazardous Stair Treads/Rails	34,505
	T 884-1296	Moisture Protection ST Building	81,893
	T 885-1296	Sidewalk and Ramp Replacement	48,788
Kishwaukee	523 T 751-0895	Physical Ed Facility Code Compliance	148,879
	T 826-0996	Cooling Tower Repairs	170,130
	T 827-0996	Hazardous Drive Repair	180,616
Lake County	532 T 725-0695	ADA Renovations	273,500
	T 727-0695	Energy Efficient Lighting	25,500
	T 900-1296	Horticulture Center Roof/Asbestos	64,740
	T 901-1296	Multi-purpose/Ventilation	321,000
	T 902-1296	Perimeter Interior Walls	83,460
	T 903-1296	Chiller Conversion	103,200
	T 904-1296	Hazardous Waste Drainage Sytsem	41,400
	T 905-1296	ADA Toilet Room Accessibility	238,080
Lake Land	517 T 783-1295	Campus ADA Signage	84,000
	T 785-1295	ADA/Restroom Modifications	359,000
Lewis & Clark	536 B 591-1093	Main Complex Renov. Phase II	1,000,000
Lincoln Land	526 B 782-1295	ADA-Elevator Upgrade	31,100
	T 857-1196	ADA Fire Alarm Upgrades	76,956
Logan	530 T 821-0996	Chiller Replacements	340,870
Moraine Valley	524 T 232-1188	Emergency Power Work	220,000
	T 646-0794	Install Security Camera System	357,000
	T 647-0794	ADA Women's Locker Room	119,000

Illinois Community College Board
Table V-15
CAPITAL PROJECTS UNDER CONSTRUCTION
FUNDING AUTHORIZED BY PROTECTION, HEALTH, & SAFETY LEGISLATION

<u>District</u>		<u>ICCB Project #</u>	<u>Project Name</u>	<u>Approved Budget</u>
Moraine [Cont.]	T	852-1196	Absorption Chiller Replacement	\$650,000
Morton	527 T	497-0892	Roofing/Waterproofing Repairs	1,155,824
Oakton	535 T	567-0393	ADA Compliance	306,050
	T	637-0694	Fire Alarm System Upgrade	211,600
	T	835-0996	Stairwell Security Cameras	39,227
Parkland	505 T	911-0397	Lighting Retrofit-Phase I	100,000
	T	916-0397	Condenser Replacement Phase I	1,100,000
Prairie State	515 BT	576-0693	Mechanical Systems Replacement	4,948,237
Rend Lake	521 B	561-0193	Fire Alarm Repairs	65,450
	B	625-0394	Plumbing System Renovations	450,000
	T	686-1194	Boiler Room Controls	37,755
	B	740-0795	Sewer Connection	96,690
	T	771-1195	Hazaroud Sidewalk Replacement	59,312
	T	772-1495	Roof Replacements	79,129
	T	773-1195	ADA Renovations	90,660
	T	774-1195	LRC Elevator Renovation	31,765
	T	837-0996	Lighting Upgrade/Energy Conservation	39,323
	B	839-0996	Chilled Water Loop System	487,600
	B	840-0996	North Chiller Replacement	227,500
	B	841-0996	Emergency Generator Replacement	164,800
	T	842-0996	Sidewalk and Masonry Improvements	86,600
	T	843-0996	Water System Upgrade - Student Center	34,450
	T	844-0996	Interior Lighting UPgrade	70,500
	T	845-0996	Student Center Roof Replacement	52,100
	B	846-0996	Drainage Improvements	426,000
	T	917-0497	Natural Gas Line Replacement	76,910
Rock Valley	511 B	639-0694	Roof Modifications	64,900
	T	640-0694	ADA Modifications	64,900
	T	641-0694	Emergency Phone System	56,640
	T	643-0694	Hazardous Bleacher Repair	531,000
	T	741-0795	Safety Lighting - Lots 7 and 8	135,700
	T	742-0795	Roof Replacement - 4 buildings	328,040
	T	743-0795	Stone Bridge Repairs	53,100
	T	744-0795	Bleacher Repairs	224,200
	T	746-0795	Moisture Protectoin/Windows	389,400
	T	747-0795	ADA Renovations-Restrooms	118,000
	T	748-0795	Fire Alarm Update	265,500
	T	748-0795	Asbestos Abatement	194,920
	T	749-0795	Roof Replacement	466,100
	T	750-0795	Moisture Protection/Doors	138,060
	T	810-0996	Upgrade EMS/Chilled Water	295,000
	T	811-0996	Lighting Fixture Retrofits	182,900
	T	812-0996	Renovate Electrical Distribution System	148,680
	T	813-0996	Repair Structural Leaks	53,100
	T	814-0996	Campus Intercom/PA System	531,000
	T	815-0996	Interior Guardrail Renovations	41,840
	T	816-0996	Repair ERC Entrance Stairs	47,200
	T	817-0996	Exterior Door Replacements	84,960
	T	818-0996	Perimeter Security Fencing	112,100

Illinois Community College Board
Table V-15
CAPITAL PROJECTS UNDER CONSTRUCTION
FUNDING AUTHORIZED BY PROTECTION, HEALTH, & SAFETY LEGISLATION

<u>District</u>	<u>ICCB Project #</u>	<u>Project Name</u>	<u>Approved Budget</u>
Rock Valley [Continued]	T 819-0996	Retrofit Windows	\$810,660
	T 820-0996	ADA Transition Plan Compliance	179,360
	T 837-0996	Resurface Parking Lot	53,100
Sandburg	T 828-0996	Building B Roof Replacements	170,449
	T 829-0996	Building D Roof Replacements	70,316
	T 830-0996	Building C Roof Replacements	198,380
	T 831-0996	Building F Roof Replacements	225,349
	T 832-0996	Building E Roof Replacements	253,977
	B 833-0996	ADA Compliance Work	567,705
Sauk Valley	T 456-1191	Accessibility Improvements	226,926
	B 488-0692	Underground Storage Tank Removal	72,874
	T 708-0395	ADA Hardware Replacement	98,300
	T 788-0396	Replace Fire Alarm System	375,417
	T 789-0396	Replace Fire Exit Signage	31,185
	T 913-0297	Mall Area Lighting Upgrade	375,202
South Suburban	510 T 353-1190	Install Accessible Hardware	138,000
	T 628-0394	Security System Upgrade	87,393
	T 666-0994	Classroom Lighting Sensors	83,850
	T 667-0994	Repair Fan Room Walls	60,000
	T 669-0994	Drainage Improvements-Phase II	112,571
	T 759-1195	Roofing Projects/College Center	192,000
	T 760-1195	Security System Enhancements	48,000
	T 849-1096	Classroom Lighting Improvement	504,000
	T 850-1096	Art Lab/Studio Upgrades	252,000
	T 851-1096	Upgrade/Extend HVAC	445,500
	Spoon River	534 B 568-0393	Underground Storage Tank Removal
T 780-1295		Moisture Protection/Windows/Stairs	225,000
T 886-1296		Stair Replacement/Enclosure	233,400
Triton	504 T 535-1292	Hazardous Walk Replacement	69,700
	T 612-1293	Security Site Lighting	243,800
	T 615-1293	Boiler #1 Refurbishing	58,500
	T 616-1293	Asphalt Sidewalk Replacement	49,000
	T 671-0994	Replace Technical Building Chiller	370,000
	T 706-0195	Technology Building Roof Replacement	215,000
	T 763-1295	Electrical Renovations-J, T, B, H	330,870
	T 764-1295	Drainage Improvements Lots A & B	128,950
	T 765-1295	Plumbing Replacement, Bldgs. T, C, & J	330,600
	T 766-1295	Roof Replacement Collins Center	604,800
	T 767-1295	Roof Replacement Cernan Center	107,520
	T 859-1296	Elevator ADA Compliance	175,000
	T 860-1296	Handrail Replacement-LRC	48,600
	T 861-1296	Security Lighting Replacement	43,800
	T 862-1296	Tuckpointing	102,900
T 863-1296	Emergency Lighting Replacement	100,000	
T 898-1296	Burton Theatre Renovations	130,800	
T 899-1296	Stadium Repairs	46,200	
Waubonsee	516 T 589-0893	Domestic Water System Improvements	110,000
	T 677-1094	Sprinkler/Plumbing Improvement	300,000
	T 877-1296	Hazardous Entrance-Phase III	100,000

Illinois Community College Board
Table V-15
CAPITAL PROJECTS UNDER CONSTRUCTION
FUNDING AUTHORIZED BY PROTECTION, HEALTH, & SAFETY LEGISLATION

<u>District</u>		<u>ICCB Project #</u>	<u>Project Name</u>	<u>Approved Budget</u>
Waubonsee [Cont.]		T 878-1296	Chiller Conversion - Phase I	\$350,000
Wood	539	T 533-1292	ADA-Accessibility Improvement	30,585
		T 608-1193	Mechanical Repair Work	69,150
		T 609-1193	ADA Alterations	30,850
		T 692-1194	ADA Signage and Access	25,000
		T 693-1194	Erosion Control & Drainage	45,420
		T 694-1194	Fire Prevention Measures	29,580
		T 757-1095	HVAC Upgrades/Air Distribution	75,000
		T 758-1095	ADA Accessibility Compliance	25,000
		B 865-1296	Lighting Retrofits	103,200
		B 866-1296	Electrical Improvemtns	56,400
		B 867-1296	Security/Safety Upgrades	42,000
		B 868-1296	Emergency Generation System	108,000
		B 869-1296	HVAC Replacement	240,000
		B 870-1296	HVAC Upgrade	120,000
		B 871-1296	ADA/Code Plumbing Upgrades	40,200
		B 872-1296	Structural Improvements	148,200
				\$47,289,045

Illinois Community College Board
Table V-16
REPAIR AND RENOVATION PROJECTS APPROVED FOR FISCAL YEAR 1994

<u>Dist. No.</u>	<u>District</u>	<u>Grant Allocation</u>	<u>Project</u>	<u>Estimated Budget</u>
522	Belleville	\$ 92,560		\$
503	Black Hawk	86,920		
508	Chicago	784,720		
507	Danville	82,010	Tech Center/Parking Lots	70,000
502	DuPage	224,080	Roadway Repairs	224,080
509	Elgin	76,010	Repair of Parking Lots	241,675
512	Harper	142,560	Parking Lot 1 Expansion	142,560
519	Highland	64,800		
514	Illinois Central	123,430	Parking Lot Restoration	123,400
529	Illinois Eastern	98,550		
513	Illinois Valley	60,200		
525	Joliet	94,750	Parking Lot Restoration	210,000
520	Kankakee	51,120	West Campus Renovation	210,000
501	Kaskaskia	44,400		
523	Kishwaukee	45,710	Parking Lot Resurfacing	179,835
532	Lake County	107,820	Parking Lot Restoration	127,900
517	Lake Land	46,570	Campus Roadway Renovation	65,916
536	Lewis & Clark	85,420	ADA/Energy Conservation	142,520
526	Lincoln Land	60,650	HVAC Coil Repairs	30,000
			HVAC Repairs-Logan Hall	65,000
			Menard Hall Modernization	154,883
530	Logan	61,660		
528	McHenry	51,100		
524	Moraine Valley	120,420		
527	Morton	45,310	Main Entrance/Drive Rehab.	59,516
535	Oakton	68,500	Pavement Renovations	215,500
505	Parkland	92,970		
515	Prairie State	60,440		
521	Rend Lake	47,140		
537	Richland	39,410		
511	Rock Valley	91,000		
518	Sandburg	35,150	Parking Lot Renovations	35,150
506	Sauk Valley	78,450		
531	Shawnee	21,280	Campus Drive Improvements	23,789
510	South Suburban	102,820	Acoustical Treatment-Phase II	78,100
			Additional Acoustical Treatment	102,820
533	Southeastern	33,730		
601	State Comm. College	37,590		
534	Spoon River	24,730	Pavement Renovation	72,000
504	Triton	161,690		
516	Waubonsee	80,720	Exterior Lighting Upgrade	161,440
539	Wood	18,810		
		<u>\$3,645,200</u>		<u>\$2,736,084</u>

NOTE: Projects may include prior year's capital renewal grant allocations

SOURCE OF DATA: ICCB Records

Illinois Community College Board
Table V-17
REPAIR AND RENOVATION PROJECTS APPROVED FOR FISCAL YEAR 1995

<u>Dist. No.</u>	<u>District</u>	<u>Grant Allocation</u>	<u>Project</u>	<u>Estimated Budget</u>
522	Belleville	\$ 92,560		\$
503	Black Hawk	86,920		
508	Chicago	784,720	Replacement Pool Filtration-Wright	150,000
			Repair Masonry Walls-Wright	1,450,000
507	Danville	82,010	Roof/Tech Center	82,010
502	DuPage	224,080	Lighting/Ceiling Renovations	424,922
			Roof Replacements	816,000
509	Elgin	76,010	Roof Repairs/Paving	127,818
512	Harper	142,560	Parking Lot Restoration	142,000
519	Highland	64,800	Resurface Parking Lot A West	129,600
514	Illinois Central	123,430	Sidewalk Replacement	123,430
529	Illinois Eastern	98,550	Parking Lot Repairs	171,400
513	Illinois Valley	60,200	Exhaust Fans/Art Room	19,420
			Sidewalk Replacement Ph II	60,200
525	Joliet	94,750		
520	Kankakee	51,120		
501	Kaskaskia	44,400	Boiler Repairs	88,800
523	Kishwaukee	45,710		
532	Lake County	107,820		
517	Lake Land	46,570	Renovate Board Room	27,224
536	Lewis & Clark	85,420	Repairs/Hatheway Hall	85,420
526	Lincoln Land	60,650	Classroom Enhancements-Menard	159,010
			Resurface Parking Lots	90,866
530	Logan	61,660	Roof Replacement	159,600
528	McHenry	51,100	Replace Fascia and Boiler	173,850
524	Moraine Valley	120,420	Skylight Replacement	113,100
527	Morton	45,310	Hot Water/HVAC Renovation	45,000
535	Oakton	68,500		
505	Parkland	92,970	Renovate Vet Tech Facility	97,941
515	Prairie State	60,440	Admissions/Records Renovations	306,600
521	Rend Lake	47,140	Automated Systems Lab Renovation	94,280
537	Richland	39,410	Exterior Canopies Air Infiltration	171,100
511	Rock Valley	91,000	Renovation/Expansion Parking Lot	380,171
518	Sandburg	35,150	Road/Dock Resurfacing	35,150
506	Sauk Valley	78,450		
531	Shawnee	21,280	Campus Parking/Drive Improvements	23,789
510	South Suburban	102,820	Acoustical Treatments	102,820
533	Southeastern	33,730		
601	State Comm. College	37,590	Music Lab Renovations	45,900
			General College Repairs	24,401
534	Spoon River	24,730		
504	Triton	161,690	Roadway Resurfacing	161,690
516	Waubonsee	80,720	Exterior Lighting	80,720
539	Wood	18,810	Parking Lot Repair	78,908
		<u>\$3,645,200</u>		<u>\$6,243,140</u>

NOTE: Projects may include prior year's capital renewal grant allocations

SOURCE OF DATA: ICCB Records



U.S. DEPARTMENT OF EDUCATION
Office of Educational Research and Improvement (OERI)
Educational Resources Information Center (ERIC)



REPRODUCTION RELEASE

(Specific Document)

JC 970 356

I. DOCUMENT IDENTIFICATION:

Title: Data and Characteristics of the Illinois Public Community College System	
Author(s): Illinois Community College Board	
Corporate Source:	Publication Date: May 1997

II. REPRODUCTION RELEASE:

In order to disseminate as widely as possible timely and significant materials of interest to the educational community, documents announced in the monthly abstract journal of the ERIC system, *Resources in Education* (RIE), are usually made available to users in microfiche, reproduced paper copy, and electronic/optical media, and sold through the ERIC Document Reproduction Service (EDRS) or other ERIC vendors. Credit is given to the source of each document, and, if reproduction release is granted, one of the following notices is affixed to the document.

If permission is granted to reproduce the identified document, please CHECK ONE of the following options and sign the release below.



Sample sticker to be affixed to document

Sample sticker to be affixed to document



Check here

Permitting microfiche (4"x 6" film), paper copy, electronic, and optical media reproduction

"PERMISSION TO REPRODUCE THIS MATERIAL HAS BEEN GRANTED BY

_____ *Sample* _____

TO THE EDUCATIONAL RESOURCES INFORMATION CENTER (ERIC)."

Level 1

"PERMISSION TO REPRODUCE THIS MATERIAL IN OTHER THAN PAPER COPY HAS BEEN GRANTED BY

_____ *Sample* _____

TO THE EDUCATIONAL RESOURCES INFORMATION CENTER (ERIC)."

Level 2

or here

Permitting reproduction in other than paper copy.

Sign Here, Please

Documents will be processed as indicated provided reproduction quality permits. If permission to reproduce is granted, but neither box is checked, documents will be processed at Level 1.

"I hereby grant to the Educational Resources Information Center (ERIC) nonexclusive permission to reproduce this document as indicated above. Reproduction from the ERIC microfiche or electronic/optical media by persons other than ERIC employees and its system contractors requires permission from the copyright holder. Exception is made for non-profit reproduction by libraries and other service agencies to satisfy information needs of educators in response to discrete inquiries."	
Signature: <i>Virginia McMillan</i>	Position: Deputy Director for Policy and Planning
Printed Name: Virginia McMillan	Organization: Illinois Community College Board
Address: 509 South Sixth St., Suite 400 Springfield, IL 62701-1874	Telephone Number: (217) 785-0011
	Date: 1997 June 11,