

DOCUMENT RESUME

ED 407 947

IR 056 383

TITLE Nebraska Public Library Profile. 1994-1995 Statistical Data.
 INSTITUTION Nebraska Library Commission, Lincoln.
 PUB DATE Nov 96
 NOTE 113p.; A copy of the statistical file is available on diskette by contacting the Public Library Development Coordinator.
 AVAILABLE FROM Nebraska Library Commission, The Atrium, 1200 N Street, Suite 120, Lincoln, Nebraska 68508-2023.
 PUB TYPE Numerical/Quantitative Data (110) -- Reports - Descriptive (141)
 EDRS PRICE MF01/PC05 Plus Postage.
 DESCRIPTORS Internet; Library Acquisition; Library Automation; Library Circulation; Library Collection Development; *Library Expenditures; Library Funding; Library Materials; Library Personnel; Library Services; *Library Statistics; *Public Libraries; Public Support; *State Surveys; Tables (Data); *Users (Information)
 IDENTIFIERS Library Operations; *Nebraska

ABSTRACT

This summary of Nebraska Library statistics for the 1994-1995 fiscal year is a compilation of data reported by 234 of the 256 public libraries in the state. The major urban libraries of Omaha and Lincoln serve 47% of the state population, while 75% of libraries in the state serve populations under 2,500. Even with limited resources, Nebraska libraries continue to meet the needs of their public. There has been a marked increase in automation in libraries. Internet access increased over 407% from 14 libraries having access in 1993-94 to 71 libraries having access in 1994-95. Statistics in this report include: general library information: income; operating expenditures and library materials; circulation and output measures; and summary of library statistics by population served. Graphs show: (1) accredited libraries by population served; (2) accredited libraries by system; (3) population served; (4) number of reporting libraries; (5) average per capita by population; (6) total local tax funds; (7) total income; (8) library staff; (9) operating and capital expenditures; (10) materials added to the collection; (11) total operating expenditures by system; (12) total operating expenditures by population served; (13) interlibrary loans; (14) circulation; (15) Internet access; and (16) library materials owned. Indices are provided of libraries by city/village and libraries by population served. (Author/SWC)

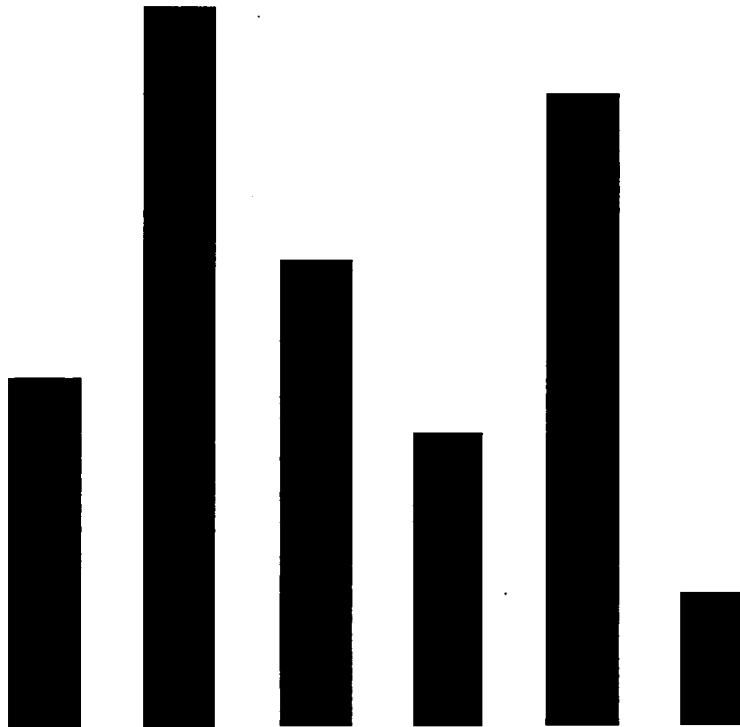
 * Reproductions supplied by EDRS are the best that can be made *
 * from the original document. *

ED 407 947

- This document has been reproduced as received from the person or organization originating it.
- Minor changes have been made to improve reproduction quality.
- Points of view or opinions stated in this document do not necessarily represent official OERI position or policy.

NEBRASKA PUBLIC LIBRARY PROFILE

1994-1995 STATISTICAL DATA



Nebraska Library Commission

November, 1996

"PERMISSION TO REPRODUCE THIS MATERIAL HAS BEEN GRANTED BY

J.E. Lutjeharms

BEST COPY AVAILABLE

TO THE EDUCATIONAL RESOURCES INFORMATION CENTER (ERIC)."

11006383

TABLE OF CONTENTS

Introduction.....	1
Library Information.....	4
Eastern - 4; Meridian - 6; Northeast - 8; Panhandle - 12; Republican Valley - 14; Southeast - 18; Urban - 22	
Income.....	26
Eastern - 26; Meridian - 28; Northeast - 30; Panhandle - 34; Republican Valley - 36; Southeast - 40; Urban - 44	
Operating Expenditures/Library Materials.....	48
Eastern - 48; Meridian - 50; Northeast - 52; Panhandle - 56; Republican Valley - 58; Southeast - 62; Urban - 66	
Circulation/Output Measures.....	70
Eastern - 70; Meridian - 72; Northeast - 74; Panhandle - 78; Republican Valley - 80; Southeast - 84; Urban - 88	
SUMMARY.....	92
Index of Libraries by City/Village.....	100
Index of Libraries by Population Served.....	105

Graphs

Accredited libraries by Population Served.....	2
Accredited libraries by System.....	2
Population Served by System.....	3
Number of Reporting Libraries by System.....	3
Average Per Capita by Population.....	24
Total Local Tax Funds by Population Served.....	24
Total Income by System.....	25
Library Staff by Population Served.....	25
Operating and Capital Expenditures.....	46
Materials Added to the Collection.....	46
Total Operating Expenditures by System.....	47
Total Operating Expenditures by Population Served.....	47
Interlibrary Loans.....	68
Circulation.....	69
Internet Access.....	90
Library Materials Owned.....	91

STATE OF NEBRASKA 1994-1995 PUBLIC LIBRARY PROFILE

INTRODUCTION

This summary of Nebraska Library statistics for the 1994-1995 fiscal year is a compilation of data reported by 234 of the 256 public libraries in the State. 166 of the reporting libraries have been approved for accreditation and are eligible for state aid and Federal LSCA funding.

The following is a snapshot of library service in Nebraska during this fiscal reporting year provided by 234 libraries which includes the major urban libraries of Omaha and Lincoln which account for 47% of the state population:

- 1,146,397 persons served
- 6,098 hours opened to the public
- 1,149 employees or 648 FTE (full-time equivalents)
- \$26,875,350 income
 - \$314,158 state funds
 - \$186,661 federal funds
- \$18.92 local per capita
 - \$0.27 state per capita
 - \$0.16 federal per capita
- 6,146,900 items in collections; 455,052 new items added
- 10,011,376 items circulated
- 864,448 reference questions

In comparison, however, of the 234 Nebraska public libraries, 170 or 75% of libraries in the state have populations under 2500. A look at the average of these 170 facilities gives a perspective of the state of libraries in Nebraska:

- 168,710 total population served or 992.4 per library
- 18 hours opened to the public per week
- 2.04 members on staff or .5 FTE (full-time equivalents)
- \$15,735 total income
- \$14.81 local per capita
 - \$0.41 state per capita
 - \$0.06 federal per capita
- 9,362 items in the collection; 600 new items added
- 7,792 items circulated
- 863 reference questions

The remaining 25% of the libraries in Nebraska serve populations over 2,500. 26 libraries serve populations of 2,500-4,999; 22 libraries serve populations of 5,000-9,999; 14 libraries serve populations of 10,000-49,999 and 2 libraries serve populations over 50,000.

Even with limited resources, Nebraska libraries continue to meet the needs of their public. There has been an marked increase in automation in libraries. Internet access increased over 407% from 14 libraries having Internet access in 1993-94 to 71 libraries having access in 1994-95. Seven additional libraries have automated for a total of 99 in this fiscal year coverage and 60 libraries were OCLC/NEBASE members.

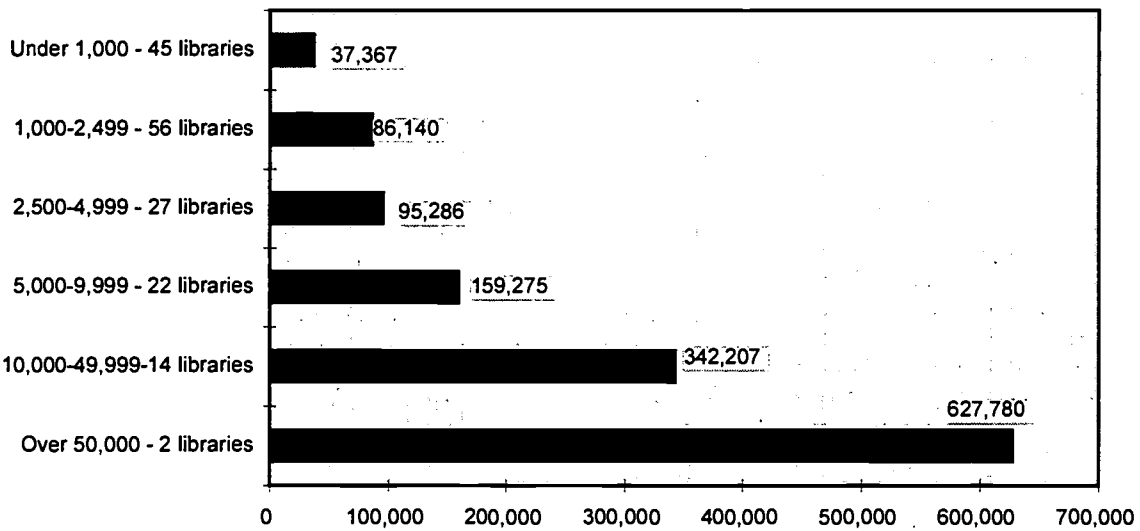
This statistical profile of libraries in the State of Nebraska complies with the Federal and State Cooperative System for Public Library Data (FSCS). These statistics are reported on a national level by all fifty states.

A copy of this statistical file is available on diskette for use in Microsoft Excel for Windows Version 7.0. Copies may be requested by contacting the Commission representative listed below.

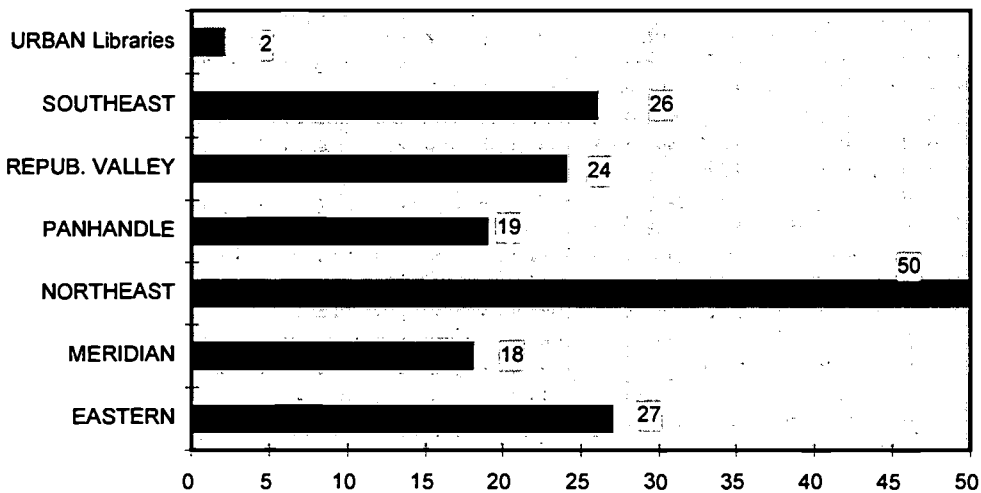
Karen Ingish
Public Library Development Coordinator
Nebraska Library Commission
1200 N Street, Suite 120
Lincoln, NE 68508-2023

Phone: 402-471-3849 or 1-800-307-2665
E-mail : kingish@neon.nlc.state.ne.us

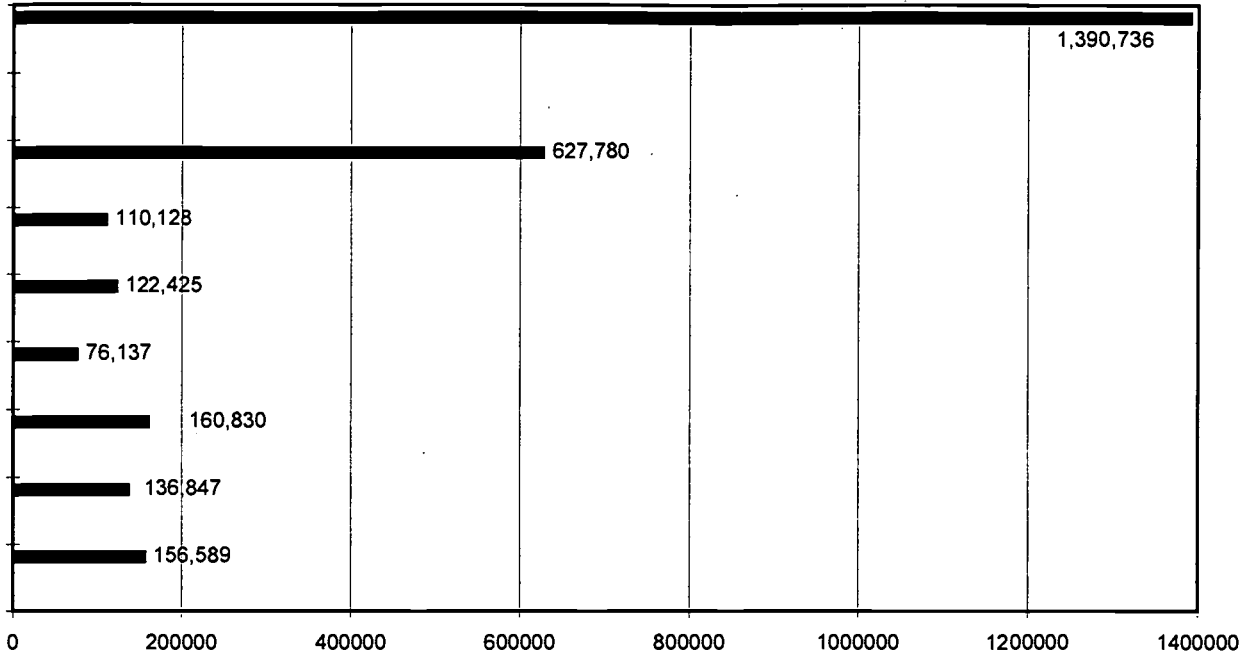
ACCREDITED LIBRARIES BY POPULATION SERVED



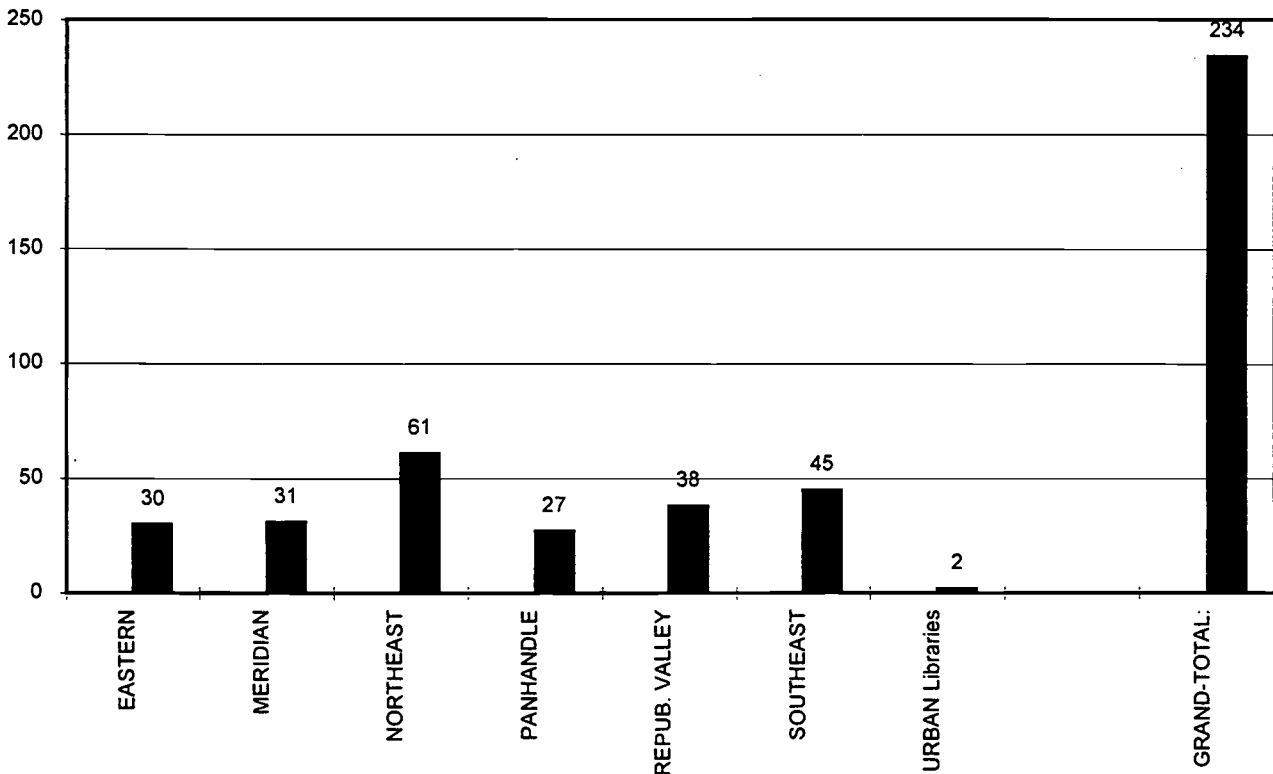
ACCREDITED LIBRARIES BY SYSTEM



POPULATION SERVED BY SYSTEM



NUMBER OF REPORTING LIBRARIES BY SYSTEM



PUBLIC LIBRARY PROFILE / FISCAL 1994-1995 STATISTICAL DATA

NEBRASKA PUBLIC LIBRARIES

LIBRARY NAME	County	Yr Acc Expires/ Total	Local City Pop.	Population Served	Hours per week	Building Area (sq.ft.)	Friends Group	Library Founda- tion
--------------	--------	--------------------------	-----------------	-------------------	----------------	------------------------	---------------	-------------------------

EASTERN LIBRARY SYSTEM

Arlington PL	Washington	1999	1,178	2,434	21	1,635		
Ashland PL	Saunders	1998	2,136	4,727	19	2,640		yes
HR Jordan Memorial (Bancroft)	Cuming	1998	494	882	19	1,755	yes	
Karlen Memorial (Beemer)	Cuming	1997	672	1,199	18	1,600	yes	yes
Bellevue PL	Sarpy	1997	41,274	41,274	68	20,973		yes
Bennington PL	Douglas	1997	866	1,053	23	1,536	yes	
Blair PL	Washington	1998	6,860	6,860	50	4,340	yes	
Ceresco Community	Saunders	1998	825	825	15	939	yes	
John Rogers Memori (Dodge)	Dodge	1998	693	693	23	1,800		
Elkhorn PL	Douglas	1997	3,870	4,645	38	1,485	yes	yes
Keene Memorial (Fremont)	Dodge	1999	23,680	23,680	63	22,500		yes
Gretna PL	Sarpy	1997	2,249	2,249	34	4,000		yes
Hooper PL	Dodge	1999	850	850	20	1,500		
LaVista PL	Sarpy	1997	10,800	10,800	64	3,000	yes	
Lyons PL	Burt	n/a	1,144	2,105	26	1,607	yes	yes
Mead PL	Saunders	1998	513	1,135	15	2,030		
North Bend PL	Dodge	1997	1,249	1,249	31	1,923		yes
Oakland PL	Burt	1999	1,279	1,279	24	3,000		
Papillion PL	Sarpy	1997	13,759	13,759	58	5,000	yes	yes
Ralston PL	Douglas	1998	6,452	7,744	58	5,000		yes
Scribner PL	Dodge	1997	950	950	28	2,232		
Springfield PL	Sarpy	1999	1,426	1,426	33	3,060		
Carnegie PL (Tekamah)	Burt	1997	1,852	3,409	33	2,866		yes
Valley PL	Douglas	1998	1,795	2,155	31	2,220	yes	
Valparaiso PL	Saunders	n/a	481	1,065	8	1,000	yes	
Wahoo PL	Saunders	1999	3,681	8,147	33	4,290		
Waterloo PL	Douglas	1998	479	574	15	1,260		
John A Stahl (West Point)	Cuming	1997	3,250	5,800	56	6,950		yes
Wisner PL	Cuming	1998	1,253	2,236	22	3,036		
Yutan PL	Saunders	n/a	626	1,385	12	1,024		

SYSTEM TOTALS		27 accr	136,636	156,589	956	116,201	11	12
----------------------	--	----------------	----------------	----------------	------------	----------------	-----------	-----------

PUBLIC LIBRARY PROFILE / FISCAL 1994-1995 STATISTICAL DATA

-- STAFFING & AUTOMATION--

LIBRARY NAME	County	Total Library Staff	Full-Time Equivalent Staff (FTE)	Total # Computers	Auto. Circ System	CD-ROM	Public Access Catalog	Member OCLC/NEON	Use NE Online?	Have Internet Access?
--------------	--------	---------------------	----------------------------------	-------------------	-------------------	--------	-----------------------	------------------	----------------	-----------------------

EASTERN LIBRARY SYSTEM

Arlington PL	Washington	2	0.40	1			x			
Ashland PL	Saunders	5	1.49	2	x					
HR Jordan Memorial (Bancroft)	Cuming	2	0.50	2	x	x		x		
Karlen Memorial (Beemer)	Cuming	2	0.62	6	x	x			x	x
Bellevue PL	Sarpy	23	16.13	10	x	x	x	x	x	
Bennington PL	Douglas	3	0.88	2	x				x	
Blair PL	Washington	5	3.87	1	x	x				x
Ceresco Community	Saunders	1	0.50	1						
John Rogers Memori (Dodge)	Dodge	2	0.70	5	x	x	x		x	x
Elkhorn PL	Douglas	3	2.20	8	x	x	x	x		x
Keene Memorial (Fremont)	Dodge	18	13.83	29	x	x	x	x	x	x
Gretna PL	Sarpy	3	1.80	6	x		x			
Hooper PL	Dodge	2	0.55	3		x				
LaVista PL	Sarpy	7	5.48	10	x	x	x	x	x	
Lyons PL	Burt	1	0.65	3		x	x		x	
Mead PL	Saunders	1	0.38	1						
North Bend PL	Dodge	3	1.25	3	x	x				
Oakland PL	Burt	3	0.63	2	x	x				
Papillion PL	Sarpy	10	6.93	16	x	x	x	x	x	x
Ralston PL	Douglas	8	4.75	4	x	x	x	x		
Scribner PL	Dodge	3	1.10	6	x	x	x	x	x	x
Springfield PL	Sarpy	2	1.30	1						
Carnegie PL (Tekamah)	Burt	5	1.72	3	x	x			x	x
Valley PL	Douglas	3	0.78	2	x					
Valparaiso PL	Saunders	1	0.20	0						
Wahoo PL	Saunders	5	2.37	4	x	x	x	x	x	x
Waterloo PL	Douglas	2	0.25	3						
John A Stahl (West Point)	Cuming	4	3.42	3	x	x	x	x	x	x
Wisner PL	Cuming	2	0.63	2	x					
Yutan PL	Saunders	1	0.30	0						

SYSTEM TOTALS		132	75.57	139	21	18	13	10	12	10
----------------------	--	------------	--------------	------------	-----------	-----------	-----------	-----------	-----------	-----------

PUBLIC LIBRARY PROFILE / FISCAL 1994-1995 STATISTICAL DATA

NEBRASKA PUBLIC LIBRARIES

LIBRARY NAME	County	Yr Acc Expires/ Total	Local City Pop.	Population Served	Hours per week	Building Area (sq.ft.)	Friends Group	Library Foundation
--------------	--------	--------------------------	-----------------	-------------------	----------------	------------------------	---------------	--------------------

MERIDIAN LIBRARY SYSTEM

Ainsworth PL	Brown	1997	1,870	3,657	40	3,660		yes
Ansley Twnshp	Custer		555	1,002	6	5,625		
Arcadia Twnshp	Valley	n/a	385	530	12	5,552		
Finch Memorial (Arnold)	Custer	n/a	679	921	27	1,623	yes	yes
Rock County PL (Basset)	Rock	1997	739	2,019	31	3,349		yes
Broken Bow PL	Custer	1997	3,778	3,778	53	8,704		yes
Garfield County (Burwell)	Garfield	n/a	1,278	2,141	16	2,600		
Nigel Sprouse Me (Callaway)	Custer	1998	539	973	21	2,856		yes
Cozad PL	Dawson	1999	4,022	4,022	42	3,141		yes
Elm Creek PL	Buffalo	n/a	852	852	9	1,235		
Farnam PL	Dawson	n/a	188	188	8	1,112		
Gibbon PL	Buffalo	1997	1,525	1,525	20	3,060	yes	yes
Gothenburg PL	Dawson	1997	3,347	3,347	48	3,000		yes
Edith Abbott Mem (Grand Island)	Hall	1997	39,457	47,532	61	28,818	yes	yes
Kearney PL & Info	Buffalo	1996	24,396	32,497	66	22,000	yes	yes
Lexington PL	Dawson	1997	8,544	8,544	58	4,965	yes	
Litchfield PL	Sherman		314	593	8	714		
Loup City	Sherman	1996	1,104	3,218	25	3,584		
Sunshine Twnshp (Mason City)	Custer	n/a	160	298	6	418		
Brenizer PL (Merna)	Custer	1998	377	680	15	2,500		
Hooker County (Mullen)	Hooker		554	793	22	5,200		
North Loup Twns	Valley	n/a	539	539	10	2,400		
Ord Twnshp	Valley	1997	2,481	2,878	33	6,641		yes
Ravenna PL	Buffalo	1998	1,317	1,471	20	2,240	yes	
Sargent Twnshp	Custer	n/a	710	921	15	1,904		
Shelton PL	Buffalo	1999	954	1,256	20	3,000	yes	yes
St. Paul PL	Howard	1998	2,009	2,009	28	1,581		yes
Taylor PL	Loup	1998	186	683	10	3,039		
Valentine PL	Cherry	1997	2,826	6,307	47	8,000		
Wolbach PL	Greeley	n/a	280	280	2	350		
Maltman PL (Wood River)	Hall	n/a	1,156	1,393	15	1,365		

SYSTEM TOTALS		18 accr	107,121	136,847	793	144,236	7	13
----------------------	--	---------	---------	---------	-----	---------	---	----

PUBLIC LIBRARY PROFILE / FISCAL 1994-1995 STATISTICAL DATA

-- STAFFING & AUTOMATION--

LIBRARY NAME	County	Total Library Staff	Full-Time Equivalent Staff (FTE)	Total # Computers	Auto. Circ System	CD-ROM	Public Access Catalog	Member OCLC/NEON	Use NE Online?	Have Internet Access?
--------------	--------	---------------------	----------------------------------	-------------------	-------------------	--------	-----------------------	------------------	----------------	-----------------------

MERIDIAN LIBRARY SYSTEM

Ainsworth PL	Brown	4	2.78	4	x	x		x	x	x
Ansley Twnshp	Custer	2	0.15							
Arcadia Twnshp	Valley	1	0.30	0						
Finch Memorial (Arnold)	Custer	3	0.81	3						
Rock County PL (Basset)	Rock	4	1.23	3		x				
Broken Bow PL	Custer	8	4.35	5	x	x		x	x	x
Garfield County (Burwell)	Garfield	3	0.95	1		x				
Nigel Sprouse Mem. (Callaway)	Custer	2	0.51							
Cozad PL	Dawson	6	3.80	3	x	x		x	x	x
Elm Creek PL	Buffalo	1	0.23	2						
Farnam PL	Dawson	1								
Gibbon PL	Buffalo	5	1.41	6	x	x			x	x
Gothenburg PL	Dawson	6	4.38	6	x	x		x	x	x
Edith Abbott Memori (Grand Island)	Hall	21	17.30	28	x	x	x	x	x	x
Kearney PL & Info Ct	Buffalo	25	17.50	28	x	x	x	x	x	x
Lexington PL	Dawson	5	4.00	7	x	x		x		x
Litchfield PL	Sherman	2	0.20	0						
Loup City	Sherman	3	0.80	1						
Sunshine Twnshp (Mason City)	Custer	1	0.15	0						
Brenizer PL (Merna)	Custer	2	0.50	0						
Hooker County (Mullen)	Hooker	4	0.78	2		x				
North Loup Twnshp	Valley	1	0.25	0						
Ord Twnshp	Valley	4	2.20	8	x	x	x	x	x	x
Ravenna PL	Buffalo	5	0.68	1		x				
Sargent Twnshp	Custer	1	0.38	1		x				
Shelton PL	Buffalo	3	0.50	1	x					
St. Paul PL	Howard	3	1.26	3	x		x			
Taylor PL	Loup	2	0.25	0						
Valentine PL	Cherry	5	4.07	5	x	x		x	x	x
Wolbach PL	Greeley	2	0.05	2		x				
Maltman PL (Wood River)	Hall	2	0.50	1						

SYSTEM TOTALS		137	72.25	121	12	16	4	9	9	10
----------------------	--	-----	-------	-----	----	----	---	---	---	----

PUBLIC LIBRARY PROFILE / FISCAL 1994-1995 STATISTICAL DATA

NEBRASKA PUBLIC LIBRARIES

LIBRARY NAME	County	Yr Acc Expires/ Total	Local City Pop.	Population Served	Hours per week	Building Area (sq.ft.)	Friends Group	Library Foundation
--------------	--------	--------------------------	-----------------	-------------------	----------------	------------------------	---------------	--------------------

NORTHEAST LIBRARY SYSTEM

Albion PL	Boone	1999	1,916	3,516	30	2,849		
Springbank Twns	Dixon	n/a	331	539	6	700		
(Allen)								
Atkinson Twnshp	Holt	1998	1,380	3,060	33	3,660	yes	yes
Battle Creek PL	Madison	1998	997	997	35	1,728		yes
Bloomfield	Knox	1999	1,181	2,336	24	1,868	yes	yes
Brunswick PL	Antelope	1999	182	333	15	810		
Carrol PL	Wayne	n/a	237	237	2	640		
Cedar Rapids PL	Boone	1998	438	804	15	1,500	yes	
Central City PL	Merrick	1997	2,868	2,868	51	7,500	yes	yes
Clarksville Twnsh	Merrick	1998	379	749	20	3,744	yes	
(Clarks)								
Clarkson PL	Colfax	1996	699	1,099	22	3,000		
Columbus PL	Platte	1997	19,480	28,727	58	33,000		yes
Creighton PL	Knox	1997	1,223	2,419	31	2,500		
Eastern Twnshp	Knox	1999	406	803	20	1,980		
(Crofton)								
Dakota City PL	Dakota	1999	1,470	1,470	21	2,844	yes	
David City PL	Butler	1997	2,522	2,522	42	2,772	yes	yes
Dwight Communit	Butler	n/a	227	600	5	1,320		
Elgin PL	Antelope	1998	731	1,338	15	1,720		
Emerson PL	Dixon	1999	791	791	27	1,500	yes	
Ewing PL	Holt	n/a	449	996	9	600		
Fullerton PL	Nance	1998	1,452	1,452	28	5,200	yes	
Genoa PL	Nance	1998	1,082	1,825	20	2,200		
Hartington PL	Cedar	1997	1,652	6,352	47	3,000	yes	yes
Howells PL	Colfax	1998	615	967	17	2,700		
Humphrey PL	Platte	1997	741	741	31	3,200		
Leigh PL	Colfax	n/a	447	703	12	1,080		
Madison PL	Madison	1999	2,135	2,135	34	2,352	yes	yes
Meadow Grove P	Madison	1998	332	332	15	1,872		
Neligh PL	Antelope	1997	1,742	3,189	34	5,600		yes
Newman Grove P	Madison	1997	787	787	25	1,600		yes
Niobrara PL	Knox	1998	406	803	35	1,500		
Norfolk PL	Madison	1997	21,476	21,476	61	22,000		yes
Grattan Twnshp	Holt	1997	3,852	4,898	34	7,000	yes	
(O'Neill)								
Oakdale PL	Antelope	1998	362	663	15	1,000	yes	
Orchard PL	Antelope	1998	439	804	35	1,750		
Osceola PL	Polk	1998	879	1,155	20	1,450		yes
Osmond PL	Pierce	1997	774	1,628	16	1,500	yes	
House Memorial	Thurston	1998	1,208	1,208	28	3,380		yes
(Pender)								
Petersburg PL	Boone	n/a	388	712	17	720		
Pierce PL	Pierce	1998	1,615	3,396	20	2,160		
Pilger PL	Stanton	1997	361	1,180	15	1,775		
Plainview Carnegi	Pierce	1999	1,333	2,803	25	28,104		

PUBLIC LIBRARY PROFILE / FISCAL 1994-1995 STATISTICAL DATA

— STAFFING & AUTOMATION—

LIBRARY NAME	County	Total Library Staff	Full-Time Equivalent Staff (FTE)	Total # Computers	Auto. Circ System	CD-ROM	Public Access Catalog	Member OCLC/NEON	Use NE Online?	Have Internet Access?
--------------	--------	---------------------	----------------------------------	-------------------	-------------------	--------	-----------------------	------------------	----------------	-----------------------

NORTHEAST LIBRARY SYSTEM

Albion PL	Boone	3	0.90	4	x	x				
Springbank Twnshp	Dixon	1	0.15							
(Allen)										
Atkinson Twnshp	Holt	4	1.38	1						
Battle Creek PL	Madison	3	1.50	3	x	x				
Bloomfield	Knox	2	0.58	4		x				
Brunswick PL	Antelope	2	0.38							
Carrol PL	Wayne	1	0.05	0						
Cedar Rapids PL	Boone	2	0.40	1						
Central City PL	Merrick	6	3.54	6	x	x		x	x	
Clarksville Twnshp P	Merrick	1	0.50	2		x				
(Clarks)										
Clarkson Memorial	Colfax	2	0.40	3		x				
Columbus PL	Platte	16	12.95	6	x	x	x	x	x	
Creighton PL	Knox	3	0.83	4		x			x	x
Eastern Twnshp	Knox	1	0.50	2		x			x	
(Crofton)										
Dakota City PL	Dakota	2	0.63	2						
David City PL	Butler	5	2.55	3	x	x		x		
Dwight Community	Butler	1	0.13							
Elgin PL	Antelope	3	0.94	3		x				
Emerson PL	Dixon	1	0.68	1	x					
Ewing PL	Holt	1	0.15							
Fullerton PL	Nance	2	0.75	3		x			x	x
Genoa PL	Nance	2	0.50	0						
Hartington PL	Cedar	4	2.50	4	x	x				x
Howells PL	Colfax	2	0.41	2	x	x				x
Humphrey PL	Platte	5	0.96	3	x	x		x		
Leigh PL	Colfax	2	0.30	0						
Madison PL	Madison	3	1.50	3		x			x	x
Meadow Grove PL	Madison	1	0.23	0						
Neligh PL	Antelope	4	1.39	11	x	x	x	x	x	x
Newman Grove PL	Madison	3	1.02	3		x				
Niobrara PL	Knox	2	0.75	2		x			x	x
Norfolk PL	Madison	19	15.90	20	x	x	x	x	x	x
Grattan Twnshp	Holt	3	2.10	7	x	x		x		
(O'Neill)										
Oakdale PL	Antelope	2	0.38	0						
Orchard PL	Antelope	2	0.55	3		x			x	x
Osceola PL	Polk	2	0.68	2		x				x
Osmond PL	Pierce	1	0.45	1		x			x	x
House Memorial	Thurston	5	1.39	0						
(Pender)										
Petersburg PL	Boone	2	0.13	4		x			x	x
Pierce PL	Pierce	2	0.75	3		x				
Pilger PL	Stanton	3	0.37	1		x				
Plainview Carnegie	Pierce	3	0.63	7	x	x	x			

PUBLIC LIBRARY PROFILE / FISCAL 1994-1995 STATISTICAL DATA

NEBRASKA PUBLIC LIBRARIES

LIBRARY NAME	County	Yr Acc Expires/ Total	Local City Pop.	Population Served	Hours per week	Building Area (sq.ft.)	Friends Group	Library Founda-tion
Polk PL	Polk	1999	345	1,047	15	1,875		
Ponca PL	Dixon	1999	929	929	20	2,400	yes	yes
Randolph PL	Cedar	1999	983	3,779	20	2,400		
Rising City Comm	Butler	n/a	341	531	5	858	yes	
Schuyler PL	Colfax	1997	4,052	6,370	50	11,176		yes
Shelby PL	Polk	1998	690	1,241	15	1,457		
South Sioux City	Dakota	1997	10,285	9,677	48	6,438	yes	
Spencer Twnshp	Boyd	n/a	536	796	11	1,750		
St. Edward PL	Boone	n/a	822	1,508	15	1,540		
Stanton PL	Stanton	1997	1,549	5,064	23	2,940		yes
Stromsburg PL	Polk	1997	1,241	2,232	20	2,500		
Stuart Township	Holt	n/a	650	1,058	13	2,000		
Tilden PL	Antelope	1997	895	1,638	22	2,172		yes
Ulysses Twnshp	Butler	1998	256	440	15	1,800	yes	
Verdigre PL	Knox	1999	607	1,201	18	3,500	yes	
Graves PL	Dixon	1999	1,147	1,147	23	4,792		yes
(Wakefield)								
Lincoln Twnshp	Knox	1998	598	1,183	15	5,040		
(Wausa)								
Wayne PL	Wayne	1997	5,142	5,142	51	4,120		yes
Winside PL	Wayne	n/a	434	434	15	734		
SYSTEM TOTALS		50 accr	113,487	160,830	1,477	236,870	19	19

PUBLIC LIBRARY PROFILE / FISCAL 1994-1995 STATISTICAL DATA

-- STAFFING & AUTOMATION--

LIBRARY NAME	County	Total Library Staff	Full-Time Equivalent Staff (FTE)	Total # Computers	Auto. Circ System	CD-ROM	Public Access Catalog	Member OCLC/NEON	Use NE Online?	Have Internet Access?
Polk PL	Polk	2	0.50	0						
Ponca PL	Dixon	3	0.50	2	x	x			x	
Randolph PL	Cedar	3	1.02	2						
Rising City Commun	Butler	2	0.12	0						
Schuyler PL	Colfax	5	3.11	4	x	x		x	x	x
Shelby PL	Polk	2	0.50	2		x			x	x
South Sioux City PL	Dakota	3	2.50	5	x	x	x	x		
Spencer Twnshp	Boyd	1	0.26	1	x					
St. Edward PL	Boone	1	0.38	4		x				
Stanton PL	Stanton	3	1.17	5	x	x				
Stromsburg PL	Polk	3	1.29	1						
Stuart Township	Holt	4	0.33	0						
Tilden PL	Antelope	5	0.94	3	x	x			x	x
Ulysses Twnshp	Butler	2	0.37	1		x	x			
Verdigre PL	Knox	2	0.55	1		x			x	
Graves PL	Dixon	1	0.90	1		x				
(Wakefield)										
Lincoln Twnshp	Knox	2	0.50	3	x	x				
(Wausa)										
Wayne PL	Wayne	6	2.57	3	x	x		x	x	x
Winside PL	Wayne	1	0.38	0						
SYSTEM TOTALS		185	80.60	162	21	40	6	10	18	16

PUBLIC LIBRARY PROFILE / FISCAL 1994-1995 STATISTICAL DATA

NEBRASKA PUBLIC LIBRARIES

LIBRARY NAME	County	Yr Acc Expires/ Total	Local City Pop.	Population Served	Hours per week	Building Area (sq.ft.)	Friends Group	Library Founda-tion
--------------	--------	-----------------------	-----------------	-------------------	----------------	------------------------	---------------	---------------------

PANHANDLE LIBRARY SYSTEM

Slagle Memorial (Alliance)	Box Butte	1997	9,765	9,765	60	10,070	yes	yes
Arthur County	Arthur	n/a	128	462	10	440		
Bayard PL	Morrill	1997	1,196	1,196	26	2,741		
Bridgeport PL	Morrill	1998	1,581	1,581	23	2,610		
Broadwater PL	Morrill	n/a	160	160	6			
Chadron PL	Dawes	1997	5,588	5,588	42	4,700	yes	yes
Chappell Memoria	Deuel	1998	979	979	15	2,613		
Crawford PL	Dawes	1999	1,115	1,115	21	2,270	yes	
Gering PL	Scotts Bluff	1997	7,946	7,946	52	11,000		
Gordon City	Sheridan	1997	1,803	3,359	30	3,000	yes	
Cravath Memorial (Hay Springs)	Sheridan	n/a	693	693	20	864		
Hemingford PL	Box Butte	1998	953	953	20	1,920		
Grant County (Hyannis)	Grant	1997	210	769	24	2,198	yes	
Kimball PL	Kimball	1999	2,574	2,574	46	6,778	yes	
Lewellen PL	Garden	n/a	307	307	6	975		
Nancy Fawcett M (Lodgepole)	Cheyenne	1998	368	520	16	1,837		
Lyman PL	Scotts Bluff		452	452	15	677		
Minatare PL	Scotts Bluff	n/a	807	807	18			
Mitchell PL	Scotts Bluff	1997	1,743	1,743	36	2,376	yes	
Morrill PL	Scotts Bluff	n/a	974	974	23			
Goodall City (Ogallala)	Keith	1999	5,095	7,767	56	6,400	yes	yes
Oshkosh PL	Garden	1997	986	986	23	1,500	yes	yes
Paxton PL	Keith	n/a	536	817	9	1,064		
Potter PL	Cheyenne	n/a	388	388	10	1,125		yes
Rushville PL	Sheridan	1999	1,127	2,100	29	2,180		yes
Scottsbluff PL	Scotts Bluff	1997	13,711	13,711	61	13,800		yes
Sidney PL	Cheyenne	1998	5,959	8,425	58	7,900		yes
SYSTEM TOTALS		18 accr	67,144	76,137	753	91,038	9	8

PUBLIC LIBRARY PROFILE / FISCAL 1994-1995 STATISTICAL DATA

--- STAFFING & AUTOMATION---

LIBRARY NAME	County	Total Library Staff	Full-Time Equivalent Staff (FTE)	Total # Computers	Auto. Circ System	CD-ROM	Public Access Catalog	Member OCLC/NEON	Use NE Online?	Have Internet Access?
--------------	--------	---------------------	----------------------------------	-------------------	-------------------	--------	-----------------------	------------------	----------------	-----------------------

PANHANDLE LIBRARY SYSTEM

Slagle Memorial (Alliance)	Box Butte	11	6.50	10	x	x	x	x		x
Arthur County	Arthur	1	0.25	0						
Bayard PL	Morrill	3	1.50	5	x	x		x		x
Bridgeport PL	Morrill	3	0.81	3		x		x	x	x
Broadwater PL	Morrill	2	0.15	0						
Chadron PL	Dawes	7	5.63	8	x	x	x	x	x	x
Chappell Memorial L	Deuel	3	0.57	1	x				x	
Crawford PL	Dawes	3	1.38	6	x	x	x			x
Gering PL	Scotts Bluff	8	4.87	12	x	x	x	x	x	x
Gordon City	Sheridan	5	1.47	6	x	x		x	x	x
Cravath Memorial (Hay Springs)	Sheridan	1	0.50	1						
Hemingford PL	Box Butte	1	0.50	2					x	x
Grant County (Hyannis)	Grant	1	0.60	4	x	x	x	x	x	x
Kimball PL	Kimball	5	2.69	6	x	x		x	x	x
Lewellen PL	Garden	1	0.15	0						
Nancy Fawcett Mem (Lodgepole)	Cheyenne	1	0.40	1						
Lyman PL	Scotts Bluff	3	0.38	2						
Minatare PL	Scotts Bluff	0		0						
Mitchell PL	Scotts Bluff	3	1.00	4	x	x	x	x		x
Morrill PL	Scotts Bluff	1	0.57	1						x
Goodall City (Ogallala)	Keith	5	5.00	6	x	x		x	x	x
Oshkosh PL	Garden	2	0.80	3	x	x	x	x	x	x
Paxton PL	Keith	2	0.23	0						
Potter PL	Cheyenne	1	0.25	1						
Rushville PL	Sheridan	2	1.00	7	x				x	
Scottsbluff PL	Scotts Bluff	15	11.22	13	x	x	x	x		x
Sidney PL	Cheyenne	7	6.50	15	x	x	x	x	x	x
SYSTEM TOTALS		97	54.90	117	15	14	9	13	12	16

PUBLIC LIBRARY PROFILE / FISCAL 1994-1995 STATISTICAL DATA

NEBRASKA PUBLIC LIBRARIES

LIBRARY NAME	County	Yr Acc Expires/ Total	Local City Pop.	Population Served	Hours per week	Building Area (sq.ft.)	Friends Group	Library Foundation
--------------	--------	--------------------------	-----------------	-------------------	----------------	------------------------	---------------	--------------------

REPUBLICAN VALLEY LIBRARY SYSTEM

Hoesch Memorial (Alma)	Harlan	1999	1,226	1,226	44	4,225		
Arapahoe PL	Furnas	1998	1,001	1,001	26	4,500		
Axtell PL	Kearney	n/a	707	1,215	11	1,900		
Bartley PL	Red Willow	1998	339	339	15	1,675		
Beaver City PL	Furnas	1997	707	707	20	2,280		
Benkelman Wmns	Dundy	n/a	1,193	1,193	6	800	yes	
Blue Hill PL	Webster	1997	810	810	16	875		yes
Butler Memorial (Cambridge)	Furnas	1997	1,107	1,107	27	3,800		yes
Clay Center PL	Clay	1999	825	1,627	16	2,652	yes	
Culbertson PL	Hitchcock	n/a	795	1,320	10	1,068		
Klyte Burt Memor (Curtis)	Frontier	1997	791	1,973	24	2,016		
Elwood PL	Gosper	1998	679	1,928	16	1,997		
Fairfield PL	Clay	n/a	458	903	11	1,035	yes	
Franklin PL	Franklin	1998	1,112	1,112	32	3,000	yes	
Hastings Memoria (Grant)	Perkins	n/a	1,239	1,239	12	n/a		
Auld-Doudna PL (Guide Rock)	Webster	n/a	290	831	6	2,698		
Harvard PL	Clay	1996	976	976	20	1,935		
Hastings PL	Adams	1999	22,837	29,625	79	29,200	yes	yes
Hildreth PL	Franklin	1997	364	364	23	1,682		
PL Library Syste (Holdrege)	Phelps	1997	9,715	14,553	54	10,627	yes	yes
Imperial PL	Chase	1997	2,007	3,281	28	3,900		yes
Indianola PL	Red Willow	1998	672	862	15	2,300	yes	
McCook PL	Red Willow	1997	8,112	8,112	60	13,200	yes	yes
Jensen Memorial (Minden)	Kearney	1999	2,749	2,749	46	4,650	yes	
North Platte PL	Lincoln	1997	22,605	31,089	66	20,178	yes	
Cordelia B Presto (Orleans)	Harlan	n/a	570	570	25	1,500		
Oxford PL	Furnas	1998	949	949	20	2,000		
Palisade PL	Hitchcock	n/a	381	381	12	1,494		
Auld PL (Red Cloud)	Webster	1999	1,204	1,204	20	3,300		
Logan County (Stapleton)	Logan	n/a	299	878	12	768		
Stratton PL	Hitchcock	n/a	427	427	12	520		

PUBLIC LIBRARY PROFILE / FISCAL 1994-1995 STATISTICAL DATA

-- STAFFING & AUTOMATION--

LIBRARY NAME	County	Total Library Staff	Full-Time Equivalent Staff (FTE)	Total # Computers	Auto. Circ System	CD-ROM	Public Access Catalog	Member OCLC/NEON	Use NE Online?	Have Internet Access?
--------------	--------	---------------------	----------------------------------	-------------------	-------------------	--------	-----------------------	------------------	----------------	-----------------------

REPUBLICAN VALLEY LIBRARY SYSTEM

Hoesch Memorial (Alma)	Harlan	5	1.75	2	x	x			x	x
Arapahoe PL	Furnas	4	1.27	2	x					
Axtell PL	Kearney	1	0.28							
Bartley PL	Red Willow	2	0.38							
Beaver City PL	Furnas	2	0.67	3		x				
Benkelman Wmns Cl	Dundy	n/a	n/a	1					x	
Blue Hill PL	Webster	2	0.38	3		x				
Butler Memorial (Cambridge)	Furnas	5	1.15	5	x	x			x	x
Clay Center PL	Clay	3	0.73	3	x	x			x	x
Culbertson PL	Hitchcock	3	0.35	2		x				
Klyte Burt Memorial (Curtis)	Frontier	2	0.60	1						
Elwood PL	Gosper	2	0.80							
Fairfield PL	Clay	1	0.26							
Franklin PL	Franklin	2	1.20	1		x				
Hastings Memorial (Grant)	Perkins	1	0.40	0						
Auld-Doudna PL (Guide Rock)	Webster	1	0.15	0						
Harvard PL	Clay	4	0.68	0						
Hastings PL	Adams	22	16.25	20	x	x	x	x		x
Hildreth PL	Franklin	1	0.50	1		x			x	x
PL Library System (Holdrege)	Phelps	13	10.30	16	x	x	x	x	x	x
Imperial PL	Chase	4	2.20	7	x	x				
Indianola PL	Red Willow	1	0.38	0						
McCook PL	Red Willow	8	5.28	4		x		x	x	x
Jensen Memorial (Minden)	Kearney	8	3.08	4	x	x				
North Platte PL	Lincoln	12	11.35	8	x	x	x	x	x	x
Cordelia B Preston (Orleans)	Harlan	2	0.80	2						
Oxford PL	Furnas	2	0.50	0						
Palisade PL	Hitchcock	1	0.15	2		x				
Auld PL (Red Cloud)	Webster	3	0.68	2		x			x	x
Logan County (Stapleton)	Logan	1	0.30	0						
Stratton PL	Hitchcock	1	0.30	0						

PUBLIC LIBRARY PROFILE / FISCAL 1994-1995 STATISTICAL DATA

NEBRASKA PUBLIC LIBRARIES

LIBRARY NAME	County	Yr Acc Expires/ Total	Local City Pop.	Population Served	Hours per week	Building Area (sq.ft.)	Friends Group	Library Founda- tion
Superior Carnegi	Nuckolls	1997	2,397	2,397	36	3,120		yes
Sutherland PL	Lincoln	n/a	1,032	1,419	32	165		
Sutton Memorial	Clay	1998	1,353	1,353	28	3,456	yes	
Trenton PL	Hitchcock	n/a	656	1,089	8	896		
Wauneta PL	Chase	n/a	675	1,100	10	2,100		
Wilcox PL	Kearney	n/a	380	380	5	276		
Wilsonville PL	Furnas	1998	136	136	16	2,276		
SYSTEM TOTALS		24 accr	93,775	122,425	918	144,064	11	7

PUBLIC LIBRARY PROFILE / FISCAL 1994-1995 STATISTICAL DATA

— STAFFING & AUTOMATION—

LIBRARY NAME	County	Total Library Staff	Full-Time Equivalent Staff (FTE)	Total # Computers	Auto. Circ System	CD-ROM	Public Access Catalog	Member OCLC/NEON	Use NE Online?	Have Internet Access?
Superior Carnegie P	Nuckolls	4	1.63	4	x	x				x
Sutherland PL	Lincoln	1	0.80	3		x				
Sutton Memorial	Clay	5	1.12	2		x		x	x	
Trenton PL	Hitchcock	3	0.30							
Wauneta PL	Chase	1	0.25	1						
Wilcox PL	Kearney	4	0.15	0						
Wilsonville PL	Furnas	1	0.25	0						
SYSTEM TOTALS		138	67.57	99	10	19	3	5	10	10

PUBLIC LIBRARY PROFILE / FISCAL 1994-1995 STATISTICAL DATA

NEBRASKA PUBLIC LIBRARIES

LIBRARY NAME	County	Yr Acc Expires/ Total	Local City Pop.	Population Served	Hours per week	Building Area (sq.ft.)	Friends Group	Library Foundation
--------------	--------	--------------------------	-----------------	-------------------	----------------	------------------------	---------------	--------------------

SOUTHEAST LIBRARY SYSTEM

Adams PL	Gage	n/a	472	472	9			
Tucker Memorial	Thayer	n/a	224	224	15	1,480		
(Alexandria)								
Auburn PL	Nemaha	1997	3,443	7,980	50	6,000	yes	yes
Alice M Farr	Hamilton	1997	3,810	8,862	50	10,000	yes	yes
(Aurora)								
Beatrice PL	Gage	1997	12,354	19,505	65	23,000	yes	yes
Beaver Crsg Com	Seward	n/a	448	448	6	1,200		
Bruning PL	Thayer	n/a	332	332	2	80		
Byron PL	Thayer	n/a	140	140	6	1,040		
Carleton PL	Thayer	n/a	144	144	2	324		
Cook PL	Johnson	1998	333	333	15	400		
Crete PL	Saline	1997	4,841	4,841	52	8,440	yes	
Daykin PL	Jefferson	n/a	188	188	3	1,230		
DeWitt PL	Saline	n/a	598	598	11	1,600		
Deshler PL	Thayer	n/a	892	892	15	1,924		yes
Dorchester PL	Saline	n/a	614	614	4	300	yes	
Elmwood PL	Cass	1998	584	584	19	3,200		yes
Exeter PL	Fillmore	1999	661	661	27	1,865		
Fairbury PL	Jefferson	1997	4,335	4,335	42	4,800		yes
Fairmont PL	Fillmore	1997	708	708	15	1,700		
Lydia Bruun Woo	Richardson	1997	4,769	4,769	43	9,030	yes	
(Falls City)								
Gilbert PL	Saline	1998	1,111	1,111	23	1,678		
(Friend)								
Geneva PL	Fillmore	1999	2,310	2,886	38	15,200		
Greenwood PL	Cass	1999	531	531	18	1,670		
Gresham PL	York	n/a	253	330	6	888		
Bruun Memorial	Richardson	1998	1,003	1,003	28	2,952	yes	
(Humboldt)								
Louisville PL	Cass	1998	998	998	20	2,254		yes
McCool Junction	York	n/a	372	449	9	432		
Webermeier Mem	Seward	1998	1,886	1,886	29	1,972	yes	
(Milford)								
Milligan PL	Fillmore	n/a	328	328	4	736		
Morton-James PL	Otoe	1997	6,547	6,547	49	6,400		
(Nebraska City)								
Carnegie PL	Pawnee	1999	1,008	1,008	35	2,403		yes
(Pawnee City)								
Plattsmouth PL	Cass	1997	6,642	6,642	41	7,216	yes	yes
Seward PL	Seward	1997	5,634	5,634	64	3,300	yes	yes
Virgil Biegert PL	Fillmore	1999	360	360	18	2,960		
(Shickley)								
Shubert Lib. & Mu	Richardson	n/a	237	237	9	1,500		
Syracuse PL	Otoe	1998	1,646	2,780	20	25,000		
Table Rock PL	Pawnee		308	308	5	956		
Tecumseh PL	Johnson	1999	1,702	1,702	24	1,575		yes

PUBLIC LIBRARY PROFILE / FISCAL 1994-1995 STATISTICAL DATA

— STAFFING & AUTOMATION —

LIBRARY NAME	County	Total Library Staff	Full-Time Equivalent Staff (FTE)	Total # Computers	Auto. Circ System	CD-ROM	Public Access Catalog	Member OCLC/NEON	Use NE Online?	Have Internet Access?
--------------	--------	---------------------	----------------------------------	-------------------	-------------------	--------	-----------------------	------------------	----------------	-----------------------

SOUTHEAST LIBRARY SYSTEM

Adams PL	Gage	1	0.22							
Tucker Memorial	Thayer	1	0.38							
(Alexandria)										
Auburn PL	Nemaha	7	4.10	7	x	x		x		x
Alice M Farr	Hamilton	6	3.45	7		x		x	x	
(Aurora)										
Beatrice PL	Gage	19	8.14	19	x	x	x	x	x	
Beaver Crsg Comm.	Seward									
Bruning PL	Thayer	1	0.05	1						
Byron PL	Thayer	2	0.23	2		x				
Carleton PL	Thayer	1	0.20							
Cook PL	Johnson	1	0.33							
Crete PL	Saline	7	4.87	7	x	x	x	x	x	x
Daykin PL	Jefferson	1	0.75	0						
DeWitt PL	Saline	2	0.26							
Deshler PL	Thayer	4	0.53	0						
Dorchester PL	Saline	1	0.10							
Elmwood PL	Cass	3	0.57	1	x					
Exeter PL	Fillmore	2	0.68	2	x	x				
Fairbury PL	Jefferson	4	2.75	7	x		x	x	x	x
Fairmont PL	Fillmore	2	0.80	3	x	x				x
Lydia Bruun Woods	Richardson	6	3.65	6	x	x		x		
(Falls City)										
Gilbert PL	Saline	2	0.58							
(Friend)										
Geneva PL	Fillmore	3	2.00	4	x	x				
Greenwood PL	Cass	2	0.45	1						
Gresham PL	York									
Bruun Memorial	Richardson	2	1.16	1						
(Humboldt)										
Louisville PL	Cass	3	0.55	1	x					
McCool Junction PL	York	1	0.22	0						
Webermeier Memori	Seward	3	1.45	2					x	
(Milford)										
Milligan PL	Fillmore	1	0.20	0						
Morton-James PL	Otoe	7	5.64	13	x	x	x	x		
(Nebraska City)										
Carnegie PL	Pawnee	1	0.88	3	x	x				
(Pawnee City)										
Plattsmouth PL	Cass	9	4.92	5	x	x		x		
Seward PL	Seward	9	4.20	9	x	x	x	x	x	x
Virgil Biegert PL	Fillmore	2	0.50	1		x				
(Shickley)										
Shubert Lib. & Muse	Richardson	0								
Syracuse PL	Otoe	2	0.77	1		x				
Table Rock PL	Pawnee	1	0.28	0						
Tecumseh PL	Johnson	2	0.60	2				x	x	x

PUBLIC LIBRARY PROFILE / FISCAL 1994-1995 STATISTICAL DATA

NEBRASKA PUBLIC LIBRARIES

LIBRARY NAME	County	Yr Acc Expires/ Total	Local City Pop.	Population Served	Hours per week	Building Area (sq.ft.)	Friends Group	Library Founda- tion
Tobias PL	Saline		127	127	2	729		
Verdon PL	Richardson	n/a	242	242	5	2,800		
Weeping Water P	Cass	n/a	1,008	1,008	20	1,352		
Struckman-Baatz	Saline	n/a	264	264	18.5	2,200		
(Western)								
Dvoracek Memori	Saline	1997	1,527	1,527	47	7,200		
(Wilber)								
Wymore PL	Gage	1997	1,611	1,611	30	5,152	yes	
Kilgore Memorial	York	1998	7,884	13,979	51	15,837	yes	yes
(York)								
SYSTEM TOTALS		26 accr	85,429	110,128	1,062	191,975	13	13

PUBLIC LIBRARY PROFILE / FISCAL 1994-1995 STATISTICAL DATA

— STAFFING & AUTOMATION—

LIBRARY NAME	County	Total Library Staff	Full-Time Equivalent Staff (FTE)	Total # Computers	Auto. Circ System	CD-ROM	Public Access Catalog	Member OCLC/NEON	Use NE Online?	Have Internet Access?
Tobias PL	Saline	1	0.05	0						
Verdon PL	Richardson									
Weeping Water PL	Cass	2	0.50	0						
Struckman-Baatz Me (Western)	Saline	1	0.46	3		x				
Dvoracek Memorial (Wilber)	Saline	4	2.22	3	x	x	x			
Wymore PL	Gage	3	1.05	3	x	x				
Kilgore Memorial (York)	York	6	4.17	8	x	x	x	x	x	x
SYSTEM TOTALS		138	64.87	122	18	19	7	11	8	7

PUBLIC LIBRARY PROFILE / FISCAL 1994-1995 STATISTICAL DATA

NEBRASKA PUBLIC LIBRARIES

LIBRARY NAME	County	Yr Acc Expires/ Total	Local City Pop.	Population Served	Hours per week	Building Area (sq.ft.)	Friends Group	Library Founda- tion
--------------	--------	--------------------------	-----------------	-------------------	----------------	------------------------	---------------	-------------------------

URBAN LIBRARIES

Lincoln	Lancaster	1997	191,972	213,641	70	121,505	yes	yes
Omaha	Douglas	1997	345,033	414,139	69	218,500	yes	yes

URBAN TOTALS		2 accr	537,005	627,780	139	340,005	2	2
---------------------	--	---------------	----------------	----------------	------------	----------------	----------	----------

SYSTEM / STATE

EASTERN		27	136,636	156,589	956	116,201	11	12
MERIDIAN		18	112,921	136,847	793	144,236	7	13
NORTHEAST		50	113,487	160,830	1,477	236,870	19	19
PANHANDLE		18	67,144	76,137	753	91,038	9	8
REPUB. VALLEY		24	93,775	122,425	918	144,064	11	7
SOUTHEAST		26	85,429	110,128	1,062	191,975	13	13
URBAN Libraries		2	537,005	627,780	139	340,005	2	2

GRAND-TOTAL:		165	1,146,397	1,390,736	6,098	1,264,387	72	74
---------------------	--	------------	------------------	------------------	--------------	------------------	-----------	-----------

PUBLIC LIBRARY PROFILE / FISCAL 1994-1995 STATISTICAL DATA

--- STAFFING & AUTOMATION---

LIBRARY NAME	County	Total Library Staff	Full-Time Equivalent Staff (FTE)	Total # Computers	Auto. Circ System	CD-ROM	Public Access Catalog	Member OCLC/NEON	Use NE Online?	Have Internet Access?
--------------	--------	---------------------	----------------------------------	-------------------	-------------------	--------	-----------------------	------------------	----------------	-----------------------

URBAN LIBRARIES

Lincoln	Lancaster	137	101.44	45	x	x	x	x		x
Omaha	Douglas	185	131.70	91	x	x	x	x		x

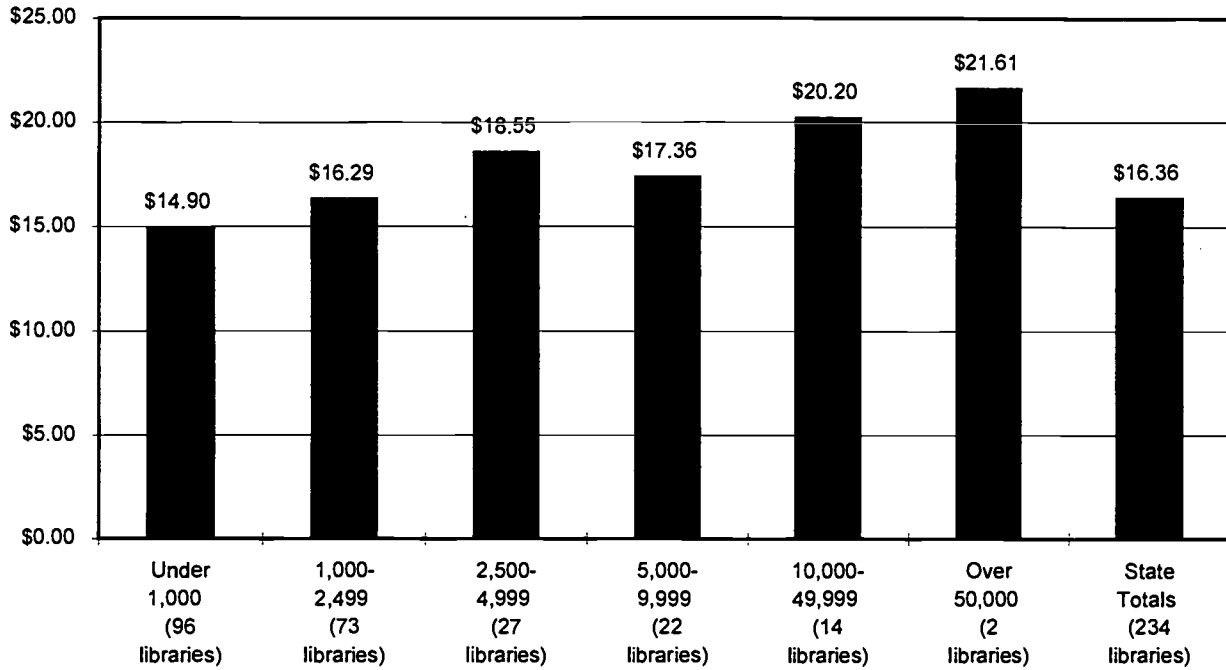
URBAN TOTALS		322	233.14	136	2	2	2	2	0	2
---------------------	--	------------	---------------	------------	----------	----------	----------	----------	----------	----------

SYSTEM / STATE

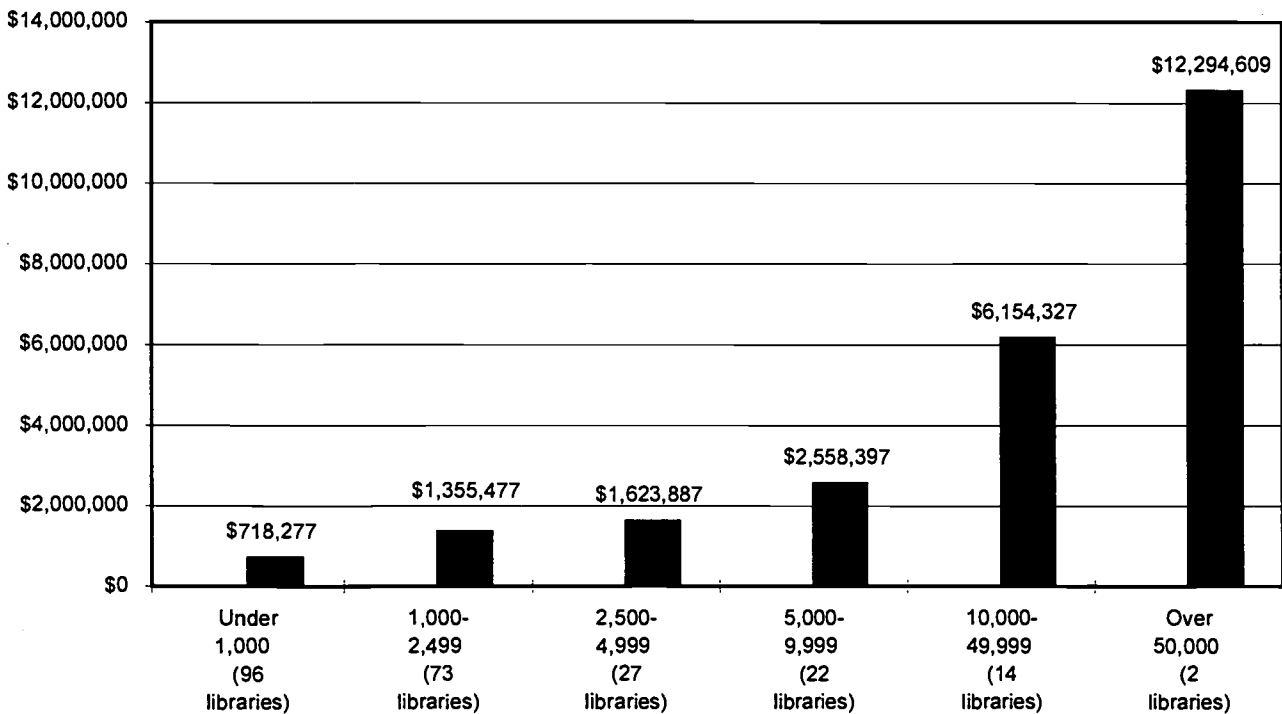
EASTERN		132	75.57	139	21	19	13	10	12	10
MERIDIAN		137	72.25	121	12	16	4	9	9	10
NORTHEAST		185	80.60	162	21	40	6	10	18	16
PANHANDLE		97	54.90	117	15	14	9	13	12	16
REPUB. VALLEY		138	67.57	99	10	19	3	5	10	10
SOUTHEAST		138	64.87	122	18	19	7	11	8	7
URBAN Libraries		322	233.14	136	2	2	2	2	0	2

GRAND-TOTAL:		1,149	648.91	896	99	129	44	60	69	71
---------------------	--	--------------	---------------	------------	-----------	------------	-----------	-----------	-----------	-----------

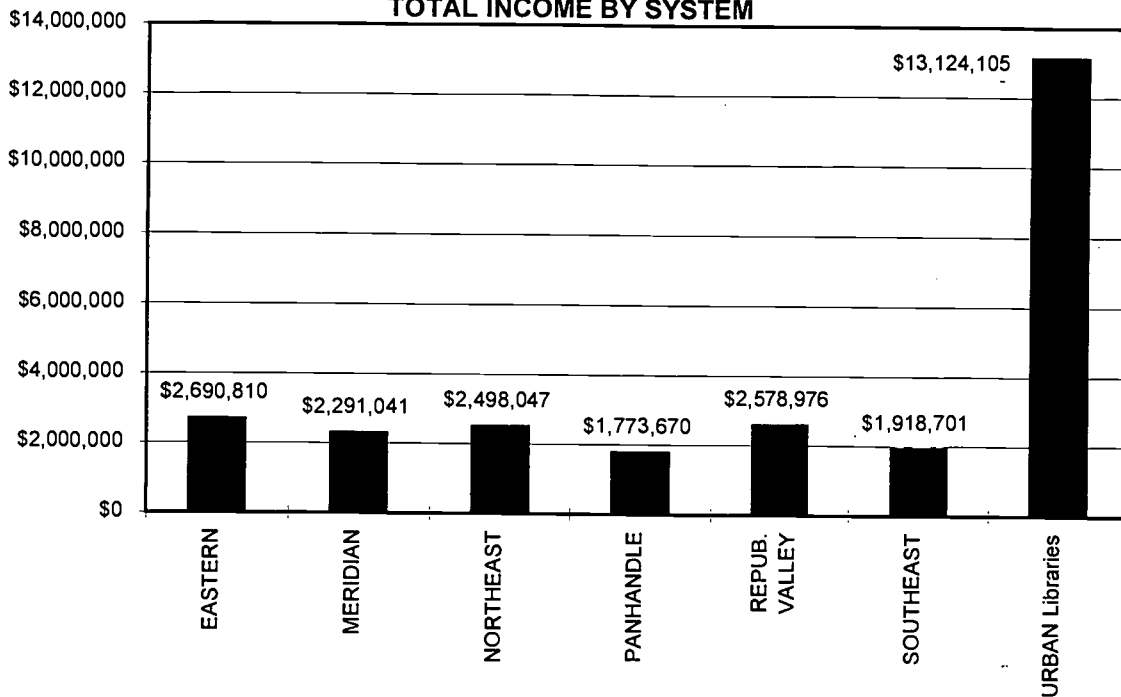
AVERAGE PER CAPITA BY POPULATION



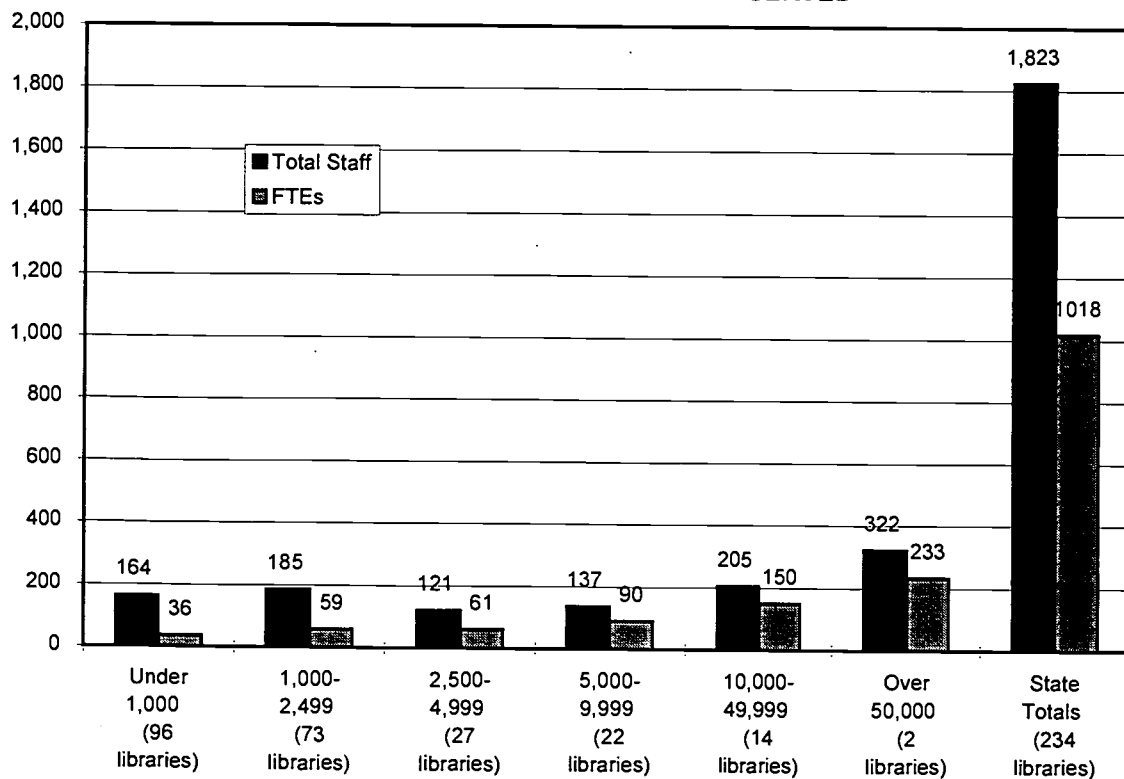
TOTAL LOCAL TAX FUNDS/by population served



TOTAL INCOME BY SYSTEM



LIBRARY STAFF BY POPULATION SERVED



PUBLIC LIBRARY PROFILE / FISCAL 1994-1995 STATISTICAL DATA

—————Library Income—————

LIBRARY NAME	County	Total Local Income	Local Per Capita	State Funds	Federal Funds	Total Income	Total Per Capita
--------------	--------	--------------------	------------------	-------------	---------------	--------------	------------------

EASTERN LIBRARY SYSTEM

Arlington PL	Washington	\$10,070	\$4.14	\$706		\$10,776	\$4.43
Ashland PL	Saunders	\$36,663	\$7.76	\$793		\$37,456	\$7.92
HR Jordan Memorial (Bancroft)	Cuming	\$14,259	\$16.17	\$644	\$1,300	\$16,203	\$18.37
Karlen Memorial (Beemer)	Cuming	\$21,563	\$17.98	\$600		\$22,163	\$18.48
Bellevue PL	Sarpy	\$619,991	\$15.02	\$19,007		\$638,998	\$15.48
Bennington PL	Douglas	\$26,880	\$25.53	\$678		\$27,558	\$26.17
Blair PL	Washington	\$150,012	\$21.87	\$1,440		\$151,452	\$22.08
Ceresco Community	Saunders	\$8,751	\$10.61	\$674		\$9,425	\$11.42
John Rogers Memori (Dodge)	Dodge	\$14,639	\$21.12	\$662		\$15,301	\$22.08
Elkhorn PL	Douglas	\$52,185	\$11.23	\$721		\$52,906	\$11.39
Keene Memorial (Fremont)	Dodge	\$497,089	\$20.99	\$4,973	\$6,930	\$508,992	\$21.49
Gretna PL	Sarpy	\$49,801	\$22.14	\$802		\$50,603	\$22.50
Hooper PL	Dodge	\$14,022	\$16.50	\$677		\$14,699	\$17.29
LaVista PL	Sarpy	\$187,521	\$17.36	\$2,102		\$189,623	\$17.56
Lyons PL	Burt	\$15,196	\$7.22			\$15,196	\$7.22
Mead PL	Saunders	\$10,992	\$9.68	\$646		\$11,638	\$10.25
North Bend PL	Dodge	\$23,655	\$18.94	\$712		\$24,367	\$19.51
Oakland PL	Burt	\$16,746	\$13.09	\$715	\$1,000	\$18,461	\$14.43
Papillion PL	Sarpy	\$300,872	\$21.87	\$2,889		\$303,761	\$22.08
Ralston PL	Douglas	\$181,092	\$23.38			\$181,092	\$23.38
Scribner PL	Dodge	\$25,637	\$26.99	\$686	\$1,300	\$27,623	\$29.08
Springfield PL	Sarpy	\$30,380	\$21.30	\$728		\$31,108	\$21.81
Carnegie PL (Tekamah)	Burt	\$37,043	\$10.87	\$767		\$37,810	\$11.09
Valley PL	Douglas	\$23,090	\$10.71	\$760		\$82,303	\$38.19
Valparaiso PL	Saunders	\$4,216	\$3.96			\$4,216	\$3.96
Wahoo PL	Saunders	\$48,800	\$5.99	\$931	\$3,935	\$53,666	\$6.59
Waterloo PL	Douglas	\$11,966	\$20.85	\$643		\$11,966	\$20.85
John A Stahl (West Point)	Cuming	\$104,700	\$18.05	\$893		\$105,593	\$18.21
Wisner PL	Cuming	\$25,822	\$11.55	\$713		\$26,535	\$11.87
Yutan PL	Saunders	\$9,320	\$6.73			\$9,320	\$6.73
SYSTEM TOTALS		\$2,572,973	\$16.43	\$45,562	\$14,465	\$2,690,810	\$17.18

PUBLIC LIBRARY PROFILE / FISCAL 1994-1995 STATISTICAL DATA

Library Income

LIBRARY NAME	County	Total Local Income	Local Per Capita	State Funds	Federal Funds	Total Income	Total Per Capita
--------------	--------	--------------------	------------------	-------------	---------------	--------------	------------------

EASTERN LIBRARY SYSTEM

Arlington PL	Washington	\$10,070	\$4.14	\$706		\$10,776	\$4.43
Ashland PL	Saunders	\$36,663	\$7.76	\$793		\$37,456	\$7.92
HR Jordan Memorial (Bancroft)	Cuming	\$14,259	\$16.17	\$644	\$1,300	\$16,203	\$18.37
Karlen Memorial (Beemer)	Cuming	\$21,563	\$17.98	\$600		\$22,163	\$18.48
Bellevue PL	Sarpy	\$619,991	\$15.02	\$19,007		\$638,998	\$15.48
Bennington PL	Douglas	\$26,880	\$25.53	\$678		\$27,558	\$26.17
Blair PL	Washington	\$150,012	\$21.87	\$1,440		\$151,452	\$22.08
Ceresco Community	Saunders	\$8,751	\$10.61	\$674		\$9,425	\$11.42
John Rogers Memori (Dodge)	Dodge	\$14,639	\$21.12	\$662		\$15,301	\$22.08
Elkhorn PL	Douglas	\$52,185	\$11.23	\$721		\$52,906	\$11.39
Keene Memorial (Fremont)	Dodge	\$497,089	\$20.99	\$4,973	\$6,930	\$508,992	\$21.49
Gretna PL	Sarpy	\$49,801	\$22.14	\$802		\$50,603	\$22.50
Hooper PL	Dodge	\$14,022	\$16.50	\$677		\$14,699	\$17.29
LaVista PL	Sarpy	\$187,521	\$17.36	\$2,102		\$189,623	\$17.56
Lyons PL	Burt	\$15,196	\$7.22			\$15,196	\$7.22
Mead PL	Saunders	\$10,992	\$9.68	\$646		\$11,638	\$10.25
North Bend PL	Dodge	\$23,655	\$18.94	\$712		\$24,367	\$19.51
Oakland PL	Burt	\$16,746	\$13.09	\$715	\$1,000	\$18,461	\$14.43
Papillion PL	Sarpy	\$300,872	\$21.87	\$2,889		\$303,761	\$22.08
Ralston PL	Douglas	\$181,092	\$23.38			\$181,092	\$23.38
Scribner PL	Dodge	\$25,637	\$26.99	\$686	\$1,300	\$27,623	\$29.08
Springfield PL	Sarpy	\$30,380	\$21.30	\$728		\$31,108	\$21.81
Carnegie PL (Tekamah)	Burt	\$37,043	\$10.87	\$767		\$37,810	\$11.09
Valley PL	Douglas	\$23,090	\$10.71	\$760		\$82,303	\$38.19
Valparaiso PL	Saunders	\$4,216	\$3.96			\$4,216	\$3.96
Wahoo PL	Saunders	\$48,800	\$5.99	\$931	\$3,935	\$53,666	\$6.59
Waterloo PL	Douglas	\$11,966	\$20.85	\$643		\$11,966	\$20.85
John A Stahl (West Point)	Cuming	\$104,700	\$18.05	\$893		\$105,593	\$18.21
Wisner PL	Cuming	\$25,822	\$11.55	\$713		\$26,535	\$11.87
Yutan PL	Saunders	\$9,320	\$6.73			\$9,320	\$6.73
SYSTEM TOTALS		\$2,572,973	\$16.43	\$45,562	\$14,465	\$2,690,810	\$17.18

PUBLIC LIBRARY PROFILE / FISCAL 1994-1995 STATISTICAL DATA

LIBRARY INCOME

LIBRARY NAME	County	City Tax Funds	Twnshp Tax Funds	County Tax Funds	Total Local Tax Funds	Percent Total Income	Local Tax Per Capita	Other Income	Percent Total Income
MERIDIAN LIBRARY SYSTEM									
Ainsworth PL	Brown	\$46,856		\$7,005	\$53,861	90.2%	\$14.73	\$3,385	5.7%
Ansley Twnshp	Custer		\$5,933		\$5,933	94.3%	\$5.92	\$361	5.7%
Arcadia Twnshp	Valley	\$4,468	\$5,806		\$10,274	100.0%	\$19.38		0.0%
Finch Memorial (Arnold)	Custer		\$11,831		\$11,831	80.1%	\$12.85	\$2,946	19.9%
Rock County PL (Bassett)	Rock			\$32,000	\$32,000	91.7%	\$15.85	\$1,798	5.2%
Broken Bow PL	Custer	\$83,302			\$83,302	95.3%	\$22.05	\$3,182	3.6%
Garfield County (Burwell)	Garfield			\$29,040	\$29,040	98.5%	\$13.56	\$453	1.5%
Nigel Sprouse Mem (Callaway)	Custer	\$3,600	\$5,000		\$8,600	70.1%	\$8.84	\$2,966	24.2%
Cozad PL	Dawson	\$104,034			\$104,034	96.3%	\$25.87	\$3,079	2.8%
Elm Creek PL	Buffalo	\$3,959			\$3,959	76.2%	\$4.65	\$1,238	23.8%
Farnam PL	Dawson	\$2,122			\$2,122	81.9%	\$11.29	\$470	18.1%
Gibbon PL	Buffalo	\$29,458			\$29,458	88.6%	\$19.32	\$3,036	9.1%
Gothenburg PL	Dawson	\$99,932			\$99,932	97.0%	\$29.86	\$2,158	2.1%
Edith Abbott Memo (Grand Island)	Hall	\$588,912		\$51,000	\$639,912	93.5%	\$13.46	\$34,242	5.0%
Kearney PL & Info	Buffalo	\$441,818		\$120,842	\$562,660	91.0%	\$17.31	\$49,000	7.9%
Lexington PL	Dawson	\$121,253			\$121,253	86.0%	\$14.19	\$15,265	10.8%
Litchfield PL	Sherman	\$1,100		\$2,179	\$3,278	99.2%	\$5.53	\$25	0.8%
Loup City	Sherman				\$0		\$0.00		
Sunshine Twnshp (Mason City)	Custer		\$2,900		\$2,900	88.6%	\$9.73	\$373	11.4%
Brenizer PL (Merna)	Custer		\$9,675		\$9,675	80.6%	\$14.23	\$1,671	13.9%
Hooker County (Mullen)	Hooker			\$19,000	\$19,000	100.0%	\$23.96		0.0%
North Loup Twnsh	Valley		\$4,500		\$4,500	91.3%	\$8.35	\$428	8.7%
Ord Twnshp	Valley		\$63,600		\$63,600	88.9%	\$22.10	\$4,470	6.2%
Ravenna PL	Buffalo	\$20,550	\$104		\$20,654	96.6%	\$14.04		0.0%
Sargent Twnshp	Custer		\$11,926		\$11,926	96.9%	\$12.95	\$385	3.1%
Shelton PL	Buffalo		\$15,103		\$15,103	93.2%	\$12.02	\$391	2.4%
St. Paul PL	Howard	\$35,846			\$35,846	83.2%	\$17.84	\$6,436	14.9%
Taylor PL	Loup			\$7,200	\$7,200	90.8%	\$10.54		0.0%
Valentine PL	Cherry	\$46,420		\$50,000	\$96,420	89.7%	\$15.29	\$9,782	9.1%
Wolbach PL	Greeley			\$400	\$400	25.8%	\$1.43		0.0%
Maltman PL (Wood River)	Hall	\$12,100			\$12,100	74.6%	\$8.69	\$4,126	25.4%
SYSTEM TOTALS		\$1,645,730	\$136,378	\$318,666	\$2,100,773	91.7%	\$15.35	\$151,666	6.6%

PUBLIC LIBRARY PROFILE / FISCAL 1994-1995 STATISTICAL DATA

Library Income

LIBRARY NAME	County	Total Local Income	Local Per Capita	State Funds	Federal Funds	Total Income	Total Per Capita
--------------	--------	--------------------	------------------	-------------	---------------	--------------	------------------

MERIDIAN LIBRARY SYSTEM

Ainsworth PL	Brown	\$57,246	\$15.65	\$929	\$1,540	\$59,715	\$16.33
Ansley Twnshp	Custer	\$6,294	\$6.28			\$6,294	\$6.28
Arcadia Twnshp	Valley	\$10,274	\$19.38			\$10,274	\$19.38
Finch Memorial (Arnold)	Custer	\$14,777	\$16.04			\$14,777	\$16.04
Rock County PL (Bassett)	Rock	\$33,798	\$16.74	\$782	\$300	\$34,880	\$17.28
Broken Bow PL	Custer	\$86,484	\$22.89	\$940		\$87,424	\$23.14
Garfield County (Burwell)	Garfield	\$29,493	\$13.78			\$29,493	\$13.78
Nigel Sprouse Mem. (Callaway)	Custer	\$11,566	\$11.89	\$696		\$12,262	\$12.60
Cozad PL	Dawson	\$107,113	\$26.63	\$962		\$108,075	\$26.87
Elm Creek PL	Buffalo	\$5,197	\$6.10			\$5,197	\$6.10
Farnam PL	Dawson	\$2,592	\$13.79			\$2,592	\$13.79
Gibbon PL	Buffalo	\$32,494	\$21.31	\$737		\$33,231	\$21.79
Gothenburg PL	Dawson	\$102,090	\$30.50	\$903		\$102,993	\$30.77
Edith Abbott Memori (Grand Island)	Hall	\$674,154	\$14.18	\$10,031		\$684,185	\$14.39
Kearney PL & Info Ct	Buffalo	\$611,660	\$18.82	\$6,792		\$618,452	\$19.03
Lexington PL	Dawson	\$136,518	\$15.98	\$1,794	\$2,611	\$140,923	\$16.49
Litchfield PL	Sherman	\$3,303	\$5.57			\$3,303	\$5.57
Loup City	Sherman	\$0	\$0.00			\$0	\$0.00
Sunshine Twnshp (Mason City)	Custer	\$3,273	\$10.98			\$3,273	\$10.98
Brenizer PL (Merna)	Custer	\$11,346	\$16.69	\$659		\$12,005	\$17.65
Hooker County (Mullen)	Hooker	\$19,000	\$23.96			\$19,000	\$23.96
North Loup Twnshp	Valley	\$4,928	\$9.14			\$4,928	\$9.14
Ord Twnshp	Valley	\$68,070	\$23.65	\$859	\$2,647	\$71,576	\$24.87
Ravenna PL	Buffalo	\$20,654	\$14.04	\$719		\$21,373	\$14.53
Sargent Twnshp	Custer	\$12,311	\$13.37			\$12,311	\$13.37
Shelton PL	Buffalo	\$15,494	\$12.34	\$713		\$16,207	\$12.90
St. Paul PL	Howard	\$42,282	\$21.05	\$781		\$43,063	\$21.44
Taylor PL	Loup	\$7,270	\$10.64	\$661		\$7,931	\$11.61
Valentine PL	Cherry	\$106,202	\$16.84	\$1,325		\$107,527	\$17.05
Wolbach PL	Greeley	\$400	\$1.43	\$1,151		\$1,551	\$5.54
Maltman PL (Wood River)	Hall	\$16,226	\$11.65			\$16,226	\$11.65

SYSTEM TOTALS		\$2,252,509	\$16.46	\$31,434	\$7,098	\$2,291,041	\$16.74
----------------------	--	--------------------	----------------	-----------------	----------------	--------------------	----------------

PUBLIC LIBRARY PROFILE / FISCAL 1994-1995 STATISTICAL DATA

LIBRARY INCOME

LIBRARY NAME	County	City Tax Funds	Twnshp Tax Funds	County Tax Funds	Total Local Tax Funds	Percent Total Income	Local Tax Per Capita	Other Income	Percent Total Income
NORTHEAST LIBRARY SYSTEM									
Albion PL	Boone	\$30,000		\$1,000	\$31,000	90.3%	\$8.82	\$2,570	7.5%
Springbank Twnshp	Dixon		\$1,100		\$1,100	94.8%	\$2.04	\$60	5.2%
(Allen)									
Atkinson Twnshp	Holt		\$25,900		\$25,900	96.5%	\$8.46	\$163	0.6%
Battle Creek PL	Madison	\$30,019			\$30,019	91.7%	\$30.11	\$1,186	3.6%
Bloomfield	Knox	\$17,819		\$2,161	\$19,980	89.5%	\$8.55	\$1,647	7.4%
Brunswick PL	Antelope	\$3,609	\$2,600	\$1,380	\$7,589	91.9%	\$22.79		0.0%
Carrol PL	Wayne	\$800			\$800	100.0%	\$3.38		0.0%
Cedar Rapids PL	Boone	\$11,515		\$1,000	\$12,515	48.9%	\$15.57	\$12,450	48.6%
Central City PL	Merrick	\$92,349			\$92,349	94.2%	\$32.20	\$4,777	4.9%
Clarksville Twnshp	Merrick		\$7,500		\$7,500	80.8%	\$10.01	\$1,113	12.0%
(Clarks)									
Clarkson Memorial	Colfax	\$12,688		\$1,825	\$14,513	95.3%	\$13.21		0.0%
Columbus PL	Platte	\$317,765		\$72,685	\$390,450	96.8%	\$13.59	\$1,592	0.4%
Creighton PL	Knox	\$16,365		\$2,161	\$18,526	88.6%	\$7.66	\$1,669	8.0%
Eastern Twnshp	Knox	\$5,000	\$2,800	\$2,161	\$9,961	78.5%	\$12.40	\$2,037	16.0%
(Crofton)									
Dakota City PL	Dakota	\$16,382			\$16,382	95.7%	\$11.14		0.0%
David City PL	Butler	\$56,050			\$56,050	98.5%	\$22.22		0.0%
Dwight Community	Butler				\$0	#DIV/0!	\$0.00		#DIV/0!
Elgin PL	Antelope	\$11,134		\$1,523	\$12,657	94.7%	\$9.46		0.0%
Emerson PL	Dixon	\$16,838			\$16,838	93.2%	\$21.29	\$555	3.1%
Ewing PL	Holt			\$4,000	\$4,000	100.0%	\$4.02		0.0%
Fullerton PL	Nance	\$23,911			\$23,911	89.6%	\$16.47	\$2,030	7.6%
Genoa PL	Nance	\$9,722		\$2,000	\$11,722	85.5%	\$6.42	\$1,288	9.4%
Hartington PL	Cedar	\$50,655		\$6,018	\$56,673	98.7%	\$8.92		0.0%
Howells PL	Colfax	\$12,500		\$1,825	\$14,325	78.2%	\$14.81	\$3,290	18.0%
Humphrey PL	Platte	\$29,900			\$29,900	93.7%	\$40.35	\$1,358	4.3%
Leigh PL	Colfax	\$4,705		\$1,825	\$6,530	96.0%	\$9.29	\$272	4.0%
Madison PL	Madison	\$22,203			\$22,203	78.1%	\$10.40	\$5,439	19.1%
Meadow Grove PL	Madison	\$6,057			\$6,057	77.5%	\$18.24	\$982	12.6%
Neligh PL	Antelope	\$37,170		\$1,875	\$39,045	98.0%	\$12.24		0.0%
Newman Grove PL	Madison	\$22,850			\$22,850	91.1%	\$29.03	\$1,200	4.8%
Niobrara PL	Knox	\$4,691		\$2,161	\$6,852	47.5%	\$8.53	\$5,063	35.1%
Norfolk PL	Madison	\$629,215			\$629,215	97.7%	\$29.30	\$2,030	0.3%
Grattan Twnshp	Holt		\$50,220		\$50,220	90.8%	\$10.25	\$3,026	5.5%
(O'Neill)									
Oakdale PL	Antelope	\$5,759		\$1,513	\$7,272	91.5%	\$10.97		0.0%
Orchard PL	Antelope	\$9,586		\$1,413	\$10,999	71.9%	\$13.68	\$3,575	23.4%
Osceola PL	Polk	\$16,110		\$700	\$16,810	88.6%	\$14.55	\$1,478	7.8%
Osmond PL	Pierce	\$13,000		\$2,000	\$15,000	95.7%	\$9.21		0.0%
House Memorial	Thurston	\$32,400			\$32,400	74.7%	\$26.82	\$10,260	23.7%
(Pender)									
Petersburg PL	Boone	\$1,394		\$1,000	\$2,394	85.7%	\$3.36	\$399	14.3%
Pierce PL	Pierce	\$25,200		\$1,500	\$26,700	93.2%	\$7.86	\$1,190	4.2%
Pelger PL	Stanton	\$7,503		\$1,002	\$8,505	47.1%	\$7.21	\$6,435	35.6%
ainview Carnegie	Pierce	\$30,660			\$30,660	79.0%	\$10.94	\$7,432	19.1%

PUBLIC LIBRARY PROFILE / FISCAL 1994-1995 STATISTICAL DATA

Library Income

LIBRARY NAME	County	Total Local Income	Local Per Capita	State Funds	Federal Funds	Total Income	Total Per Capita
--------------	--------	--------------------	------------------	-------------	---------------	--------------	------------------

NORTHEAST LIBRARY SYSTEM

Albion PL	Boone	\$33,570	\$9.55	\$772		\$34,342	\$9.77
Springbank Twnshp	Dixon	\$1,160	\$2.15			\$1,160	\$2.15
(Allen)							
Atkinson Twnshp	Holt	\$26,063	\$8.52	\$775		\$26,838	\$8.77
Battle Creek PL	Madison	\$31,205	\$31.30	\$690	\$833	\$32,728	\$32.83
Bloomfield	Knox	\$21,627	\$9.26	\$706		\$22,333	\$9.56
Brunswick PL	Antelope	\$7,589	\$22.79	\$666		\$8,255	\$24.79
Carrol PL	Wayne	\$800	\$3.38			\$800	\$3.38
Cedar Rapids PL	Boone	\$24,965	\$31.05	\$639		\$25,604	\$31.85
Central City PL	Merrick	\$97,126	\$33.87	\$858		\$97,984	\$34.16
Clarksville Twnshp P	Merrick	\$8,613	\$11.50	\$667		\$9,280	\$12.39
(Clarks)							
Clarkson Memorial	Colfax	\$14,513	\$13.21	\$716		\$15,229	\$13.86
Columbus PL	Platte	\$392,042	\$13.65	\$6,103	\$5,366	\$403,511	\$14.05
Creighton PL	Knox	\$20,195	\$8.35	\$710		\$20,905	\$8.64
Eastern Twnshp	Knox	\$11,998	\$14.94	\$697		\$12,695	\$15.81
(Crofton)							
Dakota City PL	Dakota	\$16,382	\$11.14	\$732		\$17,114	\$11.64
David City PL	Butler	\$56,050	\$22.22	\$827		\$56,877	\$22.55
Dwight Community	Butler	\$0	\$0.00			\$0	\$0.00
Elgin PL	Antelope	\$12,657	\$9.46	\$712		\$13,369	\$9.99
Emerson PL	Dixon	\$17,393	\$21.99	\$671		\$18,064	\$22.84
Ewing PL	Holt	\$4,000	\$4.02			\$4,000	\$4.02
Fullerton PL	Nance	\$25,941	\$17.87	\$731		\$26,672	\$18.37
Genoa PL	Nance	\$13,010	\$7.13	\$697		\$13,707	\$7.51
Hartington PL	Cedar	\$56,673	\$8.92	\$749		\$57,422	\$9.04
Howells PL	Colfax	\$17,615	\$18.22	\$708		\$18,323	\$18.95
Humphrey PL	Platte	\$31,258	\$42.18	\$667		\$31,925	\$43.08
Leigh PL	Colfax	\$6,802	\$9.68			\$6,802	\$9.68
Madison PL	Madison	\$27,642	\$12.95	\$792		\$28,434	\$13.32
Meadow Grove PL	Madison	\$7,039	\$21.20	\$780		\$7,819	\$23.55
Neligh PL	Antelope	\$39,045	\$12.24	\$817		\$39,862	\$12.50
Newman Grove PL	Madison	\$24,050	\$30.56	\$1,041		\$25,091	\$31.88
Niobrara PL	Knox	\$11,915	\$14.84	\$637	\$1,860	\$14,412	\$17.95
Norfolk PL	Madison	\$631,245	\$29.39	\$4,510	\$8,212	\$643,967	\$29.99
Grattan Twnshp	Holt	\$53,246	\$10.87	\$1,041	\$1,000	\$55,287	\$11.29
(O'Neill)							
Oakdale PL	Antelope	\$7,272	\$10.97	\$676		\$7,948	\$11.99
Orchard PL	Antelope	\$14,574	\$18.13	\$719		\$15,293	\$19.02
Osceola PL	Polk	\$18,288	\$15.83	\$679		\$18,967	\$16.42
Osmond PL	Pierce	\$15,000	\$9.21	\$670		\$15,670	\$9.63
House Memorial	Thurston	\$42,660	\$35.31	\$709		\$43,369	\$35.90
(Pender)							
Petersburg PL	Boone	\$2,793	\$3.92			\$2,793	\$3.92
Pierce PL	Pierce	\$27,890	\$8.21	\$745		\$28,635	\$8.43
Pilger PL	Stanton	\$14,940	\$12.66	\$632	\$2,500	\$18,072	\$15.32
Plainview Carnegie	Pierce	\$38,092	\$13.59	\$720		\$38,812	\$13.85

PUBLIC LIBRARY PROFILE / FISCAL 1994-1995 STATISTICAL DATA

LIBRARY INCOME

LIBRARY NAME	County	City Tax Funds	Twtnshp Tax Funds	County Tax Funds	Total Local Tax Funds	Percent Total Income	Local Tax Per Capita	Other Income	Percent Total Income
Polk PL	Polk	\$7,954		\$700	\$8,654	71.1%	\$8.27	\$2,894	23.8%
Ponca PL	Dixon	\$13,578			\$13,578	59.8%	\$14.62	\$8,434	37.2%
Randolph PL	Cedar	\$21,552		\$1,071	\$22,623	97.0%	\$5.99		0.0%
Rising City Commu	Butler		\$2,650		\$2,650	74.7%	\$4.99	\$896	25.3%
Schuyler PL	Colfax	\$69,582		\$4,775	\$74,357	79.8%	\$11.67	\$17,605	18.9%
Shelby PL	Polk	\$8,759		\$700	\$9,459	74.5%	\$7.62	\$2,568	20.2%
South Sioux City P	Dakota	\$85,960			\$85,960	86.0%	\$8.88	\$11,965	12.0%
Spencer Twnshp	Boyd				\$0		\$0.00		
St. Edward PL	Boone	\$5,300		\$1,000	\$6,300	47.8%	\$4.18	\$6,890	52.2%
Stanton PL	Stanton	\$30,060		\$1,000	\$31,060	84.5%	\$6.13	\$3,551	9.7%
Stromsburg PL	Polk	\$35,895			\$35,895	93.2%	\$16.08	\$1,846	4.8%
Stuart Townshp	Holt		\$7,191		\$7,191	95.5%	\$6.80	\$338	4.5%
Tilden PL	Antelope	\$18,847		\$1,413	\$20,260	96.6%	\$12.37		0.0%
Ulysses Twnshp	Butler		\$8,193		\$8,193	88.1%	\$18.62	\$468	5.0%
Verdigre PL	Knox	\$8,486		\$2,161	\$10,647	87.8%	\$8.87	\$831	6.8%
Graves PL	Dixon	\$25,085			\$25,085	96.4%	\$21.87	\$242	0.9%
(Wakefield)									
Lincoln Twnshp	Knox		\$14,950		\$14,950	82.3%	\$12.64	\$3,206	17.7%
(Wausa)									
Wayne PL	Wayne	\$56,296			\$56,296	96.0%	\$10.95	\$1,250	2.1%
Winside PL	Wayne	\$8,043			\$8,043	89.9%	\$18.53	\$908	10.1%
SYSTEM TOTALS		\$2,028,921	\$123,104	\$127,548	\$2,279,573	91.3%	\$14.17	\$150,458	6.0%

PUBLIC LIBRARY PROFILE / FISCAL 1994-1995 STATISTICAL DATA

Library Income

LIBRARY NAME	County	Total Local Income	Local Per Capita	State Funds	Federal Funds	Total Income	Total Per Capita
Polk PL	Polk	\$11,548	\$11.03	\$631		\$12,179	\$11.63
Ponca PL	Dixon	\$22,012	\$23.69	\$684		\$22,696	\$24.43
Randolph PL	Cedar	\$22,623	\$5.99	\$688		\$23,311	\$6.17
Rising City Commun	Butler	\$3,546	\$6.68			\$3,546	\$6.68
Schuyler PL	Colfax	\$91,962	\$14.44	\$1,181		\$93,143	\$14.62
Shelby PL	Polk	\$12,027	\$9.69	\$662		\$12,689	\$10.22
South Sioux City PL	Dakota	\$97,925	\$10.12	\$2,031		\$99,956	\$10.33
Spencer Twnshp	Boyd	\$0	\$0.00			\$0	\$0.00
St. Edward PL	Boone	\$13,190	\$8.75			\$13,190	\$8.75
Stanton PL	Stanton	\$34,611	\$6.83	\$739	\$1,400	\$36,750	\$7.26
Stromsburg PL	Polk	\$37,741	\$16.91	\$768		\$38,509	\$17.25
Stuart Townshp	Holt	\$7,529	\$7.12			\$7,529	\$7.12
Tilden PL	Antelope	\$20,260	\$12.37	\$722		\$20,982	\$12.81
Ulysses Twnshp	Butler	\$8,661	\$19.68	\$640		\$9,301	\$21.14
Verdigre PL	Knox	\$11,478	\$9.56	\$655		\$12,133	\$10.10
Graves PL	Dixon	\$25,327	\$22.08	\$703		\$26,030	\$22.69
(Wakefield)							
Lincoln Twnshp	Knox	\$18,156	\$15.35			\$18,156	\$15.35
(Wausa)							
Wayne PL	Wayne	\$57,546	\$11.19	\$1,080		\$58,626	\$11.40
Winside PL	Wayne	\$8,951	\$20.62			\$8,951	\$20.62
SYSTEM TOTALS		\$2,430,031	\$15.11			\$2,498,047	\$15.53

PUBLIC LIBRARY PROFILE / FISCAL 1994-1995 STATISTICAL DATA

LIBRARY INCOME

LIBRARY NAME	County	City Tax Funds	Twtnsh Tax Funds	County Tax Funds	Total Local Tax Funds	Percent Total Income	Local Tax Per Capita	Other Income	Percent Total Income
--------------	--------	----------------	------------------	------------------	-----------------------	----------------------	----------------------	--------------	----------------------

PANHANDLE LIBRARY SYSTEM

Slagle Memorial (Alliance)	Box Butte	\$162,264			\$162,264	95.1%	\$16.62	\$6,396	3.7%
Arthur County	Arthur			\$2,680	\$2,680	80.6%	\$5.80	\$645	19.4%
Bayard PL	Morrill	\$52,336			\$52,336	98.7%	\$43.76		0.0%
Bridgeport PL	Morrill	\$26,994			\$26,994	89.3%	\$17.07	\$1,409	4.7%
Broadwater PL	Morrill	\$3,883			\$3,883	92.6%	\$24.27	\$311	7.4%
Chadron PL	Dawes	\$140,142			\$140,142	93.3%	\$25.08	\$8,822	5.9%
Chappell Memorial	Deuel	\$20,498			\$20,498	96.8%	\$20.94		0.0%
Crawford PL	Dawes	\$17,821			\$17,821	53.9%	\$15.98	\$14,512	43.9%
Gering PL	Scotts Bluff	\$165,836			\$165,836	98.9%	\$20.87	\$200	0.1%
Gordon City	Sheridan	\$54,941			\$54,941	95.8%	\$16.36	\$1,660	2.9%
Cravath Memorial (Hay Springs)	Sheridan	\$10,000			\$10,000	99.4%	\$14.43	\$63	0.6%
Hemingford PL	Box Butte	\$8,504			\$8,504	92.5%	\$8.92		0.0%
Grant County (Hyannis)	Grant			\$14,300	\$14,300	82.3%	\$18.60	\$2,402	13.8%
Kimball PL	Kimball	\$96,456			\$96,456	96.9%	\$37.47	\$1,405	1.4%
Lewellen PL	Garden				\$0		\$0.00		
Nancy Fawcett Me (Lodgepole)	Cheyenne	\$8,383			\$8,383	86.0%	\$16.12	\$729	7.5%
Lyman PL	Scotts Bluff				\$0		\$0.00		
Minatare PL	Scotts Bluff				\$0		\$0.00		
Mitchell PL	Scotts Bluff	\$31,788			\$31,788	95.5%	\$18.24	\$755	2.3%
Morrill PL	Scotts Bluff	\$10,975			\$10,975	94.8%	\$11.27	\$607	5.2%
Goodall City (Ogallala)	Keith	\$115,928		\$9,545	\$125,473	95.7%	\$16.15	\$3,130	2.4%
Oshkosh PL	Garden	\$18,242			\$18,242	91.5%	\$18.50	\$1,000	5.0%
Paxton PL	Keith	\$2,896		\$900	\$3,796	100.0%	\$4.65	\$200	5.3%
Potter PL	Cheyenne	\$5,452			\$5,452	94.1%	\$14.05	\$341	5.9%
Rushville PL	Sheridan	\$4,717	\$24,715		\$29,432	89.4%	\$14.02	\$2,806	8.5%
Scottsbluff PL	Scotts Bluff	\$436,172			\$436,172	96.6%	\$31.81	\$4,325	1.0%
Sidney PL	Cheyenne	\$163,050		\$80,936	\$243,986	98.9%	\$28.96	\$1,000	0.4%
SYSTEM TOTALS		\$1,557,278	\$24,715	\$108,361	\$1,690,354	95.3%	\$22.20	\$52,718	3.0%

PUBLIC LIBRARY PROFILE / FISCAL 1994-1995 STATISTICAL DATA

Library Income

LIBRARY NAME	County	Total Local Income	Local Per Capita	State Funds	Federal Funds	Total Income	Total Per Capita
--------------	--------	--------------------	------------------	-------------	---------------	--------------	------------------

PANHANDLE LIBRARY SYSTEM

Slagle Memorial (Alliance)	Box Butte	\$168,660	\$17.27	\$2,051		\$170,711	\$17.48
Arthur County	Arthur	\$3,325	\$7.20			\$3,325	\$7.20
Bayard PL	Morrill	\$52,336	\$43.76	\$708		\$53,044	\$44.35
Bridgeport PL	Morrill	\$28,403	\$17.97	\$742	\$1,100	\$30,245	\$19.13
Broadwater PL	Morrill	\$4,194	\$26.21			\$4,194	\$26.21
Chadron PL	Dawes	\$148,964	\$26.66	\$1,174		\$150,138	\$26.87
Chappell Memorial L	Deuel	\$20,498	\$20.94	\$688		\$21,186	\$21.64
Crawford PL	Dawes	\$32,333	\$29.00	\$700		\$33,033	\$29.63
Gering PL	Scotts Bluff	\$166,036	\$20.90	\$1,669		\$167,705	\$21.11
Gordon City	Sheridan	\$56,601	\$16.85	\$774		\$57,375	\$17.08
Cravath Memorial (Hay Springs)	Sheridan	\$10,063	\$14.52			\$10,063	\$14.52
Hemingford PL	Box Butte	\$8,504	\$8.92	\$686		\$9,190	\$9.64
Grant County (Hyannis)	Grant	\$16,702	\$21.72	\$669		\$17,371	\$22.59
Kimball PL	Kimball	\$97,861	\$38.02	\$832	\$832	\$99,525	\$38.67
Lewellen PL	Garden	\$0	\$0.00			\$0	\$0.00
Nancy Fawcett Mem (Lodgepole)	Cheyenne	\$9,112	\$17.52	\$633		\$9,745	\$18.74
Lyman PL	Scotts Bluff	\$0	\$0.00			\$0	\$0.00
Minatare PL	Scotts Bluff	\$0	\$0.00			\$0	\$0.00
Mitchell PL	Scotts Bluff	\$32,543	\$18.67	\$757		\$33,300	\$19.10
Morrill PL	Scotts Bluff	\$11,582	\$11.89			\$11,582	\$11.89
Goodall City (Ogallala)	Keith	\$128,603	\$16.56	\$1,636	\$900	\$131,139	\$16.88
Oshkosh PL	Garden	\$19,242	\$19.52	\$689		\$19,931	\$20.21
Paxton PL	Keith	\$3,796	\$4.65			\$3,796	\$4.65
Potter PL	Cheyenne	\$5,793	\$14.93			\$5,793	\$14.93
Rushville PL	Sheridan	\$32,238	\$15.35	\$701		\$32,939	\$15.69
Scottsbluff PL	Scotts Bluff	\$440,497	\$32.13	\$2,897	\$8,184	\$451,578	\$32.94
Sidney PL	Cheyenne	\$244,986	\$29.08	\$1,776		\$246,762	\$29.29
SYSTEM TOTALS		\$1,742,872	\$22.89	\$19,782	\$11,016	\$1,773,670	\$23.30

PUBLIC LIBRARY PROFILE / FISCAL 1994-1995 STATISTICAL DATA

LIBRARY INCOME

LIBRARY NAME	County	City Tax Funds	Twnshp Tax Funds	County Tax Funds	Total Local Tax Funds	Percent Total Income	Local Tax Per Capita	Other Income	Percent Total Income
--------------	--------	----------------	------------------	------------------	-----------------------	----------------------	----------------------	--------------	----------------------

REPUBLICAN VALLEY LIBRARY SYSTEM

Hoesch Memorial (Alma)	Harlan	\$20,174			\$20,174	77.5%	\$16.46	\$5,131	19.7%
Arapahoe PL	Furnas	\$36,122			\$36,122	90.2%	\$36.09	\$3,241	8.1%
Axtell PL	Kearney	\$8,754		\$3,350	\$12,104	98.3%	\$9.96	\$208	1.7%
Bartley PL	Red Willow	\$4,425			\$4,425	71.8%	\$13.05	\$1,104	17.9%
Beaver City PL	Furnas	\$13,950			\$13,950	74.7%	\$19.73	\$4,059	21.7%
Benkelman Wmns	Dundy				\$0	0.0%	\$0.00	\$2,503	100.0%
Blue Hill PL	Webster	\$10,104			\$10,104	87.9%	\$12.47	\$566	4.9%
Butler Memorial (Cambridge)	Furnas	\$18,845			\$18,845	63.2%	\$17.02	\$10,256	34.4%
Clay Center PL	Clay	\$20,660			\$20,660	92.9%	\$12.70	\$913	4.1%
Culbertson PL	Hitchcock	\$7,328		\$100	\$7,428	90.4%	\$5.63	\$788	9.6%
Klyte Burt Memoria (Curtis)	Frontier	\$12,000		\$1,500	\$13,500	86.8%	\$6.84	\$1,385	8.9%
Elwood PL	Gosper	\$11,261		\$5,000	\$16,261	88.3%	\$8.43	\$1,376	7.5%
Fairfield PL	Clay	\$8,100			\$8,100	89.6%	\$8.97	\$938	10.4%
Franklin PL	Franklin	\$11,471			\$11,471	40.0%	\$10.32	\$16,398	57.1%
Hastings Memorial (Grant)	Perkins	\$15,404			\$15,404	100.0%	\$12.43		0.0%
Auld-Doudna PL (Guide Rock)	Webster	\$2,415			\$2,415	48.6%	\$2.91	\$2,550	51.4%
Harvard PL	Clay	\$12,677			\$12,677	89.1%	\$12.99	\$858	6.0%
Hastings PL	Adams	\$500,003		\$83,227	\$583,230	95.3%	\$19.69	\$15,960	2.6%
Hildreth PL	Franklin	\$7,970			\$7,970	68.4%	\$21.90	\$2,841	24.4%
PL Library System (Holdrege)	Phelps	\$244,347			\$244,347	79.9%	\$16.79	\$48,402	15.8%
Imperial PL	Chase	\$97,353		\$2,000	\$99,353	99.2%	\$30.28		0.0%
Indianola PL	Red Willow	\$3,599		\$202	\$3,801	50.5%	\$4.41	\$3,061	40.7%
McCook PL	Red Willow	\$207,045			\$207,045	98.7%	\$25.52		0.0%
Jensen Memorial (Minden)	Kearney	\$91,318			\$91,318	93.2%	\$33.22	\$5,843	6.0%
North Platte PL	Lincoln	\$681,708		\$13,100	\$694,808	92.4%	\$22.35	\$52,043	6.9%
Cordelia B Preston (Orleans)	Harlan		\$12,862		\$12,862	74.0%	\$22.56	\$4,525	26.0%
Oxford PL	Furnas	\$6,336			\$6,336	49.4%	\$6.68	\$5,803	45.3%
Palisade PL	Hitchcock	\$4,032			\$4,032	76.4%	\$10.58	\$1,247	23.6%
Auld PL (Red Cloud)	Webster	\$16,797			\$16,797	73.7%	\$13.95	\$5,286	23.2%
Logan County (Stapleton)	Logan			\$8,204	\$8,204	100.0%	\$9.34		0.0%
Stratton PL	Hitchcock	\$6,638			\$6,638	100.0%	\$15.55		0.0%

PUBLIC LIBRARY PROFILE / FISCAL 1994-1995 STATISTICAL DATA

Library Income

LIBRARY NAME	County	Total Local Income	Local Per Capita	State Funds	Federal Funds	Total Income	Total Per Capita
--------------	--------	--------------------	------------------	-------------	---------------	--------------	------------------

REPUBLICAN VALLEY LIBRARY SYSTEM

Hoesch Memorial (Alma)	Harlan	\$25,305	\$20.64	\$710		\$26,015	\$21.22
Arapahoe PL	Furnas	\$39,363	\$39.32	\$690		\$40,053	\$40.01
Axtell PL	Kearney	\$12,312	\$10.13			\$12,312	\$10.13
Bartley PL	Red Willow	\$5,529	\$16.31	\$631		\$6,160	\$18.17
Beaver City PL	Furnas	\$18,009	\$25.47	\$664		\$18,673	\$26.41
Benkelman Wmns Cl	Dundy	\$2,503	\$2.10			\$2,503	\$2.10
Blue Hill PL	Webster	\$10,670	\$13.17	\$673	\$150	\$11,493	\$14.19
Butler Memorial (Cambridge)	Furnas	\$29,101	\$26.29	\$700		\$29,801	\$26.92
Clay Center PL	Clay	\$21,573	\$13.26	\$674		\$22,247	\$13.67
Culbertson PL	Hitchcock	\$8,216	\$6.22			\$8,216	\$6.22
Klyte Burt Memorial (Curtis)	Frontier	\$14,885	\$7.54	\$671		\$15,556	\$7.88
Elwood PL	Gosper	\$17,637	\$9.15	\$774		\$18,411	\$9.55
Fairfield PL	Clay	\$9,038	\$10.01			\$9,038	\$10.01
Franklin PL	Franklin	\$27,869	\$25.06	\$825		\$28,694	\$25.80
Hastings Memorial (Grant)	Perkins	\$15,404	\$12.43			\$15,404	\$12.43
Auld-Doudna PL (Guide Rock)	Webster	\$4,965	\$5.97			\$4,965	\$5.97
Harvard PL	Clay	\$13,535	\$13.87	\$688		\$14,223	\$14.57
Hastings PL	Adams	\$599,190	\$20.23	\$6,221	\$6,518	\$611,929	\$20.66
Hildreth PL	Franklin	\$10,811	\$29.70	\$633	\$215	\$11,659	\$32.03
PL Library System (Holdrege)	Phelps	\$292,749	\$20.12	\$3,197	\$9,896	\$305,842	\$21.02
Imperial PL	Chase	\$99,353	\$30.28	\$781		\$100,134	\$30.52
Indianola PL	Red Willow	\$6,862	\$7.96	\$660		\$7,522	\$8.73
McCook PL	Red Willow	\$207,045	\$25.52	\$2,753		\$209,798	\$25.86
Jensen Memorial (Minden)	Kearney	\$97,161	\$35.34	\$847		\$98,008	\$35.65
North Platte PL	Lincoln	\$746,851	\$24.02	\$4,747		\$751,598	\$24.18
Cordelia B Preston (Orleans)	Harlan	\$17,387	\$30.50			\$17,387	\$30.50
Oxford PL	Furnas	\$12,139	\$12.79	\$685		\$12,824	\$13.51
Palisade PL	Hitchcock	\$5,279	\$13.86			\$5,279	\$13.86
Auld PL (Red Cloud)	Webster	\$22,083	\$18.34	\$708		\$22,791	\$18.93
Logan County (Stapleton)	Logan	\$8,204	\$9.34			\$8,204	\$9.34
Stratton PL	Hitchcock	\$6,638	\$15.55			\$6,638	\$15.55

PUBLIC LIBRARY PROFILE / FISCAL 1994-1995 STATISTICAL DATA

LIBRARY INCOME

LIBRARY NAME	County	City Tax Funds	Twnshp Tax Funds	County Tax Funds	Total Local Tax Funds	Percent Total Income	Local Tax Per Capita	Other Income	Percent Total Income
Superior Carnegie	Nuckolls	\$40,006			\$40,006	98.0%	\$16.69		0.0%
Sutherland PL	Lincoln	\$22,901	\$4,324	\$1,200	\$28,425	85.7%	\$20.03	\$4,736	14.3%
Sutton Memorial	Clay	\$26,174			\$26,174	94.1%	\$19.35	\$300	1.1%
Trenton PL	Hitchcock	\$11,820		\$100	\$11,920	100.0%	\$10.95		0.0%
Wauneta PL	Chase	\$3,048			\$3,048	45.6%	\$2.77	\$3,636	54.4%
Wilcox PL	Kearney	\$1,200			\$1,200	100.0%	\$3.16		0.0%
Wilsonville PL	Furnas	\$1,900			\$1,900	47.6%	\$13.97	\$2,089	52.4%
SYSTEM TOTALS		\$2,187,885	\$17,186	\$117,983	\$2,323,054	90.1%	\$18.98	\$208,046	8.1%

PUBLIC LIBRARY PROFILE / FISCAL 1994-1995 STATISTICAL DATA

Library Income

LIBRARY NAME	County	Total Local Income	Local Per Capita	State Funds	Federal Funds	Total Income	Total Per Capita
Superior Carnegie P	Nuckolls	\$40,006	\$16.69	\$816		\$40,822	\$17.03
Sutherland PL	Lincoln	\$33,161	\$23.37			\$33,161	\$23.37
Sutton Memorial	Clay	\$26,474	\$19.57	\$136	\$1,213	\$27,823	\$20.56
Trenton PL	Hitchcock	\$11,920	\$10.95			\$11,920	\$10.95
Wauneta PL	Chase	\$6,684	\$6.08			\$6,684	\$6.08
Wilcox PL	Kearney	\$1,200	\$3.16			\$1,200	\$3.16
Wilsonville PL	Furnas	\$3,989	\$29.33			\$3,989	\$29.33
SYSTEM TOTALS		\$2,531,100	\$20.67	\$29,884	\$17,992	\$2,578,976	\$21.07

PUBLIC LIBRARY PROFILE / FISCAL 1994-1995 STATISTICAL DATA

LIBRARY INCOME

LIBRARY NAME	County	City Tax Funds	Twnshp Tax Funds	County Tax Funds	Total Local Tax Funds	Percent Total Income	Local Tax Per Capita	Other Income	Percent Total Income
SOUTHEAST LIBRARY SYSTEM									
Adams PL	Gage				\$0		\$0.00		
Tucker Memorial (Alexandria)	Thayer				\$0		\$0.00		
Auburn PL	Nemaha	\$73,391		\$1,000	\$74,391	97.3%	\$9.32	\$1,150	1.5%
Alice M Farr (Aurora)	Hamilton	\$85,969		\$868	\$86,837	80.2%	\$9.80	\$18,308	16.9%
Beatrice PL	Gage	\$266,273		\$13,661	\$279,934	75.4%	\$14.35	\$85,030	22.9%
Beaver Crsg Comm	Seward				\$0		\$0.00		
Bruning PL	Thayer	\$800			\$800	76.2%	\$2.41	\$250	23.8%
Byron PL	Thayer	\$3,000			\$3,000	75.0%	\$21.43	\$1,000	25.0%
Carleton PL	Thayer				\$0		\$0.00		
Cook PL	Johnson	\$5,462			\$5,462	89.7%	\$16.40		0.0%
Crete PL	Saline	\$145,068			\$145,068	89.5%	\$29.97	\$15,902	9.8%
Daykin PL	Jefferson	\$1,602			\$1,602	100.0%	\$8.52		0.0%
DeWitt PL	Saline	\$5,158			\$5,158	100.0%	\$8.63		0.0%
Deshler PL	Thayer	\$13,166			\$13,166	100.0%	\$14.76		0.0%
Dorchester PL	Saline	\$1,994			\$1,994	98.3%	\$3.25	\$35	1.7%
Elmwood PL	Cass	\$8,697			\$8,697	93.0%	\$14.89		0.0%
Exeter PL	Fillmore	\$11,853			\$11,853	69.6%	\$17.93	\$4,510	26.5%
Fairbury PL	Jefferson	\$63,328			\$63,328	86.6%	\$14.61	\$8,819	12.1%
Fairmont PL	Fillmore	\$12,682			\$12,682	80.7%	\$17.91	\$2,372	15.1%
Lydia Bruun Wood (Falls City)	Richardson	\$113,372			\$113,372	97.2%	\$23.77	\$2,199	1.9%
Gilbert PL (Friend)	Saline	\$12,702			\$12,702	77.0%	\$11.43	\$3,804	23.0%
Geneva PL	Fillmore	\$37,000	\$550		\$37,550	76.8%	\$13.01	\$10,554	21.6%
Greenwood PL	Cass	\$13,175			\$13,175	95.2%	\$24.81	\$10	0.1%
Gresham PL	York				\$0		\$0.00		
Bruun Memorial (Humboldt)	Richardson	\$8,511			\$8,511	35.0%	\$8.49	\$15,100	62.1%
Louisville PL	Cass	\$10,377			\$10,377	91.0%	\$10.40	\$187	1.6%
McCool Junction P	York				\$0		\$0.00		
Webermeier Memor (Milford)	Seward	\$36,000			\$36,000	92.9%	\$19.09	\$2,000	5.2%
Milligan PL	Fillmore				\$0	0.0%	\$0.00	\$5,542	100.0%
Morton-James PL (Nebraska City)	Otoe	\$148,955			\$148,955	80.0%	\$22.75	\$35,922	19.3%
Carnegie PL (Pawnee City)	Pawnee	\$18,572			\$18,572	66.9%	\$18.42	\$8,487	30.6%
Plattsmouth PL	Cass	\$89,162			\$89,162	90.6%	\$13.42	\$7,906	8.0%
Seward PL	Seward	\$114,576			\$114,576	88.5%	\$20.34	\$13,746	10.6%
Virgil Biegert PL (Shickley)	Fillmore	\$9,082			\$9,082	52.8%	\$25.23	\$7,482	43.5%
Shubert Lib. & Mus	Richardson				\$0		\$0.00		
Syracuse PL	Otoe	\$19,450			\$19,450	96.3%	\$7.00		0.0%
Table Rock PL	Pawnee	\$1,000			\$1,000	46.6%	\$3.25	\$146	6.8%
cumseh PL	Johnson	\$26,550			\$26,550	96.2%	\$15.60	\$299	1.1%

PUBLIC LIBRARY PROFILE / FISCAL 1994-1995 STATISTICAL DATA

Library Income

LIBRARY NAME	County	Total Local Income	Local Per Capita	State Funds	Federal Funds	Total Income	Total Per Capita
--------------	--------	--------------------	------------------	-------------	---------------	--------------	------------------

SOUTHEAST LIBRARY SYSTEM

Adams PL	Gage	\$0	\$0.00			\$0	\$0.00
Tucker Memorial	Thayer	\$0	\$0.00			\$0	\$0.00
(Alexandria)							
Auburn PL	Nemaha	\$75,541	\$9.47	\$910		\$76,451	\$9.58
Alice M Farr	Hamilton	\$105,145	\$11.86	\$943	\$2,250	\$108,338	\$12.23
(Aurora)							
Beatrice PL	Gage	\$364,964	\$18.71	\$2,594	\$3,525	\$371,083	\$19.03
Beaver Crsg Comm.	Seward	\$0	\$0.00			\$0	\$0.00
Bruning PL	Thayer	\$1,050	\$3.16			\$1,050	\$3.16
Byron PL	Thayer	\$4,000	\$28.57			\$4,000	\$28.57
Carleton PL	Thayer	\$0	\$0.00			\$0	\$0.00
Cook PL	Johnson	\$5,462	\$16.40	\$630		\$6,092	\$18.29
Crete PL	Saline	\$160,970	\$33.25	\$1,036		\$162,006	\$33.47
Daykin PL	Jefferson	\$1,602	\$8.52			\$1,602	\$8.52
DeWitt PL	Saline	\$5,158	\$8.63			\$5,158	\$8.63
Deshler PL	Thayer	\$13,166	\$14.76			\$13,166	\$14.76
Dorchester PL	Saline	\$2,029	\$3.30			\$2,029	\$3.30
Elmwood PL	Cass	\$8,697	\$14.89	\$653		\$9,350	\$16.01
Exeter PL	Fillmore	\$16,363	\$24.75	\$659		\$17,022	\$25.75
Fairbury PL	Jefferson	\$72,147	\$16.64	\$1,002		\$73,149	\$16.87
Fairmont PL	Fillmore	\$15,054	\$21.26	\$664		\$15,718	\$22.20
Lydia Bruun Woods	Richardson	\$115,571	\$24.23	\$1,034		\$116,605	\$24.45
(Falls City)							
Gilbert PL	Saline	\$16,506	\$14.86			\$16,506	\$14.86
(Friend)							
Geneva PL	Fillmore	\$48,104	\$16.67	\$808		\$48,912	\$16.95
Greenwood PL	Cass	\$13,185	\$24.83	\$648		\$13,833	\$26.05
Gresham PL	York	\$0	\$0.00			\$0	\$0.00
Bruun Memorial	Richardson	\$23,611	\$23.54	\$690		\$24,301	\$24.23
(Humboldt)							
Louisville PL	Cass	\$10,564	\$10.59	\$840		\$11,404	\$11.43
McCool Junction PL	York	\$0	\$0.00			\$0	\$0.00
Webermeier Memori	Seward	\$38,000	\$20.15	\$770		\$38,770	\$20.56
(Milford)							
Milligan PL	Fillmore	\$5,542	\$16.90			\$5,542	\$16.90
Morton-James PL	Otoe	\$184,877	\$28.24	\$1,375		\$186,252	\$28.45
(Nebraska City)							
Carnegie PL	Pawnee	\$27,059	\$26.84	\$691		\$27,750	\$27.53
(Pawnee City)							
Plattsmouth PL	Cass	\$97,068	\$14.61	\$1,395		\$98,463	\$14.82
Seward PL	Seward	\$128,322	\$22.78	\$1,183		\$129,505	\$22.99
Virgil Biegert PL	Fillmore	\$16,564	\$46.01	\$632		\$17,196	\$47.77
(Shickley)							
Shubert Lib. & Muse	Richardson	\$0	\$0.00			\$0	\$0.00
Syracuse PL	Otoe	\$19,450	\$7.00	\$748		\$20,198	\$7.27
Table Rock PL	Pawnee	\$1,146	\$3.72	\$1,000		\$2,146	\$6.97
ecumseh PL	Johnson	\$26,849	\$15.77	\$753		\$27,602	\$16.22

PUBLIC LIBRARY PROFILE / FISCAL 1994-1995 STATISTICAL DATA

LIBRARY INCOME

LIBRARY NAME	County	City Tax Funds	Twnshp Tax Funds	County Tax Funds	Total Local Tax Funds	Percent Total Income	Local Tax Per Capita	Other Income	Percent Total Income
Tobias PL	Saline	\$800			\$800	100.0%	\$6.30		0.0%
Verdon PL	Richardson				\$0		\$0.00		
Weeping Water PL	Cass	\$12,631			\$12,631	69.6%	\$12.53	\$5,516	30.4%
Struckman-Baatz M (Western)	Saline	\$1,200			\$1,200	8.5%	\$4.55	\$12,990	91.5%
Dvoracek Memorial (Wilber)	Saline	\$500			\$500	0.9%	\$0.33	\$53,304	99.1%
Wymore PL	Gage	\$26,228			\$26,228	93.5%	\$16.28	\$1,079	3.8%
Kilgore Memorial (York)	York	\$84,595		\$20,000	\$121,097	79.4%	\$8.66	\$28,546	18.7%
SYSTEM TOTALS		\$1,482,881	\$550	\$35,529	\$1,535,462	80.0%	\$13.94	\$352,195	18.4%

PUBLIC LIBRARY PROFILE / FISCAL 1994-1995 STATISTICAL DATA

-----Library Income-----

LIBRARY NAME	County	Total Local Income	Local Per Capita	State Funds	Federal Funds	Total Income	Total Per Capita
Tobias PL	Saline	\$800	\$6.30			\$800	\$6.30
Verdon PL	Richardson	\$0	\$0.00			\$0	\$0.00
Weeping Water PL	Cass	\$18,147	\$18.00			\$18,147	\$18.00
Struckman-Baatz Me	Saline	\$14,190	\$53.75			\$14,190	\$53.75
(Western)							
Dvoracek Memorial	Saline	\$53,804	\$35.24			\$53,804	\$35.24
(Wilber)							
Wymore PL	Gage	\$27,307	\$16.95	\$745		\$28,052	\$17.41
Kilgore Memorial	York	\$149,643	\$10.70	\$2,866		\$152,509	\$10.91
(York)							
SYSTEM TOTALS		\$1,887,657	\$17.14	\$25,269	\$5,775	\$1,918,701	\$17.42

PUBLIC LIBRARY PROFILE / FISCAL 1994-1995 STATISTICAL DATA

LIBRARY INCOME

LIBRARY NAME	County	City Tax Funds	Twtnshp Tax Funds	County Tax Funds	Total Local Tax Funds	Percent Total Income	Local Tax Per Capita	Other Income	Percent Total Income
--------------	--------	----------------	-------------------	------------------	-----------------------	----------------------	----------------------	--------------	----------------------

URBAN LIBRARIES

Lincoln	Lancaster	\$3,528,673		\$355,241	\$3,883,914	87.5%	\$18.18	\$456,687	10.3%
Omaha	Douglas	\$7,019,502		\$1,391,193	\$8,410,695	96.9%	\$20.31	\$148,283	1.7%

URBAN TOTALS		\$10,548,175	\$0	\$1,746,434	\$12,294,609	93.7%	\$19.58	\$604,970	4.6%
---------------------	--	---------------------	------------	--------------------	---------------------	--------------	----------------	------------------	-------------

SYSTEM / STATE

EASTERN		\$2,443,424	\$350	\$22,237	\$2,480,800	92.2%	\$15.84	\$93,776	3.5%
MERIDIAN		\$1,645,730	\$136,378	\$318,666	\$2,100,773	91.7%	\$15.35	\$151,666	6.6%
NORTHEAST		\$2,028,921	\$123,104	\$127,548	\$2,279,573	91.3%	\$14.17	\$150,458	6.0%
PANHANDLE		\$1,557,278	\$24,715	\$108,361	\$1,690,354	95.3%	\$22.20	\$52,718	3.0%
REPUB. VALLEY		\$2,187,885	\$17,186	\$117,983	\$2,323,054	90.1%	\$18.98	\$208,046	8.1%
SOUTHEAST		\$1,482,881	\$550	\$35,529	\$1,535,462	80.0%	\$13.94	\$352,195	18.4%
URBAN Libraries		\$10,548,175	\$0	\$1,746,434	\$12,294,609	93.7%	\$19.58	\$604,970	4.6%

GRAND-TOTAL:		\$21,894,294	\$302,283	\$2,476,758	\$24,704,625	91.9%	\$17.76	\$1,613,829	6.0%
---------------------	--	---------------------	------------------	--------------------	---------------------	--------------	----------------	--------------------	-------------

PUBLIC LIBRARY PROFILE / FISCAL 1994-1995 STATISTICAL DATA

Library Income

LIBRARY NAME	County	Total Local Income	Local Per Capita	State Funds	Federal Funds	Total Income	Total Per Capita
--------------	--------	--------------------	------------------	-------------	---------------	--------------	------------------

URBAN LIBRARIES

Lincoln	Lancaster	\$4,340,601	\$20.32	\$44,865	\$54,868	\$4,440,334	\$20.78
Omaha	Douglas	\$8,558,978	\$20.67	\$70,517	\$54,276	\$8,683,771	\$20.97

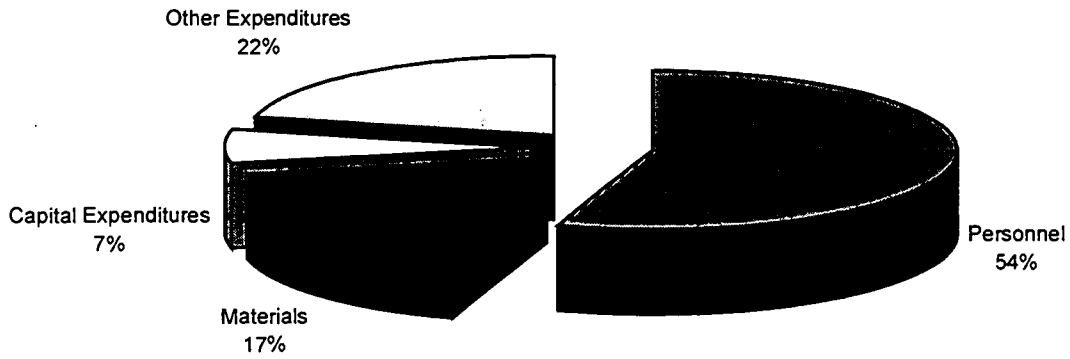
URBAN TOTALS		\$12,899,579	\$20.55	\$115,382	\$109,144	\$13,124,105	\$20.91
---------------------	--	---------------------	----------------	------------------	------------------	---------------------	----------------

SYSTEM / STATE

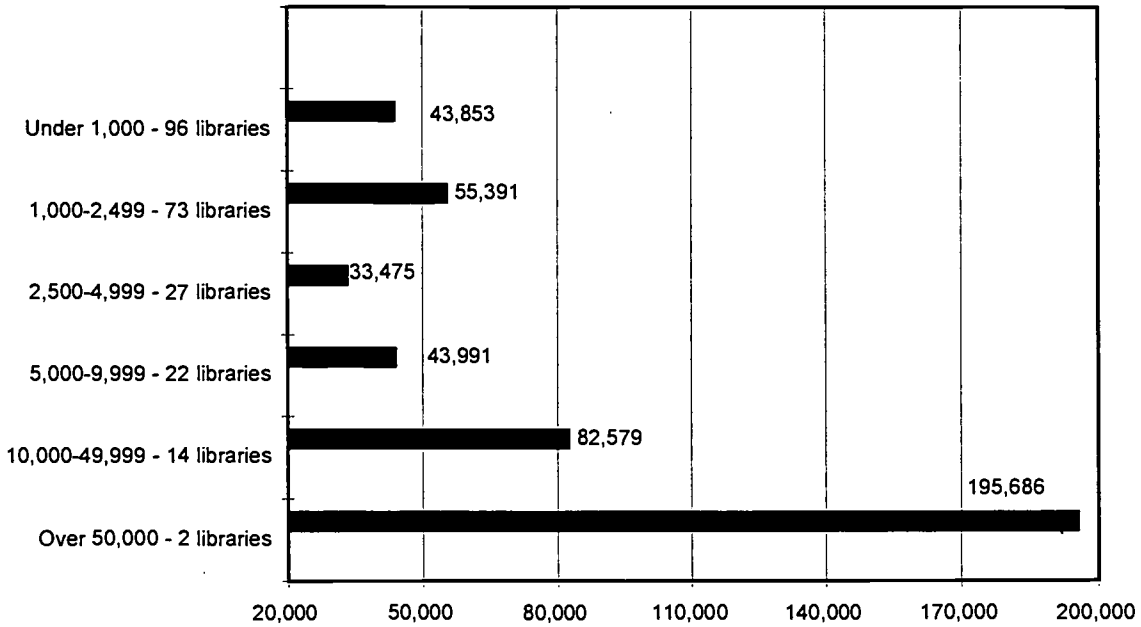
EASTERN		\$2,572,973	\$16.43	\$45,562	\$14,465	\$2,690,810	\$17.18
MERIDIAN		\$2,252,509	\$16.46	\$31,434	\$7,098	\$2,291,041	\$16.74
NORTHEAST		\$2,430,031	\$15.11	\$46,845	\$21,171	\$2,498,047	\$15.53
PANHANDLE		\$1,742,872	\$22.89	\$19,782	\$11,016	\$1,773,670	\$23.30
REPUB. VALLEY		\$2,531,100	\$20.67	\$29,884	\$17,992	\$2,578,976	\$21.07
SOUTHEAST		\$1,887,657	\$17.14	\$25,269	\$5,775	\$1,918,701	\$17.42
URBAN Libraries		\$12,899,579	\$20.55	\$115,382	\$109,144	\$13,124,105	\$20.91

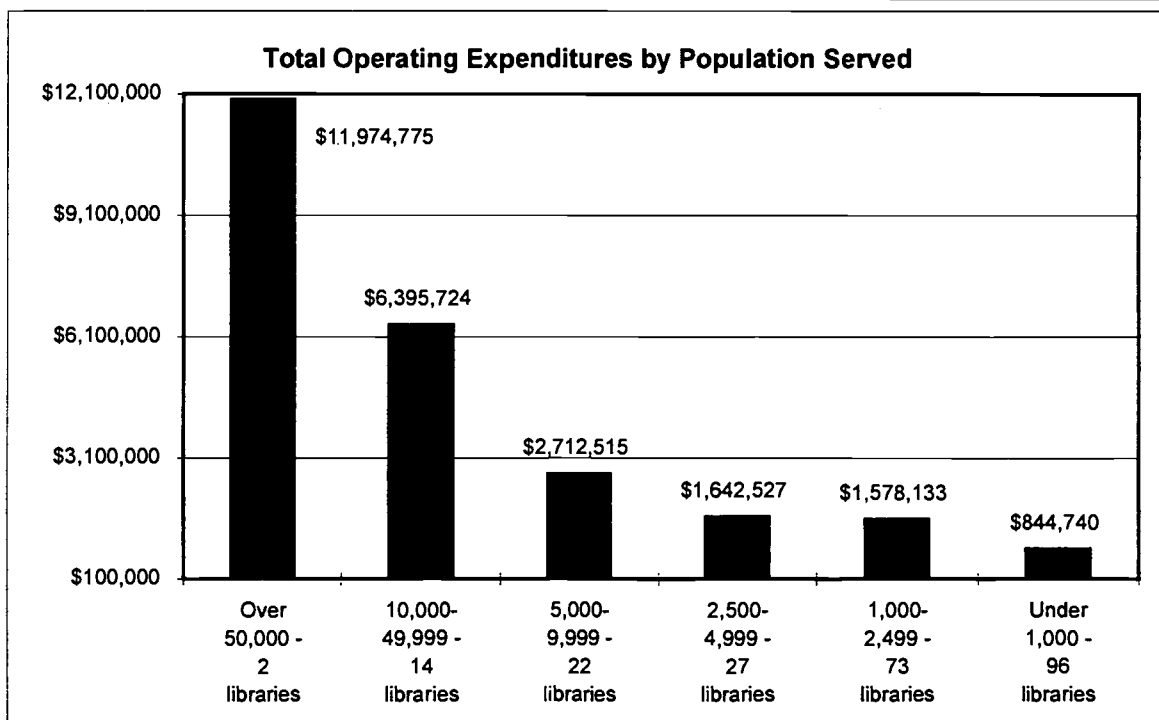
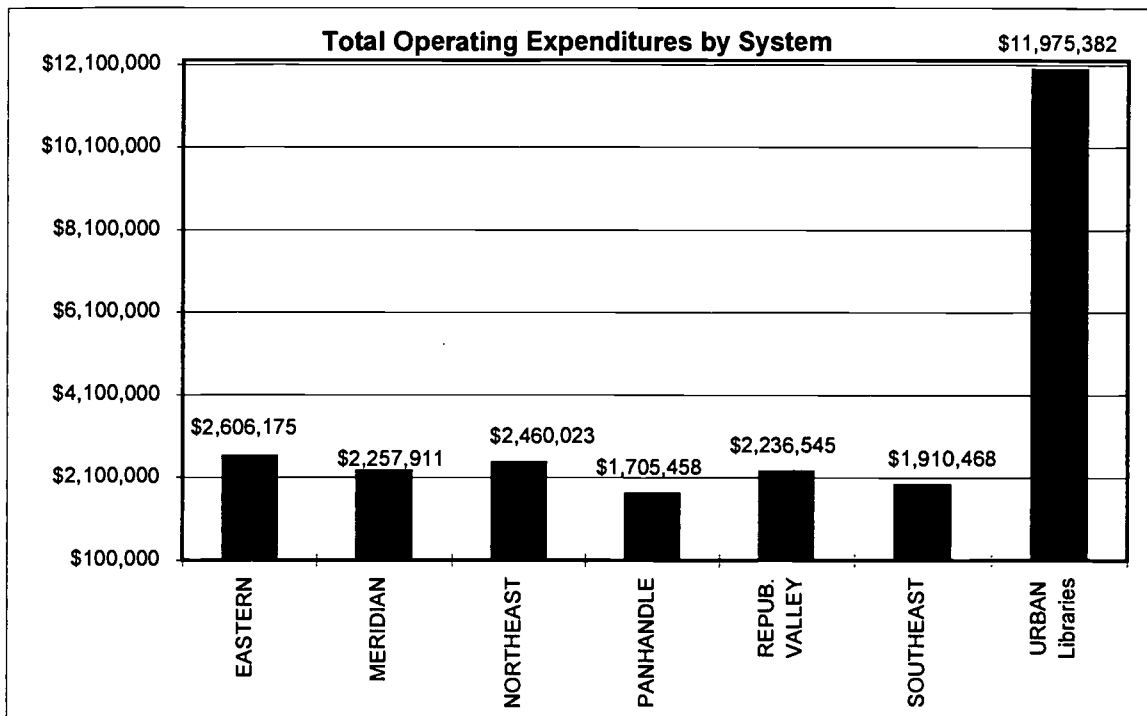
GRAND-TOTAL:		\$26,316,721	\$18.92	\$314,158	\$186,661	\$26,875,350	\$19.32
---------------------	--	---------------------	----------------	------------------	------------------	---------------------	----------------

Operating and Capital Expenditures



Materials Added to the Collection





PUBLIC LIBRARY PROFILE / FISCAL 1994-1995 STATISTICAL DATA

OPERATING EXPENDITURES

LIBRARY NAME	County	Library Personnel	% Total Exp.	Materials	% Total Expend.	Other Operating Expend.	% of Total Exp.	Total Operating Expend.	Operating Expend's Per Capita	Capital Expend.
EASTERN LIBRARY SYSTEM										
Arlington PL	Washington	\$4,605	44.0%	\$3,641	34.8%	\$2,222	21.2%	\$10,468	\$4.30	
Ashland PL	Saunders	\$19,437	53.5%	\$7,817	21.5%	\$9,084	25.0%	\$36,338	\$7.69	
HR Jordan Memor (Bancroft)	Cuming	\$4,883	33.6%	\$4,118	28.3%	\$5,537	38.1%	\$14,538	\$16.48	
Karlen Memorial (Beemer)	Cuming	\$8,847	50.9%	\$3,721	21.4%	\$4,812	27.7%	\$17,380	\$14.50	\$1,244
Bellevue PL	Sarpy	\$399,566	62.6%	\$109,436	17.2%	\$128,948	20.2%	\$637,950	\$15.46	
Bennington PL	Douglas	\$13,526	57.0%	\$5,486	23.1%	\$4,698	19.8%	\$23,710	\$22.52	\$1,000
Blair PL	Washington	\$93,523	61.8%	\$33,414	22.1%	\$24,515	16.2%	\$151,452	\$22.08	
Ceresco Commun	Saunders	\$5,980	62.9%	\$1,798	18.9%	\$1,727	18.2%	\$9,505	\$11.52	
John Rogers Me (Dodge)	Dodge	\$7,677	50.2%	\$1,993	13.0%	\$5,631	36.8%	\$15,301	\$22.08	
Eikhorn PL	Douglas	\$34,571	69.1%	\$9,114	18.2%	\$6,346	12.7%	\$50,031	\$10.77	
Keene Memorial (Fremont)	Dodge	\$337,630	66.3%	\$87,509	17.2%	\$83,853	16.5%	\$508,992	\$21.49	\$22,603
Gretna PL	Sarpy	\$30,136	60.8%	\$8,693	17.5%	\$10,718	21.6%	\$49,547	\$22.03	\$1,055
Hooper PL	Dodge	\$6,583	48.3%	\$5,156	37.8%	\$1,897	13.9%	\$13,636	\$16.04	
LaVista PL	Sarpy	\$116,184	62.0%	\$36,746	19.6%	\$34,591	18.4%	\$187,521	\$17.36	
Lyons PL	Burt	\$7,303	55.3%	\$4,227	32.0%	\$1,672	12.7%	\$13,202	\$6.27	
Mead PL	Saunders	\$4,527	54.3%	\$1,057	12.7%	\$2,757	33.1%	\$8,341	\$7.35	
North Bend PL	Dodge	\$14,309	58.6%	\$3,981	16.3%	\$6,137	25.1%	\$24,427	\$19.56	
Oakland PL	Burt	\$6,695	41.2%	\$4,700	28.9%	\$4,841	29.8%	\$16,236	\$12.69	\$2,225
Papillion PL	Sarpy	\$179,292	57.8%	\$60,340	19.4%	\$70,819	22.8%	\$310,451	\$22.56	\$97,348
Ralston PL	Douglas	\$106,817	60.4%	\$26,629	15.1%	\$43,324	24.5%	\$176,770	\$22.83	\$17,000
Scribner PL	Dodge	\$11,608	37.4%	\$4,498	14.5%	\$14,965	48.2%	\$31,071	\$32.71	
Springfield PL	Sarpy	\$18,783	71.3%	\$5,064	19.2%	\$2,493	9.5%	\$26,340	\$18.47	
Carnegie PL (Tekamah)	Burt	\$24,000	64.5%	\$7,098	19.1%	\$6,083	16.4%	\$37,181	\$10.91	\$1,250
Valley PL	Douglas	\$12,360	45.1%	\$5,823	21.3%	\$9,212	33.6%	\$27,395	\$12.71	\$363
Valparaiso PL	Saunders	\$2,013	39.2%	\$356	6.9%	\$2,765	53.9%	\$5,134	\$4.82	
Wahoo PL	Saunders	\$39,515	65.0%	\$16,700	27.5%	\$4,550	7.5%	\$60,765	\$7.46	\$20,340
Waterloo PL	Douglas	\$5,100	58.4%	\$1,482	17.0%	\$2,150	24.6%	\$8,732	\$15.21	
John A Stahl (West Point)	Cuming	\$52,900	55.9%	\$15,500	16.4%	\$26,300	27.8%	\$94,700	\$16.33	\$7,000
Wisner PL	Cuming	\$15,998	52.9%	\$5,743	19.0%	\$8,483	28.1%	\$30,224	\$13.52	
Yutan PL	Saunders	\$3,445	39.0%	\$2,291	25.9%	\$3,101	35.1%	\$8,837	\$6.38	
SYSTEM TOTALS		\$1,587,813	60.9%	\$484,131	18.6%	\$534,231	20.5%	\$2,606,175	\$16.64	\$171,428

PUBLIC LIBRARY PROFILE / FISCAL 1994-1995 STATISTICAL DATA

LIBRARY MATERIALS

LIBRARY NAME	County	Books	Periodicals	Video Cassette	Other A/V	Other Materials	Total Materials	Collection	
								Materials Added	Materials Withdrawn

EASTERN LIBRARY SYSTEM

Arlington PL	Washington	7,423	16	225	113		7,777	495	214
Ashland PL	Saunders	14,038	66	10	240		14,354	958	1,852
HR Jordan Memorial (Bancroft)	Cuming	5,765	23	176	51	51	6,066	437	427
Karlen Memorial (Beemer)	Cuming	6,789	26	59	100	419	7,393	584	325
Bellevue PL	Sarpy	123,542	210	1,545	2,503	140	127,940	7,234	6,728
Bennington PL	Douglas	13,124	26	14	70	22	13,256	1,795	480
Blair PL	Washington	31,207	137	750	149	197	32,440	1,497	937
Ceresco Community	Saunders	6,449	22		5	16	6,492	463	1,145
John Rogers Memori (Dodge)	Dodge	10,050	25	40		25	10,140	406	151
Elkhorn PL	Douglas	15,706	61	43	459	20	16,289	3,623	3,397
Keene Memorial (Fremont)	Dodge	74,602	242	613	2,584	1,264	79,305	4,316	2,187
Gretna PL	Sarpy	12,516	52	254	170	294	13,286	1,249	453
Hooper PL	Dodge	9,588	44	52	15	4	9,703	482	164
LaVista PL	Sarpy	23,146	93	518	473		24,230	2,930	1,895
Lyons PL	Burt	6,722	12	178	71	39	7,022	956	423
Mead PL	Saunders	5,215	3	5			5,223	694	605
North Bend PL	Dodge	7,781	11	98	33	1	7,924	768	233
Oakland PL	Burt	4,377	46	87	59		4,569	626	287
Papillion PL	Sarpy	32,544	103	628	249	691	34,215	2,918	273
Ralston PL	Douglas	29,339	91	10	922	266	30,628	2,386	1,410
Scribner PL	Dodge	7,512	40	33	26	428	8,039	n/a	n/a
Springfield PL	Sarpy	16,631	21	82	25	112	16,871	751	532
Carnegie PL (Tekamah)	Burt	12,719	50	32	274	293	13,368	873	581
Valley PL	Douglas	8,543	14	114	220	8	8,899	1,070	1,309
Valparaiso PL	Saunders	5,674	3	14			5,691	194	40
Wahoo PL	Saunders	28,909	78	242	274	72	29,575	2,027	1,128
Waterloo PL	Douglas	8,174		1	37		8,212	1,111	717
John A Stahl (West Point)	Cuming	26,360	76	150	264		26,850	3,829	1,521
Wisner PL	Cuming	8,020	26	216	45		8,307	536	64
Yutan PL	Saunders	7,703					7,703	307	26
SYSTEM TOTALS		570,168	1,617	6,189	9,431	4,362	591,767	45,515	29,504

PUBLIC LIBRARY PROFILE / FISCAL 1994-1995 STATISTICAL DATA

OPERATING EXPENDITURES

LIBRARY NAME	County	Library Personnel	% Total Exp.	Materials	% Total Expend.	Other Operating Expend.	% of Total Exp.	Total Operating Expend.	Operating Expend's Per Capita	Capital Expend.
MERIDIAN LIBRARY SYSTEM										
Ainsworth PL	Brown	\$36,545	61.2%	\$13,744	23.0%	\$9,425	15.8%	\$59,714	\$16.33	
Ansley Twnshp	Custer	\$1,337	32.7%	\$916	22.4%	\$1,841	45.0%	\$4,094	\$4.09	
Arcadia Twnshp	Valley	\$2,842	38.6%	\$1,323	18.0%	\$3,199	43.4%	\$7,364	\$13.89	
Finch Memorial (Arnold)	Custer	\$7,343	57.3%	\$2,317	18.1%	\$3,156	24.6%	\$12,816	\$13.92	
Rock County PL (Bassett)	Rock	\$18,987	56.6%	\$5,632	16.8%	\$8,920	26.6%	\$33,539	\$16.61	
Broken Bow PL	Custer	\$54,037	63.8%	\$15,348	18.1%	\$15,348	18.1%	\$84,733	\$22.43	\$20,476
Garfield County (Burwell)	Garfield	\$13,440	46.3%	\$8,000	27.5%	\$7,600	26.2%	\$29,040	\$13.56	
Nigel Sprouse Me (Callaway)	Custer	\$6,426	57.8%	\$1,735	15.6%	\$2,956	26.6%	\$11,117	\$11.43	
Cozad PL	Dawson	\$59,953	55.5%	\$20,610	19.1%	\$27,512	25.5%	\$108,075	\$26.87	
Elm Creek PL	Buffalo	\$2,782	52.6%	\$1,286	24.3%	\$1,216	23.0%	\$5,284	\$6.20	
Farnam PL	Dawson		0.0%	\$730	74.2%	\$254	25.8%	\$984	\$5.23	
Gibbon PL	Buffalo	\$18,371	55.4%	\$5,893	17.8%	\$8,871	26.8%	\$33,135	\$21.73	
Gothenburg PL	Dawson	\$73,254	71.8%	\$14,000	13.7%	\$14,836	14.5%	\$102,090	\$30.50	
Edith Abbott Mem (Grand Island)	Hall	\$473,582	69.3%	\$97,181	14.2%	\$112,922	16.5%	\$683,685	\$14.38	
Kearney PL & Info	Buffalo	\$387,260	62.6%	\$67,187	10.9%	\$164,007	26.5%	\$618,454	\$19.03	\$25,031
Lexington PL	Dawson	\$90,531	68.7%	\$24,175	18.3%	\$17,102	13.0%	\$131,808	\$15.43	\$5,354
Litchfield PL	Sherman	\$2,020	60.4%	\$203	6.1%	\$1,123	33.6%	\$3,346	\$5.64	
Loup City	Sherman							\$0	\$0.00	
Sunshine Twnshp (Mason City)	Custer	\$1,332	41.2%	\$993	30.7%	\$909	28.1%	\$3,234	\$10.85	
Brenizer PL (Merna)	Custer	\$4,867	45.9%	\$2,225	21.0%	\$3,523	33.2%	\$10,615	\$15.61	
Hooker County (Mullen)	Hooker	\$9,650	50.8%	\$4,300	22.6%	\$5,050	26.6%	\$19,000	\$23.96	
North Loup Twns	Valley	\$2,449	29.0%	\$1,458	17.3%	\$4,532	53.7%	\$8,439	\$15.66	
Ord Twnshp	Valley	\$37,455	51.4%	\$14,143	19.4%	\$21,224	29.1%	\$72,822	\$25.30	
Ravenna PL	Buffalo	\$8,729	41.9%	\$5,298	25.4%	\$6,823	32.7%	\$20,850	\$14.17	
Sargent Twnshp	Custer	\$4,499	38.0%	\$3,428	28.9%	\$3,926	33.1%	\$11,853	\$12.87	\$450
Shelton PL	Buffalo	\$6,734	43.2%	\$3,964	25.4%	\$4,892	31.4%	\$15,590	\$12.41	\$450
St. Paul PL	Howard	\$22,898	54.4%	\$6,801	16.2%	\$12,370	29.4%	\$42,069	\$20.94	
Taylor PL	Loup	\$2,988	39.8%	\$1,843	24.5%	\$2,684	35.7%	\$7,515	\$11.00	
Valentine PL	Cherry	\$57,814	56.7%	\$13,145	12.9%	\$30,990	30.4%	\$101,949	\$16.16	\$1,406
Wolbach PL	Greeley	\$650	45.9%	\$539	38.1%	\$227	16.0%	\$1,416	\$5.06	
Maltman PL (Wood River)	Hall	\$5,907	44.5%	\$3,457	26.0%	\$3,917	29.5%	\$13,281	\$9.53	\$160
SYSTEM TOTALS		\$1,414,682	62.7%	\$341,874	15.1%	\$501,355	22.2%	\$2,257,911	\$16.50	\$53,327

PUBLIC LIBRARY PROFILE / FISCAL 1994-1995 STATISTICAL DATA

LIBRARY MATERIALS

LIBRARY NAME	County	Books	Periodicals	Video Cassette	Other A/V	Other Materials	Total Materials	Collection Materials Added	Collection Materials Withdrawn
MERIDIAN LIBRARY SYSTEM									
Ainsworth PL	Brown	19,381	84	214	550	401	20,630	1,054	1,237
Ansley Twnshp	Custer	8,843	10	346	36	270	9,505	188	56
Arcadia Twnshp	Valley	4,202	15			43	4,260	496	553
Finch Memorial (Arnold)	Custer	10,312	32	217	191	421	11,173	487	630
Rock County PL (Bassett)	Rock	18,318	21	76	233	1,441	20,089	897	944
Broken Bow PL	Custer	25,585	125	262	46	3,655	29,673	1,338	2,632
Garfield County (Burwell)	Garfield	15,271	54	167	264	29	15,785	732	
Nigel Sprouse Mem. (Callaway)	Custer	10,867	30	91	312	466	11,766	441	399
Cozad PL	Dawson	22,549	65	296	230	47	23,187	1,407	2,550
Elm Creek PL	Buffalo	10,260	45	10	8	7	10,330	196	67
Farnam PL	Dawson	8,970	31	16	90	10	9,117	452	349
Gibbon PL	Buffalo	7,957	63	386	59	196	8,661	626	316
Gothenburg PL	Dawson	18,514	82	225	156	1,777	20,754	1,074	1,379
Edith Abbott Memori (Grand Island)	Hall	89,746	198	231	1,680	1,759	93,614	9,557	3,156
Kearney PL & Info Ct	Buffalo	64,453	189	687	1,662	60	67,051	26,369	40,667
Lexington PL	Dawson	24,272	81	501	436	308	25,598	2,834	3,688
Litchfield PL	Sherman	5,365	4	37	95	13	5,514	119	82
Loup City	Sherman	14,579					14,579		
Sunshine Twnshp (Mason City)	Custer	5,072	4	14	234	14	5,338	153	117
Brenizer PL (Merna)	Custer	13,308	34	22	240	51	13,655	1,514	643
Hooker County (Mullen)	Hooker	16,025	22	112	278	22	16,459	303	725
North Loup Twnshp	Valley	5,200	12	0	0	17	5,229	300	300
Ord Twnshp	Valley	16,745	79	65	197	513	17,599	1,510	1,061
Ravenna PL	Buffalo	8,415	57	0	0	0	8,472	752	720
Sargent Twnshp	Custer	6,523	21	99	18	514	7,175	352	1,121
Shelton PL	Buffalo	8,498	30	134		65	8,727	260	191
St. Paul PL	Howard	13,514	81	15	64	99	13,773	866	3,430
Taylor PL	Loup	5,149	3	0	0	0	5,152	188	73
Valentine PL	Cherry	26,689	53	30	240		27,012	1,428	1,514
Wolbach PL	Greeley	2,920	3	2	41		2,966	70	23
Maltman PL (Wood River)	Hall	10,966	32	80	92		11,170	459	35
SYSTEM TOTALS		518,468	1,560	4,335	7,452	12,198	544,013	56,422	68,658

PUBLIC LIBRARY PROFILE / FISCAL 1994-1995 STATISTICAL DATA

OPERATING EXPENDITURES

LIBRARY NAME	County	Library Personnel	% Total Exp.	Materials	% Total Expend.	Other Operating Expend.	% of Total Exp.	Total Operating Expend.	Operating Expend's Per Capita	Capital Expend.
NORTHEAST LIBRARY SYSTEM										
Albion PL	Boone	\$14,400	42.7%	\$10,500	31.1%	\$8,833	26.2%	\$33,733	\$9.59	\$3,100
Springbank Twns (Allen)	Dixon	\$1,101	79.9%	\$277	20.1%		0.0%	\$1,378	\$2.56	
Atkinson Twnshp	Holt	\$12,030	41.9%	\$8,619	30.0%	\$8,083	28.1%	\$28,732	\$9.39	
Battle Creek PL	Madison	\$24,302	74.3%	\$4,331	13.2%	\$4,073	12.5%	\$32,706	\$32.80	\$3,772
Bloomfield	Knox	\$8,349	42.5%	\$6,313	32.1%	\$5,001	25.4%	\$19,663	\$8.42	\$5,698
Brunswick PL	Antelope	\$3,315	52.2%	\$1,343	21.2%	\$1,688	26.6%	\$6,346	\$19.06	
Carrol PL	Wayne	\$416	51.0%	\$100	12.3%	\$300	36.8%	\$816	\$3.44	
Cedar Rapids PL	Boone	\$4,005	41.3%	\$2,198	22.6%	\$3,502	36.1%	\$9,705	\$12.07	\$41,949
Central City PL	Merrick	\$52,935	55.7%	\$18,594	19.6%	\$23,430	24.7%	\$94,959	\$33.11	\$119
Clarksville Twnsh (Clarks)	Merrick	\$4,343	58.4%	\$577	7.8%	\$2,513	33.8%	\$7,433	\$9.92	\$998
Clarkson Memori	Colfax	\$6,701	31.9%	\$7,010	33.3%	\$7,309	34.8%	\$21,020	\$19.13	
Columbus PL	Platte	\$295,004	71.7%	\$52,930	12.9%	\$63,525	15.4%	\$411,459	\$14.32	
Creighton PL	Knox	\$10,014	50.3%	\$5,559	27.9%	\$4,322	21.7%	\$19,895	\$8.22	
Eastern Twnshp (Crofton)	Knox	\$4,550	36.4%	\$3,847	30.7%	\$4,120	32.9%	\$12,517	\$15.59	
Dakota City PL	Dakota	\$7,688	45.3%	\$3,682	21.7%	\$5,595	33.0%	\$16,965	\$11.54	\$149
David City PL	Butler	\$37,770	67.4%	\$10,881	19.4%	\$7,399	13.2%	\$56,050	\$22.22	
Dwight Communit	Butler	\$1,020	47.2%		0.0%	\$1,140	52.8%	\$2,160	\$3.60	
Elgin PL	Antelope	\$7,632	45.1%	\$2,754	16.3%	\$6,518	38.6%	\$16,904	\$12.63	
Emerson PL	Dixon	\$9,578	53.8%	\$4,273	24.0%	\$3,945	22.2%	\$17,796	\$22.50	\$10,480
Ewing PL	Holt	\$1,754	70.0%		0.0%	\$750	30.0%	\$2,504	\$2.51	
Fullerton PL	Nance	\$8,069	30.3%	\$10,118	38.0%	\$8,409	31.6%	\$26,596	\$18.32	
Genoa PL	Nance	\$5,704	49.5%	\$3,232	28.1%	\$2,585	22.4%	\$11,521	\$6.31	
Hartington PL	Cedar	\$33,540	59.7%	\$11,749	20.9%	\$10,875	19.4%	\$56,164	\$8.84	\$3,000
Howells PL	Colfax	\$4,549	30.3%	\$6,434	42.9%	\$4,029	26.8%	\$15,012	\$15.52	
Humphrey PL	Platte	\$15,923	55.2%	\$8,403	29.1%	\$4,533	15.7%	\$28,859	\$38.95	
Leigh PL	Colfax	\$3,114	48.4%	\$1,545	24.0%	\$1,778	27.6%	\$6,437	\$9.16	
Madison PL	Madison	\$17,096	53.0%	\$10,695	33.2%	\$4,460	13.8%	\$32,251	\$15.11	
Meadow Grove P	Madison	\$3,425	47.2%	\$1,572	21.7%	\$2,258	31.1%	\$7,255	\$21.85	\$128
Neligh PL	Antelope	\$23,091	56.4%	\$8,409	20.5%	\$9,421	23.0%	\$40,921	\$12.83	
Newman Grove P	Madison	\$11,925	52.1%	\$6,889	30.1%	\$4,087	17.8%	\$22,901	\$29.10	
Niobrara PL	Knox	\$6,658	40.1%	\$4,333	26.1%	\$5,613	33.8%	\$16,604	\$20.68	
Norfolk PL	Madison	\$445,803	69.2%	\$88,667	13.8%	\$109,497	17.0%	\$643,967	\$29.99	\$19,900
Grattan Twnshp (O'Neill)	Holt	\$33,111	60.7%	\$6,098	11.2%	\$15,304	28.1%	\$54,513	\$11.13	
Oakdale PL	Antelope	\$3,966	46.6%	\$3,453	40.5%	\$1,098	12.9%	\$8,517	\$12.85	
Orchard PL	Antelope	\$7,634	49.5%	\$4,420	28.7%	\$3,372	21.9%	\$15,426	\$19.19	
Osceola PL	Polk	\$7,328	40.1%	\$4,628	25.3%	\$6,311	34.5%	\$18,267	\$15.82	
Osmond PL	Pierce	\$4,500	28.7%	\$6,784	43.3%	\$4,376	27.9%	\$15,660	\$9.62	
House Memorial (Pender)	Thurston	\$29,204	66.0%	\$8,128	18.4%	\$6,902	15.6%	\$44,234	\$36.62	
Petersburg PL	Boone	\$1,020	32.1%	\$513	16.2%	\$1,641	51.7%	\$3,174	\$4.46	
Pierce PL	Pierce	\$12,400	43.8%	\$7,965	28.2%	\$7,915	28.0%	\$28,280	\$8.33	
Pillar PL Carnegi	Stanton	\$4,028	41.6%	\$2,130	22.0%	\$3,530	36.4%	\$9,688	\$8.21	\$7,259
	Pierce	\$13,320	35.5%	\$10,026	26.7%	\$14,207	37.8%	\$37,553	\$13.40	\$540

PUBLIC LIBRARY PROFILE / FISCAL 1994-1995 STATISTICAL DATA

LIBRARY MATERIALS

LIBRARY NAME	County	Books	Periodicals	Video Cassette	Other A/V	Other Materials	Total Materials	Collection	
								Materials Added	Materials Withdrawn
NORTHEAST LIBRARY SYSTEM									
Albion PL	Boone	17,726	33	16	127		17,902	1,033	743
Springbank Twnshp (Allen)	Dixon	10,691	30	45	80		10,846	560	240
Atkinson Twnshp	Holt	18,291	37	204	303	365	19,200	952	2,447
Battle Creek PL	Madison	11,859	61	137	169	44	12,270	1,369	1,289
Bloomfield	Knox	8,648	60	247	119	193	9,267	1,409	348
Brunswick PL	Antelope	2,805	27	90	16		2,938	319	97
Carrol PL	Wayne	3,000	6				3,006		
Cedar Rapids PL	Boone	9,696	9	37	101	798	10,641	569	308
Central City PL	Merrick	25,754	75	507	841	335	27,512	2,877	722
Clarksville Twnshp P (Clarks)	Merrick	4,771	20	11	33	24	4,859	201	64
Clarkson Memorial	Colfax	7,963	36	214	37	44	8,294	516	368
Columbus PL	Platte	74,764	194	2,444	2,664		80,066		
Creighton PL	Knox	10,009	52	179	580	8	10,828	741	662
Eastern Twnshp (Crofton)	Knox	6,349	26	32	23	13	6,443	780	449
Dakota City PL	Dakota	6,273	19		58	28	6,378	335	267
David City PL	Butler	20,521	70	279	162	972	22,004	2,654	2,335
Dwight Community	Butler	4,582	11				4,593	194	0
Elgin PL	Antelope	18,313	11	45	32	39	18,440	120	205
Emerson PL	Dixon	10,626	30	38	111	137	10,942	926	809
Ewing PL	Holt	4,888		53			4,941		
Fullerton PL	Nance	12,904	47	343	127	28	13,449	656	207
Genoa PL	Nance	8,361	20	216			8,597	364	342
Hartington PL	Cedar	18,690	51	322		64	19,127	884	949
Howells PL	Colfax	6,952	73	151	49		7,225	331	249
Humphrey PL	Platte	10,705	59	112	32	96	11,004	645	548
Leigh PL	Colfax	4,452	16	116			4,584	n/a	n/a
Madison PL	Madison	16,231	60	108	129	38	16,566	1,684	19,726
Meadow Grove PL	Madison	5,301	25	216	66		5,608	537	196
Neligh PL	Antelope	13,015	59	237	120	34	13,465	965	530
Newman Grove PL	Madison	11,905	37	72	92	3	12,109	481	229
Niobrara PL	Knox	8,146	12	200	12	280	8,650	479	236
Norfolk PL	Madison	77,114	236	1,276	3,549	3,393	85,568	10,337	7,220
Grattan Twnshp (O'Neill)	Holt	18,583	74	12	778	103	19,550	1,496	1,120
Oakdale PL	Antelope	4,409	41	39	145	351	4,985	423	228
Orchard PL	Antelope	12,578	16	201	178	169	13,142	635	999
Osceola PL	Polk	9,627	26	555	134	49	10,391	389	1,003
Osmond PL	Pierce	13,078	36	150	91		13,355	1,863	713
House Memorial (Pender)	Thurston	12,939	59	440	172	150	13,760		
Petersburg PL	Boone	5,371	34	15	125	420	5,965		
Pierce PL	Pierce	9,035	50	123	24		9,232	819	194
Pilger PL	Stanton	5,991	11	67		71	6,140	863	524
Plainview Carnegie	Pierce	17,682	78	221	97	22	18,100	2,204	1,824

PUBLIC LIBRARY PROFILE / FISCAL 1994-1995 STATISTICAL DATA

OPERATING EXPENDITURES

LIBRARY NAME	County	Library Personnel	% Total Exp.	Materials	% Total Expend.	Other Operating Expend.	% of Total Exp.	Total Operating Expend.	Operating Expend's Per Capita	Capital Expend.
Polk PL	Polk	\$5,215	46.8%	\$2,677	24.0%	\$3,261	29.2%	\$11,153	\$10.65	
Ponca PL	Dixon	\$5,706	24.7%	\$5,614	24.3%	\$11,737	50.9%	\$23,057	\$24.82	
Randolph PL	Cedar	\$12,825	59.5%	\$3,844	17.8%	\$4,883	22.7%	\$21,552	\$5.70	
Rising City Comm	Butler	\$1,289	51.7%	\$435	17.4%	\$771	30.9%	\$2,495	\$4.70	
Schuyler PL	Colfax	\$50,332	54.7%	\$20,373	22.1%	\$21,315	23.2%	\$92,020	\$14.45	
Shelby PL	Polk	\$5,813	57.7%	\$1,156	11.5%	\$3,104	30.8%	\$10,073	\$8.12	
South Sioux City	Dakota	\$52,498	57.4%	\$23,153	25.3%	\$15,822	17.3%	\$91,473	\$9.45	\$864
Spencer Twnshp	Boyd							\$0	\$0.00	
St. Edward PL	Boone	\$4,421	34.0%	\$2,933	22.6%	\$5,636	43.4%	\$12,990	\$8.61	
Stanton PL	Stanton	\$17,099	49.8%	\$7,650	22.3%	\$9,555	27.9%	\$34,304	\$6.77	\$5,325
Stromsburg PL	Polk	\$18,304	58.8%	\$8,145	26.2%	\$4,659	15.0%	\$31,108	\$13.94	
Stuart Twnshp	Holt	\$3,061	29.0%	\$4,946	46.8%	\$2,558	24.2%	\$10,565	\$9.99	\$731
Tilden PL	Antelope	\$9,617	45.9%	\$8,161	38.9%	\$3,191	15.2%	\$20,969	\$12.80	\$1,969
Ulysses Twnshp	Butler	\$4,857	51.8%	\$1,430	15.3%	\$3,089	32.9%	\$9,376	\$21.31	
Verdigre PL	Knox	\$6,479	55.2%	\$2,655	22.6%	\$2,594	22.1%	\$11,728	\$9.77	\$9,874
Graves PL	Dixon	\$10,494	40.3%	\$8,903	34.2%	\$6,633	25.5%	\$26,030	\$22.69	
(Wakefield)										
Lincoln Twnshp	Knox	\$4,518	26.2%	\$6,883	40.0%	\$5,824	33.8%	\$17,225	\$14.56	\$1,982
(Wausa)										
Wayne PL	Wayne	\$43,752	63.6%	\$14,970	21.8%	\$10,071	14.6%	\$68,793	\$13.38	
Winside PL	Wayne	\$4,745	55.4%	\$2,803	32.7%	\$1,023	11.9%	\$8,571	\$19.75	
SYSTEM TOTALS		\$1,463,340	59.5%	\$486,710	19.8%	\$509,973	20.7%	\$2,460,023	\$15.30	\$117,837

PUBLIC LIBRARY PROFILE / FISCAL 1994-1995 STATISTICAL DATA

LIBRARY MATERIALS

LIBRARY NAME	County	Books	Periodicals	Video Cassette	Other AV	Other Materials	Total Materials	Collection Materials Added	Collection Materials Withdrawn
Polk PL	Polk	6,401	30	14	157	21	6,623	479	230
Ponca PL	Dixon	8,481	50	110	32	999	9,672	825	292
Randolph PL	Cedar	15,701	59	137	76	770	16,743		
Rising City Commun	Butler	3,092	5	133	14		3,244	127	206
Schuyler PL	Colfax	19,436	85	614	594	479	21,208	1,244	434
Shelby PL	Polk	6,048	17	196	102	25	6,388	354	437
South Sioux City PL	Dakota	21,596	84	156	530	27	22,393	1,635	726
Spencer Twnshp	Boyd	6,333					6,333		
St. Edward PL	Boone	10,247	12	133	145	0	10,537	309	333
Stanton PL	Stanton	11,439	37	291	104	584	12,455	817	435
Stromsburg PL	Polk	20,403	72	374	1,194	322	22,365	638	726
Stuart Townshp	Holt	5,700	29	70			5,799		
Tilden PL	Antelope	12,492	57	370	53	347	13,319	729	218
Ulysses Twnshp	Butter	7,848	39	96	48	4	8,035		
Verdigre PL	Knox	10,737	39	62	9	68	10,915	545	370
Graves PL	Dixon	10,450	50	226	568	0	11,294	1,176	726
(Wakefield)									
Lincoln Twnshp	Knox	10,138	62	731	189	0	11,120	840	648
(Wausa)									
Wayne PL	Wayne	19,799	101	471	289	193	20,853	1,255	2,514
Winside PL	Wayne	6,536	18	239	65	79	6,937	454	271
SYSTEM TOTALS		793,475	2,773	14,193	15,545	12,189	838,175	53,037	56,956

PUBLIC LIBRARY PROFILE / FISCAL 1994-1995 STATISTICAL DATA

OPERATING EXPENDITURES

LIBRARY NAME	County	Library Personnel	% Total Exp.	Materials	% Total Expend.	Other Operating Expend.	% of Total Exp.	Total Operating Expend.	Operating Expend's Per Capita	Capital Expend.
PANHANDLE LIBRARY SYSTEM										
Slagle Memorial (Alliance)	Box Butte	\$115,019	67.4%	\$24,529	14.4%	\$31,164	18.3%	\$170,712	\$17.48	
Arthur County	Arthur	\$1,981	53.0%	\$1,497	40.1%	\$258	6.9%	\$3,736	\$8.09	
Bayard PL	Morrill	\$22,771	43.5%	\$13,992	26.8%	\$15,540	29.7%	\$52,303	\$43.73	
Bridgeport PL	Morrill	\$12,603	42.4%	\$8,492	28.6%	\$8,626	29.0%	\$29,721	\$18.80	\$700
Broadwater PL	Morrill	\$1,531	34.5%	\$694	15.6%	\$2,211	49.8%	\$4,436	\$27.73	
Chadron PL	Dawes	\$94,975	63.3%	\$22,232	14.8%	\$32,931	21.9%	\$150,138	\$26.87	\$615
Chappell Memoria	Deuel	\$9,565	42.6%	\$3,028	13.5%	\$9,880	44.0%	\$22,473	\$22.96	\$1,844
Crawford PL	Dawes	\$12,832	53.3%	\$5,286	22.0%	\$5,964	24.8%	\$24,082	\$21.60	\$1,904
Gering PL	Scotts Bluff	\$110,100	65.7%	\$34,220	20.4%	\$23,376	13.9%	\$167,696	\$21.10	\$15,000
Gordon City	Sheridan	\$27,335	63.3%	\$7,172	16.6%	\$8,684	20.1%	\$43,191	\$12.86	
Cravath Memorial (Hay Springs)	Sheridan	\$5,564	70.3%	\$625	7.9%	\$1,730	21.8%	\$7,919	\$11.43	
Hemingford PL	Box Butte	\$6,110	65.6%	\$889	9.5%	\$2,316	24.9%	\$9,315	\$9.77	
Grant County (Hyannis)	Grant	\$9,059	59.4%	\$3,426	22.5%	\$2,755	18.1%	\$15,240	\$19.82	
Kimball PL	Kimball	\$41,131	63.4%	\$11,043	17.0%	\$12,746	19.6%	\$64,920	\$25.22	\$8,190
Lewellen PL	Garden							\$0	\$0.00	
Nancy Fawcett M (Lodgepole)	Cheyenne	\$4,992	51.5%	\$1,263	13.0%	\$3,443	35.5%	\$9,698	\$18.65	
Lyman PL	Scotts Bluff	\$5,000	54.6%	\$1,700	18.6%	\$2,450	26.8%	\$9,150	\$20.24	
Minatare PL	Scotts Bluff							\$0	\$0.00	
Mitchell PL	Scotts Bluff	\$19,606	58.9%	\$8,563	25.7%	\$5,131	15.4%	\$33,300	\$19.10	
Morrill PL	Scotts Bluff	\$6,906	59.9%	\$1,970	17.1%	\$2,645	23.0%	\$11,521	\$11.83	
Goodall City (Ogallala)	Keith	\$85,929	65.5%	\$22,269	17.0%	\$22,942	17.5%	\$131,140	\$16.88	\$1,666
Oshkosh PL	Garden	\$10,856	54.5%	\$3,203	16.1%	\$5,870	29.5%	\$19,929	\$20.21	
Paxton PL	Keith	\$2,391	49.4%	\$1,167	24.1%	\$1,279	26.4%	\$4,837	\$5.92	
Potter PL	Cheyenne	\$2,742	49.6%	\$1,199	21.7%	\$1,586	28.7%	\$5,527	\$14.24	\$2,203
Rushville PL	Sheridan	\$13,088	52.5%	\$6,043	24.2%	\$5,811	23.3%	\$24,942	\$11.88	
Scottsbluff PL	Scotts Bluff	\$262,967	58.2%	\$75,471	16.7%	\$113,139	25.1%	\$451,577	\$32.94	\$9,582
Sidney PL	Cheyenne	\$150,201	63.1%	\$45,003	18.9%	\$42,751	18.0%	\$237,955	\$28.24	
SYSTEM TOTALS		\$1,035,254	60.7%	\$304,976	17.9%	\$365,228	21.4%	\$1,705,458	\$22.40	\$41,704

PUBLIC LIBRARY PROFILE / FISCAL 1994-1995 STATISTICAL DATA

LIBRARY MATERIALS

LIBRARY NAME	County	Books	Periodicals	Video Cassette	Other A/V	Other Materials	Total Materials	Collection	
								Materials Added	Materials Withdrawn

PANHANDLE LIBRARY SYSTEM

Slagle Memorial (Alliance)	Box Butte	35,538	130	60	2,567	255	38,550	2,243	1,325
Arthur County	Arthur	6,866	1		91		6,958	215	17
Bayard PL	Morrill	12,712	68	173	162	52	13,167	817	1,036
Bridgeport PL	Morrill	14,918	39	218	155	469	15,799	601	247
Broadwater PL	Morrill	4,307	6	19	16		4,348	275	75
Chadron PL	Dawes	24,565	70	487	708	138	25,968	1,954	1,611
Chappell Memorial L	Deuel	10,412	26	15	358	16	10,827	286	428
Crawford PL	Dawes	14,055	32	98	90		14,275	1,112	1,060
Gering PL	Scotts Bluff	29,647	133	1,189	811	1,980	33,760	1,870	1,875
Gordon City	Sheridan	10,055	56	189	297	116	10,713	959	503
Cravath Memorial (Hay Springs)	Sheridan	9,880	0	59	35	15	9,989	120	50
Hemingford PL	Box Butte	5,554	17	80	121	170	5,942	11,047	586
Grant County (Hyannis)	Grant	7,848	49		123	1	8,021	350	255
Kimball PL	Kimball	25,693	43	98	148	181	26,163	797	437
Lewellen PL	Garden	4,800					4,800		
Nancy Fawcett Mem (Lodgepole)	Cheyenne	5,348	16	213	404	68	6,049	358	196
Lyman PL	Scotts Bluff	5,084	233	28	63	0	5,408	423	394
Minatare PL	Scotts Bluff	6,802					6,802		
Mitchell PL	Scotts Bluff	13,761	28	392	141	59	14,381	1,103	889
Morrill PL	Scotts Bluff	10,350	12				10,362	200	950
Goodall City (Ogallala)	Keith	25,342	73	531	583	154	26,683	1,707	1,441
Oshkosh PL	Garden	5,799	32	80	22	40	5,973	413	130
Paxton PL	Keith	9,114	13	0	0	0	9,127	135	11
Potter PL	Cheyenne	10,899	20	8	56	0	10,983	115	60
Rushville PL	Sheridan	8,225	36	26	129	20	8,436	554	486
Scottsbluff PL	Scotts Bluff	58,152	220	1,591	2,115	34,756	96,834	5,722	3,154
Sidney PL	Cheyenne	34,823	133	77	2,674	1,193	38,900	2,810	984
SYSTEM TOTALS		410,549	1,486	5,631	11,869	39,683	469,218	36,186	18,200

PUBLIC LIBRARY PROFILE / FISCAL 1994-1995 STATISTICAL DATA

OPERATING EXPENDITURES

LIBRARY NAME	County	Library Personnel	% Total Exp.	Materials	% Total Expend.	Other Operating Expend.	% of Total Exp.	Total Operating Expend.	Operating Expend's Per Capita	Capital Expend.
REPUBLICAN VALLEY LIBRARY SYSTEM										
Hoesch Memorial (Alma)	Harlan	\$14,600	55.9%	\$3,600	13.8%	\$7,915	30.3%	\$26,115	\$21.30	
Arapahoe PL	Furnas	\$22,000	60.9%	\$10,790	29.9%	\$3,332	9.2%	\$36,122	\$36.09	
Axtell PL	Kearney	\$3,543	57.9%	\$1,518	24.8%	\$1,058	17.3%	\$6,119	\$5.04	
Bartley PL	Red Willow	\$3,200	53.3%	\$482	8.0%	\$2,318	38.6%	\$6,000	\$17.70	
Beaver City PL	Furnas	\$7,757	41.3%	\$4,604	24.5%	\$6,399	34.1%	\$18,760	\$26.53	\$162
Benkelman Wmns	Dundy		0.0%	\$1,765	91.6%	\$162	8.4%	\$1,927	\$1.62	
Blue Hill PL	Webster	\$5,975	50.2%	\$3,039	25.5%	\$2,885	24.2%	\$11,899	\$14.69	\$2,500
Butler Memorial (Cambridge)	Furnas	\$13,258	48.2%	\$7,332	26.7%	\$6,895	25.1%	\$27,485	\$24.83	
Clay Center PL	Clay	\$11,850	53.5%	\$6,650	30.0%	\$3,640	16.4%	\$22,140	\$13.61	\$107
Culbertson PL	Hitchcock	\$3,253	49.1%	\$2,000	30.2%	\$1,375	20.7%	\$6,628	\$5.02	
Klyte Burt Memor (Curtis)	Frontier	\$8,158	52.8%	\$3,474	22.5%	\$3,817	24.7%	\$15,449	\$7.83	
Elwood PL	Gosper	\$9,672	59.1%	\$4,860	29.7%	\$1,824	11.2%	\$16,356	\$8.48	
Fairfield PL	Clay	\$4,093	55.5%	\$954	12.9%	\$2,326	31.5%	\$7,373	\$8.17	
Franklin PL	Franklin	\$15,000	47.4%	\$10,385	32.8%	\$6,265	19.8%	\$31,650	\$28.46	
Hastings Memoria (Grant)	Perkins	\$5,412	41.7%	\$4,360	33.6%	\$3,208	24.7%	\$12,980	\$10.48	\$2,731
Auld-Doudna PL (Guide Rock)	Webster	\$1,486	38.4%	\$545	14.1%	\$1,840	47.5%	\$3,871	\$4.66	
Harvard PL	Clay	\$8,448	51.8%	\$3,303	20.3%	\$4,556	27.9%	\$16,307	\$16.71	
Hastings PL	Adams	\$401,682	66.5%	\$108,094	17.9%	\$94,414	15.6%	\$604,190	\$20.39	
Hildreth PL	Franklin	\$5,520	69.3%	\$2,200	27.6%	\$250	3.1%	\$7,970	\$21.90	
PL Library Syste (Holdrege)	Phelps	\$218,642	67.7%	\$37,176	11.5%	\$67,133	20.8%	\$322,951	\$22.19	\$86,395
Imperial PL	Chase	\$39,790	52.6%	\$16,906	22.4%	\$18,914	25.0%	\$75,610	\$23.04	\$2,892
Indianola PL	Red Willow	\$3,624	45.7%	\$1,225	15.4%	\$3,086	38.9%	\$7,935	\$9.21	
McCook PL	Red Willow	\$130,695	65.8%	\$34,117	17.2%	\$33,762	17.0%	\$198,574	\$24.48	
Jensen Memorial (Minden)	Kearney	\$57,082	59.7%	\$20,190	21.1%	\$18,369	19.2%	\$95,641	\$34.79	\$4,342
North Platte PL	Lincoln	\$248,991	52.3%	\$102,223	21.5%	\$125,312	26.3%	\$476,526	\$15.33	\$30,156
Cordelia B Presto (Orleans)	Harlan	\$9,477	59.6%	\$2,616	16.5%	\$3,796	23.9%	\$15,889	\$27.88	\$1,854
Oxford PL	Furnas	\$6,227	42.3%	\$3,777	25.6%	\$4,733	32.1%	\$14,737	\$15.53	
Palisade PL	Hitchcock	\$1,407	30.0%	\$780	16.6%	\$2,509	53.4%	\$4,696	\$12.33	
Auld PL (Red Cloud)	Webster	\$8,745	47.4%	\$2,866	15.5%	\$6,822	37.0%	\$18,433	\$15.31	\$2,054
Logan County (Stapleton)	Logan	\$4,341	71.4%	\$1,332	21.9%	\$406	6.7%	\$6,079	\$6.92	
Stratton PL	Hitchcock	\$4,337	65.3%	\$2,000	30.1%	\$300	4.5%	\$6,637	\$15.54	

PUBLIC LIBRARY PROFILE / FISCAL 1994-1995 STATISTICAL DATA

LIBRARY MATERIALS

LIBRARY NAME	County	Books	Periodicals	Video Cassette	Other A/V	Other Materials	Total Materials	Collection Materials Added	Materials Withdrawn
REPUBLICAN VALLEY LIBRARY SYSTEM									
Hoesch Memorial (Alma)	Harlan	10,756	34	192	91	7	11,080	1,840	1,436
Arapahoe PL	Furnas	14,715		1,165			15,880	1,522	515
Axtell PL	Kearney	7,543	25	28	12		7,608	260	143
Bartley PL	Red Willow	5,508	16	215	8	12	5,759	393	146
Beaver City PL	Furnas	14,647	20	82	84	183	15,016	523	1,024
Benkelman Wmns Cl	Dundy	10,542					10,542	291	176
Blue Hill PL	Webster	6,041	23		263	126	6,453	348	186
Butler Memorial (Cambridge)	Furnas	11,718	22	535	261	173	12,709	797	414
Clay Center PL	Clay	11,791	70	848	356	161	13,226	1,911	891
Culbertson PL	Hitchcock	9,893	15	105	274		10,287	273	137
Klyte Burt Memorial (Curtis)	Frontier	13,874	40	351	297	428	14,990	606	706
Elwood PL	Gosper	20,177	24	154	25	49	20,429	1,069	2,368
Fairfield PL	Clay	7,613	32	255		283	8,183	79	0
Franklin PL	Franklin	12,317	31	438	111	57	12,954	943	484
Hastings Memorial (Grant)	Perkins	16,239	8	52	156		16,455	405	378
Auld-Doudna PL (Guide Rock)	Webster	9,627	108	41	102	197	10,075	399	224
Harvard PL	Clay	6,128	33	1	272	83	6,517	313	388
Hastings PL	Adams	120,409	259	1,080	4,544	130	126,422		
Hildreth PL	Franklin	6,813	7	71	60	45	6,996	831	779
PL Library System (Holdrege)	Phelps	56,942	134	1,496	3,068	582	62,222	4,336	300
Imperial PL	Chase	31,831	59	424	269		32,583		
Indianola PL	Red Willow	6,482	11	0	0	0	6,493	193	50
McCook PL	Red Willow	55,277	110	1,566	3,241	0	60,194	2,520	1,168
Jensen Memorial (Minden)	Kearney	19,282	68	711	325	140	20,526	1,494	823
North Platte PL	Lincoln	106,192	190	622	4,485	769	112,258		
Cordelia B Preston (Orleans)	Harlan	11,785	24	148	225	22	12,204	955	1,263
Oxford PL	Furnas	13,202	24	425	118	94	13,863	595	1,080
Palisade PL	Hitchcock	8,177	2	0	0	0	8,179	575	0
Auld PL (Red Cloud)	Webster	8,425	28	215	421	0	9,089	332	1,097
Logan County (Stapleton)	Logan	7,403	15	0	171	0	7,589		
Stratton PL	Hitchcock	8,155	1	218	31	0	8,405	287	0

PUBLIC LIBRARY PROFILE / FISCAL 1994-1995 STATISTICAL DATA

OPERATING EXPENDITURES

LIBRARY NAME	County	Library Personnel	% Total Exp.	Materials	% Total Expend.	Other Operating Expend.	% of Total Exp.	Total Operating Expend.	Operating Expend's Per Capita	Capital Expend.
Superior Carnegi	Nuckolls	\$25,839	63.3%	\$8,980	22.0%	\$6,001	14.7%	\$40,820	\$17.03	\$10,214
Sutherland PL	Lincoln	\$16,159	67.4%	\$5,574	23.2%	\$2,242	9.4%	\$23,975	\$16.90	
Sutton Memorial	Clay	\$11,352	44.4%	\$5,034	19.7%	\$9,198	36.0%	\$25,584	\$18.91	
Trenton PL	Hitchcock	\$5,274	51.5%	\$3,111	30.4%	\$1,857	18.1%	\$10,242	\$9.40	\$1,020
Wauneta PL	Chase	\$3,401	43.7%	\$2,200	28.3%	\$2,177	28.0%	\$7,778	\$7.07	\$1,094
Wilcox PL	Kearney	\$1,578	89.4%	\$112	6.3%	\$75	4.2%	\$1,765	\$4.64	
Wilsonville PL	Furnas	\$1,974	59.2%	\$901	27.0%	\$457	13.7%	\$3,332	\$24.50	
SYSTEM TOTALS		\$1,343,842	60.1%	\$431,075	19.3%	\$461,628	20.6%	\$2,236,545	\$18.27	\$145,521

PUBLIC LIBRARY PROFILE / FISCAL 1994-1995 STATISTICAL DATA

LIBRARY MATERIALS

LIBRARY NAME	County	Books	Periodicals	Video Cassette	Other A/V	Other Materials	Total Materials	Collection	
								Materials Added	Materials Withdrawn
Superior Carnegie P	Nuckolls	18,032	42	430	831	340	19,675	1,555	2,340
Sutherland PL	Lincoln	8,832	4	14	0	0	8,850	697	87
Sutton Memorial	Clay	16,270	29	169	340	36	16,844	1,519	1,661
Trenton PL	Hitchcock	8,392	19	0	0	0	8,411		
Wauneta PL	Chase	8,078	0	10	0	0	8,088	722	175
Wilcox PL	Kearney	3,841	0	0	0	0	3,841	40	14
Wilsonville PL	Furnas	6,903	19	11	43	38	7,014	271	243
SYSTEM TOTALS		719,852	1,546	12,072	20,484	3,955	757,909	28,894	20,696

PUBLIC LIBRARY PROFILE / FISCAL 1994-1995 STATISTICAL DATA

OPERATING EXPENDITURES

LIBRARY NAME	County	Library Personnel	% Total Exp.	Materials	% Total Expend.	Other Operating Expend.	% of Total Exp.	Total Operating Expend.	Operating Expend's Per Capita	Capital Expend.
SOUTHEAST LIBRARY SYSTEM										
Adams PL	Gage							\$0	\$0.00	
Tucker Memorial (Alexandria)	Thayer							\$0	\$0.00	
Auburn PL	Nemaha	\$48,478	63.4%	\$10,898	14.3%	\$17,074	22.3%	\$76,450	\$9.58	\$603
Alice M Farr (Aurora)	Hamilton	\$53,788	50.5%	\$20,358	19.1%	\$32,328	30.4%	\$106,474	\$12.01	\$2,690
Beatrice PL	Gage	\$172,680	44.4%	\$75,966	19.5%	\$140,568	36.1%	\$389,214	\$19.95	
Beaver Crsg Com	Seward		0.0%		0.0%		0.0%	\$0	\$0.00	
Bruning PL	Thayer	\$600	14.5%	\$3,500	84.6%	\$35	0.8%	\$4,135	\$12.45	
Byron PL	Thayer	\$1,516	37.6%	\$889	22.0%	\$1,629	40.4%	\$4,034	\$28.81	
Carleton PL	Thayer		#DIV/0!		#DIV/0!		#DIV/0!	\$0	\$0.00	
Cook PL	Johnson	\$3,248	64.4%	\$1,400	27.8%	\$392	7.8%	\$5,040	\$15.14	
Crete PL	Saline	\$117,175	77.8%	\$20,098	13.3%	\$13,312	8.8%	\$150,585	\$31.11	\$15,000
Daykin PL	Jefferson	\$650	40.6%	\$355	22.2%	\$597	37.3%	\$1,602	\$8.52	
DeWitt PL	Saline	\$3,896	39.7%		0.0%	\$5,926	60.3%	\$9,822	\$16.42	
Deshler PL	Thayer	\$7,267	53.2%	\$2,872	21.0%	\$3,524	25.8%	\$13,663	\$15.32	
Dorchester PL	Saline	\$1,136	56.3%	\$815	40.4%	\$68	3.4%	\$2,019	\$3.29	
Elmwood PL	Cass	\$5,972	64.3%	\$875	9.4%	\$2,445	26.3%	\$9,292	\$15.91	
Exeter PL	Fillmore	\$8,586	65.1%	\$3,100	23.5%	\$1,506	11.4%	\$13,192	\$19.96	\$581
Fairbury PL	Jefferson	\$58,058	67.6%	\$16,244	18.9%	\$11,549	13.5%	\$85,851	\$19.80	
Fairmont PL	Fillmore	\$8,502	56.5%	\$3,093	20.6%	\$3,448	22.9%	\$15,043	\$21.25	\$1,182
Lydia Bruun Woo (Falls City)	Richardson	\$73,857	65.2%	\$15,157	13.4%	\$24,337	21.5%	\$113,351	\$23.77	
Gilbert PL (Friend)	Saline	\$7,341	53.9%	\$2,831	20.8%	\$3,440	25.3%	\$13,612	\$12.25	
Geneva PL	Fillmore	\$22,393	47.6%	\$14,062	29.9%	\$10,636	22.6%	\$47,091	\$16.32	
Greenwood PL	Cass	\$6,014	67.9%	\$1,581	17.9%	\$1,262	14.2%	\$8,857	\$16.68	\$1,850
Gresham PL	York		#DIV/0!		#DIV/0!		#DIV/0!	\$0	\$0.00	
Bruun Memorial (Humboldt)	Richardson	\$12,681	62.9%	\$3,169	15.7%	\$4,312	21.4%	\$20,162	\$20.10	
Louisville PL	Cass	\$7,595	51.2%	\$4,722	31.8%	\$2,512	16.9%	\$14,829	\$14.86	\$743
McCool Junction	York		#DIV/0!		#DIV/0!		#DIV/0!	\$0	\$0.00	
Webermeier Mem (Milford)	Seward	\$18,030	46.9%	\$6,000	15.6%	\$14,450	37.6%	\$38,480	\$20.40	\$270
Milligan PL	Fillmore	\$789	27.6%	\$0	0.0%	\$2,068	72.4%	\$2,857	\$8.71	
Morton-James PL (Nebraska City)	Otoe	\$124,403	65.7%	\$26,306	13.9%	\$38,544	20.4%	\$189,253	\$28.91	\$6,175
Carnegie PL (Pawnee City)	Pawnee	\$18,776	67.8%	\$5,110	18.4%	\$3,822	13.8%	\$27,708	\$27.49	
Plattsmouth PL	Cass	\$69,330	69.5%	\$15,035	15.1%	\$15,427	15.5%	\$99,792	\$15.02	\$51,917
Seward PL	Seward	\$72,120	58.1%	\$27,807	22.4%	\$24,206	19.5%	\$124,133	\$22.03	
Virgil Biegert PL (Shickley)	Fillmore	\$6,211	36.1%	\$2,615	15.2%	\$8,370	48.7%	\$17,196	\$47.77	
Shubert Lib. & Mu	Richardson							\$0	\$0.00	
Syracuse PL	Otoe	\$11,710	61.6%	\$3,860	20.3%	\$3,440	18.1%	\$19,010	\$6.84	
Table Rock PL	Pawnee	\$1,987	65.5%	\$503	16.6%	\$543	17.9%	\$3,033	\$9.85	
Sh PL	Johnson	\$8,973	37.7%	\$11,273	47.4%	\$3,561	15.0%	\$23,807	\$13.99	

PUBLIC LIBRARY PROFILE / FISCAL 1994-1995 STATISTICAL DATA

LIBRARY MATERIALS

LIBRARY NAME	County	Books	Periodicals	Video Cassette	Other AV	Other Materials	Total Materials	Collection Materials Added	Collection Materials Withdrawn
--------------	--------	-------	-------------	----------------	----------	-----------------	-----------------	----------------------------	--------------------------------

SOUTHEAST LIBRARY SYSTEM

Adams PL	Gage	7,726					7,726		
Tucker Memorial	Thayer	3,797					3,797		
(Alexandria)									
Auburn PL	Nemaha	16,268	70	368	203	311	17,220	1,334	971
Alice M Farr	Hamilton	40,463	143	893	426	170	42,095	1,704	2,112
(Aurora)									
Beatrice PL	Gage	69,867	148	878	1,181	383	72,457	6,554	1,553
Beaver Crsg Comm.	Seward						0		
Bruning PL	Thayer	4,262		5	1		4,268	864	0
Byron PL	Thayer	8,937		83	249		9,269	498	29
Carleton PL	Thayer	930					930		
Cook PL	Johnson	4,047	18	23	12	0	4,100	128	200
Crete PL	Saline	21,816	119	1,599	0	0	23,534	1,541	629
Daykin PL	Jefferson	3,481	6	4			3,491		
DeWitt PL	Saline	8,079	6	0	155	7	8,247	213	92
Deshler PL	Thayer	12,675	20	0	80	460	13,235	525	173
Dorchester PL	Saline	6,354	0	91	32	0	6,477	276	81
Elmwood PL	Cass	11,445	20	64	256	22	11,807	523	567
Exeter PL	Fillmore	13,316	12	214	59		13,601	336	472
Fairbury PL	Jefferson	23,653	81	38	584	770	25,126	861	196
Fairmont PL	Fillmore	7,991	41	281	199	207	8,719	545	334
Lydia Bruun Woods	Richardson	29,122	111	660	568	102	30,563	1,240	621
(Falls City)									
Gilbert PL	Saline	10,803	39	35	404	40	11,321	534	494
(Friend)									
Geneva PL	Fillmore	16,969	49	886	599	132	18,635	1,093	563
Greenwood PL	Cass	6,198	22	252	117	0	6,589	337	275
Gresham PL	York	7,406					7,406		
Bruun Memorial	Richardson	17,337	45	463	653	229	18,727	1,784	1,811
(Humboldt)									
Louisville PL	Cass	10,859	8	211	180	128	11,386	547	341
McCool Junction PL	York	3,711					3,711		
Webermeier Memori	Seward	20,027	54	226	653	948	21,908	1,061	525
(Milford)									
Milligan PL	Fillmore	3,756	56	59	4	0	3,875	55	0
Morton-James PL	Otoe	34,769	89	525	1,180	180	36,743	3,145	1,390
(Nebraska City)									
Carnegie PL	Pawnee	11,001	30	374	284	229	11,918	497	372
(Pawnee City)									
Plattsmouth PL	Cass	40,607	79	315	479	645	42,125	1,952	633
Seward PL	Seward	23,919	104	1,441	1,068	2,591	29,123	2,916	3,125
Virgil Biegert PL	Fillmore	8,205	60	94	47		8,406	980	552
(Shickley)									
Shubert Lib. & Muse	Richardson	6,634	36	60	0	0	6,730	163	35
Syracuse PL	Otoe	13,528	14	156	176	0	13,874	653	89
Table Rock PL	Pawnee	4,964	14	46	0	0	5,024	20	8
ecumseh PL	Johnson	9,893	32	561	99	89	10,674	432	458

PUBLIC LIBRARY PROFILE / FISCAL 1994-1995 STATISTICAL DATA

OPERATING EXPENDITURES

LIBRARY NAME	County	Library Personnel	% Total Exp.	Materials	% Total Expend.	Other Operating Expend.	% of Total Exp.	Total Operating Expend.	Operating Expend's Per Capita	Capital Expend.
Tobias PL	Saline	\$354	48.0%	\$275	37.3%	\$108	14.7%	\$737	\$5.80	
Verdon PL	Richardson							\$0	\$0.00	
Weeping Water P	Cass	\$7,886	46.1%	\$6,607	38.6%	\$2,626	15.3%	\$17,119	\$16.98	
Struckman-Baatz (Western)	Saline	\$5,820	59.5%	\$1,400	14.3%	\$2,560	26.2%	\$9,780	\$37.05	\$1,447
Dvoracek Memori (Wilber)	Saline	\$38,541	64.5%	\$9,026	15.1%	\$12,212	20.4%	\$59,779	\$39.15	
Wymore PL	Gage	\$14,893	60.3%	\$5,203	21.1%	\$4,585	18.6%	\$24,681	\$15.32	
Kilgore Memorial (York)	York	\$89,151	59.9%	\$19,747	13.3%	\$39,887	26.8%	\$148,785	\$10.64	
SYSTEM TOTALS		\$1,110,407	58.1%	\$342,752	17.9%	\$457,309	23.9%	\$1,910,468	\$17.35	\$82,458

PUBLIC LIBRARY PROFILE / FISCAL 1994-1995 STATISTICAL DATA

LIBRARY MATERIALS

LIBRARY NAME	County	Books	Periodicals	Video Cassette	Other A/V	Other Materials	Total Materials	Collection Materials Added	Collection Materials Withdrawn
Tobias PL	Saline	3,412	20	16	7	0	3,455	12	0
Verdon PL	Richardson						0		
Weeping Water PL	Cass	15,023	10	0	0	50	15,083	1,123	856
Struckman-Baatz Me (Western)	Saline	5,350	0	0	12	0	5,362	433	550
Dvoracek Memorial (Wilber)	Saline	15,450	29	98	116	521	16,214	1,581	1,206
Wymore PL	Gage	10,368	44	141	29	460	11,042	546	6
Kilgore Memorial (York)	York	45,865	100	995	270	923	48,153	2,306	1,956
SYSTEM TOTALS		640,283	1,729	12,155	10,382	9,597	674,146	39,312	23,275

PUBLIC LIBRARY PROFILE / FISCAL 1994-1995 STATISTICAL DATA

OPERATING EXPENDITURES

LIBRARY NAME	County	Library Personnel	% Total Exp.	Materials	% Total Expend.	Other Operating Expend.	% of Total Exp.	Total Operating Expend.	Operating Expend's Per Capita	Capital Expend.
--------------	--------	-------------------	--------------	-----------	-----------------	-------------------------	-----------------	-------------------------	-------------------------------	-----------------

URBAN LIBRARIES

Lincoln	Lancaster	\$2,914,044	63.2%	\$766,686	16.6%	\$927,343	20.1%	\$4,608,073	\$21.57	\$69,726
Omaha	Douglas	\$3,945,578	53.6%	\$1,378,723	18.7%	\$2,043,008	27.7%	\$7,367,309	\$17.79	\$1,135,474

URBAN TOTALS		\$6,859,622	57.3%	\$2,145,409	17.9%	\$2,970,351	24.8%	\$11,975,382	\$19.08	\$1,205,200
---------------------	--	--------------------	--------------	--------------------	--------------	--------------------	--------------	---------------------	----------------	--------------------

SYSTEM / STATE

EASTERN		\$1,587,813	60.9%	\$484,131	18.6%	\$534,231	20.5%	\$2,606,175	\$16.64	\$171,428
MERIDIAN		\$1,414,682	62.7%	\$341,874	15.1%	\$501,355	22.2%	\$2,257,911	\$16.50	\$53,327
NORTHEAST		\$1,463,340	59.5%	\$486,710	19.8%	\$509,973	20.7%	\$2,460,023	\$15.30	\$117,837
PANHANDLE		\$1,035,254	60.7%	\$304,976	17.9%	\$365,228	21.4%	\$1,705,458	\$22.40	\$41,704
REPUB. VALLEY		\$1,343,842	60.1%	\$431,075	19.3%	\$461,628	20.6%	\$2,236,545	\$18.27	\$145,521
SOUTHEAST		\$1,110,407	58.1%	\$342,752	17.9%	\$457,309	23.9%	\$1,910,468	\$17.35	\$82,458
URBAN Libraries		\$6,859,622	57.3%	\$2,145,409	17.9%	\$2,970,351	24.8%	\$11,975,382	\$19.08	\$1,205,200

GRAND-TOTAL:		\$14,814,960	58.9%	\$4,536,927	18.0%	\$5,800,075	23.1%	\$25,151,962	\$18.09	\$1,817,475
---------------------	--	---------------------	--------------	--------------------	--------------	--------------------	--------------	---------------------	----------------	--------------------

PUBLIC LIBRARY PROFILE / FISCAL 1994-1995 STATISTICAL DATA

LIBRARY MATERIALS

LIBRARY NAME	County	Books	Periodicals	Video Cassette	Other AV	Other Materials	Total Materials	Collection Materials Added	Collection Materials Withdrawn
--------------	--------	-------	-------------	----------------	----------	-----------------	-----------------	----------------------------	--------------------------------

URBAN LIBRARIES

Lincoln	Lancaster	568,485	1,929	6,846	21,472	158,055	756,787	83,898	68,617
Omaha	Douglas	722,187	2,304	12,367	20,565	757,462	1,514,885	111,788	82,793

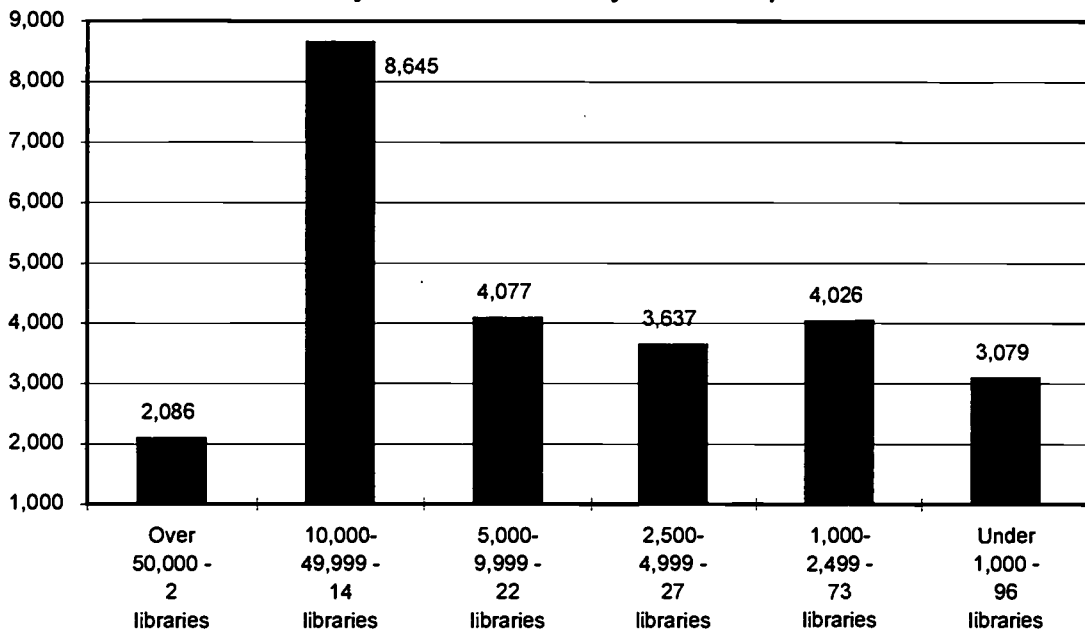
URBAN TOTALS		568,485	1,929	6,846	21,472	158,055	756,787	83,898	68,617
--------------	--	---------	-------	-------	--------	---------	---------	--------	--------

SYSTEM / STATE

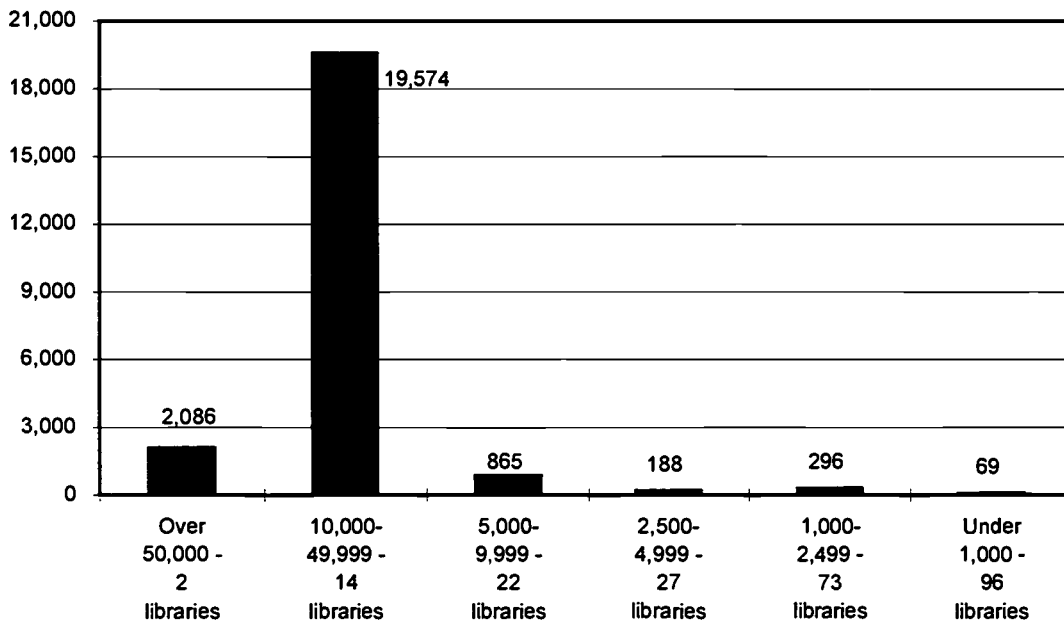
EASTERN		570,168	1,617	6,189	9,431	4,362	591,767	45,515	29,504
MERIDIAN		518,468	1,560	4,335	7,452	12,198	544,013	56,422	68,658
NORTHEAST		793,475	2,773	14,193	15,545	12,189	838,175	53,037	56,956
PANHANDLE		410,549	1,486	5,631	11,869	39,683	469,218	36,186	18,200
REPUBLIC VALLEY		719,852	1,546	12,072	20,484	3,955	757,909	28,894	20,696
SOUTHEAST		640,283	1,729	12,155	10,382	9,597	674,146	39,312	23,275
URBAN Libraries		1,290,672	4,233	19,213	42,037	915,517	2,271,672	195,686	151,410

GRAND-TOTAL:		4,943,467	14,944	73,788	117,200	997,501	6,146,900	455,052	368,699
--------------	--	-----------	--------	--------	---------	---------	-----------	---------	---------

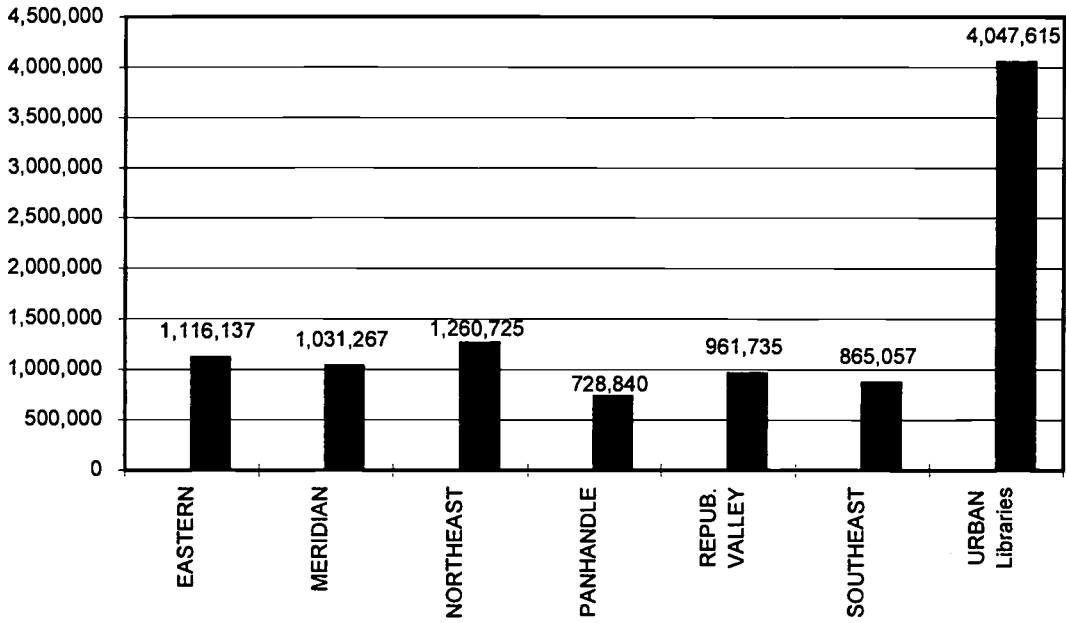
Interlibrary Loans Borrowed/by Service Population



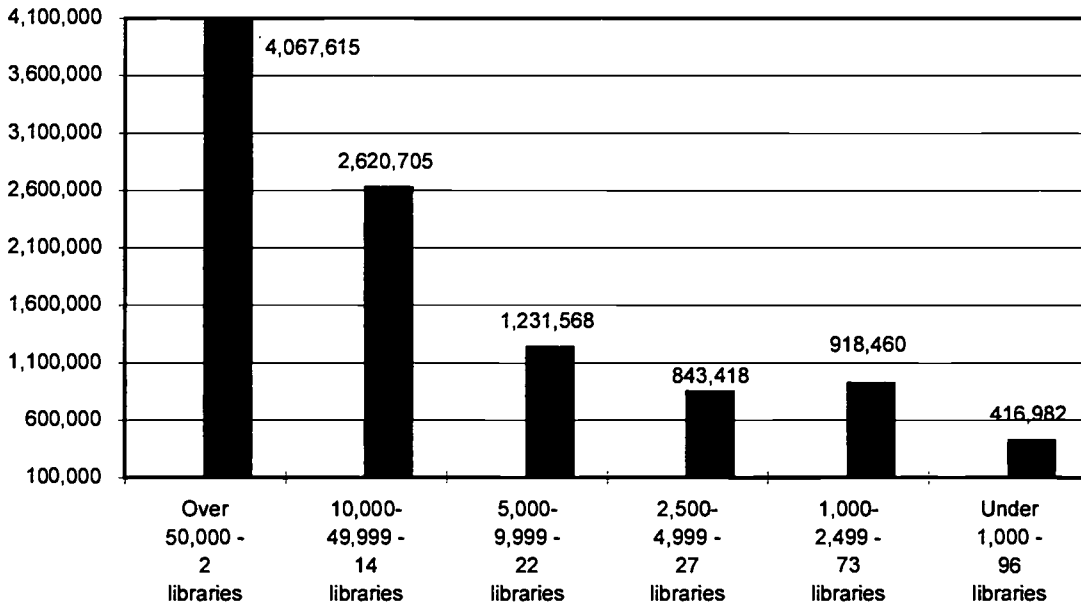
Interlibrary Loans Loaned/by Service Population



Total Circulation by System



Total Circulation/by Service Population



PUBLIC LIBRARY PROFILE / FISCAL 1994-1995 STATISTICAL DATA

LIBRARY CIRCULATION

LIBRARY NAME	County	Adult Circulation	Percent Total	Children Circulation	Percent Total	Total Circulation	Circulation		Interlibrary Loans	
							Per Capita	Per Item	Items Borrowed	Items Loaned
EASTERN LIBRARY SYSTEM										
Arlington PL	Washington	4,327	56.1%	3,382	43.9%	7,709	3	1	7	0
Ashland PL	Saunders	6,336	39.5%	9,709	60.5%	16,045	3	1	297	0
HR Jordan Memorial (Bancroft)	Cuming	2,251	37.7%	3,719	62.3%	5,970	7	1	7	0
Karlen Memorial (Beemer)	Cuming	3,912	30.0%	9,127	70.0%	13,039	11	2	60	0
Bellevue PL	Sarpy	150,405	52.0%	138,695	48.0%	289,100	7	2	1,077	4,824
Bennington PL	Douglas	5,299	36.4%	9,246	63.6%	14,545	14	1	25	
Blair PL	Washington		0.0%		0.0%	65,953	10	2	35	5
Ceresco Community	Saunders		0.0%		0.0%	8,088	10	1	11	0
John Rogers Memori (Dodge)	Dodge	1,356	25.2%	4,030	74.8%	5,386			100	
Elkhorn PL	Douglas	16,007	36.2%	28,252	63.8%	44,259	10	3	63	
Keene Memorial (Fremont)	Dodge	109,703	61.6%	68,386	38.4%	178,089	8	2	445	643
Gretna PL	Sarpy	10,635	43.1%	14,036	56.9%	24,671	11	2	29	
Hooper PL	Dodge	3,851	35.5%	7,001	64.5%	10,852	13	1	28	5
LaVista PL	Sarpy	27,887	41.1%	39,959	58.9%	67,846	6	3	93	71
Lyons PL	Burt	3,344	46.8%	3,795	53.2%	7,139	3	1	31	
Mead PL	Saunders	512	20.3%	2,006	79.7%	2,518	2	0	3	
North Bend PL	Dodge	4,157	33.5%	8,243	66.5%	12,400	10	2	28	
Oakland PL	Burt					67,715	53		72	0
Papillion PL	Sarpy	43,499	42.5%	58,894	57.5%	102,393	7	3	620	221
Ralston PL	Douglas	33,849	49.5%	34,499	50.5%	68,348	9	2	48	
Scribner PL	Dodge						0	0	148	
Springfield PL	Sarpy	4,451	43.1%	5,882	56.9%	10,333	7	1	36	
Carnegie PL (Tekamah)	Burt	11,299	52.5%	10,221	47.5%	21,520	6	2	71	
Valley PL	Douglas	2,339	54.2%	1,978	45.8%	4,317	2	0	19	
Valparaiso PL	Saunders	1,645	36.2%	2,893	63.8%	4,538	4	1	2	
Wahoo PL	Saunders	24,200	57.3%	18,042	42.7%	42,242	5	1	50	
Waterloo PL	Douglas	1,538	867.0%	867	36.0%	2,405	4	0	0	0
John A Stall (West Point)	Cuming					0	0	0	156	72
Wisner PL	Cuming	5,472	37.8%	8,997	62.2%	14,469	6	2	51	
Yutan PL	Saunders	1,191	28.0%	3,057	72.0%	4,248	3	1	2	
SYSTEM TOTALS		479,465	43.0%	494,916	44.3%	1,116,137	7	2	3,614	5,841

PUBLIC LIBRARY PROFILE / FISCAL 1994-1995 STATISTICAL DATA

OUTPUT MEASURES FOR SERVICE, FEES

LIBRARY NAME	County	Per Typical Week		Children's Programs		Adult Programs		Non-Resident Fee Charged	
		Attend. in Library	Ref.Transactions	Total Number	Average Attend.	Total Number	Average Attend.	Individual	Family

EASTERN LIBRARY SYSTEM

Arlington PL	Washington	174	56	8	25	0	0		
Ashland PL	Saunders	156	23	32	8				
HR Jordan Memorial (Bancroft)	Cuming	18	9	11	10	0	0		
Karlen Memorial (Beemer)	Cuming	69	10	22	24				
Bellevue PL	Sarpy	5,501	350	179	33	522	10	\$5.00	\$25.00
Bennington PL	Douglas	185	17	30	22	1	15		
Blair PL	Washington	775	60	21	34	1	15		\$20.00
Ceresco Community	Saunders	74	10	32	36				
John Rogers Memori (Dodge)	Dodge	100	75	2	32				
Elkhorn PL	Douglas			134	15				
Keene Memorial (Fremont)	Dodge	2,394	228	254	20	2	16	\$20.00	
Gretna PL	Sarpy	337	32	46	15	1	25		\$20.00
Hooper PL	Dodge	185	28	24	20	2	8		
LaVista PL	Sarpy	942	92	142	68	1	267		\$15.00
Lyons PL	Burt	97	11	16	10	2	75		
Mead PL	Saunders			39	38				
North Bend PL	Dodge	76	15	104	20				
Oakland PL	Burt	150	40	9	9	2	3		
Papillion PL	Sarpy			164	31	17	5		\$15.00
Ralston PL	Douglas	840	80	115	19	15	7		
Scribner PL	Dodge	114	23	51	24				
Springfield PL	Sarpy	60	10	76	26	3	45		\$15.00
Carnegie PL (Tekamah)	Burt	153	25	101	13	2	150		
Valley PL	Douglas	64		3	27	1	25		
Valparaiso PL	Saunders	61	9	22	14				
Wahoo PL	Saunders			76	17			\$13.00	\$25.00
Waterloo PL	Douglas	52	21	10	15				
John A Stahl (West Point)	Cuming			56	28	50	23		
Wisner PL	Cuming	64	12	5	70				
Yutan PL	Saunders	48	2	10	40				
SYSTEM TOTALS		12,689	1,238	1,794	763	622	689		

PUBLIC LIBRARY PROFILE / FISCAL 1994-1995 STATISTICAL DATA

LIBRARY CIRCULATION

LIBRARY NAME	County	Adult Circulation	Percent Total	Children Circulation	Percent Total	Total Circulation	Circulation		Interlibrary Loans	
							Per Capita	Per Item	Items Borrowed	Items Loaned
MERIDIAN LIBRARY SYSTEM										
Ainsworth PL	Brown	16,114	48.2%	17,322	51.8%	33,436	9	2	288	4
Ansley Twnshp	Custer	1,900	66.8%	944	33.2%	2,844	3	0	0	0
Arcadia Twnshp	Valley	2,563	55.0%	2,098	45.0%	4,661	9	1	0	0
Finch Memorial (Arnold)	Custer	5,355	51.6%	5,027	48.4%	10,382	11	1	10	0
Rock County PL (Bassett)	Rock	8,431	51.6%	7,898	48.4%	16,329	8	1	60	0
Broken Bow PL	Custer	32,850	61.0%	20,983	39.0%	53,833	14	2	264	0
Garfield County (Burwell)	Garfield	7,248	44.5%	9,040	55.5%	16,288	8	1	5	0
Nigel Sprouse Mem. (Callaway)	Custer	2,142	30.7%	4,846	69.3%	6,988	7	1	129	0
Cozad PL	Dawson	17,786	54.5%	14,849	45.5%	32,635	8	1	66	
Elm Creek PL	Buffalo	2,798	62.6%	1,670	37.4%	4,468	5	0	28	8
Farnam PL	Dawson	1,678	59.4%	1,149	40.6%	2,827	15	0	15	2
Gibbon PL	Buffalo	12,509	55.8%	9,918	44.2%	22,427	15	3	49	0
Gothenburg PL	Dawson	21,021	52.3%	19,176	47.7%	40,197	12	2	343	
Edith Abbott Memori (Grand Island)	Hall	156,461	54.4%	131,363	45.6%	287,824	6	3	576	1,811
Kearney PL & Info Ct	Buffalo	129,872	45.9%	152,855	54.1%	282,727	9	4	640	543
Lexington PL	Dawson	25,338	58.1%	18,257	41.9%	43,595	5	2	169	0
Litchfield PL	Sherman	274	25.7%	794	74.3%	1,068	2	0	0	0
Loup City	Sherman					0	0	0		
Sunshine Twnshp (Mason City)	Custer	436	24.8%	1,319	75.2%	1,755	6	0	2	0
Brenizer PL (Merna)	Custer	2,725	31.3%	5,985	68.7%	8,710	13	1	43	0
Hooker County (Mullen)	Hooker	5,500	57.8%	4,017	42.2%	9,517	12	1	27	0
North Loup Twnshp	Valley	520	53.0%	461	47.0%	981	2	0	10	0
Ord Twnshp	Valley	16,470	49.2%	16,981	50.8%	33,451	12	2	160	0
Ravenna PL	Buffalo	5,546	73.0%	2,049	27.0%	7,595	5	1	3	0
Sargent Twnshp	Custer	2,138	55.1%	1,743	44.9%	3,881	4	1	75	0
Shelton PL	Buffalo	4,134	43.9%	5,279	56.1%	9,413	7	1	34	0
St. Paul PL	Howard	12,925	61.7%	8,023	38.3%	20,948	10	2	105	0
Taylor PL	Loup	1,879	68.1%	881	31.9%	2,760	4	1	7	0
Valentine PL	Cherry	24,568	38.2%	39,750	61.8%	64,318	10	2	84	0
Wolbach PL	Greeley	416	72.7%	156	27.3%	572	2	0	0	0
Maltman PL (Wood River)	Hall	1,577	32.6%	3,260	67.4%	4,837	3	0	14	0
SYSTEM TOTALS		523,174	50.7%	508,093	49.3%	1,031,267	8	2	3,206	2,368

PUBLIC LIBRARY PROFILE / FISCAL 1994-1995 STATISTICAL DATA

OUTPUT MEASURES FOR SERVICE, FEES

LIBRARY NAME	County	Per Typical Week		Children's Programs		Adult Programs		Non-Resident Fee Charged	
		Attend. in Library	Ref. Trans- actions	Total Number	Average Attend.	Total Number	Average Attend.	Individual	Family
MERIDIAN LIBRARY SYSTEM									
Ainsworth PL	Brown	516	91	73	13	10	15	\$15.00	
Ansley Twnshp	Custer	49	65	6	10	4	12		
Arcadia Twnshp	Valley	32	16	1	45	0	0		
Finch Memorial (Arnold)	Custer	140	23	56	40				
Rock County PL (Bassett)	Rock	239	11	33	20	4	8	\$15.00	
Broken Bow PL	Custer	426	124	81	45	21	61	\$15.00	\$20.00
Garfield County (Burwell)	Garfield			25	20			\$3.00	\$7.50
Nigel Sprouse Mem. (Callaway)	Custer								\$9.00
Cozad PL	Dawson	396	49	94	33			\$5.00	\$10.00
Elm Creek PL	Buffalo	42	19	6	26	1	45		
Famam PL	Dawson	28	21	14	49				
Gibbon PL	Buffalo	181	31	108	25	2	50		
Gothenburg PL	Dawson	361	37	130	29			\$10.00	\$15.00
Edith Abbott Memori (Grand Island)	Hall	174,848	9,948	229	83	9	40		\$30.00
Kearney PL & Info Ct	Buffalo	2,706	114	187	29	1	15		\$15.00
Lexington PL	Dawson	624	26	84	23	11	27		\$5.00
Litchfield PL	Sherman								
Loup City	Sherman								
Sunshine Twnshp (Mason City)	Custer	10	0	58	10				
Brenizer PL (Merna)	Custer	121	3	80	26				
Hooker County (Mullen)	Hooker	146	31	58	22				
North Loup Twnshp	Valley	20	4	3	11				
Ord Twnshp	Valley			48	16			\$10.00	\$20.00
Ravenna PL	Buffalo	69	10	60	16	1	16	\$1.00	
Sargent Twnshp	Custer	43	7	11	30				\$3.00
Shelton PL	Buffalo	123	7	122	18	3	30	\$1.00	
St. Paul PL	Howard	169	132	40	33				\$10.00
Taylor PL	Loup	20	4	1	3				\$20.00
Valentine PL	Cherry	255	43	11	26			\$25.00	\$25.00
Wolbach PL	Greeley	4	0						
Maltman PL (Wood River)	Hall	66	28	23	26				
SYSTEM TOTALS		181,634	10,844	1,642	727	67	319		

PUBLIC LIBRARY PROFILE / FISCAL 1994-1995 STATISTICAL DATA

LIBRARY CIRCULATION

LIBRARY NAME	County	Adult Circulation	Percent Total	Children Circulation	Percent Total	Total Circulation	Circulation		Interlibrary Loans	
							Per Capita	Per Item	Items Borrowed	Items Loaned
NORTHEAST LIBRARY SYSTEM										
Albion PL	Boone	13,617	56.5%	10,464	43.5%	24,081	7	1	100	0
Springbank Twnshp (Allen)	Dixon	3,238	79.9%	817	20.1%	4,055	8	0		
Atkinson Twnshp	Holt	9,275	47.4%	10,293	52.6%	19,568	6	1	130	0
Battle Creek PL	Madison	11,617	52.5%	10,502	47.5%	22,119	22	2	18	0
Bloomfield	Knox	6,047	71.2%	2,448	28.8%	8,495	4	1	63	0
Brunswick PL	Antelope	633	18.3%	2,823	81.7%	3,456	10	1	12	
Carrol PL	Wayne	432	73.3%	157	26.7%	589	2	0	0	0
Cedar Rapids PL	Boone	3,185	39.7%	4,831	60.3%	8,016	10	1	49	0
Central City PL	Merrick	36,932	56.7%	28,257	43.3%	65,189	23	2	91	0
Clarksville Twnshp P (Clarks)	Merrick	1,312	54.8%	1,084	45.2%	2,396	3	1	31	0
Clarkson Memorial	Colfax	4,032	33.2%	8,122	66.8%	12,154	11	1	157	0
Columbus PL	Platte	82,910	40.9%	119,817	59.1%	202,727	7	3	256	2,640
Creighton PL	Knox	10,830	51.7%	10,117	48.3%	20,947	9	2	60	0
Eastern Twnshp (Crofton)	Knox	1,547	30.1%	3,586	69.9%	5,133	6	1	16	0
Dakota City PL	Dakota	3,777	60.9%	2,426	39.1%	6,203	4	1	30	0
David City PL	Butler	21,674	62.4%	13,044	37.6%	34,718	14	2	61	3
Dwight Community	Butler	250	28.6%	624	71.4%	874	1	0	0	0
Elgin PL	Antelope	4,442	62.7%	2,643	37.3%	7,085	5	0	5	7
Emerson PL	Dixon	5,351	65.9%	2,771	34.1%	8,122	10	1	13	0
Ewing PL	Holt	379	16.5%	1,916	83.5%	2,295	2	0	3	0
Fullerton PL	Nance	4,139	46.1%	4,830	53.9%	8,969	6	1	26	0
Genoa PL	Nance	7,100	50.5%	6,970	49.5%	14,070	8	2	25	0
Hartington PL	Cedar	16,428	42.4%	22,325	57.6%	38,753	6	2	5	4
Howells PL	Colfax	1,764	31.7%	3,805	68.3%	5,569	6	1	35	0
Humphrey PL	Platte	7,514	37.9%	12,296	62.1%	19,810	27	2	70	0
Leigh PL	Colfax	948	43.2%	1,248	56.8%	2,196	3	0	0	0
Madison PL	Madison	2,688	29.8%	6,343	70.2%	9,031	4	1	14	0
Meadow Grove PL	Madison	2,431	39.9%	3,663	60.1%	6,094	18	1	4	10
Neligh PL	Antelope	16,110	60.3%	10,623	39.7%	26,733	8	2	254	30
Newman Grove PL	Madison	3,461	33.7%	6,818	66.3%	10,279	13	1	81	2
Niobrara PL	Knox	2,563	50.4%	2,522	49.6%	5,085	6	1	11	0
Norfolk PL	Madison	161,306	66.8%	80,069	33.2%	241,375	11	3	1,375	592
Grattan Twnshp (O'Neill)	Holt	33,687	53.8%	28,984	46.2%	62,671	13	3	247	0
Oakdale PL	Antelope	4,047	69.9%	1,739	30.1%	5,786	9	1	5	0
Orchard PL	Antelope	5,174	40.6%	7,563	59.4%	12,737	16	1	31	0
Osceola PL	Polk	7,727	55.5%	6,208	44.5%	13,935	12	1	44	0
Osmond PL	Pierce	5,950	43.0%	2,500	29.6%	8,450	5	1	120	10
House Memorial (Pender)	Thurston	7,501	43.0%	9,481	55.8%	16,982	14	1	81	0
Petersburg PL	Boone	455	18.7%	1,979	81.3%	2,434	3	0	45	0
Pierce PL	Pierce	6,617	47.4%	7,337	52.6%	13,954	4	2	49	0
Pilger PL	Stanton	1,255	28.9%	3,085	71.1%	4,340	4	1	13	0
Plainview Carnegie	Pierce	13,418	42.0%	18,506	58.0%	31,924	11	2	20	2

PUBLIC LIBRARY PROFILE / FISCAL 1994-1995 STATISTICAL DATA

OUTPUT MEASURES FOR SERVICE, FEES

LIBRARY NAME	County	Per Typical Week		Children's Programs		Adult Programs		Non-Resident Fee Charged	
		Attend. in Library	Ref. Trans-actions	Total Number	Average Attend.	Total Number	Average Attend.	Individual	Family

NORTHEAST LIBRARY SYSTEM

Albion PL	Boone	260	160	76	12	0	0		\$3.00
Springbank Twnshp	Dixon	33							
(Allen)									
Atkinson Twnshp	Holt	303	31	4	25	3	2		
Battle Creek PL	Madison	185	5	27	11				
Bloomfield	Knox	106	63	3	16	0	0		
Brunswick PL	Antelope	55	2	2	30				
Carrol PL	Wayne	3	0	1	30				
Cedar Rapids PL	Boone	48	8	20	35	0	0		
Central City PL	Merrick	489	109	160	33	21	12	\$3.00	
Clarksville Twnshp P	Merrick	31	9	19	10	3	9		
(Clarks)									
Clarkson Memorial	Colfax	158	13	1	25	5	40		
Columbus PL	Platte								\$25.00
Creighton PL	Knox	186	15	17	46	3	28		
Eastern Twnshp	Knox	92	128	45	18			\$5.00	
(Crofton)									
Dakota City PL	Dakota	150	20	7	50				
David City PL	Butler	435	35	17	10	3	10	\$5.00	\$10.00
Dwight Community	Butler	6	4						
Elgin PL	Antelope	101	8	2	7				
Emerson PL	Dixon	78	15	9	19	0	0		
Ewing PL	Holt	15	5					\$0.50	
Fullerton PL	Nance	152	45	16	25	6	25		
Genoa PL	Nance	162	5	31	15	1	15		
Hartington PL	Cedar	107	42	27	75				\$20.00
Howells PL	Colfax	65	7	24	17				
Humphrey PL	Platte	213	27	10	51	11	6		
Leigh PL	Colfax								
Madison PL	Madison	48	4	20	17	6	16		
Meadow Grove PL	Madison	43	2						
Neligh PL	Antelope	277	8	37	17	2	30		\$15.00
Newman Grove PL	Madison	70	24	25	90	2	6	\$5.00	\$5.00
Niobrara PL	Knox	52	0	8	10				
Norfolk PL	Madison	2,802	312	139	41	14	14		
Grattan Twnshp	Holt	29	25						
(O'Neill)									
Oakdale PL	Antelope	60	5	2	12				
Orchard PL	Antelope	85	6	10	23				
Osceola PL	Polk	142	13	12	34	2	12		\$26.50
Osmond PL	Pierce	55	35	9	12	5	20		
House Memorial	Thurston	178	52	21	10				
(Pender)									
Petersburg PL	Boone			2	33				
Pierce PL	Pierce	232	17	20	30				
Pilger PL	Stanton	58	0	4	38	1	14		
inview Carnegie	Pierce	264	48	24	13	10	12		

PUBLIC LIBRARY PROFILE / FISCAL 1994-1995 STATISTICAL DATA

LIBRARY CIRCULATION

LIBRARY NAME	County	Adult Circulation	Percent Total	Children Circulation	Percent Total	Total Circulation	Circulation		Interlibrary Loans	
							Per Capita	Per Item	Items Borrowed	Items Loaned
Polk PL	Polk	3,049	60.4%	2,000	39.6%	5,049	5	1	10	6
Ponca PL	Dixon	3,188	37.9%	5,230	62.1%	8,418	9	1	37	3
Randolph PL	Cedar	5,172	42.0%	7,144	58.0%	12,316	3	1	58	0
Rising City Commun	Butler	840	28.0%	2,158	72.0%	2,998	6	1	6	0
Schuyler PL	Colfax	21,441	64.3%	11,884	35.7%	33,325	5	2	74	0
Shelby PL	Polk	1,378	100.0%	2,378	63.3%	3,756	3	1	37	5
South Sioux City PL	Dakota	22,573	52.0%	20,844	48.0%	43,417	4	2	426	0
Spencer Twnshp	Boyd					0	0	0		
St. Edward PL	Boone	4,717	48.3%	5,050	51.7%	9,767	6	1	116	0
Stanton PL	Stanton	4,270	33.8%	8,349	66.2%	12,619	2	1	4	0
Stromsburg PL	Polk	7,552	38.9%	11,852	61.1%	19,404	9	1	29	3
Stuart Townshp	Holt	1,182	100.0%	3,950	77.0%	5,132	5	1	78	0
Tilden PL	Antelope	9,013	51.6%	8,457	48.4%	17,470	11	1	23	0
Ulysses Twnshp	Butler	716	21.9%	2,560	78.1%	3,276	7	0	21	0
Verdigre PL	Knox					0	0	0	41	0
Graves PL	Dixon	10,996	49.6%	11,189	50.4%	22,185	19	2	10	0
(Wakefield)										
Lincoln Twnshp	Knox	488	70.0%	209	30.0%	697	1		20	0
(Wausa)										
Wayne PL	Wayne	17,402	49.2%	18,730	51.8%	36,132	7	2	127	0
Winside PL	Wayne	1,745	32.5%	3,620	67.5%	5,365	12	1	6	0
SYSTEM TOTALS		649,485	51.5%	611,240	48.5%	1,260,725	8	2	4,773	3,317

PUBLIC LIBRARY PROFILE / FISCAL 1994-1995 STATISTICAL DATA

OUTPUT MEASURES FOR SERVICE, FEES

LIBRARY NAME	County	Per Typical Week		Children's Programs		Adult Programs		Non-Resident Fee Charged	
		Attend. in Library	Ref.Transactions	Total Number	Average Attend.	Total Number	Average Attend.	Individual	Family
Polk PL	Polk	55	4	45	13	2	38		
Ponca PL	Dixon	87	22	10	20			\$5.00	
Randolph PL	Cedar	172	21	8	63	2		\$8.00	
Rising City Commun	Butler	35	5	6	31	4	25		
Schuyler PL	Colfax	637		31	36			\$15.00	\$35.00
Sheby PL	Polk	107	0	39	57	62	10		
South Sioux City PL	Dakota	637	157	19	57	0	0	\$8.50	\$25.00
Spencer Twnshp	Boyd								
St. Edward PL	Boone	120	99	71	26	6	12		\$10.00
Stanton PL	Stanton	106	22	15	15				
Stromsburg PL	Polk	131	4	24	14	3	30	\$30.00	
Stuart Twnshp	Holt	22	16	1	8				
Tilden PL	Antelope	191	13	42	14	8	16		
Ulysses Twnshp	Butler	35	23	23	22	1	41		
Verdigre PL	Knox	101	6	7	35				
Graves PL	Dixon	125	39	18	55				
(Wakefield)									
Lincoln Twnshp	Knox			6	22			\$1.00	
(Wausa)									
Wayne PL	Wayne	384	17	31	43	2	13		\$15.00
Winside PL	Wayne	55	1	15	25	1	21		
SYSTEM TOTALS		10,828	1,756	1,262	1,495	189	477		

PUBLIC LIBRARY PROFILE / FISCAL 1994-1995 STATISTICAL DATA

LIBRARY CIRCULATION

LIBRARY NAME	County	Adult Circulation	Percent Total	Children Circulation	Percent Total	Total Circulation	Circulation		Interlibrary Loans	
							Per Capita	Per Item	Items Borrowed	Items Loaned
PANHANDLE LIBRARY SYSTEM										
Slagle Memorial (Alliance)	Box Butte	48,034	50.1%	47,933	49.9%	95,967	10	3	423	54
Arthur County	Arthur	1,462	44.9%	1,795	55.1%	3,257	7	0	0	0
Bayard PL	Morrill	8,071	43.7%	10,418	56.3%	18,489	15	1	13	5
Bridgeport PL	Morrill	7,690	51.8%	7,149	48.2%	14,839	9	1	41	0
Broadwater PL	Morrill	511	57.0%	386	43.0%	897	6	0		
Chadron PL	Dawes	31,310	43.6%	40,512	56.4%	71,822	13	3	269	54
Chappell Memorial L	Deuel		0.0%		0.0%	7,365	8	1	30	0
Crawford PL	Dawes	9,488	55.1%	7,718	44.9%	17,206	15	1	29	35
Gering PL	Scotts Bluff	45,146	57.7%	33,083	42.3%	78,229	10	3	228	137
Gordon City	Sheridan	10,112	46.4%	11,693	53.6%	21,805	6	2	83	0
Cravath Memorial (Hay Springs)	Sheridan	2,986	58.0%	2,163	42.0%	5,149	7	1		
Hemingford PL	Box Butte	3,002	47.5%	3,318	52.5%	6,320	7	1	10	2
Grant County (Hyannis)	Grant	3,508	42.2%	4,812	57.8%	8,320	11	1	22	5
Kimball PL	Kimball	7,003	37.5%	11,658	62.5%	18,661	7	1	82	0
Lewellen PL	Garden					0	0	0		
Nancy Fawcett Mem (Lodgepole)	Cheyenne	849	52.7%	761	47.3%	1,610	3	0	0	0
Lyman PL	Scotts Bluff	815	54.9%	670	45.1%	1,485	3	0	0	0
Minatare PL	Scotts Bluff					0	0	0		
Mitchell PL	Scotts Bluff		0.0%		0.0%	17,764	10	1	31	2
Morrill PL	Scotts Bluff	4,680		2,684		7,364			4	0
Goodall City (Ogallala)	Keith	26,089	52.9%	23,190	47.1%	49,279	6	2	329	0
Oshkosh PL	Garden	5,989	61.1%	3,816	38.9%	9,805	10	2	81	0
Paxton PL	Keith	1,755	49.0%	1,823	51.0%	3,578	4	0	16	0
Potter PL	Cheyenne	1,441	53.2%	1,270	46.8%	2,711	7	0	0	0
Rushville PL	Sheridan	3,398	48.0%	3,677	52.0%	7,075	3	1	50	0
Scottsbluff PL	Scotts Bluff	127,795	60.7%	82,802	39.3%	210,597	15	4	204	352
Sidney PL	Cheyenne	25,440	51.7%	23,806	48.3%	49,246	6	1	249	0
SYSTEM TOTALS		376,574	53.5%	327,137	46.5%	703,711	9	2	2,194	646

PUBLIC LIBRARY PROFILE / FISCAL 1994-1995 STATISTICAL DATA

OUTPUT MEASURES FOR SERVICE, FEES

LIBRARY NAME	County	Per Typical Week		Children's Programs		Adult Programs		Non-Resident Fee Charged	
		Attend. in Library	Ref. Transactions	Total Number	Average Attend.	Total Number	Average Attend.	Individual	Family

PANHANDLE LIBRARY SYSTEM

Slagle Memorial (Alliance)	Box Butte	1,556	81	158	30	47	24	\$5.00	\$15.00
Arthur County	Arthur	25		3	8				
Bayard PL	Morrill	97	14	47	6				
Bridgeport PL	Morrill	110	16	32	12				
Broadwater PL	Morrill	23	5						
Chadron PL	Dawes	665	44	289	15	15	50	\$12.00	\$17.00
Chappell Memorial L	Deuel			31	75				
Crawford PL	Dawes	157	45	88	21	6	15	\$5.00	
Gering PL	Scotts Bluff			130	50	1	150		
Gordon City	Sheridan	216	43	18	12	2	18		
Cravath Memorial (Hay Springs)	Sheridan			2	25				
Hemingford PL	Box Butte	95	43	68	14	0	0	\$8.50	\$17.00
Grant County (Hyannis)	Grant			2	45				
Kimball PL	Kimball	242	56	80	26	10	22		
Lewellen PL	Garden								
Nancy Fawcett Mem (Lodgepole)	Cheyenne	32	2	4	16	0	0		
Lyman PL	Scotts Bluff	7		32	10	0	0		
Minatare PL	Scotts Bluff								
Mitchell PL	Scotts Bluff	195	38	5	45	0	0		
Morrill PL	Scotts Bluff	16	14	2	65	0	0		
Goodall City (Ogallala)	Keith	600	200	282	25	0	0		\$15.00
Oshkosh PL	Garden	126	106	36	19	0	0		
Paxton PL	Keith	52	0	35	14	0	0		\$1.00
Potter PL	Cheyenne	27	2	2	10	0	0		
Rushville PL	Sheridan	42	12	12	11	0	0		
Scottsbluff PL	Scotts Bluff	3,362	439	126	62	4	182		
Sidney PL	Cheyenne	985	119	174	20	5	103		\$30.00
SYSTEM TOTALS		8,630	1,279	1,658	636	90	564		

PUBLIC LIBRARY PROFILE / FISCAL 1994-1995 STATISTICAL DATA

LIBRARY CIRCULATION

LIBRARY NAME	County	Adult Circulation	Percent Total	Children Circulation	Percent Total	Total Circulation	Circulation		Interlibrary Loans	
							Per Capita	Per Item	Items Borrowed	Items Loaned
REPUBLICAN VALLEY LIBRARY SYSTEM										
Hoesch Memorial (Alma)	Harlan	4,411	45.5%	5,276	54.5%	9,687	8	1	85	0
Arapahoe PL	Furnas	22,428	76.6%	6,858	23.4%	29,286	29	2	89	0
Axtell PL	Kearney	838	27.2%	2,238	72.8%	3,076	3	0	41	0
Bartley PL	Red Willow	1,475	69.4%	651	30.6%	2,126	6	0	300	0
Beaver City PL	Furnas	4,513	56.1%	3,538	43.9%	8,051	11	1	15	0
Benkelman Wmns Cl	Dundy	3,049	60.4%	1,998	39.6%	5,047	4	0	20	0
Blue Hill PL	Webster	1,663	48.7%	1,754	51.3%	3,417	4	1	66	6
Butler Memorial (Cambridge)	Furnas	10,182	65.0%	5,481	35.0%	15,663	14	1	77	0
Clay Center PL	Clay	15,474	52.8%	13,844	47.2%	29,318	18	5	25	3
Culbertson PL	Hitchcock	2,336	57.5%	1,725	42.5%	4,061	3	0	0	0
Klyte Burt Memorial (Curtis)	Frontier	4,342	51.9%	4,018	48.1%	8,360	4	1	58	0
Elwood PL	Gosper	12,369	70.1%	5,265	29.9%	17,634	9	1	101	0
Fairfield PL	Clay	2,055	75.6%	663	24.4%	2,718	3	0	9	0
Franklin PL	Franklin	10,517	54.3%	8,849	45.7%	19,366	17	2	52	0
Hastings Memorial (Grant)	Perkins	3,964	66.6%	1,986	33.4%	5,950	5	0	32	0
Auld-Doudna PL (Guide Rock)	Webster	1,268	83.0%	259	17.0%	1,527	2	0	0	0
Harvard PL	Clay					0	0	0		
Hastings PL	Adams		0.0%		0.0%	255,281	9	2	1,146	2,170
Hildreth PL	Franklin	2,402	34.3%	4,610	65.7%	7,012	19	1	98	0
PL Library System (Holdrege)	Phelps	83,610	61.0%	53,498	39.0%	137,108	9	2	646	531
Imperial PL	Chase	11,566	31.4%	25,211	68.6%	36,777	11	1	94	0
Indianola PL	Red Willow	448	40.9%	648	59.1%	1,096	1	0	0	0
McCook PL	Red Willow	41,591	57.9%	30,296	42.1%	71,887	9	1	293	151
Jensen Memorial (Minden)	Kearney	20,452	48.1%	22,025	51.9%	42,477	15	2	70	0
North Platte PL	Lincoln	75,160	53.4%	65,510	46.6%	140,670	5	1		
Cordelia B Preston (Orleans)	Harlan	4,746	63.4%	2,735	36.6%	7,481	13	1	0	2
Oxford PL	Furnas	4,941	63.6%	2,826	36.4%	7,767	8	1	26	0
Palisade PL	Hitchcock	1,536	26.9%	4,180	73.1%	5,716	15	1	10	0
Auld PL (Red Cloud)	Webster	3,111	73.2%	1,139	26.8%	4,250	4	0	51	0
Logan County (Stapleton)	Logan	1,063	44.2%	1,341	55.8%	2,404	3	0	15	0
Stratton PL	Hitchcock	2,994	46.9%	3,383	53.1%	6,377	15	1	55	0

PUBLIC LIBRARY PROFILE / FISCAL 1994-1995 STATISTICAL DATA

OUTPUT MEASURES FOR SERVICE, FEES

LIBRARY NAME	County	Per Typical Week		Children's Programs		Adult Programs		Non-Resident Fee Charged	
		Attend. in Library	Ref.Transactions	Total Number	Average Attend.	Total Number	Average Attend.	Individual	Family

REPUBLICAN VALLEY LIBRARY SYSTEM

Hoesch Memorial (Alma)	Harlan			27	19	2	12		\$10.00
Arapahoe PL	Furnas	189	0	25	29	2	25		
Axtell PL	Kearney	89	132	5	25	0			
Bartley PL	Red Willow	18	5	182	40	14	8		
Beaver City PL	Furnas	84	2	20	15	2	5		
Benkelman Wmns Cl	Dundy	28	1	1	16	0	0		
Blue Hill PL	Webster	37	4	19	10	0	0		\$10.00
Butler Memorial (Cambridge)	Furnas	177	17	12	31	2	20	\$1.00	\$5.00
Clay Center PL	Clay	340	5	31	18				
Culbertson PL	Hitchcock	36	103	24	11				
Klyte Burt Memorial (Curtis)	Frontier			47	16				
Elwood PL	Gosper	111	7	10	42	0	0	\$3.00	\$3.00
Fairfield PL	Clay	39	23	6	26	0	0		
Franklin PL	Franklin	208	8	55	17	42	15		\$7.50
Hastings Memorial (Grant)	Perkins	40	38	3	14	1	2		
Auld-Doudna PL (Guide Rock)	Webster	20	10	33	16	0	0		
Harvard PL	Clay								
Hastings PL	Adams	512		272	30	31	13	\$20.00	\$20.00
Hildreth PL	Franklin	134	9	3	40	0	0		
PL Library System (Holdrege)	Phelps	750	27	232	20	1	32	\$22.50	\$22.50
Imperial PL	Chase	401		17	23			\$5.00	\$10.00
Indianola PL	Red Willow	23	19	8	20	0	0	\$20.00	
McCook PL	Red Willow	818	49	94	12	31	5		\$10.00
Jensen Memorial (Minden)	Kearney			48	19	7	20		
North Platte PL	Lincoln	1,324		111	48	15	60	\$25.00	
Cordelia B Preston (Orleans)	Harlan	214	115	72	13	15	22		
Oxford PL	Furnas	169	5	28	5	0	0		
Palisade PL	Hitchcock	50	3	23	18	0	0		
Auld PL (Red Cloud)	Webster			7	24	2	15	\$3.00	
Logan County (Stapleton)	Logan	27	0	35	12	0	0		
Stratton PL	Hitchcock	95	2	2	47	4	60		

PUBLIC LIBRARY PROFILE / FISCAL 1994-1995 STATISTICAL DATA

LIBRARY CIRCULATION

LIBRARY NAME	County	Adult Circulation	Percent Total	Children Circulation	Percent Total	Total Circulation	Circulation		Interlibrary Loans	
							Per Capita	Per Item	Items Borrowed	Items Loaned
Superior Carnegie P	Nuckolls	18,269	72.7%	6,844	27.3%	25,113	10	1	56	48
Sutherland PL	Lincoln	4,527	48.7%	4,772	51.3%	9,299	7	1	0	0
Sutton Memorial	Clay	10,277	46.2%	11,973	53.8%	22,250	16	1	105	1
Trenton PL	Hitchcock					0	0	0	0	0
Wauneta PL	Chase	5,568	68.9%	2,510	31.1%	8,078	7	1	227	0
Wilcox PL	Kearney	1,995	66.6%	1,000	33.4%	2,995	8	1		0
Wilsonville PL	Furnas	1,398	58.0%	1,012	42.0%	2,410	18	0	9	1
SYSTEM TOTALS		396,538	41.2%	309,916	32.2%	961,735	8	1	3,871	2,913

PUBLIC LIBRARY PROFILE / FISCAL 1994-1995 STATISTICAL DATA

OUTPUT MEASURES FOR SERVICE, FEES

LIBRARY NAME	County	Per Typical Week		Children's Programs		Adult Programs		Non-Resident Fee Charged	
		Attend. in Library	Ref. Transactions	Total Number	Average Attend.	Total Number	Average Attend.	Individual	Family
Superior Carnegie P	Nuckolls	481	76	48	26	0	0	\$15.00	\$15.00
Sutherland PL	Lincoln	118	19	2	48	0	0	\$0.50	\$0.50
Sutton Memorial	Clay	176	6	6	30	2	10		\$1.00
Trenton PL	Hitchcock								
Wauneta PL	Chase	10	5	3	9				
Wilcox PL	Kearney	13		1	35	0	0		
Wilsonville PL	Furnas			2	4	1	5		
SYSTEM TOTALS		6,731	690	1,514	828	174	329		

PUBLIC LIBRARY PROFILE / FISCAL 1994-1995 STATISTICAL DATA

LIBRARY CIRCULATION

LIBRARY NAME	County	Adult		Children		Total Circulation	Circulation		Interlibrary Loans	
		Circulation	Percent Total	Circulation	Percent Total		Per Capita	Per Item	Items Borrowed	Items Loaned

SOUTHEAST LIBRARY SYSTEM

Adams PL	Gage					0	0	0		
Tucker Memorial	Thayer					0	0	0		
(Alexandria)										
Auburn PL	Nemaha	23,885	59.5%	16,252	40.5%	40,137	5	2	231	45
Alice M Farr	Hamilton	36,338	57.4%	26,970	42.6%	63,308	7	2	340	0
(Aurora)										
Beatrice PL	Gage	93,224	61.3%	58,808	38.7%	152,032	8	2	1,005	4,832
Beaver Crsg Comm.	Seward						0			
Bruning PL	Thayer	320	50.8%	310	49.2%	630			4	0
Byron PL	Thayer					0			142	0
Carleton PL	Thayer					0				
Cook PL	Johnson	900	85.7%	150	14.3%	1,050	3	0	105	1
Crete PL	Saline	15,067	49.8%	15,217	50.2%	30,284	6	1	311	126
Daykin PL	Jefferson	1,853	53.2%	1,628	46.8%	3,481	19	1	15	0
DeWitt PL	Saline						0	0	5	0
Deshler PL	Thayer	4,079	53.3%	3,581	46.7%	7,660	9	1	10	0
Dorchester PL	Saline	930	75.4%	303	24.6%	1,233	2	0	13	0
Elmwood PL	Cass	3,997	54.6%	3,329	45.4%	7,326	13	1	93	0
Exeter PL	Fillmore	4,239	71.2%	1,715	28.8%	5,954	9	0	53	1
Fairbury PL	Jefferson	15,319	54.6%	12,716	45.4%	28,035	6	1	196	0
Fairmont PL	Fillmore	4,796	52.1%	4,406	47.9%	9,202	13	1	611	21
Lydia Bruun Woods	Richardson	29,819	59.9%	19,963	40.1%	49,782	10	2	91	23
(Falls City)										
Gilbert PL	Saline	6,815	75.1%	2,262	24.9%	9,077	8	1	14	0
(Friend)										
Geneva PL	Fillmore	18,164	48.7%	19,126	51.3%	37,290	13	2	98	
Greenwood PL	Cass	424	55.2%	344	44.8%	768	1	0	14	0
Gresham PL	York		#DIV/0!		#DIV/0!	0	0	0		
Bruun Memorial	Richardson	11,437	60.6%	7,428	39.4%	18,865	19	1	62	20
(Humboldt)										
Louisville PL	Cass	3,500	44.6%	4,343	55.4%	7,843	8	1	6	0
McCool Junction PL	York					0	0	0		
Webermeier Memori	Seward	13,029	47.6%	14,328	52.4%	27,357	15	1	48	2
(Milford)										
Milligan PL	Fillmore						0	0	0	0
Morton-James PL	Otoe	44,304	58.9%	30,911	41.1%	75,215	11	2	154	131
(Nebraska City)										
Carnegie PL	Pawnee	6,664	56.6%	5,110	43.4%	11,774	12	1	71	2
(Pawnee City)										
Plattsmouth PL	Cass	23,723	62.0%	14,541	38.0%	38,264	6	1	49	144
Seward PL	Seward	52,772	54.4%	44,230	45.6%	97,002	17	4	334	68
Virgil Biegert PL	Fillmore	2,459	37.1%	4,177	62.9%	6,636	18	1	65	0
(Shickley)										
Shubert Lib. & Muse	Richardson	1,161	53.4%	1,012	46.6%	2,173	9	0	0	0
Syracuse PL	Otoe	6,668	56.6%	5,109	43.4%	11,777	4	1	50	0
Table Rock PL	Pawnee	587	46.0%	689	54.0%	1,276	4	0	3	0
Tecumseh PL	Johnson	6,411	42.0%	8,842	58.0%	15,253	9	1	565	0

PUBLIC LIBRARY PROFILE / FISCAL 1994-1995 STATISTICAL DATA

OUTPUT MEASURES FOR SERVICE, FEES

LIBRARY NAME	County	Per Typical Week		Children's Programs		Adult Programs		Non-Resident Fee Charged	
		Attend. in Library	Ref. Trans- actions	Total Number	Average Attend.	Total Number	Average Attend.	Individual	Family

SOUTHEAST LIBRARY SYSTEM

Adams PL	Gage								
Tucker Memorial (Alexandria)	Thayer								
Auburn PL	Nemaha	553	6	46	65	2	70		\$15.00
Alice M Farr (Aurora)	Hamilton	591	115	6	25	2	30	\$2.00	\$5.00
Beatrice PL	Gage	2,232	15	109	46	45	45		\$20.00
Beaver Crsg Comm.	Seward								
Bruning PL	Thayer	12	4	15	14	0	0		
Byron PL	Thayer			4	10			\$0.50	
Carleton PL	Thayer								
Cook PL	Johnson	10	0	2	9				
Crete PL	Saline	552	49	104	35	9	25		
Daykin PL	Jefferson	10		16	28				
DeWitt PL	Saline								
Deshler PL	Thayer	107	14	50	7	0	0		\$1.00
Dorchester PL	Saline	30	0	0	0	0	0		
Elmwood PL	Cass	56	11	8	15	0	0		\$10.00
Exeter PL	Fillmore	90	35	7	22	1	18		
Fairbury PL	Jefferson			23	37	0	0	\$10.00	\$10.00
Fairmont PL	Fillmore	79	20	12	7	1	25		\$1.00
Lydia Bruun Woods (Falls City)	Richardson			152	31	4	635	\$10.00	
Gilbert PL (Friend)	Saline	69	5	18	14	0	0	\$1.00	
Geneva PL	Fillmore	422	47	44	20	0	0	\$7.50	\$7.50
Greenwood PL	Cass	34	10	17	21	0	0		
Gresham PL	York								
Bruun Memorial (Humboldt)	Richardson	127	28	7	7	1	20		\$5.00
Louisville PL	Cass	206	23	32	16	0	0		
McCool Junction PL	York								
Webermeier Memori (Milford)	Seward	196	32	68	21	0	0	\$5.00	\$5.00
Milligan PL	Fillmore	24	3	2	25	0	0		\$3.00
Morton-James PL (Nebraska City)	Otoe	870	151	100	195	1	475		\$10.00
Carnegie PL (Pawnee City)	Pawnee	144	13	14	15	0	0	\$1.00	\$3.00
Plattsmouth PL	Cass			63	22	1	70		\$10.00
Seward PL	Seward	635	9	206	9	48	6		\$10.00
Virgil Biegert PL (Shickley)	Fillmore	50	10	0	0	0	0		\$5.00
Shubert Lib. & Muse	Richardson	36	0	1	10	0	0	\$0.50	
Syracuse PL	Otoe	286	0	105	29	1	15		
Table Rock PL	Pawnee	43	0	2	18	0	0		
Turner PL	Johnson	132	36	14	37	0	0	\$5.00	\$10.00

PUBLIC LIBRARY PROFILE / FISCAL 1994-1995 STATISTICAL DATA

LIBRARY CIRCULATION

LIBRARY NAME	County	Adult Circulation	Percent Total	Children Circulation	Percent Total	Total Circulation	Circulation		Interlibrary Loans	
							Per Capita	Per Item	Items Borrowed	Items Loaned
Tobias PL	Saline						0	0	0	0
Verdon PL	Richardson					0				
Weeping Water PL	Cass						0	0	30	0
Struckman-Batz Me (Western)	Saline						0	0	28	0
Dvoracek Memorial (Wilber)	Saline	5,725	33.9%	11,161	66.1%	16,886	11	1	49	3
Wymore PL	Gage	9,486	65.2%	5,065	34.8%	14,551	9	1	367	0
Kilgore Memorial (York)	York	38,022	52.1%	34,914	47.9%	72,936	5	2	562	344
SYSTEM TOTALS		486,117	56.2%	378,940	43.8%	865,057	8	1	5,794	5,763

PUBLIC LIBRARY PROFILE / FISCAL 1994-1995 STATISTICAL DATA

OUTPUT MEASURES FOR SERVICE, FEES

LIBRARY NAME	County	Per Typical Week		Children's Programs		Adult Programs		Non-Resident Fee Charged	
		Attend. in Library	Ref. Transactions	Total Number	Average Attend.	Total Number	Average Attend.	Individual	Family
Tobias PL	Saline	5	3	1	26	0	0		
Verdon PL	Richardson								
Weeping Water PL	Cass	101	18	0	0	0	0		
Struckman-Baatz Me (Western)	Saline	69	5	26	20	12	11		
Dvoracek Memorial (Wilber)	Saline	186	47	18	30	0	0		
Wymore PL	Gage	206	15	19	20	1	180		
Kilgore Memorial (York)	York		93	62	21	3	90		\$10.00
SYSTEM TOTALS		8,163	817	1,373	927	132	1,715		

PUBLIC LIBRARY PROFILE / FISCAL 1994-1995 STATISTICAL DATA

LIBRARY CIRCULATION

LIBRARY NAME	County	Adult Circulation	Percent Total	Children Circulation	Percent Total	Total Circulation	Circulation		Interlibrary Loans	
							Per Capita	Per Item	Items Borrowed	Items Loaned

URBAN LIBRARIES

Lincoln	Lancaster	1,216,581	60.8%	783,431	39.2%	2,000,012	9	3	835	2,513
Omaha	Douglas					2,047,603	5	3	1,251	1,590

URBAN TOTALS		1,216,581	30.1%	783,431	19.4%	4,047,615	6	7	2,086	4,103
---------------------	--	------------------	--------------	----------------	--------------	------------------	----------	----------	--------------	--------------

SYSTEM / STATE

EASTERN		479,465	43.0%	494,916	44.3%	1,116,137	7	2	3,614	5,841
MERIDIAN		523,174	50.7%	508,093	49.3%	1,031,267	8	2	3,206	2,368
NORTHEAST		649,485	51.5%	611,240	48.5%	1,260,725	8	2	4,773	3,317
PANHANDLE		376,574	51.7%	327,137	44.9%	728,840	10	2	2,194	646
REPUB. VALLEY		396,538	41.2%	309,916	32.2%	961,735	8	1	3,871	2,913
SOUTHEAST		486,117	56.2%	378,940	43.8%	865,057	8	1	5,794	5,763
URBAN Libraries		1,216,581	30.1%	783,431	19.4%	4,047,615	6	3	2,086	4,103

GRAND-TOTAL:		4,127,934	41.2%	3,413,673	34.1%	10,011,376	7	2	25,538	24,951
---------------------	--	------------------	--------------	------------------	--------------	-------------------	----------	----------	---------------	---------------

PUBLIC LIBRARY PROFILE / FISCAL 1994-1995 STATISTICAL DATA

OUTPUT MEASURES FOR SERVICE, FEES

LIBRARY NAME	County	Per Typical Week		Children's Programs		Adult Programs		Non-Resident	
		Attend. in Library	Ref.Trans-actions	Total Number	Average Attend.	Total Number	Average Attend.	Fee Charged Individual	Family

URBAN LIBRARIES

Lincoln	Lancaster			578	20	6	20		\$45.00
Omaha	Douglas								\$120.00

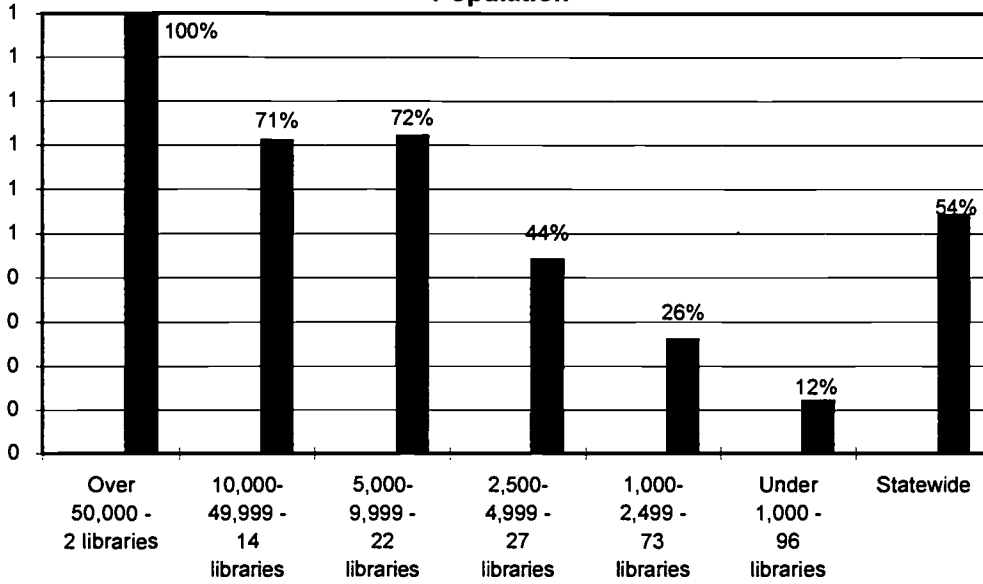
URBAN TOTALS		0	0	578	20	6	20		
--------------	--	---	---	-----	----	---	----	--	--

SYSTEM / STATE

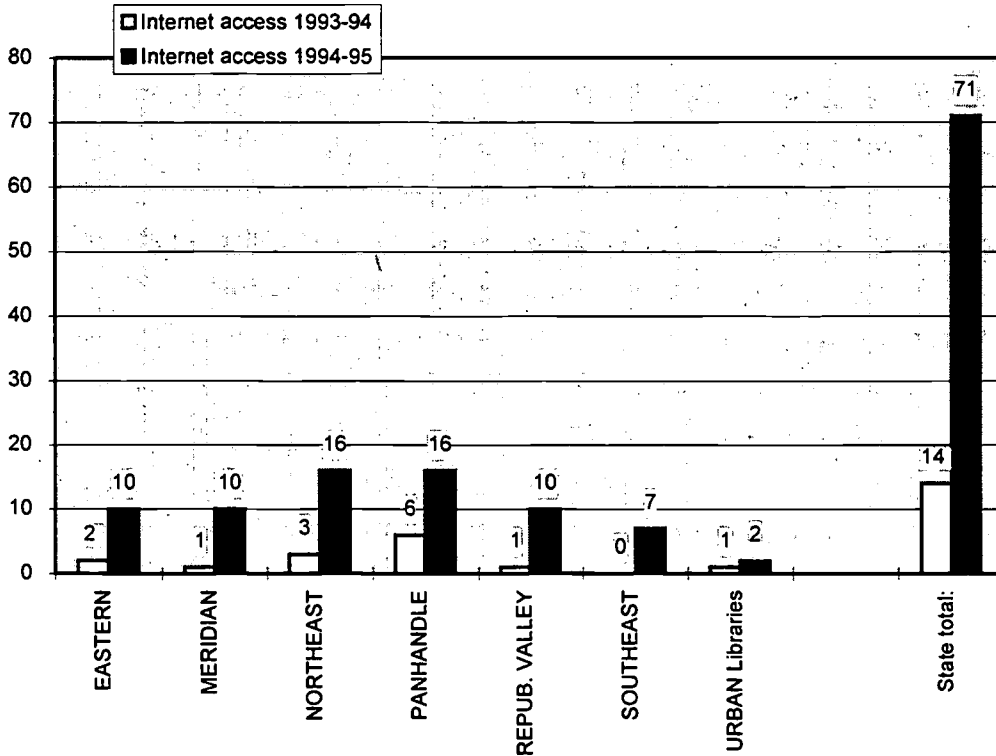
EASTERN		12,689	1,238	1,794	763	622	689		
MERIDIAN		181,634	10,844	1,642	727	67	319		
NORTHEAST		10,828	1,756	1,262	1,495	189	477		
PANHANDLE		8,630	1,279	1,658	636	90	564		
REPUB. VALLEY		6,731	690	1,514	828	174	329		
SOUTHEAST		8,163	817	1,373	927	132	1,715		
URBAN Libraries		0	0	578	20	6	20		

GRAND-TOTAL:		228,675	16,624	9,821	5,396	1,280	4,113		
--------------	--	---------	--------	-------	-------	-------	-------	--	--

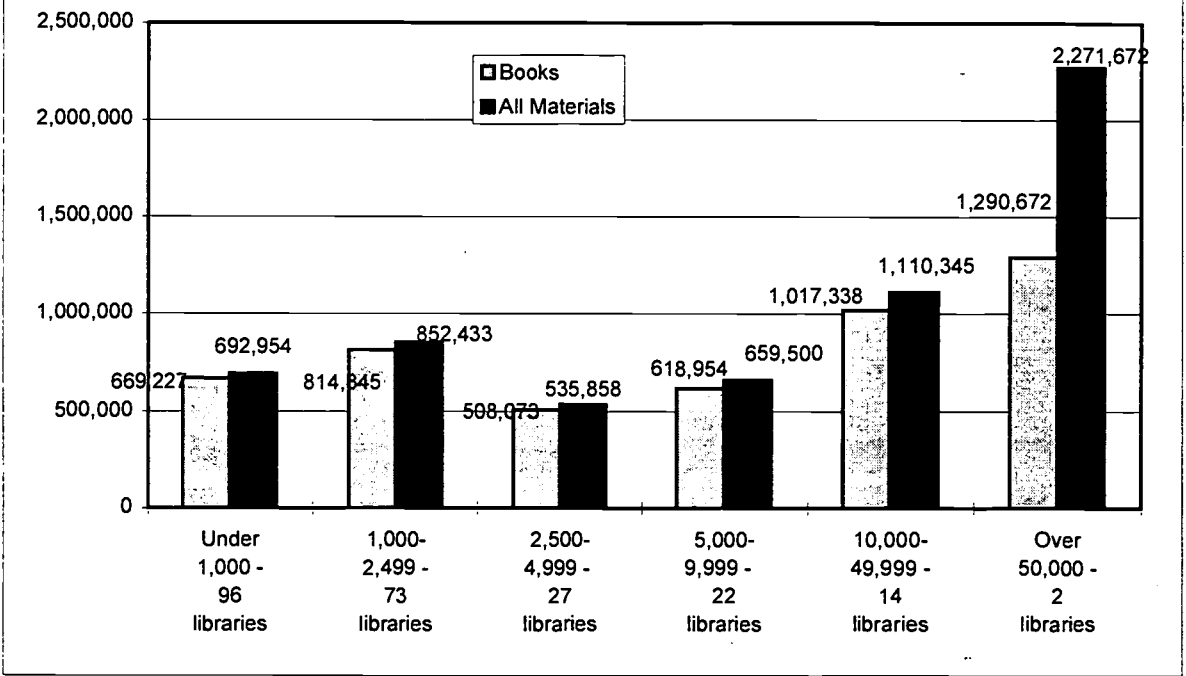
Percentage of Libraries having Internet Access/by Service Population



PUBLIC LIBRARIES' INTERNET ACCESS



Materials/Books - by Population Served



PUBLIC LIBRARY PROFILE / FISCAL 1994-1995 STATISTICAL DATA

NEBRASKA PUBLIC LIBRARIES

LIBRARY NAME	County	Yr Acc Expires/ Total	Local City Pop.	Population Served	Hours per week	Building Area (sq.ft.)	Friends Group	Library Foundation
Under 1,000 (96 libraries)	Low		69	127	2	80		
	High		998	998	35	5,552		
	Average		457	570	14	1,436		
	Total	45	43,853	54,744	1,346	137,832	15	11
1,000-2,499 (73 libraries)	Low		345	1,001	4	165		
	High		2,397	2,434	47	7,200		
	Average		1,195	1,492	36	3,712		
	Total	56	80,516	108,508	1,614	181,411	23	19
2,500-4,999 (27 libraries)	Low		983	2,522	19	1,485		
	High		4,841	4,898	53	28,104		
	Average		2,582	3,529	36	6,613		
	Total	27	69,705	95,286	965	178,564	10	14
5,000-9,999 (22 libraries)	Low		1,549	5,064	23	2,940		
	High		9,765	9,765	64	13,200		
	Average		5,819	7,240	50	6,700		
	Total	22	128,026	159,275	1,103	147,405	12	15
10,000-49,999 (14 libraries)	Low		7,884	10,800	51	3,000		
	High		41,274	41,274	79	33,000		
	Average		17,427	21,048	58	17,223		
	Total	14	243,971	294,675	814	241,115	9	12
Over 50,000 (2 libraries)	Low		191,972	213,641	69	121,505		
	High		345,033	414,139	70	218,500		
	Average		268,503	313,890	70	170,003		
	Total	2	537,005	627,780	139	340,005	2	2
State Totals (234 libraries)	Low		69	127	2	80		
	High		345,033	414,139	1,614	269,933		
	Average		7,470	9,179	51	9,275		
	Total	166	1,748,061	2,147,820	11,941	2,170,296	71	73

PUBLIC LIBRARY PROFILE / FISCAL 1994-1995 STATISTICAL DATA

--- STAFFING & AUTOMATION---

LIBRARY NAME	County	Total Library Staff	Full-Time Equivalent Staff (FTE)	Total # Computers	Auto. Circ System	CD-ROM	Public Access Catalog	Member OCLC/NEON	Use NE Online?	Have Internet Access?
Under 1,000 (96 libraries)	Low	0	0	0						
	High	5	2	6						
	Average	2	0	1						
	Total	154	36	103	15	39	7	5	21	12
1,000-2,499 (73 libraries)	Low	1	0	0						
	High	5	2	7						
	Average	4	1	3						
	Total	185	59	159	24	39	7	5	2	19
2,500-4,999 (27 libraries)	Low	2	1	1						
	High	8	5	11						
	Average	4	2	5						
	Total	121	61	132	22	22	6	15	12	12
5,000-9,999 (22 libraries)	Low	3	1	1						
	High	11	7	15						
	Average	6	4	6						
	Total	137	90	141	22	22	6	19	12	16
10,000-49,999 (14 libraries)	Low	6	4	6						
	High	25	18	29						
	Average	15	11	14						
	Total	205	150	194	14	14	14	14	12	10
Over 50,000 (2 libraries)	Low	137	101	45						
	High	185	132	91						
	Average	161	117	68						
	Total	322	233	136	2	2	2	2	0	2
State Totals (234 libraries)	Low	0	0	0						
	High	226	167	222						
	Average	8	4	7						
	Total	1,823	1,018	1,536	99	138	42	60	59	71

PUBLIC LIBRARY PROFILE / FISCAL 1994-1995 STATISTICAL DATA

LIBRARY INCOME

LIBRARY NAME		City Tax Funds	Twnshp Tax Funds	County Tax Funds	Total Local Tax Funds	Percent Total Income	Local Tax Per Capita	Other Income	Percent Total Income
Under 1,000 (96 libraries)	Low	\$800	\$1,100	\$202	\$0	0.0%	\$0.00	\$10	0.0%
	High	\$30,019	\$12,862	\$19,000	\$30,019	100.0%	\$40.35	\$12,990	100.0%
	Average	\$5,624	\$884	\$821	\$7,482		\$11.63	\$1,397	
	Total	\$539,903	\$84,843	\$78,843	\$718,227	81%	\$1,116.83	\$134,131	15%
1,000-2,499 (73 libraries)	Low	\$500	\$104	\$100	\$0	0%	\$0.00	\$208	0%
	High	\$52,336	\$24,715	\$32,000	\$52,336	100%	\$43.76	\$53,304	100%
	Average	\$7,698	\$1,162	\$1,073	\$10,133		\$14.52	\$3,768	
	Total	\$1,178,084	\$72,670	\$104,573	\$1,355,477	78%	\$926.90	\$275,066	16%
2,500-4,999 (27 libraries)	Low	\$19,450	\$550	\$500	\$0	77%	\$0.00	\$163	0%
	High	\$145,068	\$63,600	\$7,005	\$145,068	99%	\$37.47	\$15,902	22%
	Average	\$54,358	\$5,195	\$591	\$60,144		\$17.36	\$3,109	
	Total	\$1,467,666	\$140,270	\$15,951	\$1,623,887	94%	\$468.63	\$83,930	5%
5,000-9,999 (22 libraries)	Low	\$30,060	\$0	\$500	\$31,060	79.8%	\$5.95	\$200	0%
	High	\$207,045	\$0	\$80,936	\$243,986	99.2%	\$28.96	\$35,922	19%
	Average	\$109,125	\$0	\$7,166	\$116,291		\$16.06	\$7,404	
	Total	\$2,400,755	\$0	\$157,642	\$2,558,397	92.6%	\$353.25	\$162,891	5.9%
10,000-49,999 (14 libraries)	Low	\$84,595	\$0	\$13,100	\$121,097	75.4%	\$8.66	\$874	0.0%
	High	\$681,708	\$0	\$120,842	\$694,808	98.9%	\$31.81	\$85,030	22.9%
	Average	\$411,665	\$0	\$26,751	\$439,595		\$18.69	\$25,283	
	Total	\$5,763,310	\$0	\$374,515	\$6,154,327	92.7%	\$261.59	\$353,961	5.3%
Over 50,000 (2 libraries)	Low	\$3,528,673	\$0	\$355,241	\$3,883,914	81.7%	\$18.18	\$148,283	1.7%
	High	\$7,019,502	\$0	\$1,391,193	\$8,410,695	96.9%	\$20.31	\$769,629	16.2%
	Average	\$5,274,088	\$0	\$873,217	\$6,147,305		\$19.24	\$458,956	
	Total	\$10,548,175	\$0	\$1,746,434	\$12,294,609	91.5%	\$38.49	\$917,912	6.8%
State Totals (234 libraries)	Low	\$500	\$104	\$100	\$0	0.0%	\$0.00	\$10	0.0%
	High	\$7,019,502	\$63,600	\$1,391,193	\$8,410,695	100.0%	\$43.76	\$769,629	100.0%
	Average	\$93,581	\$1,273	\$10,590	\$105,577		\$13.53	\$8,239	
	Total	\$21,897,893	\$297,783	\$2,477,958	\$24,704,924	90.9%	\$3,165.68	\$1,927,891	7.1%

PUBLIC LIBRARY PROFILE / FISCAL 1994-1995 STATISTICAL DATA

-----Library Income-----

LIBRARY NAME		Total Local Income	Local Per Capita	State Funds	Federal Funds	Total Income	Total Per Capita
Under 1,000 (96 libraries)	Low	\$0	\$0.00	\$630	\$150	\$0	\$0.00
	High	\$31,258	\$53.75	\$1,151	\$1,860	\$32,728	\$53.75
	Average	\$8,854	\$14.30	\$328	\$59	\$9,234	\$14.90
	Total	\$849,947	\$1,372.50	\$31,460	\$5,658	\$886,422	\$1,430.13
1,000-2,499 (73 libraries)	Low	\$2,503	\$2.10	\$136	\$300	\$2,503	\$2.10
	High	\$53,804	\$43.76	\$825	\$2,500	\$82,303	\$44.35
	Average	\$22,345	\$15.50	\$523	\$84	\$23,753	\$16.29
	Total	\$1,631,221	\$1,131.30	\$38,154	\$6,113	\$1,733,941	\$1,189.44
2,500-4,999 (27 libraries)	Low	\$0	\$0.00	\$688	\$832	\$0	\$0.00
	High	\$160,970	\$38.02	\$1,041	\$2,647	\$162,006	\$38.67
	Average	\$63,252	\$18.24	\$814	\$223	\$64,289	\$18.55
	Total	\$1,707,817	\$492.53	\$21,979	\$6,019	\$1,735,815	\$500.80
5,000-9,999 (22 libraries)	Low	\$34,611	\$5.99	\$739	\$900	\$36,750	\$6.59
	High	\$244,986	\$29.08	\$2,753	\$3,935	\$246,762	\$29.29
	Average	\$123,695	\$17.12	\$1,319	\$504	\$125,519	\$17.36
	Total	\$2,721,288	\$376.56	\$29,028	\$11,096	\$2,761,412	\$382.00
10,000-49,999 (14 libraries)	Low	\$149,643	\$10.70	\$2,102	\$3,525	\$152,509	\$10.91
	High	\$746,851	\$32.13	\$19,007	\$9,896	\$751,598	\$32.94
	Average	\$464,878	\$19.80	\$5,638	\$3,474	\$473,989	\$20.20
	Total	\$6,508,288	\$277.19	\$78,929	\$48,631	\$6,635,848	\$282.78
Over 50,000 (2 libraries)	Low	\$4,653,543	\$20.67	\$44,865	\$54,276	\$4,753,276	\$20.97
	High	\$8,558,978	\$21.78	\$70,517	\$54,868	\$8,683,771	\$22.25
	Average	\$6,606,261	\$21.22	\$57,691	\$54,572	\$6,718,524	\$21.61
	Total	\$13,212,521	\$42.45	\$115,382	\$109,144	\$13,437,047	\$43.22
State Totals (234 libraries)	Low	\$0	\$0.00	\$136	\$150	\$0	\$0.00
	High	\$8,558,978	\$53.75	\$70,517	\$54,868	\$8,683,771	\$53.75
	Average	\$113,808	\$15.78	\$1,346	\$798	\$116,199	\$16.36
	Total	\$26,631,082	\$3,692.53	\$314,932	\$186,661	\$27,190,485	\$3,828.37

PUBLIC LIBRARY PROFILE / FISCAL 1994-1995 STATISTICAL DATA

OPERATING EXPENDITURES

LIBRARY NAME	TOWN	Library Personnel	% Total Exp.	Materials	% Total Expend.	Other Operating Expend.	% of Total Exp.	Total Operating Expend.	Operating Expend's Per Capita	Capital Expend.
Under 1,000 (96 libraries)	Low	\$0	0.0%	\$0	0.0%	\$0	0.0%	\$0	\$0.00	\$128
	High	\$24,302	89.4%	\$8,403	100.0%	\$14,965	72.4%	\$32,706	\$47.77	\$41,949
	Average	\$4,430		\$1,896		\$2,474		\$8,799	\$14.05	\$779
	Total	\$425,288	50.3%	\$181,972	21.5%	\$237,480	28%	\$844,740	\$1,348.87	\$74,822
1,000-2,499 (73 libraries)	Low	\$434	0.0%	\$356	6.9%	\$119	8%	\$1,290	\$1.14	\$107
	High	\$38,541	71.3%	\$13,992	91.6%	\$15,540	54%	\$59,779	\$43.73	\$10,214
	Average	\$11,084		\$5,330		\$5,204		\$21,618	\$14.91	\$743
	Total	\$809,156	51.3%	\$389,067	24.7%	\$379,910	24%	\$1,578,133	\$1,088.54	\$54,253
2,500-4,999 (27 libraries)	Low	\$11,710	42.7%	\$3,844	11.2%	\$3,440	\$0	\$0	\$0.00	\$119
	High	\$117,175	77.8%	\$20,610	31.1%	\$27,512	\$0	\$150,585	\$31.11	\$20,476
	Average	\$37,025	55.0%	\$11,539	17.7%	\$12,271	\$0	\$60,834	\$15.34	\$2,071
	Total	\$999,665	1263.9%	\$311,542	407.5%	\$331,320	\$4	\$1,642,527	\$352.72	\$55,909
5,000-9,999 (22 libraries)	Low	\$17,099	50.5%	\$7,650	12.9%	\$4,550	7.5%	\$34,304	\$7.46	\$204
	High	\$150,201	69.5%	\$45,003	27.5%	\$43,324	30.4%	\$237,955	\$28.91	\$51,917
	Average	\$76,971	62.4%	\$22,283	18.5%	\$24,042	19.1%	\$123,296	\$17.08	\$6,325
	Total	\$1,693,359	1061.0%	\$490,232	314.4%	\$528,924	324.6%	\$2,712,515	\$290.41	\$139,159
10,000-49,999 (14 libraries)	Low	\$89,151	44.4%	\$19,747	10.9%	\$34,591	15.4%	\$148,786	\$10.64	\$9,582
	High	\$473,582	71.7%	\$109,436	21.5%	\$164,007	36.1%	\$683,685	\$32.94	\$97,348
	Average	\$287,745		\$72,762		\$96,330		\$456,837	\$19.72	\$20,787
	Total	\$4,028,434	63.0%	\$1,018,674	15.9%	\$1,348,616	21.1%	\$6,395,724	\$276.05	\$291,015
Over 50,000 (2 libraries)	Low	\$2,913,436	53.6%	\$766,687	16.6%	\$927,343	20.1%	\$4,607,466	\$17.79	\$69,726
	High	\$3,945,578	63.2%	\$1,378,723	18.7%	\$2,043,008	27.7%	\$7,367,309	\$21.57	\$1,135,474
	Average	\$3,429,507		\$1,072,705		\$1,485,176		\$5,987,388	\$19.68	\$602,600
	Total	\$6,859,014	57.3%	\$2,145,410	17.9%	\$2,970,351	24.8%	\$11,974,775	\$39.36	\$1,205,200
State Totals (234 libraries)	Low	\$0	0.0%	\$0	0.0%	\$0	0.0%	\$0	\$0	\$107
	High	\$3,945,578	89.4%	\$1,378,723	100.0%	\$2,043,008	72.4%	\$7,367,309	\$48	\$1,135,474
	Average	\$63,312		\$19,388		\$24,772		\$107,472	\$15	\$7,779
	Total	\$14,814,916	58.9%	\$4,536,897	18.0%	\$5,796,601	23.0%	\$25,148,414	\$3,599	\$1,820,358

PUBLIC LIBRARY PROFILE / FISCAL 1994-1995 STATISTICAL DATA

----- LIBRARY MATERIALS -----

	LIBRARY NAME	Books	Periodicals	Video Cassette	Other A/V	Other Materials	Total Materials	Collection Materials Added	Materials Withdrawn
Under 1,000 (96 libraries)	Low	2,805	0	0	0	0	2,938	12	0
	High	16,025	233	425	404	999	16,459	11,047	1,289
	Average	6,971	23	69	74	80	7,218	457	276
	Total	669,227	2,193	6,670	7,145	7,719	692,954	43,853	26,527
1,000-2,499 (73 libraries)	Low	4,377	0	0	0	0	4,569	89	6
	High	20,403	81	1,165	1,194	1,441	22,365	1,911	19,726
	Average	11,162	31	203	160	121	11,677	759	842
	Total	814,845	2,288	14,803	11,653	8,844	852,433	55,391	61,430
2,500-4,999 (27 libraries)	Low	9,035	14	10	0	0	9,232	653	89
	High	31,831	125	1,599	841	3,655	32,583	3,623	3,397
	Average	18,818	65	283	283	398	19,847	1,240	1,054
	Total	508,073	1,747	7,644	7,646	10,748	535,858	33,475	28,465
5,000-9,999 (22 libraries)	Low	11,439	37	10	104	0	12,455	817	434
	High	55,277	143	1,566	3,241	2,591	60,194	3,829	3,688
	Average	28,134	91	500	806	446	29,977	2,000	1,450
	Total	618,954	2,008	10,989	17,742	9,807	659,500	43,991	31,891
10,000-49,999 (14 libraries)	Low	23,146	93	231	249	60	24,230	2,306	273
	High	123,542	259	2,444	4,544	34,756	127,940	26,369	40,667
	Average	72,667	180	1,043	2,217	3,204	79,310	5,899	4,935
	Total	1,017,338	2,516	14,604	31,037	44,850	1,110,345	82,579	69,089
Over 50,000 (2 libraries)	Low	568,485	1,929	6,846	20,565	158,055	756,787	83,898	68,617
	High	722,187	2,304	12,367	21,472	757,462	1,514,885	111,788	82,793
	Average	645,336	2,117	9,607	21,019	457,759	1,135,836	97,843	75,705
	Total	1,290,672	4,233	19,213	42,037	915,517	2,271,672	195,686	151,410
State Totals (234 libraries)	Low	2,805	0	0	0	0	2,938	12	0
	High	722,187	2,304	12,367	21,472	757,462	1,514,885	111,788	82,793
	Average	21,022	64	316	501	4,263	26,166	1,944	1,576
	Total	4,919,109	14,985	73,923	117,260	997,485	6,122,762	454,975	368,812

101

PUBLIC LIBRARY PROFILE / FISCAL 1994-1995 STATISTICAL DATA

LIBRARY CIRCULATION

	LIBRARY NAME	Adult Circulation	Percent Total	Children Circulation	Percent Total	Total Circulation	Circulation		Interlibrary Loans	
							Per Capita	Per Item	Items Borrowed	Items Loaned
Under 1,000 (96 libraries)	Low	250	0.0%	150	0.0%	0	0	0	0	0
	High	11,617	85.7%	12,296	83.5%	22,119	27	2	611	21
	Average	1,988		2,194		4,344	7	1	32	1
	Total	190,863	45.8%	210,666	51%	416,982	652	51	3,079	69
1,000-2,499 (73 libraries)	Low	512	0%	944	0%	0	0	0	0	0
	High	22,428	100%	14,328	80%	67,715	53	5	565	144
	Average	5,896		5,515		12,582	9	1	55	4
	Total	430,375	46.9%	402,606	44%	918,460	639	76	4,026	296
2,500-4,999 (27 libraries)	Low	5,172	31%	5,109	38%	0	0	0	20	0
	High	36,932	62%	28,984	69%	65,189	23	3	343	126
	Average	15,872		15,365		31,238	9	2	135	7
	Total	428,555	50.8%	414,863	49.2%	843,418	245	44	3,637	188
5,000-9,999 (22 libraries)	Low	4,270	0.0%	8,349	0.0%	12,619	2	1	4	0
	High	52,772	64.3%	47,933	66.2%	97,002	17	4	426	151
	Average	26,759		23,837		55,980	8	2	185	39
	Total	588,701	47.8%	524,404	42.6%	1,231,568	174	44	4,077	865
10,000-49,999 (14 libraries)	Low	27,887	0.0%	34,914	0.0%	67,846	5	1	93	71
	High	161,306	61.6%	152,855	59.1%	289,100	15	4	1,375	4,832
	Average	91,418		77,541		187,193	8	3	618	1,398
	Total	1,279,854	48.8%	1,085,570	41.4%	2,620,705	112	37	8,645	19,574
Over 50,000 (2 libraries)	Low	1,216,581	60.8%	783,431	39.2%	2,000,012	5	3	835	1,590
	High	1,216,581	60.8%	783,431	39.2%	2,067,603	9	3	1,251	2,513
	Average	608,291		391,716		2,033,808	7	3	1,043	2,052
	Total	1,216,581	29.9%	783,431	19.3%	4,067,615	14	6	2,086	4,103
State Totals (234 libraries)	Low	250	0.0%	150	0.0%	0	0	0	0	0
	High	1,216,581	100.0%	783,431	83.5%	2,067,603	53	5	1,375	4,832
	Average	17,671		14,622		43,157	8	1	109	107
	Total	4,134,929	40.9%	3,421,540	33.9%	10,098,748	1,836	258	25,550	25,095

PUBLIC LIBRARY PROFILE / FISCAL 1994-1995 STATISTICAL DATA

OUTPUT MEASURES FOR SERVICE, FEES

	LIBRARY NAME	Per Typical Week		Children's Programs		Adult Programs		Non-Resident Fee Charged	
		Attend. in Library	Ref. Transactions	Total Number	Average Attend.	Total Number	Average Attend.	Individual	Family
Under 1,000 (96 libraries)	Low	3	0	0	0	0	0	\$0.50	\$1.00
	High	214	128	182	90	15	60	\$20.00	\$20.00
	Average	50	12	16	19	1	3	\$0.47	\$0.89
	Total	4,777	1,106	1,544	1,785	75	315	\$45.00	\$85.00
1,000-2,499 (73 libraries)	Low	10	0	0	0	0	0	\$0.50	\$0.50
	High	481	132	122	70	62	180	\$30.00	\$26.50
	Average	115	23	25	23	3	12	\$1.24	\$2.11
	Total	8,414	1,689	1,851	1,660	195	894	\$90.50	\$154.00
2,500-4,999 (27 libraries)	Low	29	0	4	8	0	0	\$3.00	\$3.00
	High	552	160	160	63	21	635	\$15.00	\$20.00
	Average	244	37	60	22	4	38	\$3.83	\$4.46
	Total	6,588	998	1,630	607	107	1,027	\$103.50	\$120.50
5,000-9,999 (22 libraries)	Low	106	6	6	9	0	0	\$2.00	\$5.00
	High	1,556	200	289	195	50	475	\$25.00	\$35.00
	Average	529	56	92	38	11	49	\$3.66	\$13.95
	Total	11,638	1,221	2,034	841	232	1,068	\$80.50	\$307.00
10,000-49,999 (14 libraries)	Low	512	15	62	20	1	5	\$5.00	\$10.00
	High	174,848	9,948	272	83	522	267	\$25.00	\$30.00
	Average	14,098	830	158	38	48	56	\$6.61	\$14.11
	Total	197,373	11,618	2,206	532	665	789	\$92.50	\$197.50
Over 50,000 (2 libraries)	Low	0	0	578	20	6	20	\$0.00	\$45.00
	High	0	0	578	20	6	20	\$0.00	\$120.00
	Average	0	0	289	10	3	10	\$0.00	\$82.50
	Total	0	0	578	20	6	20	\$0.00	\$165.00
State Totals (234 libraries)	Low	3	0	0	0	0	0	\$0.50	\$0.50
	High	174,848	9,948	578	195	522	635	\$30.00	\$120.00
	Average	978	71	42	23	5	18	\$1.76	\$4.40
	Total	228,790	16,632	9,843	5,445	1,280	4,113	\$412.00	\$1,029.00

NEBRASKA PUBLIC LIBRARIES

LIBRARY NAME	Town	County	Yr Acc Expires/ Total	Local City Pop.	Population Served	System	Library Director
Adams PL	Adams	Gage		472	472	SE	Jean Agena
Ainsworth PL	Ainsworth	Brown	1997	1,870	3,657	M	Gail Irwin
Albion PL	Albion	Boone	1999	1,916	3,516	NE	Mari Hosford
Tucker Memorial	Alexandria	Thayer		224	224	SE	Maxine Strain
Springbank Twnshp	Allen	Dixon		331	539	NE	Bonnie Kellogg
Slagle Memorial	Alliance	Box Butte	1997	9,765	9,765	P	Mavis McLean
Hoesch Memorial	Alma	Harlan	1999	1,226	1,226	RV	Karen Fitz
Ansley Twnshp	Ansley	Custer		555	1,002	M	R. Frost/Y. Ostrand
Arapahoe PL	Arapahoe	Furnas	1998	1,001	1,001	RV	Cheryl Ahrens
Arcadia Twnshp	Arcadia	Valley		385	530	M	Winnie Arnold
Arlington PL	Arlington	Washington	1999	1,178	2,434	E	Kay Stork
Finch Memorial	Arnold	Custer		679	921	M	Darlene Rimpley
Arthur County	Arthur	Arthur		128	462	P	Twylia Cullinan
Ashland PL	Ashland	Saunders	1998	2,136	4,727	E	Doris Regner
Atkinson Twnshp	Atkinson	Holt	1998	1,380	3,060	NE	Janet Kliment
Auburn PL	Auburn	Nemaha	1997	3,443	7,980	SE	Boni Hathaway
Alice M Farr	Aurora	Hamilton	1997	3,810	8,862	SE	Jan Thomsen
Axtell PL	Axtell	Kearney		707	1,215	RV	Janice Soderquist
HR Jordan Memorial	Bancroft	Cuming	1998	494	882	E	Judith Ross
Bartley PL	Bartley	Red Willow	1998	339	339	RV	Janet McNerny
Rock County PL	Bassett	Rock	1997	739	2,019	M	Evelyn Ost
Battle Creek PL	Battle Creek	Madison	1998	997	997	NE	Kathleen Ageton
Bayard PL	Bayard	Morrill	1997	1,196	1,196	P	Mary Ann Blackstone
Beatrice PL	Beatrice	Gage	1997	12,354	19,505	SE	Laureen Riedesel
Beaver City PL	Beaver City	Furnas	1997	707	707	RV	Betty Oliver
Beaver Crsg Comm.	Beaver Crossi	Seward		448	448	SE	Alta Krasser
Karlen Memorial	Beemer	Cuming	1997	672	1,199	E	Tammy Lorenz
Bellevue PL	Bellevue	Sarpy	1997	41,274	41,274	E	Guadalupe Mier
Benkelman Wmns Cl	Benkelman	Dundy		1,193	1,193	RV	Florence Parker
Bennington PL	Bennington	Douglas	1997	866	1,053	E	Leola Bonge
Blair PL	Blair	Washington	1998	6,860	6,860	E	Anne Keenan
Bloomfield	Bloomfield	Knox	1999	1,181	2,336	NE	Norma Koertje
Blue Hill PL	Blue Hill	Webster	1997	810	810	RV	Judy Grandstaff
Bridgeport PL	Bridgeport	Morrill	1998	1,581	1,581	P	Donna Nelson
Broadwater PL	Broadwater	Morrill		160	160	P	Curly Abel
Broken Bow PL	Broken Bow	Custer	1997	3,778	3,778	M	Joan Birnie
Bruning PL	Bruning	Thayer		332	332	SE	Marie Huber
Brunswick PL	Brunswick	Antelope	1999	182	333	NE	Jalene DePeel
Garfield County	Burwell	Garfield		1,278	2,141	M	Joye Lee
Byron PL	Byron	Thayer		140	140	SE	Henrietta Grauerholz
Nigel Sprouse Mem.	Callaway	Custer	1998	539	973	M	Leola Schaad
Butler Memorial	Cambridge	Furnas	1997	1,107	1,107	RV	Dorothy Jones
Carleton PL	Carleton	Thayer		144	144	SE	
Carrol PL	Carroll	Wayne		237	237	NE	Charlene Jones
Cedar Rapids PL	Cedar Rapids	Boone	1998	396	804	NE	Marilyn Schuele
Central City PL	Central City	Merrick	1997	2,868	2,868	NE	Sara Lee
Ceresco Community	Ceresco	Saunders	1998	825	825	E	Jo Hedlund
Chadron PL	Chadron	Dawes	1997	5,588	5,588	P	Imogene Horse
Chappell Memorial L	Chappell	Deuel	1998	979	979	P	Dixie Riley
Clarksville Twnshp P	Clarks	Merrick	1998	379	104749	NE	Mildred Dittmer

NEBRASKA PUBLIC LIBRARIES

LIBRARY NAME	Town	County	Yr Acc Expires/ Total	Local City Pop.	Population Served	System	Library Director
Clarkson PL	Clarkson	Colfax	1996	699	1,099	NE	Debbie Nadrchal
Clay Center PL	Clay Center	Clay	1999	825	1,627	RV	Laura Cundiff
Columbus PL	Columbus	Platte	1997	19,480	28,727	NE	Robert Trautwein
Cook PL	Cook	Johnson	1998	333	333	SE	Mary Alice Smith
Cozad PL	Cozad	Dawson	1999	4,022	4,022	M	Mary Neben
Crawford PL	Crawford	Dawes	1999	1,115	1,115	P	Janet Dodd
Creighton PL	Creighton	Knox	1997	1,223	2,419	NE	Karen Costello
Crete PL	Crete	Saline	1997	4,841	4,841	SE	Lisa Olivigni Maddox
Eastern Twnshp	Crofton	Knox	1999	406	803	NE	Diane Limoges
Culbertson PL	Culbertson	Hitchcock		795	1,320	RV	Kelly Tirrill
Klyte Burt Memorial	Curtis	Frontier	1997	791	1,973	RV	Marcia Wortman
Dakota City PL	Dakota City	Dakota	1999	1,470	1,470	NE	Jan Hackney
Hruska Memorial Lib	David City	Butler	1997	2,522	2,522	NE	Kay Schmid
Daykin PL	Daykin	Jefferson		188	188	SE	Clarice Meyer
Deshler PL	Deshler	Thayer		892	892	SE	Mrs. Melvin Schoenfeld
DeWitt PL	DeWitt	Saline		598	598	SE	Alice Niemann
John Rogers Memori	Dodge	Dodge	1998	693	693	E	Connie Pieper
Dorchester PL	Dorchester	Saline		614	614	SE	Peg Bergmeyer
Dwight Community	Dwight	Butler		227	600	NE	Marie Tlanka
Elgin PL	Elgin	Antelope	1998	731	1,338	NE	Mary Alice Miller
Bess Johnson Elkho	Elkhorn	Douglas	1997	3,870	4,645	E	Wendy Anderson
Elm Creek PL	Elm Creek	Buffalo		852	852	M	Jane Walker
Elmwood PL	Elmwood	Cass	1998	584	584	SE	Joan Williams
Elwood PL	Elwood	Gosper	1998	679	1,928	RV	Sharon Nelson
Emerson PL	Emerson	Dixon	1999	791	791	NE	Marlene Winbolt
Ewing PL	Ewing	Holt		449	996	NE	Idla Tuttle
Exeter PL	Exeter	Fillmore	1999	661	661	SE	Lana Kimble
Fairbury PL	Fairbury	Jefferson	1997	4,335	4,335	SE	Mary Rabenberg
Fairfield PL	Fairfield	Clay		458	903	RV	Betty Katen
Fairmont PL	Fairmont	Fillmore	1997	708	708	SE	Wanda Marget
Lydia Bruun Woods	Falls City	Richardson	1997	4,769	4,769	SE	Hope Schawang
Farnam PL	Farnam	Dawson		188	188	M	Jan Steuerwald
Franklin PL	Franklin	Franklin	1998	1,112	1,112	RV	Linda Gooder
Keene Memorial	Fremont	Dodge	1999	23,680	23,680	E	Ann Stephens
Gilbert PL	Friend	Saline	1998	1,111	1,111	SE	Darlene Shippen
Fullerton PL	Fullerton	Nance	1998	1,452	1,452	NE	Joyce Anderson
Geneva PL	Geneva	Fillmore	1999	2,310	2,886	SE	Donna Shearer
Genoa PL	Genoa	Nance	1998	1,082	1,825	NE	Alice Tejral
Gering PL	Gering	Scotts Bluff	1997	7,946	7,946	P	Nadine de'Bacco
Gibbon PL	Gibbon	Buffalo	1997	1,525	1,525	M	Darlene Catlin
Gordon City	Gordon	Sheridan	1997	1,803	3,359	P	Maria Kling
Gothenburg PL	Gothenburg	Dawson	1997	3,347	3,347	M	Lisa Geiken
Edith Abbott Memori	Grand Island	Hall	1997	39,457	47,532	M	Steve Fosselman
Hastings Memorial	Grant	Perkins		1,239	1,239	RV	Fern Bengé
Greenwood PL	Greenwood	Cass	1999	531	531	SE	Angela Gleason
Gresham PL	Gresham	York		253	330	SE	Donna Borchers
Gretna PL	Gretna	Sarpy	1997	2,249	2,249	E	Janet Ostdiek
Auld-Doudna PL	Guide Rock	Webster		290	831	RV	Wanda Langer
Hartington PL	Hartington	Cedar	1997	1,652	6,352	NE	Lee Rose
Harvard PL	Harvard	Clay	1996	976	976	RV	Nadeen Debban

----- NEBRASKA PUBLIC LIBRARIES -----

LIBRARY NAME	Town	County	Yr Acc Expires/ Total	Local City Pop.	Population Served	System	Library Director
Hastings PL	Hastings	Adams	1999	22,837	29,625	RV	Linda Rea
Cravath Memorial	Hay Springs	Sheridan		693	693	P	Marianne Hanks
Hemingford PL	Hemingford	Box Butte	1998	953	953	P	Sheryl Roberts
Hildreth PL	Hildreth	Franklin	1997	364	364	RV	Deb Kruse
PL Library System	Holdrege	Phelps	1997	9,715	14,553	RV	Richard MacDonald
Hooper PL	Hooper	Dodge	1999	850	850	E	Lylas Guthrie
Howells PL	Howells	Colfax	1998	615	967	NE	Lorraine Gall
Bruun Memorial	Humboldt	Richardson	1998	1,003	1,003	SE	Carol Glathar
Humphrey PL	Humphrey	Platte	1997	741	741	NE	Michele Hastreiter
Grant County	Hyannis	Grant	1997	210	769	P	Rhonda Manning
Imperial PL	Imperial	Chase	1997	2,007	3,281	RV	Norma Dannatt
Indianola PL	Indianola	Red Willow	1998	672	862	RV	Judith A. Hollers
Kearney PL & Info Ct	Kearney	Buffalo	1996	24,396	32,497	M	Jeanne Saathoff
Kimball PL	Kimball	Kimball	1999	2,574	2,574	P	Carolyn Brown
LaVista PL	LaVista	Sarpy	1997	10,800	10,800	E	Sharon McAnulty
Leigh PL	Leigh	Colfax		447	703	NE	Lori Welsch
Lewellen PL	Lewellen	Garden		307	307	P	
Lexington PL	Lexington	Dawson	1997	8,544	8,544	M	Ruth Seward, Interim Dir
Lincoln City Librarie	Lincoln	Lancaster	1997	191,972	213,641	U	Carol Connor
Litchfield PL	Litchfield	Sherman		314	593	M	Bess Schweitzer
Nancy Fawcett Mem	Lodgepole	Cheyenne	1998	368	520	P	Norma Michelman
Louisville PL	Louisville	Cass	1998	998	998	SE	Ruth Ann Hlavac
Loup City	Loup City	Sherman	1996	1,104	3,218	M	Liillian Kaslon
Lyman PL	Lyman	Scotts Bluff		452	452	P	Laura Margheim
Lyons PL	Lyons	Burt		1,144	2,105	E	Mary Fritts
Madison PL	Madison	Madison	1999	2,135	2,135	NE	Jo Waara
Sunshine Twnshp	Mason City	Custer		160	298	M	Joan Cox
McCook PL	McCook	Red Willow	1997	8,112	8,112	RV	Carolyn Todhunter
Mead PL	Mead	Saunders	1998	513	1,135	E	Vera Kuhr
Meadow Grove PL	Meadow Grove	Madison	1998	332	332	NE	Beverly Raulston
Brenizer PL	Merna	Custer	1998	377	680	M	Vickie Burnett
Webermeier Memori	Milford	Seward	1998	1,886	1,886	SE	Elaine Soukup
Milligan PL	Milligan	Fillmore		328	328	SE	Beatrice Vavra
Minatare PL	Minatare	Scotts Bluff		807	807	P	Lana Hatcher
Jensen Memorial	Minden	Kearney	1999	2,749	2,749	RV	Ellen Burchell
Mitchell PL	Mitchell	Scotts Bluff	1997	1,743	1,743	P	Maryruth Reed
Morrill PL	Morrill	Scotts Bluff	1999	974	974	P	Cathy Wharton
Hooker County	Mullen	Hooker		554	793	M	Kathy Leibhart
Morton-James PL	Nebraska City	Otoe	1997	6,547	6,547	SE	Kathleen Griepenstroh
Neligh PL	Neligh	Antelope	1997	1,742	3,189	NE	Ruth Strassler
Newman Grove PL	Newman Grov	Madison	1997	787	787	NE	Elinor Boettcher
Niobrara PL	Niobrara	Knox	1998	406	803	NE	Linda Leader
Norfolk PL	Norfolk	Madison	1997	21,476	21,476	NE	Ted Smith
North Bend PL	North Bend	Dodge	1997	1,249	1,249	E	Evla Saalfeld
North Loup Twnshp	North Loup	Valley		539	539	M	Muriel Tolfa
North Platte PL	North Platte	Lincoln	1997	22,605	31,089	RV	Cecelia Lawrence
Oakdale PL	Oakdale	Antelope	1998	362	663	NE	Elinor Richart
Oakland PL	Oakland	Burt	1999	1,279	1,279	E	Peggy Hartwell
Goodall City	Ogallala	Keith	1999	5,095	7,767	P	Charlotte Kumor
Omaha	Omaha	Douglas	1997	345,033	414,139	U	

----- NEBRASKA PUBLIC LIBRARIES -----

LIBRARY NAME	Town	County	Yr Acc Expires/ Total	Local City Pop.	Population Served	System	Library Director
Grattan Twnshp	O'Neill	Holt	1997	3,852	4,898	NE	Patricia Hering
Orchard PL	Orchard	Antelope	1998	439	804	NE	Linda Risinger
Ord Twnshp	Ord	Valley	1997	2,481	2,878	M	Sally Wagner
Cordelia B Preston	Orleans	Harlan		570	570	RV	Raylene Stephens
Osceola PL	Osceola	Polk	1998	879	1,155	NE	Kathy Sidlinger
Oshkosh PL	Oshkosh	Garden	1997	986	986	P	Ruby Chryst
Osmond PL	Osmond	Pierce	1997	774	1,628	NE	Donald Weinand
Oxford PL	Oxford	Furnas	1998	949	949	RV	Karen Johnston
Palisade PL	Palisade	Hitchcock		381	381	RV	Deb Alberts
Papillion PL	Papillion	Sarpy	1997	13,759	13,759	E	Sally Payne
Carnegie PL	Pawnee City	Pawnee	1999	1,008	1,008	SE	Mary Friedly
Paxton PL	Paxton	Keith		536	817	P	Carol Murray
House Memorial	Pender	Thurston	1998	1,208	1,208	NE	Donna McQuistan
Petersburg PL	Petersburg	Boone		388	712	NE	Rosie Spieker
Pierce PL	Pierce	Pierce	1998	1,615	3,396	NE	Marlene Warneke
Pilger PL	Pilger	Stanton	1997	361	1,180	NE	Karen Duncan
Plainview Carnegie	Plainview	Pierce	1999	1,333	2,803	NE	Loydell Swan
Plattsmouth PL	Plattsmouth	Cass	1997	6,642	6,642	SE	Kathy Morehouse
Polk PL	Polk	Polk	1999	345	1,047	NE	Mary Jane Nyberg
Ponca PL	Ponca	Dixon	1999	929	929	NE	Teri Lukken
Potter PL	Potter	Cheyenne		388	388	P	Donna Aurich
Primrose PL	Primrose	Boone		69	69	NE	Sue McIntyre
Ralston PL	Ralston	Douglas	1998	6,452	7,744	E	Jan Gorman
Randolph PL	Randolph	Cedar	1999	983	3,779	NE	Eileen Leise
Ravenna PL	Ravenna	Buffalo	1998	1,317	1,471	M	Margaret Heller
Auld PL	Red Cloud	Webster	1999	1,204	1,204	RV	Lila Jo Bohrer
Rising City Commun	Rising City	Butler		341	531	NE	Diane Dunker
Rushville PL	Rushville	Sheridan	1999	1,127	2,100	P	Christina Winston
Sargent Twnshp	Sargent	Custer		710	921	M	Janice Unruh
Schuyler PL	Schuyler	Colfax	1997	4,052	6,370	NE	Dona Lee Kaminski
Scottsbluff PL	Scottsbluff	Scotts Bluff	1997	13,711	13,711	P	Shirley Flack
Scribner PL	Scribner	Dodge	1997	950	950	E	Jeanette Groppe
Seward PL	Seward	Seward	1997	5,634	5,634	SE	Becky Baker
Shelby PL	Shelby	Polk	1998	690	1,241	NE	Claudette Wielechowski
Shelton PL	Shelton	Buffalo	1999	954	1,256	M	Dixie Codner
Virgil Biegert PL	Shickley	Fillmore	1999	360	360	SE	Carolyn Schlegel
Shubert Lib. & Muse	Shubert	Richardson		237	237	SE	Connie Shafer
Sidney PL	Sidney	Cheyenne	1998	5,959	8,425	P	Janet Kent
South Sioux City PL	South Sioux Ci	Dakota	1997	10,285	9,677	NE	Lyn Brodersen
Spencer Twnshp	Spencer	Boyd		536	796	NE	Paulette Blair
Springfield PL	Springfield	Sarpy	1999	1,426	1,426	E	Alice Weighner
St. Edward PL	St. Edward	Boone		822	1,508	NE	Nancy Jensen
St. Paul PL	St. Paul	Howard	1998	2,009	2,009	M	Gladys Vincik
Stanton PL	Stanton	Stanton	1997	1,549	5,064	NE	Carol Armbruster
Logan County	Stapleton	Logan		299	878	RV	Mary Keslar
Stratton PL	Stratton	Hitchcock		427	427	RV	Beverly Henderson
Stromsburg PL	Stromsburg	Polk	1997	1,241	2,232	NE	Janene Erickson
Stuart Township	Stuart	Holt		650	1,058	NE	Donna Malone
Superior Carnegie P	Superior	Nuckolls	1997	2,397	2,397	RV	Marie Marshall
Sutherland PL	Sutherland	Lincoln		1,032	1,419	RV	Patsy Marrs

----- NEBRASKA PUBLIC LIBRARIES -----

LIBRARY NAME	Town	County	Yr Acc Expires/ Total	Local City Pop.	Population Served	System	Library Director
Sutton Memorial	Sutton	Clay	1998	1,353	1,353	RV	Gertrude Schmer
Syracuse PL	Syracuse	Otoe	1998	1,646	2,780	SE	Susan Kay Antes
Table Rock PL	Table Rock	Pawnee		308	308	SE	Marie Cumro
Taylor PL	Taylor	Loup	1998	186	683	M	Leola Brodine
Tecumseh PL	Tecumseh	Johnson	1999	1,702	1,702	SE	Ruby Meister
Carnegie PL	Tekamah	Burt	1997	1,852	3,409	E	Mary E. King
Tilden PL	Tilden	Antelope	1997	895	1,638	NE	Dixie Kucera
Tobias PL	Tobias	Saline		127	127	SE	Mary Ann Kronhofman
Trenton PL	Trenton	Hitchcock		656	1,089	RV	Helen Campbell
Ulysses Twnshp	Ulysses	Butler	1998	256	440	NE	Glenna Mashek
Valentine PL	Valentine	Cherry	1997	2,826	6,307	M	Joyce Mann
Valley PL	Valley	Douglas	1998	1,775	2,155	E	Mary Ann Cernin
Valparaiso PL	Valparaiso	Saunders		481	1,065	E	Jo Ann Lopez
Verdigre PL	Verdigre	Knox	1999	607	1,201	NE	Deb Kucera
Verdon PL	Verdon	Richardson		242	242	SE	Nancy Rehms
Wahoo PL	Wahoo	Saunders	1999	3,681	8,147	E	Judy Coday
Graves PL	Wakefield	Dixon	1999	1,082	1,147	NE	Nancy Fredrickson
Waterloo PL	Waterloo	Douglas	1998	479	574	E	Linda Oyster
Wauneta PL	Wauneta	Chase		675	1,100	RV	Ruth Hohl
Lincoln Twnshp	Wausa	Knox	1998	598	1,183	NE	Virginia Lindquist
Wayne PL	Wayne	Wayne	1997	5,142	5,142	NE	Jolene Klein
Weeping Water PL	Weeping Water	Cass		1,008	1,008	SE	Nancy Behrns
John A Stahl	West Point	Cuming	1997	3,250	5,800	E	Julie Senden
Struckman-Baatz Me	Western	Saline		264	264	SE	Barbara Schwisow
Dvoracek Memorial	Wilber	Saline	1997	1,527	1,527	SE	Betty Skrdla
Wilcox PL	Wilcox	Kearney		380	380	RV	Marfay Johnson
Wilsonville PL	Wilsonville	Furnas	1998	136	136	RV	Carolyn Park
Winside PL	Winside	Wayne		434	434	NE	JoAnn Field
Wisner PL	Wisner	Cuming	1998	1,253	2,236	E	Carol Duncan
Wolbach PL	Wolbach	Greeley		280	280	M	Susan Clayton
Maltman Mem. Libra	Wood River	Hall		1,156	1,393	M	Nancy Jack
Wymore PL	Wymore	Gage	1997	1,611	1,611	SE	Jackie Nicholson
Kilgore Memorial	York	York	1998	7,884	13,979	SE	Stan Schulz
Yutan PL	Yutan	Saunders		626	1,385	E	Sophie Dolinski

NEBRASKA PUBLIC LIBRARIES

LIBRARY NAME	Town	Population Served	System	LIBRARY NAME	Town	Population Served	System
Adams PL	Adams	472	SE	Clarksville Twnshp Pub	Clarks	749	NE
Ainsworth PL	Ainsworth	3,657	M	Clarkson PL	Clarkson	1,099	NE
Albion PL	Albion	3,516	NE	Clay Center PL	Clay Center	1,627	RV
Tucker Memorial	Alexandria	224	SE	Columbus PL	Columbus	28,727	NE
Springbank Twnshp	Allen	539	NE	Cook PL	Cook	333	SE
Slagle Memorial	Alliance	9,765	P	Cozad PL	Cozad	4,022	M
Hoesch Memorial	Alma	1,226	RV	Crawford PL	Crawford	1,115	P
Ansley Twnshp	Ansley	1,002	M	Creighton PL	Creighton	2,419	NE
Arapahoe PL	Arapahoe	1,001	RV	Crete PL	Crete	4,841	SE
Arcadia Twnshp	Arcadia	530	M	Eastern Twnshp	Crofton	803	NE
Arlington PL	Arlington	2,434	E	Culbertson PL	Culbertson	1,320	RV
Finch Memorial	Arnold	921	M	Klyte Burt Memorial	Curtis	1,973	RV
Arthur County	Arthur	462	P	Dakota City PL	Dakota City	1,470	NE
Ashland PL	Ashland	4,727	E	Hruska Memorial Library	David City	2,522	NE
Atkinson Twnshp	Atkinson	3,060	NE	Daykin PL	Daykin	188	SE
Auburn PL	Auburn	7,980	SE	Deshler PL	Deshler	892	SE
Alice M Farr	Aurora	8,862	SE	DeWitt PL	DeWitt	598	SE
Axtell PL	Axtell	1,215	RV	John Rogers Memorial	Dodge	693	E
HR Jordan Memorial	Bancroft	882	E	Dorchester PL	Dorchester	614	SE
Bartley PL	Bartley	339	RV	Dwight Community	Dwight	600	NE
Rock County PL	Bassett	2,019	M	Elgin PL	Elgin	1,338	NE
Battle Creek PL	Battle Creek	997	NE	Bess Johnson Elkhorn Pu	Elkhorn	4,645	E
Bayard PL	Bayard	1,196	P	Elm Creek PL	Elm Creek	852	M
Beatrice PL	Beatrice	19,505	SE	Elmwood PL	Elmwood	584	SE
Beaver City PL	Beaver City	707	RV	Elwood PL	Elwood	1,928	RV
Beaver Crsg Comm.	Beaver Crossi	448	SE	Emerson PL	Emerson	791	NE
Karlen Memorial	Beqmer	1,199	E	Ewing PL	Ewing	996	NE
Bellevue PL	Bellevue	41,274	E	Exeter PL	Exeter	661	SE
Benkelman Wmns Club	Benkelman	1,193	RV	Fairbury PL	Fairbury	4,335	SE
Bennington PL	Bennington	1,053	E	Fairfield PL	Fairfield	903	RV
Blair PL	Blair	6,860	E	Fairmont PL	Fairmont	708	SE
Bloomfield	Bloomfield	2,336	NE	Lydia Bruun Woods Mem	Falls City	4,769	SE
Blue Hill PL	Blue Hill	810	RV	Farnam PL	Farnam	188	M
Bridgeport PL	Bridgeport	1,581	P	Franklin PL	Franklin	1,112	RV
Broadwater PL	Broadwater	160	P	Keene Memorial	Fremont	23,680	E
Broken Bow PL	Broken Bow	3,778	M	Gilbert PL	Friend	1,111	SE
Bruning PL	Bruning	332	SE	Fullerton PL	Fullerton	1,452	NE
Brunswick PL	Brunswick	333	NE	Geneva PL	Geneva	2,886	SE
Garfield County	Burwell	2,141	M	Genoa PL	Genoa	1,825	NE
Byron PL	Byron	140	SE	Gering PL	Gering	7,946	P
Nigel Sprouse Mem. Lib	Callaway	973	M	Gibbon PL	Gibbon	1,525	M
Butler Memorial	Cambridge	1,107	RV	Gordon City	Gordon	3,359	P
Carleton PL	Carleton	144	SE	Gothenburg PL	Gothenburg	3,347	M
Carrol PL	Carroll	237	NE	Edith Abbott Memorial	Grand Island	47,532	M
Cedar Rapids PL	Cedar Rapids	804	NE	Hastings Memorial	Grant	1,239	RV
Central City PL	Central City	2,868	NE	Greenwood PL	Greenwood	531	SE
Ceresco Community	Ceresco	825	E	Gresham PL	Gresham	330	SE
Chadron PL	Chadron	5,588	P	Gretna PL	Gretna	2,249	E
Chappell Memorial Lib	Chappell	979	P	Auld-Doudna PL	Guide Rock	831	RV

NEBRASKA PUBLIC LIBRARIES

LIBRARY NAME	Town	Population Served	System
Hartington PL	Hartington	6,352	NE
Harvard PL	Harvard	976	RV
Hastings PL	Hastings	29,625	RV
Cravath Memorial	Hay Springs	693	P
Hemingford PL	Hemingford	953	P
Hildreth PL	Hildreth	364	RV
PL Library System	Holdrege	14,553	RV
Hooper PL	Hooper	850	E
Howells PL	Howells	967	NE
Bruun Memorial	Humboldt	1,003	SE
Humphrey PL	Humphrey	741	NE
Grant County	Hyannis	769	P
Imperial PL	Imperial	3,281	RV
Indianola PL	Indianola	862	RV
Kearney PL & Info Ctr	Kearney	32,497	M
Kimball PL	Kimball	2,574	P
LaVista PL	LaVista	10,800	E
Leigh PL	Leigh	703	NE
Lewellen PL	Lewellen	307	P
Lexington PL	Lexington	8,544	M
Lincoln City Libraries	Lincoln	213,641	U
Litchfield PL	Litchfield	593	M
Nancy Fawcett Memorial	Lodgepole	520	P
Louisville PL	Louisville	998	SE
Loup City	Loup City	3,218	M
Lyman PL	Lyman	452	P
Lyons PL	Lyons	2,105	E
Madison PL	Madison	2,135	NE
Sunshine Twnshp	Mason City	298	M
McCook PL	McCook	8,112	RV
McCool Junction PL	McCool Jun	449	SE
Mead PL	Mead	1,135	E
Meadow Grove PL	Meadow Gro	332	NE
Brenizer PL	Merna	680	M
Webermeier Memorial	Milford	1,886	SE
Milligan PL	Milligan	328	SE
Minatare PL	Minatare	807	P
Jensen Memorial	Minden	2,749	RV
Mitchell PL	Mitchell	1,743	P
Morrill PL	Morrill	974	P
Hooker County	Mullen	793	M
Morton-James PL	Nebraska Cit	6,547	SE
Neligh PL	Neligh	3,189	NE
Newman Grove PL	Newman Gro	787	NE
Niobrara PL	Niobrara	803	NE
Norfolk PL	Norfolk	21,476	NE
North Bend PL	North Bend	1,249	E
North Loup Twnshp	North Loup	539	M
North Platte PL	North Platte	31,089	RV

LIBRARY NAME	Town	Population Served	System
Oakdale PL	Oakdale	663	NE
Oakland PL	Oakland	1,279	E
Goodall City	Ogallala	7,767	P
Omaha	Omaha	414,139	U
Grattan Twnshp	O'Neill	4,898	NE
Orchard PL	Orchard	804	NE
Ord Twnshp	Ord	2,878	M
Cordeia B Preston Mem.	Orleans	570	RV
Osceola PL	Osceola	1,155	NE
Oshkosh PL	Oshkosh	986	P
Osmond PL	Osmond	1,628	NE
Oxford PL	Oxford	949	RV
Palisade PL	Palisade	381	RV
Papillion PL	Papillion	13,759	E
Carnegie PL	Pawnee City	1,008	SE
Paxton PL	Paxton	817	P
House Memorial	Pender	1,208	NE
Petersburg PL	Petersburg	712	NE
Pierce PL	Pierce	3,396	NE
Pilger PL	Pilger	1,180	NE
Plainview Carnegie	Plainview	2,803	NE
Plattsmouth PL	Plattsmouth	6,642	SE
Ponca PL	Ponca	929	NE
Potter PL	Potter	388	NE
Polk PL	Polk	1,047	P
Primrose PL	Primrose	69	NE
Ralston PL	Ralston	7,744	E
Randolph PL	Randolph	3,779	NE
Ravenna PL	Ravenna	1,471	M
Auld PL	Red Cloud	1,204	RV
Rising City Community	Rising City	531	NE
Rushville PL	Rushville	2,100	P
Sargent Twnshp	Sargent	921	M
Schuyler PL	Schuyler	6,370	NE
Scottsbluff PL	Scottsbluff	13,711	P
Scribner PL	Scribner	950	E
Seward PL	Seward	5,634	SE
Shelby PL	Shelby	1,241	NE
Shelton PL	Shelton	1,256	M
Virgil Biegert PL	Shickley	360	SE
Shubert Lib. & Museum	Shubert	237	SE
Sidney PL	Sidney	8,425	P
South Sioux City PL	South Sioux	9,677	NE
Spencer Twnshp	Spencer	796	NE
Springfield PL	Springfield	1,426	E
St. Edward PL	St. Edward	1,508	NE
St. Paul PL	St. Paul	2,009	M
Stanton PL	Stanton	5,064	NE
Logan County	Stapleton	878	RV

NEBRASKA PUBLIC LIBRARIES

LIBRARY NAME	Town	Population Served	System
Stratton PL	Stratton	427	RV
Stromsburg PL	Stromsburg	2,232	NE
Stuart Township	Stuart	1,058	NE
Superior Carnegie PL	Superior	2,397	RV
Sutherland PL	Sutherland	1,419	RV
Sutton Memorial	Sutton	1,353	RV
Syracuse PL	Syracuse	2,780	SE
Table Rock PL	Table Rock	308	SE
Taylor PL	Taylor	683	M
Tecumseh PL	Tecumseh	1,702	SE
Carnegie PL	Tekamah	3,409	E
Tilden PL	Tilden	1,638	NE
Tobias PL	Tobias	127	SE
Trenton PL	Trenton	1,089	RV
Ulysses Twnshp	Ulysses	440	NE
Valentine PL	Valentine	6,307	M
Valley PL	Valley	2,155	E
Valparaiso PL	Valparaiso	1,065	E
Verdigre PL	Verdigre	1,201	NE
Verdon PL	Verdon	242	SE

LIBRARY NAME	Town	Population Served	System
Wahoo PL	Wahoo	8,147	E
Graves PL	Wakefield	1,147	NE
Waterloo PL	Waterloo	574	E
Wauneta PL	Wauneta	1,100	RV
Lincoln Twnshp	Wausa	1,183	NE
Wayne PL	Wayne	5,142	NE
Weeping Water PL	Weeping Wa	1,008	SE
John A Stahl	West Point	5,800	E
Struckman-Baatz Mem	Western	264	SE
Dvoracek Memorial	Wilber	1,527	SE
Wilcox PL	Wilcox	380	RV
Wilsonville PL	Wilsonville	136	RV
Winside PL	Winside	434	NE
Wisner PL	Wisner	2,236	E
Wolbach PL	Wolbach	280	M
Maltman PL	Wood River	1,393	M
Wymore PL	Wymore	1,611	SE
Kilgore Memorial	York	13,979	SE
Yutan PL	Yutan	1,385	E

Nebraska Library Commission



The Atrium • 1200 N St. • Suite 120
Lincoln NE 68508-2023
34-00-00

BULK RATE
U.S. POSTAGE
PAID
Permit No. 212
Lincoln, NE



U.S. DEPARTMENT OF EDUCATION
Office of Educational Research and Improvement (OERI)
Educational Resources Information Center (ERIC)



NOTICE

REPRODUCTION BASIS



This document is covered by a signed "Reproduction Release (Blanket)" form (on file within the ERIC system), encompassing all or classes of documents from its source organization and, therefore, does not require a "Specific Document" Release form.



This document is Federally-funded, or carries its own permission to reproduce, or is otherwise in the public domain and, therefore, may be reproduced by ERIC without a signed Reproduction Release form (either "Specific Document" or "Blanket").