

ED 405 082

PS 024 929

AUTHOR Claus, Richard N.; Quimper, Barry E.
 TITLE Prekindergarten Program Product Evaluation Report, 1995-96.
 INSTITUTION Saginaw Public Schools, Mich. Dept. of Evaluation Services.
 PUB DATE Jun 96
 NOTE 48p.; Appendix C contains blurred pages. For other "Prekindergarten...Product Evaluation Reports," see ED 272 524, ED 301 622, ED 308 948, ED 320 673, ED 343 655, ED 401 993, and PS 020 756.
 PUB TYPE Reports - Evaluative/Feasibility (142) -- Reports - Descriptive (141)

EDRS PRICE MF01/PC02 Plus Postage.
 DESCRIPTORS Cognitive Development; Cognitive Measurement; Cognitive Objectives; Early Intervention; *Educational Assessment; *High Risk Students; *Outcomes of Education; Parent Participation; Parent Role; Parent School Relationship; Parent Teacher Cooperation; Partnerships in Education; *Preschool Education; Program Effectiveness; Program Evaluation; Psychomotor Objectives; Young Children
 IDENTIFIERS Michigan (Saginaw); *Prekindergarten Saginaw Objective Reference Test

ABSTRACT

The Saginaw Prekindergarten Program is designed to provide four-year-olds with an environment that will enable them to develop skills needed for future success in school, and to prepare inner city children for entry into kindergarten. The objectives of the program include specific achievements in 16 cognitive skills, psychomotor skills, and parental participation areas. An evaluation of the 1995-96 program was conducted. The Prekindergarten Saginaw Objective Referenced Test (PK-SORT) was used to measure outcomes on the cognitive and psychomotor objectives. The results showed that the program attained nine of the nine objectives in the cognitive skills area, and three of the four objectives in the psychomotor skills area. The objectives dealing with the Parents as Partners participation areas were also evaluated, and results showed that the program attained all three objectives. (Six appendixes present: (1) 1995-96 Title I prekindergarten objectives; (2) number of prekindergarten participants by building as of January 16, 1996; (3) Prekindergarten Saginaw Objective Referenced Test (PK-SORT) 1990; (4) decision rules for prekindergarten participation and parent participation tally sheets; (5) percent of students attaining mastery on PK-SORT by building; and (6) prekindergarten families attaining objectives regarding Parents as Partners.) (SD)

 * Reproductions supplied by EDRS are the best that can be made *
 * from the original document. *

This document has been reproduced as received from the person or organization originating it.
 Minor changes have been made to improve reproduction quality.

Points of view or opinions stated in this document do not necessarily represent official OERI position or policy.

EVALUATION REPORT

PREKINDERGARTEN PROGRAM PRODUCT EVALUATION REPORT

1995/96

DEPARTMENT OF EVALUATION SERVICES

- PROVIDING ASSESSMENT, PROGRAM EVALUATION AND RESEARCH SERVICES -



PERMISSION TO REPRODUCE AND
DISSEMINATE THIS MATERIAL
HAS BEEN GRANTED BY

Richard Norman
Claus

TO THE EDUCATIONAL RESOURCES
INFORMATION CENTER (ERIC)

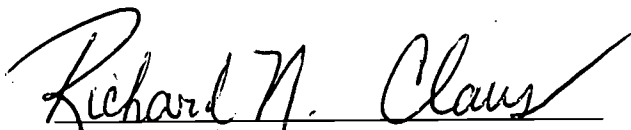
Saginaw, Michigan


PS 024029

**PREKINDERGARTEN PROGRAM
PRODUCT EVALUATION REPORT**

1995/96

An Approved Report of the
Department of Evaluation, Testing, and Research


Richard N. Claus, Ph.D.
Manager, Program Evaluation


Barry E. Quimper, Director
Evaluation, Testing, and Research

Dr. Foster B. Gibbs, Superintendent
School District of the City of Saginaw

June, 1996

TABLE OF CONTENTS

	Page
PROGRAM DESCRIPTION	1
EVALUATION PROCEDURES	2
Product Evaluation	2
PRESENTATION AND ANALYSIS OF PRODUCT DATA	3
Prekindergarten Saginaw Objective Referenced Tests (PK-SORT)	3
Parents As Partners	8
SUMMARY AND CONCLUSIONS	10
RECOMMENDATIONS	11
APPENDICES	12
Appendix A: 1995/96 Title I Prekindergarten Objectives	13
Appendix B: Prekindergarten Participants By Building As Of January 16, 1996	15
Appendix C: Prekindergarten Saginaw Objective Referenced Test (PK-SORT), 1990	16
Appendix D: Decision Rules - Prekindergarten/MSRP Tally Sheets	40
Appendix E: Percent Of Students Attaining Mastery On PK-SORT By Building	41
Appendix F: Prekindergarten Families Attaining Objectives Regarding Parents As Partners	42

LIST OF TABLES

Table		Page
1	Pupils Attaining Objectives On The Prekindergarten SORT Cognitive Subtest	4
2	Pupils Attaining Objectives On The Prekindergarten SORT Psychomotor Subtest	5
3	Difference Between 1995 And 1996 Pupil Attainment On The Prekindergarten SORT	7
4	Attainment Of Parents As Partners Objectives	9
E-1	Percent Of Students Attaining Mastery On PK-SORT By Building	41
F-1	Prekindergarten Families Attaining Objectives Regarding Parents As Partners	42

Program Description

Saginaw's Prekindergarten program, which has been in operation for the past 26 years, is funded through Title I of the Elementary and Secondary Education Act of 1965. It is designed to provide four year olds with an environment that will enable them to develop skills needed for future success in school. The ultimate purpose of this program is to prepare inner city children, most of whom come from backgrounds that may not have equipped them with these skills, for entry into kindergarten. The program has goals and objectives (see Appendix A) that children, teachers, and parents work toward throughout the year. After a year of prekindergarten, these children should at least be on par with other children as they enter kindergarten.

This year there were approximately 481 children enrolled at 14 elementary buildings (Baillie 0.5, Webber Elementary 1.5, Salina 0.5, and Morley 0.5 full-time equivalent classrooms). See Appendix B for counts by site. For the 15th consecutive year, the standardized 27 item Prekindergarten Readiness Screening Device (PRSD) was individually administered. Any pre-schooler receiving a raw score of 17 or below was selected to participate in the program initially and those scoring higher were granted entry on the basis of need (the next most needy score) at the conclusion of the general screening.

The prekindergarten staff included a staff supervisor, 15 certified teachers, 15 teacher aides, and a clerical aide. With the exception of the half-day sites, each school operated at least two sessions, one from 8:50 a.m. to 11:33 a.m., and another from 12:33 p.m. to 2:55 p.m. Class sizes were approximately 20 children per half-day session.

Evaluation Procedures

This report presents the results of the product evaluation of the 1995/96 Prekindergarten Program. A process evaluation was not conducted this year due to the good process evaluation findings in the past and also due to the fact that no new staff members were in teaching positions this school year.

Product Evaluation

A product evaluation measures the end results of a particular program. The major product (or outcome) question was: Did the program attain the objectives it set out to accomplish?

To answer this question, the Prekindergarten Saginaw Objective Reference Test (PK-SORT) was used to assess student achievement (see Appendix C for a copy of PK-SORT). The PK-SORT included 31 items dealing with both psychomotor and cognitive program areas. The first 17 items measured the program's nine cognitive objectives, while the remaining 14 dealt with the four fine and gross motor objectives.

The other evaluation instrument is the Parents as Partners Sheet, on which each teacher records the amount and type of parent participation that occurred during the year (objectives 14-16). Due to the mobility of children into and out of the program, a decision rule was developed to define the mastery criteria for less than a school year's attendance related to objectives 14-15 (see Appendix D for the decision rules).

Presentation And Analysis Of Product Data

Prekindergarten Saginaw Objective Referenced Tests (PK-SORT)

The results of the PK-SORT are presented below. PK-SORT results are reported separately for both cognitive and psychomotor subtest areas. The following results are based upon the testing of over 475 pupils during April 22-May 9, 1996. Summary post-test data for the cognitive subtest are contained in Table 1 below. The cognitive subtest measures nine objectives.

Table 1**Pupils Attaining Objectives of the Prekindergarten SORT Cognitive Subtest**

Obj. #	Objective Description	Standard	Pupils Attaining Standard		Attainment of Objective
			#	%	
1	Physical Knowledge	80% of the pupils will correctly respond to 2 of 3 related items	426	(93.2)	Yes
2	Social Knowledge	80% of the pupils will correctly respond to at least 3 of 4 related items	435	(95.2)	Yes
3	Knowledge: Classification	50% of the pupils will apply 2 criteria for sorting	369	(80.7)	Yes
4	Knowledge: Logical-Mathematical -Seriation	70% of the pupils will answer at least 1 of 2 related items	356	(77.9)	Yes
5	Spatio-Temporal Knowledge: Structure of Time	50% of the pupils will respond correctly to at least 50% of the items	381	(83.4)	Yes
6	Expressive Language: Labeling	85% of the pupils will label at least 4 objects in a picture	457	(100.0)	Yes
7	Expressive Language: Mean Length of Utterance	80% of the pupils will use a sentence of 5 or more words	441	(96.5)	Yes
8	Expressive Language: Semantics	65% of the pupils will use at least 2 of 5 elements of fluency	389	(85.1)	Yes
9	Expressive Language: Plot Extension/ Expansion	50% of the pupils will use at least 1 element of plot extension in their description	436	(95.4)	Yes

Note. N=457.

Analysis of the data contained in the above table reveals the following:

- Prekindergarten pupils attained nine of the nine (100.0%) cognitive objectives.
- The Knowledge: Logical-Mathematical-Seriation showed the lowest attainment (77.9%).
- Objective 6 (Expressive Language: Labeling) continued to demonstrate the greatest percentage of attainment (100.0%).

Summary data for the psychomotor subtest are presented in Table 2 which follows. The psychomotor subtest measures four objectives.

Table 2

Pupils Attaining Objectives on the Prekindergarten SORT Psychomotor Subtest

Obj. #	Objective Description	Standard	Pupils Attaining Standard		Attainment of Objective
			#	%	
10	Fine Motor Coordination	80% of the pupils will perform at least 3 of 4 activities	437	(95.6)	Yes
11	Spatio-Temporal Knowledge: Structuring of Space (Order)	65% of the pupils will correctly pattern a topological relationship	319	(69.8)	Yes
12	Representation at the Symbol Level: Specific Shapes	65% of the pupils will copy 3 of 4 shapes	252	(55.1)	No
13	Gross Motor Coordination	80% of the pupils will complete at least 3 of 4 movements	435	(95.2)	Yes

Note. N=457.

Analysis of the above data reveals the following results:

- Prekindergarten pupils attained three of the four objectives (75.0%).
- Objective 12 (Representation at the Symbol Level: Specific Shapes) showed the lowest attainment (55.1%) and is the only objective not mastered by the group.
- Objective 10 (Fine Motor Coordination) demonstrated the highest attainment (95.2%).

The presentation of cognitive and psychomotor post-test achievement data by building are show in Appendix E.

A comparison of this year's PK-SORT post-test results with the last year is reflected in Table 3 below.

Table 3

Difference Between 1995 and 1996 Pupil Attainments on Prekindergarten SORT

Obj. #	Objective Description	1995 Pupils Attaining Standard		1996 Pupils Attaining Standard		Difference Between 1994 and 1995 %
		#	%	#	%	
1	Physical Knowledge (80) ^a	460	96.2	426	93.2	-3.0
2	Social Knowledge (80)	458	95.8	435	95.2	-0.6
3	Knowledge: Classification (50)	392	82.0	369	80.7	-1.3
4	Knowledge: Logical-Mathematical- Seriation (70)	373	78.0	356	77.9	-0.1
5	Spatio-Temporal Knowledge: Structure of Time (50)	398	83.4	381	83.4	0.0
6	Expressive Language: Labeling (50)	475	99.4	457	100.0	0.6
7	Expressive Language: Mean Length of Utterance (80)	455	95.2	441	96.5	1.3
8	Expressive Language: Semantics (65)	380	79.5	389	85.1	5.6
9	Expressive Language: Plot Extension/ Expansion (50)	435	91.0	436	95.4	4.4
10	Fine Motor Coordination (80)	439	91.8	437	95.6	3.8
11	Spatio-Temporal Knowledge: Structuring of Space (Order) (65)	330	69.0	319	69.8	0.8
12	Representation at the Symbol Level: Specific Shapes (65)	251	52.5	252	55.1	2.6
13	Gross Motor Coordination (80)	451	94.4	435	95.2	0.8

Note. N=478 for 1995. N=457 for 1996.

^aMastery criteria for each objective stated in percent.

A review of the table indicates that for 1995 compared to 1996:

- Of the 13 objectives, eight showed increases while the remaining five either showed a minor decrease or remained the same in the percent of pupils meeting the mastery criteria. Program staff and leadership should be complemented about the increased performance of their pupils this year compared to those of last year.
- The decrease ranged from -0.1 to -3.0 percentage points while the increases ranged from 0.6 to 5.6 percentage points.
- The largest decrease was shown by Objective 1 (Physical Knowledge [-3.0]).
- Overall, almost all of the objective attainments are well above the stated criteria and the observed decreases are most probably due to variations in the new cohort rather than a general trend of the program.

Parents as Partners

Parent participation has always been an important part of the Prekindergarten Program. This component is designed to provide parents with the skills they need to become directly involved in their children's education. Parents and other members of the family frequently are quite eager to provide these learning experiences for their child. The parenting component can provide them with specific information on how their frustration can contribute to their child's development.

The parent program had three main objectives:

14. 60% of the prekindergarten families will participate in the classroom or on field trips four times per year.
15. 60% of the prekindergarten families will participate in parent meetings four times per year.
16. 80% of the prekindergarten families will complete with the child, nine home activities and return them to school.

The evaluation of this year's parenting component consisted of a year-end analysis of the data collected and recorded during the year.

Parent participation is an important component of this program. Table 4 below presents a detailed view of how the program fared on each of the three objectives.

Table 4

Attainment of Parents as Partners Objectives

Objective Number	Families Meeting Standards		Objective Attained
	#	%	
14 (60%) ^a	376	76.1	Yes
15 (60%)	430	87.0	Yes
16 (80%)	449	90.9	Yes

Note. N=494 families.

^aMastery criteria for each objective stated in percent.

As an analysis of the above data indicates, the parenting component was a success. All three objectives met the attainment standard. Parenting data by building can be found in Appendix F.

Summary and Conclusions

The 1995/96 Title I Prekindergarten Program served approximately 481 children at 14 elementary schools. A screening test was administered to each registrant at the beginning of the year to select the children who most needed this experience.

The Prekindergarten Saginaw Objective Reference Test (PK-SORT) was used to measure product outcomes on thirteen of the sixteen program objectives. The results show that the program attained nine of the nine (100.0%) objectives in the cognitive skills area, and three of the four (75.0%) objectives in the psychomotor skills area. Overall, the program was able to attain twelve (92.3%) of the thirteen objectives.

Objectives 14, 15, and 16 were also part of the product evaluation of this program. These objectives deal specifically with the Parents as Partners program component. Results show that the program attained all three of these objectives.

Thus, the Saginaw Prekindergarten Program was very successful in attaining 15 (93.8%) of the 16 objectives for the program. Review of the process and product evaluation data indicates certain areas where refinement or adjustments can be made in aiming toward further program improvement.

Recommendations

The recommendations that follow are based on this year's process and product evaluations and are intended to help bring about Title I program improvements in the following school year. These recommendations take nothing away from a program that continues to show very impressive results on an annual basis for over 25 years, this year being no exception.

The recommended ideas and techniques offered below stem from a perceived problem and are just one of many ways to improve the performance of the program. As solutions are sought for optimum program operations, a dialogue/discussion should be undertaken to determine the best and most workable way to solve the perceived problem. The staff and evaluator should be brought into these discussions so that all involved feel part of the proposed new operation of the program.

1. The teachers and program supervisor should jointly explore the probable circumstances for relatively poor achievement on objective 12 and develop an instructional management system which will lead to attaining this objective, (#12 dealt with Representation at the Symbol Level: Specific Shapes).
2. As with any educational program, the program supervisor and teaching staff should analyze the building results presented by objective, in order to formulate a plan to reduce differences in program impact across buildings. This program and staff consistently receives a hard core population of at-risk youngsters and provides an excellent educational experience through their continuous review process.

APPENDICES

APPENDIX A

1995/96 TITLE I PREKINDERGARTEN OBJECTIVES

1. Physical Knowledge

80% of the pupils will demonstrate properties of and display appropriate behavior for exploring properties of objects by correctly responding to 2 of 3 items.

2. Social Knowledge

80% of the pupils will demonstrate knowledge of social roles by correctly responding to at least three of four items.

3. Knowledge: Classification

50% of the pupils will successfully apply two criteria for sorting: color and/or form.

4. Knowledge: Logical-Mathematical-Seriation

70% of the pupils will compare and arrange objects according to a given dimension of coordinating transitive relationships of at least one of two items of this objective.

5. Spatio-Temporal Knowledge: Structuring of Time

50% of the pupils will respond correctly to at least 50% of the items related to temporal ordering of events.

6. Expressive Language: Labeling

85% of the pupils will label at least four objects in the birthday party picture.

7. Expressive Language: Mean Length of Utterance

80% of the pupils will use sentences of at least five words to describe the birthday party picture.

8. Expressive Language: Semantics

65% of the pupils will use at least two of five elements of fluency in their description of the birthday party picture.

9. Expressive Language: Plot Extension/Expansion

50% of the pupils will use at least one element of plot extension in their description of the birthday party picture.

APPENDIX A

1995/96 TITLE I PREKINDERGARTEN OBJECTIVES (Continued)

10. Fine Motor Coordination

80% of the pupils will successfully perform at least three of four activities involving hand/eye coordination.

11. Spatio-Temporal Knowledge: Structuring of Space (Order)

65% of the pupils will correctly respond to topological relationships of order or pattern.

12. Representation at the Symbol Level: Specific Shapes

65% of the pupils will copy successfully three of four shapes.

13. Gross Motor Coordination

80% of the pupils will successfully complete at least three of four large movements of the body.

14. Parent Participation

60% of the adult members of the prekindergarten family will participate in school activities at least four times per year.

15. Parent Education Program: Friday Meetings

60% of the adult members of the prekindergarten family will participate in at least four Friday meetings.

16. Parent Education Program: Home Work Activities

80% of the adult members of the prekindergarten family will help the child complete at least nine prekindergarten home activities and return them to school.

APPENDIX B

Prekindergarten Participants by Building as of January 16, 1996

<u>Elementary Building</u>	<u>Number of Participants</u>
E. Baillie	18
Coulter	30
Emerson	40
Nelle Haley	40
Heavenrich	36
Houghton	39
Jones	37
Longfellow	38
Longstreet	40
Jessie Loomis	41
Morley	14
Jessie Rouse	32
Salina	16
Webber Elementary	<u>60</u>
TOTAL	481

Prekindergarten

SAGINAW OBJECTIVE REFERENCED TEST (PK-Sort)

© 1990 School District of the City of Saginaw

Superintendent, Foster B. Gibbs, Ph.D.

Rev. 0590

TABLE OF CONTENTS

	Page
DIRECTIONS FOR ADMINISTERING PREKINDERGARTEN SAGINAW OBJECTIVE	
REFERENCES TEST (PK-SORT)	18
PREKINDERGARTEN SORT TEST ITEMS	20
Part I: Cognitive Development Subtest	20
Part II: Psychomotor Abilities Subtest	29
ATTACHMENTS	34
Attachment A: Pk-Sort Inventory Of Materials	35
Attachment B: Scoring Criteria For Circles, Vertical- Horizontal Crosses, Squares, And Triangles	36

APPENDIX C

DIRECTIONS FOR ADMINISTERING PREKINDERGARTEN SAGINAW OBJECTIVE REFERENCED TEST (PK-SORT)

This test is to be administered on a one-to-one basis. It is important that each testing situation be essentially the same for all pupils. Very careful attention should be given to the detailed instructions that are provided in these directions, as well as the instructions that are incorporated into the test itself.

All teacher directions that are included in the test will be in parentheses () and are not to be read to the pupil. The teacher should be familiar with all questions as well as the materials that are to be used in administering the test. The test kit should be checked for inclusion of a complete set of the manipulative materials and flash cards. (See Appendix A for an inventory of these materials.)

In administering the test, the teacher is to score the pupil response to each item as it is given. Each item is scored on a right or wrong basis. The content of each pupil response is to be accepted by the teacher at face value. The teacher should be careful not to provide the pupil with any verbal or non-verbal signals that might influence the pupil's thinking or eventual answer.

It is appropriate for the teacher to provide help that ensures that the pupil understands the task to be performed. In order to facilitate this understanding, each set of instructions should be given and then be repeated. Some pupils benefit from a pause or a "wait time" before they are required to give a response. It is permissible to have a pupil start over if it appears that he/she has forgotten the task, or is confused as to what to do. The pupil should be given up to 30 seconds to respond to any given item. Every

APPENDIX C

attempt should be made to administer all items of the test to all pupils. The teacher should take as much time as reasonably necessary to complete the test. If appropriate, the test can be given over a number of days and in a number of settings.

Since the teacher is to judge the correctness or incorrectness of each pupil response, the directions for each test item contains a section on correct or acceptable responses. A clear understanding of the acceptable responses provided in the test instructions will ensure that the teacher can quickly and consistently score each item. Responses are to be scored and coded on the answer sheet as the pupil answers each question. The following symbols are to be used for scoring:

A for correct responses and

B for incorrect or no responses

A machine scoreable answer sheet will be used to record the pupil's responses. The teacher should carefully follow the procedures that are outlined in the "Directions for Completing the Prekindergarten SORT Answer Sheets". These directions will be included in the packet containing the machine scoreable answer sheets.

APPENDIX C

PREKINDERGARTEN SORT TEST ITEMS

PART I: COGNITIVE DEVELOPMENT SUBTEST

(Remember, all statements in parentheses () are intended for your use and are not to be read to the child. In recording answers on your answer sheet, you should code A = correct response and B = incorrect or no response.)

1. SAY, "Let's play a game where you have to tell me about things you cannot see."

(Hand the pupil feely sock Number 1.
It contains a metal zipper.)

- SAY, "Put your hand in the sock. Keep your hand in the sock. Take the thing that is in the sock and feel it. Tell me about it."

(Pause. Listen for one of these acceptable responses and mark your scoring sheet accordingly.)

Acceptable Responses

- Name of the object
- Shape of the object
- Use of the object
- Name of the material of the object
- Texture of the object

- SAY, "Let's take a look at it. Now, let's do another one."

(Put away sock Number 1 making sure that the zipper is put back, take out sock Number 2.)

BEST COPY AVAILABLE

APPENDIX C

2. (Hand the pupil feely sock Number 2. It contains a toothbrush.)

SAY, "Put your hand in the sock. Keep your hand in the sock. Take the thing that is in the sock and feel it. Tell me about it."

(Pause. Listen for one of these acceptable responses and mark your scoring sheet accordingly.)

Acceptable Responses

- Name of object
- Shape of the object
- Use of the object
- Name of the material of the object
- Texture of the object

SAY, "Let's take a look at it. Now, let's do another one."

(Put away Number 2 making sure that the toothbrush is put back, take out sock Number 3.)

(Hand the pupil feely sock Number 3. It contains a plastic egg.)

3. SAY, "Put your hand in the sock. Keep your hand in the sock. Take the thing that is in the sock and feel it. Tell me about it."

(Pause. Listen for one of these acceptable responses and mark your scoring sheet accordingly.)

Acceptable Responses

- Name of the object
- Shape of the object
- Use of the object
- Name of the material of the object
- Texture of the object

SAY, "Let's take a look at it."

(Put away sock Number 3 making sure the egg is put back.)

APPENDIX C

4. SAY, "Now let's take a look at some pictures and talk about them."

(Show the child the picture marked with the Number 4 on the back. As you are holding it follow these directions.)

- SAY, "Tell me who this worker is. What does s/he do?"

(Pause for response, listening for one of the acceptable responses listed below.)

Acceptable Responses

- Name of the role or title of the worker or
- A description of what s/he does or how the worker helps us.

(Mark your scoring sheet accordingly.)

- 5-7. (Put away picture Number 4 and continue following the same directions for pictures 5, 6, and 7. Remember to mark on your scoring sheet after each question.)

8. SAY, "In just a minute we will play a game with some candies which should be lots of fun."

(Open the envelope marked item Number 8 and randomly place candies that it contains in front of the pupil. As you describe what the pupil is to do, gesture with your hands to represent two piles.)

- SAY, "Some candies are yellow, some are green, some are round, and some are long. Put the candies that are alike into two piles. All the candies in each pile should be alike."

(Pause for the child to group the candies. Make sure that one of the groups is correct according to the acceptable responses listed below.)

Acceptable Responses

- Grouping according to color
- Grouping according to form

(Mark your scoring sheet accordingly.)

BEST COPY AVAILABLE

APPENDIX C

9. SAY, "In just a minute we will play a game with some circles and triangles which should be lots of fun."

(Open the envelope marked item Number 9 and randomly place the shapes in front of the pupil. As you describe what the pupil is to do, gesture with your hands to represent two piles.)

- SAY, "Put the shapes that are the same into two piles. All the shapes in each pile should be alike."

(Pause for the child to group the shapes. Make sure that the groups are correct according to the acceptable response listed below.)

Acceptable Response

— Grouping according to form

(Mark your scoring sheet accordingly.)

-
10. SAY, "Now let's play with some toy bears. They are a family."

(Remove toy bears from envelope marked item Number 10 and allow child to play with and talk about the bear family.)

- SAY, "Now, can you put this family from the biggest to the smallest?"

(Pause for the child to arrange the bears from biggest to smallest or the reverse order. Make sure that the arrangement is correct according to the acceptable responses listed below.)

Acceptable Responses

-- All four bears from biggest to smallest or
— All four bears from smallest to biggest

(Mark your scoring sheet accordingly.)

APPENDIX C

11. SAY, "Now let's take a look at some pictures and put them in order."

(Open the envelope marked Item 11 and randomly place the four pictures in front of the child.)

SAY, "Here are four girls. Some of the girls are tall, some are short. Put the girls in a row from tallest to shortest."

(Provide a ruler as base. Pause for the child to arrange the girls. Make sure that the arrangement is correct according to the acceptable responses listed below.)

Acceptable Responses

- All four pictures from tallest to shortest or
- All four pictures from shortest to tallest

(Mark your scoring sheet accordingly.)

SAMPLE EXERCISE

SAY, "We are going to look at some pictures. We're going to talk about what happens first, next, and last."

(Open envelope marked "Sample, 12 and 13". Take out pictures for sample item. Lay pictures on table in order of #1, #2, #3, left to right, facing child.)

SAY, "Let's do this together. Listen to the story."

Mother mixed up a cake.
She put it into the oven to bake.
Then the cake is ready to eat.

SAY, "Show me the picture that happened first."

(Pause for answer and correct if he/she has not understood directions.)

SAY, "Show me the picture that happened next."

(Pause for answer and correct child if he/she has not understood.)

SAY, "Show me the picture that happened last."

(If child gives incorrect sequence, teacher tells the story and presents pictures in correct sequence.)

APPENDIX C

12. SAY, "Let's do another story."

(Put Item 12 pictures out in order of #1, #2, #3,
left to right, facing child.)

SAY, "Listen to the story."

Daddy wrote a letter.
He walked to the mailbox.
He mailed the letter to his friend.

SAY, "Show me the picture that happened first."
(Pause for correct picture.)

SAY, "What happened next?"
(Pause for correct picture.)

SAY, "What happened last?"
(Pause for correct picture.)

Child must point to or give you pictures in
correct order.

(Mark your scoring sheet accordingly and put
pictures away.)

13. SAY, "Let's do another story."

(Put Item 13 pictures out in order #1, #2, #3,
left to right, facing child.)

SAY, "Listen to the story."

The boy fell in the mud.
He took a bath.
Now he is all clean!

SAY, "Show me the picture that happened first."
(Pause for correct picture.)

SAY, "What happened next?"
(Pause for correct picture.)

SAY, "What happened last?"
(Pause for correct picture.)

Child must point to or give you pictures in
correct order.

(Mark your scoring sheet accordingly and put
pictures away.)

APPENDIX C

14. SAY, "I have a picture here out of a story book. It's part of the story, but the words are missing. Would you look at my picture and help me with the story?"

(Teacher hands child the picture from folder marked Number 14.)

SAY, "Tell me what you see in this picture."

(Pause for the child to answer. Make sure that the answer is listed below as an acceptable response.)

Acceptable Responses

-- Name at least four objects in picture

(Need not identify correctly)

For example:	dog	ball
	squirrel	cars
	boys	slide
	girls	picnic table
	baby	tree
	cup	blanket
	grandma	bottle
	sandwich	clover
	pie	flowers
	glass	chair

Incorrect Responses

- Did not talk
- Named less than four objects
- Gave irrelevant responses

(Mark your scoring sheet accordingly.)

APPENDIX C

(Child continues to use picture marked Number 14.)

15. SAY: "Tell me what you think is happening in the picture?"
"Can you tell me more about the picture?"

(Pause for the child to tell the story. Make sure that the answer is listed below as an acceptable response.)

Acceptable Response

-- Uses a sentence of 5 or more words

Incorrect Responses

- Child does not talk
- Uses sentences of four words or less
- Uses phrases

(Mark your scoring sheet accordingly.)

16. (Score story given for item 15 in terms of acceptable responses given below.)

Acceptable Response

-- Uses at least 3 or 5 of the listed elements of fluency. *

Incorrect Response

-- Uses less than 3 of the listed elements of fluency. *

* Fluency consists of additional responses using:

- Modifiers (uses adjectives or adverbs.)
- Spatial elements (uses prepositions indicating position.)
- Number words
- Emotional or feeling words
- Sequence (uses phrases to describe a series of events.)

(Mark your scoring sheet accordingly.)

APPENDIX C

17. (Child continues to hold the picture from the folder marked Number 15.)

SAY, "What do you think will happen next? What will they do when the picnic is over?"

(Pause for the child to answer. Make sure that the answer is listed below as an acceptable response.)

Acceptable Response

-- Child uses 1 or more of the elements listed below as a plot extension. * Any of the extensions below should be acceptable.

* Plot extension consists of:

- Inferences
- Predictions
- Cause and effect
- Conclusions

Incorrect Response

-- Child does not use plot extension. *

* Plot extension consists of:

- Inferences
- Predictions
- Cause and effect
- Conclusions

(Mark your scoring sheet accordingly and put the picture away.)

APPENDIX C

PART II: PSYCHOMOTOR ABILITIES SUBTEST

51. (From envelope marked Number 51, ask pupil to fold a 5" x 5" sheet of paper in half. Teacher demonstrates with a sample.)

SAY, "Fold the paper in half."

Acceptable Response

-- Using ruler, folds should show an accuracy + 3/8" in any direction.

(Mark scoring sheet accordingly.)

52. (Using the same folded sheet, ask pupil to open the sheet and cut the paper on the fold.)

SAY, "Now open the sheet and cut the paper on the fold line."

(Teacher demonstrates with his/her sample.)

Acceptable Response


-- Using ruler, cuts should be + 1/2" from the fold.

(Mark scoring sheet accordingly.)

APPENDIX C

53. (Using a crayon from envelope Number 53, ask pupil to color inside the outline of the circle.)

SAY, - "Color inside this circle. Color all of the circle."




Acceptable Response

-- Using ruler, coloring marks should not exceed 1/2" at any point and approximately 2/3 rde of circle should be colored.

(Mark scoring sheet accordingly.)

54. (Using a crayon from envelope Number 54, ask pupil to draw a line between the two lines.)

SAY, "Draw a line between the two lines from the mouse to the house."



Acceptable Response

-- Crayon line must be within parallel lines and connect the mouse to the house or come within at least 1/2" of touching both the mouse and the house.

(Mark scoring sheet accordingly.)


35.

BEST COPY AVAILABLE

APPENDIX C

55. (Using cut-out forms from envelope Number 55, place them on the table facing the child in the order shown below. Then take a similar set from envelope Number 55 and ask the child to make the same pattern.)

SAY, "You make your row look just like mine."



Acceptable Response

-- Linear order must be the same as the example.

(Mark scoring sheet accordingly.)

56. (Child must be seated across the teacher. Teacher places his/her 5 toy cars from envelope Number 56 on the oaktag circle. The teacher puts down the parking strip, one in front of the child and another at least 10 inches away from that one and parallel to it.)

SAY, "We are going to build parking lots. First, you watch how I park my cars and trucks."

(From the circle the teacher takes 5 cars and places them on teacher parking strip #2 in the same predetermined order for all children as printed on parking strip. Teacher then places the child's 5 toy cars on the oaktag circle and asks the child to park his/her cars on child's parking strip #1 to look just like the teacher's.)

SAY, "Park your cars just like mine."

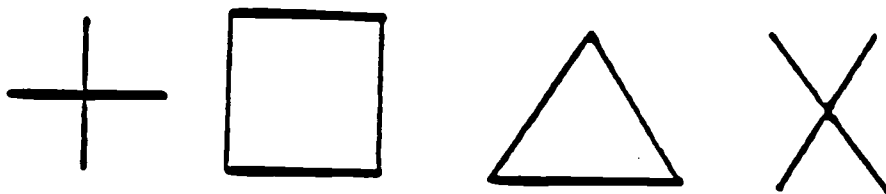
Acceptable Response

-- Linear order of cars must be the same as the teacher's order according to color.

(Mark scoring sheet accordingly.)

APPENDIX C

- 57-60. (Using cards from envelope Number 57-60, show one card at a time in the following order. Hand an extra sheet of paper to the child to draw the figures.)



SAY, "Draw a shape like this one."

Acceptable Response

-- See Appendix B for acceptable drawings as shown in Administration and Scoring Manual for the Developmental Test of Visual Motor Integration.

61. (Given the directive [opportunity] to hop on one foot, the child will be able to take five consecutive hops on either foot.)

Acceptable Response

-- Successful performance of the above activity.

(Mark scoring sheet accordingly.)

62. (Given a mark on the floor, the child will be able to jump over it by simultaneously lifting both feet from the floor and propelling his/her body forward and landing with feet together.)

Acceptable Response

-- Successful performance of the above activity.

(Mark scoring sheet accordingly.)

APPENDIX C

63. (Given a directive [opportunity] to skip, as a participant in any group activity which involves skipping, the learner will be able to skip using alternate feet, for a distance of ten or more feet.)

Acceptable Response

-- Successful performance of the above activity.

(Mark scoring sheet accordingly.)

-
64. (Given a ten-foot length of a 2" by 4" piece of lumber, the child will be able to walk a distance of at least five feet on the 4" side of the lumber.)

Acceptable Response

-- Successful performance of the above activity.

(Mark your scoring sheet accordingly and put the materials away. Thank the child for working with you.)

BEST COPY AVAILABLE

APPENDIX C

ATTACHMENTS

APPENDIX C

ATTACHMENT A

PK-SORT INVENTORY OF MATERIALS

PART I: COGNITIVE DEVELOPMENT SUBTEST


- Item 1. - 1 feely sock with a zipper in it.
- Item 2. - 1 feely sock with a toothbrush in it.
- Item 3. - 1 feely sock with a plastic egg in it.
- Items 4-7. - picture of a postman, policeman, truck driver, and snack bar attendant.
- Item 8. - 4 green and 4 yellow candies (4 round and 4 rectangular)
- Item 9. - 5 circles (3-3/4" diameter) and 4 triangles (3-7/8" sides)
- Item 10. - 4 bears of varying heights/sizes
- Item 11. - 4 girl paper dolls of varying heights/sizes and 1-12" ruler for base (9-1/2", 7-7/8", 6-1/4", and 5-1/4" call)
- Sample - 3 pictures of Mother mixing cake, baking cake, and serving cake.
- Item 12. - 3 pictures of Dad writing letter, walking to mailbox, and mailing letter.
- Item 13. - 3 pictures of Boy falling in mud, taking bath, and then all clean.
- Item 14. - 1 picture of a picnic.

PART II - PSYCHOMOTOR DEVELOPMENT SUBTEST

- Items 51-52. - 4-inch square pieces of paper and 1 pair of scissors.
- Items 53-54. - paper with a 3-inch circle and a mouse/house illustration on it. (template for 3-inch circle scoring.)
- Item 55. - 4 house illustrations and 6 face illustrations.
- Item 56. - 2 strips of oaktag (3" x 8-1/2") for parking lots
1 oaktag circle (5-1/8" in diameter) for setting out cars and trucks
5 sets of different colored cars and/or trucks (2 per set).
- Items 57-60. - oaktag flash cards (5-1/2" x 5-1/2") of a square figure, a triangle figure, a plus sign, and an "X".
multiple sheets of paper set up for students to replicate figures with four quadrants.
- Item 62. - 1 strip of tape or mark on the floor is needed.
- Item 64. - a 2" x 4" x 10" piece of lumber or a balance board is needed.


APPENDIX C

ATTACHMENT B

 **FORM 3 Circle**
Scoring Criteria

Predominantly circular lines

Age Norms
(limited)
2.9
(Capred)
3.0









Passing	Failing
	
	
	
	

APPENDIX C


ATTACHMENT B

+ FORM 4 Vertical-Horizontal Cross
Scoring Criteria

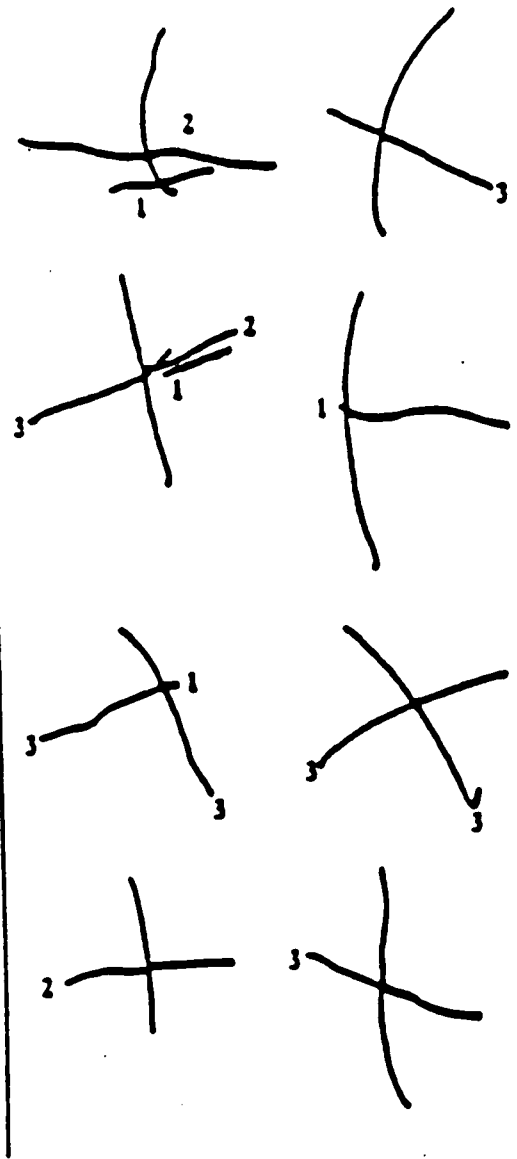
Age Norm 4;1

1. Two fully intersecting lines	no:			
2. Two continuous lines	no:			
3. At least 1/2 of each line within 20° of its correct orientation	no:			

Passing



Failing



ATTACHMENT B


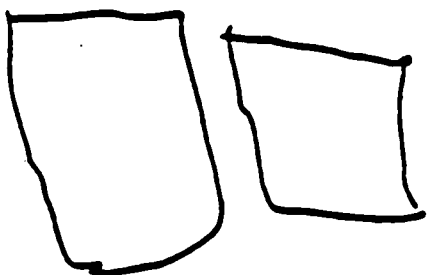
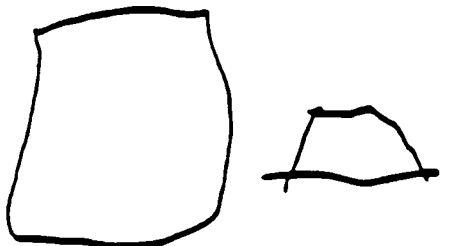
 **FORM 6 Square**
Scoring Criteria

Age Norms 4.6


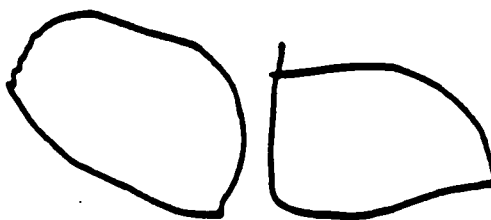
Four clearly defined sides
(corners need not be angular)

not  


Passing



Failing



ATTACHMENT B

 **FORM 9 Triangle**
Scoring Criteria

Age Norms 3:3

1. Three clearly defined sides

not



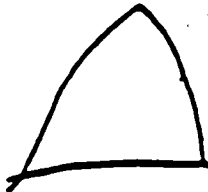
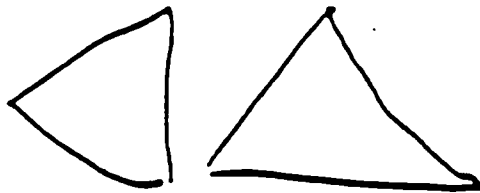


2. One corner higher than others

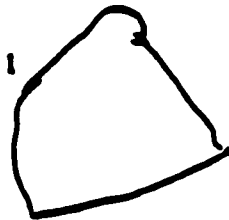

not



Passing



Failing



APPENDIX D

DECISION RULES

Prekindergarten/MSRP Tally Sheets

- To be counted, students must have attended at least four months; counted at the school at which data is reported (“moved to” is not counted unless data of “receiving” school does not contain “moved” student).
- To be counted as attaining individual standard:
 - Half year:
 - At least two occurrences “helps in the classroom”
 - At least two occurrences “meetings”
 - At least five occurrences “home activities”
 - Whole year (≥ 6 months in program)
 - At least four occurrences “helps in classroom”
 - At least four occurrences “meetings”
 - At least nine occurrences “home activities”

Table E-1
Percent of Students Attaining Mastery on PK-SORT by Building

PK-SORT Objective (Criteria) ^a	BUILDING													PROGRAM WIDE (N=457)		
	Baillie (N=15)	Coullter (N=30)	Emerson (N=38)	N. Haley (N=39)	Heavenrich (N=37)	Houghton (N=40)	Jones (N=29)	Longfellow (N=37)	Longstreet (N=38)	Loomis (N=38)	Morley (N=14)	Rouse (N=32)	Salina (N=13)		Webber I (N=37)	Webber II (N=20)
1 (80)	100.0	100.0	92.1	89.7	97.3	97.5	89.6	91.9	97.4	89.5	71.4	93.8	92.3	97.3	85.0	93.2
2 (80)	93.3	96.7	97.4	92.3	97.3	100.0	89.6	100.0	94.7	94.7	92.8	81.2	92.3	100.0	100.0	95.2
3 (50)	80.0	93.3	94.7	84.6	81.1	95.0	93.1	70.3	92.1	50.0	42.8	68.8	84.6	89.2	65.0	80.7
4 (70)	66.7	93.3	92.1	53.8	70.3	77.5	41.4	94.6	86.8	71.0	92.8	65.6	100.0	100.0	70.0	77.9
5 (50)	100.0	96.7	92.1	87.2	64.9	70.0	55.2	86.5	94.7	81.6	78.6	78.1	100.0	94.6	85.0	83.4
6 (85)	100.0	100.0	100.0	100.0	100.0	100.0	100.0	100.0	100.0	100.0	100.0	100.0	100.0	100.0	100.0	100.0
7 (80)	100.0	100.0	97.4	100.0	89.2	100.0	100.0	100.0	100.0	92.1	71.4	93.8	92.3	100.0	95.0	96.5
8 (65)	100.0	100.0	86.8	41.0	83.8	97.5	100.0	97.3	97.4	73.7	35.7	87.5	76.9	100.0	75.0	85.1
9 (50)	93.3	96.7	94.7	94.9	94.6	100.0	93.1	97.3	97.4	94.7	78.6	90.6	92.3	100.0	100.0	95.4
10 (80)	100.0	100.0	94.7	94.9	94.6	97.5	100.0	97.3	94.7	89.4	100.0	84.4	100.0	100.0	95.0	95.6
11 (65)	100.0	100.0	71.1	35.9	59.4	82.5	82.8	78.4	92.1	31.6	42.8	50.0	84.6	94.6	60.0	69.8
12 (65)	26.7	46.7	39.5	28.2	40.5	97.5	34.5	70.3	63.1	57.9	50.0	65.6	53.8	81.1	35.0	55.1
13 (80)	93.3	96.7	94.7	97.4	94.6	97.5	93.1	91.9	94.7	97.4	92.8	87.5	92.3	100.0	100.0	95.2

Note. N=457.

^aRepresents criteria for each objective.

APPENDIX F

Table F-1

Prekindergarten Families Attaining Objectives Regarding the Parents as Partners

School	Number of Students Enrolled ^a	Parent Participation Objective 14		Parent Meetings Objective 15		Homework Activities Objective 16	
		#	%	#	%	#	%
Baillie	19	13	(68.4)	14	(73.7)	15	(78.9)
Coulter	34	28	(82.4)	31	(91.2)	27	(79.4)
Emerson	42	24	(57.1)	35	(83.3)	41	(97.6)
Haley	42	38	(90.5)	37	(88.1)	42	(100.0)
Heavenrich	37	30	(81.1)	30	(81.1)	34	(91.9)
Houghton	42	42	(100.0)	42	(100.0)	42	(100.0)
Jones	34	29	(85.3)	32	(94.1)	34	(100.0)
Longfellow	37	28	(75.7)	33	(89.2)	36	(97.3)
Longstreet	39	32	(82.1)	37	(94.9)	38	(97.4)
Loomis	41	22	(53.6)	30	(73.2)	32	(78.0)
Morley	17	9	(52.9)	16	(94.1)	15	(88.2)
Rouse	34	18	(52.9)	28	(82.4)	26	(76.5)
Salina	16	9	(56.2)	7	(43.8)	8	(50.0)
Webber I	39	36	(92.3)	38	(97.4)	39	(100.0)
Webber II	21	18	(85.7)	20	(95.2)	20	(95.2)
TOTAL	494^b	376	(76.1)^c	430	(87.0)^c	449	(90.9)^c

Note. N=494.

^aNumber of students enrolled and attending program for at least four months.

^bWhile some students were enrolled at more than one site during that year, each individual student was counted only once in these statistics.

^cObjective attainment:

--Parent participation by at least 60% for at least four school activities.

--Parent meetings by at least 60% for at least four Friday meetings.

--Homework activities by at least 80% for at least nine home activities. (See Appendix D for additional decision rules).



REPRODUCTION RELEASE

(Specific Document)

I. DOCUMENT IDENTIFICATION:

Title: PREKINDERGARTEN PROGRAM PRODUCT EVALUATION REPORT, 1995/96	
Author(s): RICHARD N. CLAUS AND BARRY E. QUIMPER	
Corporate Source:	Publication Date: JUNE, 1996

II. REPRODUCTION RELEASE:

In order to disseminate as widely as possible timely and significant materials of interest to the educational community, documents announced in the monthly abstract journal of the ERIC system, *Resources in Education* (RIE), are usually made available to users in microfiche, reproduced paper copy, and electronic/optical media, and sold through the ERIC Document Reproduction Service (EDRS) or other ERIC vendors. Credit is given to the source of each document, and, if reproduction release is granted, one of the following notices is affixed to the document.

If permission is granted to reproduce the identified document, please CHECK ONE of the following options and sign the release below.

Sample sticker to be affixed to document

Sample sticker to be affixed to document

Check here

Permitting microfiche (4"x 6" film), paper copy, electronic, and optical media reproduction

"PERMISSION TO REPRODUCE THIS MATERIAL HAS BEEN GRANTED BY _____

Sample

TO THE EDUCATIONAL RESOURCES INFORMATION CENTER (ERIC)."

Level 1

"PERMISSION TO REPRODUCE THIS MATERIAL IN OTHER THAN PAPER COPY HAS BEEN GRANTED BY _____

Sample

TO THE EDUCATIONAL RESOURCES INFORMATION CENTER (ERIC)."

Level 2

or here

Permitting reproduction in other than paper copy.

Sign Here, Please

Documents will be processed as indicated provided reproduction quality permits. If permission to reproduce is granted, but neither box is checked, documents will be processed at Level 1.

"I hereby grant to the Educational Resources Information Center (ERIC) nonexclusive permission to reproduce this document as indicated above. Reproduction from the ERIC microfiche or electronic/optical media by persons other than ERIC employees and its system contractors requires permission from the copyright holder. Exception is made for non-profit reproduction by libraries and other service agencies to satisfy information needs of educators in response to discrete inquiries."

Signature: <i>Richard Norman Claus</i>	Position: MANAGER, PROGRAM EVALUATION
Printed Name: RICHARD NORMAN CLAUS	Organization: SCHOOL DISTRICT OF THE CITY OF SAGINAW
Address: 550 MILLARD SAGINAW, MI 48607	Telephone Number: (517) 759-2307
	Date: DECEMBER 13, 1996

024929



III. DOCUMENT AVAILABILITY INFORMATION (FROM NON-ERIC SOURCE):

If permission to reproduce is not granted to ERIC, or, if you wish ERIC to cite the availability of this document from another source, please provide the following information regarding the availability of the document. (ERIC will not announce a document unless it is publicly available, and a dependable source can be specified. Contributors should also be aware that ERIC selection criteria are significantly more stringent for documents which cannot be made available through EDRS).

Publisher/Distributor:	
Address:	
Price Per Copy:	Quantity Price:

IV. REFERRAL OF ERIC TO COPYRIGHT/REPRODUCTION RIGHTS HOLDER:

If the right to grant reproduction release is held by someone other than the addressee, please provide the appropriate name and address:

Name and address of current copyright/reproduction rights holder:
Name:
Address:

V. WHERE TO SEND THIS FORM:

Send this form to the following ERIC Clearinghouse: CHARIS BACHELLER ERIC/EECE 805 W. PENNSYLVANIA AVE. URBANA, IL 61801
--

If you are making an unsolicited contribution to ERIC, you may return this form (and the document being contributed) to:

ERIC Facility
1301 Piccard Drive, Suite 300
Rockville, Maryland 20850-4305
Telephone: (301) 258-5500