

DOCUMENT RESUME

ED 403 382

CE 066 017

TITLE ACE Parking Workplace Education.  
 INSTITUTION Sweetwater Union High School District, Chula Vista, Calif.  
 SPONS AGENCY Office of Vocational and Adult Education (ED), Washington, DC. National Workplace Literacy Program.  
 PUB DATE 94  
 CONTRACT V198A20121  
 NOTE 84p.; For related documents, see CE 066 016-019.  
 PUB TYPE Guides - Classroom Use - Teaching Guides (For Teacher) (052)

EDRS PRICE MF01/PC04 Plus Postage.  
 DESCRIPTORS Adult Basic Education; Adult Vocational Education; \*Basic Skills; \*Communication Skills; Literacy Education; \*Numeracy; \*Parking Facilities; Problem Solving; \*Service Occupations; \*Workplace Literacy; Workshops  
 IDENTIFIERS \*Customer Services

ABSTRACT

This manual is designed for use in a four-session workshop to help new parking garage employees enhance their skills in the following areas: understanding the functions of parking employees, computing parking rates and filling out parking lot reconciliation forms, preparing miscellaneous parking lot forms and developing effective communication and listening skills, and providing high quality customer service. The manual contains separate sections for each workshop session. Included in each section are some or all of the following: session outline, transparency masters, instructional text, problem-solving exercises, diagrams, sample forms, and group discussion questions. (MN)

\*\*\*\*\*  
 \* Reproductions supplied by EDRS are the best that can be made \*  
 \* from the original document. \*  
 \*\*\*\*\*

# ACE PARKING WORKPLACE EDUCATION

Sweetwater Union High School District, Division of Adult and Continuing Education

## Session 1

°INTRODUCTION & OVERVIEW

°SERVICING INCOMING TRAFFIC

°SERVICING OUTGOING TRAFFIC

°PROBLEM SOLVING EXERCISE

°ACCIDENT REPORTING

°OCCUPATIONAL SAFETY

°GROUP DISCUSSION QUESTION #1

°VIDEO PRESENTATION

U.S. DEPARTMENT OF EDUCATION  
Office of Educational Research and Improvement  
EDUCATIONAL RESOURCES INFORMATION  
CENTER (ERIC)

This document has been reproduced as received from the person or organization originating it.

Minor changes have been made to improve reproduction quality.

Points of view or opinions stated in this document do not necessarily represent official OERI position or policy.

---

---

# **ACE PARKING WORKPLACE EDUCATION**

Sweetwater Union High School District, Division of Adult and Continuing Education

Carlos Cuellar  
Instructor

## **Introduction**

Alice Hurley  
Workplace Literacy  
Coordinator

---

---

**This introductory workshop will allow new employees to enhance their skills in the following areas:**

- Session 1      °Cashiers' Functions - the role of an ACE Parking employee**
  
- Session 2      °Math Review & Compute Parking - rates and fill out ACE Reconciliation forms**
  
- Session 3      °ACE Business Form Preparation & Interpersonal Skills - effective communications and listening skills**
  
- Session 4      °Customer Service/Service Quality - keys to superior service quality**

---

---

# ACE PARKING WORKPLACE EDUCATION

Sweetwater Union High School District, Division of Adult and Continuing Education

## Session 1

---

---

### SERVICING INCOMING TRAFFIC

- °Greet Customers Properly
- °Prepare 3 Section Ticket
  - time stamp all 3 sections
  - write last 3 digits of license and stall number
  - write PP on NP on all parts
  - give large portion to customer
  - keep middle portion
  - put top portion on windshield
- °Retain Keys Where Necessary

**FLAT LOT**      **SESSION 1**

**EXIT 2**

**EXIT 1**

**CASHIERS  
BOOTH**

---

---

# **ACE PARKING WORKPLACE EDUCATION**

Sweetwater Union High School District, Division of Adult and Continuing Education

## **Session 1**

---

---

### **SERVICING OUTGOING TRAFFIC**

- °Stamp Ticket with Outgoing Time**
  
- °Determine Amount Owed; Write On Ticket**
  
- °Keep Customer's Money in View Until  
Transaction is Complete**
  
- °Count Out Change to Customers**
  
- °Thank Customer, Ask if Receipt is Needed**

## PROBLEM SOLVING EXERCISE 1

It's your first week on the job and you want to make a good impression. In order to personalize your service, you ask various customers what their names are. On this particular day, you ask a customer you have seen on a regular basis, what his name is and the customer replies, "none of your business!"

How do you respond?

Explain.

ACE PARKING INCIDENT REPORT

THIS FORM IS TO BE FILLED OUT BY ATTENDANT AS COMPLETELY AS POSSIBLE

Incident Date \_\_\_\_\_ Time \_\_\_\_\_ Site Name \_\_\_\_\_ # \_\_\_\_\_

Attendant \_\_\_\_\_ Work Hours \_\_\_\_\_

Type of Incident: Damage Injury Theft Other: \_\_\_\_\_

Claimant's Name \_\_\_\_\_ Home Phone (\_\_\_\_) \_\_\_\_\_

Address \_\_\_\_\_ Work Phone (\_\_\_\_) \_\_\_\_\_

ZIP: \_\_\_\_\_ [ ] Transient [ ] Monthly

Vehicle \_\_\_\_\_

Year Make Model Color License # State

Evidence of Financial Responsibility/Insurance (If damage to Ace property)

Company \_\_\_\_\_ Policy Number \_\_\_\_\_

Agent \_\_\_\_\_ Phone Number \_\_\_\_\_

Describe damage/injury/theft in detail: \_\_\_\_\_

\_\_\_\_\_

\_\_\_\_\_

\_\_\_\_\_

Attendant's Statement: (Did Ace hold keys? Yes [ ] No [ ])

\_\_\_\_\_

\_\_\_\_\_

\_\_\_\_\_

\_\_\_\_\_

\_\_\_\_\_

Did anyone possibly needing medical attention refuse [ ] or receive it [ ]?

Describe medical attention or offer of attention: \_\_\_\_\_

\_\_\_\_\_

Witness Name(s) \_\_\_\_\_

Witness Address(s) \_\_\_\_\_

Attendant \_\_\_\_\_ Supervisor \_\_\_\_\_ Time \_\_\_\_\_

Signature

Print your name

Fill out and attach Incident Report Supplement, attach claim check, and send completed forms to regional manager.

[ ] Check here if backside used for additional comments.

c:\gross\incident



INCIDENT REPORT SUPPLEMENT  
(ATTACH TO INCIDENT REPORT)

Claimant's Name \_\_\_\_\_

Site # \_\_\_\_\_ Incident Date \_\_\_\_\_

Supervisor's Assessment

1. Liability & Action Recommended (check one)

- A. Ace not liable - deny claim
- B. Ace liable - pay claim

2. Reason for Recommended Action (check one)

Deny Claim

- A. Car damage caused by third party
- B. Car damage caused by claimant
- C. Car damage occurred prior to intake
- D. Car damage caused by forces beyond Ace's control
- E. Theft by third party
- F. Personal injury caused by third party
- G. Personal injury caused by claimant's lack of reasonable care
- H. Other \_\_\_\_\_

Pay Claim

- I. Damage caused by Ace employee (requires completed shortage slip)
- J. Damage caused by equipment malfunction
- K. Damage caused by condition under Ace's control
- L. Other \_\_\_\_\_

3. Take no immediate action (check only if this applies)

Reason \_\_\_\_\_

Hold until \_\_\_\_\_

4. Supervisor (print) \_\_\_\_\_ Date \_\_\_\_\_ Time \_\_\_\_\_

Regional Manager Recommendation \_\_\_\_\_

Date \_\_\_\_\_ Time \_\_\_\_\_ Initials \_\_\_\_\_ Send to Claims Manager

Claims Manager Action Date received \_\_\_\_\_

Action taken (letters, shortage slips, transfer to legal, etc.)

A. \_\_\_\_\_ Date \_\_\_\_\_

B. \_\_\_\_\_ Date \_\_\_\_\_

C. \_\_\_\_\_ Date \_\_\_\_\_

Check Request Date sent to Accounting \_\_\_\_\_

A. Bids: 1) \$ \_\_\_\_\_ 2) \$ \_\_\_\_\_ 3) \$ \_\_\_\_\_

B. Make check payable to: \_\_\_\_\_

C. Amount of check \$ \_\_\_\_\_; Needed by \_\_\_\_\_

D. Authorized by 1) \_\_\_\_\_ Date \_\_\_\_\_

2) \_\_\_\_\_ Date \_\_\_\_\_

E. Date check mailed \_\_\_\_\_ Send copy of this form to Claims Manager

---

# **ACE PARKING WORKPLACE EDUCATION**

Sweetwater Union High School District, Division of Adult and Continuing Education

## **Session 1**

---

### **OCCUPATIONAL SAFETY**

**°Look for Traffic**

**°Report Vehicle and Personnel Accidents to  
the Supervisor**

**°Remove Cars That Block Traffic**

**°Watch for Personal Hazards, i.e., Glass, Oil Leaks**

**°Lift Heavy Objects Properly; Seek Help if Objects are  
Too Heavy**

## GROUP DISCUSSION QUESTIONS

Small groups will board various answers to each question on an easel board. Class discussion will follow each small groups response.

1. What personal qualities must an ACE employee have to succeed?

DIVISION OF ADULT AND CONTINUING EDUCATION  
SWEETWATER UNION HIGH SCHOOL DISTRICT

ACE PARKING

WORKPLACE EDUCATION

Session 1 Outline

PROGRAM INTRODUCTION AND OVERVIEW

1: SERVICING INCOMING TRAFFIC

A. Open lots and garages without ticket machines

1. Cashiers functions, issue tickets, collect change, park cars, and assist customers
2. Greet customers properly: be cheerful and smile at customers, the customers could be visiting ill patients or have things on their minds
3. Stamp all portions of the ticket with time (show example of ticket with time stamped on it)
4. Write last three digits of license and stall number on all portions of ticket
5. Mark ticket paid (PP) or unpaid (NP)
6. Give large portion of ticket to customer
7. Retain middle portion: place top portion under windshield

B. Garages with automatic ticket machines and key card entry machines

1. Keep ticket machine loaded properly with sufficient tickets
2. Assist customer if ticket machine malfunctions
3. Notify supervisor if unable to fix ticket machine or keycard machine
4. Make sure key card unit functions properly

C. General instructions-open lots

1. Utilize all available spaces within the open lots
2. Position cars without keys around perimeter and on end slots
  - a. Position cars that are there for only a few hours on the end
  - b. Position cars in the middle that are there all day (back in)
  - c. Get keys from customers that block other customers exit
3. Meters are located on lots for customers to deposit money after hours

4. Traffic control-move traffic through in a safe manner

## 2: SERVICING OUTGOING TRAFFIC

### A. Open lots

1. Greet or acknowledge customer
2. Stamp ticket with outgoing time
3. Determine amount owed and write it on ticket
4. Collect fee from customer; give change
5. Return keys to customer (match stall number and license)
6. Move any cars blocking customer
7. Ask customer if receipt is needed
8. Thank customer
9. Observe monthly passes as holders exit, acknowledge with smile or hand gesture

### B. Garages

1. Greet or acknowledge customer
2. Stamp customers claim tag with exit time
3. Determine amount owed and write it on ticket
4. Collect money from customer; give change
5. Ask customer if receipt is needed
6. Thank customer
7. Observe monthly passes as customers exit, acknowledge with smile or hand gesture

### C. Garages with automatic ticket machines and key card entry

1. Process customers ticket with the register
2. Read amount owed on the register display
3. Collect money owed; give change
4. Input amount collected into register
5. Ask customer if receipt is needed
6. Thank customer
7. Observe monthly passes as customers exit, acknowledge with smile or hand gesture

## 3: Problem solving exercise #1

### A. Case of the belligerent customer

#### 4: Accident reporting

##### A. Damage to the vehicle

1. - Notify the supervisor immediately, if a cashier is involved in or witnesses damage to a customer's car
2. Talk with the customer and gather all the information needed for the damage claim
  - a. Take notes and document names, time, etc.
3. Complete the accident report regardless if the cashier was involved or only witnessed the accident

##### B. Injuries

1. Report all injuries to cashier or customers to the supervisor immediately
2. Notify emergency service in case of serious injury

##### C. Unable to move a car blocking others

1. Contact customer if you have customer's telephone number
2. When needed keys are not available, call the supervisor
3. Call the towing service if needed to remove vehicle

##### D. General rules to follow

1. Don't lose the car keys
2. Don't slam doors on cars
3. Don't remove anything from customers cars
4. Don't bump the cars
5. Don't forget to replace sunshields, club, etc. as the customer left them
6. Be careful with the customers property i.e., tape decks, radios that are given to cashier

#### 5. OCCUPATIONAL SAFETY

##### A. Preventing accidents

1. Be familiar with all exits in the facility
2. Look for traffic before exiting booth
3. Do not stand in major traffic patterns
4. Report the malfunction of any machinery

5. Report any potential hazards (oil leaks, gas spills) at the location
6. Maintain proper lighting; report defective lights immediately
7. Keep a minimum of money at the location
8. Set the brakes of any cars driven or moved
9. Keep all work surfaces dry and slip resistant
10. Lift heavy objects properly
11. Remain vigilant of people walking amongst vehicles
12. Summon supervisor if you become ill or hurt; seek first aid
13. Earthquake, fire, etc., follow local procedures

B. Maintaining a professional appearance/attitude

1. Wear a clean uniform daily
2. Follow the grooming standards set by ACE for men or women
3. Report to work on time, and punch in and out
4. Request needed day off a week in advance, except bonafide emergencies
5. Never use foul language with a customer or fellow employee
6. Never argue with a customer; call the supervisor if conflict arises
7. Never engage in horseplay or rowdy conduct
8. Notify a supervisor if a car won't start or if the keys are locked inside
9. Do not eat, drink, or smoke on the job
10. Check pockets at the end of the shift for keys and ticket

C. Group discussion question: #1

1. What personal qualities must an ACE employee have to succeed?

6: Video presentation

A. Customer service

1. Dealing with People
2. Summary
3. Adjourn

---

---

# **ACE PARKING WORKPLACE EDUCATION**

Sweetwater Union High School District, Division of Adult and Continuing Education

## **Session 2**

---

---

**°MATH REVIEW**

**°PARKING RATE CALCULATIONS**

**°ACE TICKET RECONCILIATION FORM**



---

---

# **ACE PARKING WORKPLACE EDUCATION**

Sweetwater Union High School District, Division of Adult and Continuing Education

## **Session 2**

---

---

### **MATH REVIEW**

**°Understanding the Values of Coins and Currencies**

**°Perform Parking Rate Calculations**

**°Make Change with Various Denominations**

**°Review Problems**

# Lesson 3: Adding Change

These problems have dollar signs and decimal points. When you add money, the dollar sign and the decimal point must be placed in the sum. Decimal points must be lined up one under the other. The first problem is done for you.

**Directions:** Add.

	A.	B.	C.	D.	E.
1)	$  \begin{array}{r}  \$ .21 \\  .05 \\  + .30 \\  \hline  \$ .56 \rightarrow \text{sum}  \end{array}  $	$  \begin{array}{r}  \$ .13 \\  .22 \\  + .44 \\  \hline  \end{array}  $	$  \begin{array}{r}  \$ .03 \\  .12 \\  + .31 \\  \hline  \end{array}  $	$  \begin{array}{r}  \$ .51 \\  .05 \\  + .21 \\  \hline  \end{array}  $	$  \begin{array}{r}  \$ .24 \\  .31 \\  + .43 \\  \hline  \end{array}  $
2)	$  \begin{array}{r}  \$ .14 \\  .26 \\  + .09 \\  \hline  \end{array}  $	$  \begin{array}{r}  \$ .25 \\  .18 \\  + .37 \\  \hline  \end{array}  $	$  \begin{array}{r}  \$ .49 \\  .06 \\  + .30 \\  \hline  \end{array}  $	$  \begin{array}{r}  \$ .38 \\  .07 \\  + .45 \\  \hline  \end{array}  $	$  \begin{array}{r}  \$ .15 \\  .24 \\  + .29 \\  \hline  \end{array}  $
3)	$  \begin{array}{r}  \$ .54 \\  .63 \\  + .42 \\  \hline  \end{array}  $	$  \begin{array}{r}  \$ .41 \\  .25 \\  + .40 \\  \hline  \end{array}  $	$  \begin{array}{r}  \$ .72 \\  .43 \\  + .86 \\  \hline  \end{array}  $	$  \begin{array}{r}  \$ .40 \\  .55 \\  + .63 \\  \hline  \end{array}  $	$  \begin{array}{r}  \$ .92 \\  .50 \\  + .36 \\  \hline  \end{array}  $
4)	$  \begin{array}{r}  \$ .86 \\  .35 \\  + .18 \\  \hline  \end{array}  $	$  \begin{array}{r}  \$ .07 \\  .55 \\  + .86 \\  \hline  \end{array}  $	$  \begin{array}{r}  \$ .79 \\  .48 \\  + .15 \\  \hline  \end{array}  $	$  \begin{array}{r}  \$ .37 \\  .09 \\  + .61 \\  \hline  \end{array}  $	$  \begin{array}{r}  \$ .85 \\  .26 \\  + .69 \\  \hline  \end{array}  $
5)	$  \begin{array}{r}  \$ .95 \\  .12 \\  + .36 \\  \hline  \end{array}  $	$  \begin{array}{r}  \$ .25 \\  .38 \\  + .96 \\  \hline  \end{array}  $	$  \begin{array}{r}  \$ .49 \\  .84 \\  + .50 \\  \hline  \end{array}  $	$  \begin{array}{r}  \$ .61 \\  .20 \\  + .39 \\  \hline  \end{array}  $	$  \begin{array}{r}  \$ .58 \\  .19 \\  + .48 \\  \hline  \end{array}  $
6)	$  \begin{array}{r}  \$ .26 \\  .35 \\  + .29 \\  \hline  \end{array}  $	$  \begin{array}{r}  \$ .30 \\  .46 \\  + .92 \\  \hline  \end{array}  $	$  \begin{array}{r}  \$ .15 \\  .29 \\  + .08 \\  \hline  \end{array}  $	$  \begin{array}{r}  \$ .88 \\  .49 \\  + .65 \\  \hline  \end{array}  $	$  \begin{array}{r}  \$ .50 \\  .86 \\  + .92 \\  \hline  \end{array}  $

## Lesson 4: Knowing the Value of Money

**Directions:** How much is each of the following bills worth?

1. One dollar bill is worth:

- \_\_\_\_\_ pennies
- \_\_\_\_\_ nickels
- \_\_\_\_\_ dimes
- \_\_\_\_\_ quarters
- \_\_\_\_\_ half-dollars

2. One five-dollar bill is worth:

- \_\_\_\_\_ nickels
- \_\_\_\_\_ dimes
- \_\_\_\_\_ quarters
- \_\_\_\_\_ half-dollars
- \_\_\_\_\_ one-dollar bills

3. One fifty-dollar bill is worth:

- \_\_\_\_\_ half-dollars
- \_\_\_\_\_ one-dollar bills
- \_\_\_\_\_ five-dollar bills
- \_\_\_\_\_ ten-dollar bills
- \_\_\_\_\_ twenty-dollar bills and
- \_\_\_\_\_ ten-dollar bill

4. One ten-dollar bill is worth:

- \_\_\_\_\_ nickels
- \_\_\_\_\_ dimes
- \_\_\_\_\_ quarters
- \_\_\_\_\_ half-dollars
- \_\_\_\_\_ one-dollar bills
- \_\_\_\_\_ five-dollar bills

5. One twenty-dollar bill is worth:

- \_\_\_\_\_ half-dollars
- \_\_\_\_\_ one-dollar bills
- \_\_\_\_\_ five-dollar bills
- \_\_\_\_\_ ten-dollar bills

6. One hundred-dollar bill is worth:

- \_\_\_\_\_ one-dollar bills
- \_\_\_\_\_ five-dollar bills
- \_\_\_\_\_ ten-dollar bills
- \_\_\_\_\_ twenty-dollar bills

# Lesson 5: Addition Problems

When you add money, the dollar sign and the decimal point must be placed in the answer. Be sure to line up decimal points one under the other.

**Directions:** Add.

	A.	B.	C.	D.	E.
1)	$\begin{array}{r} \$10.34 \\ 12.13 \\ + 3.20 \\ \hline \end{array}$	$\begin{array}{r} \$22.13 \\ 10.34 \\ + 15.01 \\ \hline \end{array}$	$\begin{array}{r} \$12.41 \\ 4.12 \\ + 3.12 \\ \hline \end{array}$	$\begin{array}{r} \$43.24 \\ 12.32 \\ + 10.10 \\ \hline \end{array}$	$\begin{array}{r} \$31.23 \\ 3.50 \\ + 40.12 \\ \hline \end{array}$
2)	$\begin{array}{r} \$24.35 \\ 1.26 \\ + 10.13 \\ \hline \end{array}$	$\begin{array}{r} \$13.42 \\ 20.15 \\ + 2.25 \\ \hline \end{array}$	$\begin{array}{r} \$13.18 \\ 21.35 \\ + 32.13 \\ \hline \end{array}$	$\begin{array}{r} \$40.25 \\ 21.23 \\ + 13.19 \\ \hline \end{array}$	$\begin{array}{r} \$12.42 \\ 31.29 \\ + 40.16 \\ \hline \end{array}$
3)	$\begin{array}{r} \$12.43 \\ 3.28 \\ + 11.45 \\ \hline \end{array}$	$\begin{array}{r} \$22.24 \\ 5.85 \\ + 21.36 \\ \hline \end{array}$	$\begin{array}{r} \$10.53 \\ 53.82 \\ + 2.86 \\ \hline \end{array}$	$\begin{array}{r} \$32.15 \\ 41.80 \\ + 13.56 \\ \hline \end{array}$	$\begin{array}{r} \$22.50 \\ 30.69 \\ + 3.26 \\ \hline \end{array}$
4)	$\begin{array}{r} \$24.45 \\ 13.46 \\ + 12.53 \\ \hline \end{array}$	$\begin{array}{r} \$15.95 \\ 12.88 \\ + 1.75 \\ \hline \end{array}$	$\begin{array}{r} \$21.63 \\ 15.72 \\ + 3.15 \\ \hline \end{array}$	$\begin{array}{r} \$51.34 \\ 26.85 \\ + 14.46 \\ \hline \end{array}$	$\begin{array}{r} \$24.95 \\ 15.76 \\ + 8.48 \\ \hline \end{array}$
5)	$\begin{array}{r} \$43.29 \\ 34.62 \\ + 42.16 \\ \hline \end{array}$	$\begin{array}{r} \$23.75 \\ 12.88 \\ + 13.17 \\ \hline \end{array}$	$\begin{array}{r} \$16.29 \\ 15.72 \\ + 64.32 \\ \hline \end{array}$	$\begin{array}{r} \$35.76 \\ 26.85 \\ + 54.25 \\ \hline \end{array}$	$\begin{array}{r} \$88.35 \\ 40.93 \\ + 7.46 \\ \hline \end{array}$
6)	$\begin{array}{r} \$32.85 \\ 23.92 \\ + 2.18 \\ \hline \end{array}$	$\begin{array}{r} \$48.75 \\ 10.98 \\ + 36.64 \\ \hline \end{array}$	$\begin{array}{r} \$80.58 \\ 94.75 \\ + 25.17 \\ \hline \end{array}$	$\begin{array}{r} \$30.18 \\ 63.09 \\ + 26.24 \\ \hline \end{array}$	$\begin{array}{r} \$40.81 \\ 32.97 \\ + 53.06 \\ \hline \end{array}$

# Lesson 6: Counting Coins

**Directions:** Write out the numerical value of these coins. Study the following example. Include the dollar sign (\$) and the decimal point (.) in each answer.

**Example:**



\$ .50

1.



1. \_\_\_\_\_

2.



2. \_\_\_\_\_

3.



3. \_\_\_\_\_

4.



4. \_\_\_\_\_

5.



5. \_\_\_\_\_

6.



6. \_\_\_\_\_

# Lesson 8: Matching Currency

**Directions:** Match each set of currency with the correct amount of money at the bottom of the page. Write the letter of your answer on the line beside each amount.

A.



B.



C.



D.



E.



1. \$3.00 \_\_\_\_\_ 2. \$5.00 \_\_\_\_\_ 3. \$9.00 \_\_\_\_\_ 4. \$20.00 \_\_\_\_\_ 5. \$12.00 \_\_\_\_\_

## Lesson 9: Subtracting Money

The following are subtraction problems. They have dollar signs and decimal points. To correctly solve each problem, the dollar sign and the decimal point must be placed in the answer. Decimal points should be lined up one under the other.


**Directions:** Subtract.

	A.	B.	C.	D.	E.
1)	$\begin{array}{r} \$5.83 \\ - 3.10 \\ \hline \end{array}$	$\begin{array}{r} \$8.75 \\ - 8.34 \\ \hline \end{array}$	$\begin{array}{r} \$7.56 \\ - 3.23 \\ \hline \end{array}$	$\begin{array}{r} \$4.63 \\ - 2.61 \\ \hline \end{array}$	$\begin{array}{r} \$9.78 \\ - 5.02 \\ \hline \end{array}$
2)	$\begin{array}{r} \$3.62 \\ - .40 \\ \hline \end{array}$	$\begin{array}{r} \$6.85 \\ - .82 \\ \hline \end{array}$	$\begin{array}{r} \$2.75 \\ - .25 \\ \hline \end{array}$	$\begin{array}{r} \$5.96 \\ - .71 \\ \hline \end{array}$	$\begin{array}{r} \$8.94 \\ - .92 \\ \hline \end{array}$
3)	$\begin{array}{r} \$8.51 \\ - 4.46 \\ \hline \end{array}$	$\begin{array}{r} \$6.30 \\ - 5.18 \\ \hline \end{array}$	$\begin{array}{r} \$4.56 \\ - 1.08 \\ \hline \end{array}$	$\begin{array}{r} \$2.25 \\ - .66 \\ \hline \end{array}$	$\begin{array}{r} \$7.06 \\ - 3.58 \\ \hline \end{array}$
4)	$\begin{array}{r} \$9.03 \\ - 1.21 \\ \hline \end{array}$	$\begin{array}{r} \$4.28 \\ - 2.43 \\ \hline \end{array}$	$\begin{array}{r} \$7.45 \\ - 6.90 \\ \hline \end{array}$	$\begin{array}{r} \$3.09 \\ - 1.85 \\ \hline \end{array}$	$\begin{array}{r} \$8.17 \\ - 7.83 \\ \hline \end{array}$
5)	$\begin{array}{r} \$7.53 \\ - 6.85 \\ \hline \end{array}$	$\begin{array}{r} \$9.00 \\ - 2.78 \\ \hline \end{array}$	$\begin{array}{r} \$5.16 \\ - 4.89 \\ \hline \end{array}$	$\begin{array}{r} \$8.13 \\ - 2.34 \\ \hline \end{array}$	$\begin{array}{r} \$6.02 \\ - 3.59 \\ \hline \end{array}$
6)	$\begin{array}{r} \$5.06 \\ - 3.28 \\ \hline \end{array}$	$\begin{array}{r} \$6.15 \\ - 5.36 \\ \hline \end{array}$	$\begin{array}{r} \$7.00 \\ - 4.48 \\ \hline \end{array}$	$\begin{array}{r} \$3.59 \\ - 2.80 \\ \hline \end{array}$	$\begin{array}{r} \$8.00 \\ - .57 \\ \hline \end{array}$

# Lesson 10: Counting Currency

**Directions:** Write out the numerical value of these bills. Study the example. Remember to write the dollar sign (\$) and the decimal point (.) in your answer.

**Example:**




\$12.00

1.




1. \_\_\_\_\_

2.



2. \_\_\_\_\_

3.



3. \_\_\_\_\_



## Lesson 18: Multiplication – Single Multipliers, Part 1

In these problems, you will multiply money by whole numbers. Each problem has a dollar sign and a decimal point. Since there are two decimal places in the multiplicand, count two decimal places in the product.

**Directions:** Multiply.

	A.	B.	C.	D.	E.
1)	$\begin{array}{r} \$1.03 \\ \times 3 \\ \hline \end{array}$	$\begin{array}{r} \$2.43 \\ \times 2 \\ \hline \end{array}$	$\begin{array}{r} \$4.03 \\ \times 2 \\ \hline \end{array}$	$\begin{array}{r} \$2.11 \\ \times 4 \\ \hline \end{array}$	$\begin{array}{r} \$3.20 \\ \times 3 \\ \hline \end{array}$
2)	$\begin{array}{r} \$2.19 \\ \times 3 \\ \hline \end{array}$	$\begin{array}{r} \$1.28 \\ \times 2 \\ \hline \end{array}$	$\begin{array}{r} \$3.05 \\ \times 3 \\ \hline \end{array}$	$\begin{array}{r} \$4.25 \\ \times 2 \\ \hline \end{array}$	$\begin{array}{r} \$1.08 \\ \times 9 \\ \hline \end{array}$
3)	$\begin{array}{r} \$2.43 \\ \times 4 \\ \hline \end{array}$	$\begin{array}{r} \$3.59 \\ \times 2 \\ \hline \end{array}$	$\begin{array}{r} \$1.76 \\ \times 3 \\ \hline \end{array}$	$\begin{array}{r} \$1.35 \\ \times 4 \\ \hline \end{array}$	$\begin{array}{r} \$2.75 \\ \times 3 \\ \hline \end{array}$
4)	$\begin{array}{r} \$7.85 \\ \times 3 \\ \hline \end{array}$	$\begin{array}{r} \$6.46 \\ \times 5 \\ \hline \end{array}$	$\begin{array}{r} \$5.96 \\ \times 3 \\ \hline \end{array}$	$\begin{array}{r} \$8.75 \\ \times 6 \\ \hline \end{array}$	$\begin{array}{r} \$9.84 \\ \times 8 \\ \hline \end{array}$
5)	$\begin{array}{r} \$2.51 \\ \times 4 \\ \hline \end{array}$	$\begin{array}{r} \$4.80 \\ \times 4 \\ \hline \end{array}$	$\begin{array}{r} \$8.23 \\ \times 2 \\ \hline \end{array}$	$\begin{array}{r} \$7.86 \\ \times 6 \\ \hline \end{array}$	$\begin{array}{r} \$5.08 \\ \times 9 \\ \hline \end{array}$
6)	$\begin{array}{r} \$3.04 \\ \times 5 \\ \hline \end{array}$	$\begin{array}{r} \$5.50 \\ \times 6 \\ \hline \end{array}$	$\begin{array}{r} \$9.15 \\ \times 4 \\ \hline \end{array}$	$\begin{array}{r} \$6.95 \\ \times 7 \\ \hline \end{array}$	$\begin{array}{r} \$4.76 \\ \times 3 \\ \hline \end{array}$

# TEST 1: COUNTING MONEY

**Directions:** Write down the numerical value of each set of coins and bills.

1.



1. \_\_\_\_\_

2.




2. \_\_\_\_\_

3.



3. \_\_\_\_\_

4.



4. \_\_\_\_\_

BEST COPY AVAILABLE

## TEST 2: WORKING WITH MONEY

A. *Directions:* Add. Decimal points must be lined up one under the other.

1)	\$ .35 .20 + .25	\$ .13 .31 + .22	\$ .26 .36 + .18	\$ .75 .21 + .09	\$ .54 .35 + .61
----	------------------------	------------------------	------------------------	------------------------	------------------------

2)	\$1.22 1.04 +  3.2	\$2.58 1.15 +  .24	\$2.35 1.57 + 4.82	\$4.32 5.18 + 3.80	\$33.23 14.32 +  2.08
----	--------------------------	--------------------------	--------------------------	--------------------------	-----------------------------

3)	\$41.26 10.54 +  7.25	\$32.86 18.95 + 10.86	\$58.75 25.18 + 35.24	\$126.47 233.56 +  80.15	\$570.35 199.08 + 631.82
----	-----------------------------	-----------------------------	-----------------------------	--------------------------------	--------------------------------

B. *Directions:* Subtract. Then check your answer. Decimal points must be lined up one under the other.

1)	\$5.26 - 3.02	\$3.21 - 1.19	\$7.25 - 2.73	\$9.00 - 3.58	\$8.40 -  .79
----	------------------	------------------	------------------	------------------	------------------

2)	\$67.46 - 20.28	\$75.83 - 51.46	\$38.30 - 17.43	\$50.00 - 39.95	\$89.42 -  8.53
----	--------------------	--------------------	--------------------	--------------------	--------------------

3)	\$463.50 - 230.45	\$785.42 - 140.56	\$521.35 - 113.96	\$764.25 -  35.87	\$900.00 - 345.72
----	----------------------	----------------------	----------------------	----------------------	----------------------

## TEST 2: WORKING WITH MONEY (CONTINUED)

C. Directions: Multiply

1)	$\begin{array}{r} \$20 \\ \times 4 \\ \hline \end{array}$	$\begin{array}{r} \$16 \\ \times 5 \\ \hline \end{array}$	$\begin{array}{r} \$27 \\ \times 3 \\ \hline \end{array}$	$\begin{array}{r} \$85 \\ \times 6 \\ \hline \end{array}$	$\begin{array}{r} \$71 \\ \times 9 \\ \hline \end{array}$	$\begin{array}{r} \$89 \\ \times 8 \\ \hline \end{array}$
----	---	---	---	---	---	---

2)	$\begin{array}{r} \$2.01 \\ \times 4 \\ \hline \end{array}$	$\begin{array}{r} \$1.08 \\ \times 9 \\ \hline \end{array}$	$\begin{array}{r} \$1.35 \\ \times 5 \\ \hline \end{array}$	$\begin{array}{r} \$8.67 \\ \times 8 \\ \hline \end{array}$	$\begin{array}{r} \$6.80 \\ \times 5 \\ \hline \end{array}$	$\begin{array}{r} \$7.09 \\ \times 7 \\ \hline \end{array}$
----	---	---	---	---	---	---

3)	$\begin{array}{r} \$8.76 \\ \times 10 \\ \hline \end{array}$	$\begin{array}{r} \$2.31 \\ \times 34 \\ \hline \end{array}$	$\begin{array}{r} \$3.02 \\ \times 23 \\ \hline \end{array}$	$\begin{array}{r} \$1.19 \\ \times 57 \\ \hline \end{array}$	$\begin{array}{r} \$4.06 \\ \times 48 \\ \hline \end{array}$	$\begin{array}{r} \$9.87 \\ \times 86 \\ \hline \end{array}$
----	--	--	--	--	--	--

D. Directions: Divide. Then check your answer.

1)	$2 \overline{) \$8.60}$	$3 \overline{) \$9.84}$	$5 \overline{) \$7}$	$6 \overline{) \$9.90}$	$8 \overline{) \$6.88}$
----	-------------------------	-------------------------	----------------------	-------------------------	-------------------------

2)	$3 \overline{) \$47.61}$	$2 \overline{) \$87.86}$	$7 \overline{) \$57.89}$	$4 \overline{) \$59.04}$	$9 \overline{) \$68.31}$
----	--------------------------	--------------------------	--------------------------	--------------------------	--------------------------

3)	$18 \overline{) \$675.00}$	$36 \overline{) \$963.00}$	$24 \overline{) \$420}$	$15 \overline{) \$864.00}$	$62 \overline{) \$775.00}$
----	----------------------------	----------------------------	-------------------------	----------------------------	----------------------------

---

---

# ACE PARKING

## WORKPLACE EDUCATION

Sweetwater Union High School District, Division of Adult and Continuing Education

### Session 2

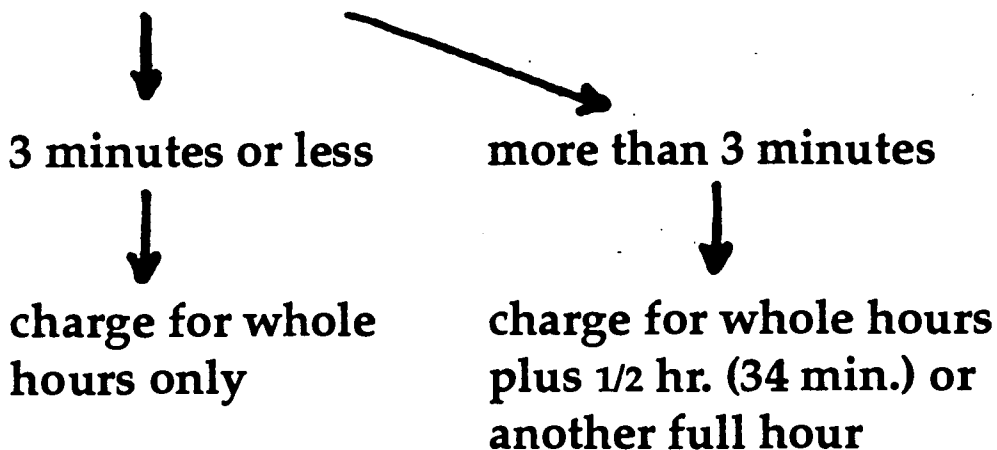
---

---

## CALCULATING PARKING CHARGES

### 1. Compute Time:

- °count by whole hours
- °add additional minutes



### 2. Compute rate: Use chart or

- °multiply whole hours by rate per hour
- °add 1/2 hr. rate when appropriate (4-34 minutes)

### 3. Charge daily maximum rate when it is cheaper for the customer

NAME \_\_\_\_\_

DATE \_\_\_\_\_

CODE # \_\_\_\_\_

This examination is designed to test your ability to use and apply parking rates. For the purposes of this examination, assume that you are a cashier on an ACE parking lot. The parking rates for this lot are as shown below. Using these rates, you are to determine the amount to be charged for each of the tickets which you have been issued. You will then enter your answer in the box corresponding to the number marked on the ticket. Accuracy is of utmost importance as you will be held responsible for shortages caused by errors in calculating rates when you are actually working on an ACE parking lot.

On the ticket, the top stamp shows the time and date the car entered the lot. The bottom stamp shows the time the car departed the lot. You are to charge for the period of time the car was on the lot. ACE Parking allows the customer three minutes over the time limit for the last half-hour or hour, as the case may be.

<u>EXAMPLE:</u>	<u>IN</u>	<u>OUT</u>	<u>CHARGE</u>	<u>RATES:</u>
	10:00	10:33	\$ .75	$\frac{1}{2}$ HR. - \$ .75
	10:00	10:34	\$1.50	1 HR. - 1.50
	10:00	12:04	\$3.75	$1\frac{1}{2}$ HRS - 2.25
	10:00	1:39	\$6.00	2 HRS - 3.00
	11:49	1:06	\$2.25	$2\frac{1}{2}$ HRS - 3.75
	10:31	2:10	\$6.00	3 HRS - 4.50
				$3\frac{1}{2}$ HRS - 5.25
				4 HRS - 6.00
				MAXIMUM - 6.75

- |          |           |           |           |
|----------|-----------|-----------|-----------|
| 1. _____ | 10. _____ | 19. _____ | 28. _____ |
| 2. _____ | 11. _____ | 20. _____ | 29. _____ |
| 3. _____ | 12. _____ | 21. _____ | 30. _____ |
| 4. _____ | 13. _____ | 22. _____ | 31. _____ |
| 5. _____ | 14. _____ | 23. _____ | 32. _____ |
| 6. _____ | 15. _____ | 24. _____ | 33. _____ |
| 7. _____ | 16. _____ | 25. _____ | 34. _____ |
| 8. _____ | 17. _____ | 26. _____ | 35. _____ |
| 9. _____ | 18. _____ | 27. _____ | 36. _____ |

TICKET # 1.	10:55 AM IN 5:04 PM OUT	13.	11:59 AM IN 12:25 PM OUT
2.	12:35 PM IN 2:25 PM OUT	14.	9:57 AM IN 2:01 PM OUT
3.	10:56 AM IN 4:59 PM OUT	15.	9:31 AM IN 1:20 PM OUT
4.	8:37 AM IN 9:15 AM OUT	16.	9:31 AM IN 1:18 PM OUT
5.	9:29 AM IN 12:31 PM OUT	17.	9:07 AM IN 12:12 PM OUT
6.	11:59 AM IN 3:22 PM OUT	18.	8:49 AM IN 11:08 AM OUT
7.	11:56 AM IN 3:25 PM OUT	19.	8:45 AM IN 10:32 AM OUT
8.	8:33 AM IN 8:52 AM OUT	20.	8:41 AM IN 9:46 AM OUT
9.	8:41 AM IN 9:48 AM OUT	21.	2:12 PM IN 2:38 PM OUT
10.	10:30 AM IN 11:33 AM OUT	22.	2:09 PM IN 2:43 PM OUT
11.	8:30 AM IN 8:52 AM OUT	23.	9:22 AM IN 12:25 PM OUT
12.	12:39 PM IN 3:12 PM OUT	24.	8:39 AM IN 9:39 AM OUT

---

---

# **ACE PARKING WORKPLACE EDUCATION**

Sweetwater Union High School District, Division of Adult and Continuing Education

## **Session 2**

---

---

### **ACE TICKET RECONCILIATION FORM**

**°Understanding Entries and How They are Used**

**°Know How To Record Transactions**

**°Prepare Deposit Slip and Deposit Bag**

**°Promissory Notes**

**°Lost Tickets**

**°Daily Ticket Reconciliation Report Exercise**





DATE DAY MONTH YEAR

ACE TICKET RECONCILIATION

NAME \_\_\_\_\_ SHIF \_\_\_\_\_ LOC # \_\_\_\_\_

COUNTS #1	OPEN	DESC/RATE	OS	TICKETS	TIX	FREE	ENVELOPES		
							MONTHLY	ISSUED	RETURNED
2. EXIT #							CARS AT CLOSING		
3. EXIT #							MONTHLY		
4. TICKETS #							TRANS		
5. TICKETS #							NITE		
6. TICKETS #							CLSQ TIX		
7. VR EXIT #									
8. VR EXIT #									
9. VR EXIT #									
10. NTI (NO Licen) (issued)									
11. NTI (Lost Licen)									
12. NO \$									
13. NO \$									
14. KEY CARD									
15. ENVELOPE									
16. ENVELOPE									

MONTHLY - R or P  
circle one

COUPONS/VALIDATIONS

CLOSE	OPEN					

COUPONS

CLOSE	OPEN					

FREE	OS	TIX
MONTHLY		
EMPL		
SECRTY		
MAIN		
DNP		
T&J		
MISC		
CLSQ TIX		

ENVELOPES	
ISSUED	
RETURNED	
CARS AT CLOSING	
MONTHLY	
TRANS	
NITE	

MONTHLIES R or P RATE	NO.

CLOSING EXIT COUNT	
OPENING EXIT COUNT	
TOTAL EXITS	
TTL TIX COLL	
DIFFERENCE	

KEY CARD RATE	NO.
DESC	CASH/CHARGE
BAO #	DEPOSITS

COUPONS RATE	NO.

CERTIFICATES

VACANT STALL COUNT BY HOUR

9 A.M.	10 A.M.	12 P.M.	2 P.M.	4 P.M.	6 P.M.
9 A.M.	11 A.M.	1 P.M.	3 P.M.	5 P.M.	7 P.M.

Please state your location. This form is issued in all Ace locations. Consequently, it is possible that not all the information will apply to your location. Please be complete, accurate and neat on your report form.

XYZ CORPORATION  
10 INDUSTRIAL PARK  
ST. PAUL, MINN.

NUMBER

22 - 1  
960

June 8 19 88

PAY TO THE ORDER OF John Doe

\$ 100.00

One hundred and no

DOLLARS

THE FIRST NATIONAL BANK OF MYTOWN

332 MINNESOTA STREET  
MYTOWN, MINNESOTA 55555

*Stephanie Roe*

⑈ 9 4 0 0 7 7 5 7 7 ⑈ 0 8 8 5

Transparency 26 (Exhibit 18-5)

**A Poorly Filled-Out Check**

© 1990 West Publishing Company



Bank of America  
 San Diego Commercial Banking Group 450  
 450 B Street, Suite 100  
 San Diego, CA 92101

CENTS		DOLLARS		LIST EACH CHECK	COIN	CURRENCY
	75.	10.	00			
1	5.	00		15-68		
2	5.	00		15-66		
3	8.	00		14-09		
4	2.	00		15-66		
5						
6						
7						
8						
9						
10						
11						
12						
13						
14						
15						
16						
17						
18						

ACE PARKING MANAGEMENT, INC.

LOT# 014

NAME Muster Fabiana

LOT# 14

DATE 3-30-93

TOTAL ITEMS

PLEASE BE SURE ALL ITEMS ARE PROPERLY ENDORSED.

PLEASE PRINT INITIAL TOTAL

105.00

TOTAL DEPOSIT DEPOSITS MAY NOT BE AVAILABLE FOR IMMEDIATE WITHDRAWAL.

⑈0000 14⑈ ⑆⑆2200066⑆⑆ 14500⑈02842⑈

TICKETS AND OTHER ITEMS ARE RECEIVED FOR DEPOSIT SUBJECT TO THE PROVISIONS OF THE UNIFORM COMMERCIAL CODE OR ANY APPLICABLE COLLECTION AGREEMENT.

BEST COPY AVAILABLE

DIVISION OF ADULT AND CONTINUING EDUCATION  
SWEETWATER UNION HIGH SCHOOL DISTRICT

ACE PARKING

WORKPLACE EDUCATION

Session 2 Outline

1: MATH INTRODUCTION

A. Understanding coins and currency

1. Knowing the value of money
2. Matching currency
3. Counting coins
4. Counting currency
5. Test 1 counting money

B. Addition and subtraction

1. Adding change
  - a. Exercise in addition
2. Adding money
  - a. Exercise in addition
3. Subtracting money
  - a. Exercise in subtraction
4. Test 2 working with money

C. Review of parking rate calculations

1. Charges for partial and full hour rates
2. How to calculate parking rates
3. Ace parking cashier exercise
  - a. Counting & making change
  - b. Customer & cashier role play
4. Review problems

2: Ace ticket reconciliation form

A. Explain all entries and what form is used for

1. Display daily ticket reconciliation report on overhead projector and illustrate how to fill out each entry:
  - a. Closing Ticket Number-Write the last ticket number of the shift in the correct place on the form. Be sure to enter example, No Ticket Issued forms, all entrance counter readings, No Money forms, etc.
  - b. Opening Ticket Number-Enter the first ticket numbers of the shift onto the form

- c. Rates-List the rates for the location down the column in increasing order
  - d. Number of Tickets Collected-Count the tickets collected at each rate and indicate the total beside that corresponding rate
  - e. Free Tickets-Tickets that were collected but did not have an associated charge. Count the number of tickets collected for each category:
    - a. Monthly-Customers sign their tickets because they have purchased monthly permits
    - b. Employee-Ace employees' ticket
    - c. Security-Security personnel who regularly patrol the location
    - d. Main-Maintenance personnel hired for the location
    - e. DNP-"Did Not Park" customers who enter the facility and exit before the grace period is over
    - f. T&J-"Test and Jam" Tickets that are usually destroyed by an improper function of the machine. These tickets must be signed by the supervisor
    - g. Misc.-Tickets that do not fit into any other category
    - h. Closing Tix-Opening and closing tickets. These tickets are also stapled to the report
- OS=outstanding tickets that were issued in previous days but not recorded  
TIX=tickets regularly collected for the shift
- f. Envelopes-Count the total number of envelopes issued and the number collected that were previously issued
  - g. Cars at Closing-Count the number of cars left in the lot at the end of the day. All monthly cars should have permits showing. Cars without permits should have envelopes placed on the windshield
  - h. Monthly Tickets Sold-Record the opening and closing monthly permit numbers
  - i. Coupons Sold-Record the opening and closing coupon numbers
  - j. Coupons/Validations-Count the number of tickets that have coupons attached. After the tickets have been counted and recorded, count the number of actual coupons attached to the tickets. Write this number in the 1/2 column next to the total ticket number

If a ticket has a validation stamp, count the number of tickets and record the total in the first column

- k. Monthly Ticket Rates-List the rate(s) for the monthly permits and the total number of passes sold at that rate
- l. Coupon Rates-List the rate(s) and the total number of coupons sold at that rate
- m. Certificates-List the rates and the number of certificates
- n. Automatic Ticket Counter-This counter is used with automatically issued tickets
- o. Keycard Rate-Record the rate for the keycard and the number of cards sold
- p. Meter Money Collected-Record the amount that will be deposited
- q. Deposit Bag Number/Amount of the deposit
  - 1. Fill out deposit slip
  - 2. Arrange for proper disposition of deposit bag
- r. Vacant Stall Count-each hour the number of vacant stalls should be entered in the proper space

B. Promissory note

- 1. Complete a "No Money" form if a customer who owes money claims they have none
- 2. Write the location number at the top of the form
- 3. Complete the form with all the necessary information
- 4. Ask the customer to sign the form
- 5. Give the pink copy to the customer
- 6. Attach the white copy to the daily report
- 7. Give the yellow copy to the supervisor

C. No ticket issued/missing ticket

- 1. Use the Missing Ticket form in place of the ticket
- 2. Check the "No Ticket Issued" box
- 3. Write in the location number
- 4. Ask the customer to sign the form and write his phone number
- 5. Record the car's license number on the form
- 6. Collect the correct amount from the customer

D. VIP pass

1. Use extra courtesy in dealing with the bearer of a VIP pass
2. Ask the customer to sign his ticket
3. Write the VIP pass number on the ticket
4. Use the customer's name when you thank him upon leaving

E. Lost claim ticket (when keys were collected)

1. Inform customer that a procedure must be followed to ensure the security of cars
2. Stamp the next missing ticket form with the time
3. Ask to see the customer's driver's license
4. Match the picture to the face
5. Write the name and license number on the back of form
6. Ask the customer to sign the front of the form, including room number where applicable
7. Charge the maximum rate and write the amount on the back of the form
8. Ask the customer to describe the keychain and the name on the registration or rental agreement
9. Give the keys and missing ticket form to the valet to retrieve the car; valet should check the information before bringing the car to the customer
10. Call the supervisor or hotel security if the information does not match
11. Staple missing ticket form to middle portion of ticket (on car windshield)

F. Lost claim ticket (when no keys were collected)

1. Time stamp the next missing ticket form
2. Ask the customer to sign on the front of the form, including room number where applicable
3. Charge the maximum amount and write the amount collected on the back of the form

G. Daily ticket reconciliation report exercise

1. Each employee will receive a student reconciliation report to fill out
  - a. Employee will record transactions
  - b. Identify entries

- c. Balance cash with the correct number of tickets
  - d. Prepare report accurately
  - e. Prepare deposit slip
    - 1. Enter amount of the deposit correctly
    - 2. Arrange for disposition of deposit bag
2. Review report and go over any questions



---

---

# **ACE PARKING WORKPLACE EDUCATION**

Sweetwater Union High School District, Division of Adult and Continuing Education

## **Session 3**

---

---

- ° PASSES, KEYCARDS, COUPONS**
- ° BUSINESS FORM PREPARATION**
- ° PROBLEM SOLVING EXERCISE #2**
- ° EFFECTIVE COMMUNICATIONS**
- ° GROUP DISCUSSION QUESTION #2**
- ° VIDEO PRESENTATION**

---

---

# **ACE PARKING WORKPLACE EDUCATION**

Sweetwater Union High School District, Division of Adult and Continuing Education

## **Session 3**

---

---

### **ACE BUSINESS FORMS**

**°Monthly Passes, Keycards and Coupons**

**°Preparation of ACE Business Forms:**

- ACE Ticket Reconciliation (for Hotel Valet Parking)**
- Garage Monthly Records**
- ACE Parking Incident Report**
- Incident Report Supplement (Filled Out by Supervisor)**

Location #0000 DAMAGE MONTHLY RECORDS FOR June 1991

ISSUED: 5700 TO 5900 : \_\_\_\_\_ TO \_\_\_\_\_

Date	Slipker No.	Sold to	Company	Phone No.	Old Number	Amt.	Clerk#	Cash	Sold by	Signed For
6/1/91	5700	Daniel Jones	ACME Inc.	555-7301	3943	\$100. <sup>00</sup>	4710-B	100. <sup>00</sup>	Sara	Sara
6/1/91	1	Kristen Earl	KIS Emporium	555-6972	3901	"	28-103	"	"	Kristen Earl
6/1/91	2	Peter Smith	CC&F	723-6700	4157	"	570-28	"	"	Peter Smith
	3	↓								
	4									
	5									
	6									
	7									
	8									
	9									
	5710									
	1									
	2									
	3									
	4									
	5									
	6									
	7									
	8									
	9									

NOTES:

BEST COPY AVAILABLE



## PROBLEM SOLVING EXERCISE 2

As you arrive at your work location you notice some of your customers are in a hurry. One of your regular customers flings the car door into the side of a green metallic BMW, chipping the paint and denting the door.

Do you ignore what you saw?

Why or why not?

---

---

# **ACE PARKING WORKPLACE EDUCATION**

Sweetwater Union High School District, Division of Adult and Continuing Education

## **Session 3**

---

---

### **EFFECTIVE COMMUNICATIONS**

**°Effects of Poor Communications**

**°How We Communicate**

**°Group Communications**

**°Non-Verbal Communications**

**°Culture and Communications**

**°How To Improve Listening Skills**

**°Communicating with Customers**

---

# **ACE PARKING WORKPLACE EDUCATION**

Sweetwater Union High School District, Division of Adult and Continuing Education

## **Session 3**

---

### **KEYS TO POSTIVE CUSTOMER COMMUNICATIONS**

- °Use Courtesy**
  
- °Speak Distinctly**
  
- °Listen Carefully**
  
- °Check for Understanding**
  
- °Be Responsive to Customer Requests**
  
- °Face Customer and Maintain Good Eye Contact**
  
- °Always Show Appreciation for the Customer**

---

---

# **ACE PARKING WORKPLACE EDUCATION**

Sweetwater Union High School District, Division of Adult and Continuing Education

## **Session 3**

---

---

### **HOW TO IMPROVE LISTENING SKILLS**

- °Limit Your Own Talking**
  
- °Ask Questions**
  
- °Don't Interrupt**
  
- °Concentrate**
  
- °Take Notes**
  
- °Listening Responses, i.e., Smile, Gesture**
  
- °Don't Jump to Conclusions**
  
- °Practice Listening**

# KEYS TO GOOD LISTENING

## LIMIT YOUR OWN TALKING

You can't talk and listen at the same time.

## THINK LIKE THE SPEAKER

His/her problem and needs are important . . . and you will understand and retain them better if you see his/her point of view.

## ASK QUESTIONS (Paraphrase - Reflect Feelings)

If you don't understand something . . . or feel you may have missed a point . . . clear it up now before it embarrasses you later.

## DON'T INTERRUPT

A pause . . . even a long pause . . . doesn't always mean they have finished saying everything they want to.

## CONCENTRATE

Focus your mind on what the speaker is saying. Practice shutting out outside distractions.

## TAKE NOTES

This will help you remember important points. But . . . be selective. Trying to note down everything they say can result in being left far behind or in retaining irrelevant details.

## LISTEN FOR IDEAS . . . NOT JUST WORDS

You want to get the whole picture . . . not just isolated bits and pieces.

## LISTEN FOR THE OVERTONES

You can learn a great deal about how they feel from the way they say things . . . the way they react to the things you say.



## POWER OF LISTENING

COMMON BARRIERS TO LISTENING: NOISE PRE-OCCUPATION,  
PERSONAL BIAS, DELIVERY OF INFO, ASK TO READ/  
OR LISTEN, PERSONAL HYGIENE, APPEARANCE

CHARACTERISTICS OF EFFECTIVE LISTENING:

CONCENTRATION, EYE CONTACT, PHYSICAL CONTACT,  
DESIRE

LEVELS OF LISTENING:

- Interruption for more levels
- MOTIVE VS CONTEXT PURPOSE
- KNOWLEDGE / EXPERIENCE
- ENERGY
- SCANNING

ADDITIONAL NOTES:

BEST COPY AVAILABLE

## **LISTENING RESPONSES**

An occasional, "Yes" . . . "I see" . . . etc. . . . shows the subordinate you are still with him/her . . . but don't overdo or use as a meaningless comment.

## **TURN OFF YOUR OWN WORRIES**

This isn't always easy . . . but personal fears, worries, problems not connected with the subordinates, form a kind of "static" that can blank out their message.

## **PREPARE IN ADVANCE**

Remarks and questions prepared in advance when possible . . . free your mind for listening.

## **REACT TO IDEAS . . . NOT THE PERSON**

Don't allow irritation at things said . . . or at his/her manner . . . to distract you.

## **DON'T ARGUE MENTALLY**

Don't allow irritation at things said . . . or at his/her manner . . . to distract you.

## **DON'T JUMP TO CONCLUSIONS**

Avoid making unwarranted assumptions about what the speaker is going to say . . . or mentally trying to complete sentences for him/her.

## **PRACTICE LISTENING**

Make your conversations with your friends, your family, the people who serve you in the places you buy, a tool for improving listening skill . . . for "sharpening your inner ear."

## Non-Verbal Techniques

### Body Language

### Gestures

### Facial Expressions

## GROUP DISCUSSION QUESTIONS

Small groups will board various answers to each question on an easel board. Class discussion will follow each small groups response.

2. What are my strong/weak communication skills?

DIVISION OF ADULT AND CONTINUING EDUCATION  
SWEETWATER UNION HIGH SCHOOL DISTRICT

ACE PARKING

WORKPLACE EDUCATION

Session 3 Outline

1: Issuing monthly passes, keycards, & coupons

A. Issuing monthly passes

1. Monthly customers may purchase their new permits from the 25th through the 5th of the month.
2. After the customer has given the cashier the correct amount owed for the monthly pass, the cashier will provide the information necessary to complete the monthly record form. This form has been organized so that the last number of the monthly ticket already appears on the right side of the Sticker Number column. The cashier needs to record the first digits of the ticket number.
3. Fill in the information on the sheet for each customer
4. The monthly money is deposited each day as part of the regular deposit

B. Issuing keycards

1. If a customer has purchased a monthly pass and the location is equipped with keycard machines, the cards are available for a small fee
2. The cards that are sold are recorded in a receipt book in triplicate copy. The customer receives the top copy, the second copy is sent to the office with the daily reconciliation report, and the third copy is retained for the cashier's records
3. Log the customer's name on a Master List designed for keycard owners
4. Always remember to sell the cards in sequence and record them in this order

C. Issuing coupons

1. If a customer would like coupons for their company, several locations can provide them
2. The customer will give the cashier the correct amount that is owed for the stickers

**BEST COPY AVAILABLE**

3. The cashier completes a receipt form in triplicate copy. One copy is for the customer's proof of purchase, one copy is turned into the office with the ticket reconciliation form, and the third copy is retained with the cashier.
4. Make sure that all coupons are sold in sequence

2: Business form preparation and administration

A. Introduction to and preparation of the following ACE business forms:

1. ACE ticket reconciliation (for hotel valet parking)
2. Garage monthly records
3. ACE parking incident report
4. Incident report supplement (attach to incident report, to be filled out by supervisor)

B. Problem solving exercise #2

1. Case of the damaged BMW

3: Effective communications

A. Effects of poor communications

1. Conflict
2. Poor performance
3. Frustration

B. How we communicate

1. Word selection
2. Voice intonation
3. Volume
4. Speed

C. The communication process

1. The exchange of information
2. Physical environment
3. Informal communications (grapevine)

D. Group & organizational

1. Control
2. Motivation
3. Emotional expression
4. Information

E. Non-verbal communications

1. Physical appearances
2. Artifacts
3. Gestures
4. Facial expressions

F. Culture & communications

1. How are we different?
  - a. Language
  - b. Nation
  - c. Age
  - d. Gender
  - e. Culture

G. How to improve listening skills

1. Limit your own talking
2. Ask questions
3. Don't interrupt
4. Concentrate
5. Take notes
6. Listening responses
7. Don't jump to conclusions
8. Practice listening

H. Communicating with customers

1. Keys to positive customer communications
  - a. Use courtesy
  - b. Speak distinctly
  - c. Listen carefully
  - d. Check for understanding if not clear e.g., talking to person with accent or low volume
  - e. Be responsive to the customers requests
  - f. Face customer and maintain good eye contact
  - g. Always show appreciation for the customer

2. Group discussion question: #2

a. What are my strong/weak communication skills?

4: Video presentation

A. Cultural communications

1. Valuing Diversity Managing Differences
2. Summary
3. Adjourn



---

---

# **ACE PARKING WORKPLACE EDUCATION**

Sweetwater Union High School District, Division of Adult and Continuing Education

## **Session 4**

---

---

**°FINAL QUIZ**

**°FINAL PROBLEM SOLVING EXERCISES**

**°VIDEO PRESENTATION**

**°FINAL GROUP DISCUSSION QUESTION**

**°SERVICE QUALITY PRINCIPLES**

## Ace Ticket Reconciliation Quiz

### Instructions:

Record the following transactions on your Ace Ticket Reconciliation Form. When completed with the quiz turn in both sheets of paper.

1. 8 vacant stalls at 9AM  
15 vacant stalls at 5PM
2. The number of cars at closing:  
Night = 5 cars  
Monthly = 15 cars  
Transients = 8 cars
3. Your bag number is C1010 and the deposit was for ~~\$125.~~ *\$ 64.25*
4. List following rates and number of tickets collected in ascending order:
 

Rates	# of tickets
\$1.50	25
\$2.25	15
\$4.50	30
\$6.00	28

Add the total tickets collected and calculate the total cash received from the tickets.
5. Received two tickets and two one-half hour coupons from customers.
6. Opening ticket number - Open 0100  
- Today's close 0200  
- Prior day closing ?
7. One book of 1 hour coupons sold (100 coupons at \$1.50 each). What is the value of this book of coupons?  
Open coupon number 1004  
Close coupon number ?
8. Exit 1 Prior day closing 1000  
Open 1030  
Today close 1130  
Why are prior day closing and open counts different?
9. Issued two envelopes and none were returned *@ \$6 each*.  
Prior day closing was 0050  
What is today's opening number?  
What is today's closing number?
10. Loss commercial power and used three tickets trying to synchronize the clock.
11. One monthly pass worth \$90.00 sold for April:  
Circle R or P  
Open ticket number 0142  
Close ticket number ?

COUNTS	OPEN	DESC/RATE	TICKETS	
			OS	TIX
1. EXIT 1				
2. EXIT 2				
3. EXIT 3				
4. TICKETS 1				
5. TICKETS 2				
6. TICKETS 3				
7. VA EXIT 1				
8. VA EXIT 2				
9. VA EXIT 3				
10. NTI (NO ticket issued)				
11. NTI (Lost ticket)				
12. NO \$				
13. NO \$				
14. KEY CARD				
15. ENVELOPE				
16. ENVELOPE				

MONTHLY - R or P  
circle one

CLOSE	OPEN	COUNTS/VALIDATIONS

COUPONS

CLOSE	OPEN	COUNTS

FREE	OS	TIX
MONTHLY		
EMPL		
SECRTY		
MAIN		
DNP		
T&J		
MISC		
CLSO TIX		

ENVELOPES
ISSUED
RETURNED
CARS AT CLOSING
MONTHLY
TRANS
NITE

CLOSING EXIT COUNT
OPENING EXIT COUNT
TOTAL EXITS
TTL TIX COLL
DIFFERENCE

MONTHLIES R or P RATE NO.

COUPONS RATE NO.

CERTIFICATES

KEY CARD RATE NO.
DESC
CASH/CHARGE
BAQ #
DEPOSITS

VACANT STALL COUNT BY HOUR

8 AM	10 AM	12 PM	2 PM	4 PM	6 PM
9 AM	11 AM	1 PM	3 PM	5 PM	7 PM

Please circle one for your location. This form is issued in all Ace locations. Consequently, it is possible that not all the information will apply to your location. Please be complete, accurate and neat on your report form.

## GROUP DISCUSSION QUESTIONS

Small groups will board various answers to each question on an easel board. Class discussion will follow each small groups response.

3. What can ACE Parking do to ensure excellent service quality for its customers?

## GROUP DISCUSSION QUESTIONS

Small groups will board various answers to each question on an easel board. Class discussion will follow each small groups response.

4. If you had the power to make one change that would improve your performance over the next year, what would that change be?

## GROUP DISCUSSION QUESTIONS

Small groups will board various answers to each question on an easel board. Class discussion will follow each small groups response.

5. What is important for me to remember when dealing with customers from another culture?

## GROUPS DISCUSSION QUESTIONS

Small groups will board various answers to each question on an easel board. Class discussion will follow each small groups response.

6. What can I do to ensure customer satisfaction?

### PROBLEM SOLVING EXERCISE 3

It's 11:30 PM on Saturday night and a customer has lost his parking ticket. He doesn't want to pay the maximum amount, and shows you his movie ticket stub, arguing that he's only had his car in the garage for two hours while he attended the movie. Meanwhile, there are at least fifteen cars lined up behind him and they are anxious to leave.

How should this situation best be handled?

What do you say to the customers following him when they leave?



#### PROBLEM SOLVING EXERCISE 4

You are a new valet at an exclusive hotel during a San Diego Symphony Concert a woman tells you she's lost her purse with her ticket and license, but claims the black Jaguar is her rental car. She wants to look through the keys in the key box and is becoming insistent. Meanwhile, many other guests are leaving the concert and want their cars. The other two valets are busy retrieving other vehicles.

What should you do?

Explain.

### PROBLEM SOLVING EXERCISE 5

A customer leaving the lot claims he handed you a twenty-dollar bill to pay for his four dollar parking ticket. Your positive he only gave you a five dollar-bill and you gave him back one dollar in change. The customer starts screaming that you owe him sixteen dollars!

Do you give him the change for the five dollar bill or the twenty dollar bill?

Explain.

## PROBLEM SOLVING EXERCISE 6

A customer with a brand new 1993 Porsche pulls into the ACE parking lot and tells you he would like to leave his car there all day. The cashier gives him his ticket after properly stamping it with the time; and asks him for his car keys. The customer becomes visibly upset and angry that the cashier wants his keys. He refuses to let the cashier park his car or give him the car keys.

How should the cashier respond to the customer?

Explain.

PROBLEM SOLVING EXERCISE 7

You are working at a lot near the Courthouse; some spaces in your lot are \$6.00 for the day but most are \$10.00. A man on jury duty has been getting a \$6.00 space everyday, but one day all the \$6.00 spaces are taken when he arrives. The court only pays him \$5.00 a day for serving on jury duty.

Should you charge the customer \$6.00 or \$10.00.

Explain.

PROBLEM SOLVING EXERCISE\_8

A monthly customer tells you at the beginning of your shift that someone has parked their car in her "Reserved Space." She wants her "Reserved Space" and will be back in an hour to make sure her car is parked in its regular location.

How would you approach this problem?

Explain.

## PROBLEM SOLVING EXERCISE 9

It is lunch time and customers are going in and out of the garage. You notice a person trying to put quarters into the keycard entry machine. You ask, "May I help you?" The customer is incoherent and responds, "no everything is fine" and continues trying to put quarters into the keycard entry machine.

What should you do next?

Explain.

CUSTOMER/CASHIER INCIDENT #1

CUSTOMER #1

On a separate sheet of paper write ticket times:

11:55AM In

6:04PM Out

Hand the paper to the cashier and give him a \$20 bill.

Tell the cashier he is very slow and that you are in a hurry!

What is your correct change?

CUSTOMER/CASHIER INCIDENT #2

CUSTOMER #2

On a separate sheet of paper write ticket times:

1:35PM In

3:25PM Out

Hand the paper to the cashier and give him two dollars.

Ask the cashier to explain why he is charging you more money. Argue with him, but give him the extra dollar after he's convinced you that you shorted him by one dollar.



CUSTOMER/CASHIER INCIDENT #3

CUSTOMER #3

On a separate sheet of paper write ticket times:

11:56AM In

5:59PM Out

Hand the paper to the cashier and give him a \$10 bill.

When he gives you change for the \$10 tell him that you gave him a \$20 bill. Tell him that you are not leaving until he gives you change for a \$20 bill!

CUSTOMER/CASHIER INCIDENT #4

CUSTOMER #4

On a separate sheet of paper write ticket times:

9:37AM In

10:15AM Out

Hand the paper to the cashier and give him a \$100 dollar bill.

Tell him your a regular customer and that you would like a discount from now on.

CUSTOMER/CASHIER INCIDENT #5

CUSTOMER #5

On a separate sheet of paper write ticket times:

10:29AM In

12:31PM Out

Hand the paper to the cashier and give him four dollars.

The cashier will ask you for more money--but you can't answer him because you don't speak English!

---

---

# **ACE PARKING WORKPLACE EDUCATION**

Sweetwater Union High School District, Division of Adult and Continuing Education

## **Session 4**

---

---

### **GAINING THE COMPETITIVE ADVANTAGE THROUGH SERVICE QUALITY PRINCIPLES**

- °Prevent Problems Through Planning -Put a Process in Place**
- °Provide Assistance Without a Customers Request**
- °Reduce Complaints**
- °Know Your Customer and Their Expectations**
- °Continuously Improve Your Job and Customer Skills**
- °Be Patient. Don't Expect Improvement Overnight**

DIVISION OF ADULT AND CONTINUING EDUCATION  
SWEETWATER UNION HIGH SCHOOL DISTRICT

ACE PARKING

WORKPLACE EDUCATION

Session 4 Outline

1: Final quiz

A. Ace ticket reconciliation report quiz

1. Each employee will be given a worksheet with the necessary data to complete the ticket reconciliation report. Employee will also satisfactorily perform the following:
  - a. Record necessary transactions
  - b. Identify entries
  - c. Balance cash with the correct number of tickets
  - d. Prepare report accurately
  - e. Quiz will be graded

B. Final problem-solving exercises

1. Each group of employees will be given different problem-solving exercises to complete
  - a. Exercise #3:
    1. Case study: Late movie customer
  - b. Exercise #4:
    1. Case study: Symphony concert customer
  - c. Exercise #5:
    1. Case study: The short-changed customer
  - d. Exercise #6:
    1. Case study: Customer refuses to keys

C. Final group discussion question #3

1. What can ACE Parking employees do to ensure excellent service quality for its customers?

2: Video presentation

A. A Passion for Customers

B. Comments and class discussion of video

3: Gaining the competitive advantage through service quality principles

A. Prevent problems through planning-put process in place

1. Provide assistance without a customers request
2. Reduce complaints
3. Get to know your customer and their expectations
4. Try to continuously improve your job and customer skills
5. Be patient. Don't expect to improve overnight

B. Conclusion

1. Concluding remarks
2. Critique
- 3: Evaluations
4. Adjourn

BEST COPY AVAILABLE



**U.S. DEPARTMENT OF EDUCATION**  
*Office of Educational Research and Improvement (OERI)*  
*Educational Resources Information Center (ERIC)*



## NOTICE

### REPRODUCTION BASIS

This document is covered by a signed "Reproduction Release (Blanket)" form (on file within the ERIC system), encompassing all or classes of documents from its source organization and, therefore, does not require a "Specific Document" Release form.

This document is Federally-funded, or carries its own permission to reproduce, or is otherwise in the public domain and, therefore, may be reproduced by ERIC without a signed Reproduction Release form (either "Specific Document" or "Blanket").