

DOCUMENT RESUME

ED 403 307

TM 026 039

TITLE Statewide Report and Appendices for Arizona Pupil Achievement Testing 1995-96 School Year.
 INSTITUTION Arizona State Dept. of Education, Phoenix.
 PUB DATE 96
 NOTE 360p.
 PUB TYPE Statistical Data (110) -- Reports - Descriptive (141)

EDRS PRICE MF01/PC15 Plus Postage.
 DESCRIPTORS *Achievement Tests; Elementary Secondary Education; Ethnic Groups; Grade 4; Grade 7; Grade 10; *Language Usage; *Mathematics Achievement; *Minority Groups; National Norms; *Reading Achievement; Scores; State Programs; Testing Programs; *Test Results; Test Use

IDENTIFIERS *Arizona Pupil Achievement Testing; Iowa Tests of Basic Skills; Percentile Ranking; Tests of Achievement and Proficiency

ABSTRACT

In the 1995-96 school year, the 16th year of the Arizona Pupil Achievement Testing Program, the state Board of Education mandated testing for grades 4, 7, and 10. The Iowa Tests of Basic Skills (ITBS) were administered at grades 4 and 7, and the Tests of Achievement and Proficiency (TAP) at grade 10. Test scores are reported by subject, subtest, and skill at the student and classroom levels, and aggregated scores are provided for the school, district, county, and state levels. In fall 1995, 156,339 students were tested, with 6,236 students exempted because of limited English proficiency and 7,424 exempted for disabilities. Test results in this report are based on the tested students in 1,148 schools in 254 districts statewide. Average student performance in reading comprehension was slightly below the national average in grade 4, but well above the national averages in grades 7 and 10, even though these scores were slightly below those for Arizona students in the preceding school year. Scores for language usage and expression were below the national average for grade 4, and well above it in grade 7. No comparisons were possible in grade 10 since a statewide language test was not administered in that grade. Arizona averages for mathematics exceeded national averages for grades 4 and 7, but the grade 10 average fell below the national mark. White and Asian/Pacific Islanders scored above national averages on all tests at all three grade levels; other ethnic groups averaged below the national averages. Appendixes present reading, language, and mathematics individual percentile ranks for Arizona schools. (Contains 10 tables, 6 figures, and 3 lengthy tables in the appendixes.) (SLD)

 * Reproductions supplied by EDRS are the best that can be made *
 * from the original document. *

TM

Statewide Report and Appendices

U.S. DEPARTMENT OF EDUCATION
Office of Educational Research and Improvement
EDUCATIONAL RESOURCES INFORMATION
CENTER (ERIC)


- This document has been reproduced as received from the person or organization originating it.
- Minor changes have been made to improve reproduction quality.
- Points of view or opinions stated in this document do not necessarily represent official OERI position or policy.

PERMISSION TO REPRODUCE AND
DISSEMINATE THIS MATERIAL
HAS BEEN GRANTED BY
LINDA EDGINGTON

TO THE EDUCATIONAL RESOURCES
INFORMATION CENTER (ERIC)

Arizona Pupil Achievement Testing 1995-96 School Year

ED 403 307

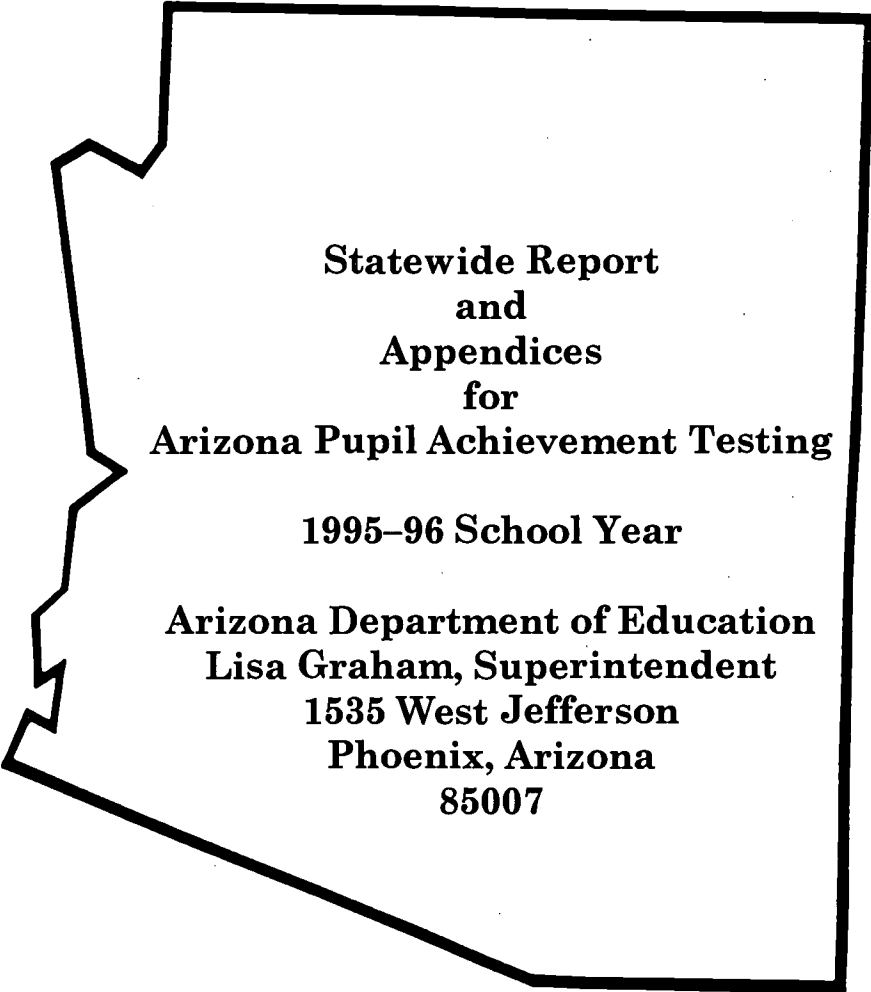


Arizona Department of Education
Lisa Graham, Superintendent
1535 West Jefferson
Phoenix, Arizona
85007

026039

ERIC
Full Text Provided by ERIC

BEST COPY AVAILABLE



**Statewide Report
and
Appendices
for
Arizona Pupil Achievement Testing**

1995-96 School Year

**Arizona Department of Education
Lisa Graham, Superintendent
1535 West Jefferson
Phoenix, Arizona
85007**

15-BDN-99989796

 Printed on recycled paper

Table of Contents

Introduction	1
Description of Tests	2
Demographic Information	3
Description of Reports	4
Description of Reported Scores	7
Exemptions from Statewide Testing	11
Summary of Statewide Performance Across Grades	13
Summary of Statewide Performance by Grade	17
Grade 4	18
Grade 7	21
Grade 10	24
General Summary of Findings	27
Appendix A: Reading Individual Percentile Ranks	1A–53A
Appendix B: Language Individual Percentile Ranks	1B–53B
Appendix C: Mathematics Individual Percentile Ranks	1C–53C

Statewide Report

Arizona Pupil Achievement Testing 1995–96 School Year

Introduction

This is the sixteenth year of the Arizona Pupil Achievement Testing Program which is administered to fulfill the requirements of Arizona Revised Statutes Section 15-741 through Section 15-744. This legislation mandates that a nationally standardized norm-referenced achievement testing program in the subjects of reading, grammar, and mathematics be adopted and implemented for use in Arizona schools. The legislation exempts the testing of pupils with specified disabilities and allows the governing board of a school district to exempt pupils who are limited English proficient (LEP) for up to three consecutive school years.

For the 1995-96 school year, the Arizona State Board of Education mandated testing at grades 4, 7, and 10. Under contract with The Riverside Publishing Company, the *Iowa Tests of Basic Skills (ITBS)* were administered at grades 4 and 7 and the *Tests of Achievement and Proficiency (TAP)* at grade 10. Test scores are reported by subject, subtest, and skill at the pupil and classroom levels. Aggregated scores are provided for the school, district, county, and state levels.

A total of 156,339 Arizona pupils in grades 4, 7, and 10 were tested during the fall of 1995 under the mandated statewide achievement testing program. A total of 6,235 pupils who were LEP were exempted from testing as were 7,424 disabled pupils. The test results in this report are based on the performance of the tested pupils for grades 4, 7, and 10 who were enrolled in 1,148 schools in 254 districts statewide.

This report briefly describes the tests, subtests, test scores, and reports that fulfill the requirements of the legislation as implemented by the Arizona Department of Education. It summarizes the fall 1995 Arizona statewide results by grade and across grades. Discussions of pupil achievement strengths and weaknesses by grade level and demographic characteristics are included.

Description of Tests

The *ITBS* and *TAP* are nationally standardized achievement tests. A standardized test is one that has been administered using specific instructions under specific testing conditions to a representative sample of pupils from across the nation. The scores that result from this controlled test administration become the norms that may be used to compare the performance of an individual pupil or groups of pupils with that of pupils and groups of the same age and grade across the nation. The scores of Arizona pupils in 1995 are compared to the norms of the 1987–88 national standardization of the *ITBS* and *TAP*.

The 1995 testing program required the administration of selected subtests contained in the *ITBS* and *TAP* batteries. These subtests are indicated in Table 1. Tables 2 and 3 indicate the number of items for each subtest on the *ITBS* and *TAP*, respectively.

Table 1
Subtests Administered
ITBS* and *TAP
1995

<i>ITBS</i> Grades 4 and 7	Vocabulary (V) Reading Comprehension (R) Language Usage and Expression (L-4) Mathematics Problem Solving (M-2)
<i>TAP</i> Grade 10	Reading Comprehension Mathematics

Table 2
Number of Items by Subtest for Grades 4 and 7
Iowa Tests of Basic Skills
1995

Subtest	Grade 4	Grade 7
Vocabulary (V)	36	41
Reading Comprehension (R)	49	57
Language Usage and Expression (L-4)	36	43
Mathematics Problem Solving (M-2)	26	30

Table 3
Number of Items by Subtest for Grade 10
Tests of Achievement and Proficiency
1995

Subtest	Grade 10
Reading Comprehension	58
Mathematics	48

Demographic Information

The following five variables were collected for each pupil during the test administration:

- **Sex**
- **Primary Language**
- **Limited English Proficient (LEP) in Programs by Model**
- **Racial/Ethnic Background**
- **Continuous Number of Years Enrolled in the District**

The collection of this information makes possible the analysis of test results for specified groups of pupils. Information on the variables of Sex, Primary Language, and Racial/Ethnic Background is reported in the following tables:

Grade 4: Table 6, Page 20

Grade 7: Table 8, Page 23

Grade 10: Table 10, Page 26

Description of Reports

The results of the Arizona Pupil Achievement Testing program are reported at six levels:

- Pupil
- Classroom
- School
- District
- County
- State

Pupil

Two sets of reports are produced for each pupil in grades 4 and 7: **Individual Performance Profile** and **Pupil Home Report**.

Individual Performance Profile. The report is designed for use by the classroom teacher and describes each pupil's performance by skill, subject, and subtest.

Pupil Home Report. This report presents test results to parents and guardians. The narrative portion explains the numeric scores to the parent. A graphic display identifies the pupil's strengths and weaknesses.

For the grade 10 pupils, the **Individual Performance Profile** is distributed to classroom teachers and to parents.

Classroom

Two reports are provided which list individual pupil scores in classroom groupings: **Classroom Report** and **Classroom Performance Profile**.

Classroom Report. This report lists each pupil's test scores. It can be used to compare pupil and total class performance with that of the norm group. Individual pupil and class strengths and weaknesses are identified.

Classroom Performance Profile. This report lists pupil performance by subtest and identifies pupil strengths and weaknesses.

Three reports are produced for each school: **School Report**, **Building Performance Profile**, and **Analysis of Variables Report**. The **School Report** and **Building Performance Profile** are similar to the classroom reports in concept, format, and function. These two reports list teachers within a school and the average scores earned by their classes.

The **Analysis of Variables Report** displays the subtest results schoolwide by grade for each of the five demographic variables:

- School
- **Sex**
 - Male
 - Female
 - **Primary Language**
 - English
 - Spanish
 - Spanish Exclusively
 - Navajo
 - Navajo Exclusively
 - Other
 - Other Exclusively
 - **Limited English Proficient (LEP) in Programs by Model**
 - Transitional Bilingual K-6
 - Secondary Bilingual 7-12
 - Bilingual/Bicultural K-12
 - English as a Second Language (ESL)
 - Individual Education Program
 - **Racial/Ethnic Background**
 - White (not of Hispanic origin)
 - Black (not of Hispanic origin)
 - Hispanic
 - American Indian or Alaskan Native
 - Asian or Pacific Islander
 - **Continuous Number of Years Enrolled in the District**
 - Less than 1
 - 1 but less than 2
 - 2 but less than 4
 - 4 but less than 6
 - 6 but less than 8
 - 8 but less than 10
 - 10 to 12
 - More than 12

District

Five reports are produced for each district:

- **District Report**
- **District Skills Report**
- **Analysis of Variables Report**
- **District Summary Report**
- **Frequency Distribution of Percentiles**

The **District Report** and **District Skills Report** parallel those described in the previous sections except that score averages are listed by school.

The **Analysis of Variables Report** provides a districtwide analysis of each variable by grade.

The **Frequency Distribution of Percentiles** displays the cumulative percentage of Arizona pupils achieving at each national percentile rank.

The **District Summary Report** displays the district's score averages by subtest and subject together with the county, state, and national averages.

County

Five reports are produced for each county. These are similar to those described in the district section above except that district data are aggregated to their respective county level.

State

Five reports are also produced for the state. Once again, these reports are similar to the district report descriptions given above but with district data aggregated to the state level.

Description of Reported Scores

Four types of scores are used to report the test results presented in the Statewide Report:

- **Scale Score**
- **Grade Equivalent**
- **Percentile Rank**
- **Stanine**

Scale Score and Grade Equivalent are examples of *developmental* scores. Developmental scores are used when comparisons of pupil performance within a reference group, such as groupings by grade or age, are required or desired.

Percentile Rank and Stanine are *status* scores. They allow us to compare the relative status or rank of a pupil's performance within a given group of pupils, such as a class, district, state, or nation.

Scale Scores (Developmental)

The Developmental Standard Scores (DSS) for *ITBS* and *TAP* generally range from approximately 1 to 300. They are continuous across all levels and forms of a specific test. Since they are built on equal-interval scales, the magnitude of a given difference between two scores represents the same amount of difference in performance wherever it occurs on the scale; i.e., the difference between DSS scores of 50 and 55 represents the same amount of difference as between DSS scores of 160 and 165.

When using scale scores one should expect higher scores as well as greater variability among scores from grade to grade. It is important to point out that while DSS scores are equivalent across forms and levels of the same test they are not equivalent from one subject to another. It is possible to meaningfully compare scale scores for Reading Comprehension from grade 7 to grade 10 but not to compare scale scores for Reading Comprehension to those for Written Expression. The major use of scale scores is to measure achievement growth from grade to grade or from year to year.

The DSS scores for *ITBS* and *TAP* are linked to form continuous scales for grades K–12 as follows. The *ITBS* and *TAP* scores for Mathematics are not comparable. The *ITBS* scores are for Mathematics Problem Solving; the *TAP* scores include Mathematics Problem Solving, Concepts, and Computation.

<i>ITBS</i>	-	<i>TAP</i>
Reading Comprehension (Levels 7–14)	-	Reading Comprehension (Levels 15–18)
Language Total (Levels 7–14)	-	Written Expression (Levels 15–18)
Mathematics Total (Levels 7–14)	-	Mathematics (Levels 15–18)
Work Study Total (Levels 7–14)	-	Using Sources of Information (Levels 15–18)
Complete Composite (Levels 7–14)	-	Basic Composite (Levels 15–18)

**Grade
Equivalents
(Developmental)**

A grade-equivalent score (GE) represents the typical performance of pupils tested in a given month of the school year. For example, a grade equivalent of 53 represents the score achieved by the median pupil in fifth grade after three months of instruction. On the *ITBS*, GEs range from P0 (prekindergarten) to 139. GEs on the *TAP* extend above 139. These extensions should be considered similar to a scale score, which permits growth comparisons to be made, rather than representing a median level of instruction.

The GE should be regarded as an estimate of where a pupil is along a developmental continuum but not where the pupil should be placed in the graded organization of the school. For example, a third grader taking a third grade mathematics subtest might earn a GE of 59. This means that this third grade pupil scored as well as an average pupil in the ninth month of the fifth grade would score on the third grade test. This score is above average for third grade but does not mean that the pupil is capable of doing fifth grade work successfully.

**Percentile Ranks
(Status)**

A percentile rank (PR) indicates a pupil's status relative to other pupils in a defined norm group. They range from 1 to 99 and give the percentage of pupils in the norm group who achieve lower scores. Thus, if a pupil receives a PR of 63 it means that 63 percent of the pupils in the norm group scored lower than this particular pupil. PRs have no interpretive meaning in themselves. They must always be used in conjunction with the norm group. Most often the norm group is the group of pupils in a given grade that were part of the national standardization group.

PRs are not built on equal interval scales and so the difference between a PR of 10 and a PR of 15 is not the same as the difference between PRs of 50 and 55 in terms of pupil ability. Another way of saying this is that the PR scale is nonlinear. For example, a DSS of 130 may be associated with a PR of 17 while a DSS of 140 on the same test may be associated with a PR of 20 (10 points difference on DSS = 3 points difference on PR). However, a DSS of 120 may be associated with a PR of 63 while a DSS of 130 on the same test may be associated with a PR of 80 (10 points difference on DSS = 17 points difference of PR).

Two types of percentile ranks are reported for the 1995 Arizona Pupil Achievement Testing program: *individual* PRs and *group* PRs. *Individual* percentile ranks were reported for individual pupils on class lists returned to the schools. They are also used for the group data (sex, primary language, racial/ethnic, etc.) reported for analyses of variables. Both *individual* and *group* percentile ranks are reported for class, building, and district summaries returned to school districts. *Group* percentile ranks may be used to report total state achievement summaries and comparisons with national averages.

When interpreting percentile rank data, it is important to keep in mind the characteristic differences of the individual PRs and the group PRs. First, individual PRs are developed from the distribution of individual pupil scores in the standardization sample. Group PRs, as the name implies, are derived from the distributions of *averages* of schools in the standardization sample. Remember that group distributions will tend to have a narrower range than individual distributions because each school *average* score is always higher than the lowest pupil score and lower than the highest pupil score.

Second, the distribution of individual percentile ranks is much larger than the distribution of group percentile ranks because each group contains many individuals. For these reasons, the distributions of group PRs are much less variable than the distributions of individual PRs. The relationship between pupil and group percentile ranks is shown in the table that follows. The data in this table are based on Reading Comprehension, Grade 7, 1988 *ITBS* fall norms.

**Percentile Rank
(Status) cont.**

Pupil or Average GE Score	Pupil PR	Group PR
103	95	99
83	71	86
77	60	66
72	50	44
66	39	22
56	21	3
48	10	1

Stanines are normalized standard scores with a mean of 5, a standard deviation of 2, and range from 1 to 9. Stanines may be regarded as rather broad groupings of percentile ranks as shown in the table that follows:

**Stanines
(Status)**

PRs	Stanine
96 and up	9
89 - 95	8
77 - 88	7
60 - 76	6
40 - 59	5
23 - 39	4
11 - 22	3
4 - 10	2
less than 4	1

Unlike PRs, stanines are approximately equal-interval scores. This means that the difference between stanines 2 and 4 represents about the same difference in ability as the difference between stanines 5 and 7. This property allows stanines to identify broad performance categories as follows: stanines 1, 2, and 3 indicate below average performance; stanines 4, 5, and 6 indicate average performance; and stanines 7, 8, and 9 represent above average performance.

Exemptions from Statewide Testing

Conditions under which pupils may be exempted from the statewide testing program are specified in Arizona Revised Statutes Section 15-744 as listed below:

1. Pupils who are limited English proficient (LEP) may be exempted for up to three years.
2. Pupils who are disabled as defined in the categories below and whose individual educational plans state that parts or all of the testing requirement would be detrimental to the pupil may be exempted from the testing requirement:
 - Mild Mental Retardation
 - Moderate Mental Retardation
 - Severe Mental Retardation
 - Emotional Disability
 - Specific Learning Disability
 - Multiple Disabilities
 - Autism
 - Visually Impaired
 - Hearing Impaired
 - Orthopedically Impaired
 - Speech/Language Impaired
 - Traumatic Brain Injury
 - Other Health Impaired

The governing board of a school district may exempt pupils from testing if they are LEP and are enrolled in an instructional program as prescribed by A.R.S. Section 15-754 from the nationally standardized norm-referenced achievement testing requirement not to exceed three consecutive years. The first year of the exemption is the first academic year in which the pupil is enrolled in a school district in this state in grade two or above. The instructional program for limited English proficient pupils who are exempt from the nationally standardized norm-referenced achievement testing requirement as provided in this subsection shall include an alternative assessment of achievement to be administered annually pursuant to standards prescribed by the state board.

School districts shall annually report the number of pupils, by category and by grade level, which were exempted as provided in this section to the Department of Education. The Department shall include this information in their annual report to the Legislature pursuant to Section 15-743.

At the request of a pupil's parent or guardian, the governing board of a school district shall administer any test required by this Article to pupils exempted from the testing requirement pursuant to this Section. Test results for these pupils shall not be included in the summary results of tests prescribed in Section 15-743, but individual results shall be sent to the school and to the parent or guardian.

In fall 1995, a total of 6,235 pupils who were classified LEP were exempted from the statewide testing program. The primary language of 94.9 percent of these pupils is Spanish.

The numbers of first-, second-, and third-year LEP exempted pupils are provided in the following table. This table also lists the number of pupils in disabled categories, by grade level, who were exempted from the testing requirement.

Table 4
Number of Exempted Pupils
1995

Category	Grade 4	Grade 7	Grade 10	Total
Language	3,786	1,432	1,017	6,235
1st Year-Spanish	1,073	698	647	2,418
1st Year-Other	56	38	61	155
2nd Year-Spanish	1,058	417	189	1,664
2nd Year-Other	35	20	32	87
3rd Year-Spanish	1,511	246	81	1,838
3rd Year-Other	53	13	7	73
Disabled	3,163	2,529	1,732	7,424
Mild Mental Retardation	284	268	260	812
Moderate Mental Retardation	92	94	129	315
Severe Mental Retardation	10	14	5	29
Emotional Disability	174	220	158	552
Specific Learning Disability	2,184	1,714	1,004	4,902
Multiple Disabilities	63	54	67	184
Autism	17	9	8	34
Visually Impaired	9	14	3	26
Hearing Impaired	28	24	21	73
Orthopedically Impaired	15	19	11	45
Speech/Language Impaired	263	78	45	386
Traumatic Brain Injury	7	3	9	19
Other Health Impaired	17	18	12	47

Summary of Statewide Performance Across Grades

The *ITBS* and *TAP* were used in the 1995 Arizona Pupil Achievement Testing program. The *ITBS* was administered in grades 4 and 7, and *TAP* in grade 10.

The norms used in fall 1995 were based on national pupil performance in the 1987-88 school year.

When comparing Arizona average scores across years or with national norms, it is important to remember that small score differences may not always indicate meaningful differences in achievement. For example, the degree of variability in the scores at any grade level or location in the distribution may have a large impact on the interpretation to be placed on observed score differences.

Figures 1, 2, and 3 graphically compare Arizona statewide grade-equivalent averages in Reading, Language, and Mathematics with national averages. Comparisons are also made with Arizona averages obtained in 1992, 1993, and 1994.

Figure 1 shows that Arizona average pupil performance in Reading Comprehension is slightly below the national average in grade 4, but well above the national averages for grades 7 and 10. The 1995 average Reading Comprehension scores for grades 4, 7, and 10 are slightly lower than the 1994 scores.

Figure 2 shows that the 1995 average scores in Language Usage and Expression are below the national average in grade 4, but well above the national average in grade 7. The 1995 Arizona grade 4 average score in Language is well above that reported for 1992 and 1993 and about the same as 1994. The 1995 Arizona average for grade 7 is about the same as averages for the previous two years. No comparisons are available for grade 10 because a statewide language test was not administered in that grade.

As shown in Figure 3, Arizona averages for mathematics exceed national averages for grades 4 and 7, but the grade 10 average falls shy of the national mark. The 1994 and 1995 grade 4 Mathematics averages are the same, which is the highest score reported for this comparison period. The averages for grades 7 and 10 fall slightly below those reported for 1994.

Figure 1

Reading Comprehension
Mean Grade-Equivalent Scores for Arizona Pupils
in Grades 4, 7, and 10 and for the National Norms Groups

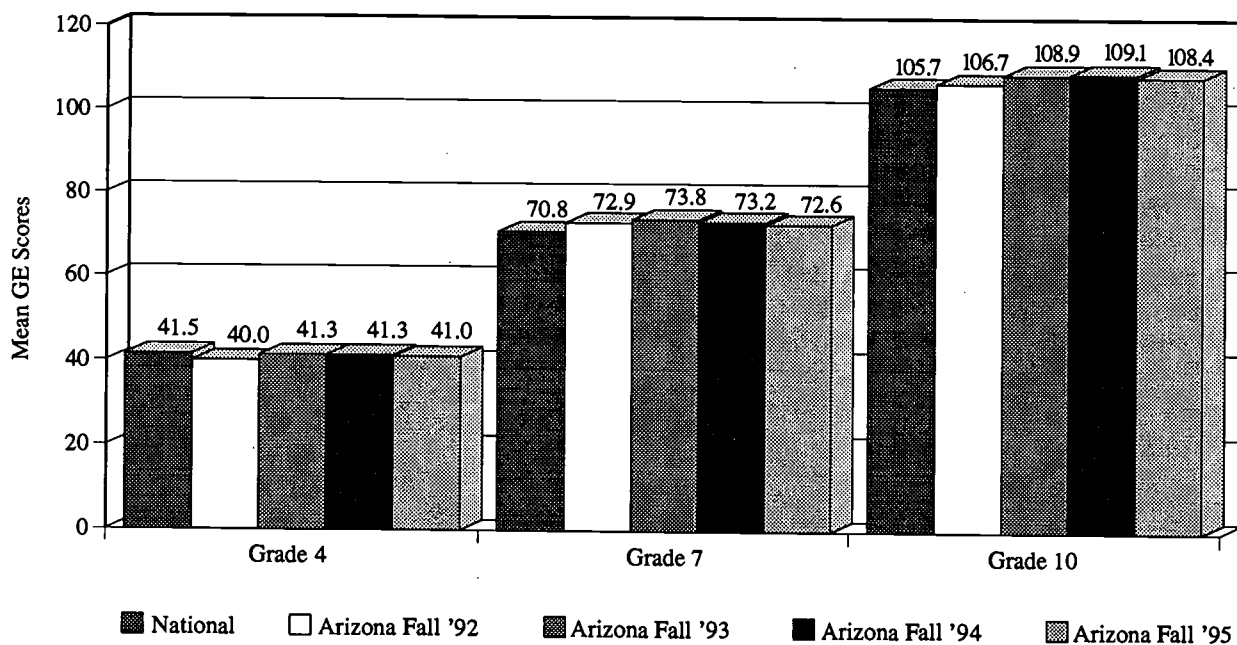


Figure 2

Language Usage and Expression
Mean Grade-Equivalent Scores for Arizona Pupils
in Grades 4 and 7 and for the National Norms Groups

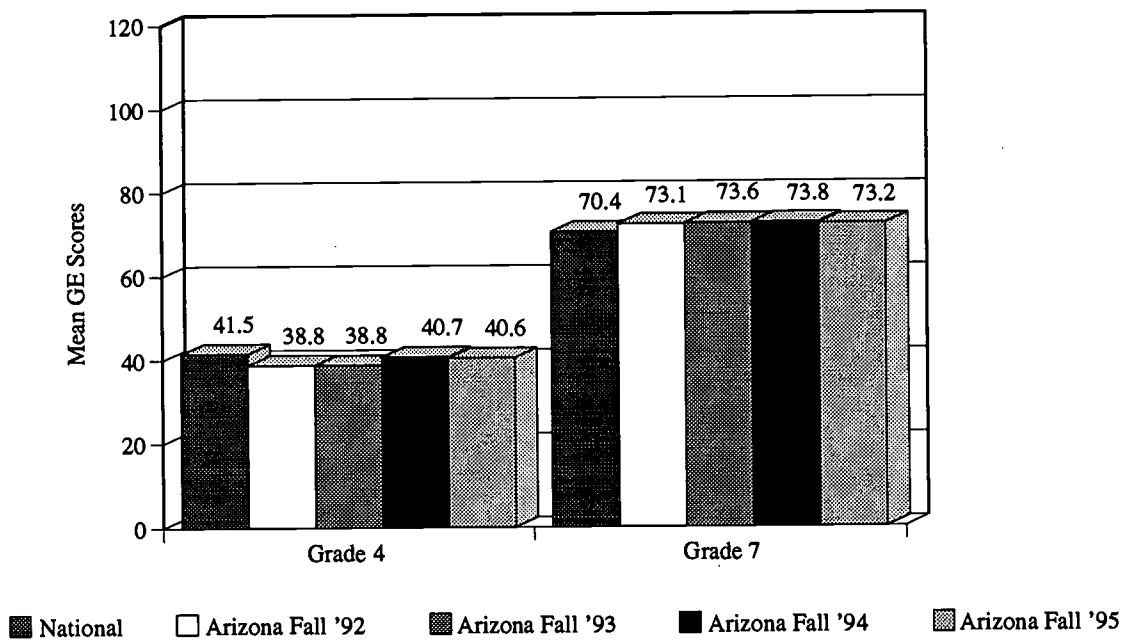
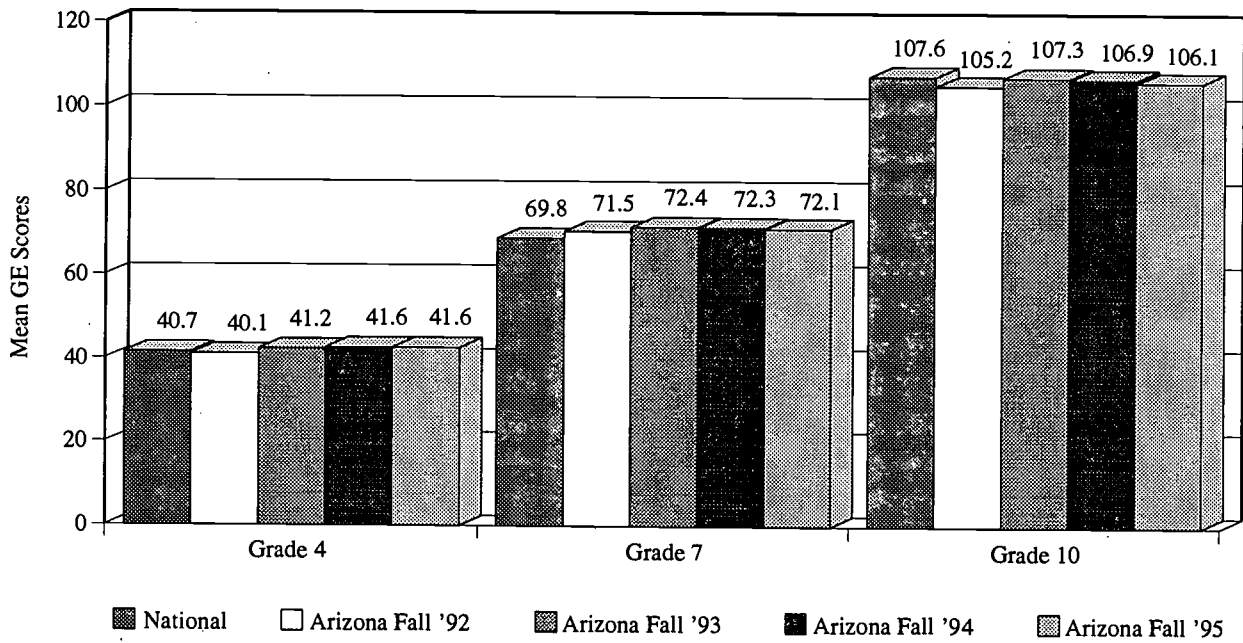


Figure 3

Grades 4 and 7 Mathematics Problem Solving

Grades 10 Mathematics

Mean Grade-Equivalent Scores for Arizona Pupils
and for the National Norms Groups



Summary of Statewide Achievement by Grade

The pages that follow present discussions of pupil performance by grade for grades 4, 7, and 10. For each grade, strengths and weaknesses based on average percentile-rank scores are discussed. For grades 4, 7, and 10, achievement gains are reviewed based on scores obtained on the same subtests in the 1992–95 test administrations.

Each discussion is augmented by a graph and two tables. The first table reports:

- Average scores for the 1995 grade groups and the national norms groups using national percentile ranks for individual pupils.
- Average scores for the 1995 grade groups and the national norms groups using national percentile ranks for groups (schools).

These tables can be found on the following pages:

Grade 4: Table 5, Page 19

Grade 7: Table 7, Page 22

Grade 10: Table 9, Page 25

The second table provides analyses of scores by the following group variables:

- Sex
- Primary Language
- Race/Ethnicity

These tables can be found on the following pages:

Grade 4: Table 6, Page 20

Grade 7: Table 8, Page 23

Grade 10: Table 10, Page 26

Grade 4

Strengths and Weaknesses. The 1995 average grade-equivalent score in Mathematics Problem Solving is above the national average. The grade-equivalent scores in Vocabulary, Reading Comprehension and Language Usage and Expression are below national averages. Average grade-equivalent scores range from 39.5 in Vocabulary to 41.6 in Mathematics. The national percentile ranks for these scores are 43 and 49, respectively.

Achievement Gain. The 1995 average percentile rank scores in Language and Mathematics are the same as those reported for the previous year, while those reported for Vocabulary and Reading Comprehension are one point lower. The Mathematics score for both 1994 and 1995 is the highest reported for the comparison period.

Figure 4
Comparative Performance for Grade 4

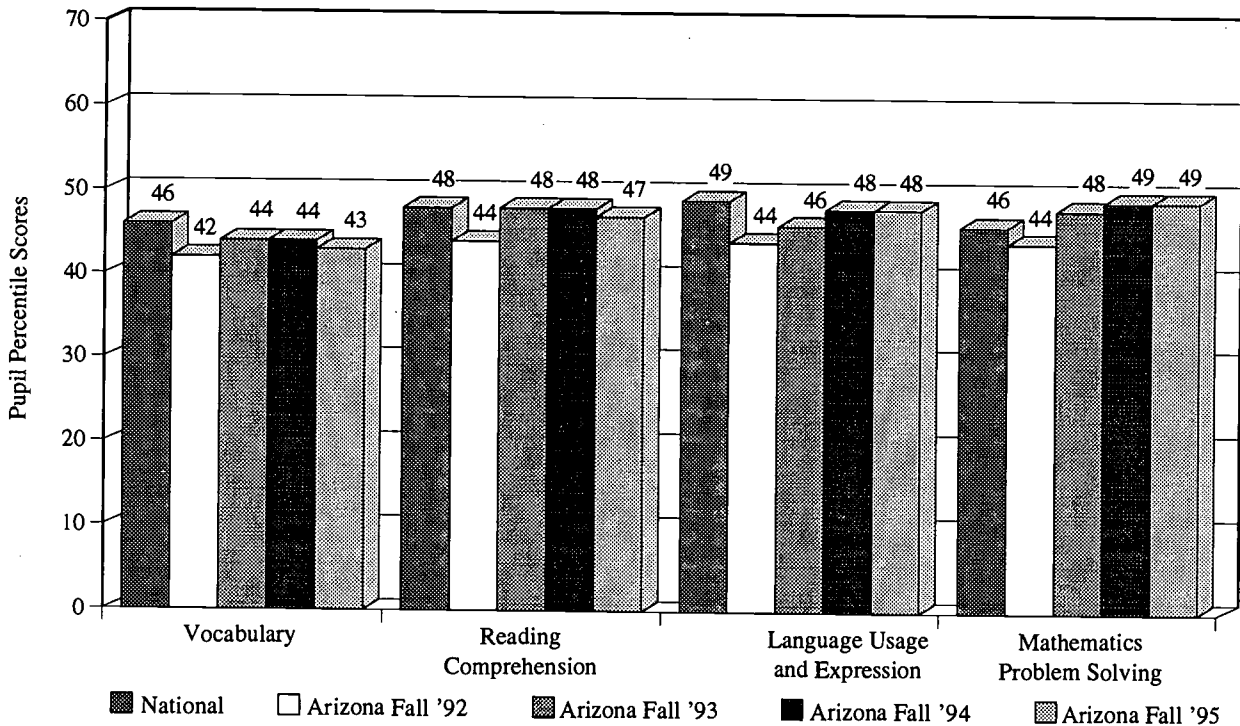


Table 5
Comparisons of Arizona Averages and ITBS 1988 National Norms
Grade 4
1995

Individual Norms

	National Norms			Arizona Averages		
	Grade Equivalent	Percentile Rank ^a	Stanine	Grade Equivalent	Percentile Rank ^b	Stanine
Vocabulary	40.8	46	5	39.5	43	5
Reading Comprehension	41.5	48	5	41.0	47	5
Language Usage and Expression	41.5	49	5	40.6	48	5
Mathematics Problem Solving	40.7	46	5	41.6	49	5

^aPercentile ranks are for individuals. Percentile ranks for national values have been interpolated.

^bPercentile ranks for state averages have been obtained by rounding average grade equivalents to the nearest whole number and converting them to percentile ranks from a conversion table.

Group Norms

	National Norms			Arizona Averages		
	Grade Equivalent	Percentile Rank ^a	Stanine	Grade Equivalent	Percentile Rank ^b	Stanine
Vocabulary	40.8	37	4	39.5	31	4
Reading Comprehension	41.5	40	5	41.0	37	4
Language Usage and Expression	41.5	43	5	40.6	38	4
Mathematics Problem Solving	40.7	41	5	41.6	47	5

^aPercentile ranks are for group averages. Percentile ranks for national values have been interpolated.

^bPercentile ranks for state averages have been obtained by rounding average grade equivalents to the nearest whole number and converting them to percentile ranks from a conversion table.

Table 6
Analysis of Variables
Grade 4
1995

	Vocabulary			Reading Comprehension			Language Usage and Expression			Mathematics Problem Solving		
	Number	%	PR ^a	Number	%	PR ^a	Number	%	PR ^a	Number	%	PR ^a
Sex												
Male	26,562	49.4	39	26,608	49.3	40	26,547	49.3	39	26,510	49.4	42
Female	26,260	48.8	40	26,319	48.8	42	26,265	48.8	42	26,116	48.7	41
No Response	1,001	1.9	34	993	1.8	35	1,008	1.9	35	1,007	1.9	37
Primary Language												
English	42,777	79.5	41	42,805	79.4	42	42,724	79.4	42	42,614	79.5	43
Spanish	4,486	8.3	31	4,524	8.4	33	4,501	8.4	31	4,488	8.4	36
Spanish exclusively	312	0.6	27	312	0.6	29	312	0.6	26	312	0.6	33
Navajo	701	1.3	27	702	1.3	30	709	1.3	26	697	1.3	32
Navajo exclusively	36	0.1	28	36	0.1	31	35	0.1	25	35	0.1	31
Other	591	1.1	35	592	1.1	38	588	1.1	36	588	1.1	40
Other exclusively	34	0.1	36	34	0.1	40	34	0.1	39	36	0.1	42
No Response	4,886	9.1	38	4,915	9.1	40	4,917	9.1	39	4,863	9.1	40
Racial/Ethnic												
White	30,007	55.8	43	30,011	55.7	45	29,980	55.7	45	29,886	55.7	44
Black	2,316	4.3	35	2,322	4.3	36	2,303	4.3	35	2,310	4.3	37
Hispanic	12,240	22.7	34	12,290	22.8	36	12,261	22.8	35	12,227	22.8	38
American Indian or Alaskan	3,338	6.2	31	3,343	6.2	33	3,333	6.2	30	3,315	6.2	35
Asian or Pacific Islander	817	1.5	43	819	1.5	45	816	1.5	44	812	1.5	47
No Response	5,105	9.5	39	5,135	10.0	40	5,127	9.5	39	5,083	9.5	41

^aBased on individual norms.

Grade 7

Strengths and Weaknesses. The 1995 grade 7 group scored well above the national averages for Reading Comprehension, Language Usage and Expression, and Mathematics Problem Solving, and below the national average in Vocabulary. The percentile-rank score for Vocabulary is two units below the national average, while percentile-rank scores exceed the national average for the other three tests by three to five units. State average grade-equivalent scores range from 69.3 in Vocabulary to 73.2 in Language.

Achievement Gain. The 1995 grade 7 group scored at the same average level in Mathematics Problem Solving as did the 1994 group. They scored averages on the Vocabulary and Language Usage and Expression that are one percentile rank below the marks for the previous year's group. The Reading average score is two percentile ranks lower than the 1994 group's score.

Figure 5

Comparative Performance for Grade 7

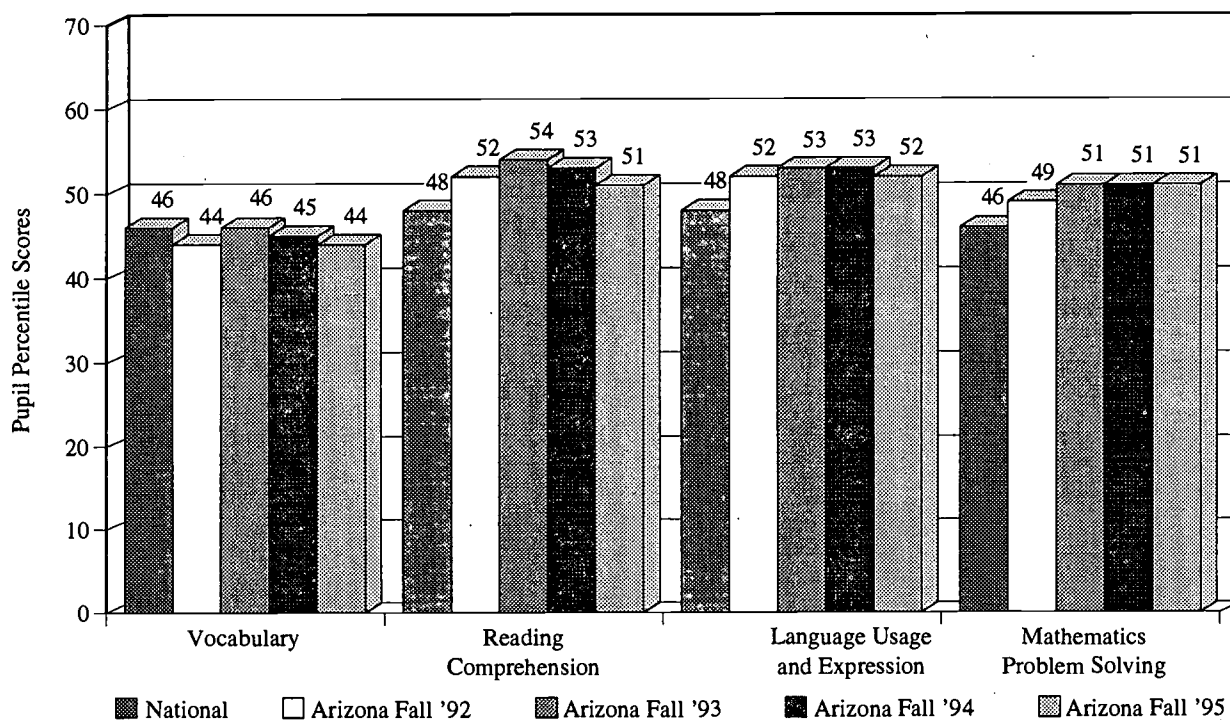


Table 7
Comparisons of Arizona Averages and ITBS 1988 National Norms Averages
Grade 7
1995

Individual Norms

	National Norms			Arizona Averages		
	Grade Equivalent	Percentile Rank ^a	Stanine	Grade Equivalent	Percentile Rank ^b	Stanine
Vocabulary Reading Comprehension	70.0	46	5	69.3	44	5
Language Usage and Expression	70.8	48	5	72.6	51	5
Mathematics Problem Solving	70.4	48	5	73.2	52	5
	69.8	46	5	72.1	51	5

^aPercentile ranks are for individuals. Percentile ranks for national values have been interpolated.

^bPercentile ranks for state averages have been obtained by rounding average grade equivalents to the nearest whole number and converting them to percentile ranks from a conversion table.

Group Norms

	National Norms			Arizona Averages		
	Grade Equivalent	Percentile Rank ^a	Stanine	Grade Equivalent	Percentile Rank ^b	Stanine
Vocabulary Reading Comprehension	70.0	37	4	69.3	34	4
Language Usage and Expression	70.8	39	4	72.6	47	5
Mathematics Problem Solving	70.4	40	5	73.2	50	5
	69.8	43	5	72.1	54	5

^aPercentile ranks are for group averages. Percentile ranks for national values have been interpolated.

^bPercentile ranks for state averages have been obtained by rounding average grade equivalents to the nearest whole number and converting them to percentile ranks from a conversion table.

Table 8
Analysis by Variables
Grade 7
1995

	Vocabulary			Reading Comprehension			Language Usage and Expression			Mathematics Problem Solving		
	Number	%	GE PR ^a	Number	%	GE PR ^a	Number	%	GE PR ^a	Number	%	GE PR ^a
Sex												
Male	26,857	49.6	69 44	26,908	49.7	72 49	26,807	49.7	71 48	26,554	49.7	73 53
Female	26,323	48.6	70 45	26,358	48.6	74 54	26,222	48.6	76 57	25,930	48.5	71 49
No Response	932	1.7	63 32	926	1.7	66 39	942	1.7	66 41	949	1.8	66 38
Primary Language												
English	40,639	75.1	72 50	40,709	75.1	75 56	40,562	75.2	76 56	40,148	75.1	74 55
Spanish	4,759	8.8	57 23	4,781	8.8	62 31	4,769	8.8	60 32	4,708	8.8	62 29
Spanish exclusively	317	0.6	54 18	320	0.6	59 26	314	0.6	56 27	317	0.6	58 23
Navajo	647	1.2	52 15	651	1.2	60 27	637	1.2	54 24	648	1.2	58 23
Navajo exclusively	44	0.1	51 14	45	0.1	58 25	46	0.1	53 22	44	0.1	61 28
Other	673	1.2	62 31	672	1.2	68 42	676	1.3	67 43	673	1.3	69 43
Other exclusively	64	0.1	58 24	63	0.1	65 36	61	0.1	64 38	63	0.1	66 37
No Response	6,969	12.9	67 40	6,951	12.8	70 47	6,906	12.8	70 48	6,832	12.8	70 47
Racial/Ethnic												
White	27,690	51.2	75 56	27,740	51.2	78 62	27,646	51.2	80 62	27,348	51.2	77 62
Black	1,884	3.5	65 36	1,882	3.5	66 39	1,876	3.5	67 43	1,873	3.5	65 35
Hispanic	12,822	23.7	62 31	12,860	23.7	65 38	12,816	23.7	65 39	12,681	23.7	65 36
American Indian or Alaskan	3,331	6.2	58 24	3,339	6.2	63 34	3,308	6.1	60 32	3,312	6.2	62 30
Asian or Pacific Islander	970	1.8	73 53	976	1.8	78 63	974	1.8	78 60	967	1.8	78 64
No Response	7,415	13.7	67 40	7,395	13.6	71 48	7,351	13.6	71 49	7,252	13.6	71 47

^aBased on individual norms.

Grade 10

Strengths and Weaknesses. Arizona state averages in tenth grade are above the national average in Reading Comprehension and below the national average in Mathematics. The average national percentile ranks are 51 and 45, respectively.

Achievement Gain. The 1995 Arizona tenth-grade group scored the same in Reading Comprehension as the 1993 and 1994 tenth-grade groups. They scored two percentile rank units lower in Mathematics than the 1994 tenth-grade group.

Figure 6

Comparative Performance for Grade 10

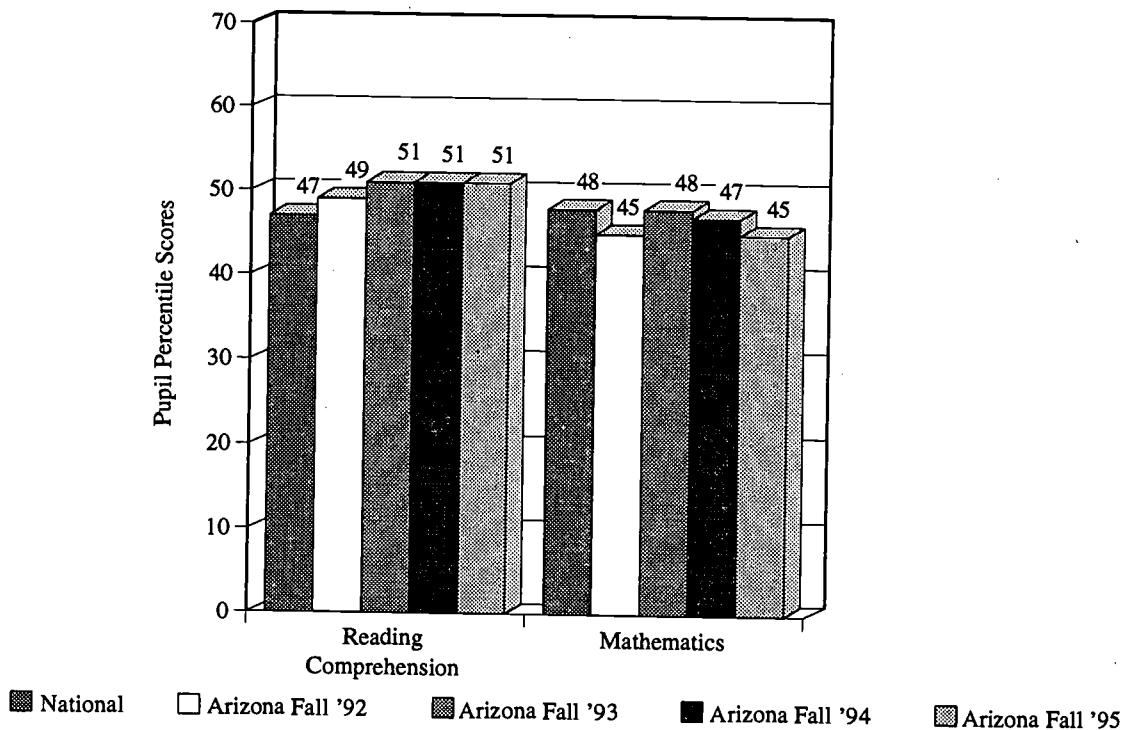


Table 9
Comparisons of Arizona Averages and ITBS 1988 National Norms Averages
Grade 10
1995

Individual Norms

	National Norms			Arizona Averages		
	Grade Equivalent	Percentile Rank ^a	Stanine	Grade Equivalent	Percentile Rank ^b	Stanine
Reading Comprehension	105.7	47	5	108.4	51	5
Mathematics	107.6	48	5	106.1	45	5

^aPercentile ranks are for individuals. Percentile ranks for national values have been interpolated.

^bPercentile ranks for state averages have been obtained by rounding average grade equivalents to the nearest whole number and converting them to percentile ranks from a conversion table.

Group Norms

	National Norms			Arizona Averages		
	Grade Equivalent	Percentile Rank ^a	Stanine	Grade Equivalent	Percentile Rank ^b	Stanine
Reading Comprehension	105.7	42	5	108.4	50	5
Mathematics	107.6	47	5	106.1	40	4

^aPercentile ranks are for group averages. Percentile ranks for national values have been interpolated.

^bPercentile ranks for state averages have been obtained by rounding average grade equivalents to the nearest whole number and converting them to percentile ranks from a conversion table.

Table 10
Analysis of Variables
Grade 10
1995

	Reading Comprehension				Mathematics			
	Number	%	GE	PR ^a	Number	%	GE	PR ^a
Sex								
Male	21,722	49.1	106	47	21,721	49.1	109	49
Female	21,567	48.7	112	56	21,569	48.7	104	43
No Response	957	2.2	91	32	970	2.2	91	28
Primary Language								
English	31,721	71.7	113	58	31,708	71.6	110	51
Spanish	3,113	7.0	80	23	3,082	7.0	85	22
Spanish exclusively	148	0.3	75	17	153	0.3	81	20
Navajo	391	0.9	76	18	393	0.9	83	21
Navajo exclusively	41	0.1	78	20	41	0.1	95	31
Other	467	1.1	89	31	463	1.0	102	39
Other exclusively	42	0.1	107	48	46	0.1	114	54
No Response	8,323	18.8	104	46	8,374	18.9	102	40
Racial/Ethnic								
White	21,361	48.3	120	65	21,364	48.3	117	58
Black	1,411	3.2	95	37	1,420	3.2	90	27
Hispanic	9,431	21.3	92	34	9,361	21.2	91	29
American Indian or Alaskan	2,273	5.1	88	29	2,279	5.1	88	26
Asian or Pacific Islander	834	1.9	117	61	835	1.9	126	67
No Response	8,936	20.2	105	47	9,001	20.3	102	40

^a Based on individual norms.

General Summary of Findings

Arizona pupils tested in the fall 1995 Arizona Pupil Achievement Testing program collectively scored in the average ranges in reading, language, and mathematics. In general, they performed at about the same level of achievement as average pupils in the same grades across the nation during the 1987-88 school year.

Gender

- Average reading scores for females were higher than those for males at all three grade levels. The differences were one month higher at grade 4, two months at grade 7, and six months at grade 10.
- A similar pattern was found for the language tests at grades 4 and 7, where females scored three months and five months higher respectively.
- However, in mathematics, boys outscored girls by one month at grade 4, two months at grade 7, and five months at grade 10.

Racial/Ethnic

Scores were disaggregated according to racial/ethnic classifications designated on the answer sheets. These classifications, along with the percentages of tested students belonging to each group, are reported below:

White	52%
Black	4%
Hispanic	23%
American Indian or Alaskan	6%
Asian or Pacific Islander	2%
No Response	14%

The White and Asian/Pacific Islander groups scored above national averages on all tests at all three grade levels. Averages for the other groups were below national averages.

**Statewide
Achievement**

- Arizona pupils scored in the average stanine range in all subject areas at all three grade levels.
- Reading Comprehension performance was slightly below the national average in grade 4, and well above the national averages in grades 7 and 10.
- Average performance on Language Usage and Expression was below the national average in grade 4, but above the national average in grade 7.
- Average performance on the mathematics subtests was above the national averages in grades 4 and 7, but below the national average in grade 10.
- Females tended to outscore males at all grade levels in Reading Comprehension and Language Usage and Expression. Males tended to outscore females in mathematics at all grade levels.
- The White and Asian/Pacific Islander groups scored above the national averages on all tests at all grade levels.

Appendices

Arizona Pupil Achievement Testing 1995–96 School Year

Contents

This is the sixteenth year of the Arizona Pupil Achievement Testing program which is administered to fulfill the requirements of Arizona Revised Statutes Section 15-741 through Section 15-744. This legislation mandates that a nationally standardized norm-referenced achievement testing program in the subjects of reading, grammar, and mathematics be adopted and implemented for use in Arizona schools.

To fulfill these legislative requirements for the 1995-96 school year, the Arizona State Board of Education mandated testing at grades 4, 7, and 10. Under contract with The Riverside Publishing Company, the *Iowa Tests of Basic Skills (ITBS)* were administered at grades 4 and 7 and the *Tests of Achievement and Proficiency (TAP)* at grade 10.

The following table indicates the subtests of the *ITBS* and the *TAP* which were administered to fulfill the requirements of the Arizona Pupil Achievement Testing program.

Mandated Subject	Grade	Test/Subtest
Reading	4,7	<i>ITBS/Reading Comprehension</i>
	10	<i>TAP/Reading Comprehension</i>
Language	4,7	<i>ITBS/Language Usage and Expression</i>
	10	No language subtest was administered at grade 10
Mathematics	4,7	<i>ITBS/Mathematics Problem Solving</i>
	10	<i>TAP/ Mathematics</i>

The fall 1995 Percentile Ranks (PR) for each of the required subtests in the testing program are developed from the distribution of individual pupil scores. On the *ITBS*, PRs for individuals are derived from the mean Grade Equivalent (GE). On the *TAP*, the PRs for individuals are derived from the mean Developmental Standard Score (DSS).

	Fall 1995 PRs for Individuals for Required Subjects	Pages
Appendix A	Reading	1A-53A
Appendix B	Language	1B-53B
Appendix C	Mathematics	1C-53C

Appendix A

Reading

Percentile Ranks for Individuals 1995-96 School Year

Grades 4 and 7

Grade 10

Iowa Tests of Basic Skills

*Tests of Achievement and
Proficiency*

Reading Comprehension

Reading Comprehension



ARIZONA PUPIL ACHIEVEMENT TESTING

READING NATIONAL INDIVIDUAL PERCENTILE RANK OCTOBER 1995

COUNTY	DISTRICT	SCHOOL	GRADE				TEN
			FOUR	SEVEN	TEN	TEN	
NATIONAL			48	48	47	47	
STATEWIDE			47	51	51	51	
APACHE			26	36	31	31	
	ALPINE ELEM DISTRICT		74	63			
	ALPINE		74	63			
	CHINLE UNIFIED DISTR		18	28		23	
	CHINLE		19				
	CHINLE HS			28		23	
	CHINLE JHS		17				
	MANY FARMS		15	30			
	TSAILE			52			
	CONCHO ELEM DISTRICT		36	52		20	
	CONCHO		36	52		20	
	GANADO UNIFIED DISTR		17	29			
	GANADO HS			29			
	GANADO INTER		17				
	GANADO MS			29			
	MCDARY ELEM DISTRICT		17	29			
	MCDARY		17	29			
	RED MESA UNIFIED DIS		11	20		10	
	RED MESA		9	27		10	
	RED MESA HS		15	10			
	ROUND ROCK			58		51	
	ROUND VALLEY UNIFIED		57			51	
	ROUND VALLEY HS						
	ROUND VALLEY INTER						
	ROUND VALLEY MS		57	58		51	



ARIZONA PUPIL ACHIEVEMENT TESTING

READING NATIONAL INDIVIDUAL PERCENTILE RANK OCTOBER 1995

COUNTY	DISTRICT	SCHOOL	GRADE					
			FOUR	SEVEN	TEN			
NATIONAL			48	48	47	47		
STATEWIDE			47	51	51	51		
	SANDERS UNIFIED DIST		15	35	26	26		
	SANDERS		15	35				
	SANDERS JHS							
	VALLEY HS							
	ST JOHNS UNIFIED DIS		52	50	26	26		
	ST JOHNS HS		52	50	63	63		
	ST JOHNS MS		48		63	63		
	VERNON ELEMENTARY DI		48					
	VERNON		48					
	WINDOW ROCK UNIFIED		28	37	32	32		
	FT DEFINACE		28					
	TSO HO TSO MS		28					
	WINDOW ROCK		28	37				
	WINDOW ROCK HS		28		32	32		



ARIZONA PUPIL ACHIEVEMENT TESTING

READING NATIONAL INDIVIDUAL PERCENTILE RANK OCTOBER 1995

COUNTY	DISTRICT	SCHOOL	GRADE			
			FOUR	SEVEN	TEN	
NATIONAL			48	48	47	
STATEWIDE			47	51	51	
COCHISE			45	49	55	
	APACHE ELEM DISTRICT		34	84		
	APACHE		34	84		
	ASH CREEK ELEM DISTR		27	75		
	ASH CREEK		27	75		
	BENSON ELEM DISTRICT		56	56		
	BENSON MS		56	56	56	
	BENSON PRIMARY					
	BENSON UNION HIGH SC				56	
	BENSON UHS				56	
	BISBEE UNIFIED DISTR		45	44	47	
	BISBEE HS		45	44	47	
	LOWELL					
	BOWIE UNIFIED DISTRI		41	42	35	
	BOWIE		41	42	35	
	BOWIE HS					
	COCHISE ELEM DISTRIC		54	68		
	COCHISE		54	68		
	DOUBLE ADOBE ELEM DI		46			
	DOUBLE ADOBE		46			
	DOUGLAS UNIFIED DIST		32	36	45	
	A AVENUE		33			46



ARIZONA PUPIL ACHIEVEMENT TESTING

READING NATIONAL INDIVIDUAL PERCENTILE RANK OCTOBER 1985

COUNTY	DISTRICT	SCHOOL	GRADE				TEN
			FOUR	SEVEN	TEN	TEN	
NATIONAL			48	48	47	47	
STATEWIDE			47	51	51	51	
		CLAWSON	32	34			
		DOUGLAS HS					
		DOUGLAS JHS					
		FARAS					
		FIFTEENTH STREET	31				
		JOE CARLSON	23				
		PAUL H. HUBER JHS	30				
		SARAH MARLEY	21				
		STEVENSON	45				
		ELFRIDA ELEM DISTRIC	35				
		ELFRIDA	35				
		FT HUACHUCA ACCOM SC	52				
		COLONEL SMITH MS					
		GENERAL MYER	52				
		MCNEAL ELEM DISTRICT	49				
		MCNEAL	49				
		NACO ELEM DISTRICT	37				
		NACO	37				
		PALOMINAS ELEM DISTR	63				
		CORONADO	68				
		PALOMINAS	57				
		PEARCE ELEM DISTRICT	72				
		PEARCE	72				
		POWERENE ELEM DISTRI	47				
		POWERENE	47				

47

48



ARIZONA PUPIL ACHIEVEMENT TESTING

READING NATIONAL INDIVIDUAL PERCENTILE RANK OCTOBER 1995

COUNTY	DISTRICT	SCHOOL	GRADE						
			FOUR	SEVEN	TEN	THIRTY	FORTY	FIFTY	
NATIONAL			48	48	47	47	47	47	
STATEWIDE			47	51	51	51	51	51	
	SAN SIMON UNIFIED DI		37	47	37	37	37	37	
	SAN SIMON HS		37	47	37	37	37	37	
	SAN SIMON HS		37	47	37	37	37	37	
	SIERRA VISTA UNIFIED		49	53	63	63	63	63	
	APACHE MS		43	51	63	63	63	63	
	BELLA VISTA		43	51	63	63	63	63	
	BUENA HS		54	54	63	63	63	63	
	CARMICHAEL		53	54	63	63	63	63	
	HUACHUCA MOUNTAIN		42	54	63	63	63	63	
	PUEBLO DEL SOL		51	54	63	63	63	63	
	SIERRA VISTA MS		48	54	63	63	63	63	
	TOWN AND COUNTRY		39	52	63	63	63	63	
	VILLAGE MEADOWS		39	52	63	63	63	63	
	ST DAVID UNIFIED DIS		39	52	63	63	63	63	
	ST DAVID HS		43	49	63	63	63	63	
	ST DAVID HS		43	49	63	63	63	63	
	TOMBSTONE UNIFIED DI		45	47	63	63	63	63	
	HUACHUCA CITY		38	55	63	63	63	63	
	TOMBSTONE HS		38	55	63	63	63	63	
	WALTER J MEYER		36	43	63	63	63	63	
	VALLEY UNION H.S.		36	43	63	63	63	63	
	VALLEY UHS		36	43	63	63	63	63	
	MILLCOX UNIFIED DIST		36	43	63	63	63	63	
	MILLCOX HS		36	43	63	63	63	63	
	MILLCOX HS		36	43	63	63	63	63	
	MILLCOX MS		36	43	63	63	63	63	



ARIZONA PUPIL ACHIEVEMENT TESTING

READING NATIONAL INDIVIDUAL PERCENTILE RANK OCTOBER 1985

COUNTY	DISTRICT	SCHOOL	GRADE				TEN
			FOUR	SEVEN	TEN	TEN	
NATIONAL			48	48	47	47	
STATEWIDE			47	51	51	51	
COCONINO			47	51	51	51	
		FLAGSTAFF UNIFIED DI	56	55	60	60	
		CHARLES W SECHRIST	72				
		COCONINO HS	51				
		CROMER	68				
		DEMIGUEL	53	56			
		EAST FLAGSTAFF JHS					
		EVA MARSHALL					
		FLAGSTAFF HS					
		FLAGSTAFF JHS					
		JOHN Q THOMAS	60	55	65	65	
		KNOLES	71				
		LEUPP	22	33			
		LURA KINSEY	50				
		NEIL V CHRISTENSEN	54				
		SINAGUA HS					
		SOUTH BEAVER	33				
		THOMAS R WEITZEL	58				
		W F KILLIP	30				
		FREDONIA/MOCCASIN UN	25	53	46	46	
		FREDONIA MOCCASIN	25	53			
		FREDONIA MOCCASIN HS					
		GRAND CANYON UNIFIED	58	60	55	55	
		GRAND CANYON	58	60			
		GRAND CANYON HS					
		GREYHILLS ACADEMY					
		GREYHILLS ACADEMY					
		MAINE CONSOLIDATED E	65		13	13	
		MAINE CONSOLIDATED	65		13	13	



ARIZONA PUPIL ACHIEVEMENT TESTING

READING NATIONAL INDIVIDUAL PERCENTILE RANK OCTOBER 1995

COUNTY	DISTRICT	SCHOOL	GRADE				
			FOUR	SEVEN	TEN		
NATIONAL			48	48	47	47	
STATEWIDE			47	51	51	51	
	PAGE UNIFIED DISTRICT		30	50	52	52	
	DESERT VIEW		25				
	LAKE VIEW		36				
	PAGE HS						
	PAGE MS			50			
	PINE FOREST SCHOOL		74				
	PINE FOREST		74				
	TUBA CITY UNIFIED DI		27	36		32	
	CAMERON PRIMARY		13				
	EAGLE'S NEST MS		29				
	TUBA CITY HS			36		32	
	TUBA CITY JHS			59		46	
	WILLIAMS UNIFIED DIS		37				
	WILLIAMS HS			59		46	
	WILLIAMS/WILLIAMS MS		37				
							54



ARIZONA PUPIL ACHIEVEMENT TESTING

READING NATIONAL INDIVIDUAL PERCENTILE RANK OCTOBER 1995

COUNTY	DISTRICT	SCHOOL	GRADE				TEN
			FOUR	SEVEN	TEN	TEN	
NATIONAL			48	48		47	
STATEWIDE			47	51		51	
GILA			41	43		46	
	GLOBE UNIFIED DISTRI		42	46		46	
	COPPER RIM		42				
	GLOBE HS						
	GLOBE JHS						
	HAYDEN WINKELMAN UNI		24	46		46	
	HAYDEN HS						
	LEONOR HAMBLY JHS		24	28		32	
	WINKLEMAN INTER						
	MIAMI UNIFIED DISTRI		40	48		46	
	CENTRAL HEIGHTS						
	INSPIRATION ADDITION		45				
	LAS LOMAS		41				
	LEE KORNEGAY JHS		35	48		46	
	MIAMI HS						
	PAYSON UNIFIED DISTR		63	50		57	
	JULIA RANDALL		47				
	PAYSON HS		70				
	PAYSON JHS						
	PINE ELEM DISTRICT		44	50		57	
	PINE/STRAWBERRY		44	51			
	SAN CARLOS UNIFIED		16	21		29	
	RICE		16				
	SAN CARLOS HS						
	SAN CARLOS JHS			21		29	
							56



ARIZONA PUPIL ACHIEVEMENT TESTING

READING NATIONAL INDIVIDUAL PERCENTILE RANK OCTOBER 1995

COUNTY	DISTRICT	SCHOOL	GRADE				TEN
			FOUR	SEVEN			
NATIONAL			48	48			47
STATEWIDE			47	51			51
	TONTO BASIN ELEM DIS		65	52			92
	TONTO BASIN		65	52			92
	YOUNG ELEM DISTRICT		32	67			
	YOUNG TEACHING HS		32	67			
							58



ARIZONA PUPIL ACHIEVEMENT TESTING

READING NATIONAL INDIVIDUAL PERCENTILE RANK OCTOBER 1995

COUNTY	DISTRICT	SCHOOL	GRADE						
			FOUR	SEVEN	TEN				
NATIONAL			48	48	47	47			
STATEWIDE			47	51	51				
GRAHAM			40	48	47				
BONITA ELEM DISTRICT			45	52					
BONITA			45	52					
FT THOMAS UNIFIED DI			17	24	27				
FT THOMAS			17	24	27				
FT THOMAS HS									
PIMA UNIFIED DISTRICT			42	54	58				
PIMA			42	54	58				
PIMA HS									
SAFFORD UNIFIED DIST			42	45	44				
LAFE NELSON			42						
MT GRAHAM HS									
SAFFORD HS									
SAFFORD MS									
SOLOMONVILLE ELEM DI			44	45	49				
SOLOMONVILLE			44	37	44				
THATCHER UNIFIED DIS			44	37					
THATCHER			48	63	58				
THATCHER HS			48	63	58				
THATCHER MS									
									60



ARIZONA PUPIL ACHIEVEMENT TESTING

READING NATIONAL INDIVIDUAL PERCENTILE RANK OCTOBER 1995

COUNTY	DISTRICT	SCHOOL	GRADE			
			FOUR	SEVEN	TEN	
NATIONAL			48	48	47	
STATEWIDE			47	51	51	
LA PAZ			34	39	34	
	BICENTENNIAL U H.S.				31	
	SALOME HS				31	
	BOUSE ELEM DISTRICT		30	50		
	BOUSE		30	50		
	PARKER UNIFIED DISTR		33	39	34	
	LE PERA		24	32		
	PARKER HS				34	
	HALLACE		37	41		
	QUARTZSITE ELEM DIST		25	33		
	EHRENBURG		34	42		
	QUARTZITE		10	17		
	SALOME ELEM DIST		52	67		
	SALOME		52	67		
	MENDEN ELEM DISTRICT		42	47		
	MENDEN		42	47		
						64



ARIZONA PUPIL ACHIEVEMENT TESTING

READING NATIONAL INDIVIDUAL PERCENTILE RANK OCTOBER 1995

COUNTY	DISTRICT	SCHOOL	GRADE				TEN
			FOUR	SEVEN	TEN	TEN	
NATIONAL			48	48	47		
STATEWIDE			47	51	51		
MARICOPA			49	54	55		
	ABC ALTER LRNG CTR		35				
	ABC ALTERNATIVE		35				
	AGUA FRIA UNION H.S.				46		
	AGUA FRIA UHS				46		
	AGUILA ELEM DISTRICT		16				
	AGUILA		16				
	ALHAMBRA ELEM DISTRI		40	43			
	ALHAMBRA TRADITIONAL		83	77			
	ANDALUCIA		32	36			
	BARCELONA		37	47			
	CATALINA		48	42			
	CORDOVA		33	47			
	GRANADA EAST		37	34			
	R E SIMPSON		31	39			
	SEVILLA		40				
	ARLINGTON ELEM DISTR		56	48			
	ARLINGTON		56	48			
	ATOP ACADEMY		33	31			
	ATOP ACADEMY		33	31			
	AVONDALE ELEM DISTRI		27	34			
	AVONDALE JHS					66	
	PIONEER		27	34			



ARIZONA PUPIL ACHIEVEMENT TESTING

READING NATIONAL INDIVIDUAL PERCENTILE RANK OCTOBER 1995

COUNTY	DISTRICT	SCHOOL	GRADE			
			FOUR	SEVEN	TEN	
NATIONAL			48	48	47	
STATEWIDE			47	51	51	
AZ	ARTS SCHOOL			68	66	
AZ	SCHOOL FOR ARTS			68	66	
AZ	CALL-A-TEEN YOUTH				23	
AZ	CALL-A-TEEN CENTER				23	
AZ	CAREER ACADEMY				28	
AZ	CAREER ACAD MESA				28	
	BALSZ ELEM DISTRICT		29	44		
	BALSZ		26	43		
	CROCKETT		29	41		
	GRIFFITH		32	49		
	ORANGEDALE		29	41		
	BUCKEYE ELEM DISTRICT		32	41		
	BUCKEYE		32	41		
	BUCKEYE UNION H.S.				47	
	BUCKEYE UHS				47	
	CARMEL COMM INTEGR		38	33	53	
	CARMEL COMM INTEG		38	33	53	
	CARTWRIGHT ELEM DIST		35	39		
	BYRON A BARRY		31			
	CARTWRIGHT		38			
	CHARLES W HARRIS		29			
	DESERT SANDS JHS			42		
	ESTRELLA JHS			39		
	FRANK BORMAN JHS			37		

68

67



ARIZONA PUPIL ACHIEVEMENT TESTING

READING NATIONAL INDIVIDUAL PERCENTILE RANK OCTOBER 1995

COUNTY	DISTRICT	SCHOOL	GRADE				TEN
			FOUR	SEVEN	TEN	TEN	
NATIONAL			48	48		47	
STATEWIDE			47	51		51	
		GLENN L DOWNS	32				
		HEATHERBRAE	30				
		HOLIDAY PARK	41				
		JOHN F LONG	40				
		JUSTINE SPITALNY	30				
		PALM LANE	32				
		PERALTA	38				
		STARLIGHT PARK	34				
		SUNSET	25				
		TOMAHAWK	51				
		CAVE CREEK UNIFIED D	67	66		61	
		BLACK MOUNTAIN	66	66		61	
		CACTUS SHADOWS HS					
		DESERT ARROYO MS					
		DESERT SUN	68				
		CHANDLER UNIFIED DIS	51	56		60	
		ANDERSEN	63				
		ANDERSEN JHS					
		BOGLE JHS					
		CHANDLER HS					
		ERIE					
		FRYE					
		GALVESTON	38				
		GOODMAN	48				
		HARTFORD	44				
		HUMPHREY	65				
		JACOBSON	41				
		KNOX	49				
		OPPORTUNITY SCH	48				
		SAN MARCOS	54				
		SANBORN	34	30			
		SHURWAY	46				
		WEINBERG	64				
		MILLIS JHS	52	55			70



ARIZONA PUPIL ACHIEVEMENT TESTING

READING NATIONAL INDIVIDUAL PERCENTILE RANK OCTOBER 1995

COUNTY	DISTRICT	SCHOOL	GRADE								
			FOUR	SEVEN	TEN						
NATIONAL			48	48	47	47					
STATEWIDE			47	51	51	51					
	CITIZEN 2000		21	34	42	42					
	CITIZEN 2000		21	34	42	42					
	CREIGHTON ELEM DISTR		33	37							
	CREIGHTON MS		28	34							
	LARRY C. KENNEDY		38	43							
	LOMA LINDA		26	35							
	MONTE VISTA		35	35							
	PAPAGO		30	35							
	SQUAW PEAK		43	35							
	MILLIAM T MACHAN		27								
	DEER VALLEY UNIFIED		63	60	64	64					
	ARROWHEAD		67								
	BARRY GOLDWATER HS		62								
	BELLAIR		50								
	CONSTITUTION										
	DEER VALLEY HS										
	DEER VALLEY MS										
	DESERT MOUNTAIN HS										
	DESERT SAGE		61	52	61	61					
	DESERT SKY MS			55							
	DESERT WINDS			61							
	ESPERANZA		72								
	GREEN BRIER		63								
	HILLCREST MS		75								
	LAS BRISAS		66	65							
	MIRAGE		59								
	MOUNTAIN RIDGE HS										
	MOUNTAIN SHADOWS		63								
	NEW RIVER		67								
	PARK MEADOWS		58								
	SUNRISE		56								
	VILLAGE MEADOWS		53								

71

72



ARIZONA PUPIL ACHIEVEMENT TESTING

READING NATIONAL INDIVIDUAL PERCENTILE RANK OCTOBER 1995

COUNTY	DISTRICT	SCHOOL	GRADE				TEN
			FOUR	SEVEN	TEN	TEN	
NATIONAL			48	48	47	47	
STATEWIDE			47	51	51	51	
	DRAGONFLEYE CHARTER		62	67		23	
	DRAGONFLEYE		62	67		23	
	DYSART UNIFIED DISTR		35	32			
	DYSART HS			32			
	DYSART MS		24				
	EL MIRAGE		43				
	KINGSWOOD		50				
	LUKE		23				
	SURPRISE						
	EDU-PRIZE		80				
	EDU-PRIZE		80				
	EDUPRENEURSHIP		49	43			
	EDUPRENEURSHIP		49	43			
	ESPERANZA MONTESSORI		26	22		35	
	ESPERANZA ACADEMY		26	22		35	
	FOOTHILLS ACADEMY			84		81	
	FOOTHILLS ACADEMY			84		81	
	FOUNTAIN HILLS UNIFI		59	64		64	
	FOUNT HILLS JR/SR		59	64		64	
	FOUR PEAKS		31	41			
	FOWLER ELEM DISTRICT		31	41			
	FOWLER						
	SANTA MARIA MS						74



ARIZONA PUPIL ACHIEVEMENT TESTING

READING NATIONAL INDIVIDUAL PERCENTILE RANK OCTOBER 1995

COUNTY	DISTRICT	SCHOOL	GRADE			
			FOUR	SEVEN	TEN	
NATIONAL			48	48	47	
STATEWIDE			47	51	51	
	GATEWAY COMMUNITY HS				48	
	GATEWAY COMMUNITY				48	
	GILA BEND UNIFIED DI		28	36	34	
	GILA BEND		28	36	34	
	GILA BEND HS				67	
	GILBERT UNIFIED DIST		57	64		
	BURK		54			
	GILBERT HS		52		66	
	GILBERT JHS			67		
	GREENFIELD		54	63		
	GREENFIELD JHS					
	HARRIS		48			
	HIGHLAND HS				68	
	HOUSTON		59			
	ISLANDS		57			
	MESQUITE		54			
	MESQUITE JHS			62		
	NEELY		54			
	PATTERSON		65			
	PIONEER		62			
	PLAYA DEL REY		59			
	TOWNE MEADOWS		62			
	VAL VISTA LAKES		68			
	GLENDALE ELEM DISTRI		34	40		
	BICENTENNIAL NORTH		36	38		
	CHALLENGER					
	DISCOVERY		32			
	GLENDALE AMERICAN		45	38		
	GLENDALE LANDMARK			45		
	GLENN F BURTON		24			
	HAROLD W SMITH		29	32		
						76



ARIZONA PUPIL ACHIEVEMENT TESTING

READING NATIONAL INDIVIDUAL PERCENTILE RANK OCTOBER 1985

COUNTY	DISTRICT	SCHOOL	GRADE				TEN
			FOUR	SEVEN	TEN	TEN	
NATIONAL			48	48	47	47	
STATEWIDE			47	51	51	51	
		HORIZON	43	34			
		ISAAC E IMES	39				
		MELVIN E SINE	34				
		MENSENDICK	28				
		GLENDALE UNION H.S.				63	
		APOLLO HS				60	
		CORTEZ HS				58	
		GLENDALE HS				49	
		GREENWAY HS				70	
		INDEPENDENCE HS				54	
		MOON VALLEY HS				69	
		SUNNYSLOPE HS				62	
		THUNDERBIRD HS				67	
		WASHINGTON HS				58	
		HERITAGE ACADEMY INC		65		64	
		HERITAGE		59		63	
		HERITAGE VERDE VALLE		74		66	
		HIGLEY ELEM DISTRICT	48	42			
		HIGLEY	48	42			
		INTELLI-SCHOOL				60	
		INTELLI-SCHOOL				60	
		ISAAC ELEM DISTRICT	23	30			
		ALTA E BUTLER	19				
		ESCUELA AZTECA					
		ISAAC JHS	19	30			
		J B SUTTON	29				
		JOSEPH ZITO	23				
		MITCHELL	24				
		P T COE					
						78	

72



ARIZONA PUPIL ACHIEVEMENT TESTING

READING NATIONAL INDIVIDUAL PERCENTILE RANK OCTOBER 1985

COUNTY	DISTRICT	SCHOOL	GRADE			
			FOUR	SEVEN	TEN	
NATIONAL			48	48	47	
STATEWIDE			47	51	51	
	KYRENE ELEM DISTRICT		61	61		
	AKIMEL--A-AL MS			61		
	ALTADENA			67		
	C I WAGONER		69	58		
	CENTENNIAL MS			58		
	KYRENE APRENDE MS					
	KYRENE DE LA COLINA		62			
	KYRENE DE LA ESPERAN		62			
	KYRENE DE LA MARIPOS		69			
	KYRENE DE LA MIRADA		51			
	KYRENE DE LA PALOMA		50			
	KYRENE DE LA SIERRA		68			
	KYRENE DE LAS BRISAS		66			
	KYRENE DE LAS LOMAS		64			
	KYRENE DE LOS CERRIT		63			
	KYRENE DE LOS LAGOS		60			
	KYRENE DE LOS NINOS		46			
	KYRENE DEL CIELO		68			
	KYRENE DEL NORTE		53			
	KYRENE DEL PUEBLO		49	59		
	KYRENE DEL SURENO		68			
	KYRENE MONTE VISTA					
	KYRENE MS					
	LAVEEN ELEM DISTRICT		18	64		
	LAVEEN		19			
	MC CASH		17			
	LIBERTY ELEM DISTRICT		49	56		
	ESTRELLA MOUNTAIN		59	58		
	LIBERTY		44	55		
	LIFE SCHOOL COLLEGE			56	51	
	LIFE SCHOOL			56	51	
						80



ARIZONA PUPIL ACHIEVEMENT TESTING

READING NATIONAL INDIVIDUAL PERCENTILE RANK OCTOBER 1985

COUNTY	DISTRICT	SCHOOL	GRADE						
			FOUR	SEVEN	TEN				
NATIONAL			48	48	47	47	47		
STATEWIDE			47	51	51	51	51		
	LITCHFIELD ELEM DIST		53	62	62	62	62		
	LITCHFIELD		53	62	62	62	62		
	SCOTT LIBBY		54	62	62	62	62		
	WESTERN SKY MS		54	62	62	62	62		
	LITTLETON ELEM DISTR		20	33	33	33	33		
	LITTLETON		20	33	33	33	33		
	UNDERDOWN JHS		20	33	33	33	33		
	MADISON ELEM DISTRIC		67	63	63	63	63		
	MADISON HEIGHTS		68	76	76	76	76		
	MADISON MEADOWS		68	76	76	76	76		
	MADISON NO 1		34	49	49	49	49		
	MADISON PARK		81	75	75	75	75		
	MADISON R. C. SIMIS		75	75	75	75	75		
	MADISON ROSE LANE		19	23	23	23	23		
	MARICOPA CO. REG. DI		19	23	23	23	23		
	DURANGO DETENTION			30	30	30	30		
	EAST VALLEY HS/ALT			8	8	8	8		
	ESTRELLA MOUNTAIN		5	32	32	32	32		
	GREATER HOPE		40	39	39	39	39		
	HORSE MESA DAM		53	20	20	20	20		
	MESA DETENTION		20	40	40	40	40		
	PARC PLACE		20	40	40	40	40		
	THOMAS J PAPPAS		20	40	40	40	40		
	WEST VALLEY HS/ALT		54	62	62	62	62		
	MESA UNIFIED DISTRIC		54	62	62	62	62		
	ADAMS		37	63	63	63	63		
	ALMA		63	63	63	63	63		
	BRIMHALL JHS		63	63	63	63	63		
	CARSON JHS		60	63	63	63	63		
	CRISMON		60	63	63	63	63		
									82



ARIZONA PUPIL ACHIEVEMENT TESTING

READING NATIONAL INDIVIDUAL PERCENTILE RANK OCTOBER 1995

COUNTY	DISTRICT	SCHOOL	GRADE				TEN
			FOUR	SEVEN	TEN	TEN	
NATIONAL			48	48		47	
STATEWIDE			47	51		51	
		DOBSON HIGH	51			65	
		EDISON	42				
		EISENHOWER	38				
		EMERSON	63				
		FALCON HILL	57				
		FIELD	77				
		FRANKLIN		66			
		FRANKLIN WEST					
		FRANKLIN WEST	69				
		FREMONT JHS		52			
		FROST	59				
		HALE	60				
		HANTHORNE	57				
		HENDRIX JHS					
		HERMOSA VISTA		65			
		HIGHLAND	68				
		HOLMES	63				
		IRVING	41				
		ISHIKAWA	52				
		JAMES MADISON	67				
		JEFFERSON	64				
		JOHN KERR	35				
		JOHN PHILLIP SOUSA	36				
		JOHNSON	55				
		JORDAN	63				
		KELLER	60				
		KINO JHS	49				
		LEHI		60			
		LINCOLN	39				
		LINDBERGH	33				
		LONGFELLOW	42				
		LOWELL	41				
		MACARTHUR	32				
		MARJORIE ENTZ	61				
		MENDOZA	61				
		MESA HS	60				
		MESA JHS		50		58	
		MESA VISTA HS				44	
		MOUNTAIN VIEW HS				70	
		POHEROY	60				

84

83



ARIZONA PUPIL ACHIEVEMENT TESTING

READING
NATIONAL INDIVIDUAL PERCENTILE RANK
OCTOBER 1995

COUNTY	DISTRICT	SCHOOL	GRADE						
			FOUR	SEVEN	TEN				
NATIONAL			48	48	47	47			
STATEWIDE			47	51	51	51			
		PORTER	65	73	61	61			
		POSTON JHS		51					
		PONELL JHS		41					
		PONER LRNG CTR		68					
		RED MOUNTAIN HS	64						
		RED MOUNTAIN RANCH	49						
		REDBIRD	62						
		RHODES JHS	46						
		ROBSON	49						
		ROOSEVELT	50						
		SALK	63						
		SANDRA DAY O'CONNOR		65					
		SHEPHERD JHS		68					
		SIRRINE							
		STAPLEY HALL							
		STAPLEY JHS	39						
		STEVENSON	44						
		TAFT							
		TAYLOR JHS							
		WASHINGTON	61						
		WEBSTER	40						
		WESTWOOD HS							
		WHITMAN	38						
		WHITTIER	44						
		MOBILE ELEM DISTRICT	22						
		MOBILE	22						
		MONTESSORI CHARTER	52						
		MONTESSORI PHX	46						
		MONTESSORI PRESCOTT	58						
		MORRISTOWN ELEM DIST	33						
		MORRISTOWN	33						



ARIZONA PUPIL ACHIEVEMENT TESTING

READING NATIONAL INDIVIDUAL PERCENTILE RANK OCTOBER 1995

COUNTY DISTRICT SCHOOL	GRADE				
	FOUR	SEVEN	TEN		
NATIONAL	48	48	47		
STATENIDE	47	51	51		
MURPHY ELEM DISTRICT	23	30			
ALFRED F. GARCIA	29	29			
ARTHUR M. HAMILTON	19	32			
JACK L. KUBAN	31	36			
WILLIAM R. SULLIVAN	19	27			
NADABURG ELEM DISTRI	35	58			
NADABURG	35	58	80		
NEW SCHOOL FOR ARTS			80		
NEW SCHOOL FOR ARTS					
OSBORN ELEM DISTRICT	25	38			
CLARENDON	24				
LONGVIEW	24				
OSBORN MS		38			
SOLANO	28				
PALO VERDE ELEM DIST	34	30			
PALO VERDE	34	30			
PALOMA ELEM DISTRICT	33	19			
PALOMA	33	19			
PARADISE VALLEY UNIF	58	64	57		
AIRE LIBRE	54				
ALTERNATIVE ED	39				
ARROWHEAD	56				
CACTUS VIEW	54				
CAMPO BELLO	66				
COPPER CANYON	66				
DESERT COVE	66				
					88



ARIZONA PUPIL ACHIEVEMENT TESTING

READING NATIONAL INDIVIDUAL PERCENTILE RANK OCTOBER 1995

COUNTY	DISTRICT	SCHOOL	GRADE									
			FOUR	SEVEN	TEN							
NATIONAL			48	48	47	47	47					
STATEWIDE			47	51	51	51	51					
		DESERT SHADOWS	65	72								
		DESERT SHADOWS MS	73									
		DESERT SPRINGS	49									
		EAGLE RIDGE	45									
		ECHO MOUNTAIN	60									
		FOOTHILLS	55									
		GOLD DUST		54								
		GREENWAY MS	62									
		HIDDEN HILLS										
		HORIZON HS	57									
		INDIAN BEND	50									
		LARKSPUR	61									
		LIBERTY	66									
		MERCURY MINE										
		NORTH CANYON HS	72									
		NORTH RANCH										
		PALOMINO	33									
		PARADISE VALLEY HS										
		POLARIS HS	57									
		QUAIL RUN	62									
		SANDPIPER										
		SHADON MOUNTAIN HS										
		SHEA MS		66								
		SONORAN SKY	62									
		SUNRISE MS		65								
		VILLAGE VISTA	57									
		VISTA VERDE MS	66									
		WHISPERING MINDS		61								
		PENDERGAST ELEM DIST	45									
		DESERT HORIZON	33									
		DESERT MIRAGE	39									
		GARDEN LAKES	57									
		PENDERGAST	54									
		VILLA DE PAZ	49									
		WESTMIND	41									
												90



ARIZONA PUPIL ACHIEVEMENT TESTING

READING NATIONAL INDIVIDUAL PERCENTILE RANK OCTOBER 1995

COUNTY	DISTRICT	SCHOOL	GRADE				TEN
			FOUR	SEVEN	SEVEN	SEVEN	
NATIONAL			48		48		47
STATEWIDE			47		51		51
	PEORIA UNIFIED DISTR		54		61		56
	ALTA LOMA		50		50		
	APACHE		54		62		
	CACTUS HS						
	CANYON		52		67		59
	CENTENNIAL HS						
	COPPERWOOD		64		63		52
	COTTON BOLL		52		53		
	DESERT HARBOR		54		67		
	DESERT PALMS		51		56		
	DESERT VALLEY		72		71		
	FOOTHILLS		54		57		
	HERITAGE		51		61		
	IRA A MURPHY		45		49		64
	IRONWOOD HS						
	KACHINA		51		60		
	MARSHALL RANCH		64		69		
	OAKWOOD		63		73		
	OASIS		63		66		
	PASEO VERDE		55		58		
	PEORIA		48		56		47
	PEORIA HS						
	PIONEER		53		71		
	SAHUARO RANCH		55		59		
	SANTA FE		47		58		
	SKY VIEW		60		71		
	SUN VALLEY		41		56		
	SUNDANCE		46		66		
	PHOENIX ELEM DISTRIC		33		33		92
	BETHUNE		20				
	CAPITOL		21				
	DUNBAR		49				
	EDISON		33				
	EMERSON		34				
	GARFIELD		26				
	HEARD		3D				



ARIZONA PUPIL ACHIEVEMENT TESTING

READING NATIONAL INDIVIDUAL PERCENTILE RANK OCTOBER 1995

COUNTY	DISTRICT	SCHOOL	GRADE				TEN
			FOUR	SEVEN			
NATIONAL			48	48		47	
STATEWIDE			47	51		51	
		HERRERA	32	43			
		KENILWORTH	32				
		LOWELL	25				
		MAGNET TRAD	73				
		OTT	26				
		PHOENIX PREP		31			
		PPA ANNEX		27			
		SHAW	24				
		WHITTIER	33				
		PHOENIX UNION H.S.				32	
		ALHAMBRA E.S.O.				6	
		ALHAMBRA HS				31	
		B.A.C.E.				21	
		CAMELBACK HS				33	
		CARL HAYDEN HS				28	
		CENTRAL HS				34	
		DESIDERATA				11	
		MARYVALE HS				32	
		NORTH HS				37	
		SOUTH MOUNTAIN HS				29	
		TREVOR BROWNE HS				35	
		QUEEN CREEK UNIFIED	48			51	
		QUEEN CREEK	48				
		QUEEN CREEK HS				51	
		QUEEN CREEK MS					
		RIVERSIDE ELEM DISTR	21			27	
		RIVERSIDE	21			27	
		ROOSEVELT ELEM DISTR	24			33	
		C J JORGENSEN	17			23	
		C O GREENFIELD	19			32	
		IGNACIO CONCHOS	24			36	
		JOHN R DAVIS	25			38	

BEST COPY AVAILABLE



ARIZONA PUPIL ACHIEVEMENT TESTING

READING NATIONAL INDIVIDUAL PERCENTILE RANK OCTOBER 1995

COUNTY	DISTRICT	SCHOOL	GRADE			
			FOUR	SEVEN	TEN	
NATIONAL			48	48	47	
STATEWIDE			47	51	51	
		MARTIN LUTHER KING	30	31		
		MAXINE O. BUSH	23	34		
		PALMDALE	28	36		
		PERCY L JULIAN JHS	17	29		
		RIO VISTA	25	30		
		ROSE LINDA	33	27		
		SIERRA VISTA	32	40		
		SOUTHWEST	25	33		
		SUNLAND	24	35		
		T G BARR	17	45		
		V H LASSEN	20	34		
		VALLEY VIEW				
		RUTH FISHER ELEM DIS	36	45		
		RUTH FISHER	36	45		
		SATZ SCHOOL		59		
		SATZ		59		
		SCOTTSDALE HORIZONS	59	33		
		SCOTTSDALE HORIZONS	59	33		
		SCOTTSDALE UNIFIED D	66	66	68	
		ANASAZI	72			
		ANLC	59	63		
		ARCADIA HS				
		AZTEC	65			
		CHAPARRAL HS	79			
		CHEROKEE	69			
		COCHISE				
		COCOPAH MS		76		
		CORONADO HS				
		DESERT MTN HS				
		HOHOKAM	58			
		HOPKI	75			
		INGLESIDE MS		70		
						96



ARIZONA PUPIL ACHIEVEMENT TESTING

READING NATIONAL INDIVIDUAL PERCENTILE RANK OCTOBER 1995

COUNTY	DISTRICT	SCHOOL	GRADE						
			FOUR	SEVEN	TEN				
NATIONAL			48	48	47	47			
STATENIDE			47	51	51	51			
		KIVA	72	58					
		LAGUNA	75	69					
		MOHAVE MS							
		MOUNTAINSIDE MS							
		NAVAJO							
		PIMA	56						
		PUEBLO	44						
		SAGUARO HS	65						
		SEGUOYA	71						
		SUPAI MS	51						
		TAVAN	50						
		TONALEA	46						
		YAVAPAI	74						
		ZUNI							
		SENTINEL ELEM DISTRI							
		SENTINEL							
		SUCCESS SCHOOL							
		PHOENIX LC							
		SAN LUIS LC							
		SOMERTON LC							
		YUMA LC							
		TEMPE ELEM DISTRICT							
		AGUILAR	42						
		ARREDONDO	42						
		BROADMOR	43						
		BUSTOZ	76						
		CARMINATI	60						
		CONNOLLY JHS	51						
		CURRY	55						
		EVANS	39						
		FEEES JHS							
		FRANK	34						
		FULLER	54						
		GILLILLAND MS							



ARIZONA PUPIL ACHIEVEMENT TESTING

READING NATIONAL INDIVIDUAL PERCENTILE RANK OCTOBER 1995

COUNTY	DISTRICT	SCHOOL	GRADE						
			FOUR	SEVEN	TEN				
NATIONAL			48	48	47				
STATEWIDE			47	51	51				
		HOLDEMAN	37						
		HUDSON	43						
		LAIRO	27						
		MCKENY HS		53					
		MEYER	54						
		NEVITT	31						
		ROVER	56						
		SCALES	28						
		THEM	27						
		MOOD	44						
		TEMPE UNION H.S.				62			
		CORONA DEL SOL HS				65			
		MARCOS DE NIZA HS				64			
		MCCLINTOCK HS				57			
		MOUNTAIN POINTE HS				66			
		TEMPE HS				48			
		TOLLESON ELEM DISTRI	33	35					
		TOLLESON	33	35					
		TOLLESON UNION H.S.				48			
		TOLLESON UHS				45			
		WESTVIEW HS				51			
		TOUCHSTONE COMMUNITY	40	33		47			
		TOUCHSTONE COMMUNITY	40	33		47			
		UNION ELEM DISTRICT.	27	38					100
		UNION	27	38					
		VALLEY ACADEMICS INC	62	60		58			
		VALLEY ACADEMY	62	60		58			



ARIZONA PUPIL ACHIEVEMENT TESTING

READING NATIONAL INDIVIDUAL PERCENTILE RANK OCTOBER 1995

COUNTY	DISTRICT	SCHOOL	GRADE				TEN
			FOUR	SEVEN	TEN	TEN	
NATIONAL			48	48	47	47	
STATEWIDE			47	51	51	51	
	VENTANA ACADEMIC		65				
	VENTANA ACADEMIC		65				
	VILLA MONTESSORI		75				
	VILLA MONTESSORI		75				
	WASHINGTON ELEM DIST		47	53			
	ACACIA		54				
	ALTA VISTA		37				
	ARROYO		46				
	CACTUS WREN		36				
	CHAPARRAL		50				
	CHOLLA			59			
	DESERT FOOTHILLS			60			
	DESERT VIEW		38				
	IRONWOOD		63				
	JOHN JACOBS		55				
	LAKEVIEW		57				
	LOOKOUT MOUNTAIN		72				
	MANANITA		44				
	MARYLAND		33				
	MOON MOUNTAIN		52				
	MOUNTAIN SKY JHS			55			
	MOUNTAIN VIEW		24				
	MOUNTAIN VIEW		33				
	OCOTILLO		51				
	ORANGEHOOD			50			
	PALO VERDE		56				
	RICHARD E MILLER		52				
	ROADRUNNER			44			
	ROYAL PALM						
	SAHUARO		44				
	SENITA		65				
	SHAW BUTTE		36				
	SUNBURST		51				
	SUNNYSLOPE		30				
	SUNSET		46				



ARIZONA PUPIL ACHIEVEMENT TESTING

READING NATIONAL INDIVIDUAL PERCENTILE RANK OCTOBER 1995

COUNTY	DISTRICT	SCHOOL	GRADE				TEN
			FOUR	SEVEN	TEN	TEN	
NATIONAL			48	48	47		
STATEWIDE			47	51	51		
		SWEETWATER	61	68			
		TUMBLEWEED	55				
		WASHINGTON	32				
		OABRAHAM LINCOLN TRA	53				
		WICKENBURG UNIFIED D	47	59	58		
		VULTURE PEAK	47	59			
		WICKENBURG HS			58		
		WILSON ELEM DISTRICT	17				
		WILSON		31			
		WILSON	17				
		WILSON ELEM S.D.#7		31			



ARIZONA PUPIL ACHIEVEMENT TESTING

READING

NATIONAL INDIVIDUAL PERCENTILE RANK

OCTOBER 1995

COUNTY	DISTRICT	SCHOOL	GRADE				TEN
			FOUR	SEVEN	TEN	TEN	
NATIONAL			48	48	47	47	
STATEWIDE			47	51	51	51	
MOHAVE			45	51	50	50	
		BULLHEAD CITY ELEM D	39	44			
		BULLHEAD CITY JHS		44			
		DESERT VALLEY	33				
		DIAMONDBACK	48				
		MOUNTAIN VIEW	46				
		CHLORIDE ELEM DISTRI	37	48			
		MOUNT TIPTON	37	48			
		COLORADO CITY UNIFIE	37	63	54	54	
		COLORADO CITY					
		COLORADO CITY HS					
		COLORADO CITY JHS	37	63	54	54	
		COLORADO RIVER UNION					
		MOHAVE HS				41	
		RIVER VALLEY HS				41	
		HACKBERRY ELEM DISTR				41	
		BLAKE RANCH					
		KINGMAN ELEM DISTRIC	44	51			
		BLACK MOUNTAIN	28				
		CERBAT	43				
		GOLDEN VALLEY JHS					
		HULAPAI	59	44			
		KINGMAN JHS					
		LA SENITA	47	52			
		MANZANITA	52				
		PALO CHRISTI	29				
							106



ARIZONA PUPIL ACHIEVEMENT TESTING

READING NATIONAL INDIVIDUAL PERCENTILE RANK OCTOBER 1995

COUNTY	DISTRICT	SCHOOL	GRADE									
			FOUR	SEVEN	TEN							
NATIONAL			48	48	47	47	47					
STATEWIDE			47	51	51	51	51					
	KINGMAN LRNG ACADEMY		63									
	KINGMAN ACADEMY		63									
	LAKE HAVASU UNIFIED		57	56								
	HAVASUPAI		48									
	LAKE HAVASU HS		56									
	NAUTILUS		54									
	ORO GRANDE		50									
	SMOKETREE		69									
	STARLINE											
	THUNDERBOLT MS											
	LITTLEFIELD ELEM DIS		25	56								
	LITTLEFIELD		25	39								
	MOHAVE UNION H.S.									51		
	KINGMAN HS - NORTH									51		
	MOHAVE VALLEY ELEM D		42	54								
	FORT MOHAVE		48									
	MOHAVE VALLEY		34									
	MOHAVE VALLEY JMS											
	OWENS WHITNEY ELEM D		83	60								
	OWENS WHITNEY		83	60								
	PEACH SPRINGS ELEM D		7	11								
	PEACH SPRINGS		7	11								
	TOPOCK ELEMENTARY DI		57	65								
	TOPOCK		57	65								

108

107



ARIZONA PUPIL ACHIEVEMENT TESTING

READING NATIONAL INDIVIDUAL PERCENTILE RANK OCTOBER 1995

COUNTY DISTRICT SCHOOL	GRADE				TEN
	FOUR	SEVEN	TEN	TEN	
NATIONAL	48	48	47	47	
STATEWIDE	47	51	51	51	
VALENTINE ELEM DISTR	62	60			
VALENTINE	62	60			
YUCCA ELEM DISTRICT	34				
YUCCA	34				
					110



ARIZONA PUPIL ACHIEVEMENT TESTING

READING NATIONAL INDIVIDUAL PERCENTILE RANK OCTOBER 1995

COUNTY	DISTRICT	SCHOOL	GRADE						
			FOUR	SEVEN	TEN				
NATIONAL			48	48	47	47	47		
STATEWIDE			47	51	51	51	51		
NAVAJO			34	43	41	41	41		
	BLUE RIDGE UNIFIED		57	67	63	63	63		
	BLUE RIDGE HS								
	BLUE RIDGE JHS		57	67					
	BLUE RIDGE MS								
	CEDAR UNIFIED DISTRI		22	30					
	JEDITO		22	30					
	JEDITO JHS								
	HEBER-OVERGAARD UNIF		37	59	60	60	60		
	CAPPS		37	59					
	MOGOLLON HS								
	MOGOLLON JHS								
	HOLBROOK UNIFIED		41	54	42	42	42		
	HOLBROOK HS								
	HOLBROOK JHS		41	54					
	HULET								
	JOSEPH CITY UNIFIED		57	59	56	56	56		
	JOSEPH CITY HS		57	59	56	56	56		
	JOSEPH CITY HS								
	KAYENTA UNIFIED DIST		22	28	21	21	21		
	KAYENTA INTER								
	KAYENTA MS								
	MONUMENT VALLEY HS		22	28					
	NORTHERN AZ ACADEMY								
	NORTHERN AZ ACADEMY								

112

111



ARIZONA PUPIL ACHIEVEMENT TESTING

READING NATIONAL INDIVIDUAL PERCENTILE RANK OCTOBER 1995

COUNTY DISTRICT SCHOOL	GRADE				TEN
	FOUR	SEVEN	EIGHT	NINE	
NATIONAL	48	48	48	48	47
STATENIDE	47	51	51	51	51
PINON UNIFIED DISTRI	16	23	23	23	46
PINON	16	23	23	23	46
SHOW LOW UNIFIED DIS	49	57	57	57	46
LINDEN	49	57	57	57	46
PINEDALE	39	39	39	39	46
SHOW LOW HS	50	57	57	57	46
SHOW LOW INTER	50	57	57	57	46
SHOW LOW JHS	50	57	57	57	46
SNOWFLAKE UNIFIED OI	49	47	47	47	57
SNOWFLAKE HS	46	47	47	47	57
SNOWFLAKE INTERM	46	47	47	47	57
SNOWFLAKE JHS	54	47	47	47	57
TAYLOR INTER	54	47	47	47	57
TOL CHII KOOH CHARTE	17	14	14	14	8
LEUPP SCHOOLS	18	14	14	14	8
LITTLE SINGER	15	14	14	14	8
WHITERIVER UNIFIED D	17	30	30	30	20
ALCHESAY HS	12	30	30	30	20
SEVEN MILE	20	30	30	30	20
WHITERIVER	20	30	30	30	20
WHITERIVER JHS	20	30	30	30	20
WINSLOW UNIFIED DIST	37	39	39	39	42
BONNIE BRENNAN	41	39	39	39	42
JEFFERSON	30	39	39	39	42
WASHINGTON	30	39	39	39	42
WINSLOW HS	39	39	39	39	42
WINSLOW JHS	39	39	39	39	42



ARIZONA PUPIL ACHIEVEMENT TESTING

READING NATIONAL INDIVIDUAL PERCENTILE RANK OCTOBER 1985

COUNTY	DISTRICT	SCHOOL	GRADE						
			FOUR	SEVEN	TEN				
NATIONAL			48	48	47	47	47		
STATEWIDE			47	51	51	51	51		
PIMA			54	53	52	52	52		
	AJO UNIFIED DISTRICT		42	46	54	54	54		
	AJO		42	46	54	54	54		
	AJO JUNIOR/SENIOR		42	46	54	54	54		
	ALTAR VALLEY SCHOOL		41	50					
	ALTAR VALLEY MS		41	50					
	MARY E DILL		41	50					
	AMPHITHEATER UNIFIED		59	61	59	59	59		
	AMPHITHEATER HS								
	AMPHITHEATER MS								
	CANYON DEL ORO HS								
	COPPER CREEK		67	46	47	47	47		
	COPPER CREEK OPT		71						
	CORONADO		56	62	65	65	65		
	E C NASH		39						
	F O HOLAWAY		53						
	HELEN KEELING		40						
	L M PRINCE		36						
	LA CIMA MS								
	LAWRENCE W CROSS MS								
	LULU WALKER		56	51					
	MARION DONALDSON		66	74					
	MESA VERDE		66						
	RIO VISTA		52						
	MINIFRED HARELSON		79						
	115 CATALINA FOOTHILLS U		78	79	78	78	78		
	CANYON VIEW		73						
	CATALINA FOOTHILLS								
	ESPERERO CANYON MS								
	MANZANITA		76	76	78	78	78		
	ORANGE GROVE JHS								
	SUNRISE DRIVE		82	82					



ARIZONA PUPIL ACHIEVEMENT TESTING

READING NATIONAL INDIVIDUAL PERCENTILE RANK OCTOBER 1995

COUNTY: DISTRICT SCHOOL	GRADE				TEN
	FOUR	SEVEN	SEVEN	TEN	
NATIONAL	48	48		47	
STATEWIDE	47	51		51	
VENTANA VISTA MS	81				
CONTINENTAL ELEM DIS	63	59			
CONTINENTAL	63	59			
FLOWING WELLS UNIFIE	55	57		63	
CENTENNIAL	59				
FLOWING WELLS HS		57			63
FLOWING WELLS JHS	57				
HOMER DAVIS	47				
LAGUNA	71				
ROBERT RICHARDSON	41				
WALTER DOUGLAS					
INDIAN OASIS-BABOQUI	15	25			18
BABOQUIVARI HS					
BABOQUIVARI JHS	15	25			18
TOPAWA INTERM					
MARANA UNIFIED DISTR	58	57			64
BUTTERFIELD					
DE GRAZIA	63				
DESERT WINDS	66				
ESTES	50				
IRONWOOD	48				
MARANA HS	68				
MARANA JHS		51			57
MOUNTAIN VIEW HS					
QUAIL RUN	61				
ROADRUNNER	37				
THORNYDALE	58				
TORTOLITA JHS		61			
PIMA COUNTY ADULT ED					22
EDGE PROGRAM					22



ARIZONA PUPIL ACHIEVEMENT TESTING

READING NATIONAL INDIVIDUAL PERCENTILE RANK OCTOBER 1995

COUNTY	DISTRICT	SCHOOL	GRADE									
			FOUR	SEVEN	TEN							
NATIONAL			48	48	47							
STATEWIDE			47	51	51							
	PPEP TECH											
	AVONDALE											
	CASA GRANDE											
	CHANDLER											
	DOUGLAS											
	SANDERS											
	SOMERITON											
	TUCSON											
	SAHUARITA UNIFIED DI		42	49	44							
	SAHUARITA		44	49	44							
	SAHUARITA HS											
	SAHUARITA JHS		36									
	SOPORI		26									
	SAN FERNANDO ELEM DI		26									
	SAN FERNANDO		26									
	SUNNYSIDE UNIFIED DI		40	39	36							
	APOLLO MS											
	CHAPARRAL JHS											
	CRAYCROFT											
	DESERT VIEW HS		44	38								
	DREXEL			41								
	ELYIRA		34									
	ESPERANZA		40									
	GALLEGO		31									
	LIBERTY		52									
	LOS AMIGOS		41									
	LOS NINOS		37									
	LOS RANCHITOS		38									
	MED LEARNING CTR		50									
	MISSION MANOR		35									
	OCTILLO		29									
	SANTA CLARA		39									
												120



ARIZONA PUPIL ACHIEVEMENT TESTING

READING NATIONAL INDIVIDUAL PERCENTILE RANK OCTOBER 1995

COUNTY	DISTRICT	SCHOOL	GRADE				TEN
			FOUR	SEVEN	TEN	TEN	
NATIONAL			48	48	47	47	
STATEWIDE			47	51	51	51	
	SIERRA MS			39		35	
	SUNNYSIDE HS			69			
	TANQUE VERDE UNIFIED		83	69			
	AGUA CALIENTE		83	69			
	EMILY GRAY JHS		83				
	TANQUE VERDE		53	50		49	
	TUCSON UNIFIED DISTR		54				
	BLENMAN		95				
	BLOOM		66				
	BONILLAS		70				
	BOOTH		72				
	BORMAN		48				
	BRICHTA		29				
	C E ROSE		42				
	CARRILLO			53		35	
	CARSON MS					29	
	CATALINA HS		70				
	CAVETT						
	CHOLLA HS		78				
	COLLIER		62				
	CORBETT		51				
	CRAGIN		36				
	DAVIDSON		59				
	DAVIS		49				
	DIETZ			59			
	DODGE MS			51			
	DOOLEN MS		48				
	DOUFFY		64				
	DUNHAM		39				
	ERICKSON			54			
	FICKETT MS		45				
	FORD		88				
	FRUCHTHENDLER		58				
	FT LOWELL		65				
	GALE						
	GRIDLEY MS			63			122



ARIZONA PUPIL ACHIEVEMENT TESTING

READING NATIONAL INDIVIDUAL PERCENTILE RANK OCTOBER 1995

COUNTY	DISTRICT	SCHOOL	GRADE						
			FOUR	SEVEN	TEN				
NATIONAL			48	48	47	47	47		
STATEWIDE			47	51	51	51	51		
		GRIJALVA	47	36					
		HENRY	54						
		HOHOKAM MS	75						
		HOLLADAY	28						
		HOLLINGER	46						
		HOMELL	54						
		HUDLOW	67						
		HUGHES	44						
		JEFFERSON PARK	37						
		KEEN	47						
		KELLOND	27						
		LAWRENCE	73						
		LINEWEAVER	25						
		LYNN	53						
		LYONS	33	64					
		MAGEE MS	36	41					
		MALDONADO	51						
		MANSFELD MS	24						
		MANZO	39						
		MARSHALL	30	37					
		MAXWELL MS	18	58					
		MENLO PARK	43						
		MILES EXPLORATORY LE	27						
		MILLER							
		MISSION VIEW							
		MYERS							
		NAYLOR MS		44					
		OCHOA							
		PALO VERDE HS		57					
		PISTOR MS							
		PROJECT MORE							
		PROJECT PASS							
		PROJECT RISE							
		PUEBLO	35						
		PUEBLO GARDENS	45						
		REYNOLDS	68						
		RICHEY	32						
		RINCON	50						
		ROBERTS							
		ROBINS							

124

123



ARIZONA PUPIL ACHIEVEMENT TESTING
READING
NATIONAL INDIVIDUAL PERCENTILE RANK

OCTOBER 1995

COUNTY	DISTRICT	SCHOOL	GRADE						
			FOUR	SEVEN	TEN				
NATIONAL			48	48	47	47			
STATEWIDE			47	51	51				
		ROBISON	42	42					
		ROGERS	66						
		ROSKRUGE	27						
		ROSKRUGE MS							
		SABINO HS							
		SAFFORD	14						
		SAFFORD MS							
		SAHUARO HS							
		SANTA RITA HS							
		SCHUMAKER	57						
		SECRET MS							
		SENIOR HIGH ACCOM							
		SEWELL	59						
		SMITH	59						
		STEELE	64						
		TEEN-AGE PARENT PROG							
		TOLSON	41						
		TOM SOLENG	68						
		TOWNSEND MS							
		TUCSON MAGNET							
		TULLY	66						
		UNIVERSITY HS							
		UTTERBACK MS							
		VAIL MS							
		VALENCIA MS	35						
		VAN BUSKIRK	63						
		VAN HORNE	49						
		VESEY							
		WAKEFIELD MS							
		WARREN	41						
		WHEELER	51						
		WHITE	51						
		WHITMORE	87						
		WRIGHT	35						
		WRIGHTSTOWN	73						
	VAIL ELEM DISTRICT		57	61					
	ACACIA		55						
	DESERT MILLOW		60						



ARIZONA PUPIL ACHIEVEMENT TESTING

READING NATIONAL INDIVIDUAL PERCENTILE RANK OCTOBER 1995

COUNTY	DISTRICT	SCHOOL	GRADE			
			FOUR	SEVEN	TEN	
NATIONAL			48	48	47	
STATEWIDE			47	51	51	
		OLD VAIL MS		61		
		ZIMMERMAN ACCOM SCHL				
		ZIMMERMAN ACCOMM				
						128



ARIZONA PUPIL ACHIEVEMENT TESTING

READING NATIONAL INDIVIDUAL PERCENTILE RANK OCTOBER 1985

COUNTY	DISTRICT	SCHOOL	GRADE				TEN
			FOUR	SEVEN	TEN	TEN	
NATIONAL			48	48	47	47	
STATEWIDE			47	51	51	51	
PINAL			35	41	44	44	
	APACHE JUNCTION UNIF		46	47	54	54	
	APACHE JUNCTION HS			47			
	APACHE JUNCTION JHS						
	DESERT VISTA		54				
	FOUR PEAKS		34				
	GOLD CANYON		45				
	SUPERSTITION MTN		46				
	CASA GRANDE ELEM DIS		32	39			
	CASA GRANDE JHS			39			
	CHOLLA		37				
	COTTONWOOD		36				
	EVERGREEN		26				
	IRONWOOD		24				
	MESQUITE		29				
	OCOTILLO		40				
	SAGUARO		36				
	CASA GRANDE UNION H.					44	
	CASA GRANDE UNION HS					44	
	COOLIDGE UNIFIED DIS		31	34		34	
	COOLIDGE HS						
	MCCRAY JHS		31	34			
	NORTH						
	ELOY ELEM DISTRICT		21	27			
	ELOY INTER		21				
	ELOY JHS		21				
	FLORENCE UNIFIED DIS		36	50		26	
	FLORENCE		36				130



ARIZONA PUPIL ACHIEVEMENT TESTING

READING NATIONAL INDIVIDUAL PERCENTILE RANK OCTOBER 1985

COUNTY	DISTRICT	SCHOOL	GRADE				TEN
			FOUR	SEVEN	TEN	TEN	
NATIONAL			48			47	
STATEWIDE			47			51	
		FLORENCE HS		50		26	
		FLORENCE MS		22			
		J O COMBS ELEM DISTR	47	22			
		J O COMBS	47	22			
		MAMMOTH SAN MANUEL U	42	47		51	
		AVENUE B	43	47			
		GARDNER MS	40			51	
		MAMMOTH				41	
		SAN MANUEL HS				41	
		MARICOPA UNIFIED DIS	31	42			
		MARICOPA	31				
		MARICOPA HS					
		MARICOPA MS		42			
		MARY C O'BRIEN ELEM	27				
		MARY C O'BRIEN ACCOM	27				
		ORACLE ELEM DISTRICT	52	49			
		MOUNTAIN VISTA	52	49			
		PICACHO ELEM DISTRICT	33	50			
		PICACHO	33	50			
		RAY UNIFIED DISTRICT	46	49		49	
		KEARNY		49			
		KEARY PRIMARY		49			
		RAY HS	46			49	



ARIZONA PUPIL ACHIEVEMENT TESTING

READING NATIONAL INDIVIDUAL PERCENTILE RANK OCTOBER 1985

COUNTY DISTRICT SCHOOL	GRADE					TEN
	FOUR	SEVEN	TEN	SEVEN	TEN	
NATIONAL	48	48	47	48	47	47
STATEWIDE	47	51	51	51	51	51
RED ROCK ELEM DISTRI	39	22	22	22	22	
RED ROCK	39	22	22	22	22	
SACATON ELEM DISTRIC	27	24	24	24	24	
SACATON	27	24	24	24	24	
SACATON MS						
SANTA CRUZ VLY U H S						32
SANTA CRUZ VALLEY HS						32
STANFIELD ELEM DISTR	27	32	32	32	32	
STANFIELD	27	32	32	32	32	
SUPERIOR UNIFIED DIS	39	55	55	55	55	44
KENNEDY	39	55	55	55	55	44
ROOSEVELT						
SUPERIOR HS						
TOLTEC ELEM DISTRICT	35	50	50	50	50	
TOLTEC	35	50	50	50	50	
						134



ARIZONA PUPIL ACHIEVEMENT TESTING

READING NATIONAL INDIVIDUAL PERCENTILE RANK OCTOBER 1995

COUNTY	DISTRICT	SCHOOL	GRADE			
			FOUR	SEVEN	TEN	
NATIONAL			48	48	47	
STATEWIDE			47	51	51	
SANTA CRUZ			40	39	34	
		NOGALES UNIFIED DIST	43	36	33	
		A J MITCHELL	19			
		ALTERNATIVE HS	69		41	
		CHALLENGER	43			
		LINCOLN	60			
		MARY WELTY				
		NOGALES HS		36	33	
		PIERSON MS				
		VASQUEZ DE CORONADO	50			
		WADE CARPENTER MS		36		
		PATAGONIA ELEM DISTR	37			
		PATAGONIA	37			
		PATAGONIA UNION HIGH		54	46	
		PATAGONIA UHS		54	46	
		PRIMERIA ALTA LRNG			16	
		PRIMERIA ALTA			16	
		SANTA CRUZ ELEM DIST	84	43		
		SANTA CRUZ	84	43		
		SANTA CRUZ VALLEY UN	27	43	41	
		CALABASAS	27	43		
		MOUNTAIN VIEW				
		RIO RICO HS				
		SONOITA ELEM DISTRIC	69			
		ELGIN	69		41	
						136



ARIZONA PUPIL ACHIEVEMENT TESTING

READING NATIONAL INDIVIDUAL PERCENTILE RANK OCTOBER 1995

COUNTY	DISTRICT	SCHOOL	GRADE				TEN
			FOUR	SEVEN	TEN	TEN	
NATIONAL			48	48	47	47	
STATEWIDE			47	51	51	51	
YAVAPAI			54	60	60	60	
	ASH FORK UNIFIED DIS		42	30	42	42	
	ASH FORK		42	30	42	42	
	ASH FORK HS						
	BAGDAD UNIFIED DISTR		45	62	47	47	
	BAGDAD HS		45	62	47	47	
	DAVID C LINCOLN						
	BEAVER CREEK ELEM DI		49	55			
	BEAVER CREEK		49	55			
	CAMP VERDE UNIFIED D		43	51		63	
	CAMP VERDE		43	51		63	
	CAMP VERDE HS						
	CAMP VERDE MS						
	CANON ELEM DISTRICT		58	36			
	CANON		58	36			
	CANON MS						
	CHINO VALLEY UNIFIED		54	64		50	
	CHINO VALLEY HS		54	64		50	
	DEL RIO						
	HERITAGE MS						
	CLARKDALE-JEROME ELE		53	58			
	CLARKDALE JEROME		53	58			
	COTTONWOOD OAK CRK ELE		50	56			
	COTTONWOOD		41	56			
						138	



ARIZONA PUPIL ACHIEVEMENT TESTING

READING NATIONAL INDIVIDUAL PERCENTILE RANK OCTOBER 1995

COUNTY	DISTRICT	SCHOOL	GRADE				TEN
			FOUR	SEVEN	TEN	TEN	
NATIONAL			48	48	47	47	
STATEWIDE			47	51	51	51	
	COTTONWOOD MS		55	55			
	DANIEL BRIGHT		59	60			
	OAK CREEK						
	CROWN KING ELEM DIST			90			
	CROWN KING			90			
	EXCEL EDUC CTRS INC			37		44	
	EXCEL COTTONWOOD			50		64	
	EXCEL PRESCOTT			31		35	
	EXCEL WILLIAMS					65	
	HILLSIDE ELEM DISTRI			51			
	HILLSIDE			51			
	HUMBOLDT UNIFIED DIS		49	60		65	
	BRADSHAW MOUNTAIN HS						
	BRADSHAW MTN JHS			58		65	
	COYOTE SPRINGS		42				
	HUMBOLDT ELEMENTARY		51				
	LAKE VALLEY		44				
	LIBERTY		56				
	MOUNTAIN VIEW		56		75		
	KIRKLAND ELEM DISTRI		57				
	KIRKLAND		57				
	MAYER UNIFIED DISTRI		39			52	
	MAYER		39				
	MAYER HS			49			
	MINGUS SPRGS CHARTER		40				
	MINGUS SPRINGS CHART		40				
				77			
				77			

140

139



ARIZONA PUPIL ACHIEVEMENT TESTING

READING NATIONAL INDIVIDUAL PERCENTILE RANK OCTOBER 1995

COUNTY	DISTRICT	SCHOOL	GRADE							
			FOUR	SEVEN	TEN					
NATIONAL			48	48	47	47	47			
STATEWIDE			47	51	51	51	51			
		MINGUS UNION H.S.					57			
		MINGUS UHS					57			
		PRESCOTT UNIFIED DIS	66	67	66	66	66			
		ABIA JUDD	64							
		DEXTER	51							
		GRANITE MOUNTAIN MS	72	67						
		LINCOLN	73							
		MILLER VALLEY								
		PRESCOTT HS	72							
		PRESCOTT MILE HIGH	72	67	66	66	66			
		TAYLOR HICKS	55							
		WASHINGTON								
		SEDONA CHARTER SCHL	62							
		SEDONA CHARTER	62							
		SEDONA-OAKCREEK UNIF	52	62				60		
		BIG PARK COMMUNITY	58	62				60		
		SEDONA RED ROCK HS	49	61				34		
		WEST SEDONA	61	72				34		
		SELIGMAN UNIFIED DIS	61	72				34		
		SELIGMAN	61	72				34		
		SELIGMAN HS								
		SKULL VALLEY ELEM DI	48							
		SKULL VALLEY	48							
		YARNELL ELEM DISTRIC	48							
		YARNELL	48							142



ARIZONA PUPIL ACHIEVEMENT TESTING

READING NATIONAL INDIVIDUAL PERCENTILE RANK OCTOBER 1995

COUNTY	DISTRICT	SCHOOL	GRADE			
			FOUR	SEVEN	TEN	
NATIONAL			48	48	47	
STATEWIDE			47	51	51	
YUMA			32	39	36	
	ANTELOPE UNION H.S.				41	
	ANTELOPE UHS				41	
	CRANE ELEM DISTRICT		46	46		
	CRANE JHS		45			
	CRANE PUEBLO		34			
	H L SUVERKRUP		28			
	RANCHO VIEJO		69			
	RONALD REAGAN FUND		38			
	VALLEY HORIZON					
	GADSDEN ELEM DISTRICT		13	26		
	GADSDEN		13	26		
	SAN LUIS MS					
	HYDER ELEM DISTRICT		31	47		
	DATELAND		31	47		
	MOHAWK VALLEY ELEM D		36	45		
	MOHAWK VALLEY		36	45		
	SOMERTON ELEM DISTRI		21	29		
	DESERT SONORA		20			
	ORANGE GROVE		23			
	SOMERTON MS			29		
	THE LEARN CENTER SCH				27	
	LEARN CENTER				27	

144

143



ARIZONA PUPIL ACHIEVEMENT TESTING

READING NATIONAL INDIVIDUAL PERCENTILE RANK OCTOBER 1985

COUNTY	DISTRICT	SCHOOL	GRADE			
			FOUR	SEVEN	TEN	
NATIONAL			48	48	47	
STATEWIDE			47	51	51	
	MELLTON ELEM DISTRICT		21	34		
	WELLTON		21	34		
	YUMA ELEM DISTRICT		33	40		
	ALICE BYRNE		48			
	C W McGRAM		34			
	CARVER		23			
	FOURTH AVE JHS			28		
	GILA VISTA JHS			44		
	GHYNETH HAM		28			
	JAMES B ROLLE		48			
	JAMES D PRICE		48			
	MARY A OTONDO		29			
	MARY E POST		24			
	O C JOHNSON		34			
	PALMCROFT		36			
	PECAN GROVE		24			
	WOODARD JHS			47		
	YUMA UNION H.S.				36	
	CIBOLA HS				42	
	KOFA HS				38	
	VISTA				29	
	YUMA HS				32	
						146

Appendix B

Language

Percentile Ranks for Individuals 1995-96 School Year

Grades 4 and 7

Grade 10

Iowa Tests of Basic Skills

**No Language subtest was
administered at grade 10**

Language Usage and Expression



ARIZONA PUPIL ACHIEVEMENT TESTING

LANGUAGE

NATIONAL INDIVIDUAL PERCENTILE RANK

OCTOBER 1995

COUNTY	DISTRICT	SCHOOL	GRADE			
			FOUR	SEVEN	TEN	
NATIONAL			49	48		
STATEWIDE			48	52		
APACHE			27	32		
	ALPINE ELEM DISTRICT		77	67		
	ALPINE		77	67		
	CHINLE UNIFIED DISTR		18	23		
	CHINLE		19			
	CHINLE HS					
	CHINLE JHS		20	23		
	MANY FARMS		15	30		
	TSAILE					
	CONCHO ELEM DISTRICT		38	59		
	CONCHO		38	59		
	GANADO UNIFIED DISTR		19	24		
	GANADO HS					
	GANADO INTER		19			
	GANADO MS			24		
	M McNARY ELEM DISTRICT		18	33		
	McNARY		18	33		
	RED MESA UNIFIED DIS		14	14		
	RED MESA					
	RED MESA HS		14	13		
	ROUND ROCK		15	17		
	ROUND VALLEY UNIFIED		50	50		
	ROUND VALLEY HS					
	ROUND VALLEY INTER					
	ROUND VALLEY MS		50	50		
						149



ARIZONA PUPIL ACHIEVEMENT TESTING

LANGUAGE NATIONAL INDIVIDUAL PERCENTILE RANK OCTOBER 1985

COUNTY	DISTRICT	SCHOOL	GRADE			
			FOUR	SEVEN	TEN	
NATIONAL			49	48	48	
STATEWIDE			48	52	52	
	SANDERS UNIFIED DIST		21	32	32	
	SANDERS		21	32	32	
	SANDERS JHS					
	VALLEY HS					
	ST JOHNS UNIFIED DIS		51	43	43	
	ST JOHNS HS		51	43	43	
	ST JOHNS MS					
	VERNON ELEMENTARY DI		50			
	VERNON		50			
	WINDOM ROCK UNIFIED		26	32	32	
	FT DEFINACE		27			
	TSO HO TSO MS		24			
	WINDOM ROCK					
	WINDOM ROCK HS					
						151



ARIZONA PUPIL ACHIEVEMENT TESTING

LANGUAGE

NATIONAL INDIVIDUAL PERCENTILE RANK

OCTOBER 1995

COUNTY	DISTRICT	SCHOOL	GRADE			
			FOUR	SEVEN	TEN	
NATIONAL			49	48		
STATEWIDE			48	52		
COCHISE			42	49		
APACHE ELEM DISTRICT			48	67		
APACHE			48	67		
ASH CREEK ELEM DISTR			9	65		
ASH CREEK			9	65		
BENSON ELEM DISTRICT			46	48		
BENSON MS			46	48		
BENSON PRIMARY						
BENSON UNION HIGH SC						
BENSON UHS						
BISBEE UNIFIED DISTR			43	45		
BISBEE HS			43	45		
LOWELL						
BOWIE UNIFIED DISTRI			51	58		
BOWIE			51	58		
BOWIE HS						
COCHISE ELEM DISTRICT			48	69		
COCHISE			48	69		
DOUBLE ADOBE ELEM DI			45			
DOUBLE ADOBE			45			
DOUGLAS UNIFIED DIST			32	38		
A AVENUE			38			



ARIZONA PUPIL ACHIEVEMENT TESTING

LANGUAGE NATIONAL INDIVIDUAL PERCENTILE RANK OCTOBER 1985

COUNTY	DISTRICT	SCHOOL	GRADE			
			FOUR	SEVEN	TEN	
NATIONAL			49	48	32	40
STATEWIDE			49	48	30	40
		CLAWSON	28	32		48
		DOUGLAS HS	15			58
		DOUGLAS JHS	32			58
		FARAS	22			51
		FIFTEENTH STREET	45			51
		JOE CARLSON	39			40
		PAUL H. HUBER JHS				
		SARAH MARLEY				
		STEVENSON				
		ELFRIDA ELEM DISTRICT	39			48
		ELFRIDA	47			48
		FT HUACHUCA ACCOM SC	47			48
		COLONEL SMITH MS				
		GENERAL MYER				
		MCNEAL ELEM DISTRICT	44			48
		MCNEAL	44			48
		NACO ELEM DISTRICT	29			37
		NACO	29			37
		PALOMINAS ELEM DISTRICT	47			55
		CORONADO	50			54
		PALOMINAS	45			57
		PEARCE ELEM DISTRICT	51			67
		PEARCE	51			67
		POMERENE ELEM DISTRICT	48			48
		POMERENE	48			48

155

154



ARIZONA PUPIL ACHIEVEMENT TESTING

LANGUAGE NATIONAL INDIVIDUAL PERCENTILE RANK OCTOBER 1985

COUNTY	DISTRICT	SCHOOL	GRADE			
			FOUR	SEVEN	TEN	
NATIONAL			49	48		
STATEWIDE			48	52		
	SAN SIMON UNIFIED DI		36	49		
	SAN SIMON HS		36	49		
	SIERRA VISTA UNIFIED		47	54		
	APACHE MS		43	48		
	BELLA VISTA					
	BUENA HS		40			
	CARMICHAEL		53			
	HUACHUCA MOUNTAIN		48			
	PUEBLO DEL SOL					
	SIERRA VISTA MS		43	60		
	TOWN AND COUNTRY		49			
	VILLAGE MEADOWS					
	ST DAVID UNIFIED DIS		50	55		
	ST DAVID HS		50	55		
	TOMBSTONE UNIFIED DI		42	52		
	HUACHUCA CITY		43	53		
	TOMBSTONE HS					
	WALTER J MEYER		40	51		
	VALLEY UNION H.S.					
	VALLEY UHS					
	MILLCOX UNIFIED DIST		29	46		
	MILLCOX HS		29	46		
	MILLCOX MS					157



ARIZONA PUPIL ACHIEVEMENT TESTING

LANGUAGE NATIONAL INDIVIDUAL PERCENTILE RANK OCTOBER 1995

COUNTY DISTRICT SCHOOL	GRADE					TEN
	FOUR	SEVEN	SEVEN	SEVEN	SEVEN	
NATIONAL STATEWIDE						
PAGE UNIFIED DISTRICT	49	48	34	32	34	42
DESERT VIEW LAKE VIEW PAGE HS PAGE MS						
PINE FOREST SCHOOL	70	70	25	21	25	30
PINE FOREST						
TUBA CITY UNIFIED DI						
CAMERON PRIMARY EAGLE'S NEST MS TUBA CITY HS TUBA CITY JHS	39	39	58	58	58	58
WILLIAMS UNIFIED DIS						
WILLIAMS HS WILLIAMS/WILLIAMS MS						
						161



ARIZONA PUPIL ACHIEVEMENT TESTING

LANGUAGE NATIONAL INDIVIDUAL PERCENTILE RANK OCTOBER 1995

COUNTY	DISTRICT	SCHOOL	GRADE			
			FOUR	SEVEN	TEN	
NATIONAL			49	48		
STATEWIDE			48	52		
GILA			42	41		
	GLOBE UNIFIED DISTRI		43	43		
	COPPER RIM					
	GLOBE HS			43		
	GLOBE JHS					
	HAYDEN WINKELMAN UNI		27	31		
	HAYDEN HS					
	LEONOR HAMBLBY JHS		27	31		
	WINKLEMAN INTER					
	MIAMI UNIFIED DISTRI		45	43		
	CENTRAL HEIGHTS					
	INSPIRATION ADDITION		52			
	LAS LOMAS		39			
	LEE KORNEGAY JHS		41	43		
	MIAMI HS					
	PAYSON UNIFIED DISTR		59	44		
	JULIA RANDALL					
	PAYSON		62			
	PAYSON HS		57			
	PAYSON JHS					
	PINE ELEM DISTRICT		48	53		
	PINE/STRAWBERRY					
	SAN CARLOS UNIFIED		48	53		
	RICE		17	27		
	SAN CARLOS HS					
	SAN CARLOS JHS		17	27		
						163



ARIZONA PUPIL ACHIEVEMENT TESTING

**LANGUAGE
NATIONAL INDIVIDUAL PERCENTILE RANK
OCTOBER 1995**

COUNTY DISTRICT SCHOOL	GRADE			
	FOUR	SEVEN	TEN	
NATIONAL	49	48	48	
STATEWIDE	48	52	52	
TONTO BASIN ELEM DIS	48	49	49	
TONTO BASIN	48	49	49	
YOUNG ELEM DISTRICT	52	67	67	
YOUNG TEACHING HS	52	67	67	
				163



ARIZONA PUPIL ACHIEVEMENT TESTING

LANGUAGE NATIONAL INDIVIDUAL PERCENTILE RANK OCTOBER 1995

COUNTY	DISTRICT	SCHOOL	GRADE			
			FOUR	SEVEN	TEN	
NATIONAL			49	48	48	
STATEWIDE			48	52		
GRAHAM			43	49		
	BONITA ELEM DISTRICT		38	58		
	BONITA		38	58		
	FT THOMAS UNIFIED DI		25	19		
	FT THOMAS		25	19		
	FT THOMAS HS					
	PIMA UNIFIED DISTRICT		42	48		
	PIMA		42	48		
	PIMA HS					
	SAFFORD UNIFIED DIST		47	51		
	LAFE NELSON		47			
	MT GRAHAM HS					
	SAFFORD HS					
	SAFFORD MS					
	SOLOMONVILLE ELEM DI		37	51		
	SOLOMONVILLE		37	39		
	THATCHER UNIFIED DIS		44	59		
	THATCHER		44			
	THATCHER HS					
	THATCHER MS					
						167



ARIZONA PUPIL ACHIEVEMENT TESTING

LANGUAGE NATIONAL INDIVIDUAL PERCENTILE RANK OCTOBER 1995

COUNTY	DISTRICT	SCHOOL	GRADE				TEN
			FOUR	SEVEN	SEVEN	SEVEN	
NATIONAL			49	48	48		
STATEWIDE			48	52	52		
GREENLEE			47				
BLUE ELEM DISTRICT							
BLUE							
CLIFTON UNIFIED DIST			42		29		
CLIFTON HS			42		29		
LAUGHARN							
DUNCAN UNIFIED DISTR			50		59		
DUNCAN							
DUNCAN HS			50		59		
EAGLE ELEM DISTRICT							
EAGLE							
MORENCI UNIFIED DIST			46		62		
FAIRBANKS							
MORENCI HS			46		62		
							169



ARIZONA PUPIL ACHIEVEMENT TESTING

LANGUAGE NATIONAL INDIVIDUAL PERCENTILE RANK OCTOBER 1985

COUNTY	DISTRICT	SCHOOL	GRADE														
			FOUR	SEVEN	TEN												
NATIONAL			49	48	30	27	27	29	27	30	28	31	22	44	44	45	45
STATENIDE																	
LA PAZ																	
	BICENTENNIAL U H.S.																
	SALOME HS																
	BOUSE ELEM DISTRICT																
	BOUSE																
	PARKER UNIFIED DISTR																
	LE PERA																
	PARKER HS																
	WALLACE																
	QUARTZSITE ELEM DIST																
	EHRENBERG																
	QUARTZITE																
	SALOME ELEM DIST																
	SALOME																
	WENDEN ELEM DISTRICT																
	WENDEN																

171

170



ARIZONA PUPIL ACHIEVEMENT TESTING

LANGUAGE NATIONAL INDIVIDUAL PERCENTILE RANK OCTOBER 1995

COUNTY DISTRICT SCHOOL	GRADE			
	FOUR	SEVEN	TEN	
NATIONAL	49	48	49	
STATEWIDE	49	48	49	
MARICOPA				
ABC ALTER LRNG CTR	36	36	36	
ABC ALTERNATIVE				
AGUA FRIA UNION H.S.				
AGUA FRIA UHS				
AGUILA ELEM DISTRICT	24	22	22	
AGUILA	24	22	22	
ALHAMBRA ELEM DISTRI	43	48	48	
ALHAMBRA TRADITIONAL	73	70	70	
ANDALUCIA	30	44	44	
BARCELONA	44	55	55	
CATALINA	56	45	45	
CORDOVA	41	51	51	
GRANADA EAST	35	41	41	
R E SIMPSON	37	42	42	
SEVILLA	47			
ARLINGTON ELEM DISTR	52	43	43	
ARLINGTON	52	43	43	
ATOP ACADEMY	21	30	30	
ATOP ACADEMY	21	30	30	
AVONDALE ELEM DISTRI	34	42	42	
AVONDALE JHS PIONEER	34	42	42	173



ARIZONA PUPIL ACHIEVEMENT TESTING

LANGUAGE NATIONAL INDIVIDUAL PERCENTILE RANK OCTOBER 1985

COUNTY	DISTRICT	SCHOOL	GRADE			
			FOUR	SEVEN	TEN	
	NATIONAL		49	48		
	STATEWIDE		48	52		
	AZ ARTS SCHOOL			70		
	AZ SCHOOL FOR ARTS			70		
	AZ CALL-A-TEEN YOUTH					
	CALL-A-TEEN CENTER					
	AZ CAREER ACADEMY					
	AZ CAREER ACAD MESA					
	BALSZ ELEM DISTRICT		29	42		
	BALSZ		25	33		
	CROCKETT		29	41		
	GRIFFITH		39	46		
	ORANGEDALE		26	44		
	BUCKEYE ELEM DISTRIC		41	42		
	BUCKEYE		41	42		
	BUCKEYE UNION H.S.					
	BUCKEYE UHS					
	CARMEL COMM INTEGR		43	31		
	CARMEL COMM INTEG		43	31		
	CARMEL COMM INTEG		36	42		
	CARTMRIGHT ELEM DIST		44			
	BYRON A BARRY		43			
	CARTMRIGHT		35			
	CHARLES W HARRIS					
	DESERT SANDS JHS					
	ESTRELLA JHS					
	FRANK BORHAN JHS					
						175



ARIZONA PUPIL ACHIEVEMENT TESTING

LANGUAGE NATIONAL INDIVIDUAL PERCENTILE RANK OCTOBER 1985

COUNTY	DISTRICT	SCHOOL	GRADE			
			FOUR	SEVEN	TEN	
NATIONAL			49	48	52	
STATEWIDE			37	30	46	
		GLENN L DOWNS	39	28	34	
		HEATHERBRAE	36	32	26	
		HOLIDAY PARK	40	60	58	
		JOHN F LONG	61	58	57	
		JUSTINE SPITALNY	58	54	58	
		PALM LANE	44	20	59	
		PERALTA	57			
		STARLIGHT PARK	56			
		SUNSET	68			
		TOMAHAWK	45			
		CAVE CREEK UNIFIED D	50			
		BLACK MOUNTAIN	46			
		CACTUS SHADOWS HS	55			
		DESERT ARROYO MS	40			
		DESERT SUN	53			
		CHANDLER UNIFIED DIS	58			
		ANDERSEN	44			
		ANDERSEN JHS	57			
		DOGLE JHS	56			
		CHANDLER HS	68			
		ERIE	45			
		FRYE	50			
		GALVESTON	46			
		GOODMAN	55			
		HARTFORD	40			
		HUMPHREY	53			
		JACOBSON	60			
		KNOX	55			
		OPPORTUNITY SCH	40			
		SAN MARCOS	53			
		SANBORN	60			
		SHUPWAY	55			
		WEINBERG				
		MILLIS JHS				



ARIZONA PUPIL ACHIEVEMENT TESTING

LANGUAGE NATIONAL INDIVIDUAL PERCENTILE RANK OCTOBER 1995

COUNTY	DISTRICT	SCHOOL	GRADE				
			FOUR	SEVEN	TEN		
		NATIONAL					
		STATEWIDE	49	48	48	52	179
		CITIZEN 2000	26	40			
		CITIZEN 2000	26	40			
		CREIGHTON ELEM OISTR	37	42			
		CREIGHTON MS	32	40			
		LARRY C. KENNEDY	51	46			
		LOMA LINDA	30	50			
		MONTE VISTA	39	33			
		PAPAGO	38				
		SQUAW PEAK	48				
		WILLIAM T MACHAN	21				
		DEER VALLEY UNIFIED	66	62			
		ARROWHEAD	69				
		BARRY GOLDWATER HS					
		BELLAIR	69				
		CONSTITUTION	52				
		DEER VALLEY HS					
		DEER VALLEY MS					
		DESERT MOUNTAIN HS		52			
		DESERT SAGE		56			
		DESERT SKY MS	59	62			
		DESERT WINDS					
		ESPERANZA	75				
		GREEN BRIER	68				
		HILLCREST MS	76				
		LAS BRISAS	69				
		MIRAGE	63				
		MOUNTAIN RIDGE HS	70	70			
		MOUNTAIN SHADOWS	74				
		NEW RIVER	61				
		PARK MEADOWS	63				
		SUNRISE	51				
		VILLAGE MEADOWS					



ARIZONA PUPIL ACHIEVEMENT TESTING

LANGUAGE NATIONAL INDIVIDUAL PERCENTILE RANK OCTOBER 1995

COUNTY	DISTRICT	SCHOOL	GRADE						
			FOUR	SEVEN	TEN				
NATIONAL			49	48	53	57	36	36	
STATEWIDE									
	DRAGONFLEYE CHARTER		53	53	38				
	DRAGONFLEYE								
	DYSART UNIFIED DISTR								
	DYSART HS		25						
	DYSART MS		49						
	EL MIRAGE		51						
	KINGSWOOD		24						
	LUKE								
	SURPRISE		71						
	EDU-PRIZE								
	EDU-PRIZE		71						
	EDUPRENEURSHIP		40						
	EDUPRENEURSHIP		40						
	ESPERANZA MONTESSORI		20						
	ESPERANZA ACADEMY		20						
	FOOTHILLS ACADEMY								
	FOOTHILLS ACADEMY								
	FOUNTAIN HILLS UNIFI		53						
	FOUNTAIN HILLS JR/SR								
	FOUR PEAKS		53						
	FOWLER ELEM DISTRICT		29						
	FOWLER		29						
	SANTA MARIA MS								
									181

BEST COPY AVAILABLE



ARIZONA PUPIL ACHIEVEMENT TESTING

LANGUAGE NATIONAL INDIVIDUAL PERCENTILE RANK OCTOBER 1995

COUNTY	DISTRICT	SCHOOL	GRADE			
			FOUR	SEVEN	TEN	
NATIONAL			49	48		
STATEWIDE			48	52		
	GATEWAY COMMUNITY HS					
	GATEWAY COMMUNITY					
	GILA BEND UNIFIED DI		27	27		
	GILA BEND		27	27		
	GILA BEND HS					
	GILBERT UNIFIED DIST		52	60		
	BURK					
	GILBERT		52			
	GILBERT HS		52			
	GILBERT JHS					
	GREENFIELD		53	60		
	GREENFIELD JHS					
	HARRIS		51	61		
	HIGHLAND HS					
	HOUSTON		53			
	ISLANDS		47			
	MESQUITE		48			
	MESQUITE JHS					
	NEELY					
	PATTERSON		53	58		
	PIONEER		64			
	PLAYA DEL REY		44			
	TOWNE MEADOWS		57			
	VAL VISTA LAKES		49			
			57			
	GLENDALE ELEM DISTRI		34	46		
	BICENTENNIAL NORTH					
	CHALLENGER		36	45		
	DISCOVERY					
	GLENDALE AMERICAN		35	50		
	GLENDALE LANDMARK		43	48		
	GLENN F BURTON		29			
	HAROLD W SMITH		30	34		
						183



ARIZONA PUPIL ACHIEVEMENT TESTING

LANGUAGE
NATIONAL INDIVIDUAL PERCENTILE RANK
OCTOBER 1995

COUNTY	DISTRICT	SCHOOL	GRADE				TEN	TOTAL
			FOUR	SEVEN	TEN	TEN		
NATIONAL			49	48				
STATEWIDE			43	52				
		HORIZON	43	44				
		ISAAC E IMES	34					
		MELVIN E SINE	43					
		MENSENDICK	23					
		GLENDALE UNION H.S.						
		APOLLO HS						
		CORTEZ HS						
		GLENDALE HS						
		GREENWAY HS						
		INDEPENDENCE HS						
		MOON VALLEY HS						
		SUNNYSLOPE HS						
		THUNDERBIRD HS						
		WASHINGTON HS						
		HERITAGE ACADEMY INC						
		HERITAGE						
		HERITAGE VERDE VALLE						
		HIGLEY ELEM DISTRICT	39					
		HIGLEY	39					
		INTELLI-SCHOOL						
		INTELLI-SCHOOL						
		ISAAC ELEM DISTRICT	26					
		ALTA E BUTLER						
		ESCUELA AZTECA						
		ISAAC JHS						
		J B SUTTON	26					
		JOSEPH ZITO	29					
		MITCHELL	30					
		P T COE	27					
							185	



ARIZONA PUPIL ACHIEVEMENT TESTING

LANGUAGE NATIONAL INDIVIDUAL PERCENTILE RANK OCTOBER 1995

COUNTY	DISTRICT	SCHOOL	GRADE											
			FOUR	SEVEN	TEN									
NATIONAL			49	48	56	65	56	63	60	48	45	65	58	58
STATEWIDE														
	KYRENE ELEM DISTRICT													
	AKIMEL-A-AL MS													
	ALTADENA													
	C I WAGONER													
	CENTENNIAL MS													
	KYRENE APRENDE MS													
	KYRENE DE LA COLINA													
	KYRENE DE LA ESPERAN													
	KYRENE DE LA MARIPOS													
	KYRENE DE LA MIRADA													
	KYRENE DE LA PALOMA													
	KYRENE DE LA SIERRA													
	KYRENE DE LAS BRISAS													
	KYRENE DE LAS LOMAS													
	KYRENE DE LOS CERRIT													
	KYRENE DE LOS LAGOS													
	KYRENE DE LOS NINOS													
	KYRENE DEL CIELO													
	KYRENE DEL NORTE													
	KYRENE DEL PUEBLO													
	KYRENE DEL SURENO													
	KYRENE MONTE VISTA													
	KYRENE MS													
	LAVEEN ELEM DISTRICT													
	LAVEEN													
	MC CASH													
	LIBERTY ELEM DISTRICT													
	ESTRELLA MOUNTAIN													
	LIBERTY													
	LIFE SCHOOL COLLEGE													
	LIFE SCHOOL													
														187



ARIZONA PUPIL ACHIEVEMENT TESTING

LANGUAGE
NATIONAL INDIVIDUAL PERCENTILE RANK
OCTOBER 1995

COUNTY	DISTRICT	SCHOOL	GRADE			
			FOUR	SEVEN	TEN	
NATIONAL			49	48	48	
STATEWIDE			48	52	52	
		DOBSON HIGH	52			
		EDISON	43			
		EISENHOWER	41			
		EMERSON	62			
		FALCON HILL	57			
		FIELD	71			
		FRANKLIN		69		
		FRANKLIN WEST				
		FRANKLIN WEST	67			
		FREMONT JHS		53		
		FROST				
		HALE	60			
		HAWTHORNE	63			
		HENDRIX JHS	53			
		HERMOSA VISTA		63		
		HIGHLAND	59			
		HOLMES	62			
		IRVING	41			
		ISHIKAWA	47			
		JAMES MADISON	63			
		JEFFERSON	65			
		JOHN KERR	36			
		JOHN PHILLIP SOUSA	38			
		JOHNSON	56			
		JORDAN	57			
		KELLER	56			
		KIND JHS	53			
		LEHI	39			
		LINCOLN	41			
		LINDBERGH	40			
		LONGFELLOW	42			
		LOWELL	32			
		MACARTHUR	60			
		MARJORIE ENTZ	56			
		MENDOZA	57			
		MESA HS				
		MESA JHS				
		MESA VISTA HS				
		MOUNTAIN VIEW HS				
		POMEROY	57			
				50		
						191



ARIZONA PUPIL ACHIEVEMENT TESTING

LANGUAGE NATIONAL INDIVIDUAL PERCENTILE RANK OCTOBER 1985

COUNTY	DISTRICT	SCHOOL	GRADE					TEN
			FOUR	SEVEN	TEN	TEN	TEN	
NATIONAL								
STATEWIDE								
		PORTER	49	48	61			
		POSTON JHS				48		
		POWELL JHS				52		
		POWER LRNG CTR				72		
		RED MOUNTAIN HS				44		
		RED MOUNTAIN RANCH				33		
		REDBIRD	63	40				
		RHODES JHS				68		
		ROBSON	56	50				
		ROOSEVELT	51	53				
		SALK				63		
		SANDRA DAY O'CONNOR				63		
		SHEPHERD JHS	57					
		SIRRIENE						
		STAPLEY HALL				66		
		STAPLEY JHS	44	40				
		STEVENSON						
		TAFT						
		TAYLOR JHS	59	41				
		WASHINGTON						
		WEBSTER						
		WESTWOOD HS	38	41				
		WHITMAN						
		WHITTIER						
		MOBILE ELEM DISTRICT	40					
		MOBILE	40					
		MONTROSSI CHARTER	41					
		MONTROSSI PHX	42					
		MONTROSSI PRESCOTT	40					
		MORRISTOWN ELEM DIST	42					
		MORRISTOWN	42					
								193



ARIZONA PUPIL ACHIEVEMENT TESTING

LANGUAGE NATIONAL INDIVIDUAL PERCENTILE RANK OCTOBER 1995

COUNTY	DISTRICT	SCHOOL	GRADE			
			FOUR	SEVEN	TEN	
NATIONAL			49	48		
STATEWIDE			48	52		
	MURPHY ELEM DISTRICT		22	32		
	ALFRED F. GARCIA		17	33		
	ARTHUR M. HAMILTON		19	34		
	JACK L. KUBAN		37	39		
	WILLIAM R. SULLIVAN		19	27		
	NADABURG ELEM DISTRI		35	56		
	NADABURG		35	56		
	NEW SCHOOL FOR ARTS					
	NEW SCHOOL FOR ARTS					
	OSBORN ELEM DISTRICT		30	44		
	CLARENDON		31			
	LONGVIEW		24			
	OSBORN MS			44		
	SOLANO		36			
	PALO VERDE ELEM DIST		39	38		
	PALO VERDE		39	38		
	PALOMA ELEM DISTRICT		3	4		
	PALOMA		3	4		
	PARADISE VALLEY UNIF		58	62		
	AIRE LIBRE		52			
	ALTERNATIVE ED		52			
	ARROWHEAD		55			
	CACTUS VIEW		55			
	CAMPO BELLO		65			
	COPPER CANYON		66			
	DESERT COVE					
						195



ARIZONA PUPIL ACHIEVEMENT TESTING

LANGUAGE NATIONAL INDIVIDUAL PERCENTILE RANK OCTOBER 1995

COUNTY	DISTRICT	SCHOOL	GRADE				TEN
			FOUR	SEVEN	TEN	TEN	
NATIONAL			49	48	61	72	
STATEWIDE			48	52	69	47	
		DESERT SHADOWS					
		DESERT SHADOWS MS					
		DESERT SPRINGS					
		EAGLE RIDGE					
		ECHO MOUNTAIN					
		FOOTHILLS					
		GOLD DUST					
		GREENWAY MS					
		HIDDEN HILLS					
		HORIZON HS					
		INDIAN BEND					
		LARKSPUR					
		LIBERTY					
		MERCURY MINE					
		NORTH CANYON HS					
		NORTH RANCH					
		PALOMINO					
		PARADISE VALLEY HS					
		POLARIS HS					
		QUAIL RUN					
		SANDPIPER					
		SHADOW MOUNTAIN HS					
		SHEA MS					
		SONDRAN SKY					
		SUNRISE MS					
		VILLAGE VISTA					
		VISTA VERDE MS					
		WHISPERING WINDS					
		PENDERGAST ELEM DIST					
		DESERT HORIZON					
		DESERT MIRAGE					
		GARDEN LAKES					
		PENDERGAST					
		VILLA DE PAZ					
		MESTMIND					
			49	48	61	72	
			48	52	69	47	
			62	70	59	52	
			64	56	62	45	
			45	37	49	54	
			50	56	48		
			36				
							197



ARIZONA PUPIL ACHIEVEMENT TESTING

LANGUAGE NATIONAL INDIVIDUAL PERCENTILE RANK OCTOBER 1995

COUNTY	DISTRICT	SCHOOL	GRADE			
			FOUR	SEVEN	TEN	
NATIONAL			49	48	61	48
STATEWIDE			48	52	50	52
	PEORIA UNIFIED DISTR		53	61	63	61
	ALTA LOMA		46	50	57	48
	APACHE		49	61	53	52
	CACTUS HS				65	
	CANYON		60	48	73	63
	CENTENNIAL HS		59	66	61	57
	COPPERWOOD		51	53	66	53
	COTTON BOLL		54	48	61	53
	DESERT HARBOR		43	67	54	48
	DESERT PALMS		67	54	66	73
	DESERT VALLEY		54	52	66	61
	FOOTHILLS		47	47	53	53
	HERITAGE				58	
	IRA A MURPHY				75	
	IRONWOOD HS		53	59	72	58
	KACHINA		66	66	67	75
	MARSHALL RANCH		62	61	58	72
	OAKWOOD		44	44	51	67
	OASIS				51	
	PASEO VERDE				74	
	PEORIA				67	
	PEORIA HS		49	51	51	74
	PIONEER		51	55	67	67
	SAHUARO RANCH		55	42	55	51
	SANTA FE		42	47	60	67
	SKY VIEW				55	
	SUN VALLEY				60	
	SUNDANCE		37	37	32	60
	PHOENIX ELEM DISTRIC					
	BETHUNE		28			
	CAPITOL		21			
	DUNBAR		39			
	EDISON		27			
	EMERSON		31			
	GARFIELD		29			
	HEARD		37			



ARIZONA PUPIL ACHIEVEMENT TESTING

LANGUAGE NATIONAL INDIVIDUAL PERCENTILE RANK OCTOBER 1985

COUNTY	DISTRICT	SCHOOL	GRADE			
			FOUR	SEVEN	TEN	
NATIONAL			49	48	41	
STATEWIDE			51	52	75	
		HERRERA	40	30	23	
		KENILWORTH	25			
		LOWELL	77			
		MAGNET TRAD	35			
		OTT				
		PHOENIX PREP				
		PPA ANNEX	24			
		SHAM	35			
		WHITTIER				
		PHOENIX UNION H.S.				
		ALHAMBRA E.S.O.				
		ALHAMBRA HS				
		B.A.C.E.				
		CAMELBACK HS				
		CARL HAYDEN HS				
		CENTRAL HS				
		DESIDERATA				
		MARYVALE HS				
		NORTH HS				
		SOUTH MOUNTAIN HS				
		TREVOR BROWNE HS				
		QUEEN CREEK UNIFIED	46	51		
		QUEEN CREEK	46	51		
		QUEEN CREEK HS				
		QUEEN CREEK MS				
		RIVERSIDE ELEM DISTR	38	29		
		RIVERSIDE	38	29		
		ROOSEVELT ELEM DISTR	25	34		
		C J JORGENSEN	14	24		
		C O GREENFIELD	22	26		
		IGNACIO CONCHOS	23	38		
		JOHN R DAVIS	29	39		



ARIZONA PUPIL ACHIEVEMENT TESTING

LANGUAGE NATIONAL INDIVIDUAL PERCENTILE RANK OCTOBER 1985

COUNTY	DISTRICT	SCHOOL	GRADE						
			FOUR	SEVEN	TEN				
NATIONAL			49	48					
STATEWIDE			34	52					
		MARTIN LUTHER KING	34	32					
		MAXINE O. BUSH	20	46					
		PALMDALE	31	36					
		PERCY L JULIAN JHS		30					
		RIO VISTA	19	42					
		ROSE LINDA	26	24					
		SIERRA VISTA	31	40					
		SOUTHWEST	33	25					
		SUNLAND	21	37					
		T G BARR	23	42					
		V H LASSEN	23	41					
		VALLEY VIEW	24						
		RUTH FISHER ELEM DIS	34	58					
		RUTH FISHER	34	58					
		SATZ SCHOOL		61					
		SATZ		61					
		SCOTTSDALE HORIZONS		61					
		SCOTTSDALE HORIZONS	72	61					
		SCOTTSDALE UNIFIED D	72	61					
		ANASAZI	64	70					
		ANLC	59	71					
		ARCADIA HS	57						
		AZTEC							
		CHAPARRAL HS	64						
		CHEROKEE							
		COCHISE	75	80					
		COCOPAH MS	69						
		CORONADO HS							
		DESERT MTN HS							
		HOHOKAM	53						
		HOP I	72						
		INGLESIDE MS		72					



ARIZONA PUPIL ACHIEVEMENT TESTING

LANGUAGE NATIONAL INDIVIDUAL PERCENTILE RANK OCTOBER 1995

COUNTY	DISTRICT	SCHOOL	GRADE											
			FOUR	SEVEN	TEN									
NATIONAL			49	48	77	68	63	44	59	72	58	49	48	68
STATEWIDE														
		KIVA												
		LAGUNA												
		MOHAVE MS												
		MOUNTAINSIDE MS												
		NAVAJO												
		PIMA												
		PUEBLO												
		SAGUARO HS												
		SEGUOYA												
		SUPAI MS												
		TAVAN												
		TONALEA												
		YAVAPAI												
		ZUNI												
		SENTINEL ELEM DISTRI												
		SENTINEL												
		SUCCESS SCHOOL												
		PHOENIX LC												
		SAN LUIS LC												
		SOMERTON LC												
		YUMA LC												
		TEMPE ELEM DISTRICT												
		AGUILAR												
		ARREDONDO												
		BROADMOR												
		BUSTOZ												
		CARMINATI												
		CONNOLLY JHS												
		CURRY												
		EVANS												
		FEES JHS												
		FRANK												
		FULLER												
		GILLILAND MS												



ARIZONA PUPIL ACHIEVEMENT TESTING

LANGUAGE NATIONAL INDIVIDUAL PERCENTILE RANK

OCTOBER 1995

COUNTY	DISTRICT	SCHOOL	GRADE			
			FOUR	SEVEN	TEN	
NATIONAL			49	48		
STATEWIDE			48	52		
		HOLDEMAN	38			
		HUDSON	47			
		LAIRD	29			
		MCKENY MS	58	58		
		MEYER	36			
		NEVITT	66			
		ROVER	34			
		SCALES	30			
		THEM	41			
		MOOD				
		TEMPE UNION H.S.				
		CORONA DEL SOL HS				
		MARCOS DE NIZA HS				
		MCCLINTOCK HS				
		MOUNTAIN POINTE HS				
		TEMPE HS				
		TOLLESON ELEM DISTRI	33	39		
		TOLLESON	33	39		
		TOLLESON UNION H.S.				
		TOLLESON UHS				
		MESTVIEM HS				
		TOUCHSTONE COMMUNITY	29	39		
		TOUCHSTONE COMMUNITY	29	39		
		UNION ELEM DISTRICT	21	40		
		UNION	21	40		
		VALLEY ACADEMICS INC	52	52		
		VALLEY ACADEMY	52	52		

207

206



ARIZONA PUPIL ACHIEVEMENT TESTING

LANGUAGE NATIONAL INDIVIDUAL PERCENTILE RANK OCTOBER 1995

COUNTY	DISTRICT	SCHOOL	GRADE			
			FOUR	SEVEN	TEN	
NATIONAL			49	48		
STATEWIDE			48	52		
	VENTANA ACADEMIC		54			
	VENTANA ACADEMIC		54			
	VILLA MONTESSORI		69			
	VILLA MONTESSORI		69			
	WASHINGTON ELEM DIST		45	55		
	ACACIA		51			
	ALTA VISTA		34			
	ARROYO		41			
	CACTUS WREN		38			
	CHAPARRAL		57			
	CHOLLA			54		
	DESERT FOOTHILLS			59		
	DESERT VIEW		37			
	IRONWOOD		52			
	JOHN JACOBS		55			
	LAKEVIEW		52			
	LOOKOUT MOUNTAIN		62			
	MANZANITA		45			
	MARYLAND		32			
	MOON MOUNTAIN		46			
	MOUNTAIN SKY JHS		27	60		
	MOUNTAIN VIEW		29			
	OCOTILLO		51			
	ORANGEMOOD					
	PALO VERDE		46	52		
	RICHARD E MILLER		49			
	ROADRUNNER					
	ROYAL PALM					
	SAHUARO		42			
	SENITA		55			
	SHAW BUTTE		33			
	SUNBURST		49			
	SUNNYSLOPE		32			
	SUNSET		54			



ARIZONA PUPIL ACHIEVEMENT TESTING

LANGUAGE NATIONAL INDIVIDUAL PERCENTILE RANK OCTOBER 1995

COUNTY	DISTRICT	SCHOOL	GRADE			
			FOUR	SEVEN	TEN	
NATIONAL			49	48		
STATEWIDE			48	52		
		SWEETWATER	53	64		
		TUMBLENEED	51			
		WASHINGTON	30			
		ABRAHAM LINCOLN TRA	51			
		MICKENBURG UNIFIED D	49	56		
		VULTURE PEAK	49	56		
		MICKENBURG HS				
		WILSON ELEM DISTRICT	21			
		WILSON		38		
		WILSON	21			
		WILSON ELEM S.D.#7		38		

210

211



ARIZONA PUPIL ACHIEVEMENT TESTING

LANGUAGE NATIONAL INDIVIDUAL PERCENTILE RANK OCTOBER 1985

COUNTY	DISTRICT	SCHOOL	GRADE				TEN
			FOUR	SEVEN	TEN	TEN	
NATIONAL			49	48			
STATEWIDE			48	52			
MOHAVE			46	55			
		BULLHEAD CITY ELEM D	39	49			
		BULLHEAD CITY JHS		49			
		DESERT VALLEY	31				
		DIAMONDBACK	48				
		MOUNTAIN VIEW	48				
		CHLORIDE ELEM DISTRI	41	40			
		MOUNT TIPTON	41	40			
		COLORADO CITY UNIFIE	38	57			
		COLORADO CITY					
		COLORADO CITY HS					
		COLORADO CITY JHS	38	57			
		COLORADO RIVER UNION					
		MOHAVE HS					
		RIVER VALLEY HS					
		HACKBERRY ELEM DISTR					
		BLAKE RANCH					
		KINGSMAN ELEM DISTRIC					
		BLACK MOUNTAIN	45	55			
		CERBAT	32				
		GOLDEN VALLEY JHS	45				
		HULAPAI					
		KINGMAN JHS	53				
		LA SENITA	48	57			
		MANANITA	50				
		PALO CHRISTI	34				
							213



ARIZONA PUPIL ACHIEVEMENT TESTING

LANGUAGE NATIONAL INDIVIDUAL PERCENTILE RANK OCTOBER 1995

COUNTY	DISTRICT	SCHOOL	GRADE			
			FOUR	SEVEN	TEN	
NATIONAL			49	48	62	
STATEWIDE			48	52		
	KINGMAN LRNG ACADEMY		67			
	KINGMAN ACADEMY		67			
	LAKE HAVASU UNIFIED		58	62		
	HAVASUPAI		49			
	LAKE HAVASU HS		55			
	NAUTILUS		55			
	ORO GRANDE		48			
	SMOKETREE		71			
	STARLINE			62		
	THUNDERBOLT MS			43		
	LITTLEFIELD ELEM DIS		27			
	LITTLEFIELD		27	43		
	MOHAVE UNION H.S.			43		
	KINGMAN HS - NORTH					
	MOHAVE VALLEY ELEM D		43	54		
	FORT MOHAVE		45			
	MOHAVE VALLEY		40			
	MOHAVE VALLEY JHS			54		
	OMENS WHITNEY ELEM D		55	58		
	OMENS WHITNEY		55	58		
	PEACH SPRINGS ELEM D		18	11		
	PEACH SPRINGS		18	11		
	TOPOCK ELEMENTARY DI		49	65		
	TOPOCK		49	65		

215

214



ARIZONA PUPIL ACHIEVEMENT TESTING

LANGUAGE NATIONAL INDIVIDUAL PERCENTILE RANK OCTOBER 1985

COUNTY	DISTRICT	SCHOOL	GRADE			
			FOUR	SEVEN	TEN	
NATIONAL			49	48		
STATEWIDE			48	52		
	VALENTINE ELEM DISTR		47	67		
	VALENTINE		47	67		
	YUCCA ELEM DISTRICT		31			
	YUCCA		31			
						217



ARIZONA PUPIL ACHIEVEMENT TESTING

LANGUAGE NATIONAL INDIVIDUAL PERCENTILE RANK OCTOBER 1995

COUNTY DISTRICT SCHOOL	GRADE				
	FOUR	SEVEN	TEN		
NATIONAL	49	48			
STATEWIDE	48	52			
NAVAJO	33	40			
BLUE RIDGE UNIFIED	53	65			
BLUE RIDGE HS					
BLUE RIDGE JHS					
BLUE RIDGE MS	53	65			
CEDAR UNIFIED DISTRI	20	14			
JEDITO	20	14			
JEDITO JHS					
HEBER-OVERGAARD UNIF	34	42			
CAPPS					
MOGOLLON HS					
MOGOLLON JHS	34	42			
HOLBROOK UNIFIED	35	47			
HOLBROOK HS					
HOLBROOK JHS					
HULET	35	47			
JOSEPH CITY UNIFIED	55	47			
JOSEPH CITY					
JOSEPH CITY HS	55	47			
KAYENTA UNIFIED DIST	22	30			
KAYENTA INTER					
KAYENTA MS					
MONUMENT VALLEY HS	22	30			
NORTHERN AZ ACADEMY					
NORTHERN AZ ACADEMY					

219

218



ARIZONA PUPIL ACHIEVEMENT TESTING

LANGUAGE NATIONAL INDIVIDUAL PERCENTILE RANK OCTOBER 1985

COUNTY	DISTRICT	SCHOOL	GRADE			
			FOUR	SEVEN	TEN	
NATIONAL			49	48		
STATEWIDE			48	52		
	PINON UNIFIED DISTRI		15	20		
	PINON		15	20		
	SHOW LOW UNIFIED DIS		46	52		
	LINDEN		54			
	PINEDALE		39			
	SHOW LOW HS		45	52		
	SHOW LOW INTER					
	SHOW LOW JHS					
	SNOWFLAKE UNIFIED DI		50	54		
	SNOWFLAKE HS					
	SNOWFLAKE INTERM		49	54		
	SNOWFLAKE JHS		52			
	TAYLOR INTER					
	TOL CHII KOOH CHARTE		15	12		
	LEUPP SCHOOLS		16	12		
	LITTLE SINGER		15			
	WHITERIVER UNIFIED D		19	30		
	ALCHESAY HS					
	SEVEN MILE		13			
	WHITERIVER		22	30		
	WHITERIVER JHS					
	MINSLOW UNIFIED DIST		31	34		
	BONNIE BRENNAN		36			
	JEFFERSON		26			
	WASHINGTON		32			
	MINSLOW HS					
	MINSLOW JHS			34		
						221



ARIZONA PUPIL ACHIEVEMENT TESTING

LANGUAGE NATIONAL INDIVIDUAL PERCENTILE RANK OCTOBER 1995

COUNTY	DISTRICT	SCHOOL	GRADE			
			FOUR	SEVEN	TEN	
NATIONAL			49	48		
STATEWIDE			48	52		
PIMA			58	55		
	AJO UNIFIED DISTRICT		36	40		
	AJO JUNIOR/SENIOR		36	40		
	ALTAR VALLEY SCHOOL		51	47		
	ALTAR VALLEY MS		51	47		
	MARY E DILL		62	65		
	AMPHITHEATER UNIFIED					
	AMPHITHEATER HS			51		
	AMPHITHEATER MS					
	CANYON DEL ORO HS		71			
	COPPER CREEK		66			
	COPPER CREEK OPT		58	68		
	CORONADO		39			
	E C NASH		61			
	F O HOLAWAY		55			
	HELEN KEELING		43			
	L M PRINCE					
	LA CIMA MS			51		
	LAWRENCE W CROSS MS			81		
	LULU WALKER		60			
	MARION DONALDSON		64			
	MESA VERDE		64			
	RIO VISTA		50			
	WINIFRED HARELSON		82			
	CATALINA FOOTHILLS U		75	78		
	CANYON VIEW		75			
	CATALINA FOOTHILLS					
	ESPERERO CANYON MS					
	MANZANITA		71	73		
	ORANGE GROVE JHS		78	82		
	SUNRISE DRIVE					223



ARIZONA PUPIL ACHIEVEMENT TESTING

LANGUAGE NATIONAL INDIVIDUAL PERCENTILE RANK OCTOBER 1995

COUNTY	DISTRICT	SCHOOL	GRADE			
			FOUR	SEVEN	TEN	
NATIONAL			49	48		
STATEWIDE			48	52		
		VENTANA VISTA MS	78			
		CONTINENTAL ELEM DIS	66	56		
		CONTINENTAL	66	56		
		FLOWING WELLS UNIFIE	64	57		
		CENTENNIAL	70			
		FLOWING WELLS HS		57		
		FLOWING WELLS JHS	63			
		HOMER DAVIS	61			
		LAGUNA	72			
		ROBERT RICHARDSON	52			
		MALTER DOUGLAS				
		INDIAN OASIS-BABOQUI	18	25		
		BABOQUIVARI HS				
		BABOQUIVARI JHS	18	25		
		TOPAWA INTERM				
		MARANA UNIFIED DISTR	57	61		
		BUTTERFIELD	64			
		DE GRAZIA	61			
		DESERT WINDS	49			
		ESTES	50			
		IRONWOOD	72			
		MARANA HS				
		MARANA JHS		51		
		MOUNTAIN VIEW HS				
		QUAIL RUN	51			
		ROADRUNNER	40			
		THORNYDALE	57			
		TORTOLITA JHS				
		PIMA COUNTY ADULT ED				
		EDGE PROGRAM				225
						224



ARIZONA PUPIL ACHIEVEMENT TESTING

LANGUAGE NATIONAL INDIVIDUAL PERCENTILE RANK OCTOBER 1985

COUNTY	DISTRICT	SCHOOL	GRADE			
			FOUR	SEVEN	TEN	
NATIONAL			49	48		
STATEWIDE			48	52		
	PPEP TECH					
	AVONDALE					
	CASA GRANDE					
	CHANDLER					
	DOUGLAS					
	SANDERS					
	SOMERITON					
	TUCSON					
	SAHUARITA UNIFIED DI		48	43		
	SAHUARITA		53	43		
	SAHUARITA HS					
	SAHUARITA JHS		36			
	SOPORI					
	SAN FERNANDO ELEM DI		17			
	SAN FERNANDO		17			
	SUNNYSIDE UNIFIED DI		46	36		
	APOLLO MS					
	CHAPARRAL JHS					
	CRAYCROFT					
	DESERT VIEW HS		47			
	DREXEL					
	ELVIRA		34			
	ESPERANZA		45			
	GALLEGO		56			
	LIBERTY		65			
	LOS AMIGOS		42			
	LOS NINOS		42			
	LOS RANCHITOS		36			
	MED LEARNING CTR		50			
	MISSION MANOR					
	OCTILLO		43			
	SANTA CLARA		27			
			39			
						227



ARIZONA PUPIL ACHIEVEMENT TESTING

LANGUAGE NATIONAL INDIVIDUAL PERCENTILE RANK OCTOBER 1985

COUNTY	DISTRICT	SCHOOL	GRADE			
			FOUR	SEVEN	TEN	
NATIONAL			49			
STATEWIDE			48			
		SIERRA MS		39		
		SUNNYSIDE HS		72		
		TANQUE VERDE UNIFIED	80			
		AGUA CALIENTE	79			
		EMILY GRAY JHS	80			
		TANQUE VERDE		72		
		TUCSON UNIFIED DISTR	58			
		BLENNMAN	65			
		BLOOM	86			
		BONILLAS	69			
		BOOTH	71			
		BORMAN	73			
		BRICHTA	55			
		C E ROSE	30			
		CARRILLO	49			
		CARSON MS		60		
		CATALINA HS				
		CAVETT	69			
		CHOLLA HS				
		COLLIER	83			
		CORBETT	65			
		CRAGIN	53			
		DAVIDSON	53			
		DAVIS	54			
		DIETZ	48			
		DODGE MS		62		
		DOOLEN MS		53		
		DUFFY	47			
		DUNHAM	62			
		ERICKSON	52			
		FICKETT MS		64		
		FORD	64			
		FRUCHTHENDLER	94			
		FT LOWELL	59			
		GALE	69			
		GRIDLEY MS		65		
						229

BEST COPY AVAILABLE



ARIZONA PUPIL ACHIEVEMENT TESTING

LANGUAGE

NATIONAL INDIVIDUAL PERCENTILE RANK

OCTOBER 1995

COUNTY	DISTRICT	SCHOOL	GRADE										
			FOUR	SEVEN	TEN								
NATIONAL		GRIJALVA	49	48	57	37							
STATEWIDE		HENRY					48						
		HOKAM MS					52						
		HOLLADAY											
		HOLLINGER											
		HOMELL											
		HUDLOW											
		HUGHES											
		JEFFERSON PARK											
		KEEN											
		KELLOND											
		LAWRENCE											
		LINEWEAVER											
		LYNN											
		LYONS											
		MAGEE MS											
		MALDONADO											
		MANSFELD MS											
		MANZO											
		MARSHALL											
		MAXWELL MS											
		MENLO PARK											
		MILES EXPLORATORY LE											
		MILLER											
		MISSION VIEW											
		MYERS											
		NAYLOR MS											
		OCHOA											
		PALO VERDE HS											
		PISTOR MS											
		PROJECT MORE											
		PROJECT PASS											
		PROJECT RISE											
		PUEBLO											
		PUEBLO GARDENS											
		REYNOLDS											
		RICHEY											
		RINCON											
		ROBERTS											
		ROBINS											
													231



ARIZONA PUPIL ACHIEVEMENT TESTING

LANGUAGE NATIONAL INDIVIDUAL PERCENTILE RANK OCTOBER 1995

COUNTY	DISTRICT	SCHOOL	GRADE				TEN
			FOUR	SEVEN	TEN	TEN	
NATIONAL			49	48			
STATEWIDE		OLD VAIL MS	48	52			
		ZIMMERMAN ACCOM SCHL		64			
		ZIMMERMAN ACCOMM					235



ARIZONA PUPIL ACHIEVEMENT TESTING

LANGUAGE NATIONAL INDIVIDUAL PERCENTILE RANK OCTOBER 1995

COUNTY	DISTRICT	SCHOOL	GRADE			
			FOUR	SEVEN	TEN	
NATIONAL			49	48		
STATEWIDE			48	52		
PINAL			34	39		
	APACHE JUNCTION UNIF		50	43		
	APACHE JUNCTION HS		61	43		
	APACHE JUNCTION JHS		34			
	DESERT VISTA		46			
	FOUR PEAKS		50			
	GOLD CANYON					
	SUPERSTITION MTN					
	CASA GRANDE ELEM DIS		33	39		
	CASA GRANDE JHS			39		
	CHOLLA		37			
	COTTONWOOD		39			
	EVERGREEN		28			
	IRONWOOD		28			
	MESQUITE		29			
	OCOTILLO		31			
	SAGUARO		37			
	CASA GRANDE UNION H.					
	CASA GRANDE UNION HS					
	COOLIDGE UNIFIED DIS		27	39		
	COOLIDGE HS					
	MCCRAY JHS		27	39		
	NORTH					
	ELOY ELEM DISTRICT		17	32		
	ELOY INTER		17			
	ELOY JHS			32		
	FLORENCE UNIFIED DIS		28	45		
	FLORENCE		28			237



ARIZONA PUPIL ACHIEVEMENT TESTING

LANGUAGE NATIONAL INDIVIDUAL PERCENTILE RANK OCTOBER 1995

COUNTY	DISTRICT	SCHOOL	GRADE			
			FOUR	SEVEN	TEN	
NATIONAL			49	48		
STATEWIDE						
		FLORENCE HS FLORENCE MS		45		
		J O COMBS ELEM DISTR	50	15		
		J O COMBS	50	15		
		MAMMOTH SAN MANUEL U	37	42		
		AVENUE B GARDNER MS MAMMOTH SAN MANUEL HS	40	42		
		MARICOPA UNIFIED DIS	30	37		
		MARICOPA MARICOPA HS MARICOPA MS	30			
		MARY C O'BRIEN ELEM	40	37		
		MARY C O'BRIEN ACCOM	40			
		ORACLE ELEM DISTRIC	44	48		
		MOUNTAIN VISTA	44	48		
		PICACHO ELEM DISTRIC	27	42		
		PICACHO	27	42		
		RAY UNIFIED DISTRIC	37	51		
		KEARNY KEARNY PRIMARY RAY HS	37	51		
						233



ARIZONA PUPIL ACHIEVEMENT TESTING

LANGUAGE NATIONAL INDIVIDUAL PERCENTILE RANK OCTOBER 1985

COUNTY DISTRICT SCHOOL	GRADE			
	FOUR	SEVEN	TEN	
NATIONAL STATEWIDE	49	48	48	
RED ROCK ELEM DISTRI	41	48		
RED ROCK	41	48		
SACATON ELEM DISTRIC	19	21		
SACATON SACATON MS	19	21		
SANTA CRUZ VLY U H S				
SANTA CRUZ VALLEY HS				
STANFIELD ELEM DISTR	31	25		
STANFIELD	31	25		
SUPERIOR UNIFIED DIS	39	45		
KENNEDY ROOSEVELT SUPERIOR HS	39	45		
TOLTEC ELEM DISTRICT	33	52		
TOLTEC	33	52		
				241



ARIZONA PUPIL ACHIEVEMENT TESTING

LANGUAGE NATIONAL INDIVIDUAL PERCENTILE RANK OCTOBER 1995

COUNTY DISTRICT SCHOOL	GRADE				TEN
	FOUR	SEVEN			
NATIONAL	49	48			
STATEWIDE	48	52			
YAVAPAI	48	56			
ASH FORK UNIFIED DIS	39	26			
ASH FORK ASH FORK HS	39	26			
BAGDAD UNIFIED DISTR	45	53			
BAGDAD HS DAVID C LINCOLN	45	53			
BEAVER CREEK ELEM DI	47	52			
BEAVER CREEK	47	52			
CAMP VERDE UNIFIED D	37	49			
CAMP VERDE CAMP VERDE HS CAMP VERDE MS	37	49			
CANON ELEM DISTRICT	48	34			
CANON CANON MS	48	34			
CHINO VALLEY UNIFIED	42	62			
CHINO VALLEY HS DEL RIO HERITAGE MS	42	62			
CLARKDALE-JEROME ELE	48	59			
CLARKDALE JEROME	48	59			
COTTONWOOD OAK CRK ELE	44	50			
COTTONWOOD	33				245



ARIZONA PUPIL ACHIEVEMENT TESTING

LANGUAGE NATIONAL INDIVIDUAL PERCENTILE RANK OCTOBER 1995

COUNTY	DISTRICT	SCHOOL	GRADE			
			FOUR	SEVEN	TEN	
NATIONAL			49	48	48	
STATEWIDE			48	56	51	
		COTTONWOOD MS			48	
		DANIEL BRIGHT			52	
		OAK CREEK			50	
		CROWN KING ELEM DIST			88	
		CROWN KING			88	
		EXCEL EDUC CTRS INC			32	
		EXCEL COTTONWOOD			45	
		EXCEL PRESCOTT			27	
		EXCEL WILLIAMS			51	
		HILLSIDE ELEM DISTRI			51	
		HILLSIDE			51	
		HUMBOLDT UNIFIED DIS			54	
		BRADSHAW MOUNTAIN HS	46			
		BRADSHAW MTN JHS				
		COYOTE SPRINGS	41			
		HUMBOLDT ELEMENTARY	46			
		LAKE VALLEY	45			
		LIBERTY	49			
		MOUNTAIN VIEW	50			
		KIRKLAND ELEM DISTRI	59			
		KIRKLAND	59			
		MAYER UNIFIED DISTRI	41			
		MAYER	41			
		MAYER HS	41			
		MINGUS SPRGS CHARTER	66			
		MINGUS SPRINGS CHART	66			
					40	
					40	
					81	
					81	
						247



ARIZONA PUPIL ACHIEVEMENT TESTING

LANGUAGE NATIONAL INDIVIDUAL PERCENTILE RANK OCTOBER 1985

COUNTY	DISTRICT	SCHOOL	GRADE			
			FOUR	SEVEN	TEN	
NATIONAL			49	48		
STATEWIDE						
		MINGUS UNION H.S.				
		MINGUS UHS				
		PRESCOTT UNIFIED DIS	58	65		
		ABIA JUDD	57	65		
		DEXTER	49			
		GRANITE MOUNTAIN MS	75			
		LINCOLN	50			
		MILLER VALLEY				
		PRESCOTT HS	67	65		
		PRESCOTT MILE HIGH	50			
		TAYLOR HICKS				
		WASHINGTON				
		SEDONA CHARTER SCHL	71			
		SEDONA CHARTER	71			
		SEDONA-OAKCREEK UNIF	48	60		
		BIG PARK COMMUNITY	55	63		
		SEDONA RED ROCK HS	45	57		
		WEST SEDONA	60	73		
		SELIGMAN UNIFIED DIS	60	73		
		SELIGMAN				
		SELIGMAN HS				
		SKULL VALLEY ELEM DI	45			
		SKULL VALLEY	45			
		YARNELL ELEM DISTRIC	45			
		YARNELL	45			
						249



ARIZONA PUPIL ACHIEVEMENT TESTING

LANGUAGE NATIONAL INDIVIDUAL PERCENTILE RANK OCTOBER 1985

COUNTY	DISTRICT	SCHOOL	GRADE			
			FOUR	SEVEN	TEN	
NATIONAL			49	48		
STATEWIDE			48	52		
YUMA			36	39		
	ANTELOPE UNION H.S.					
	ANTELOPE UHS					
	CRANE ELEM DISTRICT		49	43		
	CRANE JHS					
	CRANE PUEBLO		49	43		
	H L SUVERKRUP		41			
	RANCHO VIEJO		35			
	RONALD REAGAN FUND		68			
	VALLEY HORIZON		39			
	GADSDEN ELEM DISTRICT		16	26		
	GADSDEN					
	SAN LUIS MS		16	26		
	HYDER ELEM DISTRICT		40	49		
	DATELAND					
	MOHAWK VALLEY ELEM D		40	49		
	MOHAWK VALLEY					
	SOMERTON ELEM DISTRI		28	43		
	DESERT SONORA		28	43		
	ORANGE GROVE		21	25		
	SOMERTON MS		20			
	THE LEARN CENTER SCH		23	25		
	LEARN CENTER					
						251



ARIZONA PUPIL ACHIEVEMENT TESTING

LANGUAGE NATIONAL INDIVIDUAL PERCENTILE RANK OCTOBER 1995

COUNTY	DISTRICT	SCHOOL	GRADE			
			FOUR	SEVEN	TEN	
NATIONAL			49	48	32	48
STATEWIDE			48	52	32	48
	WELLTON ELEM DISTRICT		24	32	32	43
	WELLTON		24	32	32	43
	YUMA ELEM DISTRICT		40	43	31	48
	ALICE BYRNE		44			
	C W MCGRAM		40			
	CARVER		24			
	FOURTH AVE JHS					
	GILA VISTA JHS					
	GYMETH HAM		33			
	JAMES B ROLLE		49			
	JAMES D PRICE		54			
	MARY A OTONDO		41			
	MARY E POST		30			
	O C JOHNSON		40			
	PALMCROFT		46			
	PECAN GROVE		32			
	WOODARD JHS			47		
	YUMA UNION H. S.					
	CIBOLA HS					
	KOFA HS					
	VISTA					
	YUMA HS					
						252

Appendix C

Mathematics

Percentile Ranks for Individuals 1995-96 School Year

Grades 4 and 7

Grade 10

Iowa Tests of Basic Skills

*Tests of Achievement and
Proficiency*

Mathematics Problem Solving

Mathematics



ARIZONA PUPIL ACHIEVEMENT TESTING

MATHEMATICS NATIONAL INDIVIDUAL PERCENTILE RANK OCTOBER 1995

COUNTY	DISTRICT	SCHOOL	GRADE				TEN
			FOUR	SEVEN	TEN	TEN	
NATIONAL			46	46	48		
STATEWIDE			49	51	45		
APACHE			28	29	30		
	ALPINE ELEM DISTRICT		91	64			
	ALPINE		91	64			
	CHINLE UNIFIED DISTR		19	21	26		
	CHINLE HS		18		26		
	CHINLE JHS		22	21			
	MARY FARMS		17	22			
	TSAILLE		36	45			
	CONCHO ELEM DISTRICT		36	45			
	CONCHO		18	22	22		
	GANADO UNIFIED DISTR		18	22	22		
	GANADO HS						
	GANADO INTER						
	GANADO MS						
	M McNARY ELEM DISTRICT		21	51			
	M McNARY		21	51			
	RED MESA UNIFIED DIS		16	17	11		
	RED MESA		17	18	11		
	RED MESA HS		13	14			
	ROUND ROCK		49	48	57		
	ROUND VALLEY UNIFIED						
	ROUND VALLEY HS		49	48	57		
	ROUND VALLEY INTER						
	ROUND VALLEY MS						
255						256	



ARIZONA PUPIL ACHIEVEMENT TESTING

MATHEMATICS NATIONAL INDIVIDUAL PERCENTILE RANK OCTOBER 1995

COUNTY	DISTRICT	SCHOOL	GRADE				TEN
			FOUR	SEVEN	TEN	TEN	
NATIONAL			46	46	48		
STATEWIDE			49	51	45		
	SANDERS UNIFIED DIST		22	28	26		
	SANDERS		22	28			
	SANDERS JHS						
	VALLEY HS						
	ST JOHNS UNIFIED DIS		56	45	26		
	ST JOHNS HS		56	45	44		
	ST JOHNS MS		58		44		
	VERNON ELEMENTARY DI		58				
	VERNON		30	32	26		
	WINDOM ROCK UNIFIED		30				
	FT DEFINACE		30	32			
	TSO HO TSO MS						
	WINDOM ROCK		30				
	WINDOM ROCK HS						
						258	

257



ARIZONA PUPIL ACHIEVEMENT TESTING

MATHEMATICS NATIONAL INDIVIDUAL PERCENTILE RANK OCTOBER 1985

COUNTY	DISTRICT	SCHOOL	GRADE				TEN
			FOUR	SEVEN	TEN	TEN	
NATIONAL			46	46	48		
STATEWIDE			49	51	45		
COCHISE			43	46	44		
	APACHE	APACHE ELEM DISTRICT	40	96			
	APACHE	APACHE	40	96			
	ASH CREEK	ASH CREEK ELEM DISTR	31	42			
	ASH CREEK	ASH CREEK	31	42			
	BENSON	BENSON ELEM DISTRICT	61	52			
	BENSON	BENSON MS	61	52	42		
	BENSON	BENSON PRIMARY			42		
	BENSON	BENSON UNION HIGH SC			29		
	BENSON	BENSON UHS			29		
	BISBEE	BISBEE UNIFIED DISTR	47	43			
	BISBEE	BISBEE HS	47	43			
	BOWIE	BOWIE UNIFIED DISTRI	57	25	38		
	BOWIE	BOWIE HS	57	25	38		
	COCHISE	COCHISE ELEM DISTRICT	30	60			
	COCHISE	COCHISE	30	60			
	DOUBLE	DOUBLE ADOBE ELEM DI	32				
	DOUBLE	DOUBLE ADOBE	32				
	DOUGLAS	DOUGLAS UNIFIED DIST	32	35			
	A	A AVENUE	39				
						260	33



ARIZONA PUPIL ACHIEVEMENT TESTING

MATHEMATICS NATIONAL INDIVIDUAL PERCENTILE RANK OCTOBER 1995

COUNTY	DISTRICT	SCHOOL	GRADE			
			FOUR	SEVEN	TEN	
NATIONAL			46	46	48	
STATEWIDE			49	51	45	
		CLAWSON	27	33	33	
		DOUGLAS HS	31			
		DOUGLAS JHS	25			
		FARAS	30			
		FIFTEENTH STREET	27			
		JOE CARLSON	40			
		PAUL H. HUBER JHS	29			
		SARAH MARLEY	29			
		STEVENSON	47			
		ELFRIDA ELEM DISTRIC	47			
		ELFRIDA	47			
		FT HUACHUCA ACCOM SC	49			
		COLONEL SMITH MS	49			
		GENERAL MYER	45			
		MCNEAL ELEM DISTRICT	45			
		MCNEAL	28			
		NACO ELEM DISTRICT	28			
		NACO	52			
		PALOMINAS ELEM DISTR	57			
		CORONADO	46			
		PALOMINAS	52			
		PEARCE ELEM DISTRICT	52			
		PEARCE	34			
		POMERENE ELEM DISTRI	34			
		POMERENE	42			
			42			
						262



ARIZONA PUPIL ACHIEVEMENT TESTING

MATHEMATICS NATIONAL INDIVIDUAL PERCENTILE RANK OCTOBER 1985

COUNTY	DISTRICT	SCHOOL	GRADE				TEN
			FOUR	SEVEN	TEN	TEN	
NATIONAL			46	46	48		
STATEWIDE			49	51	45		
		SAN SIMON UNIFIED DI	43	55	43		
		SAN SIMON HS	43	55	43		
		SIERRA VISTA UNIFIED	45	49	53		
		APACHE MS	36	44	53		
		BELLA VISTA	50				
		BUENA HS	53				
		CARMICHAEL	36				
		HUACHUCA MOUNTAIN	46	54			
		PUEBLO DEL SOL	46				
		SIERRA VISTA MS	46				
		TOWN AND COUNTRY	51	54	36		
		VILLAGE MEADOWS	51	54	36		
		ST DAVID UNIFIED DIS	35	46	43		
		ST DAVID HS	34	47	43		
		TOMBSTONE UNIFIED DI	38	43			
		HUACHUCA CITY					
		TOMBSTONE HS					
		WALTER J MEYER					
		VALLEY UNION H.S.					
		VALLEY UHS					
		MILLCOX UNIFIED DIST	40	55	58		
		MILLCOX HS	40	55	58		
		MILLCOX MS			44		
					44		



ARIZONA PUPIL ACHIEVEMENT TESTING

MATHEMATICS NATIONAL INDIVIDUAL PERCENTILE RANK OCTOBER 1995

COUNTY	DISTRICT SCHOOL	GRADE				TEN
		FOUR	SEVEN	TEN		
NATIONAL		46	46	48		
STATENIDE		49	51	45		
COCONINO		46	47	46		
	FLAGSTAFF UNIFIED DI	54	54	55		
	CHARLES W SECHRIST	65		49		
	COCONINO HS	40				
	CROMER	64				
	DEMIGUEL	55				
	EAST FLAGSTAFF JHS		56			
	EVA MARSHALL					
	FLAGSTAFF HS					
	FLAGSTAFF JHS		54	56		
	JOHN Q THOMAS					
	KNOLES	56				
	LEUPP	74				
	LURA KINSEY	37				
	NEIL V CHRISTENSEN	41				
	SINAGUA HS	55				
	SOUTH BEAVER	39				
	THOMAS R WEITZEL	57				
	W F KILLIP	43				
	FREDONIA/MOCCASIN UN	31				
	FREDONIA MOCCASIN		55	60		
	FREDONIA MOCCASIN HS	31				
	GRAND CANYON UNIFIED	42				
	GRAND CANYON		51	59		
	GRAND CANYON HS	42				
	GREYHILLS ACADEMY		51			
	GREYHILLS ACADEMY					
	GREYHILLS ACADEMY					
	MAINE CONSOLIDATED E	57				
	MAINE CONSOLIDATED	57				
					13	
					13	
					266	



ARIZONA PUPIL ACHIEVEMENT TESTING

MATHEMATICS NATIONAL INDIVIDUAL PERCENTILE RANK OCTOBER 1995

COUNTY	DISTRICT	SCHOOL	GRAD.						
			FOUR	SEVEN	TEN				
NATIONAL			46	46	48				
STATEWIDE			49	51	45				
	PAGE UNIFIED DISTRICT		31	41	40				
	DESERT VIEW		28						
	LAKE VIEW		34						
	PAGE HS								
	PAGE MS			41	40				
	PINE FOREST SCHOOL		69						
	PINE FOREST		69						
	TUBA CITY UNIFIED DI		30	29	29				
	CAMERON PRIMARY		29						
	EAGLE'S NEST MS		30						
	TUBA CITY HS			29	29				
	TUBA CITY JHS								
	WILLIAMS UNIFIED DIS		40	51	36				
	WILLIAMS HS								
	WILLIAMS/WILLIAMS MS		40	51	36				
								268	



ARIZONA PUPIL ACHIEVEMENT TESTING

MATHEMATICS NATIONAL INDIVIDUAL PERCENTILE RANK OCTOBER 1995

COUNTY	DISTRICT	SCHOOL	GRADE						
			FOUR	SEVEN	TEN				
NATIONAL			46	46	48				
STATEWIDE			49	51	45				
GILA			42	40	33				
	GLOBE UNIFIED DISTRI		40	47	36				
	COPPER RIM		40		36				
	GLOBE HS			47					
	GLOBE JHS								
	HAYDEN WINKELMAN UNI		26	24	29				
	HAYDEN HS			24	29				
	LEONOR HAMBLY JHS		26						
	WINKLEMAN INTER								
	MIAMI UNIFIED DISTRI		43	42	26				
	CENTRAL HEIGHTS		50						
	INSPIRATION ADDITION		39						
	LAS LOMAS		41						
	LEE KORNEGAY JHS			42	26				
	MIAMI HS								
	PAYSON UNIFIED DISTR		65	45	45				
	JULIA RANDALL		50						
	PAYSON		72						
	PAYSON HS			45	45				
	PAYSON JHS								
	PINE ELEM DISTRICT		46	50					
	PINE/STRAWBERRY		46	50					
	SAN CARLOS UNIFIED		18	23	19			270	
	RICE		18						
	SAN CARLOS HS								
	SAN CARLOS JHS			23	19				

ARIZONA PUPIL ACHIEVEMENT TESTING

MATHEMATICS NATIONAL INDIVIDUAL PERCENTILE RANK OCTOBER 1985



COUNTY	DISTRICT	SCHOOL	GRADE					TEN
			FOUR	SEVEN	TEN	TEN	TEN	
	NATIONAL		46	46			48	
	STATEWIDE		49	51			45	
	TONTO BASIN ELEM DIS		55	47				
	TONTO BASIN		55	47				
	YOUNG ELEM DISTRICT		50	66			50	
	YOUNG		50	66			50	
	YOUNG TEACHING HS							
								272

271



ARIZONA PUPIL ACHIEVEMENT TESTING

MATHEMATICS NATIONAL INDIVIDUAL PERCENTILE RANK OCTOBER 1995

COUNTY DISTRICT SCHOOL	GRADE									
	FOUR	SEVEN	TEN							
NATIONAL	46	46	48							
STATEWIDE	49	51	45							
GRAHAM	40	49	49							
BONITA ELEM DISTRICT	34	62								
BONITA	34	62								
FT THOMAS UNIFIED DI	25	23	29							
FT THOMAS HS	25	23	29							
PIMA UNIFIED DISTRICT	50	55	62							
PIMA HS	50	55	62							
SAFFORD UNIFIED DIST	42	49	43							
LAFE NELSON	42									
MT GRAHAM HS										
SAFFORD HS										
SAFFORD MS										
SOLOMONVILLE ELEM DI	40	37								
SOLOMONVILLE	40	37								
THATCHER UNIFIED DIS	42	59	62							
THATCHER HS	42									
THATCHER MS	42	59	62							
										27A



ARIZONA PUPIL ACHIEVEMENT TESTING

MATHEMATICS NATIONAL INDIVIDUAL PERCENTILE RANK OCTOBER 1995

COUNTY	DISTRICT	SCHOOL	GRADE						
			FOUR	SEVEN	TEN				
NATIONAL			46	46	48				
STATEWIDE			49	51	45				
GREENLEE			47	54	53				
BLUE ELEM DISTRICT									
BLUE									
CLIFTON UNIFIED DIST			37	34	22				
CLIFTON HS			37	34	22				
LAUGHARN									
DUNCAN UNIFIED DISTR			53	71	40				
DUNCAN			53	71	40				
DUNCAN HS									
EAGLE ELEM DISTRICT									
EAGLE									
MORENCI UNIFIED DIST			46	58	64				
FAIRBANKS			46	58	64				
MORENCI HS									
									276

275



ARIZONA PUPIL ACHIEVEMENT TESTING

MATHEMATICS NATIONAL INDIVIDUAL PERCENTILE RANK OCTOBER 1995

COUNTY	DISTRICT	SCHOOL	GRADE			
			FOUR	SEVEN	TEN	
NATIONAL			46	46	48	
STATEWIDE			49	51	45	
LA PAZ			40	42	36	
BICENTENNIAL U H.S.					28	
SALOME HS					28	
BOUSE ELEM DISTRICT			41	72		
BOUSE			41	72		
PARKER UNIFIED DISTR			41	42	40	
LE PERA			30	32		
PARKER HS			45	46	40	
WALLACE						
QUARTZSITE ELEM DIST			33	35		
EHREMBERG			37	35		
QUARTZITE			25	36		
SALOME ELEM DIST			30	72		
SALOME			30	72		
WENDEN ELEM DISTRICT			46	40		
WENDEN			46	40		
						277
						278



ARIZONA PUPIL ACHIEVEMENT TESTING

MATHEMATICS NATIONAL INDIVIDUAL PERCENTILE RANK OCTOBER 1995

COUNTY	DISTRICT	SCHOOL	GRADE						
			FOUR	SEVEN	TEN				
NATIONAL			46	46	48				
STATEWIDE			49	51	45				
MARICOPA			51	54	49				
	ABC ALTER LRNG CTR		33						
	ABC ALTERNATIVE		33						
	AGUA FRIA UNION H.S.				37				
	AGUA FRIA UHS								
	AGUILA ELEM DISTRICT		29	20	37				
	AGUILA		29	20	37				
	ALHAMBRA ELEM DISTRI		44	43					
	ALHAMBRA TRADITIONAL		74	74					
	ANDALUCIA		36	32					
	BARCELONA		45	50					
	CATALINA		59	45					
	CORDOVA		42	44					
	GRANADA EAST		41	41					
	R E SIMPSON		38	36					
	SEVILLA		43						
	ARLINGTON ELEM DISTR		55	47					
	ARLINGTON		55	47					
	ATOP ACADEMY		23	32					
	ATOP ACADEMY		23	32					
	AVONDALE ELEM DISTRI		32	36					
	AVONDALE JHS								
	PIONEER		32	36					
									280



ARIZONA PUPIL ACHIEVEMENT TESTING

MATHEMATICS NATIONAL INDIVIDUAL PERCENTILE RANK OCTOBER 1995

COUNTY	DISTRICT	SCHOOL	GRADE						
			FOUR	SEVEN	TEN				
NATIONAL			46	46	48				
STATEWIDE			49	51	45				
	AZ ARTS SCHOOL			63	60				
	AZ SCHOOL FOR ARTS			63	60				
	AZ CALL-A-TEEN YOUTH				10				
	CALL-A-TEEN CENTER				10				
	AZ CAREER ACADEMY				18				
	AZ CAREER ACAD MESA				18				
	BALSZ ELEM DISTRICT		30	39					
	BALSZ		31	39					
	CROCKETT		26	29					
	GRIFFITH		31	47					
	ORANGEDALE		31	42					
	BUCKEYE ELEM DISTRIC		36	42					
	BUCKEYE		36	42					
	BUCKEYE UNION H.S.				37				
	BUCKEYE UHS				37				
	CARMEL COMM INTEGR		52	28	29				
	CARMEL COMM INTEG		52	28	29				
	CARTWRIGHT ELEM DIST		38	39					
	BYRON A BARRY		29						
	CARTWRIGHT		39						
	CHARLES M HARRIS		38						
	DESERT SANDS JHS			39					
	ESTRELLA JHS			40					
	FRANK BORMAN JHS			39					
								282	



ARIZONA PUPIL ACHIEVEMENT TESTING

MATHEMATICS NATIONAL INDIVIDUAL PERCENTILE RANK OCTOBER 1995

COUNTY	DISTRICT	SCHOOL	GRADE						
			FOUR	SEVEN	TEN				
NATIONAL			46	46	48				
STATEWIDE			49	51	45				
		GLENN L DOWNS	37						
		HEATHERBRAE	32						
		HOLIDAY PARK	45						
		JOHN F LONG	36						
		JUSTINE SPITALNY	34						
		PALM LANE	36						
		PERALTA	37						
		STARLIGHT PARK	39						
		SUNSET	30						
		TOMAHAWK	50						
		CAVE CREEK UNIFIED D	61	66	56				
		BLACK MOUNTAIN	61	66	56				
		CACTUS SHADOWS HS							
		DESERT ARROYO MS	61						
		DESERT SUN							
		CHANDLER UNIFIED DIS	56	55	50				
		ANDERSEN	63	55					
		ANDERSEN JHS		52					
		BOGLE JHS							
		CHANDLER HS							
		ERIE	51						
		FRYE	57						
		GALVESTON	38						
		GOODMAN	73						
		HARTFORD	48						
		HUMPHREY	58						
		JACOBSON	49						
		KNOX	57						
		OPPORTUNITY SCH		24					
		SAN MARCOS	46						
		SANBORN	50						
		SHUMWAY	72						
		WEINBERG	54						
		MILLIS JHS		56					284



ARIZONA PUPIL ACHIEVEMENT TESTING

MATHEMATICS NATIONAL INDIVIDUAL PERCENTILE RANK OCTOBER 1995

COUNTY	DISTRICT	SCHOOL	GRADE						
			FOUR	SEVEN	TEN				
NATIONAL			46	46	48				
STATEWIDE			49	51	45				
	CITIZEN 2000		24	35	16				
	CITIZEN 2000		24	35	16				
	CREIGHTON ELEM DISTR		40	40					
	CREIGHTON MS		28	35					
	LARRY C. KENNEDY		49	46					
	LOMA LINDA		35	44					
	MONTE VISTA		41						
	PAPAGO		34	34					
	SQUAN PEAK		49						
	WILLIAM T MACHAN		41						
	DEER VALLEY UNIFIED		66	62	53				
	ARROWHEAD		70						
	BARRY GOLDWATER HS				51				
	BELLAIR		66						
	CONSTITUTION		54						
	DEER VALLEY HS								
	DEER VALLEY MS								
	DESERT MOUNTAIN HS			55	53				
	DESERT SAGE		65	58					
	DESERT SKY MS			64					
	DESERT MINDS		83						
	ESPERANZA		68						
	GREEN BRIER		78						
	HILLCREST MS								
	LAS BRISAS		66						
	MIRAGE		59						
	MOUNTAIN RIDGE HS								
	MOUNTAIN SHADOWS		62						
	NEW RIVER		74						
	PARK MEADOWS		62						
	SUNRISE		63						
	VILLAGE MEADOWS		63						
									286



ARIZONA PUPIL ACHIEVEMENT TESTING

MATHEMATICS NATIONAL INDIVIDUAL PERCENTILE RANK OCTOBER 1985

COUNTY	DISTRICT	SCHOOL	GRADE				TEN
			FOUR	SEVEN	TEN	TEN	
NATIONAL							
STATEWIDE			46	46	48	48	
			49	51	45	45	
		DRAGONFLEYE CHARTER	39	54			
		DRAGONFLEYE	39	54			
		DYSART UNIFIED DISTR	41	30	28	28	
		DYSART HS		30		28	
		DYSART MS	35				
		EL MIRAGE	49				
		KINGSWOOD	50				
		LUKE	28				
		SURPRISE					
		EDU-PRIZE	65				
		EDU-PRIZE	65				
		EDUPRENEURSHIP	64				
		EDUPRENEURSHIP	64	52			
		ESPERANZA MONTESSORI	23	28		38	
		ESPERANZA ACADEMY	23	28		38	
		FOOTHILLS ACADEMY		86		73	
		FOOTHILLS ACADEMY		86		73	
		FOUNTAIN HILLS UNIFI	51	68		47	
		FOUNTAIN HILLS JR/SR		68		47	
		FOUR PEAKS	51				
		FOWLER ELEM DISTRICT	35	34			
		FOWLER	35				
		SANTA MARIA MS	35	34			288



ARIZONA PUPIL ACHIEVEMENT TESTING

MATHEMATICS NATIONAL INDIVIDUAL PERCENTILE RANK OCTOBER 1985

COUNTY	DISTRICT	SCHOOL	GRADE									
			FOUR	SEVEN	TEN							
NATIONAL			46									
STATENIDE			49									
		GATEWAY COMMUNITY HS					46			48		
		GATEWAY COMMUNITY					51			45		
		GILA BEND UNIFIED DI	42				33			16		
		GILA BEND HS	42				33			16		
		GILA BEND HS								21		
		GILBERT UNIFIED DIST	62				63			21		
		BURK	58							64		
		GILBERT HS	64									
		GILBERT HS								66		
		GILBERT JHS										
		GREENFIELD	64									
		GREENFIELD JHS										
		HARRIS	52									
		HIGHLAND HS										
		HOUSTON	65									
		ISLANDS	63									
		MESQUITE	53									
		MESQUITE JHS										
		NEELY	57									
		PATTERSON	73									
		PIONEER	68									
		PLAYA DEL REY	62									
		TOMNE MEADOWS	64									
		VAL VISTA LAKES	66									
		GLENDALE ELEM DISTRI	41									
		BICENTENNIAL NORTH	46									
		CHALLENGER										
		DISCOVERY	39									
		GLENDALE AMERICAN	48									
		GLENDALE LANDMARK										
		GLENN F BURTON	26									
		HAROLD W SMITH	32									
												290



ARIZONA PUPIL ACHIEVEMENT TESTING

MATHEMATICS NATIONAL INDIVIDUAL PERCENTILE RANK OCTOBER 1995

COUNTY	DISTRICT	SCHOOL	GRADE				TEN
			FOUR	SEVEN	TEN	TEN	
NATIONAL			46	46	48		
STATEWIDE			49	51	45		
	LITCHFIELD ELEM DIST		60	64			
	LITCHFIELD		60				
	SCOTT LIBBY		60				
	WESTERN SKY MS			64			
	LITTLETON ELEM DISTR		30	41			
	LITTLETON		30	41			
	UNDERDOWN JHS			41			
	MADISON ELEM DISTRIC		70	66			
	MADISON HEIGHTS		66				
	MADISON MEADOWS			79			
	MADISON NO 1			62			
	MADISON PARK		38	50			
	MADISON R. C. SIMIS		84				
	MADISON ROSE LANE		79				
	MARICOPA CO. REG. DI		19	22	19		
	DURANGO DETENTION			17	7		
	EAST VALLEY HS/ALT			11	24		
	ESTRELLA MOUNTAIN		15	40	13		
	GREATER HOPE		38	51	37		
	HORSE MESA DAM		33				
	MESA DETENTION			18	11		
	PARC PLACE			31	9		
	THOMAS J PAPPAS		18		20		
	WEST VALLEY HS/ALT			66	59		
	MESA UNIFIED DISTRIC		57				
	ADAMS		39				
	ALMA		70				
	BRIMHALL JHS			64			
	CARSON JHS			55			
	CRISMON		62				
						296	



ARIZONA PUPIL ACHIEVEMENT TESTING

MATHEMATICS NATIONAL INDIVIDUAL PERCENTILE RANK

OCTOBER 1995

COUNTY	DISTRICT	SCHOOL	GRADE				TEN
			FOUR	SEVEN	TEN	TEN	
NATIONAL			46	46	48	48	
STATEWIDE			49	51	45	45	
		DOBSON HIGH	58		62	62	
		EDISON	48				
		EISENHOWER	49				
		EMERSON	60				
		FALCON HILL	59				
		FIELD	78				
		FRANKLIN		70			
		FRANKLIN WEST					
		FRANKLIN WEST					
		FREMONT JHS	54				
		FROST		59			
		HALE	63				
		HAWTHORNE	66				
		HENDRIX JHS	53				
		HERMOSA VISTA		70			
		HIGHLAND	70				
		HOLMES	63				
		IRVING	47				
		ISHIKAWA	59				
		JAMES MADISON	73				
		JEFFERSON	69				
		JOHN KERR	41				
		JOHN PHILLIP SOUSA	42				
		JOHNSON	55				
		JORDAN	66				
		KELLER	64				
		KINO JHS	55				
		LEHI		64			
		LINCOLN	47				
		LINDBERGH	40				
		LONGFELLOW	44				
		LOMELL	46				
		MACARTHUR	42				
		MARJORIE ENTZ	63				
		MENDOZA	62				
		MESA HS	59				
		MESA JHS					
		MESA VISTA HS					
		MOUNTAIN VIEW HS					
		POMEROY	59				
				51			
						57	
						32	
						67	
							298

298

297



ARIZONA PUPIL ACHIEVEMENT TESTING

MATHEMATICS NATIONAL INDIVIDUAL PERCENTILE RANK OCTOBER 1995

COUNTY	DISTRICT	SCHOOL	GRADE				TEN
			FOUR	SEVEN	TEN	TEN	
NATIONAL							
STATEWIDE							
		PORTER	46	46	48		
		POSTON JHS					
		POMELL JHS	49	51	45		
		POWER LRNG CTR					
		RED MOUNTAIN HS	61	78	58		
		RED MOUNTAIN RANCH		50			
		REDBIRD		35			
		RHODES JHS		78			
		ROBSON					
		ROOSEVELT					
		SALK					
		SANDRA DAY O'CONNOR					
		SHEPHERD JHS		71	22		
		SIRRINE					
		STAPLEY HALL		74			
		STAPLEY JHS					
		STEVENSON					
		TAFT		70			
		TAYLOR JHS					
		WASHINGTON					
		WEBSTER					
		WESTWOOD HS					
		WHITMAN					
		WHITTIER					
		MOBILE ELEM DISTRICT	23	31			
		MOBILE					
		MOBILE CHARTER	23	31			
		MONTESSORI CHARTER	44	35			
		MONTESSORI PHX	49	35			
		MONTESSORI PRESCOTT	38				
		MORRISTOWN ELEM DIST	45	70			
		MORRISTOWN	45	70			
							300



ARIZONA PUPIL ACHIEVEMENT TESTING

MATHEMATICS NATIONAL INDIVIDUAL PERCENTILE RANK OCTOBER 1995

COUNTY DISTRICT SCHOOL	GRADE									
	FOUR	FOUR	FOUR	SEVEN	SEVEN	TEN	TEN	TEN	TEN	TEN
NATIONAL	46			46		48				
STATEWIDE	49			51		45				
MURPHY ELEM DISTRICT	33			27						
ALFRED F. GARCIA	29			26						
ARTHUR M. HAMILTON	30			29						
JACK L. KUBAN	55			34						
WILLIAM R. SULLIVAN	25			24						
NADABURG ELEM DISTRI	36			54						
NADABURG	36			54						
NEW SCHOOL FOR ARTS										
NEW SCHOOL FOR ARTS						62				
OSBORN ELEM DISTRICT	28			35		62				
CLARENDON	28									
LONGVIEW	25									
OSBORN MS	31			35						
SOLANO	31									
PALO VERDE ELEM DIST	31			34						
PALO VERDE	31			34						
PALOMA ELEM DISTRICT	20			19						
PALOMA	20			19						
PARADISE VALLEY UNIF	53			56		52				
AIRE LIBRE	47									
ALTERNATIVE ED	39									
ARROWHEAD	47									
CACTUS VIEW	47									
CAMPO BELLO	62									
COPPER CANYON	61									
DESERT COVE										



ARIZONA PUPIL ACHIEVEMENT TESTING

MATHEMATICS NATIONAL INDIVIDUAL PERCENTILE RANK OCTOBER 1985

COUNTY	DISTRICT	SCHOOL	GRADE				TEN
			FOUR	SEVEN	TEN	TEN	
NATIONAL			46	46	48		
STATEWIDE			49	51	45		
		DESERT SHADOWS MS	59	65			
		DESERT SHADOWS MS	68				
		DESERT SPRINGS	45				
		EAGLE RIDGE	39				
		ECHO MOUNTAIN	55				
		FOOTHILLS	54				
		GOLD DUST		41			
		GREENWAY MS	59				
		HIDDEN HILLS	47		63		
		HORIZON HS	45				
		INDIAN BEND	67				
		LARKSPUR	65				
		LIBERTY					
		MERCURY MINE			40		
		NORTH CANYON HS	63				
		NORTH RANCH	34				
		PALOMINO					
		PARADISE VALLEY HS					
		POLARIS HS	55		43		
		QUAIL RUN	58		20		
		SANDPIPER					
		SHADOW MOUNTAIN HS		60			
		SHEA MS					
		SONORAN SKY	58				
		SUNRISE MS	53	65			
		VILLAGE VISTA					
		VISTA VERDE MS	57	50			
		WHISPERING WINDS					
		PENDERGAST ELEM DIST	45	46			
		DESERT HORIZON	40	40			
		DESERT MIRAGE	42				
		GARDEN LAKES	53	53			
		PENDERGAST	50	40			
		VILLA DE PAZ	47	54			
		WESTWIND	37	42			
						304	



ARIZONA PUPIL ACHIEVEMENT TESTING

MATHEMATICS NATIONAL INDIVIDUAL PERCENTILE RANK OCTOBER 1995

COUNTY	DISTRICT	SCHOOL	GRADE				TEN
			FOUR	SEVEN	TEN	TEN	
NATIONAL			46	46	48		
STATEWIDE			49	51	45		
		HERRERA	49	38			
		KENILWORTH	33				
		LOWELL	37				
		MAGNET TRAD	77	60			
		OTT	42				
		PHOENIX PREP		28			
		PPA ANNEX		28			
		SHAW	32				
		WHITTIER	37				
		PHOENIX UNION H.S.			26		
		ALHAMBRA E.S.O.			9		
		ALHAMBRA HS			26		
		B.A.C.E.			9		
		CAMELBACK HS			29		
		CARL HAYDEN HS			26		
		CENTRAL HS			28		
		DESIDERATA			6		
		MARYVALE HS			25		
		NORTH HS			35		
		SOUTH MOUNTAIN HS			20		
		TREVOR BROMNE HS			29		
		QUEEN CREEK UNIFIED	39	47	35		
		QUEEN CREEK	39	47	35		
		QUEEN CREEK HS					
		QUEEN CREEK MS					
		RIVERSIDE ELEM DISTR	36	29			
		RIVERSIDE	36	29			
		ROOSEVELT ELEM DISTR	24	26			
		C J JORGENSEN	22	15			
		C O GREENFIELD	22	24			
		IGNACIO CONCHOS	30	31			
		JOHN R DAVIS	28	30			
						308	



ARIZONA PUPIL ACHIEVEMENT TESTING

MATHEMATICS NATIONAL INDIVIDUAL PERCENTILE RANK OCTOBER 1995

COUNTY	DISTRICT	SCHOOL	GRADE						
			FOUR	SEVEN	TEN				
NATIONAL			46	46	48				
STATEWIDE			49	51	45				
		MARTIN LUTHER KING	26	25	25				
		MAXINE O. BUSH	19	26	36				
		PALMDALE	24	25	25				
		PERCY L JULIAN JHS	25	26	26				
		RIO VISTA	29	36	36				
		ROSE LINDA	23	26	26				
		SIERRA VISTA	32	34	34				
		SOUTHWEST	22	22	22				
		SUNLAND	24	27	27				
		T G BARR	23	27	27				
		V H LASSEN	22	27	27				
		VALLEY VIEW	31	54	54				
		RUTH FISHER ELEM DIS	31	54	54				
		RUTH FISHER							
		SATZ SCHOOL							
		SATZ							
		SCOTTSDALE HORIZONS	54	63	63				
		SCOTTSDALE HORIZONS	54	63	63				
		SCOTTSDALE UNIFIED D	68	71	63				
		ANASAZI	73	65	57				
		ANLC	70	65	67				
		ARCADIA HS	72						
		AZTEC	84						
		CHAPARRAL HS	74						
		CHEROKEE							
		COCHISE							
		COCOPAH MS							
		CORONADO HS							
		DESERT MTN HS							
		HOHOKAM	61	82	56				
		HOPKI	79		63				
		INGLESIDE MS		76					
									310



ARIZONA PUPIL ACHIEVEMENT TESTING

MATHEMATICS NATIONAL INDIVIDUAL PERCENTILE RANK OCTOBER 1985

COUNTY DISTRICT SCHOOL	GRADE				TEN
	FOUR	SEVEN			
NATIONAL	46	46			48
STATEWIDE	49	51			45
KIVA	70	62			
LAGUNA	81	74			
MOHAVE MS					
MOUNTAINSIDE MS					
NAVAJO	57				69
PIMA	51				
PUEBLO	54				
SAGUARO HS	77	56			
SEGUOYA					
SUPAI MS	59				
TAVAN	50				
TONALEA	47				
YAVAPAI	70				
ZUNI					
SENTINEL ELEM DISTRI		71			8
SENTINEL		71			8
SUCCESS SCHOOL		25			7
PHOENIX LC					
SAN LUIS LC		17			14
SOMERTON LC		27			
YUMA LC		47			
TEMPE ELEM DISTRICT					
AGUILAR	47				
ARREDONDO	55				
BROADMOR	47				
BUSTOZ	78				
CARMINATI	62				
CONNOLLY JHS	64				
CURRY	54	48			
EVANS	44				
FEES JHS	41	46			
FRANK	57				
FULLER					
GILLILAND MS		39			



ARIZONA PUPIL ACHIEVEMENT TESTING

MATHEMATICS NATIONAL INDIVIDUAL PERCENTILE RANK OCTOBER 1985

COUNTY	DISTRICT	SCHOOL	GRADE				TEN
			FOUR	SEVEN	TEN	TEN	
NATIONAL			46	46	48		
STATEWIDE			49	51	45		
		HOLDEMAN	36				
		HUDSON	48				
		LAIRO	33				
		MCKEY MS		56			
		MEYER	51				
		NEVITT	38				
		ROVER	66				
		SCALES	38				
		THEM	32				
		WOOD	50				
		TEMPE UNION H.S.			56		
		CORONA DEL SOL HS			61		
		MARCOS DE NIZA HS			57		
		MCLINTOCK HS			51		
		MOUNTAIN POINTE HS			58		
		TEMPE HS			39		
		TOLLESON ELEM DISTRI	42	37		49	
		TOLLESON	42	37			
		TOLLESON UNION H.S.				45	
		TOLLESON UHS				51	
		WESTVIEW HS				26	
		TOUCHSTONE COMMUNITY	50	45		26	
		TOUCHSTONE COMMUNITY	50	45		26	
		UNION ELEM DISTRICT	13	25			
		UNION	13	25			
		VALLEY ACADEMICS INC	63	53		36	
		VALLEY ACADEMY	63	53		36	
						314	



ARIZONA PUPIL ACHIEVEMENT TESTING

MATHEMATICS NATIONAL INDIVIDUAL PERCENTILE RANK OCTOBER 1995

COUNTY	DISTRICT	SCHOOL	GRADE			
			FOUR	SEVEN	TEN	
NATIONAL			46	46	48	
STATEWIDE			49	51	45	
	VENTANA ACADEMIC		61			
	VENTANA ACADEMIC		61			
	VILLA MONTESSORI		69			
	VILLA MONTESSORI		69			
	WASHINGTON ELEM DIST		52	56		
	ACACIA		56			
	ALTA VISTA		39			
	ARROYO		49			
	CACTUS MREN		48			
	CHAPARRAL		60			
	CHOLLA					
	DESERT FOOTHILLS					
	DESERT VIEW		43			
	IRONWOOD		62			
	JOHN JACOBS		60			
	LAKEVIEW		60			
	LOOKOUT MOUNTAIN		73			
	MANZANITA		49			
	MARYLAND		39			
	MOON MOUNTAIN		53			
	MOUNTAIN SKY JHS					
	MOUNTAIN VIEW		37	59		
	OCOTILLO		37			
	ORANGEMOOD		58			
	PALO VERDE					
	RICHARD E MILLER		61	52		
	ROADRUNNER		61			
	ROYAL PALM					
	SAHUARO		58			
	SENITA		67			
	SHAW BUTTE		32			
	SUNBURST		55			
	SUNNYSLOPE		37			
	SUNSET		47	49		



ARIZONA PUPIL ACHIEVEMENT TESTING

MATHEMATICS NATIONAL INDIVIDUAL PERCENTILE RANK OCTOBER 1995

COUNTY	DISTRICT	SCHOOL	GRADE			
			FOUR	SEVEN	TEN	
NATIONAL			46	46	48	
STATEWIDE			49	51	45	
		SHEETWATER	57	64		
		TUMBLENEED	55			
		WASHINGTON	40			
		DABRAHAM LINCOLN TRA	50			
		WICKENBURG UNIFIED D	41	49	58	
		VULTURE PEAK	41	49	58	
		WICKENBURG HS				
		WILSON ELEM DISTRICT	25	27		
		WILSON				
		WILSON				
		WILSON ELEM S. D. #7	25	27		
						318

317



ARIZONA PUPIL ACHIEVEMENT TESTING

MATHEMATICS NATIONAL INDIVIDUAL PERCENTILE RANK OCTOBER 1995

COUNTY DISTRICT SCHOOL	GRADE					TEN	
	FOUR	SEVEN	TEN				
NATIONAL							
STATEWIDE							
MOHAVE							
BULLHEAD CITY ELEM D							
BULLHEAD CITY JHS							
DESERT VALLEY							
DIAMONDBACK							
MOUNTAIN VIEW							
CHLORIDE ELEM DISTRI							
MOUNT TIPTON							
COLORADO CITY UNIFIE							
COLORADO CITY							
COLORADO CITY HS							
COLORADO CITY JHS							
COLORADO RIVER UNION							
MOHAVE HS							
RIVER VALLEY HS							
HACKBERRY ELEM DISTR							
BLAKE RANCH							
KINGMAN ELEM DISTRIC							
BLACK MOUNTAIN							
CERBAT							
GOLDEN VALLEY JHS							
HULAPAI							
KINGMAN JHS							
LA SENITA							
MANZANITA							
PALO CHRISTI							
							320



ARIZONA PUPIL ACHIEVEMENT TESTING

MATHEMATICS NATIONAL INDIVIDUAL PERCENTILE RANK OCTOBER 1995

COUNTY	DISTRICT	SCHOOL	GRADE					TEN	
			FOUR	SEVEN	TEN				
NATIONAL			46	46			48		
STATEWIDE			49	51			45		
	KINGMAN LRNG ACADEMY		59						
	KINGMAN ACADEMY		59						
	LAKE HAVASU UNIFIED		57	58			67		
	HAVASUPAI		48						
	LAKE HAVASU HS		60				67		
	NAUTILUS		52						
	ORO GRANDE		44						
	SMOKETREE		70						
	STARLINE			58					
	THUNDERBOLT MS			37					
	LITTLEFIELD ELEM DIS		40						
	LITTLEFIELD		40						
	MOHAVE UNION H.S.						48		
	KINGMAN HS - NORTH							48	
	MOHAVE VALLEY ELEM D		38						
	FORT MOHAVE		41						
	MOHAVE VALLEY		33						
	MOHAVE VALLEY JHS			47					
	OWENS WHITNEY ELEM D		74						
	OWENS WHITNEY		74						
	PEACH SPRINGS ELEM D		19						
	PEACH SPRINGS		19						
	TOPOCK ELEMENTARY DI		56						
	TOPOCK		56						
								322	



ARIZONA PUPIL ACHIEVEMENT TESTING

MATHEMATICS NATIONAL INDIVIDUAL PERCENTILE RANK OCTOBER 1985

COUNTY DISTRICT SCHOOL	GRADE					TEN
	FOUR	SEVEN				
NATIONAL	46	46	48			
STATEWIDE	49	51	45			
VALENTINE ELEM DISTR	41	63				
VALENTINE	41	63				
YUCCA ELEM DISTRICT	50					
YUCCA	50					
				324		
				323		



ARIZONA PUPIL ACHIEVEMENT TESTING

MATHEMATICS NATIONAL INDIVIDUAL PERCENTILE RANK OCTOBER 1985

COUNTY	DISTRICT	SCHOOL	GRADE				TEN
			FOUR	SEVEN	TEN	TEN	
NATIONAL			46	46		48	
STATEWIDE			49	51		45	
NAVAJO			35	39		34	
		BLUE RIDGE UNIFIED	54	59		50	
		BLUE RIDGE HS		59		50	
		BLUE RIDGE JHS					
		BLUE RIDGE MS					
		CEDAR UNIFIED DISTRI	21	23			
		JEDDITO	21	23			
		JEDDITO JHS					
		HEBER-OVERGAARD UNIF	30	50		58	
		CAPPS	30			58	
		MOGOLLON HS		50			
		MOGOLLON JHS					
		HOLBROOK UNIFIED	36	46		31	
		HOLBROOK HS					
		HOLBROOK JHS		46		31	
		HULET					
		JOSEPH CITY UNIFIED	47	48		35	
		JOSEPH CITY					
		JOSEPH CITY HS	47	48		35	
		KAYENTA UNIFIED DIST	26	27		24	
		KAYENTA INTER					
		KAYENTA MS					
		MONUMENT VALLEY HS		27		24	
		NORTHERN AZ ACADEMY					
		NORTHERN AZ ACADEMY					
		NORTHERN AZ ACADEMY					
							326



ARIZONA PUPIL ACHIEVEMENT TESTING

MATHEMATICS

NATIONAL INDIVIDUAL PERCENTILE RANK

OCTOBER 1985

COUNTY	DISTRICT	SCHOOL	GRADE			
			FOUR	SEVEN	TEN	
NATIONAL			46	46	48	
STATEWIDE			49	51	45	
	PINON UNIFIED DISTRI		22	18		
	PINON		22	18		
	SHOW LOW UNIFIED DIS		52	57	36	
	LINDEN		54			
	PINEDALE		55		36	
	SHOW LOW HS					
	SHOW LOW INTER		51	57		
	SHOW LOW JHS					
	SNOWFLAKE UNIFIED DI		53	48	52	
	SNOWFLAKE HS					
	SNOWFLAKE INTERM		49	48	52	
	SNOWFLAKE JHS					
	TAYLOR INTER		60			
	TOL CHII KOOH CHARTE		21	30	9	
	LEUPP SCHOOLS		21	30	9	
	LITTLE SINGER		21			
	WHITERIVER UNIFIED D		23	23	14	
	ALCHESAY HS					
	SEVEN MILE		22		14	
	WHITERIVER		23	23		
	WHITERIVER JHS					
	MINSLOW UNIFIED DIST		33	36	34	
	BONNIE BRENNAN		31			
	JEFFERSON		30			
	WASHINGTON		37			
	MINSLOW HS					
	MINSLOW JHS			36	34	



ARIZONA PUPIL ACHIEVEMENT TESTING

MATHEMATICS NATIONAL INDIVIDUAL PERCENTILE RANK OCTOBER 1995

COUNTY	DISTRICT	SCHOOL	GRADE				TEN
			FOUR	SEVEN	TEN	TEN	
NATIONAL			46	46		48	
STATEWIDE			49	51		45	
PIMA			57	55		45	
	AJO UNIFIED DISTRICT		42	31		37	
	AJO		42	31		37	
	AJO JUNIOR/SENIOR						
	ALTAR VALLEY SCHOOL		49	49			
	ALTAR VALLEY MS		49	49			
	MARY E DILL						
	AMPHITHEATER UNIFIED		62	67		53	
	AMPHITHEATER HS						
	AMPHITHEATER MS			49		39	
	CANYON DEL ORO HS						
	COPPER CREEK		71			60	
	COPPER CREEK OPT		91				
	CORONADO		54	71			
	E C NASH		50				
	F O HOLAWAY		60				
	HELEN KEELING		46				
	L M PRINCE		32				
	LA CIMA MS						
	LAWRENCE W CROSS MS		62	55			
	LULU WALKER		76	81			
	MARION DONALDSON		68				
	MESA VERDE		49				
	RIO VISTA		87				
	WINIFRED HARELSON						
	CATALINA FOOTHILLS U		79	80		74	
	CANYON VIEW		72				
	CATALINA FOOTHILLS						
	ESPERERO CANYON MS		79	73		74	
	MANZANITA						
	ORANGE GROVE JHS			85			
	SUNRISE DRIVE		80				
							330



ARIZONA PUPIL ACHIEVEMENT TESTING

MATHEMATICS NATIONAL INDIVIDUAL PERCENTILE RANK OCTOBER 1995

COUNTY	DISTRICT SCHOOL	GRADE				TEN
		FOUR	SEVEN	TEN	TEN	
NATIONAL		46	46	48		
STATEWIDE		49	51	45		
	VENTANA VISTA MS	85	56			
	CONTINENTAL ELEM DIS	62	56			
	CONTINENTAL	62	56			
	FLOWING WELLS UNIFIE	55	56	60		
	CENTENNIAL	60		60		
	FLOWING WELLS HS		56			
	FLOWING WELLS JHS	55				
	HOMER DAVIS	47				
	LAGUNA	69				
	ROBERT RICHARDSON	41				
	WALTER DOUGLAS					
	INDIAN OASIS-BABOQUI	22	21	12		
	BABOQUIVARI HS					
	BABOQUIVARI JHS	22	21	12		
	TOPAWA INTERN					
	MARANA UNIFIED DISTR	54	58	43		
	BUTTERFIELD	65				
	DE GRAZIA	52				
	DESERT WINDS	46				
	ESTES	46				
	IRONWOOD	63				
	MARANA HS					
	MARANA JHS		51	39		
	MOUNTAIN VIEW HS					
	QUAIL RUN	51		46		
	ROADRUNNER	37				
	THORNYDALE	58				
	TORTOLITA JHS		63			
	PIMA COUNTY ADULT ED			18		332
	EDGE PROGRAM			18		



ARIZONA PUPIL ACHIEVEMENT TESTING

MATHEMATICS NATIONAL INDIVIDUAL PERCENTILE RANK OCTOBER 1995

COUNTY	DISTRICT	SCHOOL	GRADE						
			FOUR	SEVEN	TEN				
NATIONAL			46	46	48				
STATEWIDE			49	51	45				
	PPEP TECH				19				
	AVONDALE								
	CASA GRANDE				29				
	CHANDLER				11				
	DOUGLAS				19				
	SANDERS				12				
	SOMERITON				3				
	TUCSON				28				
	SAHUJARITA UNIFIED DI		39	43	36				
	SAHUJARITA		43	43	36				
	SAHUJARITA HS								
	SAHUJARITA JHS		29						
	SOPORI								
	SAN FERNANDO ELEM DI		52						
	SAN FERNANDO		52						
	SUNNYSIDE UNIFIED DI		46	39	26				
	APOLLO MS								
	CHAPARRAL JHS								
	CRAYCROFT		43	37	27				
	DESERT VIEW HS			35					
	DREXEL								
	ELVIRA		34						
	ESPERANZA		45						
	GALLEGO		41						
	LIBERTY		55						
	LOS AMIGOS		66						
	LOS NINOS		42						
	LOS RANCHITOS		46						
	MED LEARNING CTR		53						
	MISSION MANOR		40						
	OCTILLO		33						
	SANTA CLARA		45						
								334	



ARIZONA PUPIL ACHIEVEMENT TESTING

MATHEMATICS NATIONAL INDIVIDUAL PERCENTILE RANK OCTOBER 1985

COUNTY	DISTRICT	SCHOOL	GRADE				TEN	
			FOUR	SEVEN	TEN			
NATIONAL			46	46	48			
STATEWIDE			49	51	45			
		GRIJALVA	59	34				
		HENRY	58					
		HOKAM MS	80					
		HOLLADAY	29					
		HOLLINGER	57					
		HOMELL	56					
		HUDLOW	66					
		HUGHES	48					
		JEFFERSON PARK	53					
		KEEN	48					
		KELLOND	34					
		LAWRENCE	84					
		LINNEAVER	31					
		LYNN	58					
		LYONS		72				
		MAGEE MS	43					
		MALDONADO		49				
		MANSFELD MS	44					
		MANZO	57					
		MARSHALL		43				
		MAXWELL MS	34					
		MENLO PARK	42					
		MILES EXPLORATORY LE	37					
		MILLER	25					
		MISSION VIEW	56					
		MYERS		46				
		NAVILOR MS	40					
		OCHOA						
		PALO VERDE HS			41			
		PISTOR MS				24		
		PROJECT MORE				12		
		PROJECT PASS				38		
		PROJECT RISE				24		
		PUEBLO						
		PUEBLO GARDENS	42					
		REYNOLDS	55					
		RICHEY	96					
		RINCON						
		ROBERTS	35					
		ROBINS	59					
							338	



ARIZONA PUPIL ACHIEVEMENT TESTING

MATHEMATICS NATIONAL INDIVIDUAL PERCENTILE RANK OCTOBER 1985

COUNTY	DISTRICT	SCHOOL	GRADE				TEN	
			FOUR	SEVEN	TEN			
NATIONAL			46	46	48	48		
STATEWIDE			49	51	45	45		
		ROBISON	47	45	70	70		
		ROGERS	75	48	57	57		
		ROSKRUGE	39	48	44	44		
		SABINO HS	22	69	25	25		
		SAFFORD	60	64	14	14		
		SAFFORD MS	60	54	36	36		
		SAHUARO HS	54	48	96	96		
		SANTA RITA HS	62	69				
		SCHUMAKER	43	64				
		SECRIST MS	64	48				
		SENIOR HIGH ACCOM	67	48				
		SEWELL		56				
		SMITH		56				
		STEELE		39				
		TEEN-AGE PARENT PROG		19				
		TOLSON		47				
		TOM SOLENG		56				
		TOWNSEND MS		54				
		TUCSON MAGNET		89				
		TULLY		44				
		UNIVERSITY HS		63				
		UTTERBACK MS		60				
		VAIL MS		67				
		VALENCIA MS		46				
		VAN BUSKIRK		69				
		VAN HORNE		43				
		VESEY		47				
		WAKEFIELD MS		56				
		WARREN		54				
		WHEELER		89				
		WHITE		44				
		WHITMORE		63				
		WRIGHT		60				
		WRIGHTSTOWN		67				
		VAIL ELEM DISTRICT		68			340	
		ACACIA		54				
		DESERT WILLOW		67				
		VAIL ELEM DISTRICT		339				



ARIZONA PUPIL ACHIEVEMENT TESTING

MATHEMATICS NATIONAL INDIVIDUAL PERCENTILE RANK OCTOBER 1995

COUNTY	DISTRICT	SCHOOL	GRADE				TEN
			FOUR	SEVEN	TEN	TEN	
NATIONAL			46	46	48		
STATEWIDE		OLD VAIL MS	49	51	45		
		ZIMMERMAN ACCOM SCHL		68			
		ZIMMERMAN ACCOMM					
							342



ARIZONA PUPIL ACHIEVEMENT TESTING

MATHEMATICS NATIONAL INDIVIDUAL PERCENTILE RANK OCTOBER 1985

COUNTY	DISTRICT	SCHOOL	GRADE				TEN
			FOUR	SEVEN	TEN	TEN	
NATIONAL			46	46	48		
STATEWIDE			49	51	45		
PINAL			38	37	35		
	APACHE JUNCTION UNIF		49	46	60		
	APACHE JUNCTION HS			46	60		
	APACHE JUNCTION JHS						
	DESERT VISTA		56				
	FOUR PEAKS		38				
	GOLD CANYON		50				
	SUPERSTITION MTN		43				
	CASA GRANDE ELEM DIS		35	32			
	CASA GRANDE JHS			32			
	CASA GRANDE UNION HS				30		
	CHOLLA		42				
	COTTONWOOD		43				
	EVERGREEN		26				
	IRONWOOD		34				
	MESQUITE		25				
	OCOTILLO		30				
	SAGUARO		42				
	CASA GRANDE UNION H.				30		
	CASA GRANDE UNION HS				30		
	COOLIDGE UNIFIED DIS		29	35	21		
	COOLIDGE HS						
	MCCRAY JHS		29	35	21		
	NORTH						
	ELOY ELEM DISTRICT		25	26			
	ELOY INTER						
	ELOY JHS		25	26			
	FLORENCE UNIFIED DIS		42	39	30		
	FLORENCE		42				

343

344

BEST COPY AVAILABLE



ARIZONA PUPIL ACHIEVEMENT TESTING

MATHEMATICS NATIONAL INDIVIDUAL PERCENTILE RANK OCTOBER 1995

COUNTY	DISTRICT	SCHOOL	GRADE						
			FOUR	SEVEN	TEN				
NATIONAL			46	46	48				
STATEWIDE			49	51	45				
	J O COMBS	FLORENCE HS	46	39	30				
		FLORENCE MS	46	31					
	J O COMBS	J O COMBS ELEM DISTR	46	31					
		MAMMOTH SAN MANUEL U	47	39	36				
		AVENUE B	47	39					
		GARDNER MS	47	39					
		MAMMOTH	47	39					
		SAN MANUEL HS	47	39					
		MARICOPA UNIFIED DIS	36	40	36				
		MARICOPA	36	40	29				
		MARICOPA HS	31						
		MARICOPA MS	31						
		MARY C O'BRIEN ELEM	31						
		MARY C O'BRIEN ACCOM	31						
		ORACLE ELEM DISTRICT	39	52					
		MOUNTAIN VISTA	39	52					
		PICACHO ELEM DISTRICT	50	38					
		PICACHO	50	38					
		RAY UNIFIED DISTRICT	44	55	36				
		KEARNY	44	55					
		KEARY PRIMARY	44	55					
		RAY HS	44	55	36				
								346	



ARIZONA PUPIL ACHIEVEMENT TESTING

MATHEMATICS NATIONAL INDIVIDUAL PERCENTILE RANK OCTOBER 1995

COUNTY	DISTRICT	SCHOOL	GRADE				TEN	
			FOUR	SEVEN	SEVEN	TEN		
NATIONAL			46		46		48	
STATEWIDE			49		51		45	
	RED ROCK ELEM DISTRI		42		45			
	RED ROCK		42		45			
	SACATON ELEM DISTRICT		36		22			
	SACATON		36		22			
	SACATON MS							
	SANTA CRUZ VLY U H S						29	
	SANTA CRUZ VALLEY HS						29	
	STANFIELD ELEM DISTR		37		32			
	STANFIELD		37		32			
	SUPERIOR UNIFIED DIS		43		42		33	
	KENNEDY		43		42			
	ROOSEVELT							
	SUPERIOR HS						33	
	TOLTEC ELEM DISTRICT		30		45			
	TOLTEC		30		45			
								348



ARIZONA PUPIL ACHIEVEMENT TESTING

MATHEMATICS NATIONAL INDIVIDUAL PERCENTILE RANK OCTOBER 1995

COUNTY	DISTRICT	SCHOOL	GRADE						
			FOUR	SEVEN	TEN				
NATIONAL			46	46	48				
STATEWIDE			49	51	45				
SANTA CRUZ			45	33	24				
		NOGALES UNIFIED DIST	49	28	24				
		A J MITCHELL	25		19				
		ALTERNATIVE HS	73						
		CHALLENGER	39						
		LINCOLN	59						
		MARY WELTY							
		NOGALES HS		28	25				
		PIERSON MS	63						
		VASQUEZ DE CORONADO		29					
		WADE CARPENTER MS							
		PATAGONIA ELEM DISTR	34						
		PATAGONIA	34						
		PATAGONIA UNION HIGH		60	47				
		PATAGONIA UHS		60	47				
		PRIMERIA ALTA LRNG			7				
		PRIMERIA ALTA			7				
		SANTA CRUZ ELEM DIST	83	33					
		SANTA CRUZ		33					
		SANTA CRUZ VALLEY UN	83	33	22				
		CALABASAS	33	41					
		MOUNTAIN VIEW	33	41					
		RIO RICO HS			22				
		SONOITA ELEM DISTRIC	64						
		ELGIN	64					350	



ARIZONA PUPIL ACHIEVEMENT TESTING

MATHEMATICS NATIONAL INDIVIDUAL PERCENTILE RANK OCTOBER 1995

COUNTY	DISTRICT	SCHOOL	GRADE							TEN
			FOUR	SEVEN	TEN	THIRTEEN	SIXTEEN	NINETEEN	TWENTY-TWO	
NATIONAL			46	46	48					
STATEWIDE			49	51	45					
YAVAPAI			52	57	51					
	ASH FORK UNIFIED DIS		49	46	24					
	ASH FORK		49	46						
	ASH FORK HS									
	BAGDAD UNIFIED DISTR		42	60	24					
	BAGDAD HS		42	60	24					
	DAVID C LINCOLN		47	50	57					
	BEAVER CREEK ELEM DI		47	50	57					
	BEAVER CREEK									
	CAMP VERDE UNIFIED D		45	57	54					
	CAMP VERDE		45							
	CAMP VERDE HS									
	CAMP VERDE MS									
	CANON ELEM DISTRICT		35	36						
	CANON		35	36						
	CANON MS									
	CHINO VALLEY UNIFIED		52	61	45					
	CHINO VALLEY HS									
	DEL RIO		52	61	45					
	HERITAGE MS									
	CLARKDALE-JEROME ELE		51	58						
	CLARKDALE JEROME		51	58						
	COTTONWOOD OAK CRK ELE		45	51						
	COTTONWOOD		35	51						352



ARIZONA PUPIL ACHIEVEMENT TESTING

MATHEMATICS NATIONAL INDIVIDUAL PERCENTILE RANK OCTOBER 1985

COUNTY	DISTRICT	SCHOOL	GRADE						
			FOUR	SEVEN	TEN				
NATIONAL			46	46	48				
STATEWIDE			49	51	45				
		COTTONWOOD MS	52	50					
		DANIEL BRIGHT	46	55					
		OAK CREEK		90					
		CROWN KING ELEM DIST		90					
		CROWN KING		45					
		EXCEL EDUC CTRS INC		71					
		EXCEL COTTONWOOD		36					
		EXCEL PRESCOTT							
		EXCEL WILLIAMS							
		HILLSIDE ELEM DISTRI		39					
		HILLSIDE		39					
		HUMBOLDT UNIFIED DIS	50	49					
		BRADSHAW MOUNTAIN HS		48					
		BRADSHAW MTN JHS							
		COYOTE SPRINGS	45						
		HUMBOLDT ELEMENTARY	48						
		LAKE VALLEY	46						
		LIBERTY	52						
		MOUNTAIN VIEW	57	63					
		KIRKLAND ELEM DISTRI	36						
		KIRKLAND	36						
		MAYER UNIFIED DISTRI	39	51					
		MAYER	39	51					
		MAYER HS							
		MINGUS SPRGS CHARTER	37	85					
		MINGUS SPRINGS CHART	37	85					
									354



ARIZONA PUPIL ACHIEVEMENT TESTING

MATHEMATICS

NATIONAL INDIVIDUAL PERCENTILE RANK

OCTOBER 1985

COUNTY DISTRICT SCHOOL	GRADE				TEN	356
	FOUR	SEVEN	TEN	TEN		
NATIONAL	46	46	48			
STATEWIDE	49	51	45			
MINGUS UNION H.S.			56			
MINGUS UHS			56			
PRESCOTT UNIFIED DIS	65	68	57			
ABIA JUDD	61					
DEXTER	53					
GRANITE MOUNTAIN MS		73				
LINCOLN	82					
MILLER VALLEY	68					
PRESCOTT HS						
PRESCOTT MILE HIGH	71	65	57			
TAYLOR HICKS	56					
WASHINGTON						
SEDONA CHARTER SCHL	58					
SEDONA CHARTER	58					
SEDONA-OAKCREEK UNIF	51	60	46			
BIG PARK COMMUNITY	51	66	46			
SEDONA RED ROCK HS	51	55				
WEST SEDONA	52	74	25			
SELIGMAN UNIFIED DIS	52	74	25			
SELIGMAN						
SELIGMAN HS						
SKULL VALLEY ELEM DI	63					
SKULL VALLEY	63					
YARNELL ELEM DISTRICT	31					
YARNELL	31					
						356



ARIZONA PUPIL ACHIEVEMENT TESTING

MATHEMATICS NATIONAL INDIVIDUAL PERCENTILE RANK OCTOBER 1995

COUNTY	DISTRICT	SCHOOL	GRADE				
			FOUR	SEVEN	TEN		
NATIONAL			46	46	48		
STATEWIDE			49	51	45		
YUMA			35	37	32		
	ANTELOPE UNION H.S.						
	ANTELOPE UHS						
	CRANE ELEM DISTRICT		41	40	36		
	CRANE JHS						
	CRANE PUEBLO		44	40	36		
	H L SLYERKRUP		32				
	RANCHO VIEJO		27				
	RONALD REAGAN FUND		64				
	VALLEY HORIZON		32				
	GADSDEN ELEM DISTRICT		20	22			
	GAOSDEN		20	22			
	SAN LUIS MS						
	HYDER ELEM DISTRICT		40	40			
	DATELAND		40	40			
	MOHAWK VALLEY ELEM D		29	40			
	MOHAWK VALLEY		29	40			
	SOMERTON ELEM DISTRICT		25	25			
	DESERT SONORA		23				
	ORANGE GROVE		31				
	SOMERTON MS						
	THE LEARN CENTER SCH				21		
	LEARN CENTER				21		
							358




ARIZONA PUPIL ACHIEVEMENT TESTING

MATHEMATICS NATIONAL INDIVIDUAL PERCENTILE RANK OCTOBER 1995

COUNTY	DISTRICT	SCHOOL	GRADE				TEN	
			FOUR	SEVEN				
NATIONAL			46	46		48		
STATEWIDE			49	51		45		
	MELLTON ELEM DISTRICT		30	25				
	MELLTON		30	25				
	YUMA ELEM DISTRICT		39	41				
	ALICE BYRNE		47					
	C W MCGRAW		41					
	CARVER		23					
	FOURTH AVE JHS			26				
	GILA VISTA JHS			45				
	GWYNETH HAM		42					
	JAMES B ROLLE		46					
	JAMES D PRICE		55					
	MARY A OTONDO		38					
	MARY E POST		44					
	O C JOHNSON		38					
	PALMCROFT		42					
	PECAN GROVE		25					
	WOODARD JHS			47				
	YUMA UNION H. S.					32		
	CIBOLA HS					35		
	KOFA HS					35		
	VISTA					14		
	YUMA HS					29		
							360	

TM 026039



U.S. DEPARTMENT OF EDUCATION
Office of Educational Research and Improvement (OERI)
Educational Resources Information Center (ERIC)



REPRODUCTION RELEASE

(Specific Document)

I. DOCUMENT IDENTIFICATION:

Title: <i>State wide Report for Arizona Pupil Achievement Testing and Appendices.</i>	
Author(s): <i>Arizona Department of Education</i>	
Corporate Source: <i>Arizona Department of Education</i>	Publication Date: <i>July 1996</i>

II. REPRODUCTION RELEASE:

In order to disseminate as widely as possible timely and significant materials of interest to the educational community, documents announced in the monthly abstract journal of the ERIC system, *Resources in Education* (RIE), are usually made available to users in microfiche, reproduced paper copy, and electronic/optical media, and sold through the ERIC Document Reproduction Service (EDRS) or other ERIC vendors. Credit is given to the source of each document, and, if reproduction release is granted, one of the following notices is affixed to the document.

If permission is granted to reproduce the identified document, please CHECK ONE of the following options and sign the release below.

Sample sticker to be affixed to document

Sample sticker to be affixed to document

Check here
Permitting microfiche (4"x 6" film), paper copy, electronic, and optical media reproduction

"PERMISSION TO REPRODUCE THIS MATERIAL HAS BEEN GRANTED BY

Sample

TO THE EDUCATIONAL RESOURCES INFORMATION CENTER (ERIC)."

Level 1

"PERMISSION TO REPRODUCE THIS MATERIAL IN OTHER THAN PAPER COPY HAS BEEN GRANTED BY

Sample

TO THE EDUCATIONAL RESOURCES INFORMATION CENTER (ERIC)."

Level 2

or here
Permitting reproduction in other than paper copy.

Sign Here, Please

Documents will be processed as indicated provided reproduction quality permits. If permission to reproduce is granted, but neither box is checked, documents will be processed at Level 1.

"I hereby grant to the Educational Resources Information Center (ERIC) nonexclusive permission to reproduce this document as indicated above. Reproduction from the ERIC microfiche or electronic/optical media by persons other than ERIC employees and its system contractors requires permission from the copyright holder. Exception is made for non-profit reproduction by libraries and other service agencies to satisfy information needs of educators in response to discrete inquiries."

Signature: <i>Linda Edgington</i>	Position: <i>Librarian II</i>
Printed Name: <i>Linda Edgington</i>	Organization: <i>AZ Dept. of Education</i>
Address: <i>Az. Dept. of Education 1535 W. Jefferson Phoenix AZ 85007</i>	Telephone Number: <i>(602) 542-5416</i>
	Date: <i>7/24/96</i>



THANK YOU

OVE

III. DOCUMENT AVAILABILITY INFORMATION (FROM NON-ERIC SOURCE):

If permission to reproduce is not granted to ERIC, or, if you wish ERIC to cite the availability of this document from another source, please provide the following information regarding the availability of the document. (ERIC will not announce a document unless it is publicly available, and a dependable source can be specified. Contributors should also be aware that ERIC selection criteria are significantly more stringent for documents which cannot be made available through EDRS).

Publisher/Distributor:	
Address:	
Price Per Copy:	Quantity Price:

IV. REFERRAL OF ERIC TO COPYRIGHT/REPRODUCTION RIGHTS HOLDER:

If the right to grant reproduction release is held by someone other than the addressee, please provide the appropriate name and address:

Name and address of current copyright/reproduction rights holder:
Name:
Address:

V. WHERE TO SEND THIS FORM:

Send this form to the following ERIC Clearinghouse: Acquisitions ERIC/ECEE 805 West Pennsylvania Ave. Urbana, IL. 61801

If you are making an unsolicited contribution to ERIC, you may return this form (and the document being contributed) to: