

ED 400 865

JC 960 579

AUTHOR Winch, Cheryl; And Others
 TITLE Placement Survey Report: North Hennepin Community College 1994-1995 Graduates.
 INSTITUTION North Hennepin Community Coll., Minneapolis, MN. Office of Research and Planning.
 PUB DATE Jul 96
 NOTE 191p.
 PUB TYPE Statistical Data (110) -- Reports - Research/Technical (143) -- Tests/Evaluation Instruments (160)

EDRS PRICE MF01/PC08 Plus Postage.
 DESCRIPTORS *Associate Degrees; *College Graduates; College Transfer Students; Community Colleges; *Educational Certificates; Graduate Surveys; *Job Placement; *Outcomes of Education; *Student Characteristics; Two Year Colleges; Vocational Followup
 IDENTIFIERS North Hennepin Community College MN

ABSTRACT

Comprised primarily of data tables, this report presents findings from a survey conducted by Minnesota's North Hennepin Community College (NHCC) to determine outcomes for the 779 graduates from 1994-95. Following an introduction describing the study methodology and indicating that 672 graduates returned completed surveys, the first section presents overall findings for the graduates, including degrees awarded by type (i.e., Associate in Arts (AA), Associate in Science (AS), Associate in Applied Science (AAS), and certificates) and gender; numbers and percentages of graduates transferring and attaining employment; and graduate status by program. The next section focuses on AA graduates, presenting tables on the numbers of transfers to area colleges for students in arts and humanities, professions, science and mathematics, social science, and unknown or undecided majors. This section also presents data on the number of employed AA graduates by employer and job title. The third section focuses on AAS graduates, presenting employment status of graduates from the accounting, administrative management, architectural drafting, automotive, building inspection, business management, electronics, fire protection, fluid power, graphic design, manufacturing management, mechanical drafting and design, medical records, and radiologic programs. The fourth section presents employment outcomes for AS graduates from the law enforcement, legal assistant, medical laboratory, noninvasive cardiology, nursing, pre-business administration, and pre-engineering programs. The final section presents outcomes for graduates receiving certificates in the administrative assistant and building inspection programs. The survey instrument and a cover letter are appended.
 (HAA)

 * Reproductions supplied by EDRS are the best that can be made *
 * from the original document. *

PLACEMENT SURVEY REPORT
NORTH HENNEPIN COMMUNITY COLLEGE
1994-1995 GRADUATES

JULY 1996

Prepared by the North Hennepin Community College
 Research and Planning Office

Cheryl Winch, Pat Claggett,
 Rose Lewis, Lisa Krieger

U.S. DEPARTMENT OF EDUCATION
 Office of Educational Research and Improvement
 EDUCATIONAL RESOURCES INFORMATION
 CENTER (ERIC)

This document has been reproduced as
 received from the person or organization
 originating it
 Minor changes have been made to improve
 reproduction quality

• Points of view or opinions stated in this docu-
 ment do not necessarily represent official
 OERI position or policy

PERMISSION TO REPRODUCE THIS
 MATERIAL HAS BEEN GRANTED BY

_____ C. Winch _____

TO THE EDUCATIONAL RESOURCES
 INFORMATION CENTER (ERIC)."

JE 960 579

BEST COPY AVAILABLE

5

CONTENTS

4

TABLE OF CONTENTS

INTRODUCTION.....	1
CHARTS	
DEGREE TYPES.....	6
TABLE 1 DISTRIBUTION OF DEGREES AWARDED BY SEX.....	7
ALL GRADUATES: SEX.....	8
AA GRADUATES: TRANSFER SCHOOLS.....	9
AA GRADUATES: TRANSFER MAJORS.....	10
AAS AND AS GRADUATES: PLACEMENT.....	11
SUMMARY OF GRADUATE STATUS BY PROGRAM.....	12
ASSOCIATE IN ARTS GRADUATES	
ARTS & HUMANITIES MAJORS.....	14
PROFESSIONS MAJORS.....	15
SCIENCE/MATH MAJORS.....	17
SOCIAL SCIENCE MAJORS.....	18
UNKNOWN/UNDECIDED MAJORS.....	19
NON-TRANSFER.....	20
ASSOCIATE IN APPLIED SCIENCE GRADUATES	
ACCOUNTING TECHNOLOGY.....	23
ADMINISTRATIVE MANAGEMENT.....	27
ARCHITECTURAL DRAFTING TECHNOLOGY.....	30
AUTOMOTIVE TECHNOLOGY.....	32
BUILDING INSPECTION TECHNOLOGY.....	34
BUSINESS MANAGEMENT.....	36
ELECTRONICS TECHNOLOGY.....	38

TABLE OF CONTENTS (continued)

FIRE PROTECTION.....	40
FLUID POWER TECHNOLOGY	42
GRAPHIC DESIGN	44
MANUFACTURING MANAGEMENT	46
MECHANICAL DRAFTING & DESIGN TECHNOLOGY	48
MEDICAL RECORDS TECHNOLOGY.....	50
RADIOLOGIC TECHNOLOGY	52

ASSOCIATE IN SCIENCE GRADUATES

LAW ENFORCEMENT	54
LEGAL ASSISTANT	59
MEDICAL LABORATORY TECHNOLOGY	64
NONINVASIVE CARDIOLOGY	66
NURSING.....	68
PRE-BUSINESS ADMINISTRATION.....	76
PRE-ENGINEERING.....	78

CERTIFICATE GRADUATES

ADMINISTRATIVE ASSISTANT.....	80
BUILDING INSPECTION TECHNOLOGY	82

APPENDIX

PLACEMENT SURVEY COVER LETTER.....	84
PLACEMENT SURVEY	85

INTRODUCTION

INTRODUCTION

SURVEY PROCEDURE

During Fall quarter the NHCC Research and Planning office mails the Placement Survey forms (cover letter and questionnaire; see the Appendix) to the previous fiscal year's graduates. Those who do not respond to the initial mailing are sent a second questionnaire. We then try to contact by phone any non-respondents to the second mailing. Finally, we use a purchased commercial skip-tracing service to try to track any graduates with incorrect mailing addresses. Following several such attempted contacts, we tally any remaining non-respondents as such in the Placement Survey Report.

That procedure has resulted in very high return rates on the placement survey, as shown by the tally to the right.

We end our mail and phone contact attempts in the Winter quarter. We then prepare a data-base composed of the responses from the returned questionnaires and telephone contacts. Those data entries are severed from the graduate's names in order to ensure confidentiality. We then sort, tally, and compile the responses into the Placement Survey Report.

<u>PLACEMENT SURVEY RETURNS</u>			
<u>FISCAL YEAR</u>	<u>NUMBER OF GRADUATES</u>	<u>NUMBER OF RESPONDENTS</u>	<u>PERCENT RETURN RATE</u>
77-78	486	415	86%
78-79	454	418	92%
79-80	487	425	87%
80-81	510	420	82%
81-82	534	441	83%
82-83	534	451	84%
83-84	537	482	90%
84-85	523	462	88%
85-86	535	450	84%
86-87	550	444	81%
87-88	643	586	91%
88-89	586	558	95%
89-90	712	666	94%
90-91	724	657	91%
91-92	749	652	87%
92-93	875	701	80%
93-94	826	735	89%
94-95	779	672	86%
TOTAL	11,044	9635	87%
AVERAGE	614	535	

INTRODUCTION (continued)

REPORT FORMAT

AA Graduates

As shown in the Table of Contents, this report presents Placement Survey data for each degree type (Associate in Arts, Associate in Applied Science, Associate in Science, and Certificate) and, within those categories, for each major or program for which degrees were awarded.

We sort and tally Associate in Arts respondents into five transfer categories (by stated major), a non-transfer group, and one non-respondent category. Those categories, with the majors which are subsumed under them, are:

A. Arts and Humanities Transfer Majors

Art	Liberal Arts	Religion
English	Music	Speech
Languages	Philosophy	Theater

B. Professions Transfer Majors

Accounting	Education	Law
Architecture	Engineering	Library
Business	Graphic Design	Management
Communications	Journalism	Medicine
		Social Work

INTRODUCTION (continued)

- | | | | |
|---|-----------------------------------|---|-------------------------|
| C. <u>Science and Math Transfer Majors</u> | Astronomy
Biology
Chemistry | Computer Science
Forestry
Geology | Mathematics
Physics |
| D. <u>Social Science Transfer Majors</u> | Anthropology
Economics | History
Political Science | Psychology
Sociology |
| E. <u>Unknown/Undecided Transfer Majors</u> | | | |
| F. <u>Non-Transfers</u> | | | |

We tally those Associate in Arts respondents once only, and present placement data for them according to this process:

- A. First, those in school, according to their transfer major.
- B. Next, those working and not in school.
- C. Finally, those who are neither in school nor working.

INTRODUCTION (continued)

AAS, AS, & Certificate Graduates

The method for tallying Associate in Applied Science, Associate in Science, and Certificate respondents follows the requirements of the HECB Occupational Graduate Follow-up procedures:

- A. First, those continuing their education who indicated (1) they were admitted to a program, (2) were enrolled for six or more credits, and (3) education was more important than employment, if employed.
- B. Of the remainder: those ineligible for placement if they were unemployed and not seeking employment.
- C. Of the remainder: those working 30 hours a week or more for four or more weeks were classified as full-time employment. Those working less than 30 hours per week for less than four weeks were classified as part-time/short-term. Those who said their employment was Strongly Related or Related to their education were classified as related employment. Those who indicated their employment as slightly related or not related to their education, or did not indicate the relationship between employment and education, were classified as unrelated.
- D. The remainder: those neither working nor attending school.

To ensure respondent's privacy, we report average wages only.

nb: Percentages in this report are rounded to the nearest whole number, hence may not total to 100%.

INTRODUCTION (continued)

FIGURES

This report contains charts of selected information from the Placement Survey. The figures on the following pages show (1) the percentages of degree types for all the graduates, (2) the sex distribution for all the graduates, and (3) the transfer schools of the AA graduates.

Those charts are based on 672 responses received from 779 graduates on the 94-95 Placement Survey (86% response rate). The responses include those from 370 of the 434 AA graduates (85% response rate), 103 of the 119 AAS graduates (87% response rate), 175 of the 210 AS graduates (83% response rate), and 14 of the 17 CERT graduates (82% response rate).

1994-1995 PLACEMENT STATISTICS

779	TOTAL GRADUATES	
	434 AA Graduates	
	119 AAS Graduates	
	210 AS Graduates	
	16 CERT Graduates	
672	RESPONDENTS	
	370 AA Graduate Respondents	
	103 AAS Graduate Respondents	
	175 AS Graduate Respondents	
	14 CERT Graduate Respondents	
10	REFUSED TO RESPOND TO SURVEY	
2	UNABLE TO LOCATE GRADUATE	
105	NON-RESPONDENTS	
	53 local, mailed twice, & called three times	
	8 long distance, mailed twice, & called twice	
	58 mailed twice, but bad phone numbers	
<hr/> <hr/>	86%	RESPONSE RATE



CHARTS

ALL GRADUATES: DEGREE TYPES

This figure shows the percentages of degree types among all the 94-95 graduates. Slightly more than half of the graduates received Associate in Arts degrees, while over a quarter received Associate in Science degrees.

Compared to the 93-94 graduates, there was a one percent increase in Associate in Arts degree, along with a one percent increase in Certificates awarded. Associate in Science degrees decreased by four percent, while the AAS degrees remained constant.

Table 1 (page 7) shows detailed information on the number of degrees by degree type and specialty including the sex differences for each degree and specialty.

PLACEMENT SURVEY 94-95 GRADUATES
ALL GRADUATES: DEGREE TYPES

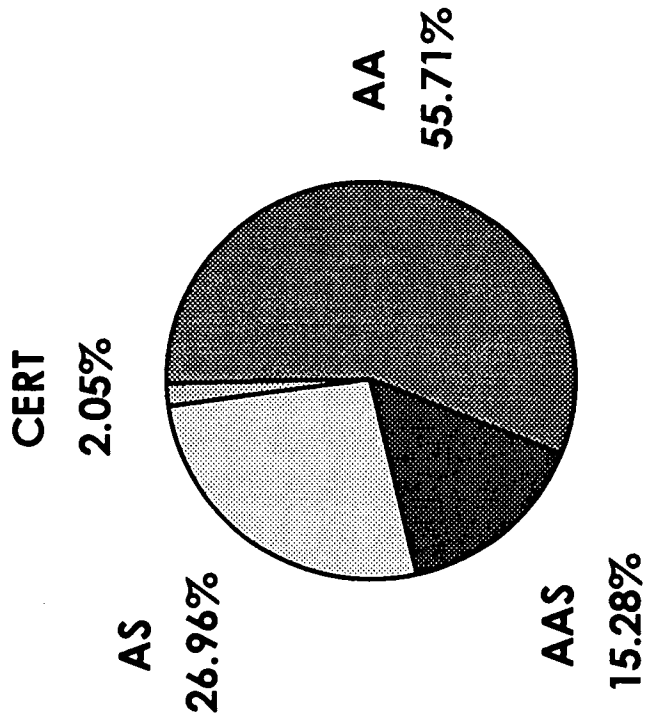
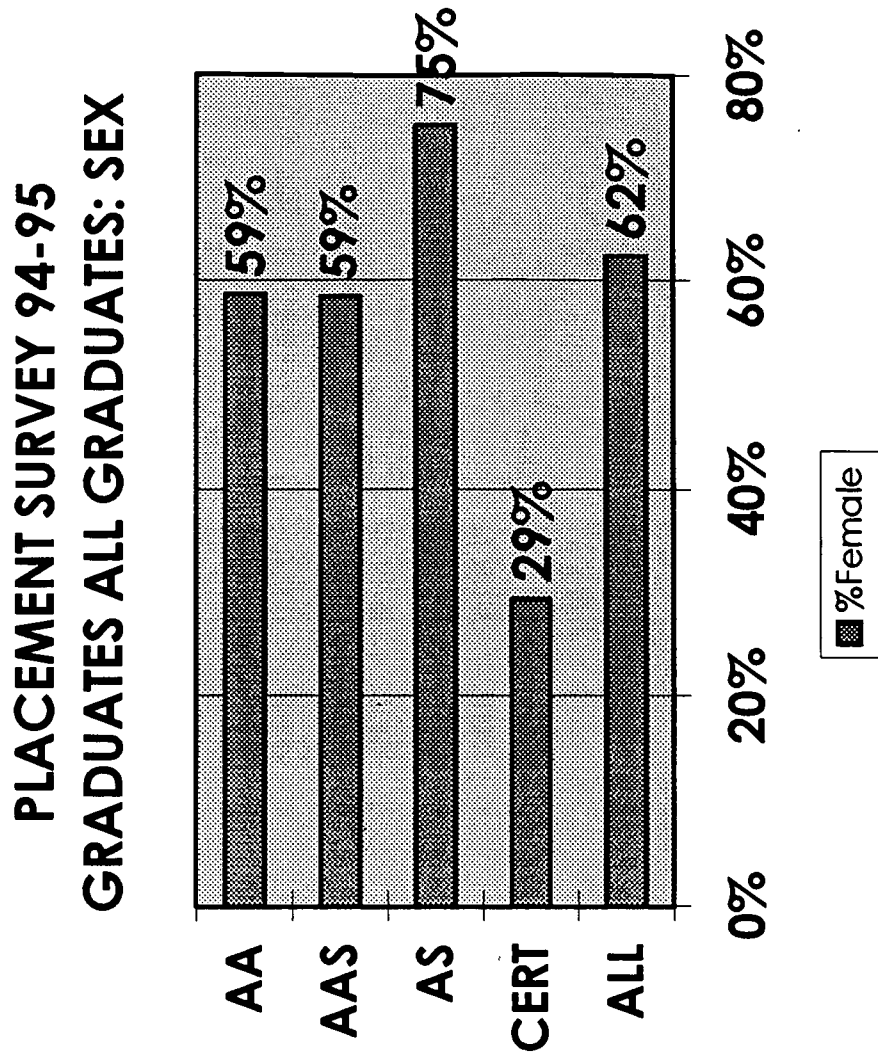


TABLE 1: DISTRIBUTION OF DEGREES AWARDED BY SEX

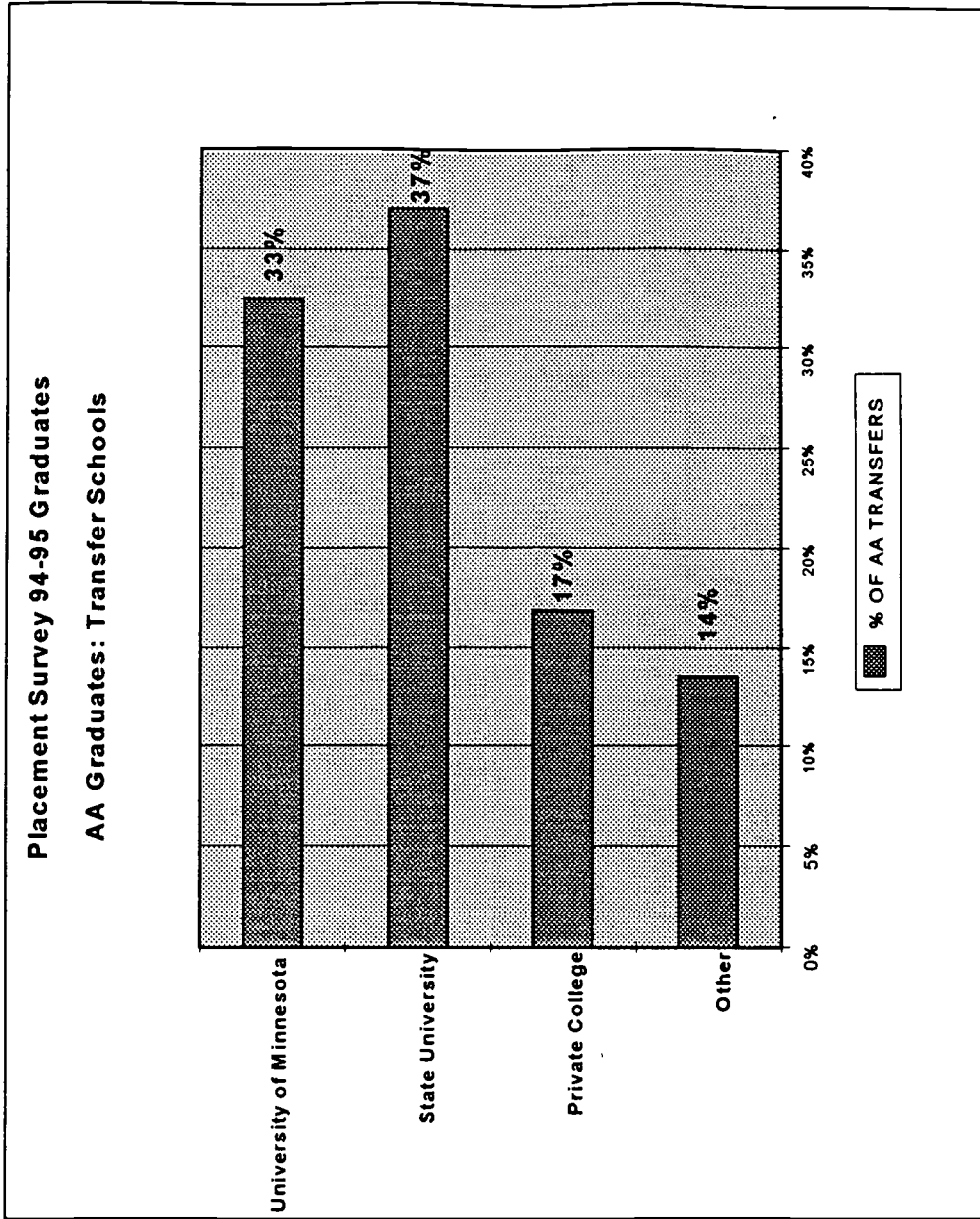
1994-1995 GRADUATES						
TRANSFER MAJOR/SPECIALTY	TOTAL	PERCENT TOTAL	PERCENT DEGREE	FEMALES NUMBER	MALES NUMBER	PERCENT FEMALE
AA GRADUATES						
Total	779			487	292	63%
Arts & Humanities	434	56%	-----	255	179	59%
Professions	18	2%	4%	16	2	89%
Science/Math	151	19%	35%	77	74	51%
Social Science	21	3%	5%	11	10	52%
Unknown/Undecided	50	6%	12%	39	11	78%
Non-Transfers	3	0%	1%	2	1	67%
Non-Respondents	127	16%	29%	68	59	54%
	64	8%	15%	42	22	66%
AAS GRADUATES						
Total	119	15%	-----	70	49	0%
Accounting Technology	28	4%	24%	24	4	86%
Administrative Management	17	2%	14%	15	2	88%
Architectural Drafting Technology	3	0%	3%	1	2	33%
Automotive Technology	13	2%	11%	11	2	85%
Building Inspection Technology	4	1%	3%	3	1	75%
Electronic Technology	1	0%	1%	1	0	100%
Fire Protection Technology	9	1%	8%	8	1	89%
Fluid Power Technology	1	0%	1%	1	0	100%
Graphic Design	13	2%	11%	9	4	69%
Manufacturing Management	7	1%	6%	6	1	86%
Marketing	1	0%	1%	1	0	100%
Mechanical Drafting & Design	5	1%	4%	5	0	100%
Medical Records Technology	11	1%	9%	5	6	45%
Middle Management	1	0%	1%	1	0	100%
Radiologic Technology	3	0%	1%	1	2	33%
Retailing	1	0%	1%	1	0	100%
Unknown	1	0%	1%	1	0	100%
AS GRADUATES						
Total	210	27%	-----	157	53	75%
Law Enforcement	50	6%	24%	12	38	24%
Legal Assistant	49	6%	23%	46	3	94%
Medical Laboratory Technology	5	1%	2%	5	0	100%
Noninvasive Cardiology	3	0%	1%	2	1	67%
Nursing	92	12%	44%	86	6	93%
Pre Business Administration	7	1%	3%	4	3	57%
Pre Engineering	4	1%	2%	2	2	50%
CERTIFICATE GRADUATES						
Total	16	2%	-----	5	11	31%
Administrative Assistant	3	0%	1%	3	0	100%
Building Inspection Technology	13	2%	6%	2	11	15%

ALL GRADUATES: SEX

This figure shows the sex distribution for the 94-95 graduates including differences by degree type. Overall, 62% of the graduates were female. 59% of the AA graduates were female. 59% of the AA graduates were female. Female graduates in the Associate in Applied Science programs increased by eight percent over last year: only slightly more than half were female in 93-94. Female Associate in Science graduates increased 1% in 94-95, while 29% of the 17 Certificate graduates were female. Table 1 (page 7) shows detailed information by program for sex differences.



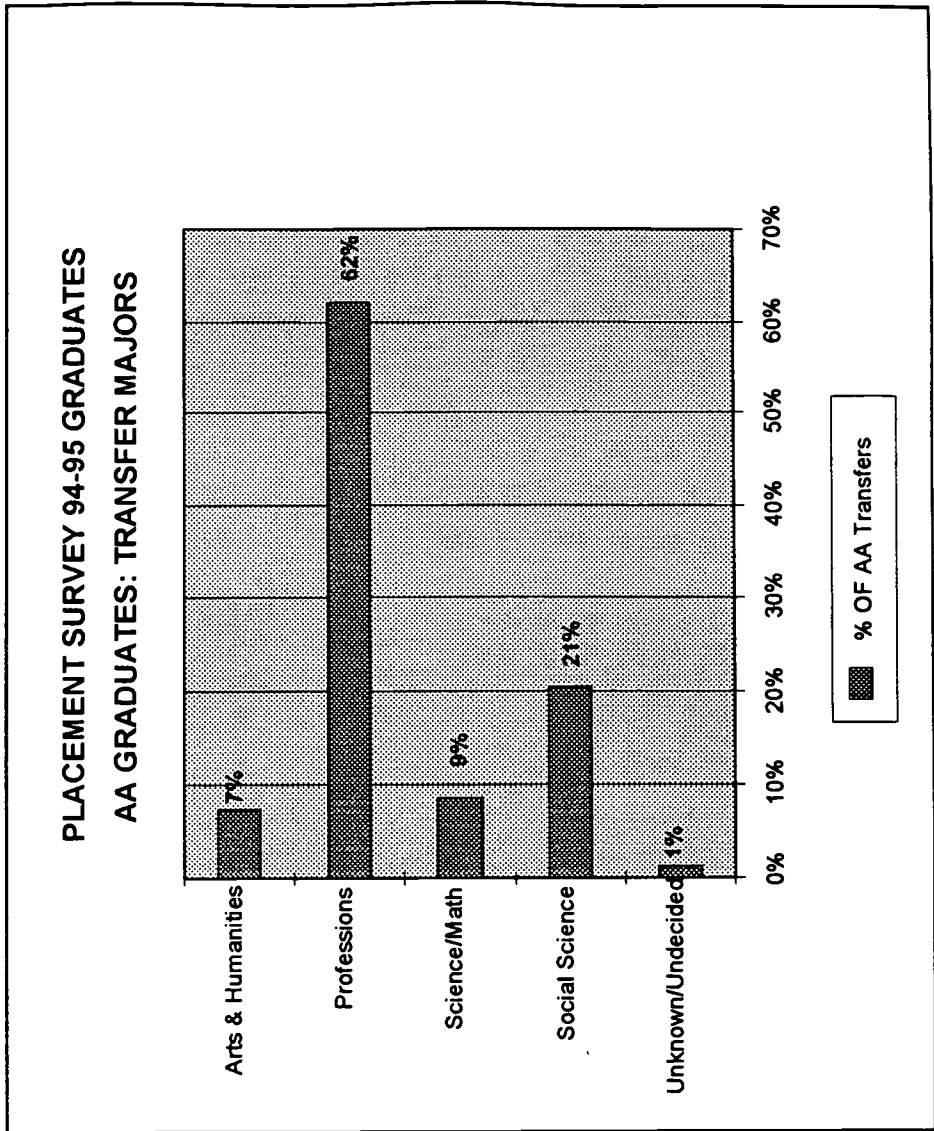
AA GRADUATES: TRANSFER SCHOOLS



Fewer of the total 94-95 AA graduates transferred (66%) than did in 93-94 (69%). This figure shows Minnesota State Universities continued to be the primary transfer destination, followed by the University of Minnesota, Private Colleges in Minnesota, and other two and four-year colleges.

Compared to 93-94 AA graduates, current AA graduates were more likely to choose the University of Minnesota, slightly more likely to choose private or other colleges, and less likely to choose Minnesota State Universities.


AA GRADUATES: TRANSFER MAJORS



This figure shows the transfer majors of the 94-95 graduates. More than half of the AA transfers were majoring in the professions; over twenty percent in Social Science; and less than ten percent in the Arts & Humanities and Science & Math areas.

Compared to the 93-94 graduates, current graduates were more likely to major in Liberal Arts subjects: Social Science (21% vs. 13%), Science & Math (9% vs. 7%), and the Arts & Humanities (7% vs. 4%), and less likely to major in the Professions (62% vs. 70%).

AAS AND AS GRADUATES: PLACEMENT



This figure shows the placement outcomes for graduates from the two occupational degree programs. AAS graduates were more likely to be employed full-time in related jobs (54% vs. 46%) and in part-time unrelated jobs (2% vs. 1%). AS graduates were more likely to be in Full-time unrelated (11% vs. 9%) and part-time related jobs (15% vs. 3%). Seventy eight percent of the AAS degrees were employed, while ninety-one percent of the AS graduates were employed.

INSTITUTIONAL SUMMARY OF GRADUATE STATUS BY PROGRAM
 NORTH HENNEPIN COMMUNITY COLLEGE 1994-95 GRADUATES

PROGRAM CLASSIFICATION CIP CODE	SUMMARY BY STATUS				IN THE LABOR FORCE						
	TOTAL GRADUATES N %	In the Labor Force N %	Not in the Labor Force N %	Continuing Education N %	Status Unknown N %	RELATED EMPLOYMENT		UNRELATED EMPLOYMENT		UNEMPLOYED	
						FULL-TIME N %	Part-Time Short-term N %	FULL-TIME N %	Part-Time Short-term N %		
Accounting Technology AAS 52030100	28 100.0%	21 75.0%	0 0.0%	3 10.7%	4 14.3%	18 85.7%	0 0.0%	18 85.7%	2 9.5%	1 4.8%	0 0.0%
Administrative Management AAS 52020403	17 100.0%	12 70.6%	0 0.0%	1 5.9%	4 23.5%	10 83.3%	1 8.3%	11 91.7%	1 8.3%	0 0.0%	0 0.0%
Architectural Drafting AAS 48010200	3 100.0%	3 100.0%	0 0.0%	0 0.0%	0 0.0%	2 66.7%	0 0.0%	2 66.7%	1 33.3%	0 0.0%	0 0.0%
Automotive Technology AAS 47060401	13 100.0%	10 76.9%	0 0.0%	0 0.0%	3 23.1%	7 70.0%	0 0.0%	7 70.0%	3 30.0%	0 0.0%	0 0.0%
Building Inspection AAS 46040301	4 100.0%	4 100.0%	0 0.0%	0 0.0%	0 0.0%	4 100.0%	0 0.0%	4 100.0%	0 0.0%	0 0.0%	0 0.0%
Business Management AAS 52020103	11 100.0%	10 90.9%	0 0.0%	0 0.0%	1 9.1%	5 50.0%	1 10.0%	6 60.0%	2 20.0%	1 10.0%	1 10.0%
Electronics Technology AAS 15030302	1 100.0%	1 100.0%	0 0.0%	0 0.0%	0 0.0%	1 100.0%	0 0.0%	1 100.0%	0 0.0%	0 0.0%	0 0.0%
Fire Protection AAS 43020100	9 100.0%	7 77.8%	0 0.0%	1 11.1%	1 11.1%	5 71.4%	0 0.0%	5 71.4%	2 28.6%	0 0.0%	0 0.0%
Fluid Power Technology AAS 15110301	1 100.0%	0 0.0%	1 100.0%	0 0.0%	0 0.0%	0 0.0%	0 0.0%	0 0.0%	0 0.0%	0 0.0%	0 0.0%
Graphic Design AAS 50040200	13 100.0%	10 76.9%	0 0.0%	2 15.4%	1 7.7%	7 70.0%	0 0.0%	7 70.0%	1 10.0%	0 0.0%	2 20.0%
Manufacturing Management AAS 52020503	1 100.0%	0 0.0%	0 0.0%	0 0.0%	1 100.0%	0 0.0%	0 0.0%	0 0.0%	0 0.0%	0 0.0%	0 0.0%
Mechanical Drafting Design AAS 48010500	1 100.0%	1 100.0%	0 0.0%	0 0.0%	0 0.0%	1 100.0%	0 0.0%	1 100.0%	0 0.0%	0 0.0%	0 0.0%
Medical Records Technician AAS 51070700	5 100.0%	5 100.0%	0 0.0%	0 0.0%	0 0.0%	3 60.0%	1 20.0%	4 80.0%	0 0.0%	1 20.0%	0 0.0%
Radiologic Technology AAS 51090700	1 100.0%	1 100.0%	0 0.0%	0 0.0%	0 0.0%	1 100.0%	0 0.0%	1 100.0%	0 0.0%	0 0.0%	0 0.0%
Law Enforcement AS 43010702	51 100.0%	34 66.7%	0 0.0%	3 5.9%	14 27.5%	15 44.1%	8 23.5%	23 67.6%	11 32.4%	0 0.0%	0 0.0%
Legal Assisting AS 22010300	48 100.0%	32 66.7%	3 6.3%	4 8.3%	9 18.8%	16 50.0%	3 9.4%	19 59.4%	12 37.5%	1 3.1%	0 0.0%



INSTITUTIONAL SUMMARY OF GRADUATE STATUS BY PROGRAM
NORTH HENNEPIN COMMUNITY COLLEGE 1994-95 GRADUATES

PROGRAM CLASSIFICATION CIP CODE	TOTAL GRADUATES				SUMMARY BY STATUS						IN THE LABOR FORCE					
	N	%	In the Labor Force	Not in the Labor Force	Continuing Education	Status Unknown	RELATED EMPLOYMENT		UNRELATED EMPLOYMENT		TOTAL	UNEMPLOYED				
							FULL-TIME	Part-Time Short-term	FULL-TIME	Part-Time Short-term		FULL-TIME	Part-Time Short-term			
Medical Laboratory Technology AS 51100400	5	100.0%	5	0	0	0	4	0	0	0	4	0	0	0	0	
Non-Invasive Cardiology Tech AS 51090201	3	100.0%	2	0	0	1	1	50.0%	1	50.0%	2	0	0	0	0	
Nursing, General AS 51160100	92	100.0%	81	1	2	8	58	71.6%	20	24.7%	78	2	2.5%	0	1.2%	
Pre-Business AS 52020103	7	100.0%	3	0	2	2	3	100.0%	0	0.0%	3	0	0.0%	0	0.0%	
Pre-Engineering AS 14999900	4	100.0%	1	0	2	1	1	100.0%	0	0.0%	1	0	0.0%	0	0.0%	
Administrative Assistant CRT1 52020403	3	100.0%	3	0	0	0	2	66.7%	1	33.3%	3	0	0.0%	0	0.0%	
Building Inspection CRT1 46040301	13	100.0%	10	1	0	2	5	50.0%	1	10.0%	6	1	10.0%	1	20.0%	



ASSOCIATE IN ARTS GRADUATES

ARTS AND HUMANITIES MAJORS

	<u>NUMBER</u>	<u>PERCENT</u>
Total	18	
A. <u>SCHOOL</u>		
Concordia	1	6%
Mankato State	1	6%
Metro State	1	6%
Southwest State	1	6%
St Catherine's	1	6%
St Cloud State	2	11%
University of Minnesota	9	50%
University of Minnesota Morris	1	6%
University of Wisconsin	1	6%
B. <u>MAJOR</u>		
Art	2	11%
Art History	1	6%
Bachelor of Arts	1	6%
College of Liberal Arts	1	6%
English	3	17%
Liberal Arts	2	11%
Literature	1	6%
Spanish	2	11%
Speech Communications	3	17%
Theater Arts	2	11%

PROFESSIONS MAJORS

A.		B.	
<u>SCHOOL</u>	<u>NUMBER</u>	<u>PERCENT</u>	<u>MAJOR</u>
Total	151		
University of Minnesota	1	1%	Accounting
Anoka Ramsey	1	1%	Advertising Design
Anoka TC	1	1%	Architectural Drafting And Design
Augsburg	8	5%	Architecture
Bemidji State	1	1%	BAB
Bethel	3	2%	Bachelor of Information Networking
Brown Institute	1	1%	Business
Cardinal Stritch	1	1%	Business Administration
Concordia	2	1%	Business Computer Systems
Hamline	1	1%	Business Management
Hennepin TC	4	3%	Chiropractic
Lakeland Medical Dental Academy	1	1%	Communication
Mankato State	3	2%	Communication Disorders
Metro State	15	10%	Community Health
Minneapolis	2	1%	Community Leadership
Minnesota School of Drafting	1	1%	Computer Information Systems
Normandale	1	1%	Criminal Justice
North Hennepin	8	5%	Education
Northwestern	4	3%	Education, Elementary
Rasmussen	1	1%	Education, Nursing
St Catherine's	2	1%	Education, Physical
St Cloud State	41	27%	Education, Science
St Thomas	5	3%	Education, Special
Texas Lutheran	1	1%	Education, Technology
University of Arizona	1	1%	Electrical Engineering
University of Maryland	1	1%	Environmental Science
University of Minnesota	29	19%	Exercise Science
University of Minnesota Duluth	3	2%	Finance
University of Minnesota Morris	1	1%	Forestry Management
University of Northern Colorado	1	1%	Golf Course Management
University of Wisconsin	2	1%	Horticulture
Winona State	1	1%	Human Resource Management
Unknown	3	2%	Human Services
			Insurance
			International Business
			International Finance
			International Relations
			Journalism

PROFESSIONS MAJORS

B. MAJOR	NUMBER	PERCENT
Kinesiology	3	2%
Laser Technology	1	1%
Law Enforcement	2	1%
Legal Studies	1	1%
Local and Urban Affairs	2	1%
Management	3	2%
Management and Communications	1	1%
Management Information Systems	2	1%
Manufacturing Engineer	1	1%
Marketing	6	4%
Marketing Management	1	1%
Mass Communication	2	1%
Medical Lab Technician	1	1%
Nursing	4	3%
Nutrition	1	1%
Organizational Administration	1	1%
Organizational Studies	1	1%
Paramedic	1	1%
Physiology	1	1%
Social Work	5	3%
Therapeutic Recreation	1	1%
X-ray Technician	1	1%

SCIENCE / MATH MAJORS

	<u>NUMBER</u>	<u>PERCENT</u>
Total	21	
A. <u>SCHOOL</u>		
Hamline	1	5%
Mankato State	3	14%
Michigan State	1	5%
St Cloud State	5	24%
St Thomas	1	5%
University of Minnesota	9	43%
University of North Carolina	1	5%
B. <u>MAJOR</u>		
Anthropology	1	5%
Biology	2	10%
Biomedical Science	1	5%
Computer Science	5	24%
Earth Science	2	10%
Ecology	1	5%
Geography	2	10%
Geography Information Systems	1	5%
Mathematics	3	14%
Natural Resources Environmental	2	10%
Veterinary Medicine	1	5%

SOCIAL SCIENCE MAJORS

	<u>NUMBER</u>	<u>PERCENT</u>
Total	50	
A. <u>SCHOOL</u>		
Augsburg	1	2%
Bemidji State	1	2%
Gustavus Adolphus	1	2%
Hamline	3	6%
Metro State	2	4%
Northwestern	2	4%
St Cloud State	10	20%
St Johns	1	2%
St Thomas	3	6%
University of Minnesota	25	50%
University of Minnesota Duluth	1	2%
B. <u>MAJOR</u>		
Child And Family Studies	1	2%
Child Psychology	2	4%
Family Social Science	3	6%
History	3	6%
Political Science	5	10%
Psychology	20	40%
Psychology, Applied	3	6%
Sociology	13	26%

UNKNOWN / UNDECIDED MAJORS

Total		<u>NUMBER</u>	<u>PERCENT</u>
		3	
A. <u>SCHOOL</u>			
Metro State	2	67%	
St Cloud State	1	33%	
B. <u>MAJOR</u>			
Unknown	1	33%	
Undecided	2	67%	

NON-TRANSFER

Total	127						
A.	<u>EMPLOYER</u>	<u>NUMBER</u>	<u>PERCENT</u>	A.	<u>EMPLOYER</u>	<u>NUMBER</u>	<u>PERCENT</u>
	Adia Temporary Agency	1	1%		Good Samaritan	1	1%
	All City Elevator	1	1%		Hammer Residences	1	1%
	All Star Sports	1	1%		Hardware Hank	1	1%
	Atlas Pet Supply	1	1%		Health System MN	1	1%
	Battered Woman Center	1	1%		Hennepin County	1	1%
	Bench Warmer Bobs	1	1%		Hennepin County Medical Center	1	1%
	Best Buy Co.	1	1%		Hennepin County Public Works	1	1%
	Bethany Fellowship	1	1%		Holiday Plus	1	1%
	Buffalo School District	1	1%		Holiday Sports	1	1%
	Byerly's	1	1%		Imagineering Machine Inc.	1	1%
	Capital Planning	1	1%		Infinitec Incorporated	1	1%
	Carlson Companies	1	1%		J. Michael Dady and Associates	1	1%
	Carousel Bingo	1	1%		Jeso	1	1%
	Central State Express	1	1%		Kroll's Industries	1	1%
	Champlin Legion	1	1%		Larkin & Associates	1	1%
	City of Edina	1	1%		Leon Association	1	1%
	Coldwell Banker	1	1%		Lights on Minneapolis	1	1%
	Compass Management	1	1%		Lundo Incorporated	1	1%
	Crediter	1	1%		Maurices	1	1%
	Crossroads Alliance Church	1	1%		Mckay Lincoln Mercury	1	1%
	Daine Bosworth	1	1%		Medtronic Inc	1	1%
	Dairy Queen	1	1%		Micro Control Company	1	1%
	Dakota Children Incorporated	1	1%		Mound Medical Clinic	1	1%
	Dana Corporation	1	1%		Muller Pribyl Utility	1	1%
	District 885 Kidsplay	1	1%		National Benefit Resources	1	1%
	Dominium Management	1	1%		New Horizon Child Care	1	1%
	Electric Fetus	1	1%		NICORP Restaurants	1	1%
	Fargo Electronics	2	2%		North Memorial Medical Center	3	2%
	Federal Reserve Bank	1	1%		Northeast Metro TC	1	1%
	Fingerhut	1	1%		Northridge Care Center	1	1%
	First Bank	2	2%		Northwest Airlines	1	1%
	Firstar Bank	1	1%		Norwest Bank	1	1%

NON-TRANSFER

Total		127					
A.	<u>EMPLOYER</u>	<u>NUMBER</u>	<u>PERCENT</u>	A.	<u>EMPLOYER</u>	<u>NUMBER</u>	<u>PERCENT</u>
	Norwest Mortgage Incorporated	1	1%		West Side Motors	1	1%
	NSP	1	1%		WQAD TV	1	1%
	Oakdale Pediatrics	1	1%		Yes	1	1%
	Omanu Bros.	1	1%		Unlisted	17	13%
	Papa John Pizza	1	1%				
	Paragon Cable	1	1%				
	Primerica Financial	1	1%				
	Prudential	2	2%				
	Quality Temp	1	1%	B.	<u>JOB TITLE</u>	<u>NUMBER</u>	<u>PERCENT</u>
	Rainbow Foods	2	2%		Account Clerk	1	1%
	Rapid Printing	1	1%		Accounting Technologist	1	1%
	RBC Tile	1	1%		Assembler	1	1%
	Red Lobster	1	1%		Assistant Chief Engineer	1	1%
	Remanufacture Place	1	1%		Assistant Manager	3	2%
	Residential Funding Corp	1	1%		Auto Body Technician	1	1%
	Right Choice Services	1	1%		Auto Technician	1	1%
	RJ Fabricating	1	1%		Carpenter	1	1%
	Rosemount Inc	1	1%		Cashier	1	1%
	Scoville Press	1	1%		Central Depository Rep	1	1%
	Self Employed	2	2%		Childern's Advocate	1	1%
	Shalom Home West Inc	1	1%		Claims Specialist	1	1%
	Smyth Systems	1	1%		Clerical Assistant	1	1%
	Spectrum Studio	1	1%		Clerk	1	1%
	St Therese Home Inc	1	1%		Coach	1	1%
	State Department of Correction	1	1%		Contract Analyst	1	1%
	Stuart Goldenberg	1	1%		Cook	1	1%
	Target	1	1%		Coordinator	1	1%
	Twin City Twisters	1	1%		Coordinator	1	1%
	Ultra Pac	1	1%		Corrections Officer	1	1%
	United Health Care	1	1%		Cost Analyst	1	1%
	UPS	1	1%		Counselor	1	1%
	US Postal Service	1	1%		Customer Service	4	3%
	US West	4	3%		Data Entry	1	1%
					Database Administrator	1	1%

NON-TRANSFER

B. <u>JOB TITLE</u>	<u>NUMBER</u>	<u>PERCENT</u>	B. <u>JOB TITLE</u>	<u>NUMBER</u>	<u>PERCENT</u>
Deduction Processor	1	1%	Realtor	1	1%
Director Resource Development	1	1%	Receptionist	1	1%
Documentation Specialist	1	1%	Registered Nurse	2	2%
Engineer Associate	1	1%	Registered Nurse Supervisor	1	1%
Engineering Technician	1	1%	Report Distributor	1	1%
Equipment Operator	1	1%	Sales	10	8%
Finance Assistant	1	1%	Secretary	2	2%
General Manager	1	1%	Security Officer	1	1%
Graphics Coordinator	1	1%	Self Employed	1	1%
Health Paraprofessional	1	1%	Server	1	1%
Home Service Counselor	1	1%	Service Advisor	1	1%
House Cleaner	1	1%	Service Analyst	1	1%
Legal Secretary	1	1%	Service Coordinator Assistant	1	1%
Load Specialist	1	1%	Service Representative	1	1%
Machine Operator	1	1%	Service Technician	1	1%
Mail Carrier	1	1%	Shipping	2	2%
Maintenance Mechanic	1	1%	Sorter	1	1%
Manager	2	2%	SPD Aide	1	1%
Manufacturer	1	1%	Stationary Engineer	1	1%
Mechanic	1	1%	Stock Clerk	4	3%
Medical Case Reviewer	1	1%	Supervisor	2	2%
Medical Lab Technician	2	2%	System Applications	1	1%
Medical Records Technician	1	1%	Teacher	1	1%
Nanny	1	1%	Teller	2	2%
Nursing Assistant	1	1%	Training Coordinator	1	1%
Office Manager	2	2%	Warehouse	1	1%
Painter	1	1%	Wrapper	1	1%
Photojournalist	1	1%	Youth Director	1	1%
Program Assistant	2	2%	Unlisted	18	14%
Purchasing Administrator	1	1%			

ASSOCIATE IN APPLIED SCIENCE GRADUATES

GRADUATE STATUS BY PROGRAM

NORTH HENNEPIN COMMUNITY COLLEGE 1994-95 GRADUATES

Program Name: Accounting Technology - AAS

1. 28 students graduated from this program during the 1994-1995 school year.
2. 75.0%, or 21 of the 28 graduates were in the labor force.
3. 0.0%, or 0 of the 28 graduates were not in the labor force.
4. 10.7%, or 3 of the 28 graduates were continuing education.
5. 14.3%, or 4 of the 28 graduates' status is unknown.

Of the 21 graduates in the Labor Force:

1. 85.7%, or 18 were employed in a full-time related job, with an average wage of \$11.17 per hour.
2. 0.0%, or 0 were employed in a related part-time/short-term job.
3. 85.7%, or 18 were employed in related jobs.
4. 9.5%, or 2 were employed in a full-time unrelated job.
5. 4.8%, or 1 was employed in a unrelated part-time/short-term job.
6. 0.0%, or 0 of the graduates in the labor force were unemployed.

1. Full-time employment is defined as at least 30 hours per week for at least four weeks.
2. Part-time/short-term employment is defined as less than 30 hours per week or fewer than four weeks.
3. Related employment indicates the student reported the job as related or somewhat related to their education.
4. Unrelated employment indicates the student reported the job as not related to their education.
 - a. A list of graduate job titles is available for review upon request.
 - b. These data were gathered and reported in conformance with statewide standards under the auspices of the Minnesota Higher Education Coordinating Board and are subject to audit.
 - c. These employment follow-up data reflect the past experiences of graduates from specific programs/majors. The data do not predict future employment trends or imply an individual's probability of obtaining employment.
6. Not in labor force includes deceased, incarcerated, medical condition, and not seeking employment.
7. Confidence in the data diminishes when the number of graduates whose status is unknown is greater than 15 percent.
8. Relationship of employment to instructional program as reported by graduates.
9. Average salaries are not reported unless at least three people in the group gave wage data.

INFORMATION ON PROGRAM GRADUATES BY STATUS
 NORTH HENNEPIN COMMUNITY COLLEGE 1994-95 GRADUATES

Program Name: Accounting Technology - AAS

Graduates During 12 Month Period - July 1, 1994 - June 30, 1995

STATUS	JOB TITLE	EMPLOYER NAME	LOCATION
Continuing Education	Account Clerk	Account Temps	Plymouth MN
Continuing Education	Customer Service	State Farm Insurance Agency	Edina MN
Continuing Education	Letter Carrier	US Postal Service	St Louis Park MN
Full-Time Related	Account Clerk	Todd Transport Incorporated	St Louis Park MN
Full-Time Related	Manager	Larsen Olson Company	Plymouth MN
Full-Time Related	Payroll Specialist	American Express	Minneapolis MN
Full-Time Related	Account Clerk	A.M. Miller and Associates	Spring Lake Park MN
Full-Time Related	Account Assistant	Embers Restaurants	St Paul MN
Full-Time Related	Account Clerk	Travelers Express Company	Brooklyn Center MN
Full-Time Related	Account Clerk	Cargill	Minnetonka MN
Full-Time Related	Field Service Representative	DC Hey	Bloomington MN
Full-Time Related	EDI Specialist	Target	Minneapolis MN
Full-Time Related	Accountant	Daniel Leitner And Associates	Blaine MN

1. The accuracy of these employment follow-up data has not been verified by a formal audit.
2. These employment follow-up data reflect the experiences of graduates from specific programs/majors. The data do not predict future employment trends or imply an individual's probability of obtaining employment.

INFORMATION ON PROGRAM GRADUATES BY STATUS
 NORTH HENNEPIN COMMUNITY COLLEGE 1994-95 GRADUATES

Program Name: Accounting Technology - AAS

Graduates During 12 Month Period - July 1, 1994 - June 30, 1995

STATUS	JOB TITLE	EMPLOYER NAME	LOCATION
Full-Time Related	Account Clerk	Westburne Supply Inc	Plymouth MN
Full-Time Related	Accounting Supervisor	Anchor Bank	Wayzata MN
Full-Time Related		Account Temps	Plymouth MN
Full-Time Related	Accounting	Accountants On Call	Minneapolis MN
Full-Time Related	Front Desk Clerk	Minneapolis Marriot Southwest	Minnetonka MN
Full-Time Related	Cash Analyst	Regis	Edina MN
Full-Time Related	Administrator	QDS Incorporated	Bloomington MN
Full-Time Related	Bookkeeper	TPAC Underwriters	Minneapolis MN
Full-Time Unrelated	Program Administration Tech	United Defense	Fridley MN
Full-Time Unrelated	Grinder	Hoffman Engineering	Anoka MN
Part-Time/Short-Term Unrelated	Data Entry	Self Employed	
Unknown			
Unknown			
Unknown			

1. The accuracy of these employment follow-up data has not been verified by a formal audit.
2. These employment follow-up data reflect the experiences of graduates from specific programs/majors. The data do not predict future employment trends or imply an individual's probability of obtaining employment.

INFORMATION ON PROGRAM GRADUATES BY STATUS
 NORTH HENNEPIN COMMUNITY COLLEGE 1994-95 GRADUATES

Program Name: Accounting Technology - AAS

Graduates During 12 Month Period - July 1, 1994 - June 30, 1995

STATUS	JOB TITLE	EMPLOYER NAME	LOCATION
Unknown			

1. The accuracy of these employment follow-up data has not been verified by a formal audit.
2. These employment follow-up data reflect the experiences of graduates from specific programs/majors. The data do not predict future employment trends or imply an individual's probability of obtaining employment.

GRADUATE STATUS BY PROGRAM
NORTH HENNEPIN COMMUNITY COLLEGE 1994-95 GRADUATES

Program Name: Administrative Management - AAS

1. 17 students graduated from this program during the 1994-1995 school year.
 2. 70.6%, or 12 of the 17 graduates were in the labor force.
 3. 0.0%, or 0 of the 17 graduates were not in the labor force.
 4. 5.9%, or 1 of the 17 graduates was continuing education.
 5. 23.5%, or 4 of the 17 graduates' status is unknown.
- Of the 12 graduates in the Labor Force:
1. 83.3%, or 10 were employed in a full-time related job, with an average wage of \$10.70 per hour.
 2. 8.3%, or 1 was employed in a related part-time/short-term job.
 3. 91.7%, or 11 were employed in related jobs.
 4. 8.3%, or 1 was employed in a full-time unrelated job.
 5. 0.0%, or 0 were employed in a unrelated part-time/short-term job.
 6. 0.0%, or 0 of the graduates in the labor force were unemployed.

1. Full-time employment is defined as at least 30 hours per week for at least four weeks.
2. Part-time/short-term employment is defined as less than 30 hours per week or fewer than four weeks.
3. Related employment indicates the student reported the job as related or somewhat related to their education.
4. Unrelated employment indicates the student reported the job as not related to their education.
 - a. A list of graduate job titles is available for review upon request.
 - b. These data were gathered and reported in conformance with statewide standards under the auspices of the Minnesota Higher Education Coordinating Board and are subject to audit.
 - c. These employment follow-up data reflect the past experiences of graduates from specific programs/majors. The data do not predict future employment trends or imply an individual's probability of obtaining employment.
6. Not in labor force includes deceased, incarcerated, medical condition, and not seeking employment.
7. Confidence in the data diminishes when the number of graduates whose status is unknown is greater than 15 percent.
8. Relationship of employment to instructional program as reported by graduates.
9. Average salaries are not reported unless at least three people in the group gave wage data.

INFORMATION ON PROGRAM GRADUATES BY STATUS
NORTH HENNEPIN COMMUNITY COLLEGE 1994-95 GRADUATES

Program Name: Administrative Management - AAS

Graduates During 12 Month Period - July 1, 1994 - June 30, 1995

STATUS	JOB TITLE	EMPLOYER NAME	LOCATION
Continuing Education	Inventory Technician	County Seat	Eden Prairie MN
Full-Time Related	Clerk Typist	Hennipin Technical College	Brooklyn Park MN
Full-Time Related	Processing, IS Services	Personnel Decisions	Minneapolis MN
Full-Time Related	Secretary	Normandale Properties LLC	Minnetonka MN
Full-Time Related	Administrative Assistant	Target Corporate	Minneapolis MN
Full-Time Related	Manager	Mc Glynns Bakery	Brooklyn Park MN
Full-Time Related	Coordinator	Adoptive Families of America	Minneapolis MN
Full-Time Related	Administrative Assistant	Courage Center	Golden Valley MN
Full-Time Related	Administrative Coordinator	Prudential	Plymouth MN
Full-Time Related	Assistant Manager	MGM Liquor	Brooklyn Park MN
Full-Time Related	Administrative Assistant	Shapco Printing Incorporated	Minneapolis MN
Full-Time Unrelated		Unreported	
Part-Time/Short-Term Related	Community Education Director	Winsted Public School	Winsted MN
Unknown			

1. The accuracy of these employment follow-up data has not been verified by a formal audit.
2. These employment follow-up data reflect the experiences of graduates from specific programs/majors. The data do not predict future employment trends or imply an individual's probability of obtaining employment.

INFORMATION ON PROGRAM GRADUATES BY STATUS
 NORTH HENNEPIN COMMUNITY COLLEGE 1994-95 GRADUATES

Program Name: Administrative Management - AAS

Graduates During 12 Month Period - July 1, 1994 - June 30, 1995

STATUS	JOB TITLE	EMPLOYER NAME	LOCATION
Unknown			
Unknown			
Unknown			

1. The accuracy of these employment follow-up data has not been verified by a formal audit.
2. These employment follow-up data reflect the experiences of graduates from specific programs/majors. The data do not predict future employment trends or imply an individual's probability of obtaining employment.

GRADUATE STATUS BY PROGRAM

NORTH HENNEPIN COMMUNITY COLLEGE 1994-95 GRADUATES

Program Name: Architectural Drafting Technology - AAS

1. 3 students graduated from this program during the 1994-1995 school year.
2. 100 %, or 3 of the 3 graduates were in the labor force.
3. 0.0%, or 0 of the 3 graduates were not in the labor force.
4. 0.0%, or 0 of the 3 graduates were continuing education.
5. 0.0%, or 0 of the 3 graduates' status is unknown.

Of the 3 graduates in the Labor Force:

1. 66.7%, or 2 were employed in a full-time related job.
2. 0.0%, or 0 were employed in a related part-time/short-term job.
3. 66.7%, or 2 were employed in related jobs.
4. 33.3%, or 1 was employed in a full-time unrelated job.
5. 0.0%, or 0 were employed in a unrelated part-time/short-term job.
6. 0.0%, or 0 of the graduates in the labor force were unemployed.

1. Full-time employment is defined as at least 30 hours per week for at least four weeks.
2. Part-time/short-term employment is defined as less than 30 hours per week or fewer than four weeks.
3. Related employment indicates the student reported the job as related or somewhat related to their education.
4. Unrelated employment indicates the student reported the job as not related to their education.
5. a. A list of graduate job titles is available for review upon request.
b. These data were gathered and reported in conformance with statewide standards under the auspices of the Minnesota Higher Education Coordinating Board and are subject to audit.
c. These employment follow-up data reflect the past experiences of graduates from specific programs/majors. The data do not predict future employment trends or imply an individual's probability of obtaining employment.
6. Not in labor force includes deceased, incarcerated, medical condition, and not seeking employment.
7. Confidence in the data diminishes when the number of graduates whose status is unknown is greater than 15 percent.
8. Relationship of employment to instructional program as reported by graduates.
9. Average salaries are not reported unless at least three people in the group gave wage data.

INFORMATION ON PROGRAM GRADUATES BY STATUS
 NORTH HENNEPIN COMMUNITY COLLEGE 1994-95 GRADUATES

Program Name: Architectural Drafting Technology - AAS

Graduates During 12 Month Period - July 1, 1994 - June 30, 1995

STATUS	JOB TITLE	EMPLOYER NAME	LOCATION
Full-Time Related	Computer Drafting	Lester Building Systems	Lester Prairie MN
Full-Time Related	Autocad Technician	Cable System Services	Eagan MN
Full-Time Unrelated	Veterinary Technician		Mendota Heights MN

1. The accuracy of these employment follow-up data has not been verified by a formal audit.
2. These employment follow-up data reflect the experiences of graduates from specific programs/majors. The data do not predict future employment trends or imply an individual's probability of obtaining employment.

GRADUATE STATUS BY PROGRAM

NORTH HENNEPIN COMMUNITY COLLEGE 1994-95 GRADUATES

Program Name: Automotive Technology - AAS

1. 13 students graduated from this program during the 1994-1995 school year.
2. 76.9%, or 10 of the 13 graduates were in the labor force.
3. 0.0%, or 0 of the 13 graduates were not in the labor force.
4. 0.0%, or 0 of the 13 graduates were continuing education.
5. 23.1%, or 3 of the 13 graduates' status is unknown.

Of the 10 graduates in the Labor Force:

1. 70.0%, or 7 were employed in a full-time related job, with an average wage of \$14.50 per hour.
2. 0.0%, or 0 were employed in a related part-time/short-term job.
3. 70.0%, or 7 were employed in related jobs.
4. 30.0%, or 3 were employed in a full-time unrelated job, with an average wage of \$11.50 per hour.
5. 0.0%, or 0 were employed in a unrelated part-time/short-term job.
6. 0.0%, or 0 of the graduates in the labor force were unemployed.

1. Full-time employment is defined as at least 30 hours per week for at least four weeks.
2. Part-time/short-term employment is defined as less than 30 hours per week or fewer than four weeks.
3. Related employment indicates the student reported the job as related or somewhat related to their education.
4. Unrelated employment indicates the student reported the job as not related to their education.
5.
 - a. A list of graduate job titles is available for review upon request.
 - b. These data were gathered and reported in conformance with statewide standards under the auspices of the Minnesota Higher Education Coordinating Board and are subject to audit.
 - c. These employment follow-up data reflect the past experiences of graduates from specific programs/majors. The data do not predict future employment trends or imply an individual's probability of obtaining employment.
6. Not in labor force includes deceased, incarcerated, medical condition, and not seeking employment.
7. Confidence in the data diminishes when the number of graduates whose status is unknown is greater than 15 percent.
8. Relationship of employment to instructional program as reported by graduates.
9. Average salaries are not reported unless at least three people in the group gave wage data.

INFORMATION ON PROGRAM GRADUATES BY STATUS
NORTH HENNEPIN COMMUNITY COLLEGE 1994-95 GRADUATES

Program Name: Automotive Technology - AAS

Graduates During 12 Month Period - July 1, 1994 - June 30, 1995

STATUS	JOB TITLE	EMPLOYER NAME	LOCATION
Full-Time Related	Auto Technician	Johnson Motor Co.	Denison IA
Full-Time Related	Auto Technician	Dave Peterson Ford	Monticello MN
Full-Time Related	Technician	Minor Ford	New Brighton MN
Full-Time Related	Auto Technician	Premier Lincoln Mercury	Plymouth MN
Full-Time Related	Auto Technician	Monticello Ford	Monticello MN
Full-Time Related	Auto Technician	Ben Hur Ford	Sioux Falls SD
Full-Time Related	Technician	American Ford	Bloomington MN
Full-Time Unrelated	Auto Technician	Midway Ford	Roseville MN
Full-Time Unrelated	Laborer	Andersen Windows	Bayport MN
Full-Time Unrelated	Mechanic	Stillwater Ford	Stillwater MN
Unknown			
Unknown			
Unknown			

1. The accuracy of these employment follow-up data has not been verified by a formal audit.
2. These employment follow-up data reflect the experiences of graduates from specific programs/majors.
The data do not predict future employment trends or imply an individual's probability of obtaining employment.

GRADUATE STATUS BY PROGRAM

NORTH HENNEPIN COMMUNITY COLLEGE 1994-95 GRADUATES

Program Name: Building Inspection Technology - AAS

1. 4 students graduated from this program during the 1994-1995 school year.
2. 100 %, or 4 of the 4 graduates were in the labor force.
3. 0.0%, or 0 of the 4 graduates were not in the labor force.
4. 0.0%, or 0 of the 4 graduates were continuing education.
5. 0.0%, or 0 of the 4 graduates' status is unknown.

Of the 4 graduates in the Labor Force:

1. 100 %, or 4 were employed in a full-time related job, with an average wage of \$15.50 per hour.
2. 0.0%, or 0 were employed in a related part-time/short-term job.
3. 100 %, or 4 were employed in related jobs.
4. 0.0%, or 0 were employed in a full-time unrelated job.
5. 0.0%, or 0 were employed in a unrelated part-time/short-term job.
6. 0.0%, or 0 of the graduates in the labor force were unemployed.

1. Full-time employment is defined as at least 30 hours per week for at least four weeks.
2. Part-time/short-term employment is defined as less than 30 hours per week or fewer than four weeks.
3. Related employment indicates the student reported the job as related or somewhat related to their education.
4. Unrelated employment indicates the student reported the job as not related to their education.
5. a. A list of graduate job titles is available for review upon request.
b. These data were gathered and reported in conformance with statewide standards under the auspices of the Minnesota Higher Education Coordinating Board and are subject to audit.
c. These employment follow-up data reflect the past experiences of graduates from specific programs/majors. The data do not predict future employment trends or imply an individual's probability of obtaining employment.
6. Not in labor force includes deceased, incarcerated, medical condition, and not seeking employment.
7. Confidence in the data diminishes when the number of graduates whose status is unknown is greater than 15 percent.
8. Relationship of employment to instructional program as reported by graduates.
9. Average salaries are not reported unless at least three people in the group gave wage data.

INFORMATION ON PROGRAM GRADUATES BY STATUS
NORTH HENNEPIN COMMUNITY COLLEGE 1994-95 GRADUATES

Program Name: Building Inspection Technology - AAS

Graduates During 12 Month Period - July 1, 1994 - June 30, 1995

STATUS	JOB TITLE	EMPLOYER NAME	LOCATION
Full-Time Related	Account Clerk	Cargill	Minnetonka MN
Full-Time Related	President	Mike Raeker Construction	Minneapolis MN
Full-Time Related	Building Official	City of North Branch	North Branch MN
Full-Time Related	Inspector	City of Maple Grove	Maple Grove MN

1. The accuracy of these employment follow-up data has not been verified by a formal audit.
2. These employment follow-up data reflect the experiences of graduates from specific programs/majors. The data do not predict future employment trends or imply an individual's probability of obtaining employment.

GRADUATE STATUS BY PROGRAM
NORTH HENNEPIN COMMUNITY COLLEGE 1994-95 GRADUATES

Program Name: Business Management - AAS

1. 11 students graduated from this program during the 1994-1995 school year.
2. 90.9%, or 10 of the 11 graduates were in the labor force.
3. 0.0%, or 0 of the 11 graduates were not in the labor force.
4. 0.0%, or 0 of the 11 graduates were continuing education.
5. 9.1%, or 1 of the 11 graduates' status is unknown.

Of the 11 graduates in the Labor Force:

1. 50.0%, or 5 were employed in a full-time related job, with an average wage of \$13.70 per hour.
2. 10.0%, or 1 was employed in a related part-time/short-term job.
3. 60.0%, or 6 were employed in related jobs.
4. 20.0%, or 2 were employed in a full-time unrelated job.
5. 10.0%, or 1 was employed in a unrelated part-time/short-term job.
6. 10.0%, or 1 of the graduates in the labor force was unemployed.

1. Full-time employment is defined as at least 30 hours per week for at least four weeks.
2. Part-time/short-term employment is defined as less than 30 hours per week or fewer than four weeks.
3. Related employment indicates the student reported the job as related or somewhat related to their education.
4. Unrelated employment indicates the student reported the job as not related to their education.
 - a. A list of graduate job titles is available for review upon request.
 - b. These data were gathered and reported in conformance with statewide standards under the auspices of the Minnesota Higher Education Coordinating Board and are subject to audit.
 - c. These employment follow-up data reflect the past experiences of graduates from specific programs/majors. The data do not predict future employment trends or imply an individual's probability of obtaining employment.
5. Not in labor force includes deceased, incarcerated, medical condition, and not seeking employment.
6. Confidence in the data diminishes when the number of graduates whose status is unknown is greater than 15 percent.
7. Relationship of employment to instructional program as reported by graduates.
8. Average salaries are not reported unless at least three people in the group gave wage data.

INFORMATION ON PROGRAM GRADUATES BY STATUS
NORTH HENNEPIN COMMUNITY COLLEGE 1994-95 GRADUATES

Program Name: Business Management - AAS

Graduates During 12 Month Period - July 1, 1994 - June 30, 1995

STATUS	JOB TITLE	EMPLOYER NAME	LOCATION
Full-Time Related	Customer Service	Honeywell	Golden Valley MN
Full-Time Related	Clerk Typist	City of Plymouth	Plymouth MN
Full-Time Related	Customer Service	American International	Brooklyn Park MN
Full-Time Related	Manager	Northwestern Drug	Minneapolis MN
Full-Time Related	Mortgage Conciliation	Norwest Funding	Edina MN
Full-Time Unrelated	CAD Designer	Donaldson Company	Bloomington MN
Full-Time Unrelated	Sales	Menards	Brooklyn Park MN
Part-Time/Short-Term Related	Account Assistant	Self Employed	Plymouth MN
Part-Time/Short-Term Unrelated	Server	Bakers Square	Maple Grove MN
Unknown			
Unemployed			

1. The accuracy of these employment follow-up data has not been verified by a formal audit.
2. These employment follow-up data reflect the experiences of graduates from specific programs/majors. The data do not predict future employment trends or imply an individual's probability of obtaining employment.

GRADUATE STATUS BY PROGRAM

NORTH HENNEPIN COMMUNITY COLLEGE 1994-95 GRADUATES

Program Name: Electronics Technology - AAS

1. 1 student graduated from this program during the 1994-1995 school year.
2. 100 %, or 1 graduate was in the labor force.
3. 0.0%, or 0 graduates were not in the labor force.
4. 0.0%, or 0 graduates were continuing education.
5. 0.0%, or 0 graduates' status is unknown.

Of the 1 graduate in the Labor Force:

1. 100 %, or 1 was employed in a full-time related job.
2. 0.0%, or 0 were employed in a related part-time/short-term job.
3. 100 %, or 1 was employed in related jobs.
4. 0.0%, or 0 were employed in a full-time unrelated job.
5. 0.0%, or 0 were employed in a unrelated part-time/short-term job.
6. 0.0%, or 0 of the graduates in the labor force were unemployed.

1. Full-time employment is defined as at least 30 hours per week for at least four weeks.
2. Part-time/short-term employment is defined as less than 30 hours per week or fewer than four weeks.
3. Related employment indicates the student reported the job as related or somewhat related to their education.
4. Unrelated employment indicates the student reported the job as not related to their education.
5.
 - a. A list of graduate job titles is available for review upon request.
 - b. These data were gathered and reported in conformance with statewide standards under the auspices of the Minnesota Higher Education Coordinating Board and are subject to audit.
 - c. These employment follow-up data reflect the past experiences of graduates from specific programs/majors. The data do not predict future employment trends or imply an individual's probability of obtaining employment.
6. Not in labor force includes deceased, incarcerated, medical condition, and not seeking employment.
7. Confidence in the data diminishes when the number of graduates whose status is unknown is greater than 15 percent.
8. Relationship of employment to instructional program as reported by graduates.
9. Average salaries are not reported unless at least three people in the group gave wage data.

INFORMATION ON PROGRAM GRADUATES BY STATUS
 NORTH HENNEPIN COMMUNITY COLLEGE 1994-95 GRADUATES

Program Name: Electronics Technology - AAS

Graduates During 12 Month Period - July 1, 1994 - June 30, 1995

STATUS	JOB TITLE	EMPLOYER NAME	LOCATION
Full-Time Related	Legal Secretary	Oppenheimer Wolff & Donnelly	Minneapolis MN

1. The accuracy of these employment follow-up data has not been verified by a formal audit.
2. These employment follow-up data reflect the experiences of graduates from specific programs/majors. The data do not predict future employment trends or imply an individual's probability of obtaining employment.

GRADUATE STATUS BY PROGRAM

NORTH HENNEPIN COMMUNITY COLLEGE 1994-95 GRADUATES

Program Name: Fire Protection - AAS

1. 9 students graduated from this program during the 1994-1995 school year.
2. 77.8%, or 7 of the 9 graduates were in the labor force.
3. 0.0%, or 0 of the 9 graduates were not in the labor force.
4. 11.1%, or 1 of the 9 graduates was continuing education.
5. 11.1%, or 1 of the 9 graduates' status is unknown.

Of the 7 graduates in the Labor Force:

1. 71.4%, or 5 were employed in a full-time related job, with an average wage of \$15.50 per hour.
2. 0.0%, or 0 were employed in a related part-time/short-term.
3. 71.4%, or 5 were employed in related jobs.
4. 28.6%, or 2 were employed in a full-time unrelated job.
5. 0.0%, or 0 were employed in a unrelated part-time/short-term job.
6. 0.0%, or 0 of the graduates in the labor force were unemployed.

1. Full-time employment is defined as at least 30 hours per week for at least four weeks.
2. Part-time/short-term employment is defined as less than 30 hours per week or fewer than four weeks.
3. Related employment indicates the student reported the job as related or somewhat related to their education.
4. Unrelated employment indicates the student reported the job as not related to their education.
5.
 - a. A list of graduate job titles is available for review upon request.
 - b. These data were gathered and reported in conformance with statewide standards under the auspices of the Minnesota Higher Education Coordinating Board and are subject to audit.
 - c. These employment follow-up data reflect the past experiences of graduates from specific programs/majors. The data do not predict future employment trends or imply an individual's probability of obtaining employment.
6. Not in labor force includes deceased, incarcerated, medical condition, and not seeking employment.
7. Confidence in the data diminishes when the number of graduates whose status is unknown is greater than 15 percent.
8. Relationship of employment to instructional program as reported by graduates.
9. Average salaries are not reported unless at least three people in the group gave wage data.

INFORMATION ON PROGRAM GRADUATES BY STATUS
NORTH HENNEPIN COMMUNITY COLLEGE 1994-95 GRADUATES

Program Name: Fire Protection - AAS

Graduates During 12 Month Period - July 1, 1994 - June 30, 1995

STATUS	JOB TITLE	EMPLOYER NAME	LOCATION
Continuing Education	Emergency Medical Technician	Critical Care Services/LifeIII	St Paul MN
Full-Time Related	Emergency Medical Technician	Life Link III	St Paul MN
Full-Time Related	Fire Fighter	St Louis Park	St Louis Park MN
Full-Time Related	Deputy Chief	City of Minneapolis	Minneapolis MN
Full-Time Related	Fire Chief	City of Clue, Iowa	Clive IA
Full-Time Related	Fire Fighter	City of Minneapolis	Minneapolis MN
Full-Time Unrelated	Stock Clerk	MCTO	Minneapolis MN
Full-Time Unrelated	Warehouse	Spartan Promotions	Woodbury MN
Unknown			

1. The accuracy of these employment follow-up data has not been verified by a formal audit.
2. These employment follow-up data reflect the experiences of graduates from specific programs/majors. The data do not predict future employment trends or imply an individual's probability of obtaining employment.

GRADUATE STATUS BY PROGRAM

NORTH HENNEPIN COMMUNITY COLLEGE 1994-95 GRADUATES

Program Name: Fluid Power Technology - AAS

1. 1 student graduated from this program during the 1994-1995 school year.
2. 0.0%, or 0 graduates were in the labor force.
3. 100 %, or 1 graduate was not in the labor force.
4. 0.0%, or 0 graduates were continuing education.
5. 0.0%, or 0 graduates' status is unknown.

Of the 0 graduates in the Labor Force:

1. 0.0%, or 0 were employed in a full-time related job.
2. 0.0%, or 0 were employed in a related part-time/short-term job.
3. 0.0%, or 0 were employed in related jobs.
4. 0.0%, or 0 were employed in a full-time unrelated job.
5. 0.0%, or 0 were employed in a unrelated part-time/short-term job.
6. 0.0%, or 0 of the graduates in the labor force were unemployed.

1. Full-time employment is defined as at least 30 hours per week for at least four weeks.
2. Part-time/short-term employment is defined as less than 30 hours per week or fewer than four weeks.
3. Related employment indicates the student reported the job as related or somewhat related to their education.
4. Unrelated employment indicates the student reported the job as not related to their education.
5. a. A list of graduate job titles is available for review upon request.
b. These data were gathered and reported in conformance with statewide standards under the auspices of the Minnesota Higher Education Coordinating Board and are subject to audit.
c. These employment follow-up data reflect the past experiences of graduates from specific programs/majors. The data do not predict future employment trends or imply an individual's probability of obtaining employment.
6. Not in labor force includes deceased, incarcerated, medical condition, and not seeking employment.
7. Confidence in the data diminishes when the number of graduates whose status is unknown is greater than 15 percent.
8. Relationship of employment to instructional program as reported by graduates.
9. Average salaries are not reported unless at least three people in the group gave wage data.

INFORMATION ON PROGRAM GRADUATES BY STATUS
 NORTH HENNEPIN COMMUNITY COLLEGE 1994-95 GRADUATES

Program Name: Fluid Power Technology - AAS

Graduates During 12 Month Period - July 1, 1994 - June 30, 1995

STATUS	JOB TITLE	EMPLOYER NAME	LOCATION
Not in Labor Force			

1. The accuracy of these employment follow-up data has not been verified by a formal audit.
2. These employment follow-up data reflect the experiences of graduates from specific programs/majors. The data do not predict future employment trends or imply an individual's probability of obtaining employment.

GRADUATE STATUS BY PROGRAM

NORTH HENNEPIN COMMUNITY COLLEGE 1994-95 GRADUATES

Program Name: Graphic Design - AAS

1. 13 students graduated from this program during the 1994-1995 school year.
 2. 76.9%, or 10 of the 13 graduates were in the labor force.
 3. 0.0%, or 0 of the 13 graduates were not in the labor force.
 4. 15.4%, or 2 of the 13 graduates were continuing education.
 5. 7.7%, or 1 of the 13 graduates' status is unknown.
- Of the 10 graduates in the Labor Force:
1. 70.0%, or 7 were employed in a full-time related job, with an average wage of \$11.21 per hour.
 2. 0.0%, or 0 were employed in a related part-time/short-term job.
 3. 70.0%, or 7 were employed in related jobs.
 4. 10.0%, or 1 was employed in a full-time unrelated job.
 5. 0.0%, or 0 were employed in a unrelated part-time/short-term job.
 6. 20.0%, or 2 of the graduates in the labor force were unemployed.

1. Full-time employment is defined as at least 30 hours per week for at least four weeks.
2. Part-time/short-term employment is defined as less than 30 hours per week or fewer than four weeks.
3. Related employment indicates the student reported the job as related or somewhat related to their education.
4. Unrelated employment indicates the student reported the job as not related to their education.
5.
 - a. A list of graduate job titles is available for review upon request.
 - b. These data were gathered and reported in conformance with statewide standards under the auspices of the Minnesota Higher Education Coordinating Board and are subject to audit.
 - c. These employment follow-up data reflect the past experiences of graduates from specific programs/majors. The data do not predict future employment trends or imply an individual's probability of obtaining employment.
6. Not in labor force includes deceased, incarcerated, medical condition, and not seeking employment.
7. Confidence in the data diminishes when the number of graduates whose status is unknown is greater than 15 percent.
8. Relationship of employment to instructional program as reported by graduates.
9. Average salaries are not reported unless at least three people in the group gave wage data.

INFORMATION ON PROGRAM GRADUATES BY STATUS
NORTH HENNEPIN COMMUNITY COLLEGE 1994-95 GRADUATES

Program Name: Graphic Design - AAS

Graduates During 12 Month Period - July 1, 1994 - June 30, 1995

STATUS	JOB TITLE	EMPLOYER NAME	LOCATION
Continuing Education			
Continuing Education		Rolin Graphics	Plymouth MN
Full-Time Related	Technical Engineer	Artist Graphics	Roseville MN
Full-Time Related	Graphic Designer	Busco	Roseville MN
Full-Time Related	Assembler	Alliant Techsystems	Hopkins MN
Full-Time Related	Art Director	Fingerhut	Minnetonka MN
Full-Time Related	Graphic Artist	Rieke Carroll Muller Associate	Minnetonka MN
Full-Time Related	Art Director	Lillie Suburban Newspapers	St Paul MN
Full-Time Related	Typesetter Designer	Willman Speedy Print	Willman MN
Full-Time Unrelated	Assembler	Sauer Sundstrand	Plymouth MN
Unknown			
Unemployed			
Unemployed			

1. The accuracy of these employment follow-up data has not been verified by a formal audit.
2. These employment follow-up data reflect the experiences of graduates from specific programs/majors. The data do not predict future employment trends or imply an individual's probability of obtaining employment.

GRADUATE STATUS BY PROGRAM

NORTH HENNEPIN COMMUNITY COLLEGE 1994-95 GRADUATES

Program Name: Manufacturing Management - AAS

1. 1 student graduated from this program during the 1994-1995 school year.
2. 0.0%, or 0 graduates were in the labor force.
3. 0.0%, or 0 graduates were not in the labor force.
4. 0.0%, or 0 graduates were continuing education.
5. 100 %, or 1 graduate's status is unknown.

Of the 0 graduates in the Labor Force:

1. 0.0%, or 0 were employed in a full-time related job.
2. 0.0%, or 0 were employed in a related part-time/short-term job.
3. 0.0%, or 0 were employed in related jobs.
4. 0.0%, or 0 were employed in a full-time unrelated job.
5. 0.0%, or 0 were employed in a unrelated part-time/short-term job.
6. 0.0%, or 0 of the graduates in the labor force were unemployed.

1. Full-time employment is defined as at least 30 hours per week for at least four weeks.
2. Part-time/short-term employment is defined as less than 30 hours per week or fewer than four weeks.
3. Related employment indicates the student reported the job as related or somewhat related to their education.
4. Unrelated employment indicates the student reported the job as not related to their education.
5.
 - a. A list of graduate job titles is available for review upon request.
 - b. These data were gathered and reported in conformance with statewide standards under the auspices of the Minnesota Higher Education Coordinating Board and are subject to audit.
 - c. These employment follow-up data reflect the past experiences of graduates from specific programs/majors. The data do not predict future employment trends or imply an individual's probability of obtaining employment.
6. Not in labor force includes deceased, incarcerated, medical condition, and not seeking employment.
7. Confidence in the data diminishes when the number of graduates whose status is unknown is greater than 15 percent.
8. Relationship of employment to instructional program as reported by graduates.
9. Average salaries are not reported unless at least three people in the group gave wage data.

INFORMATION ON PROGRAM GRADUATES BY STATUS
NORTH HENNEPIN COMMUNITY COLLEGE 1994-95 GRADUATES

Program Name: Manufacturing Management - AAS

Graduates During 12 Month Period - July 1, 1994 - June 30, 1995

STATUS	JOB TITLE	EMPLOYER NAME	LOCATION
Unknown			

1. The accuracy of these employment follow-up data has not been verified by a formal audit.
2. These employment follow-up data reflect the experiences of graduates from specific programs/majors. The data do not predict future employment trends or imply an individual's probability of obtaining employment.

GRADUATE STATUS BY PROGRAM

NORTH HENNEPIN COMMUNITY COLLEGE 1994-95 GRADUATES

Program Name: Mechanical Drafting Design Technology - AAS

1. 1 student graduated from this program during the 1994-1995 school year.
2. 100%, or 1 graduate was in the labor force.
3. 0.0%, or 0 graduates were not in the labor force.
4. 0.0%, or 0 graduates were continuing education.
5. 0.0%, or 0 graduates' status is unknown.

Of the 1 graduate in the Labor Force:

1. 100%, or 1 was employed in a full-time related job.
2. 0.0%, or 0 were employed in a related part-time/short-term job.
3. 100%, or 1 was employed in related jobs.
4. 0.0%, or 0 were employed in a full-time unrelated job.
5. 0.0%, or 0 were employed in a unrelated part-time/short-term job.
6. 0.0%, or 0 of the graduates in the labor force were unemployed.

1. Full-time employment is defined as at least 30 hours per week for at least four weeks.
2. Part-time/short-term employment is defined as less than 30 hours per week or fewer than four weeks.
3. Related employment indicates the student reported the job as related or somewhat related to their education.
4. Unrelated employment indicates the student reported the job as not related to their education.
 - a. A list of graduate job titles is available for review upon request.
 - b. These data were gathered and reported in conformance with statewide standards under the auspices of the Minnesota Higher Education Coordinating Board and are subject to audit.
 - c. These employment follow-up data reflect the past experiences of graduates from specific programs/majors. The data do not predict future employment trends or imply an individual's probability of obtaining employment.
6. Not in labor force includes deceased, incarcerated, medical condition, and not seeking employment.
7. Confidence in the data diminishes when the number of graduates whose status is unknown is greater than 15 percent.
8. Relationship of employment to instructional program as reported by graduates.
9. Average salaries are not reported unless at least three people in the group gave wage data.

INFORMATION ON PROGRAM GRADUATES BY STATUS
NORTH HENNEPIN COMMUNITY COLLEGE 1994-95 GRADUATES

Program Name: Mechanical Drafting Design Technology - AAS

Graduates During 12 Month Period - July 1, 1994 - June 30, 1995

STATUS	JOB TITLE	EMPLOYER NAME	LOCATION
Full-Time Related	Account Manager	Pinnacle Legal Service	Minneapolis MN

1. The accuracy of these employment follow-up data has not been verified by a formal audit.
2. These employment follow-up data reflect the experiences of graduates from specific programs/majors.
The data do not predict future employment trends or imply an individual's probability of obtaining employment.

GRADUATE STATUS BY PROGRAM

NORTH HENNEPIN COMMUNITY COLLEGE 1994-95 GRADUATES

Program Name: Medical Records Technology - AAS

1. 5 students graduated from this program during the 1994-1995 school year.
 2. 100%, or 5 of the 5 graduates were in the labor force.
 3. 0.0%, or 0 of the 5 graduates were not in the labor force.
 4. 0.0%, or 0 of the 5 graduates were continuing education.
 5. 0.0%, or 0 of the 5 graduates' status is unknown.
- Of the 5 graduates in the Labor Force:
1. 60.0%, or 3 were employed in a full-time related job, with an average wage of \$10.50 per hour.
 2. 20.0%, or 1 was employed in a related part-time/short-term job.
 3. 80.0%, or 4 were employed in related jobs.
 4. 0.0%, or 0 were employed in a full-time unrelated job.
 5. 20.0%, or 1 was employed in a unrelated part-time/short-term job.
 6. 0.0%, or 0 of the graduates in the labor force were unemployed.

1. Full-time employment is defined as at least 30 hours per week for at least four weeks.
2. Part-time/short-term employment is defined as less than 30 hours per week or fewer than four weeks.
3. Related employment indicates the student reported the job as related or somewhat related to their education.
4. Unrelated employment indicates the student reported the job as not related to their education.
 - a. A list of graduate job titles is available for review upon request.
 - b. These data were gathered and reported in conformance with statewide standards under the auspices of the Minnesota Higher Education Coordinating Board and are subject to audit.
 - c. These employment follow-up data reflect the past experiences of graduates from specific programs/majors. The data do not predict future employment trends or imply an individual's probability of obtaining employment.
6. Not in labor force includes deceased, incarcerated, medical condition, and not seeking employment.
7. Confidence in the data diminishes when the number of graduates whose status is unknown is greater than 15 percent.
8. Relationship of employment to instructional program as reported by graduates.
9. Average salaries are not reported unless at least three people in the group gave wage data.

INFORMATION ON PROGRAM GRADUATES BY STATUS
 NORTH HENNEPIN COMMUNITY COLLEGE 1994-95 GRADUATES

Program Name: Medical Records Technology - AAS

Graduates During 12 Month Period - July 1, 1994 - June 30, 1995

STATUS	JOB TITLE	EMPLOYER NAME	LOCATION
Full-Time Related	Inpatient Coder/Abstractor	FairView Southdale Hospital	Edina MN
Full-Time Related	Medical Records Technician	Unity Hospital	Fridley MN
Full-Time Related	Data Quality Specialist	Allina Health System	Coon Rapids MN
Part-Time/Short-Term Related	Coder	Health Billings System	Plymouth MN
Part-Time/Short-Term Unrelated	Server	Unreported	

1. The accuracy of these employment follow-up data has not been verified by a formal audit.
2. These employment follow-up data reflect the experiences of graduates from specific programs/majors. The data do not predict future employment trends or imply an individual's probability of obtaining employment.

GRADUATE STATUS BY PROGRAM
NORTH HENNEPIN COMMUNITY COLLEGE 1994-95 GRADUATES
Program Name: Radiologic Technology - AAS

1. 1 student graduated from this program during the 1994-1995 school year.
2. 100%, or 1 graduates was in the labor force.
3. 0.0%, or 0 graduates were not in the labor force.
4. 0.0%, or 0 graduates were continuing education.
5. 0.0%, or 0 graduates' status is unknown.

Of the 1 graduate in the Labor Force:

1. 100%, or 1 was employed in a full-time related job.
2. 0.0%, or 0 were employed in a related part-time/short-term job.
3. 100%, or 1 was employed in related jobs.
4. 0.0%, or 0 were employed in a full-time unrelated job.
5. 0.0%, or 0 were employed in a unrelated part-time/short-term job.
6. 0.0%, or 0 of the graduates in the labor force were unemployed.

1. Full-time employment is defined as at least 30 hours per week for at least four weeks.
2. Part-time/short-term employment is defined as less than 30 hours per week or fewer than four weeks.
3. Related employment indicates the student reported the job as related or somewhat related to their education.
4. Unrelated employment indicates the student reported the job as not related to their education.
5. a. A list of graduate job titles is available for review upon request.
b. These data were gathered and reported in conformance with statewide standards under the auspices of the Minnesota Higher Education Coordinating Board and are subject to audit.
c. These employment follow-up data reflect the past experiences of graduates from specific programs/majors. The data do not predict future employment trends or imply an individual's probability of obtaining employment.
6. Not in labor force includes deceased, incarcerated, medical condition, and not seeking employment.
7. Confidence in the data diminishes when the number of graduates whose status is unknown is greater than 15 percent.
8. Relationship of employment to instructional program as reported by graduates.
9. Average salaries are not reported unless at least three people in the group gave wage data.

INFORMATION ON PROGRAM GRADUATES BY STATUS
 NORTH HENNEPIN COMMUNITY COLLEGE 1994-95 GRADUATES

Program Name: Radiologic Technology - AAS
 Graduates During 12 Month Period - July 1, 1994 - June 30, 1995

STATUS	JOB TITLE	EMPLOYER NAME	LOCATION
Full-Time Related	Radiology Technologist	North Memorial Medical Center	Robbinsdale MN

1. The accuracy of these employment follow-up data has not been verified by a formal audit.
2. These employment follow-up data reflect the experiences of graduates from specific programs/majors. The data do not predict future employment trends or imply an individual's probability of obtaining employment.

ASSOCIATE IN SCIENCE GRADUATES

GRADUATE STATUS BY PROGRAM
NORTH HENNEPIN COMMUNITY COLLEGE 1994-95 GRADUATES

Program Name: Law Enforcement - AS

1. 51 students graduated from this program during the 1994-1995 school year.
2. 66.7%, or 34 of the 51 graduates were in the labor force.
3. 0.0%, or 0 of the 51 graduates were not in the labor force.
4. 5.9%, or 3 of the 51 graduates were continuing education.
5. 18.8%, or 9 of the 51 graduates' status is unknown.

Of the 34 graduates in the Labor Force:

1. 44.1%, or 15 were employed in a full-time related job, with an average wage of \$11.43 per hour.
2. 23.5%, or 8 were employed in a related part-time/short-term job, with an average wage of \$11.75 per hour.
3. 67.6%, or 23 were employed in related jobs.
4. 32.4%, or 11 were employed in a full-time unrelated job, with an average wage of \$11.90 per hour.
5. 0.0%, or 0 were employed in a unrelated part-time/short-term job.
6. 0.0%, or 0 of the graduates in the labor force were unemployed.

1. Full-time employment is defined as at least 30 hours per week for at least four weeks.
2. Part-time/short-term employment is defined as less than 30 hours per week or fewer than four weeks.
3. Related employment indicates the student reported the job as related or somewhat related to their education.
4. Unrelated employment indicates the student reported the job as not related to their education.
 - a. A list of graduate job titles is available for review upon request.
 - b. These data were gathered and reported in conformance with statewide standards under the auspices of the Minnesota Higher Education Coordinating Board and are subject to audit.
 - c. These employment follow-up data reflect the past experiences of graduates from specific programs/majors. The data do not predict future employment trends or imply an individual's probability of obtaining employment.
6. Not in labor force includes deceased, incarcerated, medical condition, and not seeking employment.
7. Confidence in the data diminishes when the number of graduates whose status is unknown is greater than 15 percent.
8. Relationship of employment to instructional program as reported by graduates.
9. Average salaries are not reported unless at least three people in the group gave wage data.

INFORMATION ON PROGRAM GRADUATES BY STATUS
 NORTH HENNEPIN COMMUNITY COLLEGE 1994-95 GRADUATES

Program Name: Law Enforcement - AS

Graduates During 12 Month Period - July 1, 1994 - June 30, 1995

STATUS	JOB TITLE	EMPLOYER NAME	LOCATION
Continuing Education	Sales	TCF Bank	Brooklyn Park MN
Continuing Education	Environmental Specialist	Determan Welding and Tank	Fridley MN
Continuing Education	Nanny		Mankato MN
Full-Time Related	Work Release Officer	Anoka County Corrections	Anoka MN
Full-Time Related	Park Patrol Officer	Minneapolis Park Police	Minneapolis MN
Full-Time Related	Emergency Dispatcher	Brooklyn Center Police	Brooklyn Center MN
Full-Time Related	Deputy Sheriff	Itasca County Sheriff	Grand Rapids MN
Full-Time Related	Security Officer	Madison Marquette Health	Blaine MN
Full-Time Related		Unreported	
Full-Time Related	Police Clerk	Robbinsdale PD	Robbinsdale MN
Full-Time Related	Officer	Crosby Police Department	
Full-Time Related	Driver	American Security	St Paul MN
Full-Time Related	Officer	City of Mound	Mound MN
Full-Time Related	Officer	City of Wauconda, Illinois	Wauconda IL

1. The accuracy of these employment follow-up data has not been verified by a formal audit.
2. These employment follow-up data reflect the experiences of graduates from specific programs/majors. The data do not predict future employment trends or imply an individual's probability of obtaining employment.

INFORMATION ON PROGRAM GRADUATES BY STATUS
 NORTH HENNEPIN COMMUNITY COLLEGE 1994-95 GRADUATES

Program Name: Law Enforcement - AS

Graduates During 12 Month Period - July 1, 1994 - June 30, 1995

STATUS	JOB TITLE	EMPLOYER NAME	LOCATION
Full-Time Related	Supervisor	Sims Security	St Paul MN
Full-Time Related	Manager	Security Company	Bloomington MN
Full-Time Related	Community Service Officer	City of Fridley	Fridley MN
Full-Time Related	Security Officer	Mall of America	Bloomington MN
Full-Time Unrelated	Customer Service	Grainger	Plymouth MN
Full-Time Unrelated	Loader Operator	Plaisted Companies	Elk River MN
Full-Time Unrelated	Manager	Saturn of Brooklyn Park	Brooklyn Park MN
Full-Time Unrelated	Insulator		St Paul MN
Full-Time Unrelated	Owner	Tasty Pizza II Incorporated	Brooklyn Park MN
Full-Time Unrelated	Cashier	Sam's Club	St Louis Park MN
Full-Time Unrelated	Yard Assistant	Menards	Burnsville MN
Full-Time Unrelated	Manager	Arrow Cryogenics	Blaine MN
Full-Time Unrelated	Stylist	JC Penny	Brooklyn Center MN
Full-Time Unrelated	Realtor	Self Employed	St Paul MN

1. The accuracy of these employment follow-up data has not been verified by a formal audit.
2. These employment follow-up data reflect the experiences of graduates from specific programs/majors. The data do not predict future employment trends or imply an individual's probability of obtaining employment.

INFORMATION ON PROGRAM GRADUATES BY STATUS
 NORTH HENNEPIN COMMUNITY COLLEGE 1994-95 GRADUATES

Program Name: Law Enforcement - AS

Graduates During 12 Month Period - July 1, 1994 - June 30, 1995

STATUS	JOB TITLE	EMPLOYER NAME	LOCATION
Full-Time Unrelated	Health Care Trainee	Hennepin County	Minneapolis MN
Part-Time/Short-Term Related	Deputy Sheriff	Washington County Sheriff	Stillwater
Part-Time/Short-Term Related	C.S.O. Reserve	Anoka County Sheriffs	Anoka MN
Part-Time/Short-Term Related	Deputy Sheriff	Washington County	Stillwater MN
Part-Time/Short-Term Related	Officer	Braham Police Department	Braham MN
Part-Time/Short-Term Related	Officer	City of Minneapolis	Minneapolis MN
Part-Time/Short-Term Related	Officer	City of Minneapolis	Minneapolis MN
Part-Time/Short-Term Related	Security Officer	Sims Security	St Paul MN
Part-Time/Short-Term Related	Officer		Milwaukee WI
Unknown			
Unknown			
Unknown			
Unknown			
Unknown			

1. The accuracy of these employment follow-up data has not been verified by a formal audit.
2. These employment follow-up data reflect the experiences of graduates from specific programs/majors. The data do not predict future employment trends or imply an individual's probability of obtaining employment.

INFORMATION ON PROGRAM GRADUATES BY STATUS
 NORTH HENNEPIN COMMUNITY COLLEGE 1994-95 GRADUATES

Program Name: Law Enforcement - AS

Graduates During 12 Month Period - July 1, 1994 - June 30, 1995

STATUS	JOB TITLE	EMPLOYER NAME	LOCATION
Unknown			
Unknown			
Unknown			
Unknown			
Unknown			
Unknown			
Unknown			
Unknown			
Unknown			

1. The accuracy of these employment follow-up data has not been verified by a formal audit.
2. These employment follow-up data reflect the experiences of graduates from specific programs/majors. The data do not predict future employment trends or imply an individual's probability of obtaining employment.

GRADUATE STATUS BY PROGRAM

NORTH HENNEPIN COMMUNITY COLLEGE 1994-95 GRADUATES

Program Name: Legal Assistant - AS

1. 48 students graduated from this program during the 1994-1995 school year.
2. 66.7%, or 32 of the 48 graduates were in the labor force.
3. 6.3%, or 3 of the 48 graduates were not in the labor force.
4. 8.3%, or 4 of the 48 graduates were continuing education.
5. 18.8%, or 9 of the 48 graduates' status is unknown.

Of the 32 graduates in the Labor Force:

1. 50.0%, or 16 were employed in a full-time related job, with an average wage of \$11.75 per hour.
2. 9.4%, or 3 were employed in a related part-time/short-term job, with an average wage of \$ 8.50 per hour.
3. 59.4%, or 19 were employed in related jobs.
4. 37.5%, or 12 were employed in a full-time unrelated job, with an average wage of \$11.00 per hour.
5. 3.1%, or 1 was employed in a unrelated part-time/short-term job.
6. 0.0%, or 0 of the graduates in the labor force were unemployed.

1. Full-time employment is defined as at least 30 hours per week for at least four weeks.
2. Part-time/short-term employment is defined as less than 30 hours per week or fewer than four weeks.
3. Related employment indicates the student reported the job as related or somewhat related to their education.
4. Unrelated employment indicates the student reported the job as not related to their education.
5.
 - a. A list of graduate job titles is available for review upon request.
 - b. These data were gathered and reported in conformance with statewide standards under the auspices of the Minnesota Higher Education Coordinating Board and are subject to audit.
 - c. These employment follow-up data reflect the past experiences of graduates from specific programs/majors. The data do not predict future employment trends or imply an individual's probability of obtaining employment.
6. Not in labor force includes deceased, incarcerated, medical condition, and not seeking employment.
7. Confidence in the data diminishes when the number of graduates whose status is unknown is greater than 15 percent.
8. Relationship of employment to instructional program as reported by graduates.
9. Average salaries are not reported unless at least three people in the group gave wage data.

INFORMATION ON PROGRAM GRADUATES BY STATUS
NORTH HENNEPIN COMMUNITY COLLEGE 1994-95 GRADUATES

Program Name: Legal Assistant - AS

Graduates During 12 Month Period - July 1, 1994 - June 30, 1995

STATUS	JOB TITLE	EMPLOYER NAME	LOCATION
Continuing Education	Legal Assistant	Kennedy Law Office	Roseville MN
Continuing Education	Secretary	Larsen Olson Company	Plymouth MN
Continuing Education	Paralegal	Law Firm	Minneapolis MN
Continuing Education	Cashier	Paper Warehouse	Spring Lake Park MN
Full-Time Related	Paralegal	American Express	Minneapolis MN
Full-Time Related	Paralegal	Barna, Guzy and Steffen	Coon Rapids MN
Full-Time Related	Paralegal	Hennepin County Attorney	Minneapolis MN
Full-Time Related	Document Coder	Dorsey & Whitney	Minneapolis MN
Full-Time Related	Legal Assistant	Lanners And Olson PA	Plymouth MN
Full-Time Related	Credit Collections Clerk	G & K Services	Minneapolis MN
Full-Time Related	Legal Assistant	AgriBank	St Paul MN
Full-Time Related	Paralegal	Television Station	St Paul MN
Full-Time Related	Legal Assistant	Interim Legal Professionals	Minneapolis MN
Full-Time Related	Policy Service Administrator	NBG	Minneapolis MN

1. The accuracy of these employment follow-up data has not been verified by a formal audit.
2. These employment follow-up data reflect the experiences of graduates from specific programs/majors. The data do not predict future employment trends or imply an individual's probability of obtaining employment.

INFORMATION ON PROGRAM GRADUATES BY STATUS
 NORTH HENNEPIN COMMUNITY COLLEGE 1994-95 GRADUATES

Program Name: Legal Assistant - AS

Graduates During 12 Month Period - July 1, 1994 - June 30, 1995

STATUS	JOB TITLE	EMPLOYER NAME	LOCATION
Full-Time Related	Legal Assistant	Schwabel Goetz Sieben Moskal	Minneapolis MN
Full-Time Related	Legal Assistant	Bieber Law Office	Becker MN
Full-Time Related	Legal Assistant	Law Office Associate	Minneapolis MN
Full-Time Related	Credit Manager	SIS Enterprises	Columbia Heights MN
Full-Time Related	Paralegal	Tempelton	Minneapolis MN
Full-Time Related	Legal Assistant	Milavetz Gallop & Milavetz	Edina MN
Full-Time Unrelated	Legal Secretary	Hennepin County Attorney	Minneapolis MN
Full-Time Unrelated	Administrative Assistant	J. Michael Dady and Associates	Minneapolis MN
Full-Time Unrelated	Customer Service	Collins Communications	St Paul MN
Full-Time Unrelated		Unreported	
Full-Time Unrelated	Closing Coordinator		Eden Prairie MN
Full-Time Unrelated	Administrative Assistant	Candleman Corporation	Brainerd MN
Full-Time Unrelated	Copy Editor	General Mills	Golden Valley MN
Full-Time Unrelated	Registered Nurse	Healthspan Home Care	Roseville MN

1. The accuracy of these employment follow-up data has not been verified by a formal audit.
2. These employment follow-up data reflect the experiences of graduates from specific programs/majors. The data do not predict future employment trends or imply an individual's probability of obtaining employment.

INFORMATION ON PROGRAM GRADUATES BY STATUS
NORTH HENNEPIN COMMUNITY COLLEGE 1994-95 GRADUATES

Program Name: Legal Assistant - AS

Graduates During 12 Month Period - July 1, 1994 - June 30, 1995

STATUS	JOB TITLE	EMPLOYER NAME	LOCATION
Full-Time Unrelated	Purchaser	Minnesota State Fair	St Paul MN
Full-Time Unrelated	Inspector	Pemstar	Rochester MN
Full-Time Unrelated	Sales	Manufacturer Route	Minnetonka MN
Full-Time Unrelated	Receptionist	Meuser & Associates	Minneapolis MN
Not in Labor Force			
Not in Labor Force			
Not in Labor Force			
Part-Time/Short-Term Related	Paralegal	Randall & Parmater	Minnetonka MN
Part-Time/Short-Term Related		Templeton	Minneapolis MN
Part-Time/Short-Term Related	Customer Service	Rust Consulting Group	Minneapolis MN
Part-Time/Short-Term Unrelated	Driver	Osseo Schools	Osseo MN
Unknown			
Unknown			
Unknown			

1. The accuracy of these employment follow-up data has not been verified by a formal audit.
2. These employment follow-up data reflect the experiences of graduates from specific programs/majors. The data do not predict future employment trends or imply an individual's probability of obtaining employment.

INFORMATION ON PROGRAM GRADUATES BY STATUS
 NORTH HENNEPIN COMMUNITY COLLEGE 1994-95 GRADUATES

Program Name: Legal Assistant - AS

Graduates During 12 Month Period - July 1, 1994 - June 30, 1995

STATUS	JOB TITLE	EMPLOYER NAME	LOCATION
Unknown			
Unknown			
Unknown			
Unknown			
Unknown			
Unknown			

1. The accuracy of these employment follow-up data has not been verified by a formal audit.
2. These employment follow-up data reflect the experiences of graduates from specific programs/majors. The data do not predict future employment trends or imply an individual's probability of obtaining employment.

GRADUATE STATUS BY PROGRAM
NORTH HENNEPIN COMMUNITY COLLEGE 1994-95 GRADUATES
Program Name: Medical Laboratory Technology - AS

1. 5 students graduated from this program during the 1994-1995 school year.
2. 0.0%, or 5 of the 5 graduates were in the labor force.
3. 0.0%, or 0 of the 5 graduates were not in the labor force.
4. 0.0%, or 0 of the 5 graduates were continuing education.
5. 0.0%, or 0 of the 5 graduates' status is unknown.

Of the 5 graduates in the Labor Force:

1. 80.0%, or 4 were employed in a full-time related job, with an average wage of \$11.75 per hour.
2. 0.0%, or 0 were employed in a related part-time/short-term job.
3. 80.0%, or 4 were employed in related jobs.
4. 0.0%, or 0 were employed in a full-time unrelated job.
5. 20.0%, or 1 was employed in a unrelated part-time/short-term job.
6. 0.0%, or 0 of the graduates in the labor force were unemployed.

1. Full-time employment is defined as at least 30 hours per week for at least four weeks.
2. Part-time/short-term employment is defined as less than 30 hours per week or fewer than four weeks.
3. Related employment indicates the student reported the job as related or somewhat related to their education.
4. Unrelated employment indicates the student reported the job as not related to their education.
 - a. A list of graduate job titles is available for review upon request.
 - b. These data were gathered and reported in conformance with statewide standards under the auspices of the Minnesota Higher Education Coordinating Board and are subject to audit.
 - c. These employment follow-up data reflect the past experiences of graduates from specific programs/majors. The data do not predict future employment trends or imply an individual's probability of obtaining employment.
6. Not in labor force includes deceased, incarcerated, medical condition, and not seeking employment.
7. Confidence in the data diminishes when the number of graduates whose status is unknown is greater than 15 percent.
8. Relationship of employment to instructional program as reported by graduates.
9. Average salaries are not reported unless at least three people in the group gave wage data.

INFORMATION ON PROGRAM GRADUATES BY STATUS
 NORTH HENNEPIN COMMUNITY COLLEGE 1994-95 GRADUATES

Program Name: Medical Laboratory Technology - AS

Graduates During 12 Month Period - July 1, 1994 - June 30, 1995

STATUS	JOB TITLE	EMPLOYER NAME	LOCATION
Full-Time Related	Medical Lab Technician	American Red Cross	Eagan MN
Full-Time Related	Medical Lab Technician	American Red Cross	Eagan MN
Full-Time Related	Medical Lab Technician	Abbot Hospital	Minneapolis MN
Full-Time Related	Medical Lab Technician	Abbot Hospital	Minneapolis MN
Part-Time/Short-Term Unrelated	Bookkeeper	NW Electrical Institute	Minneapolis MN

1. The accuracy of these employment follow-up data has not been verified by a formal audit.
2. These employment follow-up data reflect the experiences of graduates from specific programs/majors. The data do not predict future employment trends or imply an individual's probability of obtaining employment.

GRADUATE STATUS BY PROGRAM
NORTH HENNEPIN COMMUNITY COLLEGE 1994-95 GRADUATES

Program Name: Non-Invasive Cardiology - AS

1. 3 students graduated from this program during the 1994-1995 school year.
2. 66.7%, or 2 of the 3 graduates were in the labor force.
3. 0.0%, or 0 of the 3 graduates were not in the labor force.
4. 0.0%, or 0 of the 3 graduates were continuing education.
5. 33.3%, or 1 of the 3 graduates' status is unknown.

Of the 2 graduates in the Labor Force:

1. 50.0%, or 1 was employed in a full-time related job.
2. 50.0%, or 1 was employed in a related part-time/short-term job.
3. 100%, or 2 were employed in related jobs.
4. 0.0%, or 0 were employed in a full-time unrelated job.
5. 0.0%, or 0 were employed in a unrelated part-time/short-term job.
6. 0.0%, or 0 of the graduates in the labor force were unemployed.

1. Full-time employment is defined as at least 30 hours per week for at least four weeks.
2. Part-time/short-term employment is defined as less than 30 hours per week or fewer than four weeks.
3. Related employment indicates the student reported the job as related or somewhat related to their education.
4. Unrelated employment indicates the student reported the job as not related to their education.
 - a. A list of graduate job titles is available for review upon request.
 - b. These data were gathered and reported in conformance with statewide standards under the auspices of the Minnesota Higher Education Coordinating Board and are subject to audit.
 - c. These employment follow-up data reflect the past experiences of graduates from specific programs/majors. The data do not predict future employment trends or imply an individual's probability of obtaining employment.
6. Not in labor force includes deceased, incarcerated, medical condition, and not seeking employment.
7. Confidence in the data diminishes when the number of graduates whose status is unknown is greater than 15 percent.
8. Relationship of employment to instructional program as reported by graduates.
9. Average salaries are not reported unless at least three people in the group gave wage data.

INFORMATION ON PROGRAM GRADUATES BY STATUS
 NORTH HENNEPIN COMMUNITY COLLEGE 1994-95 GRADUATES

Program Name: Non-Invasive Cardiology - AS

Graduates During 12 Month Period - July 1, 1994 - June 30, 1995

STATUS	JOB TITLE	EMPLOYER NAME	LOCATION
Full-Time Related	Echocardiography Technician	Fairview Riverside Hospital	Minneapolis MN
Part-Time/Short-Term Related	Cardiac Sonographer	St Paul Ramsey Hospital	St Paul MN
Unknown			

1. The accuracy of these employment follow-up data has not been verified by a formal audit.
2. These employment follow-up data reflect the experiences of graduates from specific programs/majors. The data do not predict future employment trends or imply an individual's probability of obtaining employment.

GRADUATE STATUS BY PROGRAM
NORTH HENNEPIN COMMUNITY COLLEGE 1994-95 GRADUATES

Program Name: Nursing, General - AS

1. 92 students graduated from this program during the 1994-1995 school year.
2. 88.0%, or 81 of the 92 graduates were in the labor force.
3. 1.1%, or 1 of the 92 graduates was not in the labor force.
4. 2.2%, or 2 of the 92 graduates were continuing education.
5. 8.7%, or 8 of the 92 graduates' status is unknown.

Of the 81 graduates in the Labor Force:

1. 71.6%, or 58 were employed in a full-time related job, with an average wage of \$15.13 per hour.
2. 24.7%, or 20 were employed in a related part-time/short-term job, with an average wage of \$14.60 per hour.
3. 96.3%, or 78 were employed in related jobs.
4. 2.5%, or 2 were employed in a full-time unrelated job.
5. 0.0%, or 0 were employed in a unrelated part-time/short-term job.
6. 1.2%, or 1 of the graduates in the labor force was unemployed.

1. Full-time employment is defined as at least 30 hours per week for at least four weeks.
2. Part-time/short-term employment is defined as less than 30 hours per week or fewer than four weeks.
3. Related employment indicates the student reported the job as related or somewhat related to their education.
4. Unrelated employment indicates the student reported the job as not related to their education.
 - a. A list of graduate job titles is available for review upon request.
 - b. These data were gathered and reported in conformance with statewide standards under the auspices of the Minnesota Higher Education Coordinating Board and are subject to audit.
 - c. These employment follow-up data reflect the past experiences of graduates from specific programs/majors. The data do not predict future employment trends or imply an individual's probability of obtaining employment.
6. Not in labor force includes deceased, incarcerated, medical condition, and not seeking employment.
7. Confidence in the data diminishes when the number of graduates whose status is unknown is greater than 15 percent.
8. Relationship of employment to instructional program as reported by graduates.
9. Average salaries are not reported unless at least three people in the group gave wage data.

INFORMATION ON PROGRAM GRADUATES BY STATUS
 NORTH HENNEPIN COMMUNITY COLLEGE 1994-95 GRADUATES

Program Name: Nursing, General - AS

Graduates During 12 Month Period - July 1, 1994 - June 30, 1995

STATUS	JOB TITLE	EMPLOYER NAME	LOCATION
Continuing Education	Registered Nurse	St Therese Home Inc	New Hope MN
Continuing Education	Registered Nurse		Brainerd MN
Full-Time Related	Registered Nurse	VA Medical Center	St Cloud MN
Full-Time Related	Registered Nurse	Maranatha Care Center	Brooklyn Center MN
Full-Time Related	Registered Nurse	North Memorial Medical Center	Robbinsdale MN
Full-Time Related	Registered Nurse	State of Minnesota WRTC	Willman MN
Full-Time Related	Registered Nurse	Milaca Elim Home	Milaca MN
Full-Time Related	Registered Nurse	REM Health Inc.	St Cloud MN
Full-Time Related	Registered Nurse	St Cloud Hospital	St Cloud MN
Full-Time Related	Registered Nurse	Cambridge Health Care Center	Cambridge MN
Full-Time Related	Registered Nurse	Walker Care Center	Minneapolis MN
Full-Time Related	Registered Nurse	St Olaf Residence	Minneapolis MN
Full-Time Related	Registered Nurse	Park Crest Baptist Care Center	Minneapolis MN
Full-Time Related	Registered Nurse	Fairview Family Clinic	Minneapolis MN

1. The accuracy of these employment follow-up data has not been verified by a formal audit.
2. These employment follow-up data reflect the experiences of graduates from specific programs/majors. The data do not predict future employment trends or imply an individual's probability of obtaining employment.

INFORMATION ON PROGRAM GRADUATES BY STATUS
 NORTH HENNEPIN COMMUNITY COLLEGE 1994-95 GRADUATES

Program Name: Nursing, General - AS

Graduates During 12 Month Period - July 1, 1994 - June 30, 1995

STATUS	JOB TITLE	EMPLOYER NAME	LOCATION
Full-Time Related	Registered Nurse	Becklund Home Health Care	Golden Valley MN
Full-Time Related	Registered Nurse	Walker Methodist	Minneapolis MN
Full-Time Related	Registered Nurse	Heartland Home Health	Annandale MN
Full-Time Related	Registered Nurse	Backlund Home Health Care	Golden Valley MN
Full-Time Related	Registered Nurse	St Cloud Hospital	St Cloud MN
Full-Time Related	NAR	Hulchrist Health Care	Wayzata MN
Full-Time Related	Registered Nurse	Northridge Care Center	New Hope MN
Full-Time Related	Registered Nurse	St Therese Home Inc	New Hope MN
Full-Time Related	Registered Nurse	St Cloud Hospital	St Cloud MN
Full-Time Related	Registered Nurse	Health Partners	St Paul MN
Full-Time Related	Registered Nurse	Health Partners	St Paul MN
Full-Time Related	Registered Nurse	St Cloud Hospital	St Cloud MN
Full-Time Related	Registered Nurse	Buffalo Hospital	Buffalo MN
Full-Time Related	Registered Nurse	Wilder Residence East	St Paul MN

1. The accuracy of these employment follow-up data has not been verified by a formal audit.
2. These employment follow-up data reflect the experiences of graduates from specific programs/majors. The data do not predict future employment trends or imply an individual's probability of obtaining employment.

INFORMATION ON PROGRAM GRADUATES BY STATUS
 NORTH HENNEPIN COMMUNITY COLLEGE 1994-95 GRADUATES

Program Name: Nursing, General - AS

Graduates During 12 Month Period - July 1, 1994 - June 30, 1995

STATUS	JOB TITLE	EMPLOYER NAME	LOCATION
Full-Time Related	Registered Nurse	Aviv Health Care	Osseo MN
Full-Time Related	Registered Nurse	Mound Medical Clinic	Mound MN
Full-Time Related	Registered Nurse	Luthern Senior Citizen Home	Little Falls MN
Full-Time Related	Registered Nurse	Methodist Hospital	St Louis Park MN
Full-Time Related	Registered Nurse	Westwood	St Louis Park MN
Full-Time Related	Registered Nurse	Cokato Manor	Cokato MN
Full-Time Related	Registered Nurse	Howard Lake Good Samaritan	Howard Lake MN
Full-Time Related	Registered Nurse	Childrens' Hospital Mpls	Minneapolis MN
Full-Time Related	Registered Nurse	Methodist Hospital	St Louis Park MN
Full-Time Related	Registered Nurse	North Memorial Medical Center	Robbinsdale MN
Full-Time Related	Registered Nurse	Beverly Enterprises	Long Lake MN
Full-Time Related	Registered Nurse	Park View Care Center	Buffalo MN
Full-Time Related	Registered Nurse	Hillcrest Health Care	Wayzata MN
Full-Time Related	Registered Nurse	Douglas County Hospital	Alexandria MN

1. The accuracy of these employment follow-up data has not been verified by a formal audit.
2. These employment follow-up data reflect the experiences of graduates from specific programs/majors. The data do not predict future employment trends or imply an individual's probability of obtaining employment.

INFORMATION ON PROGRAM GRADUATES BY STATUS
 NORTH HENNEPIN COMMUNITY COLLEGE 1994-95 GRADUATES

Program Name: Nursing, General - AS

Graduates During 12 Month Period - July 1, 1994 - June 30, 1995

STATUS	JOB TITLE	EMPLOYER NAME	LOCATION
Full-Time Related	Registered Nurse	Rem Health Inc.	Edina MN
Full-Time Related	Registered Nurse	VA Medical Center	St Cloud MN
Full-Time Related	Registered Nurse	Health System MN	Wayzata MN
Full-Time Related	Registered Nurse	St Therese Home Inc	New Hope MN
Full-Time Related	Registered Nurse	Trivilla Nursing Home	New Brighton MN
Full-Time Related	Registered Nurse	Crestview	Columbia Heights MN
Full-Time Related	Registered Nurse	St Scholastica Convent	St Cloud MN
Full-Time Related	Registered Nurse	Colonial Acres Health Care	Golden Valley MN
Full-Time Related	Registered Nurse	St Cloud Hospital	St Cloud MN
Full-Time Related	Registered Nurse	St Cloud UAMC	St Cloud MN
Full-Time Related	Registered Nurse	Central Care Center	Minneapolis MN
Full-Time Related	Registered Nurse	Fairview Northland Hospital	Princeton MN
Full-Time Related	Registered Nurse	Becklund Home Health Care	Wayzata MN
Full-Time Related	Registered Nurse	Walker Methodist	Minneapolis MN

1. The accuracy of these employment follow-up data has not been verified by a formal audit.
2. These employment follow-up data reflect the experiences of graduates from specific programs/majors. The data do not predict future employment trends or imply an individual's probability of obtaining employment.

INFORMATION ON PROGRAM GRADUATES BY STATUS
 NORTH HENNEPIN COMMUNITY COLLEGE 1994-95 GRADUATES

Program Name: Nursing, General - AS

Graduates During 12 Month Period - July 1, 1994 - June 30, 1995

STATUS	JOB TITLE	EMPLOYER NAME	LOCATION
Full-Time Related	Registered Nurse	Good Shepherd Community	Sauk Rapids MN
Full-Time Related	Registered Nurse	Park View Care Center	Buffalo MN
Full-Time Related	Registered Nurse	Crytal Care Center	Minneapolis MN
Full-Time Related	Registered Nurse	St Therese Home Inc	New Hope MN
Full-Time Unrelated	Office Worker	Olsten Staffing	Plymouth MN
Full-Time Unrelated	Sales	Regis, Europe	London, England
Not in Labor Force			
Part-Time/Short-Term Related	Registered Nurse	Hutchison Community Hospital	Hutchison MN
Part-Time/Short-Term Related	Registered Nurse	Methodist Hospital	St Louis Park MN
Part-Time/Short-Term Related	Registered Nurse	Hillcrest Health Care	St Louis Park MN
Part-Time/Short-Term Related	Registered Nurse	Colonial Acres Health Care	Golden Valley MN
Part-Time/Short-Term Related	Patient Care Assistant	St Cloud Hospital	St Cloud MN
Part-Time/Short-Term Related	Registered Nurse	Osseo Schools	Osseo MN
Part-Time/Short-Term Related	Registered Nurse	American Babtist Homes Midwest	Minneapolis MN

1. The accuracy of these employment follow-up data has not been verified by a formal audit.
2. These employment follow-up data reflect the experiences of graduates from specific programs/majors. The data do not predict future employment trends or imply an individual's probability of obtaining employment.

INFORMATION ON PROGRAM GRADUATES BY STATUS
 NORTH HENNEPIN COMMUNITY COLLEGE 1994-95 GRADUATES

Program Name: Nursing, General - AS

Graduates During 12 Month Period - July 1, 1994 - June 30, 1995

STATUS	JOB TITLE	EMPLOYER NAME	LOCATION
Part-Time/Short-Term Related	Registered Nurse	North Memorial Medical Center	Robbinsdale MN
Part-Time/Short-Term Related	Registered Nurse	Wilmar Treatment Center	Wilmar MN
Part-Time/Short-Term Related	Registered Nurse	Fairview Riverside Medical	Minneapolis MN
Part-Time/Short-Term Related	Registered Nurse	HealthSpan Home Care	Richfield MN
Part-Time/Short-Term Related	Registered Nurse	St Benedicts Center	St Cloud MN
Part-Time/Short-Term Related	Registered Nurse	St Louis Park Plaza Health	St Louis Park MN
Part-Time/Short-Term Related	Registered Nurse	Employed Privately	New Brighton MN
Part-Time/Short-Term Related	Registered Nurse	Heritage of Edina	Edina MN
Part-Time/Short-Term Related	Registered Nurse	Paynesville Area Hospital	Paynesville MN
Part-Time/Short-Term Related	Registered Nurse	Life Care Center Chattanooga	Chattanooga TN
Part-Time/Short-Term Related	Registered Nurse	American Red Cross	St Paul MN
Part-Time/Short-Term Related	Registered Nurse	St Therese Home Inc	Crystal MN
Part-Time/Short-Term Related	Registered Nurse	Fairview Northland Hospital	Princeton MN
Unknown			

1. The accuracy of these employment follow-up data has not been verified by a formal audit.
2. These employment follow-up data reflect the experiences of graduates from specific programs/majors. The data do not predict future employment trends or imply an individual's probability of obtaining employment.

INFORMATION ON PROGRAM GRADUATES BY STATUS
 NORTH HENNEPIN COMMUNITY COLLEGE 1994-95 GRADUATES

Program Name: Nursing, General - AS

Graduates During 12 Month Period - July 1, 1994 - June 30, 1995

STATUS	JOB TITLE	EMPLOYER NAME	LOCATION
Unknown			
Unknown			
Unknown			
Unknown			
Unknown			
Unknown			
Unknown			
Unemployed			

1. The accuracy of these employment follow-up data has not been verified by a formal audit.
2. These employment follow-up data reflect the experiences of graduates from specific programs/majors. The data do not predict future employment trends or imply an individual's probability of obtaining employment.

GRADUATE STATUS BY PROGRAM

NORTH HENNEPIN COMMUNITY COLLEGE 1994-95 GRADUATES

Program Name: Pre-Business Administration - AS

1. 7 students graduated from this program during the 1994-1995 school year.
 2. 42.9%, or 3 of the 7 graduates were in the labor force.
 3. 0.0%, or 0 of the 7 graduates were not in the labor force.
 4. 28.6%, or 2 of the 7 graduates were continuing education.
 5. 28.6%, or 2 of the 7 graduates' status is unknown.
- Of the 3 graduates in the Labor Force:
1. 100%, or 3 were employed in a full-time related job, with an average wage of \$14.50 per hour.
 2. 0.0%, or 0 were employed in a related part-time/short-term job.
 3. 100%, or 3 were employed in related jobs.
 4. 0.0%, or 0 were employed in a full-time unrelated job.
 5. 0.0%, or 0 were employed in a unrelated part-time/short-term job.
 6. 0.0%, or 0 of the graduates in the labor force were unemployed.

1. Full-time employment is defined as at least 30 hours per week for at least four weeks.
2. Part-time/short-term employment is defined as less than 30 hours per week or fewer than four weeks.
3. Related employment indicates the student reported the job as related or somewhat related to their education.
4. Unrelated employment indicates the student reported the job as not related to their education.
5. a. A list of graduate job titles is available for review upon request.
b. These data were gathered and reported in conformance with statewide standards under the auspices of the Minnesota Higher Education Coordinating Board and are subject to audit.
c. These employment follow-up data reflect the past experiences of graduates from specific programs/majors. The data do not predict future employment trends or imply an individual's probability of obtaining employment.
6. Not in labor force includes deceased, incarcerated, medical condition, and not seeking employment.
7. Confidence in the data diminishes when the number of graduates whose status is unknown is greater than 15 percent.
8. Relationship of employment to instructional program as reported by graduates.
9. Average salaries are not reported unless at least three people in the group gave wage data.

INFORMATION ON PROGRAM GRADUATES BY STATUS
 NORTH HENNEPIN COMMUNITY COLLEGE 1994-95 GRADUATES

Program Name: Pre-Business Administration - AS

Graduates During 12 Month Period - July 1, 1994 - June 30, 1995

STATUS	JOB TITLE	EMPLOYER NAME	LOCATION
Continuing Education			
Continuing Education			
Full-Time Related	Manager	Tru Green Chemlawn	Minnnetonka MN
Full-Time Related	Treasury Analyst	Allina Health System	Minnnetonka MN
Full-Time Related	Credit Administrator	Rykoff Sexton	St Louis Park MN
Unknown			
Unknown			

1. The accuracy of these employment follow-up data has not been verified by a formal audit.
2. These employment follow-up data reflect the experiences of graduates from specific programs/majors. The data do not predict future employment trends or imply an individual's probability of obtaining employment.

GRADUATE STATUS BY PROGRAM

NORTH HENNEPIN COMMUNITY COLLEGE 1994-95 GRADUATES

Program Name: Pre-Engineering - AS

1. 4 students graduated from this program during the 1994-1995 school year.
2. 25.0%, or 1 of the 4 graduates was in the labor force.
3. 0.0%, or 0 of the 4 graduates were not in the labor force.
4. 50.0%, or 2 of the 4 graduates were continuing education.
5. 25.0%, or 1 of the 4 graduates' status is unknown.

Of the 1 graduates in the Labor Force:

1. 100%, or 1 was employed in a full-time related job.
2. 0.0%, or 0 were employed in a related part-time/short-term job.
3. 100%, or 1 was employed in related jobs.
4. 0.0%, or 0 were employed in a full-time unrelated job.
5. 0.0%, or 0 were employed in a unrelated part-time/short-term job.
6. 0.0%, or 0 of the graduates in the labor force were unemployed.

1. Full-time employment is defined as at least 30 hours per week for at least four weeks.
2. Part-time/short-term employment is defined as less than 30 hours per week or fewer than four weeks.
3. Related employment indicates the student reported the job as related or somewhat related to their education.
4. Unrelated employment indicates the student reported the job as not related to their education.
 - a. A list of graduate job titles is available for review upon request.
 - b. These data were gathered and reported in conformance with statewide standards under the auspices of the Minnesota Higher Education Coordinating Board and are subject to audit.
 - c. These employment follow-up data reflect the past experiences of graduates from specific programs/majors. The data do not predict future employment trends or imply an individual's probability of obtaining employment.
6. Not in labor force includes deceased, incarcerated, medical condition, and not seeking employment.
7. Confidence in the data diminishes when the number of graduates whose status is unknown is greater than 15 percent.
8. Relationship of employment to instructional program as reported by graduates.
9. Average salaries are not reported unless at least three people in the group gave wage data.

INFORMATION ON PROGRAM GRADUATES BY STATUS
 NORTH HENNEPIN COMMUNITY COLLEGE 1994-95 GRADUATES

Program Name: Pre-Engineering - AS

Graduates During 12 Month Period - July 1, 1994 - June 30, 1995

STATUS	JOB TITLE	EMPLOYER NAME	LOCATION
Continuing Education			
Continuing Education			
Full-Time Related	Prototype Machinist	SC Med	Maple Grove MN
Unknown			

1. The accuracy of these employment follow-up data has not been verified by a formal audit.
2. These employment follow-up data reflect the experiences of graduates from specific programs/majors. The data do not predict future employment trends or imply an individual's probability of obtaining employment.

CERTIFICATE GRADUATES

178

179

GRADUATE STATUS BY PROGRAM

NORTH HENNEPIN COMMUNITY COLLEGE 1994-95 GRADUATES

Program Name: Administrative Assistant - CRTI

1. 3 students graduated from this program during the 1994-1995 school year.
2. 100%, or 3 of the 3 graduates were in the labor force.
3. 0.0%, or 0 of the 3 graduates were not in the labor force.
4. 0.0%, or 0 of the 3 graduates were continuing education.
5. 0.0%, or 0 of the 3 graduates' status is unknown.

Of the 3 graduates in the Labor Force:

1. 66.7%, or 2 were employed in a full-time related job.
2. 33.3%, or 1 was employed in a related part-time/short-term job.
3. 100%, or 3 were employed in related jobs.
4. 0.0%, or 0 were employed in a full-time unrelated job.
5. 0.0%, or 0 were employed in a unrelated part-time/short-term.
6. 0.0%, or 0 of the graduates in the labor force were unemployed.

1. Full-time employment is defined as at least 30 hours per week for at least four weeks.
2. Part-time/short-term employment is defined as less than 30 hours per week or fewer than four weeks.
3. Related employment indicates the student reported the job as related or somewhat related to their education.
4. Unrelated employment indicates the student reported the job as not related to their education.
 - a. A list of graduate job titles is available for review upon request.
 - b. These data were gathered and reported in conformance with statewide standards under the auspices of the Minnesota Higher Education Coordinating Board and are subject to audit.
 - c. These employment follow-up data reflect the past experiences of graduates from specific programs/majors. The data do not predict future employment trends or imply an individual's probability of obtaining employment.
6. Not in labor force includes deceased, incarcerated, medical condition, and not seeking employment.
7. Confidence in the data diminishes when the number of graduates whose status is unknown is greater than 15 percent.
8. Relationship of employment to instructional program as reported by graduates.
9. Average salaries are not reported unless at least three people in the group gave wage data.

INFORMATION ON PROGRAM GRADUATES BY STATUS
 NORTH HENNEPIN COMMUNITY COLLEGE 1994-95 GRADUATES

Program Name: Administrative Assistant - CRT1

Graduates During 12 Month Period - July 1, 1994 - June 30, 1995

STATUS	JOB TITLE	EMPLOYER NAME	LOCATION
Full-Time Related	Promotions Contractor	Self Employed	Greenfield MN
Full-Time Related	Customer Service	Deco Pac/Mc Glynn	Fridley MN
Part-Time/Short-Term Related	Secretary	Lutheran Church Reformation	St Louis Park MN

1. The accuracy of these employment follow-up data has not been verified by a formal audit.
2. These employment follow-up data reflect the experiences of graduates from specific programs/majors. The data do not predict future employment trends or imply an individual's probability of obtaining employment.

GRADUATE STATUS BY PROGRAM

NORTH HENNEPIN COMMUNITY COLLEGE 1994-95 GRADUATES

Program Name: Building Inspection Technology - CRT1

1. 13 students graduated from this program during the 1994-1995 school year.
2. 76.9%, or 10 of the 13 graduates were in the labor force.
3. 7.7%, or 1 of the 13 graduates was not in the labor force.
4. 0.0%, or 0 of the 13 graduates were continuing education.
5. 15.4%, or 2 of the 13 graduates' status is unknown.

Of the 10 graduates in the Labor Force:

1. 50.0%, or 5 were employed in a full-time related job, with an average wage of \$16.50 per hour.
2. 10.0%, or 1 was employed in a related part-time/short-term job.
3. 60.0%, or 6 were employed in related jobs.
4. 10.0%, or 1 was employed in a full-time unrelated job.
5. 10.0%, or 1 was employed in a unrelated part-time/short-term job.
6. 20.0%, or 2 of the graduates in the labor force were unemployed.

1. Full-time employment is defined as at least 30 hours per week for at least four weeks.
2. Part-time/short-term employment is defined as less than 30 hours per week or fewer than four weeks.
3. Related employment indicates the student reported the job as related or somewhat related to their education.
4. Unrelated employment indicates the student reported the job as not related to their education.
5.
 - a. A list of graduate job titles is available for review upon request.
 - b. These data were gathered and reported in conformance with statewide standards under the auspices of the Minnesota Higher Education Coordinating Board and are subject to audit.
 - c. These employment follow-up data reflect the past experiences of graduates from specific programs/majors. The data do not predict future employment trends or imply an individual's probability of obtaining employment.
6. Not in labor force includes deceased, incarcerated, medical condition, and not seeking employment.
7. Confidence in the data diminishes when the number of graduates whose status is unknown is greater than 15 percent.
8. Relationship of employment to instructional program as reported by graduates.
9. Average salaries are not reported unless at least three people in the group gave wage data.

INFORMATION ON PROGRAM GRADUATES BY STATUS
 NORTH HENNEPIN COMMUNITY COLLEGE 1994-95 GRADUATES

Program Name: Building Inspection Technology- CRT1

Graduates During 12 Month Period - July 1, 1994 - June 30, 1995

STATUS	JOB TITLE	EMPLOYER NAME	LOCATION
Full-Time Related	Construction Supervisor	Metro Development	Minneapolis MN
Full-Time Related	Inspector	Homeplace Inspection Inc	Minnetonka MN
Full-Time Related	Public Works Director	City of Centerville	Centerville MN
Full-Time Related	Building Inspector	City of Chaska	Chaska MN
Full-Time Related	Vice President		Fridley MN
Full-Time Unrelated	Secretary	City of Ramsey	Ramsey MN
Not in Labor Force			
Part-Time/Short-Term Related	Assistant Manager	Wadsworth Management	Big Lake MN
Part-Time/Short-Term Unrelated	House Cleaner	Unreported	Minneapolis MN
Unknown			
Unknown			
Unemployed			
Unemployed			

1. The accuracy of these employment follow-up data has not been verified by a formal audit.
2. These employment follow-up data reflect the experiences of graduates from specific programs/majors. The data do not predict future employment trends or imply an individual's probability of obtaining employment.

APPENDIX

189

188

PLACEMENT SURVEY COVER LETTER



NORTH HENNEPIN COMMUNITY COLLEGE

Dear North Hennepin Graduate --

Congratulations on your graduation from North Hennepin Community College! We hope we were able to serve you well while you were at the College, and we wish you the best in your future.

Would you please take a few minutes to respond to the enclosed Placement Survey? We send the survey to all our previous year's graduates in order to learn what they are doing in their careers and education. We then summarize that information and use it to tell our current students what the job market is like and what our graduates are doing and have achieved.

The information you give us is vital to that task, and we appreciate your participation. The questionnaire will take only a few minutes to complete, and your responses will be kept anonymous and confidential.

Please mail us your completed Placement Survey in the enclosed postage-paid return envelope within 10 days. Thank you very much for your help and cooperation.

Yours truly,

Katherine Sloan
President

NORTH HENNEPIN COMMUNITY COLLEGE PLACEMENT SURVEY

Please respond to the questions listed below and mail the completed form back within 10 days.

1. IF YOU ARE ATTENDING ANOTHER COLLEGE:

- a. What is the name of the school? _____
- b. Have you been admitted to a degree, diploma, or certificate program at that school?
 Yes No
- c. How important to you is the additional degree, diploma, or certificate you are seeking?
 1. Very Important 3. Slightly Important
 2. Important 4. Not Important
- d. How many credits are you currently taking? _____ credits

2. IF YOU HAVE BEEN EMPLOYED SINCE GRADUATING FROM NORTH HENNEPIN:

If you have had more than one job since graduation, please answer about the most important one.

- a. What is the name of your employer (company)? _____
- b. In what city is your employer located? _____
- c. How many hours a week, on average, do you work? _____ weekly work hours
- d. How many weeks have you worked for this employer since graduating from North Hennepin? _____ weeks
- e. What is your salary in this job, in either dollars per week, month, or year?
_____ \$ per week _____ \$ per month _____ \$ per year
- f. Is this job related to the education you received at North Hennepin?
 1. Strongly Related 3. Slightly Related
 2. Related 4. Not Related
- g. When did you begin this job?
 1. Before attending NHCC 2. While attending NHCC
 3. After graduating from NHCC

3. IF YOU ARE NOT CURRENTLY EMPLOYED, PLEASE INDICATE WHY:

- unemployed, but seeking a job not seeking employment (for whatever reason)

4. WHO IS RESPONDING TO THIS SURVEY?

- the graduate relative or other individual who knows the graduate well

THAT'S IT! THANKS VERY MUCH FOR YOUR COOPERATION AND HELP.

(office use only: _____ / _____ / _____ / _____)



U.S. Department of Education
Office of Educational Research and Improvement (OERI)
Educational Resources Information Center (ERIC)



JO 960 579

REPRODUCTION RELEASE

(Specific Document)


I. DOCUMENT IDENTIFICATION:

Title: <u>PLACEMENT SURVEY REPORT OF NORTH HENNEPIN COMMUNITY COLLEGE</u> <u>1994-1995 GRADUATES</u>	
Author(s): <u>Cheryl Winch, Pat Claggett, Rose Lewis, Lisa Krieger</u>	
Corporate Source: <u>North Hennepin Community College</u>	Publication Date: <u>JULY 1996</u>

II. REPRODUCTION RELEASE:

In order to disseminate as widely as possible timely and significant materials of interest to the educational community, documents announced in the monthly abstract journal of the ERIC system, *Resources in Education* (RIE), are usually made available to users in microfiche, reproduced paper copy, and electronic/optical media, and sold through the ERIC Document Reproduction Service (EDRS) or other ERIC vendors. Credit is given to the source of each document, and, if reproduction release is granted, one of the following notices is affixed to the document.

If permission is granted to reproduce and disseminate the identified document, please CHECK ONE of the following two options and sign at the bottom of the page.



Check here
For Level 1 Release:
Permitting reproduction in microfiche (4" x 6" film) or other ERIC archival media (e.g., electronic or optical) and paper copy.

The sample sticker shown below will be affixed to all Level 1 documents

PERMISSION TO REPRODUCE AND DISSEMINATE THIS MATERIAL HAS BEEN GRANTED BY

Sample

TO THE EDUCATIONAL RESOURCES INFORMATION CENTER (ERIC)

Level 1

The sample sticker shown below will be affixed to all Level 2 documents

PERMISSION TO REPRODUCE AND DISSEMINATE THIS MATERIAL IN OTHER THAN PAPER COPY HAS BEEN GRANTED BY

Sample

TO THE EDUCATIONAL RESOURCES INFORMATION CENTER (ERIC)

Level 2



Check here
For Level 2 Release:
Permitting reproduction in microfiche (4" x 6" film) or other ERIC archival media (e.g., electronic or optical), but not in paper copy.

Documents will be processed as indicated provided reproduction quality permits. If permission to reproduce is granted, but neither box is checked, documents will be processed at Level 1.

"I hereby grant to the Educational Resources Information Center (ERIC) nonexclusive permission to reproduce and disseminate this document as indicated above. Reproduction from the ERIC microfiche or electronic/optical media by persons other than ERIC employees and its system contractors requires permission from the copyright holder. Exception is made for non-profit reproduction by libraries and other service agencies to satisfy information needs of educators in response to discrete inquiries."

Sign here → please

Signature: <u>Cheryl Winch</u>	Printed Name/Position/Title: <u>Cheryl Winch / Dir. Research, Planning & Assess</u>	
Organization/Address: <u>NHCC</u> <u>7411 85th Ave N.</u> <u>Brooklyn Park, MN 55455</u>	Telephone: <u>(612) 493-0557</u>	FAX: <u>(612) 493-0552</u>
	E-Mail Address: <u>cwinch@nhcc.mn.us</u>	Date: <u>8/26/96</u>



III. DOCUMENT AVAILABILITY INFORMATION (FROM NON-ERIC SOURCE):

If permission to reproduce is not granted to ERIC, or, if you wish ERIC to cite the availability of the document from another source, please provide the following information regarding the availability of the document. (ERIC will not announce a document unless it is publicly available, and a dependable source can be specified. Contributors should also be aware that ERIC selection criteria are significantly more stringent for documents that cannot be made available through EDRS.)

Publisher/Distributor:
Address:
Price:

IV. REFERRAL OF ERIC TO COPYRIGHT/REPRODUCTION RIGHTS HOLDER:

If the right to grant reproduction release is held by someone other than the addressee, please provide the appropriate name and address:

Name:
Address:

V. WHERE TO SEND THIS FORM:

Send this form to the following ERIC Clearinghouse: Sean Nelson, Acquisitions Coordinator ERIC Clearinghouse for Community Colleges University of California, Los Angeles 3051 Moore Hall Los Angeles, CA 90095-1521
