

DOCUMENT RESUME

ED 398 094

SO 026 311

AUTHOR Wilkie, Carolyn M.
 TITLE Fulbright-Hays Summer Seminar Curriculum Project: Mexico 1994.
 SPONS AGENCY Center for International Education (ED), Washington, DC.
 PUB DATE Oct 94
 NOTE 28p.
 PUB TYPE Guides - Classroom Use - Teaching Guides (For Teacher) (052)

EDRS PRICE MF01/PC02 Plus Postage.
 DESCRIPTORS Area Studies; Art; *Audiovisual Aids; *Computer Software; Elementary Education; Ethnic Groups; Foreign Countries; Geography; Language; *Latin American History; Latin Americans; *Mexicans; *Social Studies
 IDENTIFIERS Fulbright Hays Seminars Abroad Program; *Mexico

ABSTRACT

This project shares the information that an elementary school media specialist gleaned from a summer seminar in Mexico. The document consists almost entirely of pictures of Macintosh video screens. The author used still frame video slide pictures and computerized notes to prepare a "hypercard stack" that readers could access using Macintosh equipment. At the time of writing, this multimedia presentation was still being assembled. The document is, therefore, a record of a work in progress. (EH)

 * Reproductions supplied by EDRS are the best that can be made *
 * from the original document. *

Fulbright-Hays Summer Seminar Curriculum Project

Mexico 1994

by

Carolyn M. Wilkie

SO 026 311

U.S. DEPARTMENT OF EDUCATION
Office of Educational Research and Improvement
EDUCATIONAL RESOURCES INFORMATION
CENTER (ERIC)

This document has been reproduced as received from the person or organization originating it.

Minor changes have been made to improve reproduction quality

Points of view or opinions stated in this document do not necessarily represent official OERI position or policy

PERMISSION TO REPRODUCE AND
DISSEMINATE THIS MATERIAL
HAS BEEN GRANTED BY

RUSALIE
GENDIMENICO

TO THE EDUCATIONAL RESOURCES
INFORMATION CENTER (ERIC)

BEST COPY AVAILABLE

October 21, 1994

To All My Fellow Mexican Fulbrighters,

Greetings from Michigan. I miss you all - your stimulating discussions, questions, and adventure. You may not have heard that 1 hour before my taxi picked me up in Mexico City, I received a call from home that my father had fallen and was in critical condition. I needed to head home immediately to make hospital decisions as next of kin. My father is still in the hospital but seems to be making small gains. Thus my adventure came to an abrupt halt, and I spent the remainder of my summer making 2 trips a day to the hospital.

In between hospital visits I worked on my project. It will be finished by November 1. Dad is home with us now so my husband and I have many interruptions in our day. I need lessons from Michael about how to balance this situation. Right now I'm mastering how to transform my camera disk film to computer disks and I am learning how to put pictures together with my hypercard stacks. Either I don't have the tech skills yet, or the technology isn't out there yet, but I can't get it in color on my stacks. I can tell this will be an ongoing project.

I did download all my shots onto a video tape. If you would like a copy please send me a blank tape and I will make a copy for you. I was surprised how well many of my shots turned out. Some look like a postcard shot. I did not add narration to the tape I will send you because I thought you might like to add your own. All you need is a video player with a microphone attachment that you can speak into as you describe the pictures you see. Each slide is on the screen about 15-20 seconds. The tape is about 1 hour and 30 minutes.

There is a problem with my video. When we arrived in Mexico City the first time, I mailed many items home including my used film and disks. Everything arrived quite well with the exception of 2 broken pottery pieces and the film from my first two weeks. I have nothing of the Tarahumara Indians, Chihuahua, or Michoacán. If any of you have any good photo prints or negatives you could lend me I could film them with my video camera and add them to the video. Just a thought but not necessary.

I've been back in school one semester now. My opening bulletin boards included my Mexican flag, a AAA map marked with yellow highlighter the extent of my trip, and the political campaign material of our new president Zedillo. Now that the election is over, I've seen very little in our papers about how our neighbors are accepting the election. I did get the large articles in USA today in October. Did you all see those? What do you all predict now? Carmen HELP, fill us in.

Did any of you have any trouble readjusting to the water of the USA like I did? Here I got all the way through Mexico only to be hit at home.

Thanks to all who have sent cards and travel brochures to tempt me to travel to your state. I would love to and will plan whenever my nursing duties ease.

I hope all of you have a grand year with your new classes, jobs, old friends and reliving the memory of our wonderful summer. I loved hearing that some of you were able to get together already. That's great! Remember there is always a room in Michigan reserved for all of you.

Until the next letter - I send you my love.

Your Michigan Friend,

Carolyn

**FULBRIGHT-HAYES SUMMER SEMINAR
CURRICULUM PROJECT**

submitted by
Carolyn M. Wilkie
Grand Rapids, Michigan
November 1, 1994

Background: This year the East Grand Rapids School District has committed to a K-12 Spanish Language program. The district has 3 elementary schools, 1 middle school, and one high school. Prior to this commitment the district had offered four years of high school Spanish, an introductory middle school class, and an after school elementary classe. The total student population is approximately 2,500. The community is predominately upper middle class Dutch, Jewish and Polish families.

My elementary school has served as a pilot site for the beginning very Spanish program in 1993-94. As the media specialist, I found I had very little material to support the program for teachers, or for students, in any format. I personally had little knowledge of Spanish culture, except for a Spanish (Basque) foreign exchange student who stayed with my family for one year.

Purpose: The Fulbright-Hayes Summer Seminar provided me with the opportunity to enrich my understanding of the Spanish people and their culture: history, language, arts, family life, government, and geography so that I could help develop the new foreign language curriculum from a cultural perspective. Our PTA raised additional money to purchase realia that would enhance this program. I especially concentrated on the purchase of books and children's costumes.

Goal: In order to share the information I learned with teachers and students, I chose to prepare a multimedia presentation using my still frame video camera and my Macintosh computer. While traveling I took still frame slide pictures and I wrote the lecture notes on my lap top computer. The Hypercard stack format will allow my patrons to access the appropriate pieces of information they need. I also downloaded all of my slides unto a video tape and will add a voice-over to explain the scenes. In cooperation with my 3 Spanish teachers we are making video tapes that correlate with their units of study. The first video tape

contrasted life in East Grand Rapids to similar places and events in Mexico. For example, a slide of the local EGR market followed by a slide of a Mexican market; a slide of a church in EGR followed by a slide of a cathedral in Mexico.

PROJECT DEVELOPMENT: I can see that my project has only just begun as the time approaches to submit my work to the Fulbright committee. I have been limited by my understanding of technology and the programs available. I had hoped that my slides would appear in color on my Hypercard stacks. I still think there must be a way to do this, but I have not mastered it as yet.

I have been using a Macintosh Multimedia Computer 660 and have put my slides on computer disks, but the combining of the two has not worked as well as I envisioned. I am sure my knowledge of technology will expand and I will be able to complete my goal in the future. Meanwhile I have imported a few slides in black and white where appropriate and I have added a lot of graphics to enhance the cards. I have also used Mexican clip art that I downloaded from American On-Line. The stack was created by Mr. Richard Wald.

My intent is to place a few of the cards on microfiche so teachers can get an idea of what this project is about and to make available the disk to any teacher who would like a copy. Because the text on each card scrolls, it is impossible to present the entire project for this overview. There are approximately 100 cards in 15 stacks.

To obtain a copy of the disk please send two double sided / double density computer disk to:

Carolyn Wilkie
Wealthy Elementary School
East Grand Rapids School District
2018 Wealthy Street S.E.
East Grand Rapids, Michigan 49506

Bienvenido

**Fulbright-Hays
Scholars Trip:
Mexico - 1994**

by Carolyn Wilkie
Grand Rapids,
Michigan

This Hypercard tour is designed to share the Fulbright-Hays Scholarship with my students in East Grand Rapids, friends and family whom I left at home. Each moment of my trip was one of discovery. I went in ignorance, but fell in love with the Mexican people, their land, their values, their literature, their history, and their arts. I came home with friends who live in Mexico.

Back

Next

In association of the



Juarez, Mexico
Entering a foreign
country

Going Through Customs to Enter Another Country

If you are planning to travel extensively through Central America it is a good idea to obtain a **passport**, but not required. A passport presently costs \$60.00 for an application, plus the cost of two passport pictures. To get a passport you need a birth certificate as proof of US citizenship.

All Fulbright participants were nervous and were warned to wear seat belts as we crossed the border. All of

Back

Next



Please Pick A New Stack



Fulbright Orientation



Mexico's History



Mexico's People



Mexico's Government



Exit



1910-1920

Mexican Revolution
(civil war)

Madero did not want reelection. The Zapatista movement began in Morelia where there were lots of large haciendas producing wheat and corn. Owners had to fire lots of peasants, so the peasants organized to recapture their land. The law aimed at destroying the church land, it took corporation land and thus the hacienda land went too.

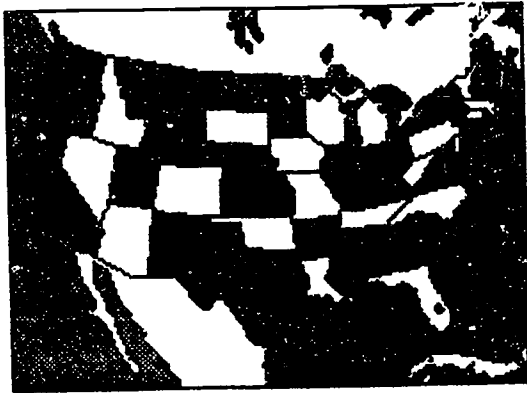
Zapata fought against Madero by organizing peasants to get the land back for the peasants.

Back

Next

During the revolution people

~~thought a piece of cake~~



Orientation: El Paso, Texas

US Consulate General

Speaker: John Caulfield

**JOHN CAULFIELD: US
Consulate General in
Juarez, Chihuahua,
Mexico one of nine in
Mexico reporting to the
Ambassador in Mexico
City.**

Consulates are like an embassy and found in important cities. Juarez is the fourth largest city in Mexico so the Consulate here reports important border issues to the US Embassy. The Consulate has 30 staff aides, 130 staff Mexicans. The purpose of the consulate here is to advance commercial and

Back

Next



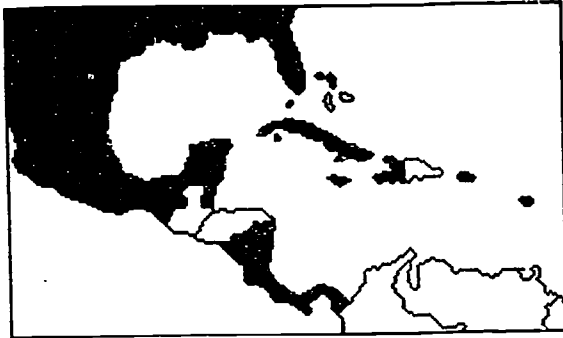
The Olmecs
1500 - 1350 BC.

The **Olmecs** were an ancient, mysterious people who built large cultural and political centers on the central plateau regions of Veracruz and Tabasco. Here they fished, planted corn and built canals by digging ditches that channeled the water to their crops. They developed a system of writing by using hieroglyphs and they were skilled sculptors who carved huge heads out of stone.

These are 30 ton basalt heads that have many features of the black man and eyes of the Asian.

Back

Next



Mexico's Government

Ernesto Zedillo is the most recent president of Mexico. His party is called the **PRI**, or the **Institutional Revolutionary Party**. He came into power on August 21, 1994. This party has ruled for 65 years and has been a symbol of stability in Mexico. It was established to help put an end to bloodshed in Mexican politics.

In 1911, a revolution began to overthrow the dictator.

The years of fighting left about 1 million people dead.

The slogan of the party is

Back

Next

BEST COPY AVAILABLE

Please Pick A New Stack



Mexico's Cities



Mexico's Arts




Mexico's Celebrations



Entering a Foreign Country



Exit



Chihuahua, Mexico

Back

Next

Historic sites to see in Chihuahua:

Museo Casa de Villa: the home of Poncho Villa.

Highlights of his home include the 19th century telegraph he used to communicate with his band of desperados and the bullet ridden auto in which he was riding when assassinated. During the revolution the affluent of Chihuahua fled to their hacienda's, or went across the border to the United States. **Quinta Carolinas** was an example of one of the mansions that were left behind. It was built for

the men's fingers who never





Cholula,
Puebla

This is a small suburb of Puebla and the center of action during the days of Cortéz. He prepared for an ambush at Cholula, and set up a counter attack. His army killed 3,000 people, and later a plague wiped out many others so that this important town virtually became an impoverished village. Years later the town was restored to its previous glory. The people have built 365 churches in the town each with a distinctive feature.

Back

Next

Two that I visited that are



Santiago Tuxtla,
(sahn-tee-Ah-goh TOOS-tlah)
Veracruz

In this charming village of 14,000 people we ran into a tropical rain storm which poured many inches of rain and slowed down our travel. The village is built along a hillside and in a valley. The homes are lovely stucco with red tile roofs. In the center of town is a red tiled zócalo. In the center is a Olmec sculptured head.

Here I noticed the village people smiled and nodded readily. I watched a tortilla manufacturer grind the corn in his machine, mix the


Back

Next

xxxxxxxx

water, flatten and toast the





Soccer
and the
World Cup


Back

Next

"Futbol" in Mexico is known as soccer in the States. All Mexican kids worship the players. Workers here spend much of their meager salaries on the games that take place weekly during the season. It is the national pastime of all Mexicans. Unfortunately, Mexico's passion for futbol is a sad one for she has never won the coveted World Cup held every four years.

On our first day in Mexico City, the Mexican team was playing an important round for the World Cup. The

American Express



Corrida de Toros
Bullfights
Mexico City

Back

Next

On Sunday afternoons at 4pm, Mexicans gather at a large stadium in order to witness 3 matadors vie with 6 bulls to the finish. These bulls are raised carefully for this occasion. **Those bulls of the best quality come out decorated with white ribbons.** At the end of the fight the bull is pulled off the arena and processed as beef of excellent quality for the area's orphanages.



Holidays and Celebrations

Back

Next

January 1 Año Nuevo -New Years Day

January 6 Three Kings Day

February 2 Candlemas

February 5 Constitution Day commemorates the 1917 Constitution under which Mexico is now governed.

February 24 Flag Day

Three days before Ash Wednesday: Carnival

Holy Week Semana Santa

March 18 Expropriation of the Foreign Oil Companies

March 25 Birthday of Benito Juárez

May 1 Labor Day

May 5 Battle of Puebla the



Foods of Mexico

Back

Next

Pan (Bread) Mexican

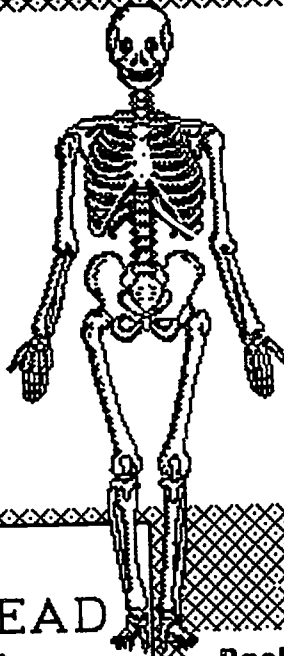
breads are outstanding and very inexpensive. Most bakeries have metal trays filled with bread, rolls, and pastries. You use large "tweezers" to pick out your selection before going to the cashier.

Pescado Frito Fish are often cooked whole with head and fins intact. The flesh under the eye is considered a delicacy.

Paella Rice with vegetables and shrimp (see slide)

Picnic Salad: chicken, cheese, avacado,

Disc Disc Disc Disc Disc



DAY OF THE DEAD
El Día de Los Muertos

Back

Next

This celebration grew from a blending of Aztec beliefs about death with Catholic beliefs that came from Spain. The ancient Egyptians thought that the spirits of the dead returned in the autumn to visit the world of the living. These spirits were welcomed with foods and lights. This spread to Christianity when remembering the dead was adopted on November 1 as All Hallows Eve or All Saints Day.

Later the two days were separated. October 31 became a day when the spirits of dead children came to visit. These

Please Pick A New Stack



Mexico City



Mexico's Religion



Mexico's Archaeological Sites



Mexico's Education



Exit




"El Angel"
or
Independence Monument
Paseo de la Reforma
and the Zona Rosa
Mexico City

Out my hotel window I see the **angel monument** is on top of a tall Corinthian column. There is an angel balancing on its chubby toes. Its wings are outstretched as if ready for take-off. In its hands are a laurel wreath. The Mexican people have named their guardian angel "El Angel" a masculine form.

The statue was dedicated by Don Porfirio Diaz who had just been elected head of the state for the 7th time. One hundred years after Father Hidalgo called on the people of Mexico to take up the cross.

Back

Next




Basilica de Guadalupe:
Mexico's Patron Saint
Mexico City

Back

Next

Mexicans believe that **Juan Diego**, an insignificant Indian man saw the Virgin Mary in 1531. The bishop listened to the story the Indian told, but requested proof. Several times the Indian saw Mary, but each time he could not convince the Bishop of her presence or of her message . Each time she requested Juan Diego go to the bishop and ask for a church to be built. Often he went out of his way to avoid meeting her because he knew no bishop would believe such humble Indian.



El Templo Mayor
Mexico City

In the heart of old Tenochtitlan, subway excavations have uncovered inaccessible ancient treasures. Most notable of the finds is the circular pyramid to the wind god. It was left in place at the Pino Suárez subway station.

Other finds include:

- the huge stone disk carved to represent the dismembered Coyolzahqui, sister and enemy of the Aztec Tribal god, Huitzilopochtli. He was a god of war that directed the Aztecs to build their island capital on

Lake Texcoco in 1325 AD

Back

Next



Popocatépetl,
Iztaccihuatl,
and
La Malinche

These volcanic mountains surround Mexico City like twin guardians.

Popocatépetl and **Iztaccihuatl** the "smoking mountains" overlook the city. In 1519 Spaniards in Cortés's army attempted to climb "Popo" but were driven back by the smoke and ash.

La Malinche is named after the legendary lady who helped Cortéz understand the Indians, and she fathered his child before he gave her away to one of his warriors.

Back
xxxxxxx
Next





Chichén Itzá

Back


Next

This great ceremonial center is thought to have been populated by Mayan tribes from Guatemala between 435 and 495 BC. It seems that they abandoned the site for a period of time, but returned to be conquered by the Toltecs from central Mexico. The cult of Kukulcan - the plumed serpent called Quetzalcoatl by the Toltecs dominated the culture.

The site is divided into two sections: the Old and the New sections. The Kukulcan Pyramid of the Equinox

and the Observatory are





Public Housing for teachers

Education in Mexico

M.C. Luz M A Sanchez Hernandez (In Spanish)

Article 3 of the Mexican constitution guarantees free education for all. Four years of teacher training prepares teachers to teach kindergarten through 12th grade. To create a new type of Mexican that is nationalistic, and technologically educated, the teacher stereotype must be modified. Historically, parents have not been involved in their child's education.

Back

Next

The new teacher system requires more training, with more scientific study.