

DOCUMENT RESUME

ED 394 875

SO 026 050

TITLE Discover New Windsor Cantonment, The Last Encampment of Washington's Army. An Activities Learning Packet.

INSTITUTION New Windsor Cantonment State Historic Site, Vails Gate, NY.

PUB DATE 87

NOTE 59p.

AVAILABLE FROM New Windsor Cantonment State Historic Site, P.O. Box 207, Vails Gate, NY 12584.

PUB TYPE Guides - Classroom Use - Teaching Guides (For Teacher) (052)

EDRS PRICE MF01/PC03 Plus Postage.

DESCRIPTORS Colonial History (United States); Elementary Secondary Education; Instructional Materials; Local History; Preservation; Presidents of the United States; *Revolutionary War (United States); Social Studies; *United States History; War

IDENTIFIERS *New Windsor Cantonment NY; Washington (George)

ABSTRACT

The activities in this learning packet are designed to provide background information on the significance of New Windsor Cantonment to local, state, and U.S. history. The New Windsor Cantonment was the final winter encampment of the Continental Army during the Revolutionary War and the site where the cessation of hostilities was announced in April 1783. The document contains the following information sheets, with corresponding activities: (1) "What was New Windsor Cantonment?"; (2) "What if you were a soldier?"; (3) "Where would you live at the Cantonment?"; (4) "What would you wear?"; (5) "What would you eat at the Cantonment?"; (6) "What kinds of soldiers were at the Cantonment?"; (7) "What if you were a military craftsman?"; (8) "What would your day be like at the Cantonment?"; (9) "Were there women and children at the Cantonment?"; (10) "What was the Badge of Military Merit?"; (11) "Who were some real people at the Cantonment?"; and (12) "How did the Revolutionary War end?" Background materials for the teacher accompany the activities. The activities are designed for use with a field trip to the Cantonment or to supplement study of the Revolutionary War. (EH)

* Reproductions supplied by EDRS are the best that can be made *
* from the original document. *

New Windsor Cantonment

STATE HISTORIC SITE



P.O. Box 207
Vaults Gate, New York 12584
914 561-1765

ED 394 875

To the Teacher:

The New Windsor Cantonment was the final winter encampment of the Continental Army during the Revolutionary War and has great significance in our local, state, and national history. It was here that the concern of officers and men over the coming peace and their dissatisfaction with lack of pay and pensions culminated in the Newburgh Addresses. It was also here that the Cessation of Hostilities was announced on April 19, 1783, thus bringing an end to the fighting. From the Cantonment, the army was furloughed home to await the formal ratification of a peace treaty.

The purpose of the activities learning packet, Discover New Windsor Cantonment, is to provide background information so that the importance of the Cantonment can be understood. The packet has been developed to complement a class visit to the Cantonment; the materials are designed to be used sequentially or selectively, depending on educational needs and preferences.

The packet has been prepared by staff members of the New Windsor Cantonment State Historic Site, particularly Bernadette Noe, whose efforts were supported through special funds made available from the New York State Office of Parks, Recreation and Historic Preservation. We hope you find the materials interesting, informative and useful.

Very truly yours,

Don Loprieno
Interpretive Programs Assistant

THIS DOCUMENT IS PUBLIC DOMAIN
AND THEREFORE THIS MATERIAL
IS IN THE PUBLIC DOMAIN IN THE
UNITED STATES OF AMERICA

Michael J. Clark

THIS DOCUMENT IS PUBLIC DOMAIN
AND THEREFORE THIS MATERIAL
IS IN THE PUBLIC DOMAIN IN THE
UNITED STATES OF AMERICA

U.S. DEPARTMENT OF EDUCATION
EDUCATIONAL RESOURCES INFORMATION
CENTER (ERIC)

- This document has been prepared by the person or organization originating it.
- Minor changes have been made to improve reproduction quality.
- Points of view or opinions stated in this document do not necessarily represent those of ERIC or the Department of Education.

DISCOVER NEW WINDSOR CANTONMENT
Table of Contents

FOR THE STUDENT:

- Information sheet #1-What was New Windsor Cantonment?
Activity sheet #1-Find your way to the Cantonment.
- Information sheet #2-What if you were a soldier?
Activity sheet #2-Fill in the blanks.
- Information sheet #3-Where would you live at the Cantonment?
Activity sheet #3-Build a soldiers' hut.
- Information sheet #4-What would you wear?
Activity sheet #4-Match up.
- Information sheet #5-What would you eat at the
Cantonment?
Activity sheet #5-Word search.
- Information sheet #6-What kinds of soldiers were at the
Cantonment?
Activity sheet #6-Who would you like to be?
- Information sheet #7-What if you were a military craftsman?
Activity sheet #7-Family names.
- Information sheet #8-What would your day be like at the
Cantonment?
Activity sheet #8-A game of Morrice.
- Information sheet #9-Were there women and children at the
Cantonment?
Activity sheet #9-Campfollower to color.
- Information sheet #10-What was the Badge of Military Merit?
Activity sheet #10-Claim a badge.
- Information sheet #11-Who were some real people at the
Cantonment?
Activity sheet #11-Soldier to color.
- Information sheet #12-How did the Revolutionary War end?
Activity sheet #12-Crossword puzzle.

FOR THE TEACHER:

- i. Suggested class projects
- ii. Map of Hudson River
- iii. Timeline of the Revolutionary War
- iv. Revolutionary War personalities
- v. Haversack instructions
- vi. Tricorn hat instructions
- vii. Recipes
- viii. Tarbell Map
- ix. Answer sheet
- x. Glossary
- xi. Suggested Reading List for Teachers
- xii. Questionnaire

Suggested Class Projects

1. IDENTIFY AN IMPORTANT 18TH-CENTURY PERSON. Assign each student a Revolutionary War personality to research. Have the students give reports to the class without naming their character. The class tries to guess who the person was.
2. MAKE A PICTURE, 18TH-CENTURY STYLE. Using a bright light (such as an overhead projector), construction paper and markers, draw silhouettes of the students.
3. HAVE A HAVERSACK. Have students make these portable pockets used by 18th-century soldiers. Instructions are in the packet.
4. TRY ON A TRICORN. Have students make these military hats. Instructions are in the packet.
5. MAKE AN 18TH-CENTURY MEAL. Recipes for bread and other food are in your packet.
6. HAVE A CLASS TOURNAMENT AND ENJOY THE GAME OF MORRICE. Morrice was played in the 18th century and earlier, long before television and the movies. Instructions for this ancient pastime are in the packet.
7. START AN 18TH-CENTURY MURAL. Collect pictures of people, places and events of the Revolutionary War and make a collage or class bulletin board.
8. MAKE A SCALE MODEL OF THE LAST ENCAMPMENT. Create a diorama of the Cantonment using the Tarbell Map and instructions for making paper huts (included in the packet).
9. WHAT WAS IT LIKE TO BE A SOLDIER? Have students write letters home as if they were living at the Cantonment in 1782-83.
10. PLAN A CLASS TRIP TO NEW WINDSOR CANTONMENT STATE HISTORIC SITE. Call (914) 561-1765 for information about our school tour or Day in Camp programs. Reservations are required.

MAP OF HUDSON RIVER



A TIME LINE OF THE REVOLUTIONARY WAR

April 19, 1775	War begins with the battle of Lexington and Concord, Massachusetts
May 10, 1775	Americans under Ethan Allen & Benedict Arnold capture Fort Ticonderoga, New York, from the British
June 17, 1775	Battle of Bunker Hill
July 3, 1775	George Washington takes command of the American forces at Cambridge, Massachusetts; Siege of Boston begins
December 31, 1775	Americans, under Montgomery and Arnold, defeated at Quebec
March 1776	British evacuate Boston; American army moves to New York City
July 4, 1776	Declaration of Independence proclaimed
August 26, 1776	British defeat Americans at Battle of Long Island, New York
December 25-26, 1776	Washington crosses the Delaware; Americans defeat Hessians at Battle of Trenton, New Jersey
January 3, 1777	Americans defeat British at Battle of Princeton, New Jersey; Americans go into winter quarters at Morristown, New Jersey
September 26, 1777	British defeat Americans at Battle of Brandywine, Pennsylvania
October 17, 1777	Americans commanded by Generals Gates and Arnold defeat British at Battle of Saratoga, New York
December 15, 1777	Americans go into winter quarters at Valley Forge, Pennsylvania
February 6, 1778	France and American Colonies sign Treaty of Commerce and Alliance
June 18, 1778	British evacuate Philadelphia
June 28, 1778	American and British forces clash at Battle of Monmouth, New Jersey Courthouse; no clear victor

February 25, 1779	George Rogers Clark recaptures Vincennes, Indiana from the British
December 1, 1779	Americans go into winter quarters at Morristown for a second time
August 16, 1780	Gates defeated by Cornwallis at Camden, South Carolina
September 23, 1780	Benedict Arnold's plot to surrender West Point to the British is discovered
January 17, 1781	Americans under Daniel Morgan defeat British at Cowpens, South Carolina
October 19, 1781	After a major siege the British surrender the city of Yorktown, Virginia to a combined army of American and French forces
April 1, 1782	George Washington establishes headquarters at the Hasbrouck House in Newburgh, New York
April 1782	Preliminary Peace negotiations begin in Paris
July 1782	British evacuate Savannah, Georgia
October 1782	French forces temporarily reunite with the American army encamped at Verplanck's Point, New York; French subsequently depart
October 28, 1782	Left wing of the American army arrives at New Windsor from Verplanck's Point, followed by the Right wing on October 30
November 4, 1782	The troops begin constructing their huts at New Windsor Cantonment in accordance with the orders of Quartermaster General Timothy Pickering
November 30, 1782	Preliminary Articles of Peace agreed to in Paris
December 1782	British evacuate Charleston, South Carolina
December 25, 1782	General Washington approves the construction of the Temple Building at New Windsor Cantonment

February 6, 1783 The anniversary of the alliance with France is celebrated with a cold buffet at the Temple Building for the officers; an extra ration of rum is issued to the soldiers

February 23, 1783 Church services are held in the Temple Building for the first time

February 24, 1783 Washington orders red facings for all regimental coats

March 15, 1783 Washington responds to the Newburgh Addresses at a meeting of his officers at the Temple Building

March 18, 1783 Orders are given to begin work on the causeway at New Windsor Cantonment

March 24, 1783 Troops are ordered to plant regimental gardens at New Windsor Cantonment

April 17, 1783 Board of officers meet to decide on recipients of the Badge of Military Merit

April 19, 1783 The Cessation of Hostilities is read at the Temple Building; furlough papers are ordered to be drawn up

May 3, 1783 Badges of Military Merit are awarded to Sergeants Churchill and Brown at Washington's Headquarters, Newburgh

June 10, 1783 Sergeant Daniel Bissell is awarded the Badge of Military Merit

June 23, 1783 Most of the army is furloughed to await the Peace Treaty

September 2, 1783 The Temple Building and several other structures are sold at public auction

September 3, 1783 The peace treaty, the Treaty of Paris, is signed.

SOME REVOLUTIONARY WAR PERSONALITIES

Abigail Adams	Thomas Jefferson
John Adams	John Paul Jones
Ethan Allen	*Henry Knox
Benedict Arnold	*Joseph Plumb Martin
George Rogers Clark	*Alexander McDougall
George Clinton	Daniel Morgan
*John Cochran	*Timothy Pickering
Silas Deane	"Molly Pitcher" (Mary Ludwig Hays)
*Israel Evans	Israel Putnam
Benjamin Franklin	*Rufus Putnam
*Horatio Gates	Paul Revere
Nathanael Greene	*Arthur St. Clair
Nathan Hale	*Deborah Sampson
John Hancock	*Baron Von Steuben
*William Heath	*George Washington
*Michael Jackson	*Martha Washington
John Jay	"Mad Anthony" Wayne

These people were all active on the American side in the Revolutionary War. An asterisk denotes a person who was at or near New Windsor Cantonment during the winter of 1782-83.

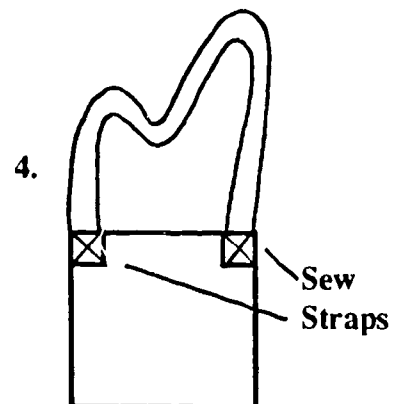
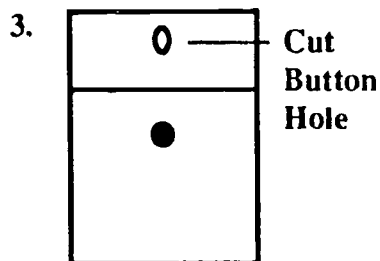
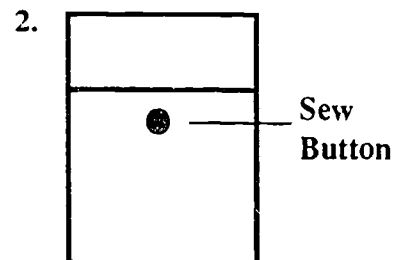
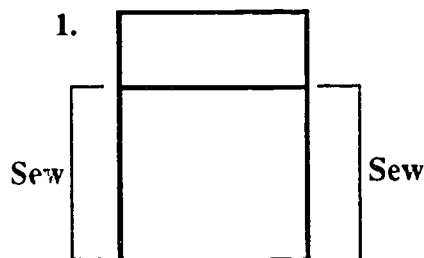
Haversack

Materials:

Piece of cloth (white)	12 in. x 24 in.
Piece of cloth (white)	2 in. x 36 in. (strap)
Large button	
Needle and thread	
Scissors	

Instructions:

1. Fold large piece of cloth to 12 in. x 14 in. Sew side seams.
2. Sew button to front of pouch (make sure flap reaches).
3. Cut buttonhole in flap to match button.
4. Sew ends of strap to back corners of haversack.



The Tricorn Hat

Materials:

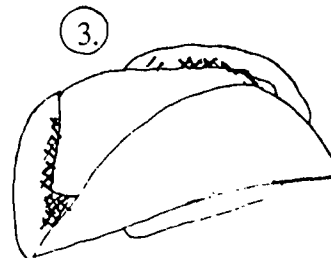
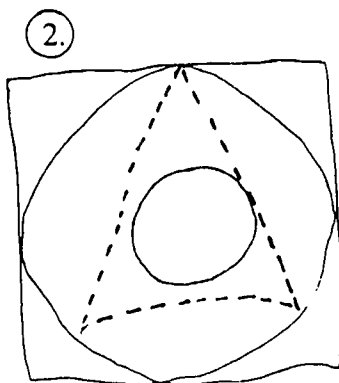

Paper bag large enough to fit over your head

Large piece of black construction paper
(standard poster size)

Scissors

Instructions:

1. Roll up the edges of the paper bag so that the rolled edge forms a brim when placed on your head.
2. Cut a large circle from the construction paper. Cut a hole in the center big enough for your head. Fold up the sides into the shape of a triangle.
3. Place the bag through the hole to form the hat.



Recipes

(all recipes are based on 18th-century "receipts" as they were called then.)

Classroom butter:

Place one pint of heavy cream into a quart jar with a tightly fitting lid. Shake until butter forms in a large glob leaving remaining liquid almost clear (15 to 20 min.) Rinse butter in very cold water.

Sunderland pudding:

Beat 6 eggs until frothy. Add one teaspoon nutmeg, 2 cups cream, 4 teaspoons flour and a dash of salt. Mix and pour into a 8 x 12 in. greased pan. Bake at 350° for 30 min. or until top begins to brown and pudding is firm.

Dried apples:

Peel and core several apples. Slice into 1/4 inch rounds. Place on cookie tins so they do not touch. Bake in 110° to 150° oven and leave for 6 hours turning twice. They can be left in the oven overnight. Dried fruit should be dry outside but soft inside; there should be no moisture when squeezed, but do not let fruit become brittle.

Whipt syllabubs:

Take 2 cups thick cream, add the juice of one lemon, the peel of one lemon grated and one cup of sugar. Beat well until thick. Fill glasses 2/3 to 3/4 full with cider and top with cream mixture. Make just before serving.

White bread:

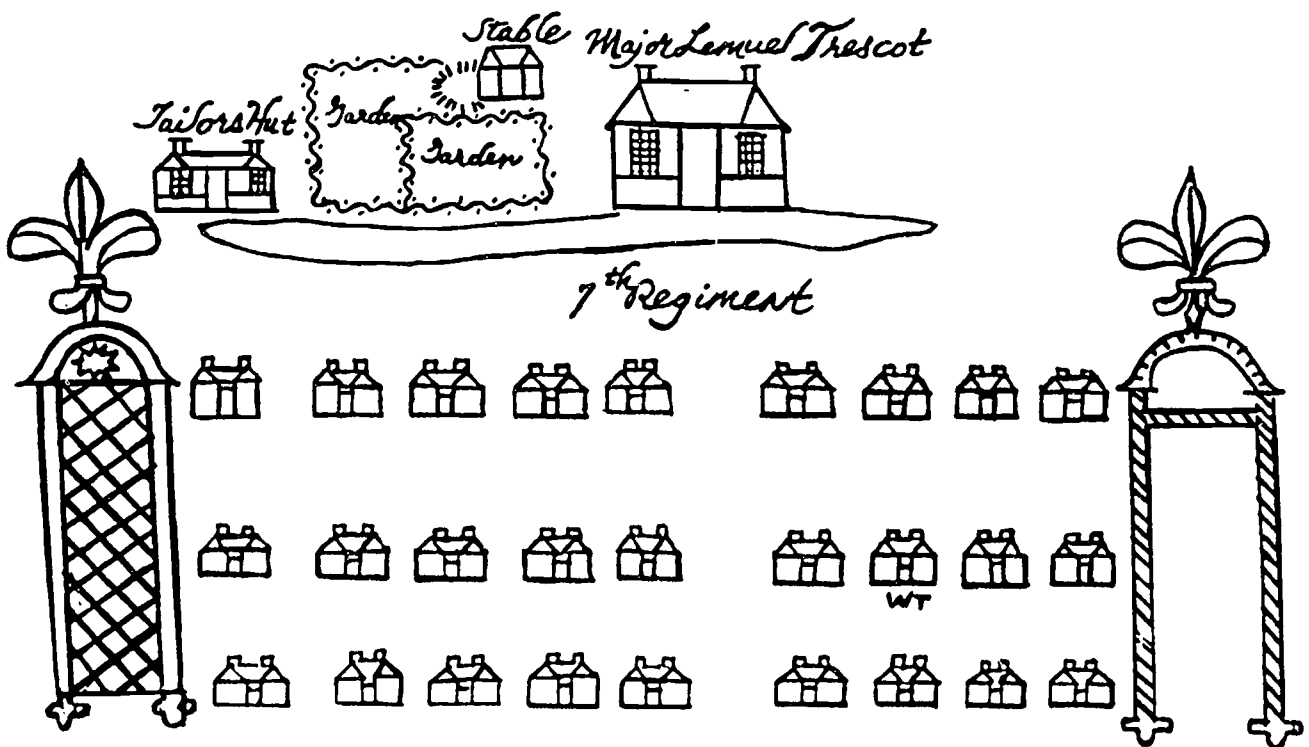
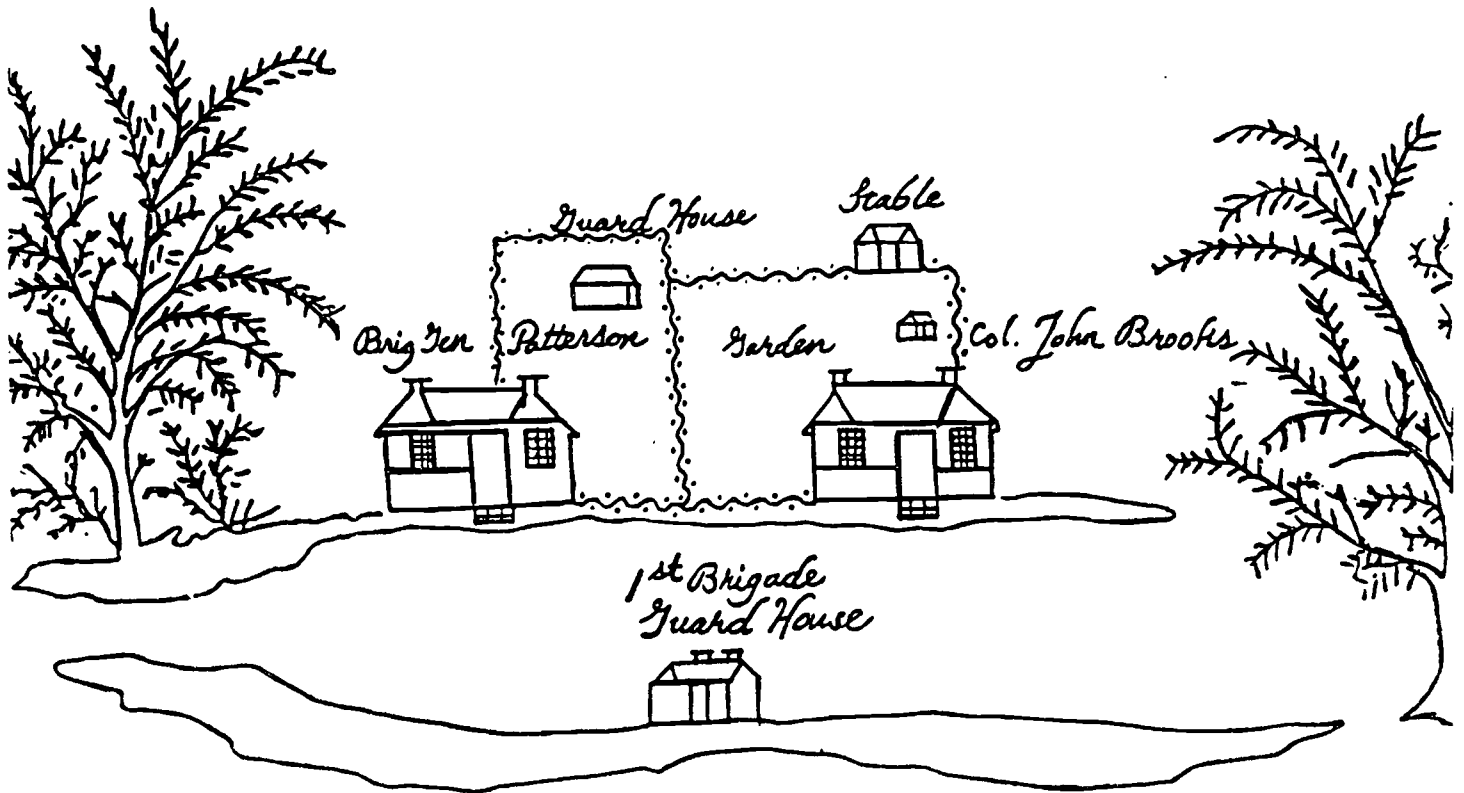
Dissolve 2 packages active dry yeast in 3/4 cup warm water. Stir in 2 cups lukewarm milk, 3 tablespoons sugar, 3 tablespoons shortening, 1 tablespoon salt and 4 cups of all-purpose flour. Beat until smooth. Mix in enough additional flour (3 to 4 cups) to make dough easy to handle.

Turn dough onto lightly floured surface; knead until smooth and elastic, about 10 minutes. Place in greased bowl; turn greased side of the dough up. Cover; let rise in warm place until dough is double, about one hour.

Punch down dough; divide into halves. Roll each half into rectangle, 18 x 9 inches. Fold 9-inch sides crosswise into thirds, overlapping ends. Roll up tightly, beginning at narrow end. Pinch edge of dough into roll to seal well; press in ends of roll.

Place loaves seam down in 2 greased loaf pans. Let rise until double, about 1 hour.

Bake in a 425° oven until loaves are deep golden brown and sound hollow when tapped, 25 to 30 minutes. Remove from pans and let cool.



ANSWER SHEETFILL IN THE BLANKS


1. enlist
2. Massachusetts
3. vinegar
4. Saratoga
5. cease-fire
6. huzza
7. Paris
8. Mississippi
9. roads
10. warehouse
11. batteaux
12. peace

CROSS WORD

C	A	N	T	O	N	M	E	N	T
A		E		A		E			
M	O	U	N	T		R	O	O	M
P		T				C	H	I	P
		M				H	I	L	L
S	U	F						E	
M	S	O	L	D	I	E	R		
I	N	K		I		R		B	
T	E	N		O				E	
H	U	T		T		N	E	A	T

MATCH-UP

bayonet	6
cocked hat	1
musket	3
powder horn	4
canteen	7
haversack	2
cartridge box	5

WORD SEARCH

GLOSSARY

(NOTE: ALL THESE WORDS APPEAR IN BOLDFACE ON THE STUDENTS' INFORMATION AND ACTIVITY SHEETS.)

ACRE - a measure of land equal to 43,560 square feet

ANVIL - a heavy block of steel or iron on which metal can be shaped

ARTILLERY - a part of the army which fights by using large guns such as cannons as compared to infantry or cavalry

ASSEMBLY - a signal for soldiers to gather together

BALM - a fragrant substance used as external medicine

BATTALION - half a regiment, or four companies

BAYONET - a knife or spearpoint attached to the end of a musket

BELLOWS - the air pump on a forge

BILLET - lodging for soldiers in a non-military building

BREECHES - 18th-century pants which end and button just below the knee

CANTONMENT - a temporary winter camp for soldiers

CAPTAIN - an officer ranking above lieutenant and below major and who commands a company

CARTRIDGE - a paper tube holding a musket ball and black powder

CARTRIDGE BOX - a leather box which contains cartridges and protects them from the weather

CAVALRY - soldiers mounted on horseback

CESSATION OF HOSTILITIES - the order to end the fighting between Americans and British

CHAPLAIN - a clergyman who holds religious services for soldiers

COCKADE - a knot or ribbon worn on an 18th-century military hat

COLONEL - an officer who commands a regiment; ranks below a general and above a major

COMMANDER-IN-CHIEF - the commanding officer of the entire army

COMPANY - a group of 64 privates, 4 corporals, 5 sergeants, 1 fifer, 1 drummer, 1 ensign, 1 lieutenant, and 1 captain; 9 companies in a regiment (for when the Army was at New Windsor Cantonment)

CORPORAL - a non-commissioned officer ranking below sergeant

DRAGOON - a soldier who rides a horse to battle and then dismounts to fight

EIGHTEENTH CENTURY - the years between 1700 and 1799

ENSIGN - an officer ranking below lieutenant and who carries the flag into battle

EPAULETTE - a mark of rank worn on the shoulder

FLAX - the plant from which linen cloth is made

FLINTLOCK MUSKET - the typical gun of an 18th-century soldier

FORGE - a smith's furnace which heats metal in fire so it can be shaped

FURLOUGH - permission for a soldier to be absent from camp

GENERAL - (1) an officer ranking above a colonel; (2) a signal played by drummers indicating that the army should prepare to march

GILL (pronounced "jill") - half a cup or 4 ounces

HAVERSACK - a bag for carrying food and small things

HEADER - a smith's tool used to make heads on nails

HUTS - wooden buildings made of logs to house the soldiers

INFANTRY - a part of the army made up of soldiers who fight on foot using muskets and bayonets

INSPECTION - a procedure in which an officer examines soldiers to make certain that they are properly dressed and equipped

ISSUE - to give out food or equipment

LIEUTENANT - an officer ranking below a captain and above an ensign

LIEUTENANT COLONEL - an officer ranking above a major and below a colonel

MAJOR - an officer ranking above a captain and below a colonel

MUTINY - a situation in which soldiers refuse to obey orders of an officer

NELSON'S POINT - a location on the east bank of the Hudson River, slightly south of West Point

ORDERLY BOOK - a book in which the sergeants of each company write down the orders and records of their company

OVERALLS - 18th-century soldiers' pants which came down to the ankles, covering "overall"

PENSION - an amount of money paid to a person or his family because of military service

PIPE - a cask of wine containing 126 gallons

POWDER HORN - the hollowed out horn of an ox or cow used to contain black powder

PRIVATE - a soldier of the lowest rank

QUARTERMASTER - the officer in charge of supplying food, clothing and ammunition

RANK - relative position of authority from private (lowest) to commander-in-chief(highest)

RATION - the amount of food issued to one soldier for one day

REDOUBT - a fortified place made of stone or earth; usually square with holes through which weapons can be fired, and surrounded by a ditch

REGIMENT - a military unit made up of nine companies

REGULATION - a rule or set of rules that soldiers must obey

RETREAT - (1) to go back, withdraw or retire; (2) a signal of the drum, beat at sunset in a military camp

REVEILLE - (revalee)- a signal beat by drummers at daybreak to awaken the soldiers

SCRIP - paper money issued by the Continental Congress during the Revolution

SERGEANT - a non-commissioned officer ranking above a corporal and below an ensign

STORM KING MOUNTAIN - a mountain on the west bank of the Hudson River just north of West Point; called Butter Hill in the 18th century by the soldiers who marched over it to New Windsor

SUBALTERN - a rank of officer equal to lieutenant

TATTOO - a signal played by the drum in a military camp at 8 PM in winter and 9 PM in spring and summer; after tattoo soldiers could not leave their tents or huts until reveille played next morning

TEMPLE OF VIRTUE - a large log structure built at the Cantonment by soldiers; started in late December 1782, and mostly finished by February 1783; used for meetings and religious services

THYME (TIME) - a garden herb used for seasoning

TROOP - a signal played by the drum to call the soldiers for morning assembly

UNIFORM - the military clothes worn by soldiers

VERPLANCK'S POINT - a location on the east bank of the Hudson river between New York City and West Point

WESKIT (also "waistcoat") - an 18th-century vest

WEST POINT - a location on the west bank of the Hudson River, about 15 miles south of the Cantonment; where an important American fort was located during the Revolution

WHEELWRIGHT - a craftsman who makes wheels

YORKTOWN - a city in Virginia, site of the last major battle of the American Revolution; where British commander, Charles, Lord Cornwallis, surrendered his men to a combined force of French and American soldiers on October 19, 1781

SUGGESTED READING LIST FOR TEACHERS

American Cookery by Amelia Simmons
William B. Eerdmans Publishing Co., 1965

Colonial American English, A Glossary by Richard M. Lederer.
Verbatim Books, 1985

Washington's Last Cantonment, High Time for a Peace by Janet Dempsey. Library Research Associates Inc., 1987

The World of George Washington by Richard M. Ketchum.
American Heritage, 1974

Rebels and Red Coats by George F. Scheer and Hugh F. Rankin.
World Publishing Co., 1957

A Revolutionary People at War by Charles Royster.
University of North Carolina Press, 1980

The American Heritage History of the American Revolution by Bruce Lancaster. American Heritage Publishing Co., 1971

Private Yankee Doodle by Joseph Plumb Martin.
Acorn Press, 1979

The Encyclopedia of the American Revolution by Mark Mayo Boatner.
David McKay Co., 1966

George Washington's Generals by George Billias.
William Morrow & Co., 1964

The Black Presence in the Era of the American Revolution
by Sidney Kaplan. The New York Graphic Society, 1973

Sketch Book of '76 by Robert Lee Klinger. Pioneer Press, 1967

The Book of the Continental Soldier
by Harold L. Peterson. Stackpole Books, 1968

5. The most useful activity sheets are:

Why?

6. The least useful activity sheets are:

Why?

7. The most useful class projects are:

Why?

8. The least useful class projects are:

Why?

9. Was the organization of the packet easy to follow? yes no

ADDITIONAL COMMENTS

Please return to: New Windsor Cantonment State Historic Site
Box 207
Vails Gate, New York 12584

DISCOVER NEW WINDSOR CANTONMENT

Table of Contents

FOR THE STUDENT:

Information sheet #1-What was New Windsor Cantonment?
Activity sheet #1-Find your way to the Cantonment.

Information sheet #2-What if you were a soldier?
Activity sheet #2-Fill in the blanks.

Information sheet #3-Where would you live at the Cantonment?
Activity sheet #3-Build a soldiers' hut.

Information sheet #4-What would you wear?
Activity sheet #4-Match up.

Information sheet #5-What would you eat at the Cantonment?
Activity sheet #5-Word search.

Information sheet #6-What kinds of soldiers were at the Cantonment?
Activity sheet #6-Who would you like to be?

Information sheet #7-What if you were a military craftsman?
Activity sheet #7-Family names.

Information sheet #8-What would your day be like at the Cantonment?
Activity sheet #8-A game of Morrice.

Information sheet #9-Were there women and children at the Cantonment
Activity sheet #9-Campfollower to color.

Information sheet #10-What was the Badge of Military Merit?
Activity sheet #10-Claim a badge.

Information sheet #11-Who were some real people at the Cantonment?
Activity sheet #11-Soldier to color.

Information sheet #12-How did the Revolutionary War end?
Activity sheet #12-Crossword puzzle.

WHAT WAS NEW WINDSOR CANTONMENT?

The New Windsor Cantonment was the last winter encampment--or--cantonment--of the Continental Army. Between 7,000 and 8,000 soldiers lived here from October 1782 until June 1783. Some of the soldiers were joined by their families, so there were about 500 women and children at the Cantonment too.

This "Army of the North" included soldiers from New York, New Jersey, New Hampshire, Massachusetts, and Maryland. The Cantonment covered 2 1/2 square miles or 1,600 acres, and within it, the soldiers lived in three main areas. Troops from New York, New Jersey, and New Hampshire camped along the western ridge of the Cantonment, where the New York State Thruway now runs. Some troops from Massachusetts camped on the eastern side of the Cantonment, about two miles away. Other Massachusetts soldiers camped in the middle. That way, all the soldiers had plenty of room to build huts for the winter and to gather wood for heating and cooking.

New Windsor was a good place for the Cantonment. There was plenty of water and trees. It was close to the Hudson River which made it easier to get supplies and defend the Cantonment from an enemy attack. The British Army still had 12,000 soldiers in New York City, only 60 miles south. Any attack would probably come from there.

By the time the Continental Army arrived at New Windsor, the war was almost over. More than a year had passed since the defeat of the British at Yorktown, Virginia, on October 19, 1781. This was the last major battle of the American Revolution. Peace talks were being held in Paris; it was hoped that a treaty would be announced soon.

Just before coming to the Cantonment, the soldiers were camped at Verplanck's Point, on the other side of the Hudson River, near Peekskill. To get to New Windsor, the first group of soldiers, made up of troops from Massachusetts, marched north to Nelson's Point, where they camped for the night.

INFORMATION SHEET #1 (continued)


The next day, the soldiers crossed the Hudson River to West Point, using flat-bottomed boats called "batteaux." Then they crossed over Storm King Mountain, then called Butter Hill, and again camped overnight. The following day, October 28, 1782, they marched the rest of the way and arrived at New Windsor. Here they established the last winter cantonment of the American Revolution.

"I have the satisfaction of seeing the troops better covered, better clothed, and better fed than they have been in any former winter Quarters."

-General George Washington to Major General William Heath, February 5, 1783

MAZE

Can you find your way through the maze from Verplanck's Point to the New Windsor Cantonment?



Verplanck's
Point

WHAT IF YOU WERE A SOLDIER?



WHAT IF YOU WERE A SOLDIER?

What if you were a soldier in the Revolutionary War? The clothes you wore, the food you ate, the places where you stayed, the way you lived would all be very different from the way you live now.

Maybe you enlisted in the war when it first began. It started on April 19, 1775 when the first shots were fired at Lexington, Massachusetts. Maybe you were one of Washington's soldiers defeated at the Battle of Long Island that began a series of setbacks for the Americans. Maybe you remember the Thanksgiving when 2 ounces of rice and a tablespoon of vinegar were served the troops at Valley Forge because there wasn't any other food. Maybe you fought the British at Saratoga in 1777 and cheered the American victory that years later was called the turning point of the war. And maybe you were at New Windsor Cantonment where the fighting stopped on April 19, 1783 when the "Cessation of Hostilities" cease-fire order was posted, and you celebrated with three "huzzas".

The Treaty of Paris officially ended the war and gave America independence and land all the way west to the Mississippi River. It was approved by Congress on September 3, 1783.

If you were a soldier at New Windsor Cantonment, you might have helped build roads, huts to live in and a special building called the "Temple of Virtue" on top of a hill. You might have been assigned to guard duty at clothing and supply warehouses, or where the batteaux were stored on the river, or at important officers' quarters. You would have also drilled and trained in case there was more fighting. And you would have hoped for peace to come...

Do you think you would have liked to have been a soldier at the Cantonment???

"And now I was a soldier, in name at least, if not in practice."

Pvt. Joseph Plumb Martin,
8th Connecticut Regiment.


ACTIVITY SHEET #2

FILL IN THE BLANKS

DIRECTIONS - Fill in the blank letters to name what is described.

1. Name for joining up with the army
-- l -- --
2. State in which the first shots were fired
-- -- -- c -- -- --
3. One of the Thanksgiving foods the troops received
-- -- -- g --
4. Battle said to be the turning point in the war
-- -- -- t -- --
5. Order posted on April 19, 1783
-- -- -- -- f -- --
6. Cheer given for the Cessation of Hostilities
-- -- -- z --
7. City where the treaty was written
-- a -- --
8. River which became the United States' western boundary
-- i -- -- i -- -- i -- --
9. Something the soldiers built
-- o -- --
10. Place where you might have guard duty
-- -- -- -- h -- -- --
11. Special boats used and stored on the Hudson River
-- -- -- -- -- x
12. What all the soldiers hoped for
-- -- -- c --

WHERE WOULD YOU LIVE AT THE CANTONMENT?



WHERE WOULD YOU LIVE AT THE CANTONMENT?

When the Continental Army first came to the Cantonment, there were no buildings for the soldiers to live in. They pitched tents in neat rows. The tents were small, but six soldiers stayed in each. The Army issued straw to cover the bare ground on which the soldiers slept. Since it was late October, the tents were cold and uncomfortable.

Almost immediately, the soldiers began the hard work of building log huts. The huts were 35 feet long and 18 feet wide. They had a fieldstone fireplace at each end and a wall down the center, making two rooms in each hut. Each room had its own door and windows.

The huts were built in rows according to the plan of Colonel Timothy Pickering, the Quartermaster General. There was an order which said that any hut that was not built in the right place and according to the right measurements would be torn down.

Sixteen soldiers lived in each hut, eight soldiers in one room, and eight in the other. They slept in bunk beds and built racks to store their guns and other equipment.

The officers' huts were built a little differently and had fewer people living in them. They were built in rows behind the soldiers' huts. Huts were also built for women and children who were traveling with the Army. A soldier could live with his wife and children in his hut "off the lines"- that is, apart from the huts of other soldiers.

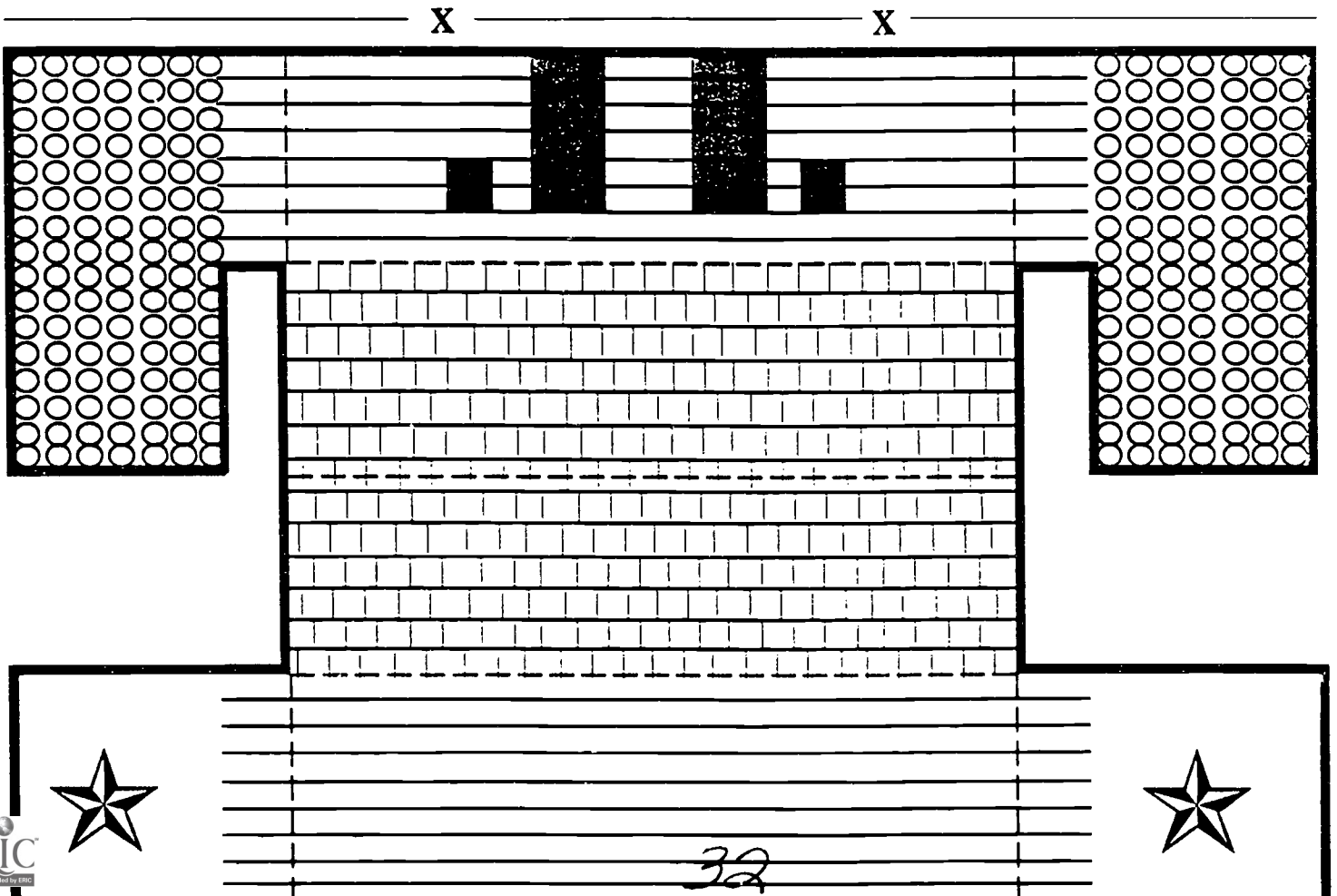
By the end of December, 1782, the soldiers had finished building their huts. The Cantonment now had almost 600 log buildings.

"...regularity, Convenience, and even some degree of Elegance should be attended to in the Construction of their Hutts..."

General George Washington in General Orders,
October 28, 1782.

BUILD A SOLDIERS' HUT

1. Color stones gray.
2. Color wood brown.
3. Color roof brown.
4. Cut line X.
5. Fold line A. Unfold.
6. Fold line B. Unfold.
7. Fold line C. Unfold.
8. Fold line D. Unfold.
9. Fold line E. Unfold.
10. Cut outline along heavy solid lines.
11. Fold stones over star and attach.



WHAT WOULD YOU WEAR?

The army gave the soldiers the clothes and equipment they needed. But there weren't always enough of these items. A shipment of shirts arrived at the **Cantonment** but there weren't enough for all the soldiers, so some men had to go without. Still, the soldiers were better clothed than they had been for most of the war. Shortages had been much worse earlier in the war. The clothes a soldier received were:

- a shirt, usually of heavy linen;
- overalls, pants of linen or wool;
- weskit, (another name for a waistcoat or vest);
- woolen socks, which would have been hand-knit;
- common shoes which fit either foot because they were made without left or right;
- three cornered hats called "tricorns," and made of black felt.

A soldier also received a heavy woolen coat called a regimental coat. They were of different colors, depending on which regiment the soldier belonged to. A soldier had to wear his regimental coat during battles even if it was very hot. This was because there was a lot of smoke on the battlefields from the guns and cannons. The color of the coats helped identify regiments and armies. The Battle of Monmouth was fought in 96° heat, but everyone still wore his wool coat! In December 1782 soldiers at New Windsor **Cantonment** were supposed to wear blue regimental coats with red facings but there was a shortage of scarlet cloth.

The equipment a soldier received was:

- a flintlock musket, which fired lead balls and was not very accurate;
- a bayonet, which was like a long knife that fit onto the end of the musket;
- a powder horn, used to re-prime the musket when it misfired;
- a cartridge box to carry ammunition;
- a canteen to carry water often round and made of wood; and
- a haversack to carry food and small items; it was made of linen with a buttoned flap.

INFORMATION SHEET #4 (con't.)

"it would add much to their (the 10th Mass. Reg.) uniformity could an Exchange be made of the Brown coats for Blue ones."

Inspection Report from
Colonel Walter Stewart,
March 1783.



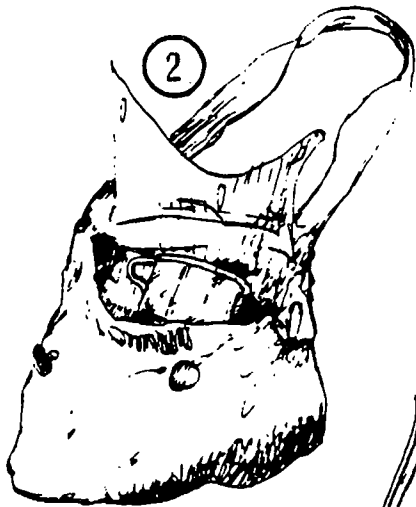
MATCH UP

Directions - Match the objects to their names by putting the corresponding number of each on the lines.


- bayonet _____
- cocked hat _____
- musket _____
- powder horn _____
- canteen _____
- haversack _____
- cartridge box _____



1



2



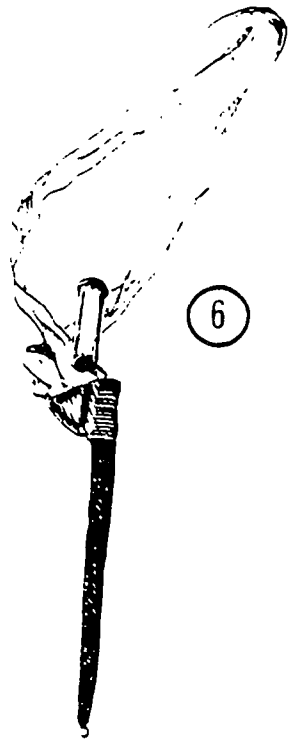
4



3



5



6

WHAT WOULD YOU EAT AT NEW WINDSOR CANTONMENT?



WHAT WOULD YOU EAT AT NEW WINDSOR CANTONMENT?

The food a soldier was given, or issued, each day by the Army was called a ration. The ration for a soldier at the Cantonment was:

- a pound of bread
- a pound of meat
- a gill of dry beans or peas
- a gill of rum

The bread was very hard - so hard that the soldiers soaked it in warm water until it was soft enough to chew. The bread was hard because it was made with only flour and water. The Army made the bread this way so it would not spoil.

The meat was usually salted beef or pork cut into strips or chunks and soaked in salt water so it wouldn't spoil. The Army issued salted and dried foods because that was the way to keep food preserved.

Usually, the soldiers boiled the dry beans or peas with their meat. After cooking a long time, the beans or peas became soft and the meat less salty. The result was a tasty stew.

The soldiers were supposed to mix their rum with water before they drank it. Sometimes they were issued extra rum for doing extra work, or because it was a special day such as New Year's or the day peace was declared.

Markets were also set up at the Cantonment so the soldiers could buy other food. The local farmers brought vegetables, milk and cheese to sell. The women traveling with the army sold cider. All these people who sold things to the soldiers were called "sutlers."

"The cutting of all meat will be done . . . outside the huts."

Lt. Colonel Ebenezer Sprout,
2nd Massachusetts Regiment,
March 24, 1783.

WORD SEARCH

All of the words in the list but one are related to food in some way. Find the listed words in the grid and circle them. Words go from left to right and up to down. Words can overlap.

- | | | | |
|-------|--------|--------|---------|
| apple | broil | mint | rice |
| bake | dip | pail | roast |
| balm | duck | pan | rum |
| bean | flour | pea | sage |
| beef | fry | pipe | tea |
| beer | kernel | please | thyme |
| boil | kettle | pork | tub |
| bread | meat | pot | vinegar |

X B A K E R N E L B
R B R E A D I P V A
U P O T P U B O I L
M E A T P C E T N M
P A N L L K E H E I
T U B E E F R Y G N
P O R K A L I M A T
I R O A S T C E R E
P A I L E B E A N A
E F L O U R S A G E

WHAT KINDS OF SOLDIERS WERE AT NEW WINDSOR CANTONMENT

Soldiers at the **Cantonment** were organized into groups called **regiments**. There were 14 **regiments** at the **Cantonment** - 8 from Massachusetts, and 2 each from New York, New Jersey, and New Hampshire. There was also a detachment - less than a **regiment** - from Maryland.

Regiments were commanded by a **colonel**, who was assisted by a **lieutenant colonel** and a **major**. Each **regiment** had nine **companies**. A **company** was commanded by a **captain**, who was assisted by a **lieutenant** and an **ensign** who also carried the flag into battle. Here are the officers listed according to **rank**, starting with the highest:

COLONEL

LIEUTENANT COLONEL

MAJOR

CAPTAIN

LIEUTENANT

ENSIGN

In addition to the officers in a **company**, each **company** also had:

5 **Sergeants** } who were in charge of making sure work
got done and soldiers stayed out of

4 **Corporals** } trouble

1 **Fifer** ----who played the fife, which is a kind of
small flute

1 **Drummer** ----who played different signals throughout
the day to direct the soldiers

64 **Privates**----who did the work of the camp and who
also trained for battle

Some of the soldiers at the **Cantonment** had special jobs. the drum major was in charge of all the drummers in a **regiment**. **Quartermasters** were in charge of obtaining, storing and handling food and other supplies. And there were military craftsmen such as carpenters, masons, and **wheelwrights**. Who would you like to have been?

"Drum Major Allen is charged with stealing two shirts from Colonel Jackson is found guilty . . . is sentenced to be reduced to a private soldier. . "

8th Massachusetts Regiment Orderly
Book, December 2, 1782

ACTIVITY SHEET #6

WHO WOULD YOU LIKE TO BE?

Carefully read the different ranks of officers and the special items they wore. In the space at the bottom of the page, draw yourself as the officer you would like to be.

Commander-in-chief

Two epaulettes, one on each shoulder; with three stars on each epaulette; light blue ribbon across the chest, from the right shoulder to the left.

Major General

Two epaulettes, one on each shoulder; with two stars on each epaulette; a black and white feather worn in the hat.

Brigadier General

Two epaulettes, one on each shoulder; with one star on each epaulette; a white feather worn in the hat.

Colonels, Lt. Colonels and majors

Two epaulettes, one on each shoulder; silver for cavalry or infantry; gold for artillery.

Captains

One epaulette on the right shoulder; silver for cavalry and infantry; gold for artillery.

Subalterns


One epaulette on the left shoulder; silver for cavalry and infantry; gold for artillery.

Sergeants

Two epaulettes; one on each shoulder; white for cavalry and infantry; yellow for artillery.

Corporals

One epaulette on the right shoulder; white for cavalry and infantry; yellow for artillery.



Your Drawing Here

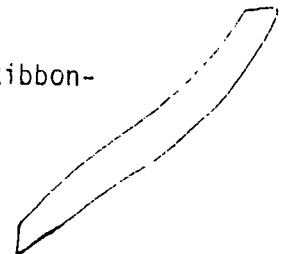
Star-



Epaulette-



Ribbon-



WHAT IF YOU WERE A MILITARY CRAFTSMAN?



WHAT IF YOU WERE A MILITARY CRAFTSMAN ?

A special kind of soldier at New Windsor Cantonment was a military artificer (artTIFicer). A military artificer was a skilled craftsman who was also part of the army.

If you were an artificer at the Cantonment, you might have been a mason - a person who builds things out of stone. You might have been a carpenter - a person who makes things out of wood, and you would have helped build the log huts in which the soldiers lived. You might also have been a blacksmith.

A blacksmith is called a blacksmith because he works in iron or black metal. "Smith" comes from an old English word "smite" meaning to hit or strike. A blacksmith hits or strikes black metal to make iron objects.

There were different kinds of blacksmiths. A blacksmith was a general worker in iron. An armourer worked in iron too, but he made weapons, such as swords and knives. Sometimes an artificer did both jobs (blacksmith, armourer) when a craftsman was not available.

If you were a blacksmith, you would work long hours over a hot fire built in the forge. You give air to the fire by pumping the bellows. With your hammer and anvil, you could make a nail in the header.

To become a blacksmith, you would have had to study as an apprentice, beginning at the age of 7! Of course, you wouldn't have time to go to school, too. You probably wouldn't know how to read or write. Do you think you would have liked to be a blacksmith or any other artificer?

"Parsell ... and his artificers should come to this place where they are much wanted."

Col. Timothy Pickering,
Quartermaster General,
Oct. 29, 1782.

FAMILY NAMES

Sometimes a person's last name tells you what people in the family did for a living. For example, the last name "Smith" is so common because there were many different kinds of smiths. Let's see how many you know.

If you work in black metal, you're called a _____

If you work in white metal, you're called a _____

If you work in gold, you're called a _____

If you work in silver, you're called a _____

If you make or repair guns, you're called a _____

If you make or repair locks, you're called a _____

If you work in pewter, you're called a _____

There are many other last names that tell about a trade or a profession. Some you may know, and some you may have to look up.

LAST NAME

TRADE OR PROFESSION

Collier

Sawyer

Potter

Carpenter

Wright

How many last names do you know that are also the names of jobs or trades?

List them here.

WHAT WOULD YOUR DAY BE LIKE AT NEW WINDSOR CANTONMENT?



WHAT WOULD YOUR DAY BE LIKE AT NEW WINDSOR CANTONMENT?

A soldier's day was controlled by the drum. The drummers in each regiment played different beats to tell the soldiers where they should be and what they should be doing.

Reveille (REV-a-lee)

Reveille was beat at sun-up. It meant that it was time for the soldiers to get up and get ready for their day. Sometimes the General was beat instead of reveille. That meant that soldiers should take down their tents and get ready to march from camp.

Troop or Assembly

Troop was beat at 8:00 A.M. in the summer and 9:00 A.M. in the winter. It meant that soldiers should gather or assemble so the officer could call the roll and inspect the men for duty.

After inspection, the soldiers were sent off to do their work for the day. They marched and drilled often so they would be ready in case there were more battles. If they had to cut firewood or haul water, there were signals that the drummer would play. In November 1782, they built a road. From late December 1782 through February 1783, they were busy building the Temple of Virtue on top of a hill almost in the middle of the Cantonment. It was used for church services. In March 1783, they began building a causeway - an elevated road - across a swampy area.

Retreat

Retreat was beat at sunset. The roll was called again, and orders were given about the work to be done the next day. Then the soldiers had free time. They would have their supper. Then, they might clean their equipment, and they might patch or mend their clothing. They also played games like dice and pitch penny, even though they weren't supposed to gamble. Card playing and checkers were also popular.

Tattoo

Tattoo was beat at 9:00 P.M. in the summer when days are longer, and 8:00 P.M. in the winter when days are shorter. It was the signal for the soldiers to go into their huts or tents and stay there until reveille the next morning.

Is your day a little like a soldier's day?



"Pitching coppers prevails fast in the regiment. The practice must be immediately checked."

Colonel Michael Jackson,
Regimental Orders, March 6, 1783,
8th Massachusetts Regiment.

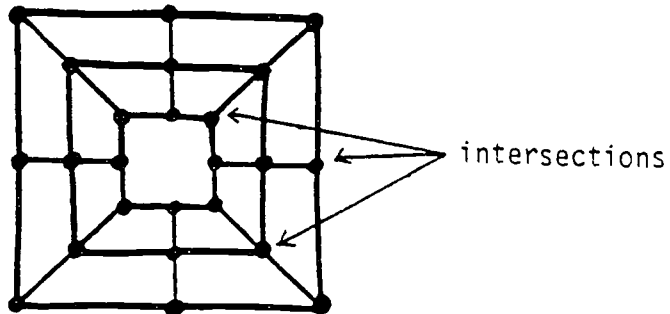
A GAME OF MORRICE

Morrice is a game that was played in the 18th century. It is for two people at a time. You will need the following materials:

- 1 large sheet of paper
- A marker or dark pen
- 18 playing pieces, 9 of one color, 9 of another

To make the board, you must:

1. Lay the paper out flat on the floor or a table
2. Draw three squares, one inside the other
3. Draw a line connecting the corners and sides of the squares



To play the game:

1. Player A places one piece on the board on one of the intersections.
2. Player B places a piece on the board, also on an intersection. Both players continue taking turns.
3. Whenever a player gets three of his pieces in a row, he may take one of the other player's pieces.
4. When all 18 of the pieces have been placed on the intersections, the players begin to move their pieces from one intersection to another - one intersection at a time - trying to line up three pieces in a row.
5. When a player has only two pieces left, the game is over. The player with the most pieces remaining on the board wins.

WERE THERE WOMEN AND CHILDREN AT THE CANTONMENT?

In addition to the men, there were also women and children at New Windsor **Cantonment**. Often, their husbands and fathers were soldiers, so women and children lived in army camps. In January 1783, there were 278 women and 219 children at the **Cantonment**.

The women had different jobs in the camp. They washed and mended clothes, and they did some cooking and cleaning. They sold cider, and they were nurses. They were often called "campfollowers" because they followed the army as it moved from camp to camp. The work they did was important and kept the camps healthy and running well.

The children in camp had work too. They were expected to be as busy as adults. They hauled water and gathered firewood. Boys served as runners carrying messages from one person to another. Some boys became military musicians who played fifes and drums. Girls helped their mothers with cooking, cleaning, and mending and washing the clothes. The children had time to work because there was no school at the **Cantonment**.

It was a hard life traveling with the army, but women and children sometimes did it to keep the family together. Also, a father or husband in the army was not able to help his wife or children at home. And if the British controlled the land where you lived, it might not be safe to stay there. For example, New York City, Long Island, and Staten Island were all under British rule.

The army took care of its families. Women and children were fed, given shelter, and protected. Those who washed clothes or became musicians were paid.

Unfortunately, of all the women and children who were at the **Cantonment**, we know the names of only a few. Phoebe Osborn, for example, is the only child we can identify. She was born at the **Cantonment** on February 20, 1783. Her mother was Sarah Osborn, one of few women we know much about.

INFORMATION SHEET #9 (cont.)

Sarah was born in Orange County. Her husband was a soldier in the 1st New York Regiment. After the war ended, she and her husband continued to stay in New Windsor for a while. Jane Mitchell was another woman who was at the Cantonment. In March 1783, she stole some money from a soldier. She was put on trial and punished.

Perhaps most interesting was Deborah Sampson. For a year and a half, she pretended she was a soldier in the 4th Massachusetts Regiment. It was only when she was treated for a wound by a doctor that it was discovered that she was a woman.

Would you have liked to have been a woman or a child at the Cantonment?



"Stephen Carrlow's wife of the 3rd company and John Reganfeder's wife of the 4th company have permission to sell cider 'till further orders."

Lieutenant Colonel Ebenezer Sprout,
2nd Massachusetts Regiment.

CAMPFOLLOWER TO COLOR



WHAT WAS THE BADGE OF MILITARY MERIT?

The Badge of Military Merit was the first award given to American soldiers. It was created on August 7, 1782 by General Washington, **Commander-in-Chief** of the Continental Army, at his headquarters in Newburgh.

The badge was shaped like a heart and was made of purple cloth or silk. It had a piece of material sewn around the edge so the cloth would not unravel or come apart. A soldier was supposed to wear the badge on the left facing of his regimental coat.

To earn the Badge of Military Merit:

1. You had to be a private, a corporal, or a sergeant. You couldn't be an officer, and
2. You had to have done something extremely brave or daring during the Revolution.

A special board of officers met to review the candidates and what noteworthy deed they had performed. Only three soldiers were to receive this important award decoration. The first was **Sergeant** Elijah Churchill of the 2nd **Regiment** Light Dragoons. He had led two attacks on British forts on Long Island in 1780 and 1781. Both forts were captured, and so were 21 enemy prisoners. Not one American soldier was killed. Churchill's badge is on display at the New Windsor **Cantonment** Visitors Center from late April to the end of October each year.

The second Badge of Military Merit was awarded to **Sergeant** William Brown of the 5th Connecticut **Regiment**. Brown and his men were the first Americans to attack a British **redoubt** at the Battle of Yorktown in 1781. The enemy quickly surrendered.

The third and last badge was earned by **Sergeant** Daniel Bissell. He was an American spy who joined the British Army in New York in 1781. Later he reported very important information to General Washington.



Of all the thousands of soldiers who served in the Continental Army, only these men were given the Badge of Military Merit. All three were sergeants in Connecticut regiments. None of the sergeants was at the Cantonment in 1782-83.

INFORMATION SHEET #10 (con't)

Many years later, in 1932, the Purple Heart was created and given to soldiers who had been wounded. One side of the Purple Heart shows an image of General Washington. The other side has the word "merit" on it. The Purple Heart is similar to the Badge of Military Merit. However, one didn't have to be wounded to receive the Badge of Military Merit.

Do you know anyone who has received a Purple Heart?

How would you like to receive the Badge of Military Merit?



"Not only instances of unusual gallantry, but also of extraordinary fidelity and essential service . . . shall meet with a due reward . . . the road to glory in a patriot army and a free country is thus opened to all."

General George Washington,
General Orders, August 7, 1782.

CLAIM A BADGE

Would you like to apply for the Badge of Military Merit? If so, you must present a claim in writing. Include the following:

- (a) your name
- (b) your rank - private, corporal, or sergeant
- (c) the brave action you performed during the Revolution with as much detail as possible
- (d) where the brave deed was done
- (e) the names and ranks of soldiers and officers who were witnesses
- (f) your signature at the end of the claim. Good luck!

WHO WERE SOME REAL PEOPLE AT THE CANTONMENT?
(What their writings tell us)

The soldiers at the **Cantonment** were just like you. They got tired and cold and hungry. They worked and played games and sometimes got into trouble! Some of them wrote things down which help us learn more about them.

General George Washington was the **Commander-in-Chief** of the Continental Army. From his headquarters in Newburgh, he wrote lots of orders and letters about how things should be done. One of the General's most famous letters was to **Colonel Lewis Nicola** explaining why the United States should not have a King. Another was to the governors of the thirteen states urging them to work together to build a strong nation.

General Horatio Gates was the commander of the Cantonment. He wrote one letter home to his ailing wife in Virginia saying, "I have a good bedchamber in a warm stone house," and asked her to come stay with him. General Gates was billeted in the home of a wealthy New Windsor resident named John Ellison.

Colonel Timothy Pickering was the **quartermaster** general. His job was to obtain food, clothing, ammunition and other supplies for the army. He made lists of all the things the soldiers needed. He wrote letters to people on how and where supplies were to be obtained and who was to take care of them. Iron kettles for cooking were important and were always in short supply because the soldiers used them as frying pans, burning out the kettles' bottoms. In one letter, Pickering asked an ironmaker in Pennsylvania to send kettles quickly because they were needed so badly. Pickering also signed promissory notes or I.O.U.'s for many supplies. When Congress was slow to pay the suppliers, they tried to make **Colonel Pickering** himself pay them.

Reverend Israel Evans was the **chaplain** for the New Hampshire soldiers. He wrote out the sermons which he delivered during the Sunday services. It was his idea to build the "**Temple of Virtue**" for services.

Dr. John Cochran was the Director of Medical Hospitals. David Townsend and William Eustis were two hospital surgeons. They wrote reports about soldiers who were sick and about the diseases they had. They also wrote letters asking for more supplies and assistants for the hospital.

INFORMATION SHEET #11 (cont'd)

Sometimes soldiers got into trouble. Dennis Myers and George Taylor were two of thirty soldiers who were caught trying to desert. Private Solomon Jennings stole a regimental coat from Private Isaac Burch and Samuel Loving tried to steal a tent. Sergeant Hayward and Sergeant Robinson got into a fist fight and had their rank reduced to private, as was Corporal Lighthall's for neglecting his duty. All these men were written about in the orderly books of their regiments.

SOLDIER TO COLOR



HOW DID THE REVOLUTIONARY WAR END?

Everyone wanted the fighting to stop and the war to end. It had already lasted for almost eight years. Both soldiers and officers worried about what would happen to them, their families, and their country once the war was over.

While the soldiers and officers were fighting, they were not able to pay much attention to their farms and businesses. It would take a lot of effort and hard work to earn money and support their families when they got home. Some soldiers had no homes to return to, and they would have to start all over, without much help.

The government, called the Continental Congress, was supposed to pay the soldiers. Since very little money was available, the soldiers often went unpaid for long periods of time. When they were paid, they received paper dollars, called scrip, but they couldn't buy very much with this money. By the middle of the war, a dollar was worth only about two cents. If you had five dollars, it was the same as having ten cents in terms of how much-or how little! - you could buy.


Officers, too, had not been paid or given the pensions that Congress had promised them. One officer wrote two unsigned letters (later called the Newburgh Addresses) which said that the Army should make Congress keep its word. If Congress didn't, the officers should leave the Army, or if peace came, they should refuse to give up their weapons. When General Washington saw these letters, he was concerned and shocked. The officers were threatening to rebel against the elected government! If that were to happen, military dictatorship might be the result. Washington called a meeting and urged the officers to be patient and remain loyal to Congress. He convinced them to wait for the government to decide on their pay and pensions.

Good news arrived from Europe. The peace talks that Benjamin Franklin, John Adams, and John Jay had been having in Paris with the British were successful. A temporary peace treaty had been signed. Even though a final treaty would not be approved until September 1783, General Washington was able to issue an order that ended the fighting. This order, called the Cessation of Hostilities, stated that on April 19, 1783 - exactly eight years after the bloodshed had begun at the Battle of Lexington - all firing would stop.

INFORMATION SHEET #12 (cont'd)

The war was over! Just in case the final treaty was delayed, the soldiers were sent home on furlough. But the war really was over, and the furloughs became discharges. The soldiers were no longer in the Army and could stay home with their families.

Most of the huts built by the soldiers were sold at a public auction. The **Cantonment** had come to an end. Soon, the land became woods and fields again, as it had been before the Continental Army arrived. After eight long years of war, peace had come.



"An extra ration of rum will be issued to every man to drink Perpetual Peace, Independence, and Happiness to the United States of America."

General George Washington, in General Orders,
April 19, 1783.

CROSSWORD PUZZLE

ACROSS

1. A Temporary encampment in the eighteenth century
2. A rider's horse
3. There was a lot of this (1600 acres)
4. The Temple was built on the top of one
5. Person in the army
6. Needed for quill pens
7. Wood shelter for soldiers
8. The way the camp was supposed to be

DOWN

1. Place where soldiers lived
9. Canvas shelter for soldiers
10. Walking in step
11. The _____ of Virtue was built by the soldiers
12. A soldier's weapon of the eighteenth century
13. He works with metal
14. Stone in a musket which strikes sparks
15. Metal worked by a blacksmith
16. A wager

