

DOCUMENT RESUME

ED 393 323

FL 801 113

AUTHOR Gillette, Gloria W.  
 TITLE On Speaking Terms. A Practical Guide to Pronunciation for ABLE/ESL Teachers.  
 INSTITUTION Northeast ABLE Resource Center, Euclid, OH.  
 SPONS AGENCY Office of Educational Research and Improvement (ED), Washington, DC.  
 PUB DATE 94  
 NOTE 123p.  
 PUB TYPE Guides - Classroom Use - Teaching Guides (For Teacher) (052) -- Reference Materials - Vocabularies/Classifications/Dictionaries (134)

EDRS PRICE MF01/PC05 Plus Postage.  
 DESCRIPTORS Adult Basic Education; Adult Literacy; Diction; \*English (Second Language); English Instruction; \*Interference (Language); Language Patterns; Language Teachers; Linguistic Difficulty (Inherent); Literacy Education; \*Pronunciation Instruction; \*Second Language Instruction; \*Second Language Learning; Surveys; \*Teaching Methods

IDENTIFIERS 353 Project; Ohio

ABSTRACT

This English pronunciation manual for adults was developed by teachers for teachers of English as a Second Language (ESL), specifically aimed at those who do not have training in linguistics or foreign language instruction. It is a compendium of methodologies used by ESL teachers and is not aimed at any particular foreign language learner. Chapters include an overview of the principles and theories of language; specific help on the individual sounds of English in words, phrases, and sentences; a listing of foreign language specific (from Arabic to Vietnamese) grammatical and syntactical linguistic interference that teachers may encounter; a supply of foreign language-specific practice sentences; and several practical, meaningful, and enjoyable basic pronunciation activities for students. A feedback survey for ESL teachers is included. Contains 23 references. (Adjunct ERIC Clearinghouse for ESL Literacy Education) (NAV)

\*\*\*\*\*  
 \* Reproductions supplied by EDRS are the best that can be made \*  
 \* from the original document. \*  
 \*\*\*\*\*



**ON**  
**SPEAKING**  
**TERMS**

U.S. DEPARTMENT OF EDUCATION  
Office of Educational Research and Improvement  
EDUCATIONAL RESOURCES INFORMATION  
CENTER (ERIC)

This document has been reproduced as received from the person or organization originating it.

Minor changes have been made to improve reproduction quality

• Points of view or opinions stated in this document do not necessarily represent official OERI position or policy.

**BEST COPY AVAILABLE**

Gloria W. Gillette, Resource Center Director  
Delores Tocco Tekieli, ABLE Director

State of Ohio/Euclid City Schools  
291 East 222nd Street, Euclid, Ohio 44123  
(216)261-7076/FAX (216)261-7579

### ON SPEAKING TERMS

After using the manual, please share your thoughts, comments and ideas by completing and returning this survey to the above address.

Information about the Manual

1. What was your initial impression of On Speaking Terms?
2. Which sections were most helpful?
3. What was least helpful?
4. Are the descriptions of how the sounds are formed clear?
5. Did you modify, adapt, or add to the sentences in Sec. III?
6. Did your students find the materials helpful?
7. How consistently have you used the book?
8. Are there other languages you would like to see added?

9. Please provide other recommendations, ideas and concerns.

**Professional Information**

1. What level of ESL do you teach?
2. How many hours per week does your class meet?
3. What kind of certification do you have?
4. What kind of training do you have in linguistics/ESL/foreign language training?
  
5. How do you incorporate pronunciation practice in your classroom activities?
  
6. As an ESL teacher what are your professional concerns or needs?
  
7. How can the Resource Center assist you in meeting those needs?
  
8. What ESL staff development topics would you recommend?

# ON SPEAKING TERMS

## A Practical Guide To Pronunciation For ABLE/ESL Teachers

Produced By

Gloria W. Gillette, Director  
Northeast ABLE Resource Center  
Project Coordinator  
Author, Section I

Chia-Min Chen  
Cleveland Public Schools  
Co-author, Section II

Mary Ann Williams  
Madison ABLE  
Lake Erie College  
Co-author, Section II  
Illustrations

Jeanne Olsen  
Parma City Schools  
Author, Section III

Jill Huggins  
Ashtabula J.V.S.  
Author, Section IV

Ann Siebert  
Cleveland Public Schools  
Author, Section V

Nancy McKay  
Euclid City Schools  
Editor

Mary Pasquale  
Euclid City Schools  
Layout and Typist

### Special Thanks To . . . .

**Jim Bowling**, Assistant Director of Vocational and Career Education, Adult Basic and Literacy Education, and his fine staff of consultants.

**Delores Tocco Tekieli**, Director of Community Education, Euclid City Schools, and Project Administrator.

#### Our Advisory Board:

**Anne Klein**, Cleveland Public Schools

**Sarah Nixon-Ponder**, Assistant Director of Ohio Literacy Resource Center

**Ellie Nurre**, ESL Instructor

And of course, **Mary Beth Quinn**, Northeast ABLE Resource Center Assistant, who will have the word "schwa" indelibly etched in her heart forever.

# ACKNOWLEDGEMENTS

**EUCLID CITY SCHOOLS**  
Community Education Department

## EUCLID BOARD OF EDUCATION

Mr. David A. Lawrence, *President*  
Mrs. Kay F. Van Ho, *Vice-president*  
Mrs. Carol Bechtel  
Mrs. Carol DeWine  
Mrs. Barbara E. Kramer

## ADMINISTRATION

Mr. Kurt Stanic, *Superintendent*  
Mr. John Fell, *Assistant Superintendent*  
Mr. Robert H. Knuth, *Director of Secondary Education*  
Mr. Lowell B. Davis, *Treasurer*  
Mrs. Patricia J. Pedersen, *Business Manager*  
Mr. Robert McLaughlin, *Director of Pupil Personnel and Research*  
Ms. Katie M. Shorter, *Director of Human Resources*

This project was supported by the United States Department of Education and the Ohio Department of Education with funds provided under Section 353 of the Adult Education Act, P.L. 100-297 as amended. The opinions expressed herein do not necessarily reflect the position or policy of the United States Department of Education or the Ohio Department of Education, and no official endorsement by these offices should be inferred.

It is the policy of the Euclid Board of Education that there shall not be any discrimination on the basis of sex, race, color, religion, age, disability or national origin in employment or educational programs and activities. Inquiries concerning the application of Title VI, IX and Section 504 or ADA may be directed to the compliance officer.

Euclid, Ohio  
1994

## FOREWARD

The purpose of this project was to provide ESL teachers with a reproducible pronunciation manual. ABLE ESL teachers often do not have training in linguistics and foreign language instruction or, if they do understand the importance and mechanics of language instruction, they don't often have access to classroom sets of pronunciation books. We hope this project fills that void.

A secondary purpose of this project was to offer an opportunity to ESL teachers to share their talents and experience, collaborative learning at its best. The teachers applied and were chosen because of their expertise, experience and enthusiasm for the project. This is a manual written by ABLE/ESL teachers and for ABLE/ESL teachers. It is an attempt to simplify and de-mystify the complicated field of linguistics. We purposely avoided jargon and oversimplified where necessary. We may occasionally step on some linguistic toes, but in the process we hope we have produced something that is useful, simple and helpful.

With the possible exception of the day Marianna, my wonderful Brazilian student, who after weeks of trying finally heard the difference between "Tuesday" and "Thursday," nothing in my personal experience has brought me greater pleasure. It was a rare privilege to share and work with such a talented group of professionals.

We have included a survey in the manual so our collaborative efforts can extend to you, the user. Such field based research will be helpful in future projects. Please share your comments, experience and ideas.

G. W. G.

# TO THE TEACHER: Book Design

## Section I - An Overview of Language

Instead of technical terms and abstract theories, the principles are explained in commonly-used language. Definitions for these ideas are written so that additional resources should not be necessary to obtain a basic understanding of the term.

We chose to err on the side of simplicity when selecting terms for use in the manual. Our purpose was not to reinvent the wheel, but rather to give an overview of some of the practical pronunciation techniques we have found to be effective.

## Section II - Individual Sounds of English

Some sounds were combined, as they are so similar in pronunciation that a non-native speaker would not be able to discern the differences. Included for each sound are:

- common names (short a)
- the phonetic symbol
- common spellings of the sound
- an illustration of the mouth shape
- a key word that contains the sound

**Production** - Production describes the physical aspects of making the sound in non-technical terms. Sounds that are related, such as the voiced sound "d" and the voiceless sound "t," are compared when applicable.

**Words** - The words demonstrate the sound in the initial, final, and medial position, starting from the least difficult to the most difficult position to produce. Several spelling variations for the sound were included when possible.

**Contrasting pairs** - This section provides a comparison of the target sound with sounds that might easily be confused by the student, or that may be substituted in error. For example, the voiceless "th" sound in the initial position might be heard or reproduced by the student as possibly a "d," "t," or "z" sound. By comparing these sounds, the student may be able to distinguish the target sound from similar sounds.

**Phrases** - The sound is repeated in a set of ten phrases which are used in everyday English. The phrases were selected both for the repetition of the sound and for creating a basis for conversation. They are also rich vocabulary and idiom practice.

**Sentences** - This section extends the practice in context. Even if the sound is not difficult for all students, they will still benefit from the spelling review and vocabulary practice.



### **Section III - Linguistic Interference**

Linguistic interference is the grammatical and syntactic "baggage" that a non-native speaker carries along when he or she is attempting to learn a new language. For example, if a teacher who speaks no Vietnamese had a Vietnamese student enter the class, the teacher would be able to understand why the student has trouble with multi-syllable words in English, word order, etc.

There are also characteristic pronunciation difficulties that a non-native speaker will bring to the English class as part of this linguistic interference. If a Turkish student comes into class, more than likely that student will have difficulty pronouncing the "w" sound. With this knowledge, the teacher can better understand and guide the student to better pronunciation.

### **Section IV - Practice Sentences**

Language-specific exercises for each of the twenty targeted languages can be reproduced and given to the student for practice in both hearing and producing the sound. The sentences can be used quickly and easily so that the student has effective and individualized material to practice at home and in class. They can be referred to repeatedly as individual practice.

### **Section V - Pronunciation Activities**

These basic activities can be utilized in the course of a language class to reinforce pronunciation lessons. The activities may be short and simple, but they offer the English student an opportunity to repeat problem sounds in a safe, structured environment. It is hoped that these activities will also inspire teachers to incorporate pronunciation practice as a regular part of their classroom routine.

**PLEASE NOTE: FEEL FREE TO COPY ANY SECTION OF THIS BOOK.**

# TABLE OF CONTENTS

SECTION I . . . . . **An Overview of Language**

SECTION II . . . . . **Individual Sounds of English**

SECTION III . . . . . **Linguistic Interference**

SECTION IV . . . . . **Practice of Sentences**

SECTION V . . . . . **Pronunciation Activities and Bibliography**



# PRONUNCIATION

## Introduction

The purpose of this section of the book is to introduce key concepts and terms to ABLE/ESL teachers.

Teaching ESL is, first and foremost, foreign-language instruction. We are not English teachers, we are foreign-language teachers--a critical distinction. As English teachers we tend to focus on the structure of the language. As foreign-language teachers we focus on communication. In other words, if our students can't be understood when they speak, all the irregular verb practice and non-count noun discussions in the world won't help.

Many of us have a limited foreign-language background. This section is an overview of the study of language, what elements of language are important, and a list of key terms.

## Overview

Linguistics is the study of language as a system of communication. Phonetics is the study of sounds. Linguists agree on this much (usually). They don't, however, agree on much more (or so it seems). There is great disagreement over how languages are learned or how they should be taught. There is even disagreement over how many sounds exist in the English language and what symbols should be used to represent them. Teaching pronunciation is complicated by students' native languages, their age and their ability to learn a language. As with math, some students have more difficulty than others; even their personality can affect their outcome. (For example, an outgoing person may take more risks and speak with strangers more easily.) Finally, practice is critical. Too often, students are surrounded by their families and friends and don't have opportunities to practice English.

## BACK TO BASICS

There are many approaches to teaching pronunciation and speaking skills. The ultimate goal is to improve communication through suprasegmentals (a group which continues over more than one sound using stress, intonation, etc.). To be understood, the student must be able to use the music of the language as well as the sounds. In order to teach pronunciation and communication skills, some basic understanding of language and English is needed.

### Spelling and Pronunciation

English is not a phonetic language (i.e., one letter does not always represent a specific sound). Some languages are phonetic and this can confuse students. Don't assume your students understand this fact. By explaining that English is not phonetic, you can allay a lot of confusion. In other words, explain that words like dough, tough, thought and bough exist in English. The language is crazy; the students aren't.

However, also explain that there are patterns of spelling. In fact over 80% of our words fit into these patterns. For example, the sound "ow" is consistently spelled either ow (cow) or ou (as in house). **Phonics** (the relationship between letters and sounds) is very different from the linguistic term **phonetic**. So while students cannot look at a word and know automatically how to pronounce it, if they hear a sound they can learn the predictable ways to spell it.

### Vowels and Consonants

While consonants usually are consistent in sound, vowels are not. There are more vowel sounds than letters to represent them. (v = vowel, c = consonant)

Long vowels usually require two letters for the sound.

|              |    |              |      |
|--------------|----|--------------|------|
| <u>me</u> at | or | <u>me</u> et | mete |
| vv           |    | vv           | v cv |

Short vowels usually require only one letter.

|             |             |
|-------------|-------------|
| <u>me</u> t | <u>no</u> t |
| cvc         | cvc         |

Short vs. long vowels are the most difficult sounds for students to hear and reproduce. For example:

|     |     |      |
|-----|-----|------|
| hat | vs. | hate |
| mat | vs. | mate |
| not | vs. | note |

\*\* Spend time explaining the difference between long and short vowels. This helps their pronunciation and does wonders for their spelling. Explain in simple terms that a long vowel says the name of the letter (ex. eat). It usually takes two letters to make a long vowel sound. "The first (vowel) does the talking, the second does the walking" - i.e. the second vowel is silent. Short vowel sounds are usually spelled with only one letter. Short vowel sounds are hard for most students to hear and produce. They are the "ugly" sounds of English; the grunting sounds that sound so unfamiliar to many students.

### Sounds and Production

**Vowels** are sounds made with unrestricted flow (from teeth, lips etc.). All vowels are voiced (use vocal chords). There are front, middle and back vowels.

**Consonants** are sounds which are interrupted by teeth, lips, tongue or soft palate (top of the mouth). They may be voiced (use of vocal chords) or unvoiced (no use of vocal chords). They may stop (as in p , b , a , k , g , t) or they may continue, or flow (as in m , n , f , v etc.)

**Voiced vs. unvoiced** - "B" and "P" are produced in exactly the same way. The difference is that one is voiced and one is unvoiced. Have students place their hands on their Adam's apple (or over their ears) to feel the difference. Voiced sounds use vocal chords, unvoiced do not.

**Nasals** (m, n, ng) - Some sounds are made with air pressing through the nose, not the mouth. (Have students hold their noses shut to hear the differences.)

Use the descriptions of productions of sounds in Section II to help students use the right parts of their mouth to produce a sound. **Aural skills** (learning to hear a sound) and **oral skills** (learning to produce a sound) are an essential and significant, but small part, of communication.

Technical terms such as fricatives, glides and the precise pictures are available in any good pronunciation manual. Some teachers find them useful; many do not. A bibliography is attached if more information is needed.

### Production in Context

**Phonology** (the study of sound patterns) is the next step in pronunciation. Sounds are sometimes pronounced differently according to their position in a word or sentence. Students should be aware of these patterns. The "t" in toe is pronounced differently from the "t" in little.

**Aspiration** is the burst of air from some sounds ( p, t, k). However, when (for example) an "s" comes before a "p," the air stops and the sound is not aspirated. Try these words:

|      |       |
|------|-------|
| pot  | spot  |
| to   | stew  |
| pier | spear |

Some sounds are aspirated more in other languages and students may need to practice this.

**Flapping** - when a "t" sound is placed between an accented and unaccented vowel, it often becomes a "d" sound. Examples are :

|                        |                     |
|------------------------|---------------------|
| butter ("budder")      | putting ("pudding") |
| patio ("padio")        |                     |
| got to go ("godda go") |                     |

**R-Coloring** - The consonant R following a vowel can affect the pronunciation of that vowel. The vowel sound becomes obscured and is changed by the "r" influence. Examples are:

ear  
beer  
bear

**Digraphs** are two or more letters that join together to make a new sound.

Digraphs include:

|    |        |
|----|--------|
| ch | choice |
| ng | ring   |
| sh | shoe   |
| th | thing  |
| th | this   |

These may be new sounds for students and may require extra practice.

**Consonant Clusters** (blends) are common letter combinations such as spr, st, spl (initial) or nk, lk, nd (final). For a variety of reasons, these can cause great difficulty for students. Students may add a vowel ("street" becomes "estreet" to a native Spanish speaker) or they may delete a consonant ("green" becomes "geen" or "fast" becomes "fat"). These are language-specific problems.

**Stress** (more commonly known as accent) occurs in syllables, words and sentences. Each is important for pronunciation.

- Stressed vowels are longer and louder in English. (In many languages they are only louder.)
- Almost all unstressed vowels become the same reduced vowel sound.
- **[schwa (uh)]**. This causes a great deal of trouble for students, as many languages do not have reduced (or neutral) vowels. The unaccented vowel (whether it's a, e, i, o or u) becomes an "uh" (reduced) sound in contextual spoken English. In other words, the word turnip when pronounced alone may be "turn-ip," but in a sentence or phrase becomes "turn-up" as in "The turnip is large."

Some examples are:

|         |             |        |            |
|---------|-------------|--------|------------|
| appeal  | (uh-peal)   | second | (sec-uhnd) |
| college | (coll-uhge) | tulip  | (tul-uhp)  |

- syllable - stress on two syllable words is generally:  
noun - first syllable  
verb - second syllable

## English as a Stress-Timed Language

English is a stress-timed language, in which we stress content words not syllables. Many other languages such as French are syllable-timed in which speech forms a regular rhythms according to syllables. Content words include:

|            |                |
|------------|----------------|
| nouns      | adjectives     |
| main verbs | interrogatives |
| adverbs    | interrogatives |

Function words which are not usually stressed include:

- articles
- auxiliaries
- pronouns
- prepositions
- conjunctions

This difference in stress pattern is very important. Speakers of Hindi, for example, may be very difficult to understand more because of the differences in their stress pattern than their "accent."

**Intonation** is the music of the language, or the rise and fall of the pitch. Generally in English, pitch falls at the end of a sentence and rises at the end of a question. Example:

I'm going home.  
Am I going home?

**Linking** is the connecting of words or word groups together. Classic examples include:

wanna (want to)  
gonna (going to)

Often in English we connect the last sound of a word to the beginning sound of the next word. So in this sentence, "The boy walks fast" becomes "The boy walk-sfast." We don't carefully pronounce every word or syllable in English. This makes it difficult for students to understand us and to reproduce our pronunciation patterns. Teaching some of the common production "tips" such as linking (wanna, whaddya etc.) can make a significant difference in students' ability to understand and be understood. Besides, they love practicing them. Whaddya Say? by Weinstein is a good source.



## Other Linguistic Terms

**Syntax** is word order. The usual pattern in English is:

Noun    Verb    Object

This is not necessarily true of all languages. Understanding the basic English word patterns helps all facets of students language skills (i.e. reading writing, speaking, and listening).

In a **declined language** the form (and spelling) of the word changes as its grammatical function changes. For example, in Russian the word book as a subject is **kniga**, but book as a direct object is **knigu**. Students need to know English is not a declined (inflected) language.

**Phoneme** means sound.

**Grapheme** means letter.

**Morpheme** means word.

One of the difficulties in linguistics is that while it is a science, it is also an art. Language is fluid and constantly changing and technical terms become overused and confused with laymen's terms. Accent, for example, has taken on many meanings other than stress; phonics and phonetics are often interchanged and then there is the poetry of a language. How do you "explain" the beauty of Shakespeare or the genius of Dr. Seuss?

This section presents the science of the language. However, also keep in mind in that you are teaching the art of language. Help your students understand that a language is more than a collection of words. Help them understand the art as well as the science.

## PRONUNCIATION TIPS

English has roughly 44 sounds (depending on their classification). All languages combined have roughly 100 sounds. Children through the age of about adolescence maintain the ability to natively produce most sounds. Among all the other things that go haywire at puberty, the ability to distinguish non-native sounds diminishes. **If you can't distinguish a sound, you can't duplicate it.** Here are some basic tips

- Step #1      Teach your students to hear the sounds of English (Section II). Students must hear the sounds before they can repeat them. Although some of the sounds exist in their language, some do not.
- Step #2      Teach your students to produce the sound. Physically explain how the sound is made (put your teeth on your bottom lip, etc.). Use a mirror, exaggerate, compare and contrast. The production of each sound is explained in Section III. Practice the sound in all three positions (initial is easiest, medial the most difficult specific to learn).
- Step #3      Identify difficult sounds for the student. Read through Section III on linguistic interference. Identify which sounds a Japanese student, for example, has trouble producing and explain those problem areas to the student. Highlight them, exaggerate them, make the student aware of them.
- Step #4      Practice, Practice, Practice  
Once a student can physically hear and produce the sound, have him/her practice in context. Language, after all, does not come in isolated sounds. Use section IV (Language-specific sentences) over and over again. Tape-record the students if possible so they can hear themselves improving. Tape-record yourself so they can model stress and intonation. It's important, though, that students develop a sensitivity and awareness to the sounds and patterns they need to correct.

Step #5      Make pronunciation practice an integral part of your class. Section V of the book offers a variety of ways to practice pronunciation. Make a conscious effort in each class to devote time to the practice of pronunciation.

### **Elements of Pronunciation**

Age, language ability and desire will affect the students' progress. Few adults will completely reduce their accents. **(The goal should not be to eliminate the accent, but to help the student be more easily understood.)** Concentrate on the sounds and/or patterns of speech which interfere with them being understood.

More importantly, get your students to speak. Encourage discussion in your class where they feel "safe" making mistakes. Give them speaking assignments. Gently correct them in the course of discussion. Give them topics for discussion (next Tuesday we'll talk about favorite foods) so they can prepare and learn the vocabulary.

**(Be aware of ESL teachers' greatest hazard - Don't talk too much.)**

### **A Final Note . . .**

Humor is one of the highest levels of language, one of our most basic needs and one of the most neglected areas of study. Do what you can to integrate humor into your classroom. Tell jokes. Teach your students how to tell a joke. Share funny stories. Laugh out loud and encourage your students to do so. Humor can bridge a lot of oceans and make us all feel more comfortable and more easily understood.

### **A Very Final Note . . .**

May my oversimplifications and/or deletions not disturb the eternal rest of my late, great linguistics professor, Dr. Bob Phillips.

. . . And may the "schwa" be with you.

## Introduction

In English, the 26 letters of our alphabet can create between 40 and 44 basic phonemes (sounds). English is not a phonetic language (one sound is represented by one symbol), unlike Russian or Spanish which follow the alphabetic principle quite closely. In English, **spelling is not pronunciation**. More words in English are not spelled phonetically than words that are.

Knowing some of the spelling/phonetic inconsistencies can help students understand why they are having trouble in spelling or pronunciation. For example:

- A sound can be represented by more than one spelling, and the / f / sound in *fan*, *photograph*, and *rough*.
- The same letter can represent several different sounds as the / o / in *women*, *cone*, *got*, *love*, and *cork*.
- Two letters may be combined to represent one sound, as in *watch*.
- "Silent" letters represent no sound at all, as in *bake*. The "silent" letters may also influence the sound of other letters, as the long a sound in *bake*.

Moreover, because English has borrowed so many of its words from other languages, a systematic method of spelling and pronunciation cannot be applied. There is also the problem of regional dialects, which introduce additional discrepancies between spelling and sound.


Section II is designed to be used as a workbook of speech drills for use by students of all levels. Each page begins with a key word that represents a "target" sound in English. Common spellings are also listed for each target sound. Examples of the sound in different positions follow. The section on contrasting pairs is set up to develop the students' ability to discriminate the difference between the target sound and similar sounds. In this way we begin to introduce the idea that sounds are not made in isolation but are part of a specific context. The phrases and complete sentences demonstrate how the sounds are used in common speech as well as giving students practice in sound production.

Teachers are encouraged to add their own words, phrases, and sentences to the list. By no means is the material assembled here comprehensive. We hope we have provided a firm base for additional exercises and practice.



| Common Spellings |       |
|------------------|-------|
| a                | man   |
| au               | laugh |

Short  
A



### Production of Short A :

The tongue is relaxed, flat, and low behind the lower teeth. The bottom jaw drops and the sound is voiced (low position).

### Words:

#### (INITIAL)

as  
add  
attic  
answer

#### (MEDIAL)

fat  
dad  
hat  
sad

### Contrasting Pairs:

at/eat  
at/ate  
and/end

mat/met  
pan/pen  
mass/mess

map/mop  
cat/cot  
hat/hate

### Phrases:

cat in the hat  
land on sand  
magic hat  
hand in hand  
fat cat

answer the question  
ants in your pants  
Spanish class  
adjectives and adverbs  
ham sandwich


### Sentences:

Fat Pat sat on the mat.  
Ann and Max had candy.  
Andy was sad because Cathy was mad.



| Common Spellings |       |
|------------------|-------|
| e                | egg   |
| a                | any   |
| ue               | guess |
| ai               | said  |
| ea               | head  |

Short  
E



### Production of Short E:

The relaxed tongue is in the middle of the mouth. The jaw and face are also relaxed. Open the mouth and drop the lower jaw slightly making a voiced sound (mid position).

### Words:

(INITIAL)

any  
enter  
energy  
Emily

(MEDIAL)

set  
men  
Wednesday  
pet

### Contrasting Pairs:

end/and  
ex/ax  
Ed/add

bet/bat  
set/sat  
men/man

pet/pit  
wet/wit  
ten/tin

### Phrases:

set the table  
no energy left  
men's room  
guess again  
ready, set, go

best friend  
bet your life  
dead-end  
Federal Express  
get ahead


### Sentences:

Emily entered the contest Wednesday.  
Ed likes eggs every day.  
November eleventh is Ellen's anniversary.



| Common Spellings |        |
|------------------|--------|
| i                | sit    |
| hy               | rhythm |
| y                | cyst   |

Short  
I



### Production of Short I:

Raise the tongue high and to the front of the relaxed mouth. Open the mouth only slightly. Make a voiced sound (high position).

### Words:

#### (INITIAL)

it  
if  
is  
interest

#### (MEDIAL)

sit  
give  
quick  
his

### Contrasting Pairs:

it/at  
it/eat  
is/ease

sick/seek  
pick/peek  
fill/feel

sit/set  
hid/had  
hit/hot

### Phrases:

bit my lip  
knit mittens  
pet the kitten  
ship-shape  
inner belt

skinny dip  
hit-skip  
flip my lid  
British English  
in the city

### Sentences:


Is it difficult?  
Bill lives in the middle of the city.  
Phil will sit still and take his pill.





| Common Spellings |        |
|------------------|--------|
| o                | hot    |
| a                | want   |
| a (r)            | garden |

Short  
O



### Production of Short O:

The tongue is relaxed in a wide open mouth with the jaw dropped. The tongue is resting on the bottom of the mouth. The sound is voiced.

### Words:

#### (INITIAL)

art  
odd  
October  
occupation

#### (FINAL)

ma  
pa  
spa  
ha ha

#### (MEDIAL)

hot  
cop  
watt  
father

### Contrasting Pairs:

on/an  
are/ore  
rot/rat

pot/pat  
pot/putt  
lock/luck

bomb/bum  
hot/hut  
tot/taught

### Phrases:

hop scotch  
hot shot  
drop the mop  
odd jobs  
crop-top

fox trot  
stop and shop  
hot spot  
50 watt bulb  
ma and pa


### Sentences:

Usually **O**ctober is not hot.  
"Artists **a**re an odd lot," said Arthur.  
Bob and his father **sh**op at the garden center.



| Common Spellings |         |
|------------------|---------|
| u                | up      |
| ou               | trouble |

Short  
U



### Production of Short U:

The mouth is opened slightly and the tongue is relaxed. The sound is voiced.

(INITIAL)

us  
ugly  
other  
umbrella

(MEDIAL)

cut  
ton  
stuck  
mother

### Contrasting Pairs:

putt/pot  
cut/cot  
cup/cap

bug/bag  
luck/lock  
tug/tag

buck/book  
cuff/cough  
cut/caught

### Phrases:

under the sun  
ugly duckling  
undone  
enough is enough  
some fun

mud puddle  
a month ago  
funny bunny  
cut the cake  
honey bun

### Sentences:

The **u**gly mutt jumped into the **u**d puddle.  
**u**nny buns cost too much money.  
**u**g is as **u**nug as a **u**g in a **u**g.



| Common Spellings |       |
|------------------|-------|
| a - e            | take  |
| ai               | daily |
| ay               | may   |
| ey               | hey   |
| ea               | break |

Long  
A



### Production of Long A:

The tongue is tense and in a middle position with the lips slightly parted in a tiny smile. The tongue tip touches the front bottom teeth.

### Words:

(INITIAL)

ate  
age  
ape  
eighteen

(FINAL)

say  
pay  
may  
holiday

(MEDIAL)

date  
paper  
break  
main

### Contrasting Pairs:

age/edge  
late/let  
pain/pen

bait/bat  
mate/mat  
wait/wet

ace/ice  
pain/pin  
raid/red

### Phrases:

pay day  
baby face  
main gate  
take a break  
bake a cake

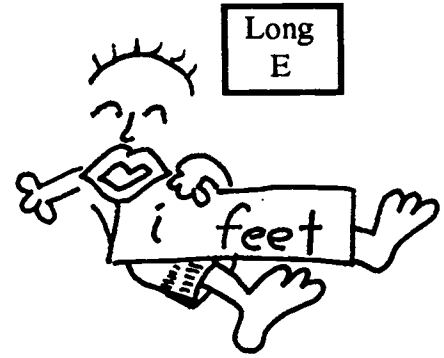
shake and bake  
make my day  
stay away  
wide awake  
potato pancakes

### Sentences:

Jane placed her daisies in the gray vase.  
Nate played with Jay all day.  
Katie ate cake from a paper plate.



| Common Spellings |        |
|------------------|--------|
| e - e            | Pete   |
| ei               | either |
| ea               | each   |
| ee               | seen   |
| y                | Mary   |



### Production of Long E:

The tongue is high leaving only a tiny space with the mouth almost shut. The teeth are close together with a tense chin and mouth. The lips form a smile and the sound is voiced.

### Words:

#### (INITIAL)

eat  
equal  
east  
even

#### (FINAL)

flea  
agree  
cookie  
baby

#### (MEDIAL)

feet  
meal  
week  
peel

### Contrasting Pairs:

eel/ill  
sheep/ship  
meat/mitt

weak/wick  
feel/file  
seat/sit

beat/built  
feel/fell  
meal/Mel


### Phrases:

tea and cookies  
peach tree  
be a sweetie  
agree with me  
three times a week


keep the peace  
please be neat  
green beans  
lean on me  
breathe deep

### Sentences:

Jeannie and Mandy teach reading to people.  
"Bees can be mean and sting," said Steve.  
Sleet falls every week of January.



| Common Spellings |        |
|------------------|--------|
| ei               | height |
| i - e            | mile   |
| uy               | guy    |
| y                | fly    |



### Production of Long I:

The tongue is low in the mouth, then lightly touches the bottom front teeth with the tip. Lower the jaw and open lips wide. Raise jaw and make a voiced sound.

### Words:

(INITIAL)

I  
eye  
iris  
island

(FINAL)

tie  
sky  
shy  
reply

(MEDIAL)

diet  
file  
height  
invite

### Contrasting Pairs:

I'll/oil  
tie/toil  
tie/tea

height/heat  
might/meet  
time/team

bite/bit  
sight/sit  
fight/fit

### Phrases:

pie in the sky  
sty in my eye  
high and dry  
might makes right  
don't fight

I cried and cried  
I'm shy  
fly by night  
bye-bye  
Friday, July 9th

### Sentences:

I'm five foot nine.  
I invited Iris for pie and ice cream.  
The fire was inviting on a cold night.



| Common Spellings |       |
|------------------|-------|
| o                | no    |
| o - e            | vote  |
| oa               | boat  |
| oe               | toe   |
| ow               | row   |
| ew               | sew   |
| ough             | dough |

Long  
O



**Production of Long O:**

Round lips and place tongue low in the mouth. Raise the tongue toward the roof of the mouth. Make a voiced "oh" sound.

**Words:**

(INITIAL)

old  
own  
ocean  
over

(FINAL)

show  
mow  
dough  
sew

(MEDIAL)

cold  
hold  
foam  
hope

**Contrasting Pairs:**

row/raw  
so/saw  
phone/fawn

low/law  
sewn/sun  
bone/bun

tone/ton  
show/shoe  
blow/blue

**Phrases:**

overcoat  
overdue books  
oh, no!  
know the ropes  
hold the phone

row your boat  
mow the lawn  
go slow  
roller coaster  
blow your nose

**Sentences:**

Tomorrow Joan will go to the ocean.  
Joe wrote home for dough.  
Does Flo know the way home?



| Common Spellings |         |
|------------------|---------|
| u                | uniform |
| u - e            | cute    |
| oo               | boot    |
| ew               | few     |
| ui               | fruit   |
| oe               | shoe    |

Long  
U



### Production of Long U:

Lips are rounded with tongue midway in the mouth. Make a long voiced sound.

### Words:

#### (INITIAL)

unit  
United States  
uniform  
use

#### (FINAL)

due  
true  
blue  
through

#### (MEDIAL)

cool  
group  
boot  
recruit

### Contrasting Pairs:

cool/coal  
tool/toll  
boot/boat

flute/float  
crew/crow  
boot/but

Luke/luck  
soon/son  
shoe/should

### Phrases:

blue moon  
overdue  
true blue  
duty first  
bluegrass music

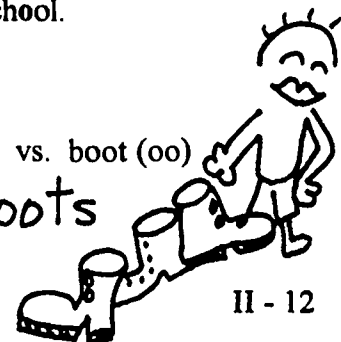
new recruits  
new shoes  
boot camp  
threw the ball  
cool school

### Sentences:

Ruth wanted new blue shoes for school.  
Luke and Sue had a cool drink.  
The bluebird flew due south.

\* oo is sometimes classified separately from long u. cute (yoo) vs. boot (oo)


u boots



II - 12



| Common Spellings |        |
|------------------|--------|
| oo               | book   |
| ou               | should |
| u                | sugar  |



### Production of OO:

Lips are pushed out and slightly rounded. The tongue is midway. A short voiced sound is made.

### Words:

(MEDIAL)

book  
woman  
could  
crook

### Contrasting Pairs:

could/coal  
could/cool  
should/shoot

took/tool  
full/fool  
should/show

cook/kook  
foot/food  
soot/suit

### Phrases:

push a cart  
took a look  
push and pull  
look out  
good looking

cookbook  
shook up  
took my book  
catch the crook  
wool coat


### Sentences:

She shook her right foot.  
You should use a cookbook.  
The woman took a good look at the crook.





| Common Spellings |     |
|------------------|-----|
| ow               | how |
| ou               | our |



**Production of OW:**

The tongue is low and against the bottom teeth. The mouth is wide open, then closed, making a puckered shape. A voiced sound is made.

**Words:**

**(INITIAL)**

out  
owl  
hour  
ouch

**(FINAL)**

cow  
now  
how  
allow

**(MEDIAL)**

pout  
house  
towel  
announce

**Contrasting Pairs:**

out/oat  
how/hoe  
now/no

our/or  
down/done  
pout/putt

mouth/moth  
bough/bought  
town/ton


**Phrases:**

our cow  
hour by hour  
no parking allowed  
shower announcement  
foul ball

out and about  
townhouse  
downtown  
clown around  
ground round

**Sentences:**

I found flowers out on the ground.  
A shout is a loud sound.  
How did the brown mouse get into the house?



| Common Spellings |     |
|------------------|-----|
| oi               | oil |
| oy               | toy |



### Production of OI:

Start with *aw* where the tongue is low and tense, the lips tight, and the jaw dropped. Slide into *e* by moving the tongue high and tensing the tongue and cheek muscles. The mouth pulls into a smile.

### Words:

#### (INITIAL)

oil  
oyster  
ointment  
oink

#### (FINAL)

toy  
boy  
joy  
Roy

#### (MEDIAL)

boil  
point  
voice  
appointment

### Contrasting Pairs:

boy/blow  
choice/chess  
royal/roll

voice/vow  
joy/jaw  
oil/earl

toil/toll  
foil/foul  
coil/call

### Phrases:

toys bring joy  
boiling point  
rubbing ointment  
joyful noise  
point it out

foiled again  
boys will be boys  
royal treatment  
good choice  
Detroit River

### Sentences:


The toys brought joy to the boys.  
Bring oil only to the boiling point.  
After cooking oysters, wrap them in foil.



| Common Spellings        |        |
|-------------------------|--------|
| ir                      | fir    |
| er                      | mother |
| ur                      | urban  |
| or                      | harbor |
| ear                     | learn  |
| R - controlled vowels * |        |

ER

o curtain



### Production of ER Stressed & Unstressed:

Cheek muscles are tightened and make a voiced "err" sound from the throat.

### Words:

(INITIAL)

urban  
earth  
early  
urge

(FINAL)

doctor  
harbor  
father  
sister

(MEDIAL)

injured  
curtain  
work  
surgery

### Contrasting Pairs:

stir/stay  
work/weak  
first/fist

burn/barn  
word/wired  
bird/beard

turn/toil  
further/father  
her/hair

### Phrases:

mother and father  
pull the curtain  
fur collar  
help your mother  
sister and brother

higher and higher  
professional photographer  
November thirtieth  
early bird  
first birthday

### Sentences:

Honor your father and mother.  
Lower the curtain during the night.  
Kurt's injured leg still hurts.

\* Depending on the source, this is considered between one and five sounds. We have chosen to combine them.



| Common Spellings |        |
|------------------|--------|
| au               | taught |
| ou               | cough  |
| aw               | saw    |
| o                | song   |
| al               | all    |

AW



**Production of AW:**

The tongue is tense and low away from the teeth. The lips are tense. The bottom jaw drops as you make a voiced sound.

**Words:**

**(INITIAL)**

August  
awful  
autumn  
automatic

**(FINAL)**

paw  
law  
draw  
saw

**(MEDIAL)**

call  
bought  
wrong  
thought

**Contrasting Pairs:**

call/cole  
hall/hole  
law/low

saw/sew  
taught/tot  
caught/cot

paw/pow  
gnaw/now  
awed/odd

**Phrases:**

awful fall  
lost cause  
tall order  
daughter-in-law  
call for help


bought a lot  
long fall  
Santa Claus  
wrong number  
automatic withdrawal

**Sentences:**

Paul took a long walk through the mall.  
Auggie cut the lawn twice in August.  
He thought Dawn was an awful cook.



| Common Spellings |          |
|------------------|----------|
| a                | ago      |
| e                | open     |
| i                | medicine |
| o                | opinion  |
| u                | upon     |



**Note:**

Vowels occurring in unstressed syllables often become the neutral vowel sound "uh". This causes a great deal of confusion for students. In their native languages vowels do not often change like this. By carefully pronouncing each vowel, they change both the rhythm and the sound, becoming even less understandable. According to Dixson, students will be much better understood if the accented syllable is stressed strongly and all remaining vowels are obscured.

**Production of Schwa (uh):**

The lips are relaxed and open slightly, and the tongue is in mid-position. The sound is voiced.

**Words:**

**(INITIAL)**

alone  
another  
above  
occur

**(FINAL)**

sofa  
China  
drama  
zebra

**(MEDIAL)**

spaghetti  
demon  
moment  
popular

**Phrases:**

|                           |                   |
|---------------------------|-------------------|
| golden opportunity        | fattening dessert |
| together again            | porcelain china   |
| professional photographer | telephone number  |
| Christmas ornament        | what's happening  |


**Sentences:**

Sudden noises often frighten my dog.  
Kevin slept on the second sofa.  
The other set of plates is fine china.



| Common Spellings |        |
|------------------|--------|
| b                | baby   |
| bb               | rubber |

B



**Production of B:**

Both lips are closed; the air is stopped at the lips, then the lips open. There should not be any puff of air. This will give a voiced sound. P is identical but voiceless.

**Words:**

**(INITIAL)**

beat  
bit  
bet  
but

**(FINAL)**

job  
robe  
cab  
cub

**(MEDIAL)**

subject  
member  
maybe  
absent

**Contrasting Pairs:**

base/pace  
bath/path  
beach/peach

lab/lap  
cob/cop  
pub/pup

swab/swap  
big/pig  
amble/ample

**Phrases:**

by the bay  
baby baboon  
remember Bill  
probably so  
big boy


both of us  
bread and butter  
boring job  
rubber band  
burn your bridges

**Sentences:**

**Bob** will probably become a **Boy Scout**.  
**Barbara** buys fresh **bread and butter** from the **baker**.  
**Betty's baby boy** has **blond hair** and **blue eyes**.



| Common Spellings |        |
|------------------|--------|
| ch               | chin   |
| tch              | match  |
| tu               | future |



### Production of CH:

This sound is a combination of the t and the sh sounds. The front of the tongue is raised firmly to the gum ridge for the t sound. Lips protrude while the airstream is restricted there, the sh is added before releasing the ch sound. This gives a voiceless sound.

### Words:

#### (INITIAL)

chair  
chance  
change  
child

#### (FINAL)

each  
rich  
catch  
watch

#### (MEDIAL)

picture  
kitchen  
century  
nature

### Contrasting Pairs:

cheap/jeep  
churn/turn  
chin/tin

hunch/hunt  
arch/art  
etch/edge

choke/joke  
batches/badges  
cheat/sheet

### Phrases:

fat chance  
loose change  
made for each other  
rich and famous  
watch out

turn of the century  
chunk of cheese  
pitcher and catcher  
cheapskate  
catch forty winks

### Sentences:

A child can **choke** on a **chunk** of **cheese**.  
**Chuck** paid for the **church** picture by **check**.  
 Choose the **chicken** sandwich for lunch.



| Common Spellings |        |
|------------------|--------|
| d                | did    |
| dd               | ladder |

D



d drum

**Production of D:**

The tip of the tongue is placed behind the upper front teeth on the front end of the gum ridge. The air is stopped briefly at the gum ridge and then released pushing the tongue away, which gives a voiced sound. T is identical but voiceless.

**Words:**

(INITIAL)

day  
deep  
does  
decide

(FINAL)

bed  
road  
wood  
need

(MEDIAL)

leader  
president  
window  
modern

**Contrasting Pairs:**

dad/bad  
date/bait  
dark/bark

pedal/pebble  
bride/bright  
nod/not

drain/train  
ladle/label  
bad/bat

**Phrases:**

big deal  
down in the dumps  
past due  
don't know  
daily dose

third degree  
laid an egg  
divide the donuts  
good condition  
under the weather

**Sentences:**

My **wedding dress** is old.  
I heard a **bird** sing under my **window** today.  
The old lady **decided** to **do** the **laundry**.





| Common Spellings |           |
|------------------|-----------|
| f                | fan       |
| ff               | offer     |
| gh               | laugh     |
| ph               | telephone |

F



### Production of F:

Hold the upper front teeth lightly against the bottom lip, and push air out. F is voiceless. V is identical but voiced.

### Words:

(INITIAL)

fear  
fall  
far  
forget

(FINAL)

giraffe  
cough  
off  
half

(MEDIAL)

after  
coffee  
laughter  
careful

### Contrasting Pairs:

face/vase  
fuse/views  
fail/veil

safe/save  
life/live  
leaf/leave

hɜːf/have  
belief/believe  
fat/pat

### Phrases:

fame and fortune  
fifty-five feet  
fat chance  
funny feeling  
forget it


flow freely  
fair-weather friends  
fresh coffee  
first place  
photo finish

### Sentences:

Fred coughed and sniffed.  
Frank fell off the front steps into the flower bed.  
Professor Franklin photographed the firefly.



| Common Spellings                  |     |
|-----------------------------------|-----|
| g                                 | go  |
| gg                                | egg |
| Hard g<br>(g followed by o, a, u) |     |



### Production of G:

The tongue is raised in order to touch the back of the mouth. Air is released quickly, breaking the contact, which produces a voiced sound. K is identical but voiceless.

### Words:

#### (INITIAL)

got  
gave  
guide  
give

#### (FINAL)

big  
egg  
dog  
bug

#### (MEDIAL)

sugar  
alligator  
muggy  
igloo

### Contrasting Pairs:

good/could  
goat/coat  
guard/card

bag/back  
dug/duck  
peg/peck

grain/crane  
glue/clue  
grow/crow

### Phrases:

guessing game  
go get it  
good as gold  
give a gift  
ground hog


figure it out  
green grass  
get along  
great suggestion  
go golfing

### Sentences:

The green grass grows in August.  
Greg guides the group by the golden gate.  
The girl forgot to get sugar and eggs for her grandmother.



| Common Spellings |     |
|------------------|-----|
| h                | hat |
| wh               | who |



### Production of H:

Open the mouth and push out a puff of air without vibrating the vocal cords.

### Words:

#### (INITIAL)

had  
head  
him  
home

#### (MEDIAL)

behind  
ahead  
doghouse  
inhale

### Contrasting Pairs:

him/whim  
hail/whale  
heel/wheel

hid/kid  
horse/course  
hill/ill

head/fed  
her/fur  
hat/at

### Phrases:

ahead of her  
happy birthday  
hurry home  
ho-ho-ho  
head over heels in love


high hopes  
have a heart  
how are you  
in the doghouse  
over the hill

### Sentences:

Heather is hopelessly head over heels in love.  
Harry has a head of healthy hair.  
Have a happy holiday.



| Common Spellings                |         |
|---------------------------------|---------|
| j                               | joy     |
| dge                             | bridge  |
| di                              | soldier |
| gg                              | suggest |
| <u>soft "g"</u> (after g, i, y) |         |
| gi                              | region  |
| ge                              | gem     |
| gy                              | gym     |



**Production of J:**

The tip of the tongue touches behind the ridge behind the upper teeth. Lips are pushed out. The sound is voiced.

**Words:**

**(INITIAL)**

general  
joy  
job  
giant

**(FINAL)**

age  
bridge  
edge  
judge

**(MEDIAL)**

major  
magic  
subject  
danger

**Contrasting Pairs:**

badge/bash  
jell/yell  
jest/zest

jet/yet  
jay/yeah  
edge/etch

juice/use  
gin/chin  
jeep/cheap

**Phrases:**

legal age  
general rule  
jump for joy  
orange juice  
judge and jury

judge for yourself  
dangerous journey  
job hunting  
college subject  
genuine gentleman

**Sentences:**


George enjoys jokes.  
The general and his soldiers jumped off the bridge.  
Julie's jewelry is just gorgeous.



| Common Spellings |         |
|------------------|---------|
| c                | cat     |
| k                | kid     |
| cc               | account |
| ch               | chaos   |
| ck               | pick    |



K



**Production of K:**

Raise the back of the tongue to touch the soft part at the back of the roof of the mouth. The air is stopped there, then released quickly. K is voiceless. G is identical but voiced.

**Words:**

(INITIAL)

king  
coat  
call  
can

(FINAL)

sick  
music  
neck  
book

(MEDIAL)

quickly  
mechanic  
doctor  
discover

**Contrasting Pairs:**

call/gall  
curl/girl  
cold/gold

back/bag  
bicker/bigger  
tucking/tugging

clean/glean  
crow/grow  
frock/frog

**Phrases:**

of course  
call me  
crystal clear  
well known fact  
coffee cake


practice makes perfect  
cash a check  
squeaky clean  
Christmas card  
cook book

**Sentences:**

Carrying coal is back-breaking work.  
The kitchen cook quickly cut a piece of chicken.  
Cathy carries both cash and credit cards.



| Common Spellings |         |
|------------------|---------|
| l                | low     |
| ll               | filling |



### Production of L:

Before vowels, place the tip of the tongue on the upper gum ridge, just behind the teeth. The middle of the tongue is high. After vowels, the back of the tongue is high as the tip of the tongue touches the teeth. L is a voiced sound.

### Words:

#### (INITIAL)

let  
law  
leave  
last

#### (FINAL)

ill  
all  
tell  
full

#### (MEDIAL)

college  
almost  
realize  
silver

### Contrasting Pairs:

lock/rock  
let/wet  
line/wine

lay/ray  
light/right  
rolling/roaring

glass/grass  
collect/correct  
late/rate

### Phrases:

leave me alone  
silver lining  
wall to wall  
lots of luck  
rolling in dough


last leg  
truly wonderful  
beautiful smile  
whole wide world  
live and let live

### Sentences:

"Lilies of the Field" is a classic film.  
Michelle has the most beautiful smile in the world.  
Laws don't allow pets loose in public places.



| Common Spellings |        |
|------------------|--------|
| m                | me     |
| mb*              | comb   |
| mm               | comma  |
| mn*              | Autumn |



### Production of M:

Place lips together. The air flows into the nasal cavity and thus produces a voiced humming sound.

### Words:

#### (INITIAL)

met  
miss  
man  
must

#### (FINAL)

some  
came  
him  
them

#### (MEDIAL)

lemon  
damage  
almost  
example

### Contrasting Pairs:

men/when  
met/wet  
mall/ball

might/bite  
mat/bat  
more/bore

remind/rewind  
make/wake  
them/then

### Phrases:

wait a minute  
in the middle  
most of all  
make a mess  
second attempt

M & M's  
keep it simple  
met my match  
sometimes I wonder  
bad example

### Sentences:

**M**ary comes home on **M**onday **m**ornings.  
**M**ike and **M**ark **m**ade their camp near the **m**ountain.  
**M**y **m**other **m**akes delicious **m**eat balls and **l**emon **m**eringue pie.

\* common silent letters



| Common Spellings |           |
|------------------|-----------|
| n                | no        |
| nn               | banner    |
| gn*              | sign      |
| kn               | knot      |
| pn*              | pneumonia |



### Production of N:

The tip of the tongue is raised to the upper gum ridge; the air is pushed into the nasal cavity, sending out a voiced sound through the nose.

### Words:

#### (INITIAL)

name  
know  
new  
none

#### (FINAL)

in  
ten  
sun  
common

#### (MEDIAL)

corner  
evening  
danger  
banana

### Contrasting Pairs:

no/low  
knit/lit  
nice/mice

not/dot  
near/dear  
mine/mile

dine/dime  
snack/slack  
snow/slow

### Phrases:

native country  
well-known  
wrong number  
around the corner  
count on me

do not enter  
on the phone  
turn around  
not now  
once in a while

### Sentences:

No news is good news.  
Nick never wears new neckties.  
Ned enjoys his New England chowder without any onions.

\* common silent letters





| Common Spellings |      |
|------------------|------|
| ng               | sing |
| nk*              | ink  |

NG



**Production of NG:**

The back of the tongue moves toward the back part of the roof of the mouth and touches it firmly, which forces the air to flow into the nasal cavity. This results in a voiced sound.

**Words:**

(INITIAL)

(FINAL)

(MEDIAL)

king  
long  
among  
coming

jungle  
linger  
angry  
tango

**Contrasting Pairs:**

hung/hum  
bang/bag  
clang/clam

rung/rug  
hang/ham  
bang/bank

lung/luck  
hang/hand  
ring/rig

**Phrases:**

bring it along  
among old friends  
hang up  
everything looks great  
think Spring

single file  
king of the hill  
long ago  
jungle gym  
young and strong

**Sentences:**

The English language makes me angry.  
The king has a single ring on his finger.  
The singer sang songs of Spring.

\* nk is often added as a variation of this sound.



| Common Spellings |        |
|------------------|--------|
| p                | port   |
| pp               | supper |



### Production of P:

Both lips are closed, the air is stopped at the lips, then the lips open. There should be a puff of air that comes out. The sound is voiceless. B is identical but voiced.

### Words:

#### (INITIAL)

paid  
pick  
part  
pass

#### (FINAL)

shape  
lip  
top  
hope

#### (MEDIAL)

upper  
apple  
napkin  
deposit

### Contrasting Pairs:

pale/bale  
pat/bat  
pit/bit

tap/tab  
rope/robe  
cap/cab

rapid/rabid  
staple/stable  
simple/symbol

### Phrases:

peace and prosperity  
pay the price  
pick up the pace  
pass the peas  
piece of paper

step up  
except me  
purple plum  
button your lip  
powder puff

### Sentences:

Pumpkin pie is popular  
Peter forgot to prepare his report.  
Newspapers print political pictures.



| Common Spellings |       |
|------------------|-------|
| r                | red   |
| rr               | merry |
| wr*              | write |
| rh*              | rhyme |

R



**Production of R:**

Before vowels, R is produced by raising the tip of the tongue toward the roof of the mouth. The tongue does not touch the roof and does not vibrate. After vowels, the back of the tongue is raised up but does not touch the roof. R is voiced.

**Words:**

(INITIAL)

red  
real  
write  
roof

(FINAL)

bear  
clear  
car  
four

(MEDIAL)

zero  
merry  
several  
forward

**Contrasting Pairs:**

rest/west  
rinse/wince  
rent/went

door/dough  
bear/bell  
run/won

bright/light  
fry/fly  
crowd/cloud

**Phrases:**

turn of the century  
run around  
every other  
charge card  
tried and true

rock and roll  
railroad crossing  
golden rule  
right and wrong  
four-door car


**Sentences:**

Knowing right from wrong is important.  
Gregory and his brother really like **rock-and-roll** music.  
The three friends ran in the race on Thursday, November thirteenth.

\*common silent letters



| Common Spellings      |          |
|-----------------------|----------|
| c                     | race     |
| s                     | say      |
| z                     | pretzel  |
| ps*                   | psalm    |
| sc*                   | scissors |
| ss                    | mass     |
| st*                   | listen   |
| <u>Soft "c" sound</u> |          |
| ce                    | ci cy    |



### Production of S:

The tip of the tongue is raised to the upper gum ridge constricting the airstream, producing a sharp "hissing" sound. This is voiceless S sound. Z is identical but voiced.

### Words:

#### (INITIAL)

set  
city  
sun  
sea

#### (FINAL)

yes  
pass  
kiss  
office

#### (MEDIAL)

outside  
gasoline  
decide  
glossy

### Contrasting Pairs:

some/thumb  
sink/think  
sue/zoo

tense/tens  
tense/tenth  
close/clothes

loose/lose  
lacy/lazy  
rice/rise

### Phrases:

set the standards  
sit still  
sun rise, sun set  
sail the seven seas  
endless supply

first base  
pass the test  
sweet sixteen  
doctor's office  
slow dance


### Sentences:

Sam sails the seven seas.  
Students recite an endless supply of silly sentences.  
Stop dancing and listen to this song.

\* common silent letters



| Common Spellings |           |
|------------------|-----------|
| c                | oceanic   |
| ch               | Chicago   |
| s                | sugar     |
| ci               | special   |
| sc               | conscious |
| sh               | shy       |
| si               | emulsion  |
| su               | sugar     |
| ti               | nation    |



### Production of SH:

Push out the lips. The tip of the tongue forms a groove close to the gum ridge but not touching it. Air is pushed out to make a voiceless sound.

### Words:

#### (INITIAL)

show  
she  
shop  
sure

#### (FINAL)

wish  
fresh  
wash  
finish

#### (MEDIAL)

action  
issue  
special  
washing

### Contrasting Pairs:

sheep/cheap  
sheet/seat  
ship/sip

shell/sell  
fashion/fasten  
shin/chin

cash/catch  
marsh/march  
dish/ditch

### Phrases:

show off  
get into shape  
shop around  
ship shape  
shame on you

fresh fish  
short shorts  
cash and carry  
shine your shoes  
finish line

### Sentences:


**She** bought a bushel of delicious apples.

**Sharon** took a vacation on the ocean.

The **shop** had a special on **fresh**-water **fishing** gear.



| Common Spellings |         |
|------------------|---------|
| t                | tea     |
| ed               | walked  |
| bt*              | debt    |
| pt*              | receipt |
| tt               | mitt    |
| th               | Thomas  |



**Production of T:**

The tip of the tongue is placed behind the upper front teeth. Air is stopped briefly at the gum ridge, then released. There should be a puff of air. This produces a voiceless sound. D is identical but voiced.

**WORDS.**

**(INITIAL)**

take  
tell  
tie  
two

**(FINAL)**

eat  
night  
late  
visit

**(MEDIAL)**

continue  
enter  
until  
empty

**Contrasting Pairs:**

tank/thank  
team/theme  
tick/thick

try/dry  
debt/dead  
toot/tooth

tree/three  
true/threw  
right/ride

**Phrases:**


take turns  
don't tell  
too tight  
stand tall  
tattle tale

night light  
hot temper  
it's important  
let's eat  
twenty-two


**Sentences:**

Ted's hot temper got him into a fight.  
Sometimes Tracy talks too much.  
Our computer training material is terrific.

\* common silent letters



| Common Spellings |       |
|------------------|-------|
| th               | think |



**Production of TH:**

Place the tip of the tongue firmly against the cutting edge of the upper front teeth and puff air out. While the air is pushed out, make a voiceless sound without making the vocal cords vibrate. Hint: Have the student exaggerate by sticking the tongue out more than necessary.

**Words:**

**(INITIAL)**

thin  
thank  
thought  
third

**(FINAL)**

earth  
both  
youth  
mouth

**(MEDIAL)**

healthy  
birthday  
toothbrush  
anthem

**Contrasting Pairs:**

thin/tin  
through/true  
thirst/first

death/deaf  
moth/moss  
oath/oat

three/free  
thrill/frill  
mouth/mouse

**Phrases:**

think thin  
thank goodness  
well thought out  
three-thirty  
three in one


happy birthday  
both of us  
take a bath  
through thick and thin  
healthy diet

**Sentences:**

I think the thimbles will fit my thumb.  
He thanked both of us for everything.  
Theo's birthday party is on Thursday, the thirteenth.



| Common Spellings |      |
|------------------|------|
| th               | this |



**Production of th (voiced):**

The tip of the tongue is placed against the cutting edge of the upper front teeth. The air is pushed out, making the vocal cords vibrate (a voiced sound). Hint: Have the student exaggerate the sound by sticking the tongue out more than necessary. O is identical but voiceless.

**Words:**

**(INITIAL)**

there  
those  
this  
they

**(FINAL)**

bathe  
breathe  
smooth  
soothe

**(MEDIAL)**

neither  
another  
feather  
mother

**Contrasting Pairs:**

there/tear  
those/doze  
they/day

breathe/breath  
either/ether  
teethe/teeth

worthy/wordy  
other/udder  
clothing/closing

**Phrases:**

more than that  
breathe in deeply  
this-n-that  
mother and father  
worthy cause

another one  
one of these days  
those were the days  
all of these  
either one


**Sentences:**

Neither brother likes this weather.  
The father and mother would rather go together.  
This leather is better than that one.





| Common Spellings |      |
|------------------|------|
| f                | of   |
| v                | very |



### Production of V:

Place the upper front teeth on the bottom lip and push air out (voiced). Hint: Having the student bite lightly down on the lower lip might help. F is identical but voiceless.

### Words:

#### (INITIAL)

visit  
very  
voice  
view

#### (FINAL)

leave  
give  
move  
above

#### (MEDIAL)

divide  
advance  
seventeen  
movie

### Contrasting Pairs:

view/few  
vat/bat  
very/berry

vote/boat  
wave/waif  
shovel/shuffle

reviews/refuse  
relieve/relief  
leave/leaf

### Phrases:

good value  
brief visit  
thank you very much  
voice your opinion  
divided evenly


favorite flavor  
over and above  
move over  
love of my life  
old wives' tale

### Sentences:

Love me or leave me.  
Every November eleventh is Veteran's Day.  
Very careful drivers avoid swerving into curves.



| Common Spellings |          |
|------------------|----------|
| w                | way      |
| u                | persuade |
| ui               | quiet    |
| wh*              | white    |



### Production of W:

Push the lips forward and blow out air to produce a voiced sound.

### Words:

#### (INITIAL)

will  
way  
were  
water

#### (FINAL)

meow  
ow

#### (MEDIAL)

always  
forward  
sandwich  
homework

### Contrasting Pairs:

why/rye  
wet/vet  
wise/rise

west/vest  
way/ray  
wait/rate

wine/vine  
wioe/ripe  
wheei/veal\*

### Phrases:

will power  
wash and wear  
woodwork  
homework  
watch your step

weeping willow  
don't dwell on it  
within reasons  
one way  
in the whole wide world

### Sentences:


Wash and wear is wonderful.  
The Winter wind blows from the West.  
We won't wait for Willy on Wednesday.

\* Some people pronounce the wh sound with an "h" puff of air. "Which" and "witch" for example sound differently when spoken this way.



| Common Spellings |         |
|------------------|---------|
| y                | yes     |
| ia               | Italian |
| ni               | opinion |

Y



**Production of Y:**

The lips are spread. The front of the tongue is raised toward the roof of the mouth and the tip of the tongue is behind the lower teeth. This produces a voiced sound.

**Words:**

(INITIAL)

yes  
yard  
young  
year

(MEDIAL)

onion  
canyon  
million  
opinion

**Contrasting Pairs:**

yell/jell  
yolk/joke  
yard/jarred

yam/jam  
you'll/jewel  
yet/jet

you/chew  
yellow/jello  
yes/chess

**Phrases:**

yard sale  
young and old  
year after year  
valued opinion  
not yet

beyond control  
a million to one  
yours truly  
yellow yarn  
pearl onion


**Sentences:**

Yellow onions and yams are yummy.  
The canyon is one million years old.  
Union soldiers were often young.



| Common Spellings |      |
|------------------|------|
| z                | zone |
| zz               | buzz |
| s                | was  |

z



### Production of Z:

Raise the tip of the tongue to the upper gum ridge, then vibrate the vocal chords by making a buzzing voiced sound.

### Words:

#### (INITIAL)

zebra  
zipper  
zoo  
zinc

#### (FINAL)

twins  
eyes  
rose  
please

#### (MEDIAL)

daisy  
closed  
pleasing  
razor  
fuzzy

### Contrasting Pairs:

closed/close  
plays/place  
graze/grace

rise/rice  
zoo/Sue  
trays/trace

razor/racer  
peas/peace  
prize/price

### Phrases:

zigzag  
close your eyes  
a dozen roses  
grows like a weed  
easy does it

closed down  
razor sharp  
fizzled out  
raisin bread  
fingers and toes

### Sentences:

Zebras are always grazing at the zoo.  
Roses and daisies blow in the breeze.  
Zak uses his razor on his fuzzy face.



| Common Spellings |          |
|------------------|----------|
| si               | vision   |
| zi               | glazier  |
| su               | pleasure |
| ge               | beige    |

ZH



**Production of ZH:**

Push out the lips. Raise the front of the tongue to the upper gum ridge making a voiced buzzing sound. Sh is identical but voiced.

**Words:**

(FINAL)

beige  
rouge  
garage  
massage

(MEDIAL)

vision  
measure  
leisure  
usually

**Contrasting Pairs:**

measure/mesher

**Phrases:**

red rouge  
parking garage  
beige color  
usually right  
watching television

clear vision  
beyond measure  
at your leisure  
business or pleasure  
hidden treasure

**Sentences:**

We usually treasure pleasurable trips.  
His decision usually causes confusion.  
Watching television is a leisure activity.

## NOTABLE EXCEPTIONS, DELETIONS, AND SIMPLIFICATIONS

**w/wh** Some linguists classify these as two sounds. Some people pronounce which and witch differently.

**qu** Since "q" is always followed by a "u" in English, this becomes a "kw" combination. Practice these words:

|       |        |
|-------|--------|
| quiet | queen  |
| quick | quiver |
| quilt | quit   |

**x** "x" at the beginning of words is almost always pronounced as "z" in English. Some linguists classify medial "x" as a different sound. It is a combination of g/s or k/s. Practice these words:

|              |                |                |
|--------------|----------------|----------------|
| extra (ks)   | external (ks)  | example (gs)   |
| excited (ks) | excellent (ks) | exact (gs)     |
|              | excuse (ks)    | exhausted (gs) |

**ar** "A" combined with "r" is sometimes classified as a separate sound (a as in arm). It is very similar to a short o/r combination. Practice these words:

|         |            |
|---------|------------|
| arm     | artificial |
| army    | artery     |
| article | ark        |
| art     | party      |

oo is sometimes classified separately from the long u sound.

|       |     |      |
|-------|-----|------|
| cute  | vs. | boot |
| (yoo) |     | (oo) |

# LINGUISTIC INTERFERENCE

## Introduction

ESL teachers are continually coping with the problem of acceptable, understandable pronunciation from students. They need to understand why Peter from Poland cannot say "th", or why John from Hungary is saying "v", when they are attempting to teach him to say "w". ESL teachers can avoid much frustration if they are made aware of the basic linguistic interference that students bring from their native languages. This interference includes pronunciation, syntax, and grammar. If teachers are aware of the interference they can, in many cases, find alternatives and improve student pronunciation dramatically.

An example of this occurs with students whose native language is Spanish. They do not think they can pronounce words like "this" or "thirteen"; however, that sound **DOES** occur in the Spanish language. The problem is that it is not used at the beginning of words, but at the end of words. When Spanish-speaking students are made aware that they do have that sound in their language, their pronunciation improves immediately.

Another example is in word placement for dates and addresses. In many languages, the date is given with the number first, the month second, and the year last. Similarly, an address is given with the house number first followed by the name of the street, and the zip code followed by the city. Although this linguistic interference is difficult to change, the awareness of the problem is helpful to the ESL teacher.

The problem becomes most difficult when the English sound does not occur in the students' native language at all; however, frustrations can be eased when the ESL teacher is at least aware of these problems.

The following explanation of some of the basic linguistic interference is an attempt to simplify the complicated job of the ESL teacher.

# ARABIC

## A. SYNTAX AND GRAMMAR DIFFERENCES

1. Arabic uses a non-Roman script alphabet. Reading and writing are from right to left. Traditionally, a book will be opened from the left.
2. Both nouns and adjectives have articles.
3. Adjectives follow nouns. The brown shoes > the shoes the brown.
4. Although accent varies in Arabic speaking countries, the language will be generally understood by educated Arabs.
5. Verb phrases do not occur in Arabic.
6. Since vowels are not written separately in Arabic, they may be left out when an ESL student attempts to write in English. In many cases, street > strt; dress > drs, etc.

## B. POSSIBLE PRONUNCIATION DIFFICULTIES

1. The **R** is formed in the front of the mouth, and it is trilled or rolled.
2. The aspirated **P** as in put does not exist. The sound will resemble a **B** sound. Paper > baber.
3. The **TH** sound does not exist in Arabic.
  - a. Voiceless initial **TH** will be replaced with **S**. thin > sin.
  - b. Voiced initial **TH** will be replaced with **Z** or **D**. that > zat or dat.
4. The aspirated **T** will sound more like **D**. too > doo.
5. **CH** does not exist. It is replaced by **SH**. cheep > sheep.
6. There is no hard **G** as in go. The **G** is always soft as in gentle.
7. The short vowel sounds can cause difficulties for the ESL learner.



# CHINESE

## A. SYNTAX AND GRAMMAR DIFFERENCES

1. There are various styles of writing and reading in Chinese.
  - a. The old, traditional style is written and read in vertical columns, top to bottom, right to left. The front of the book is on the left.
  - b. The new style is written and read horizontally from left to right.
2. Characters are used in place of a phonetic alphabet.
3. Chinese is a tonal language; different tones give different meanings to words. Rhythm and stress can cause problems for ESL students.
4. Chinese is made up of one-syllable words. This can cause much difficulty in the comprehension of long English words.
5. Articles are optional.

## B. POSSIBLE PRONUNCIATION DIFFICULTIES

1. Consonant clusters are rare in Chinese. Since English has many of them, this can create pronunciation problems for the ESL student.
2. The **TH** sound does not exist.
  - a. Voiceless TH will be replaced by **T** or **F**.  
think > tink or fink
  - b. Voiced TH will be replaced by **D** or **V**.  
that > dat or vat
3. The **L** and **R** sounds are difficult to produce since students cannot distinguish the difference between the two sounds. Some will always use "R" for both sounds, while others will always use "L."  
glass > grass or grass > glass  
blew > brew or brew > blew
4. In the initial position a sound resembling **L** will usually replace an **R**.  
road > load
5. Chinese has no **Z** sound. It is replaced with **SH** or **S**.  
zip > ship or sip

## CROATIAN, SERBIAN

### A. SYNTAX AND GRAMMAR DIFFERENCES

1. Croatian and Serbian form two of the four main languages from this area in Europe. They include many dialects and variations in pronunciation and grammar.
2. Croatian uses the Roman alphabet, while Serbian uses the Cyrillic alphabet.
3. Nouns, pronouns, and adjectives must agree in gender (masculine, feminine, or neuter).
4. Verb endings are used in place of pronouns.
5. There are no articles.
6. In a sentence, expressions of time and place occur according to their importance within the context of that sentence.
7. Irregular verbs may be difficult. Perfect tenses will be unfamiliar in meaning.

### B. POSSIBLE PRONUNCIATION DIFFICULTIES

1. Voiced and voiceless **TH** do not exist. Students will tend to pronounce these sounds as **D** or **T**.  
both > bod or bot; these > dese or tese
2. The short English vowel sounds are very difficult. Generally, the student tends not to hear the slight variations in these sounds.
3. The letter **R** is rolled.
4. The letter **W** does not exist. It is replaced by **V** or **F**.  
want > vant or fant
5. In many cases **V** > **B**, **C** > **S**, and **X** > **H**.  
vat > bat; cold > sold; Texas > Tehas

## CZECH

### A. SYNTAX AND GRAMMAR DIFFERENCES

1. Nouns as well as adjectives have gender (masculine, feminine, and neuter).
2. The endings on the words signify the gender, the person, and the tense.
3. Articles are not used.

### B. POSSIBLE PRONUNCIATION DIFFICULTIES

1. **W** is replaced with a **V** sound.  
want > vant
2. **Y**, when used as a vowel, is a long "E" sound.  
symbol > seembol
3. **J** is a **Y** sound.  
January > Yanuary
4. The **TH** sound does not exist.
  - a. Voiceless initial **TH** becomes **T**.  
think > tink
  - b. Voiced initial **Th** becomes **D**.  
these > dese
  - c. Voiceless final **TH** becomes **F**, **S**, or **T**.  
with > wif, wis, or wit
  - d. Voiced middle **TH** becomes **D**.  
mother > modder
5. Final **G** is replaced by **K**.  
pig > pik
6. Final **D** is replaced by **T**.  
bad > bat

## FARSI (PERSIAN)

### A. SYNTAX AND GRAMMAR DIFFERENCES

1. The alphabet is made up of script which resembles Arabic.
2. Reading and writing are from right to left.
3. Nouns are followed by adjectives.
4. Nouns and pronouns have no gender. The word for **he** and **she** are the same.

### B. POSSIBLE PRONUNCIATION DIFFICULTIES

1. Farsi lacks some of the letters/sounds that occur in the English alphabet. They include **O**, **Q**, **U**, **W**, and **X**. This can cause much difficulty in pronunciation.
2. Initial voiceless **Th** becomes **T** or **S**.  
think > tink or sink
3. The sound **W** is replaced by **V**.  
want > vant
4. Final **D** becomes **T**.  
bad > bat
5. Initial **G** may be replaced by **C**.  
goat > coat
6. Short vowels will be difficult.

## FRENCH

### A. SYNTAX AND GRAMMAR DIFFERENCES

1. The rhythm in French is different from English, because the stress on words falls near or on the last syllable. English tends to stress the front syllables in connected speech patterns.
2. All nouns in French are masculine or feminine. Since "pencil" is masculine, its corresponding pronoun is "he." Since the noun "pen" is feminine, its corresponding pronoun is "she."
3. Adjectives and articles agree in gender and number with the noun they modify. Generally, descriptive adjectives follow the noun.

### B. POSSIBLE PRONUNCIATION DIFFICULTIES

1. The **Th** sound does not occur in French.
  - a. Voiceless initial **TH** becomes **S**.  
think > sink
  - b. Voiced initial **TH** becomes **Z**.  
them > zem
2. The **CH** sound does not occur in French. It is replaced with **SH**.  
cheek > sheek
3. The sound of **J** as in "jeep" does not occur in French. It has the sound of "rouge".
4. The **R** sound is difficult. Many French speakers substitute the **R** made at the back of the throat - a "growled" sound. Some will substitute the trilled **R**.
5. **ING** as in "ring" does not occur. Ring may become rin.
6. Final **S** is not pronounced, and final **T** after a vowel is also not pronounced.
7. **P**, **T**, and **K** are not aspirated. They sound more like **B**, **D**, and **G** respectively.  
cap > cab; bat > bad; back > bag

## GERMAN

### A. SYNTAX AND GRAMMAR DIFFERENCES

1. The rhythm and word stress in German are similar to English.
2. Word order can be very different from English, especially in a complex sentence where inverted word order occurs. An English sentence like "I will go downtown tomorrow " will become "Tomorrow will I downtown go ", in German.
3. Nouns, articles, and possessive adjectives are declined.

### B. POSSIBLE PRONUNCIATION DIFFICULTIES

1. The **TH** sound does not occur in German.
  - a. Voiceless initial **TH** will usually be replaced by **S**.  
think > sink
  - b. Voiced initial **TH** will usually be replaced by **Z**.  
that > zat
2. **W** has the sound of **V** in German.  
want > vant
3. The letter **S** is difficult for Germans.
  - a. **S** before a vowel becomes **Z**.  
so > zo
  - b. **S** followed by **P**, **T**, or **L** becomes **SH**.  
spell > shpell; step > shtep; sleep > shleep
4. When **B**, **D**, or **G** occur at the end of an English word, the ESL student will usually use **P**, **T**, or **K** respectively.  
cab > cap; bad > bat; bag > back
5. The **R** sound can be difficult. In German, the **R** is made at the back of the throat and has a "growled" sound.

# HINDI

## A. SYNTAX AND GRAMMAR DIFFERENCES

1. Hindi uses a non-Roman script alphabet.
2. Hindi is written and read from left to right.
3. Various letters/sounds in the Hindi alphabet have no English equivalents.
4. Sentences are written with the subject first, sentence parts in the middle, and the verb last.
5. Helping verbs such as "to be" are not usually used in Hindi.

## B. POSSIBLE PRONUNCIATION DIFFICULTIES

1. Voiced and voiceless **TH** becomes **T**.  
three > tree; think > tink
2. The sound **P** is replaced by **B**.  
pig > big
3. The sound **W** becomes **V**.  
want > vant
4. The sound **CH** becomes **SH**.  
cheep > sheep
5. Final consonants are often omitted, especially the **G** from **NG**.  
doing > doin
6. Short vowel sounds cause much difficulty, since the ESL student does not hear the slight variations.
7. The consonants **F**, **Q**, **V**, **X**, and **Z** do not exist as separate characters in the Hindi alphabet.

# HMONG

## A. SYNTAX AND GRAMMAR DIFFERENCES

1. The alphabet uses Roman letters, and is written and read from left to right.
2. There are seven voice tones in Hmong. These voice tones give meaning and expression to the words in the language.
3. Usually only the present tense is used.
4. Nouns are not pluralized. The quantitative word before the noun indicates the plural idea. One girl, two girl, many girl.

## B. POSSIBLE PRONUNCIATION DIFFICULTIES

1. Initial **B** and **P** have the same sound.  
bad > bad; pad > bad
2. The **TH** sound causes difficulty.
  - a. Initial voiceless **TH** becomes **T**.  
think > tink
  - b. Initial voiced **TH** becomes **D**.  
that > dat
3. The sound of **T** in the middle of a word will become **D**.  
better > bedder
4. The consonants **P**, **T**, and **K** in the final position are replaced with **B**, **D**, and **G** respectively, and become voiced.  
hip > hib; hit > hid; sick > sig



## HUNGARIAN

### A. SYNTAX AND GRAMMAR DIFFERENCES

1. The sentence word order is basically the same as in English.
2. The Roman alphabet is used.

### B. POSSIBLE PRONUNCIATION DIFFICULTIES

1. Some Hungarian vowel sounds have no English equivalents.
2. There is no sound for **W** in Hungarian. It is replaced with a **V** sound.  
want > vant
3. The letter **J** has a **Y** sound.  
January > Yanuary
4. The **TH** sound causes difficulty in Hungarian.
  - a. Voiceless initial **TH** becomes **S** or **T**.  
think > sink or tink
  - b. Voiced initial **TH** becomes **Z** or **D**.  
that > zat or dat
5. The letter **R** is trilled or rolled.

## JAPANESE

### A. SYNTAX AND GRAMMAR DIFFERENCES

1. Japanese uses three writing systems. Two sets of characters are used for most written material and are written in vertical columns read from right to left.

The third system is written horizontally and read from left to right. It is phonetic and is used for adding foreign words to the language.

2. In Japanese, the subject is generally followed by other sentence parts, and the verb is last (subject, object, verb).

### B. POSSIBLE PRONUNCIATION DIFFICULTIES

1. The letter **C** may be pronounced as **SH**.  
cent > shent
2. The sound **W** is replaced by **V**.  
want > vant
3. Initial **V** becomes **B**.  
vine > bine
4. The **TH** sound does not occur in Japanese.
  - a. Initial voiceless **TH** becomes **S**.  
think > sink
  - b. Initial voiced **TH** becomes **D**.  
these > dese
  - c. Final **TH** becomes **S**.  
with > wis
5. The **L** sound is usually replaced by an **R** type sound.  
led > red

# KOREAN

## A. SYNTAX AND GRAMMAR DIFFERENCES

1. Korean is related to Chinese and Japanese, but it has its own alphabet.
2. Traditionally Korean was written and read vertically; the more modern style is horizontal.
3. In a Korean sentence, the order is generally subject, other sentence parts, and the verb last. The word order in English is usually subject, verb, and object(s).

## B. POSSIBLE PRONUNCIATION DIFFICULTIES

1. The **TH** sound does not occur in Korean.
  - a. Initial **TH** becomes **D**.  
think > dink; that > dat
  - b. Final voiceless **TH** is replaced with **S**.  
with > wis
  - c. Final voiced **TH** becomes **D**.  
smooth > smood
2. The sound **L** is usually replaced with an **R** sound.  
led > red
3. The sound **B** becomes **V**.  
bat > vat
4. The **J** sound becomes a **Z** sound.  
jeep > zeep
5. The **H** or **WH** sounds become an **F** sound.  
held > feld; white > fight

## POLISH

### A. SYNTAX AND GRAMMAR DIFFERENCES

1. Nouns are feminine, masculine, or neuter; they are declined like Latin/German nouns.
2. Adjectives are also declined; they must agree in number and gender with the nouns.
3. There are three basic verb tenses; present, past, and future. Verbs are conjugated, so subject pronouns are not necessary.
4. There are no articles in Polish.

### B. POSSIBLE PRONUNCIATION DIFFICULTIES

1. In the initial position, the letter **J** will always sound like a **Y**.  
January > Y January
2. There is no **TH** sound in Polish.
  - a. Initial voiceless **TH** can become **T** or **F**.  
three > tree or free
  - b. Initial voiced **TH** usually becomes **D**.  
that > dat
  - c. Final **TH** can be replaced by **S** or **T**.  
with > wis or wit
3. The letter **W** becomes **V**.  
want > vant
4. Since Polish has several sounds for **L**, it is hard for students to produce the English **L**.

## PORTUGUESE

### A. SYNTAX AND GRAMMAR DIFFERENCES

1. Nouns are masculine, feminine, or neuter and are shown by the article and the ending on the noun.
2. Possessive pronouns and adjectives must agree in gender and number with the nouns they modify.
3. Descriptive adjectives usually follow the noun.
4. No helping verbs are used to form questions. Instead, the verb is placed in front of the subject (inverted).
5. All vowels are pronounced.

### B. POSSIBLE PRONUNCIATION DIFFICULTIES

1. **CH** will sound like **SH**.  
cheep > sheep
2. The letter **H** is never pronounced.
3. Since Portuguese has many nasal sounds, this may cause the ESL student some problems in pronunciation.

## RUSSIAN

### A. SYNTAX AND GRAMMAR DIFFERENCES

1. Russian uses the Cyrillic alphabet.
2. Nouns have feminine, masculine, or neuter genders.
3. Nouns and adjectives are declined as in Latin/German. All nouns and adjectives must agree in gender and number.
4. There are fewer verb tenses in Russian than in English.
5. There are no articles in Russian.
6. The verb "to be" is almost never used in the present tense.  
The car is red > car red.

### B. POSSIBLE PRONUNCIATION DIFFICULTIES

1. English short vowel sounds are very difficult.
2. There is no **TH** sound in Russian.
  - a. Voiceless initial **TH** becomes **S**.  
think > sink
  - b. Voiced initial **TH** becomes **Z**.  
that > zat
  - c. Voiceless final **TH** becomes **F, S, Z, or T**.  
with > wif, wis, wiz, wit
  - d. Middle **TH** becomes **Z**.  
father > fazer
3. There is no **W** sound in Russian. It is replaced by the **V** sound.  
want > vant
4. The letter **R** is rolled or "growled" at the back of the throat.
5. A hard **G** sound replaces the letter **H** in foreign words.  
Ohio > Ogio

## SPANISH

### A. SYNTAX AND GRAMMAR DIFFERENCES

1. Usually descriptive adjectives follow the nouns they modify.
2. Adjectives and articles must agree in gender and number with the nouns they modify.
3. There is no neuter in Spanish. Since the word "car" is masculine, its corresponding pronoun is "he." Since the word "pen" is feminine, its corresponding pronoun is "she."
4. In a question or an exclamation, the punctuation both precedes AND follows the statement: ¡...! ¿...?
5. All vowels are pronounced.

### B. POSSIBLE PRONUNCIATION DIFFICULTIES

1. There are no voiceless consonant blends beginning with "S"; consequently, an "e" sound will precede these blends.  
street > estreet; school > eschool
2. There is no SH sound. It becomes CH.  
shoe > choe
3. The letters R and RR are formed in the front of the mouth and are trilled.
4. The letter H has no sound. The letter J always carries the H sound as does G before the vowels E or I.
5. The sound TH exists in Spanish, but the letters TH are never used together. D will have the TH sound wherever possible in a Spanish sentence. In Spanish, Z and C (before E or I) carry the sound TH.
6. In many cases V will sound like a soft B sound.  
have > h.ɪb

## TAGALOG (FILIPINO)

### A. SYNTAX AND GRAMMAR DIFFERENCES

1. 300 years of Spanish control had an effect on the language. It is written and read horizontally from left to right, and it uses the Roman alphabet.
2. The sentence structure resembles English.
3. Tagalog uses three tenses - present, past, and future.
4. ESL students may be able to pronounce English well and quickly, even though their comprehension may still be poor.

### B. POSSIBLE PRONUNCIATION DIFFICULTIES

1. The letter **V** has a **B** sound.  
vest > best; vat > bat
2. The letter **J** has a **Y** sound.  
jam > yam
3. **S** and **Z** have the **S** sound.  
zip > sip; zebra > sebra
4. All words ending in **TAIN** have the same sound as the ending of the word "maintain."  
fountain > fountain
5. The **TH** sound is difficult.
  - a. Voiceless initial **TH** sounds like **T**.  
think > tink
  - b. Voiced initial **TH** sounds like **D**.  
these > dese
  - c. Final **TH** sounds like **T**.  
tooth > toot
6. The letter **F** has a **P** sound.  
fan > pan



# THAI

## A. SYNTAX AND GRAMMAR DIFFERENCES

1. In Thai, a script-like alphabet is used instead of the Roman alphabet. Writing and reading are done from left to right.
2. There are five voice tones in the Thai language; each tone changes the meaning of the word.
3. Nouns have no plural forms. This concept is conveyed, instead, through the use of quantitative words which follow the nouns.  
six pencils > pencil six; two children > child two
4. Adjectives follow nouns.
5. There is no apostrophe. An "of" phrase shows possession.  
My mother's hat > the hat of my mother.

## B. POSSIBLE PRONUNCIATION DIFFICULTIES

1. Voiced final consonants in English are omitted. Multiple final consonant clusters are impossible.
2. Voiceless consonant blends at the beginning of English words are difficult. ESL students will tend to voice them.  
stop > sadop; spend > sabend
3. The **TH** sound does not exist in the Thai language.
  - a. Voiceless initial **TH** becomes **T**.  
three > tree
  - b. Voiced initial **TH** becomes **D**.  
that > dat
  - c. Voiceless final **TH** becomes **T**.  
with > wit
4. The letter **V** has a **W** sound.  
visit > wisit
5. The letters **R** and **L** are interchanged because they sound the same.  
free > flee; fly > fry
6. **CH** sounds like **SH**.  
cheep > sheep

# TURKISH

## A. SYNTAX AND GRAMMAR DIFFERENCES

1. The Roman alphabet is used in Turkish.
2. Writing and reading are done from left to right.
3. Turkish and English have many similar consonant sounds. There are very few difficulties in this area.

## B. POSSIBLE PRONUNCIATION DIFFICULTIES

1. There are no initial consonant clusters in Turkish. The most difficult to learn are those beginning with **S**. ESL students will insert a vowel before or after the **S**.  
store > istore or sitore
2. The **TH** sound does not occur in Turkish.
  - a. Voiceless initial **TH** becomes **S** or **T**.  
thin > sin or tin
  - b. Voiced **TH** becomes **Z** or **D**.  
that > zat or dat
3. The letters **V** and **W** are confusing. **V** is especially difficult to produce before vowels. **W** is replaced by **oo** as in noon.  
white > ooite
4. Words ending in **B**, **D**, or **G** will be substituted with **P**, **T**, or **K** respectively.  
nab > nap; lid > lit; pig > pik
5. Where **P**, **T**, or **K** occur in the middle of a word, **B**, **D**, or **G** will be substituted.  
dipper > dibber; butter > budder; bicker > bigger

# VIETNAMESE

## A. SYNTAX AND GRAMMAR DIFFERENCES

1. Vietnamese differs from many Asian languages because it uses the Roman alphabet, and it is written and read from left to right.
2. There are six voice tones in the Vietnamese language, and all words are monosyllabic.
3. Vietnamese is patterned like Spanish and Portuguese in syntax, vowel usage, and word order; adjectives follow nouns.
4. There are no plural noun endings.

## B. POSSIBLE PRONUNCIATION DIFFICULTIES

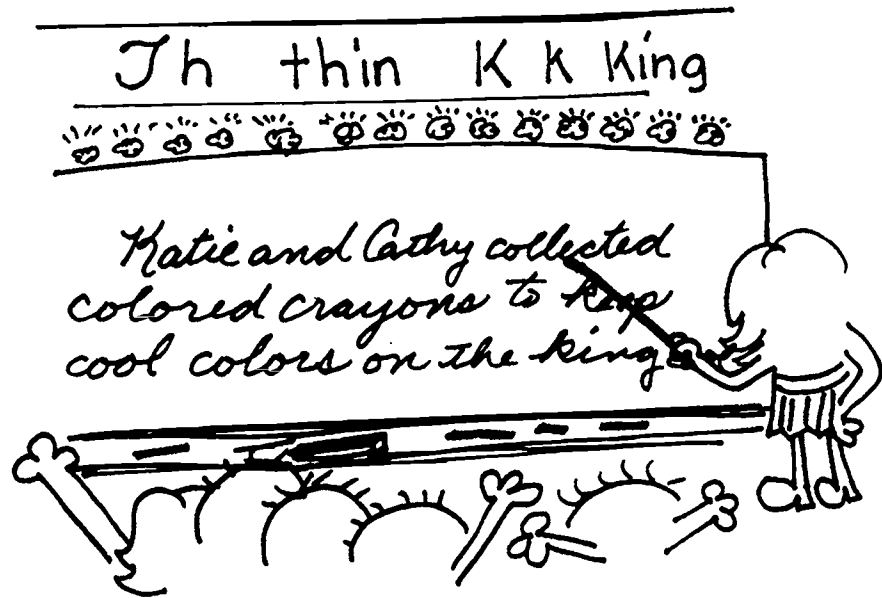
1. Pronunciation may be choppy for ESL students because the English language has so many words of more than one syllable.
2. The **TH** sound is difficult.
  - a. Voiceless initial **TH** can become **T** or **S**.  
think > tink or sink
  - b. Voiced initial **TH** can become **Z**.  
that > zat
3. **CH** has the **Sh** sound.  
cheep > sheep
4. The **L** can have the sound of **R**.  
load > road
5. The letter **D** is confusing. It may be replaced by **J**, **Y**, or **Z**.  
dig > zig; jig > yig or zig

**THIS PAGE INTENTIONALLY LEFT BLANK**

# INTRODUCTION

## Practice Sentences

These sentences were designed to give the student practice in saying the English sounds that are most difficult coming from his native language background. There are also twenty general practice sentences at the end for a little tongue twister fun and challenge. Students almost universally have difficulty with th (thin), th (these) and short vowels.



IV

# ARABIC

## Difficult Sounds



|    |        |               |        |
|----|--------|---------------|--------|
| ch | (chin) | th            | (thin) |
| g  | (go)   | <del>ch</del> | (then) |
| ng | (ring) | a             | (man)  |
| p  | (pot)  | e             | (egg)  |
| r  | (red)  | i             | (sit)  |
| sh | (ship) | o             | (hot)  |
| t  | (ten)  | u             | (up)   |

1. Ted had better head west.
2. Put the peeled potatoes in a pot.
3. She is doing the washing this morning.
4. The boys enjoy their toys.
5. It's a pleasure to meet you.
5. Richard is roller skating with Chuck this Thursday.
7. Gigantic garlic and green grapes grow in the garden.
8. I sing songs every evening in Spring.
9. The three brothers' birthdays are this month.
10. Charlie's dishes were chipped when they arrived at the china shop.



# CHINESE

## Difficult Sounds

d (dog)

l (lip)

r (red)

th (thin)

th (then)

z (zoo)



1. This is the thigh bone.
2. Rory ran a race.
3. I have a very bad headache.
4. The garden grows bigger in August.
5. Paul has ham and scrambled eggs for breakfast.
6. Harry has half a hamburger.
7. Jack usually drinks orange juice in the morning.
8. Measure the beige garage.
9. There are thousands of these things to think about.
10. She sells seashells by the seashore.



IV - 2

# CROATIAN/SERBIAN

## Difficult Sounds



|    |                    |   |       |
|----|--------------------|---|-------|
| c  | (cent) always soft | a | (man) |
| r  | (red)              | e | (egg) |
| th | (thin)             | i | (sit) |
| th | (then)             | o | (hot) |
| w  | (water)            | u | (up)  |

1. Zach has a black cat.
2. We got the best egg from the red hen.
3. Max hums happily along with the music.
4. Put the poster up on the other wall.
5. In winter, the wind whistles from the west.
6. Both boxes arrived on Thursday, not Tuesday.
7. Thelma thinks these things through.
8. Please put the lid on that pot.
9. They stopped and picked up better vegetables.
10. They met the photographer at the theater.






# CZECH

## Difficult Sounds

|    |         |
|----|---------|
| d  | (dog)   |
| g  | (game)  |
| j  | (jet)   |
| th | (thin)  |
| th | (then)  |
| w  | (water) |



1. The fat cat sat on Father's hat.
2. Let the yellow Jell-O set.
3. Which way will Willy wander?
4. Ted had said that Fred was in bed with a cold.
5. The dog dug at the frog in the bag.
6. Just the edge of the page was damaged.
7. "Dad," "father" and "pa" mean the same thing.
8. Jimmy saw the vet get the dog wet.
9. Stuffed turkey is a favorite for Thanksgiving.
10. Thelma thinks these thighs are thin.



# FARSI

## Difficult Sounds



|      |        |                       |    |         |
|------|--------|-----------------------|----|---------|
| d    | (bad)  | final                 | th | (then)  |
| g    | (game) | initial               | w  | (water) |
| i    | (sit)  |                       | e  | (egg)   |
| (ng) | (ring) |                       | o  | (hot)   |
| s    | (sad)  | plus other consonants | u  | (up)    |
| th   | (thin) |                       |    |         |


1. Please stop at the post office.
2. He sawed the wide rod in two.
3. He will have a wonderful voyage.
4. Gary, hold out your hand.
5. She saw a school of cod under the net.
6. Wayne wants Willy to wait with Wendy.
7. This Thursday is Heather's third birthday.
8. Gail gave me a great gift before Gary did.
9. They're both wearing gold wedding rings on their fingers.
10. Did Bob find a big bug under the bed?



# FRENCH

## Difficult Sounds

|    |                            |    |              |
|----|----------------------------|----|--------------|
| ch | (chin)                     | t  | (tent) final |
| h  | (hand)                     | th | (thin)       |
| j  | (jet)                      | th | (then)       |
| ng | (ring)                     | e  | (egg)        |
| r  | (red)                      | i  | (sit)        |
| s  | (pots) final               | u  | (up)         |
| t  | (jacket) final after vowel |    |              |




1. Who took the history book?
2. Have a happy thirtieth birthday.
3. George is a judge.
4. The boys enjoy their choice of toys.
5. Would you tell us how long the line is?
6. Swimming and sailing are enjoyable things.
7. Charles cashes his check each Thursday.
8. Thelma thinks these things through.
9. Susan thanked him for the theater tickets.
10. Jack usually chooses orange juice and vegetables for lunch.



# GERMAN

## Difficult Sounds



|         |                                 |
|---------|---------------------------------|
| b, d, g | (tab, bad, bag) final           |
| ng      | (ring)                          |
| s       | (sad) plus vowels               |
| s       | (spot, stop, slow) plus p, t, l |
| th      | (thin)                          |
| th      | (then)                          |
| w       | (water)                         |

1. John is going swimming.
2. This was Steve's razor.
3. Join the youth group.
4. Slowly step on to the street.
5. Which way will we walk?
6. The women's choir is singing with the ringing bells.
7. The coach watched the Chargers score a touchdown.
8. Does her apartment have three bedrooms and a bath?
9. Heather says there are three zeroes in one thousand.
10. Mr. Smith slowly scraped snow from his window.



IV - 7


# HINDI

## Difficult Sounds

|    |         |   |         |
|----|---------|---|---------|
| ch | (chin)  | w | (water) |
| f  | (foot)  | x | (extra) |
| ng | (ring)  | a | (man)   |
| p  | (pot)   | e | (egg)   |
| q  | (queen) | i | (sit)   |
| th | (thin)  | o | (hot)   |
| th | (then)  | u | (up)    |
| v  | (vote)  |   |         |



1. Peter picked purple plums.
2. Frank fixes fine furniture.
3. Bring the ping pong ball.
4. Set those three thick tree trunks on the truck.
5. Chelsea shouldn't choose chocolate shakes.
6. Which show will we watch?
7. Put the pot of peppers on the back porch.
8. Martha thoroughly thought these things through.
9. I wouldn't want to wear wool in warm weather.
10. Does he pet the cat on the head or the back?



# HMONG

## Difficult Sounds




|   |              |               |         |
|---|--------------|---------------|---------|
| b | (boy)        | th            | (thin)  |
| d | (dog)        | <del>th</del> | (then)  |
| d | (bea) final  | w             | (water) |
| k | (kind)       | a             | (man)   |
| k | (sack) final | e             | (egg)   |
| p | (pot)        | i             | (sit)   |
| p | (map) final  | o             | (hot)   |
| t | (ten)        | u             | (up)    |
| t | (pet) final  |               |         |

1. Cats are the best pets.
2. Elizabeth won three prizes.
3. What size is the garage?
4. I will leave at twelve o'clock.
5. Bob read the paper to Dick.
6. The weather is bad through the winter.
7. I rarely go there.
8. Bring the broom into the other room.
9. Beth gave me big blue violets.
10. Bob said he would take a walk this evening.



# HUNGARIAN

## Difficult Sounds



|    |         |   |        |
|----|---------|---|--------|
| j  | jet     | a | (saw)  |
| r  | (red)   | e | (egg)  |
| th | (thin)  | i | (sit)  |
| th | (then)  | o | (hot)  |
| w  | (water) | u | (up)   |
| a  | (man)   | u | (cute) |


1. Jane jumps for joy.
2. This leather is smooth.
3. Which way is Washington?
4. Matthew has three brothers.
5. Park Jerry's car near the yard.
6. Have you used these new running shoes?
7. Robert rode the red raft in the river.
8. That fat cat sat at the back of that very hat rack.
9. Willy wondered why Warren's watch was wet.
10. Thelma thoroughly thanked thirty thin weathermen.



# JAPANESE

## Difficult Sounds

|    |         |
|----|---------|
| c  | (cent)  |
| l  | (lip)   |
| r  | (red)   |
| th | (thin)  |
| th | (then)  |
| v  | (vote)  |
| w  | (water) |



1. Matt sat near the pet cat.
2. That thin man is Arthur.
3. Carol carries cartons of crackers.
4. We want to wash in warm water.
5. Gil likes lots of little clams.
6. Cheryl wears pearl jewelry.
7. Sue said she sees the sailboat in the center of the sea.
8. Ruth's thirteenth birthday is April third.
9. Valerie ran to the grocery store for celery.
10. The doctor urged her to leave work early.






# KOREAN

## Difficult Sounds

|    |         |
|----|---------|
| b  | (boy)   |
| h  | (hope)  |
| j  | (jet)   |
| l  | (lip)   |
| r  | (read)  |
| th | (thin)  |
| th | (then)  |
| w  | (water) |



1. Show me the saw.
2. Let's all listen.
3. Barbara's baby boy is beautiful.
4. Those three men are his brothers.
5. Larry plays Little League baseball.
6. Jeb just jumped into the jeep.
7. The heavy handle hit Harold's head.
8. The willow leans slightly to the left.
9. Blend blueberries and butter in the batter.
10. Jan's car is parked near the curb on Brown Drive.

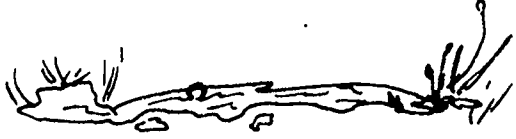


# POLISH

## Difficult Sounds



|    |         |    |        |
|----|---------|----|--------|
| j  | (jet)   | i  | (mile) |
| th | (thin)  | o  | (hot)  |
| th | (then)  | oo | (boot) |
| w  | (water) | u  | (cute) |
| a  | (take)  |    |        |


1. Tom lost the golf ball. 
2. Willy wants to whistle.
3. Put shoes and boots in your new suitcase.
4. I like white rice.
5. Jean easily eats green peas.
6. This pitcher is filled with chilled milk.
7. She wears a single ring on her finger.
8. Matthew's thumb thoroughly throbs.
9. Wash the windows with warm water.
10. Lillian leaned lightly against the little ladder.



## PORTUGUESE

### Difficult Sounds

|    |              |
|----|--------------|
| ch | (chin)       |
| h  | (hand)       |
| l  | (tell) final |
| r  | (red)        |



1. Here is the helping of ham.
2. Jim just jumped down.
3. Wear your raincoat when it is raining.
4. This Thursday is the third of the month.
5. Did Charles choose cherry or chocolate cheesecake?
6. There are swirls of curls in her brown hair.
7. Jed picked baskets of peaches each morning.
8. This big ship slips into the mist.
9. He has hot dogs and hamburgers on holidays.
10. The teacher watches each child choose their lunch.



# RUSSIAN

## Difficult Sounds

|    |        |                         |   |         |
|----|--------|-------------------------|---|---------|
| g  | (leg)  | voiced final consonants |   |         |
| h  | (hand) |                         | w | (water) |
| r  | (red)  |                         | a | (man)   |
| th | (thin) |                         | e | (egg)   |
| ch | (then) |                         | i | (sit)   |
| v  | (vote) |                         | o | (hot)   |



1. Beth bought a small hat.
2. That bed is not bad for a cat nap.
3. Purple birds chirp.
4. The red cherries are riper than the others.
5. William's voice is weak.
6. Her red hair is very curly.
7. Rob worked hard in the warm weather.
8. Who would like to sing a song?
9. Swimming and sailing are wonderful things.
10. She cooks turkey stuffed with dressing for Thanksgiving.



# SPANISH


## Difficult Sounds



|    |        |   |         |
|----|--------|---|---------|
| h  | (hat)  | w | (water) |
| j  | (jet)  | z | (zoo)   |
| r  | (red)  | a | (man)   |
| s  | (sad)  | e | (egg)   |
| sh | (ship) | i | (sit)   |
| th | (thin) | i | (mile)  |
| th | (then) | o | (hot)   |
| v  | (vote) | u | (up)    |



1. This chip dip is rich.
2. Julie enjoys jelly and jam.
3. Have a happy holiday.
4. The clock stopped last night at school.
5. That thin beef is the very best buy.
6. Georgia's peaches are big and juicy.
7. Please park your car in the garage.
8. Shelly showed the chair to Sharon.
9. Does this jet stop in Mississippi?
10. Southern cities have better weather in the winter than northern cities.



# TAGALOG

## Difficult Sounds

|    |        |
|----|--------|
| f  | (fan)  |
| j  | (jet)  |
| v  | (vote) |
| th | (thin) |
| th | (then) |
| z  | (zoo)  |




1. Visitors favor the vast valley.
2. John enjoys George's jokes.
3. Is this his business?
4. Fat fish find fresh food.
5. Thelma thinks these things through.
6. I fly my kite on Friday night.
7. Zelda's jazz band needs some pizzazz.
8. Vivian buys very big vitamins.
9. Did you pick this big gift?
10. Five very heavy waves covered the victims.




# THAI

## Difficult Sounds



|         |                          |    |         |
|---------|--------------------------|----|---------|
| ch      | (chin)                   | w  | (water) |
| l       | (lip)                    | z  | (zoo)   |
| p, t, k | (top, mitt, pick) final  | i  | (sit)   |
| s       | (stop) s plus consonants | e  | (bed)   |
| th      | (thin)                   | o  | (go)    |
| th      | (then)                   | oo | (book)  |

1. It's not easy to study.
2. Charles read a good book.
3. "Oh, Suzannah" is a folk song.
4. Samantha went with Elizabeth.
5. Chuck chooses to chew the chocolate chips.
6. The students step up to the school bus stop.
7. Matthew thinks there are thirty-two teeth in his mouth.
8. Laura kept thick books in boxes.
9. Open that pop-top pack of pop, please.
10. Wild flowers will wilt without water.





# TURKISH

## Difficult Sounds



|   |           |         |
|---|-----------|---------|
| b, d, g (tab, bad, bag) final           | <i>th</i> | (then)  |
| k, p, t (cracker, upper, butter) medial | v         | (very)  |
| ng ring                                 | w         | (water) |
| s (stop) initial clusters with s        | a         | (man)   |
| th (thin)                               | e         | (ten)   |

- 
1. Stacy stands still.
  2. Ted had a very good dog.
  3. Stack the packages of butter on the upper shelf.
  4. Hank gets giddy when he drinks.
  5. Get them out of bed at ten.
  6. Where is the white vase kept?
  7. Harold thought these things were theirs.
  8. Why would Martha wear violet to the wedding?
  9. Swimming sends shivers down my spine.
  10. Stop at the stationery store for stamps.







# VIETNAMESE

## Difficult Sounds





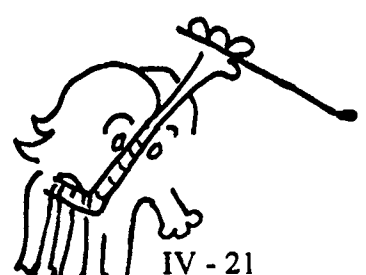
|    |              |           |        |
|----|--------------|-----------|--------|
| ch | (chin)       | <i>ch</i> | (then) |
| d  | (dog)        | <u>a</u>  | (take) |
| l  | (lip)        | a         | (man)  |
| s  | (cats) final | <u>e</u>  | (seen) |
| th | (thin)       | oo        | (boot) |



1. Paid vacations are great.
2. Both boys bought brown boots.
3. This chip dip is rich.
4. Think these things through.
5. Charles checks which cheese I choose.
6. Laura rarely writes letters.
7. Have you seen Ruth's terry cloth towel?
8. Dad does the dirty dishes.
9. Chew the chunks or you will choke.
10. Sue slathers sunscreen on her skin when she sits in the sun.



## General Practice

1. She sells seashells by the seashore. 
2. Peter Piper picked a peck of pickled peppers.
3. How much wood would a woodchuck chuck if a woodchuck could chuck wood?
4. Beth gave me big blue violets.
5. Fish feed at the fourth fathom. 
6. The frozen ice formed floes that flowed forth from the thaw. 
7. Lillian leans lightly against the little ladder.
8. Wayne washed his wrists in the warm running water.
9. Thelma thinks these thing through.
10. Holly held the heavy hose in both hands.
11. The Lincoln Lawn Service sells certified fertilizer.
12. This sink stinks more than you think.
13. Charlie shared chocolate with Sharon. 
14. Heather thinks her thighs are thin.
15. Willie wishes his wrists were thick.
16. Lillian's lilies, so lovely and rare, are grown in the garden you see over there.
17. The fat cat sat at the back of that very hat rack.
18. Martha thoroughly thanked thirty thin weathermen.
19. Open that pack of pop-top pop, please.
20. Queenie's quail quivered quietly in the earthquake. 

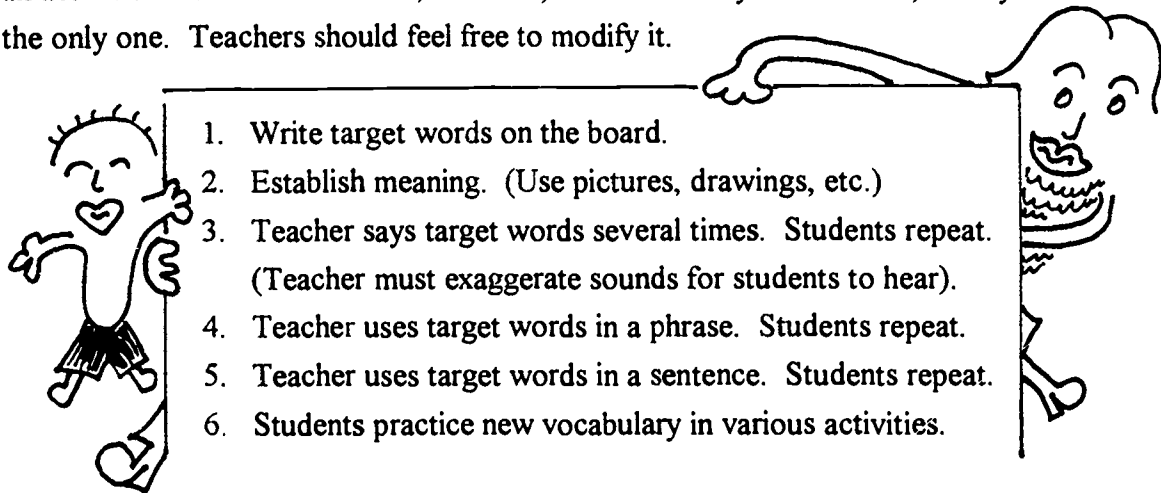
IV - 21

## INTRODUCTION

### PRONUNCIATION ACTIVITIES


The purpose of these pronunciation activities is to provide the ESL teacher with ideas, means, and methods of teaching English in practical, meaningful, and enjoyable ways.

These exercises aim to simplify teaching pronunciation by using a basic method for all activities. It is to be stressed, however, that this is only one method, and by no means the only one. Teachers should feel free to modify it.

- 
1. Write target words on the board.
  2. Establish meaning. (Use pictures, drawings, etc.)
  3. Teacher says target words several times. Students repeat. (Teacher must exaggerate sounds for students to hear).
  4. Teacher uses target words in a phrase. Students repeat.
  5. Teacher uses target words in a sentence. Students repeat.
  6. Students practice new vocabulary in various activities.

There are many variations to the above suggestions. Teachers should use their own judgment to decide how long to stay with any step, how often to spot check and correct, and finally when to stop. It's important not to be in a hurry when introducing new words and phrases and to allow time for the new sounds to sink in. On the other hand, teachers should keep up a good pace. By the time students have finished, they should feel as if they've had a good workout.

And finally, pronunciation activities should be fun. The spontaneous laughter that is created during a pronunciation class makes teaching a joy and learning a pleasure.



## THE ALPHABET




### What Do the Letters Sound Like?

An essential life skill for all ESL students is the ability to say (sound out) the letters of the alphabet. Yet, this activity is often given short shrift by the ESL teacher, who may think that learning the alphabet is "kindergarten stuff" or "too easy." She may even think that once taught, it is quickly learned and remembered. Nothing could be farther from the truth. The alphabet needs drilling, repetition, and practice. The ability to spell one's name and address and be easily understood is a vital skill for all ESL students.



### Description of Activity

- Post the alphabet in large letters around the room.
- Pronounce letters after the teacher.
- Practice only vowels.
- Practice only isolated consonants.
- Students say and spell own name, address.
- Teacher dictates (spells) new words. Students listen and write.
- One student dictates (spells) teacher-generated words: Examples: names of students, cities and countries of origin, etc.



V - 2




## SAY SOMETHING NICE

Students enjoy learning words and phrases that they can use immediately as they struggle to adapt in a new culture. They want to learn common expressions of polite and socially accepted speech. You, as the teacher, will do them an invaluable service by teaching them expressions of kindness, as well as some small talk.


Remember that any new words or phrases will not be learned overnight. It will take "a good listening ear" and much practice to speak and respond in an appropriate manner. Though such phrases seem deceptively easy to us, they are, in fact, very difficult for the foreign student to master.

### Description of Activity

- Make a list of common "polite" expressions.
- A partial list might include:
  - "Thank you, I appreciate it."
  - "How are you; how's it going?"
  - "It's good to see you." "It's good to see you, too."
  - "May I have . . . ." (instead of "Give me.")
  - "I've missed you." "I've missed you, too."
- Practice the same expression for at least a week.
- Don't be surprised if it takes weeks to "get the feel" of any given expression.
- Post these expressions in huge letters around the room.
- Use them during authentic classroom activities when appropriate.




Komapsumnida Oti



## TURNING THE TABLES






In order to get the sense - - the frustration and the joy - - of learning a new language, have the students teach you and the class a simple poem, greeting, or expression in their own languages. Students love it as you struggle to master the sounds and words that roll so magically off their tongues! Further, in order to get the sense of what students are going through, teachers need frequent reminders of how much practice, repetition and diligence is required to learn even the simplest expression correctly. It's not easy! In short, we need to put ourselves in our students' shoes.



### Description of Activity

- Choose a special day - - a holiday or a special occasion to learn about.
- Select one of the better students to "teach" the activity. It can be on the board or on handouts.
- Student-teacher uses the same steps as for other pronunciation activities, identifying key words, speaking slowly and making corrections.
- Class recites poem, greeting, or expression.





## ON THE STREET WHERE YOU LIVE

Students need to be able to give their full home and work addresses in an understandable way. This skill needs to be perfected early, which makes this pronunciation drill very practical. An effective way of presenting this drill is to present the sentence in small segments and to work intensely from the end of the sentence forward. Be sure to move freely about the room and correct where necessary. It may be necessary to explain the U.S. address system.

### Description of Activity

- Write on board: street, road, avenue, lane, boulevard, etc.
- Repeat above after the teacher several times.
- Write street names of students on the board.
- Repeat, for example, "Euclid Avenue."
- Introduce numbers -- 0 to 10 and practice.
- Repeat, "16025 Euclid Avenue."
- Finally, say the whole sentence, "I live at 16025 Euclid Avenue."




## THE ALPHABET GAME

"I went to the store and bought . . . ."

Once students have played the alphabet game, they request it often. They enjoy listening to each other, repeating, as well as the challenge of coming up with a new word. Don't be surprised if they insist on helping each other! This activity is especially useful after studying word groups such as foods, clothing, etc. The repetition provides excellent reinforcement for new vocabulary.

### Description of Activity

- Arrange small groups of six to eight students.
- First student begins, "I went to the store and bought apples."
- Second student repeats, "I went to the store and bought apples and bananas."
- Students continue, in turn, with their letter of the alphabet.





## THE "S" GAME


This variation of the Alphabet Game takes the same letter of the alphabet for all the students. For example, the letter "S" might be chosen, and all items must start with that letter. It becomes challenging for more advanced students especially, as they run out of nouns!


For example:

"I went to the department store and bought shoes."

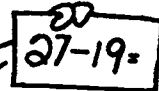
"I went to the department store and bought shoes and a shirt."

"I went to the department store and bought shoes, a shirt, and skis."



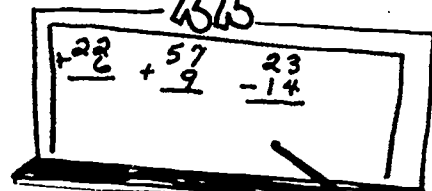


$$\begin{array}{r} \$371.25 \\ - 65.09 \\ \hline \end{array}$$




$$22\% = \square$$

## HOW'S YOUR MATH?



Students enjoy learning new skills as long as they are practical. The study of math terms is essential for daily life. This game provides an opportunity for the practice of new terms, the reinforcement of numbers, and the fun of discovering a partner's birthday.





### Description of Activity

- Write on board, explain, and practice the new vocabulary:

1. Add +
2. Subtract -
3. Multiply x
4. Divide ÷

- Working in pairs, student A gives student B the following instructions:

- Write the number of the month in which you were born.  
(example: January, write the number 1)
- Multiply that number by five ( $5 \times 1 = 5$ ).
- Add seven ( $5 + 7 = 12$ ).
- Multiply by four ( $12 \times 4 = 48$ ).
- Add thirteen ( $48 + 13 = 61$ ).
- Multiply by five ( $61 \times 5 = 305$ ).
- Add the day of your birthday, for example 23 ( $305 + 23 = 328$ ).
- Subtract 205 ( $328 - 205 = 123$ ). Your birthday is 1/23 or January 23.




## "SHIRT, SKIRT, SHORTS"

Tactile learning has long been recognized as a sure-fire way of increasing retention. If you touch something, you're more likely to remember it. Put an object in a student's hands, and you immediately create an almost ideal learning situation. The interest is immediate and learning not easily forgotten.

"Shirt, skirt, and shorts" all sound the same to a beginning student. The "ur" sound in shirt and skirt is difficult for students to master. Any activity which promotes pronunciation practice of common objects is important. Students find "Shirt, Skirt, and shorts" fun and worthwhile.

### Description of Activity

- Bring in as many old skirts, shirts, and shorts to the classroom as you can.
- Identify the objects.
- Have the student hold up the object and say correctly, "This is a shirt." Pass it one to another student. Repeat.
- There are many variations of this game. Play store. "I don't want this shirt. I want a skirt." Practice - "this", "these," singular, plurals, etc.



## THE USE OF PICTURES IN PRONUNCIATION

The use of pictures cannot be overstated as a vital resource for pronunciation drills. Students respond enthusiastically to nearly all pictures because they know immediately what the teacher is talking about. It gives them an important sense of confidence in their second language learning. A Picture is Worth a Thousand Words by Anthony Mollica and Norman Rockwell's paintings are possible rich sources for this purpose and can be used in creative ways.

### Description of Activity

- Put the picture on the wall (the bigger the better).
- Identify basic vocabulary.
- Students repeat basic vocabulary.
- Teacher checks sounds, words, phrases, and sentences.
- Teacher allows students to finish her sentences as she talks about the picture.






## THAT'S MY BIRTHDAY, TOO

This fun birthday game can be used to practice possessive pronouns as well as regular possessives. Students often find it very difficult to say final "s" of possessives. In fact, saying, "my mother's birthday" instead of "my mother birthday" can be a major accomplishment. Remember that all final consonants are voiced, and the "s" in "mother's" is pronounced like a "z."

The teacher should exaggerate and hit those final consonants hard so that students can hear them and finally say them.

### Description of Activity

- Teach target vocabulary:  
birthday, mother's, father's, brother's, sister's, son's, daughter's, etc.  
Pay careful attention to pronunciation.
- Students listen carefully as one student gives the month and day of his birth. (Note: The likelihood of two students sharing a birthday is very high, which creates instant interest.)
- Student one says, "My birthday is January 20."
- Teacher or a student responds, "Really? My daughter's birthday is January 23."
- Continue until each student has told his birthday.




## SONGS, POEMS, AND RHYMES

Songs, poems, and rhymes are an excellent way to teach the rhythm, stress, and intonation of a language which are essential in transmitting meaning. If the accent (the phrasing) of a sentence is wrong, the student will not be understood even though he can say the word in isolation. It's important for the student to understand that English is spoken in phrases, that there are important pauses, and that certain syllables are accented quite strongly. In addition, some vowels and syllables are obscured (reduced) as they are spoken.

There is nothing better to accomplish this purpose than the inclusion of simple songs, poems, and rhymes as part of the curriculum. Traditional nursery rhymes are an excellent source of material.

### Description of Activity

- Students copy poem off the board.
  - Teacher identifies necessary vocabulary.
  - Teacher reads slowly and accents strongly.
- Teacher and students read together in normal English. Some students may want to memorize it.



## "THERE WAS AN OLD LADY"

This particular poem covers a great deal of ground in teaching good pronunciation. It shows how words are linked together, vowels reduced, and sentence structure kept intact as it tells a humorous story. Beginning students like it because the beat is strong and the story line repetitive. Advanced students like learning the new vocabulary and even enjoy memorizing all or part of the whole poem!

### Description of Activity

- Identify vocabulary.
- Go over each verse several times.
- Teacher speaks; students repeat.
- Divide class into groups, each saying one verse, or alternate men and women speaking.
- Bring one group in front of class to recite it.



## "THERE WAS AN OLD LADY"



There was an old lady who swallowed a fly.  
I don't know why she swallowed a fly.  
Perhaps she'll die.

There was an old lady who swallowed a spider.  
It wiggled and wiggled and jiggled inside her.

She swallowed the spider to catch the fly.  
I don't know why she swallowed the fly.  
Perhaps she'll die.

There was an old lady who swallowed a bird.  
Have you heard, she swallowed a bird.

She swallowed the bird to catch the spider.  
She swallowed the spider to catch the fly.  
I don't know why she swallowed the fly.  
Perhaps she'll die.

There was an old lady who swallowed a cat.  
Imagine that! She swallowed a cat.

She swallowed the cat to catch the bird.  
She swallowed the bird to catch the spider.  
She swallowed the spider to catch the fly.  
I don't know why she swallowed the fly.  
Perhaps she'll die.



There was an old lady who swallowed a dog.  
She swallowed a dog as big as a hog.

She swallowed the dog to catch the cat.  
She swallowed the cat to catch the bird.  
She swallowed the bird to catch the spider.  
She swallowed the spider to catch the fly.  
I don't know why she swallowed the fly.  
Perhaps she'll die.

There was an old lady who swallowed a cow.  
I don't know how she swallowed a cow.

She swallowed the cow to catch the dog.  
She swallowed the dog to catch the cat.  
She swallowed the cat to catch the bird.  
She swallowed the bird to catch the spider.  
She swallowed the spider to catch the fly.  
I don't know why she swallowed the fly.  
Perhaps she'll die.


There was an old lady who swallowed a horse.  
She died, of course!







Another View of Linguistics



## BIBLIOGRAPHY AND SELECTED READING MATERIAL

- Avery, Peter and Ehrlich, Susan  
*Teaching American English Pronunciation.*  
Oxford University Press. Oxford, England, 1992.
- Barker, Ann and Goldstein, Sharon  
*Pronunciation Pairs-An Introductory Course for Students of English.*  
Cambridge University Press. Cambridge, England, 1993.
- Carver, Craig M.  
*American Regional Dialects - A Word Geography.*  
The University of Michigan Press. Ann Arbor, Michigan, 1989.
- Christison, Mary Ann and Bassano, Sharon  
*Look Who's Talking!*  
Alemany Press and Regent/Prentice Hall. Englewood Cliffs, New Jersey, 1987.
- Clarey, M. Elizabeth and Dixson, Robert J.  
*Pronunciation Exercises in English.*  
Regents/Prentice Hall. Englewood Cliffs, New Jersey, 1963.
- Crystal, David  
*The Cambridge Encyclopedia of Language.*  
Cambridge University Press. Cambridge, England, 1992.
- Donaldson, Judy P.  
*Transcultural Picture Word List: For Teaching English to Children From Any of Twenty-one Language Backgrounds.*  
Learning Publications, Inc. Holmes, Florida, 1980.
- Donaldson, Judy P.  
*Transcultural Picture Word List, Volume II - For Teaching English to Children From Any of Twelve Language Backgrounds.*  
Learning Publications, Inc. Holmes, Florida, 1983.
- Hands Schuh, Jeanne and Simounet de Geigel, Alma  
*Improving Oral Communication - A Pronunciation Oral-Communication Manual.*  
Regents/Prentice Hall. Englewood Cliffs, New Jersey, 1985.
- Heyer, Sandra  
*Picture Stories for Beginning Communication.*  
Regents/Prentice Hall. Englewood Cliffs, New Jersey, 1989.
- Kenworthy, Joanne  
*Teaching English Pronunciation.*  
*Longman Handbooks for Language Teachers*  
Longman Publishing. New York, 1993.

Lado, Robert Fries; Fries, Charles C.; Robinett, Betty Wallace and the Staff of the English Language Institute.

*English Pronunciation - Exercises in Sound Segments, Intonation, and Rhythm.*

The University of Michigan Press. Ann Arbor, Michigan, 1992.

Lujan, Beverly A., M.S.

*The American Accent Guide - A Course on the Sound System of American English.*

Lingual Arts, Inc. Salt Lake City, Utah, 1991.

Morley, Joan

*Intensive Consonant Pronunciation Practice*

The University of Michigan Press. Ann Arbor, Michigan, 1992.

Morley, Joan

*Improving Spoken English.*

The University of Michigan Press. Ann Arbor, Michigan, 1979.

Nilsen, Don L.F. and Nilsen, Alleen Pace

*Pronunciation Contrasts in English.*

Regents/Prentice Hall. Englewood Cliffs, New Jersey, 1973.

Orion, Gertrude F.

*Pronouncing American English - Sound, Stress, and Intonation*

Heinle & Heinle. Boston, Massachusetts, 1988.

Richards, Jack C.; Platt, John; Platt, Heidi

*Longman Dictionary of Language Teaching and Applied Linguistics.*

Longman. Essex, England, 1992.

Trager, Edith Crowell and Henderson, Sara Cook

*PD's - Pronunciation Drills for Learners of English.*

Regents/Prentice Hall. Englewood Cliffs, New Jersey, 1983.

Urano, Munetsugu and Rost, Michael

*Basics in Listening - Short Tasks for Listening Development.*

Longman. New York, New York, 1985.

Weinstein, Nina

*Whaddaya Say?*

Regents/Prentice Hall. Englewood Cliffs, New Jersey, 1982.

Weinstein, Nina

*Whattaya Hear? - Listening Strategies and Culture Through American Jokes.*

Delta Systems, Inc. Dundee, Illinois, 1989.

Yorkey, Richard

*Talk-A-Tivities - Problem Solving and Puzzles for Pairs.*

Addison-Wesley Publishing Co. Reading, MA, 1985.