

DOCUMENT RESUME

ED 392 306

FL 801 066

TITLE Aprendamos juntos: Cuaderno de trabajo. Primera parte
 (Let's Learn Together: Workbook. Part One).

INSTITUTION Instituto Nacional para la Educacion de los Adultos,
 Mexico City (Mexico).

REPORT NO ISBN-968-80-0087-6

PUB DATE [85]

NOTE 573p.; For a related series, see FL 801 047-065.

PUB TYPE Guides - Classroom Use - Instructional Materials (For
 Learner) (051)

LANGUAGE Spanish

EDRS PRICE MF02/PC23 Plus Postage.

DESCRIPTORS Adult Basic Education; Adult Literacy; Course
 Content; Foreign Countries; *Independent Study;
 Instructional Materials; Native Language Instruction;
 Skill Development; *Spanish Speaking; *Vocabulary
 Development; Writing Skills

IDENTIFIERS *Mexico

ABSTRACT

This workbook is part of a Mexican series of instructional materials designed for Spanish speaking adults who are in the process of becoming literate or have recently become literate in their native language. This workbook focuses on teaching initial sounds and letters and moves on to simple words and sentences. The unit on mathematics goes over simple numeracy. The workbook units are organized around Spanish vowels and sounds in common spanish words, such as pinata, tortilla, and casa. (Adjunct ERIC Clearinghouse for ESL Literacy Education) (CK)

* Reproductions supplied by EDRS are the best that can be made *
* from the original document. *

Aprendamos juntos

Cuaderno de trabajo
Primera parte

PERMISSION TO REPRODUCE THIS
MATERIAL HAS BEEN GRANTED BY

Mrs. Sander
Soler

TO THE EDUCATIONAL RESOURCES
INFORMATION CENTER (ERIC)

U.S. DEPARTMENT OF EDUCATION
Office of Educational Resources and Improvement
EDUCATIONAL RESOURCES INFORMATION
CENTER (ERIC)

This document has been reproduced as
received from the person or organization
originating it

Minor changes have been made to
improve reproduction quality

Points of view or opinions stated in this
document do not necessarily represent
those of the Department of Education



BEST COPY AVAILABLE

Instituto Nacional para la Educación de los Adultos

100

3

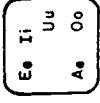
cuaderno de trabajo

primera parte

ISBN 968-80-0087-6

Indice

a e i o u



pala



piñata



vacuna



casa



medicina



basura



tortilla



leche



matemáticas



Ee

Ii

Uu


Aa

Oo

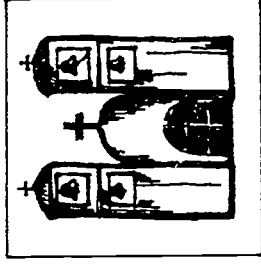
aeiou




ajo



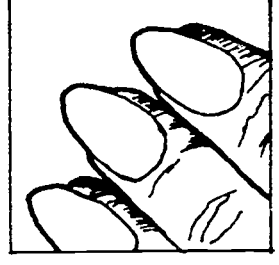
elote



iglesia



ojos



uñas



escriba

Handwriting practice row for the letter 'd'. It consists of three horizontal lines. The middle line contains a series of dashed 'd' characters for tracing. The first 'd' is solid and includes a small arrow indicating the starting point and direction of the stroke.

Handwriting practice row for the letter 'd'. It consists of three horizontal lines. The middle line contains a single solid 'd' character with a small arrow indicating the starting point and direction of the stroke.

Handwriting practice row for the letter 'e'. It consists of three horizontal lines. The middle line contains a series of dashed 'e' characters for tracing. The first 'e' is solid and includes a small arrow indicating the starting point and direction of the stroke.

Handwriting practice row for the letter 'e'. It consists of three horizontal lines. The middle line contains a single solid 'e' character with a small arrow indicating the starting point and direction of the stroke.

Handwriting practice row for the letter 'i'. It consists of three horizontal lines. The middle line contains a series of dashed 'i' characters for tracing. The first 'i' is solid and includes a small arrow indicating the starting point and direction of the stroke.

Handwriting practice row for the letter 'i'. It consists of three horizontal lines. The middle line contains a single solid 'i' character with a small arrow indicating the starting point and direction of the stroke.



escriba

o o o o o o o o o o

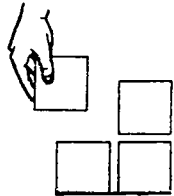
o

u u u u u u u u u u

u

a e i o u a e i o u

a e i o u



complete

a e i o u

a i u

e o

a i


e u

o




Adela

Aa




Emilio

Ee




Imelda

Ii



Otilia

Oo



Ulises

Uu





escriba

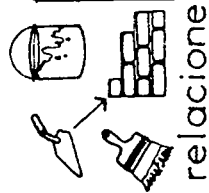
Handwriting practice for uppercase letter A. The first row shows a solid 'A' with numbered arrows indicating stroke order: 1 for the left diagonal, 2 for the right diagonal, and 3 for the horizontal crossbar. The second and third rows show dashed 'A's for tracing. The fourth row is blank for independent practice.

Handwriting practice for uppercase letter H. The first row shows a solid 'H' with numbered arrows indicating stroke order: 1 for the left vertical stroke, 2 for the right vertical stroke, and 3 for the horizontal crossbar. The second and third rows show dashed 'H's for tracing. The fourth row is blank for independent practice.

Handwriting practice for uppercase letter I. The first row shows a solid 'I' with numbered arrows indicating stroke order: 1 for the vertical stroke and 2 for the horizontal crossbar. The second and third rows show dashed 'I's for tracing. The fourth row is blank for independent practice.

Handwriting practice for uppercase letter O. The first row shows a solid 'O' with a numbered arrow indicating the counter-clockwise circular stroke. The second and third rows show dashed 'O's for tracing. The fourth row is blank for independent practice.

Handwriting practice for uppercase letter U. The first row shows a solid 'U' with a numbered arrow indicating the counter-clockwise stroke. The second and third rows show dashed 'U's for tracing. The fourth row is blank for independent practice.




a o e u i

E A O I U


(A curved arrow points from the lowercase 'a' to the uppercase 'A')



complete



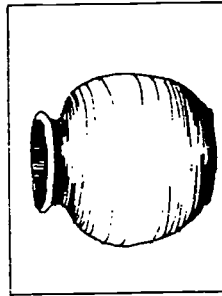
_retes




_lefante



_guana



_lla




_vas

Evaluación
Vocales


Nombre _____
Domicilio _____
Municipio _____
Nombre del visitador _____

Localidad _____
Estado _____
27





pala



pa

la

o a e i o u
o o o o u

pa pa

pe pi po

po pu

pe pe



escriba

Handwriting practice box for the word "pala". The word is written in a cursive style on a four-line grid. The letters 'p', 'a', and 'l' are solid, while the second 'a' is dashed for tracing. Arrows indicate the stroke direction for the solid letters.


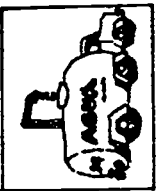
Handwriting practice box for the word "pele". The word is written in a cursive style on a four-line grid. The letters 'p', 'e', and 'l' are solid, while the second 'e' is dashed for tracing. Arrows indicate the stroke direction for the solid letters.

Handwriting practice box for the word "pila". The word is written in a cursive style on a four-line grid. The letters 'p', 'i', and 'l' are solid, while the 'a' is dashed for tracing. Arrows indicate the stroke direction for the solid letters.

Handwriting practice box for the word "poco". The word is written in a cursive style on a four-line grid. The letters 'p', 'o', and 'c' are solid, while the second 'o' is dashed for tracing. Arrows indicate the stroke direction for the solid letters.

Handwriting practice box for the word "pala". The word is written in a cursive style on a four-line grid. The letters 'p', 'a', and 'l' are solid, while the second 'a' is dashed for tracing. Arrows indicate the stroke direction for the solid letters.




	papa		pipa
---	------	---	------

pa	pa	pi
pa	pi	pa



lea



□	□
□	□

complete


pipa	pipa
------	------



escriba

papa	papa
------	------

pala



pa

la

a e i o u

la

le

li

lo

lu



escriba

Handwriting practice for the letter 'a'. The first row shows a solid lowercase 'a' with arrows indicating the stroke direction: a vertical line down on the left, a counter-clockwise circle starting from the top, and a vertical line down on the right. The second row shows a dashed lowercase 'a' for tracing. The third row is blank for independent practice.

Handwriting practice for the letter 'e'. The first row shows a solid lowercase 'e' with arrows indicating the stroke direction: a vertical line down on the left, a counter-clockwise circle starting from the top, and a vertical line down on the right. The second row shows a dashed lowercase 'e' for tracing. The third row is blank for independent practice.

Handwriting practice for the letter 'i'. The first row shows a solid lowercase 'i' with arrows indicating the stroke direction: a vertical line down on the left, a vertical line down on the right, and a dot above the right line. The second row shows a dashed lowercase 'i' for tracing. The third row is blank for independent practice.

Handwriting practice for the letter 'o'. The first row shows a solid lowercase 'o' with arrows indicating the stroke direction: a vertical line down on the left, a counter-clockwise circle starting from the top, and a vertical line down on the right. The second row shows a dashed lowercase 'o' for tracing. The third row is blank for independent practice.

Handwriting practice for the letter 'u'. The first row shows a solid lowercase 'u' with arrows indicating the stroke direction: a vertical line down on the left, a curve starting from the top, dipping down, and then curving back up to the right. The second row shows a dashed lowercase 'u' for tracing. The third row is blank for independent practice.





o e . o u
o e . o u
o e . o u

pe lo }
pa la }
pe la }
pi la }

40

o e . o u
o e . o u

pe lo }
pa la }
pe la }
pi la }

41



pa pa

papa

lu pa

lupa

pa la pa

palapa



escriba

papa

papa

papa

papa



escriba

pele pele

pele

pila pila

pila

pele pele

pele

palapa palapa



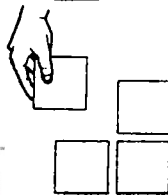
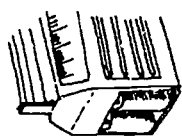
o o l o

o i

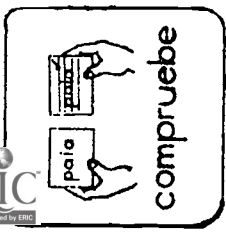
o o

o e

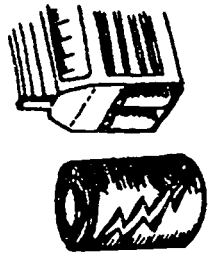
o o



complete



pala



pila



pala



pelo



papa

lu pe
pe pe



Lupe
Pepe

Lupe Lola
Pepe Polo

L l
P p

Lola Lola

lola

Pepe Pepe

pepe
pe pe





observe
y



lea



escriba

papa
pulelo
puli
pelale
papalo

papá
púlelo
pulí
pelale
papalo

papa

papá

papalo

papalo



La pala.

la La

La papa.

El pelo.

el El

El palo.

Al pelo.

al Al

Al papá.



La papa. La papa.

La papa.

El palo. El palo.

El palo.

Al pelo. Al pelo.


Al pelo.

lea

y



complete



La

El

pelo.

El

pila.


palo.

papa.

pala.

papá.

palapa.



EI

La

El

pelo.

La

pila.

El

palo.

La

papa.

La

pala.

El

papá.

La

palapa.



lea

i y

Lupe y Lalo.

Pepe y Lola.



escriba

Blank handwriting practice lines with a pencil icon at the bottom left.



complete

Pepe y Lalo.

Polo Lola.

La pala el palo.



lea

Lalo pule la pala.
Lupe peló la papa.

El pelo.

lea
y



escriba


La pala y el palo.

Lupe peló la papa.




pa pa

la




lu lo

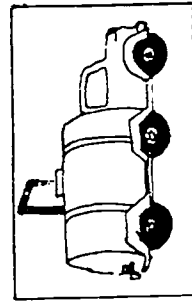


pa

li la



pu pu



pi

Evaluación de la palabra pala

u. 66

Nombre
Domicilio
Municipio
Nombre del visitante

Localidad
Estado




observe

y



escriba






00 70

71

31

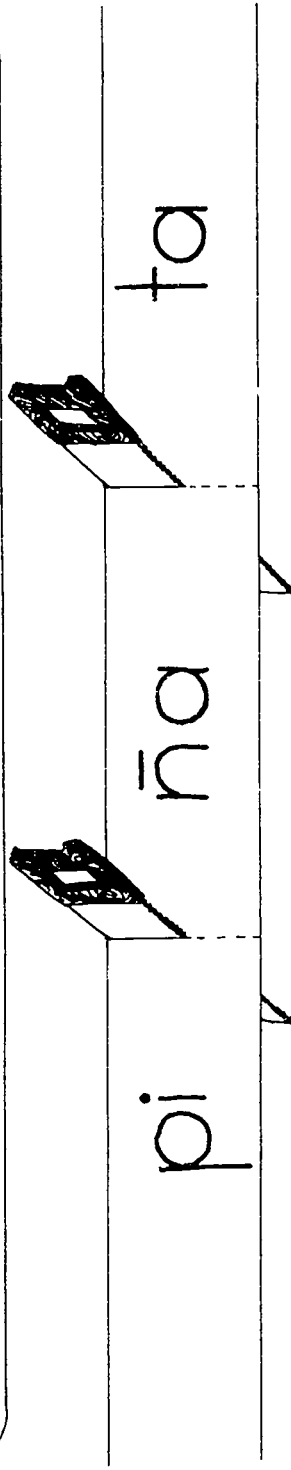


piñata

leo



piñata



pi

ñā

ta

pa pe pi po pu

na ne ni no nu

ta te ti to tu

lea

pi ña

piña

pa to

pato

pu ño

puño

pi ña ta

piñata



escriba

piña piña

piña

pato

pato

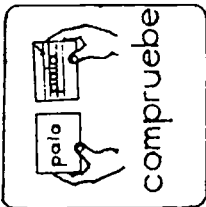


escriba

ta pa
pe ña
to pe
pa ta
te la
e lo te
a ña
pa pa lo te

tapa





ta pa

pe ña

to pe

pa ta

te la

e lo te

a ña

pa pa lo te

tapa

peña

tope

pata

tela

elote

año

papalote

lea
y



escriba

El

La

tela

La tela.

leña

lote

tele


pelota

atole

pelea

piñata





El

La

tela

La

tela.

leña

La

leña.

lote

El

lote.

tele

La

tele.

pelota

La

pelota.

atole

El

atole.

pelea

La

pelea.

piñata

La

piñata.

lea



observe



escriba



Otilia y Toño

O o T t

Otilia Otilia

Otilia

Toño Toño

Toño

80

lea



observe



escriba

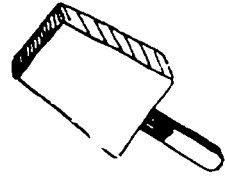


na ne ni no nu

o e i o u


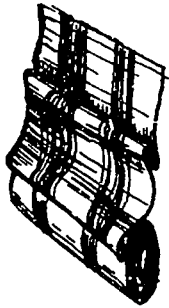
hi lo } hilo
hu le } hule

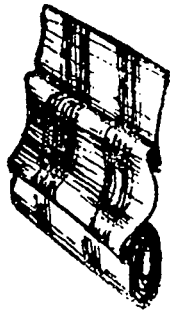
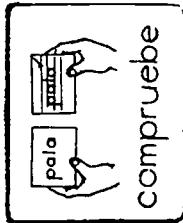
hilo hilo

hule hule



tela





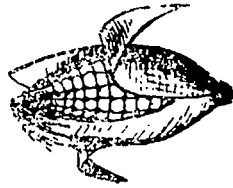
tela



piña




pelota




elote



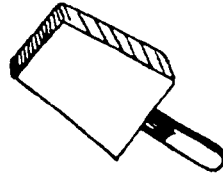
tele



hilo



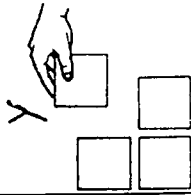
piñata



paleta



observe



complete

tela

pelota

elote

pelo

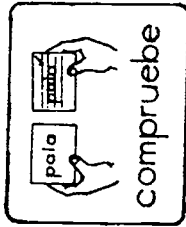
El hilo y la tela.

Lalo patea la _____.

Lupe pela el _____.

La pañoleta te tapa el _____.





tela

pelota

elote

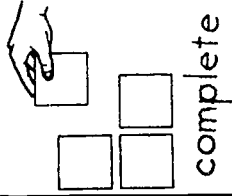
pebo

El hilo y la tela.

Lalo patea la pelota.

Lupe pela el elote.

La pañoleta te tapa el pebo.



Tu

Tu tele.

___ paleta.

___ pañuelo.

___ tía tiñe la tela.

Lalo pateó ___ pelota al lote.

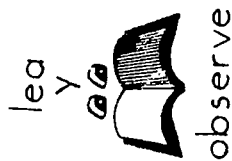


ley
hoy
hay

y	i
ho	o
ha	a

La ley.
Hay atole.
Toño pelea hoy.

H h





escriba


Hay atole.

Toño pelea hoy.

La pañoleta te tapa el pelo.







no nu

paleta

ti te

papalo

pi po

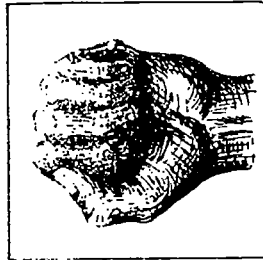
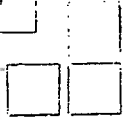
na

pu pe

no


Evaluación de la palabra piñata 100	Nombre _____
	Domicilio _____
	Municipio _____
	Nombre del visitador _____

Localidad _____
Estado _____



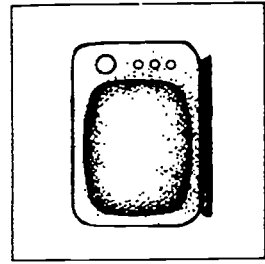
pulo

puño



pañuelo


piñata



tele

tela





111

110

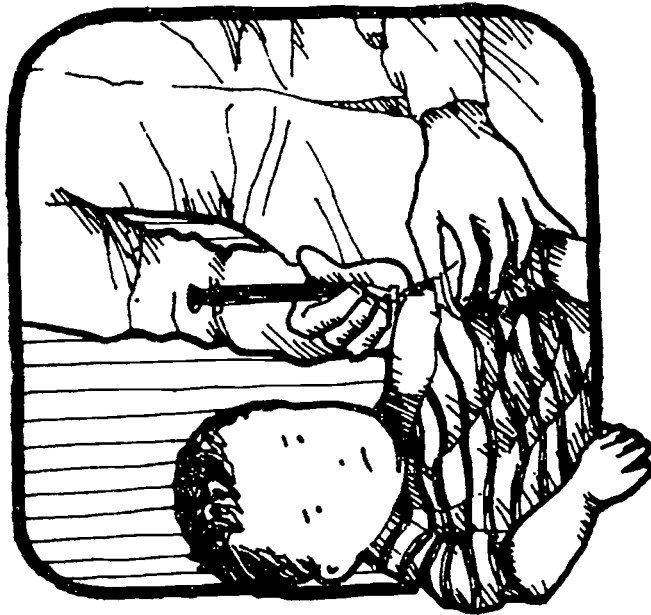


observe

y



escriba




vacuna

113

112

lea



vacuna

va

cu

na

va

ve

vi

vo

vu

ca

que

qui

co

cu

na

ne

ni

no

nu

vaca

nuca

vino

cuna

vivo

canica



escriba

VACA VACA

VINO VINO

CANICA CANICA

VACUNA VACUNA



cana

to

pi

la

to

na

co

co

na

que

vo

na

ve

vi

qui

vo

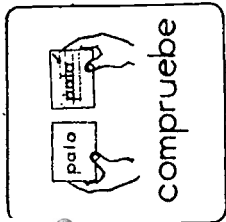
ta

la

no

to

complete



cana

toco

pico

lana

toque

na

co

co

na

que

yoto

nata

vela

vino

quito

lea

y



complete



escriba

Ella

La copa. _____ taco.

_____ caña. _____ luna.

_____ vela. _____ niño.

_____ canela. _____ novela.

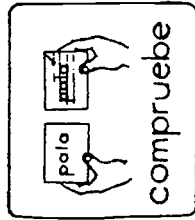
El equipo. _____ canoa.

_____ tequila. _____ quelite.

quelite

equipo





El La

La copa. El taco.

La caña. La luna.

La vela. El niño.

La canela. La novela.

El equipo. La canoa.

El tequila. El quelite.



va
ve
vi
vo
vu

vaca

vela

vino

vena

vacuna

novela

huevo

ba
be
bi
bo
bu

bala

boca

nube

boleto

tabaco

cubeta

tabique





escriba

bala bala

boca boca

tabique tabique

huevo huevo



bala

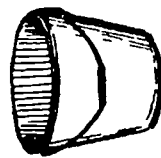
vaca




la



nu



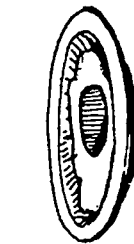
cu ta



no



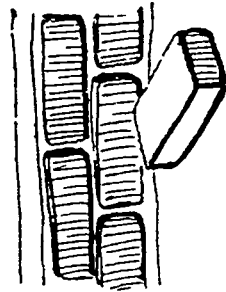
ca



hue

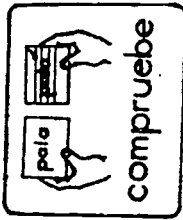


cuna



ta que





bala




vaca




vela



nube



cubeta



vino



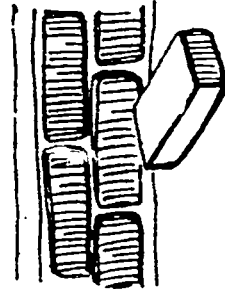
baca



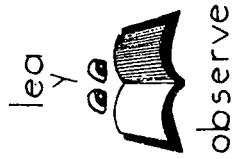
huevo



vacuna



tabique



Eva y Cuca.
Beto y Quique.
Natalia y Viviana.
Otilia Nava.



E e C c

B b Q q

N n V v

Cuca Cuca

Viviana Viviana

Natalia Natalia



Quique Quique

Beto Beto

Ana tuvo un niño.

Queta lee una novela.

Un boleto.

nu
un

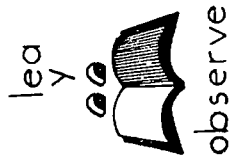
Uu



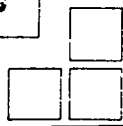
escriba

68

Un boleto. Un boleto.



lea
y



complete



Un Una

Una cubeta. _____ bala.

Un boleto. _____ niña.

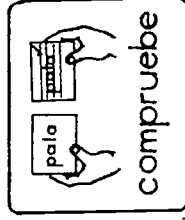
_____ vela. _____ bote.

_____ vaca. _____ nube.

_____ niño. _____ tabique.

_____ novela. _____ vacuna.

_____ nabo. _____ huevo.



Un Una

Una cubeta. Una bala.

Un boleto. Una niña.

Una vela. Un bote.

Una vaca. Una nube.

Un niño. Un tabique.

Una novela. Una vacuna.

Un nabo. Un huevo.



toño

ana

queta

benito

cuca

pati

elena

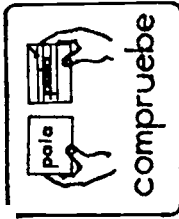
natalia

lalo

viviana

Toño





toño

Toño

ana

Ana

queta

Queta

benito

Benito

cuca

Cuca

pati

Pati

elena

Elena

natalia

Natalia

lalo

Lalo

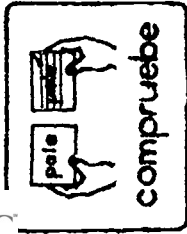
viviana

Viviana



I O E A U
 e a u o i

p r b q h
 m I a Z O



I O E A U
e a u o i

p r b d h
B I A N Z O



complete

ne
en

Benito vive en Toluca.

Pepe vivía ___ Tacuba.

Cuca pone la cubeta ___ el patio.

El niño no cabe ___ la tina.



lea



complete

a

Voy a Tula.

Elena va a Tepito.

Lalo vino a pie.

Cata baña a la bebida.

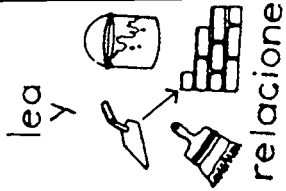
al

Pepe va al baño.

Voy a pan.

Unete al equipo.

Quico pone al niño en la cuna.




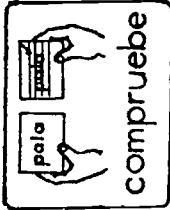
Paco bebe tequila.

Elena baña al niño en la tina.

Catalina ve una telenovela.

Beto lleva al equipo Toluca.





Paco bebe tequila.

Elena baña al niño en la tina.

Catalina ve una telenovela.

Beto le va al equipo Toluca.



lea

Natalia tiene un niño y una niña.
Al niño le toca la vacuna.

lea
y

escriba

Quique viene hoy a la piñata.

Quique

El atole no tiene canela.

A Lalo no le tocó boleteo.

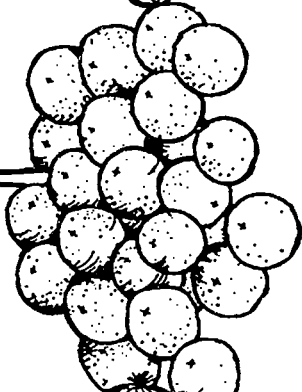


observe

\$20.00
KILO



\$10.00
KILO



\$25.00
KILO



kilo

A \$10.00 el kilo.

lea



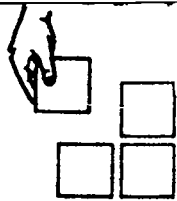
escriba

kilo kilo

80

160

161




complete

\$25.⁰⁰/_{Kg.}



La papa vale _____ el _____.

\$8.⁰⁰/_{Kg.}



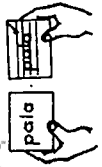
La piña vale _____ el _____.

\$30.⁰⁰/_{Kg.}




El huevo vale _____ el _____.





compruebe

\$25.⁰⁰/_{Kg.}La papa vale \$25.⁰⁰ el kilo.\$8.⁰⁰/_{Kg.}La piña vale \$8.⁰⁰ el kilo.\$30.⁰⁰/_{Kg.}El huevo vale \$30.⁰⁰ el kilo.



cu	co	va	vi	qui	que	bi	bo
----	----	----	----	-----	-----	----	----

Qui__beta

ta__ca

tabi__no

be__ta__leto

Qui__

ta__

tabi__

be__ta

Evaluación de la palabra vacuna

Nombre
Domicilio
Municipio
Nombre del visitador

Localidad
Estado



complete

va baile kilo novela en

Cuca lee una _____.

Paco _____ a Toluca.

Toño vive _____ Acaponeta.

Voy al _____.

A \$10⁰⁰ el _____.





observe

y



escriba





coisa

leo

casa



ca

sa

ca
que
qui
co
cu

sa
se
si
so
su

cosa
seco
quise


saco
queso
Susi

lea


y



observe



saco



Susi

Ss



escriba

saco saco

saco

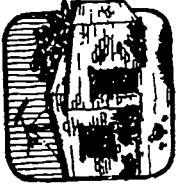
casa casa

casa

queso queso

queso

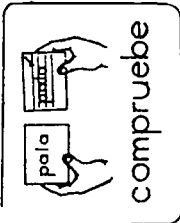
Susi 176



sa po | a
sapa

pa pe | a sa
sopa solda

pe va pi be pa
so
peso



sa → po
la →


sapo
sola

so → pa
pe →
la →
sa →


sopa
sope
sola
sosa

pe → va → pi → be → pa → so

peso
vaso
piso
beso
paso



Su casa





dibuja

y



escriba

casa

ca

sa

sa

se

si

so

su

ce

ci

se

si

seso

asilo

Susi

pase

Sinaloa

base

ce

ci

cena

cacique

cocina

Celia

cine

vecino¹⁸⁵

ce ci

cena

 ne


na

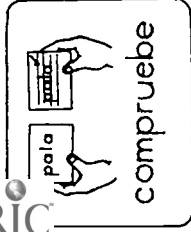
Ce

ha

ce na

Celina la cena.





ce ci

cena cena

cine cine

nace nace

Ceci Ceci

hace hace

cecina cecina

Celina hace la cena.

cocina

lea

y



escriba

Cecilia va a la Conasupo.


Cecilia

Beto no tiene ni un peso.

Sonia visita a su vecina.

Lucila hace la sopa.

Cenobio conoce Sinaloa.



lea

casa

ca

sa

sa

se

si

so

su

ce

ci

za

ze

zi

zo

zu

zapato

faz

Zapata

zopilote
cazuela pozo

Z z



escriba

cazuela

cazuela

Zapata


Zapata

complete



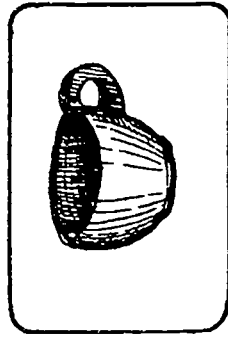
—pato

po__




—pata

ta__



—pilote

ca__la

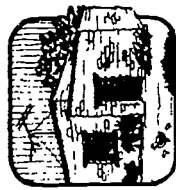


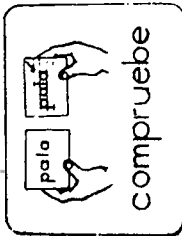
La _____ tiene pozole.

La _____ tiene atole.

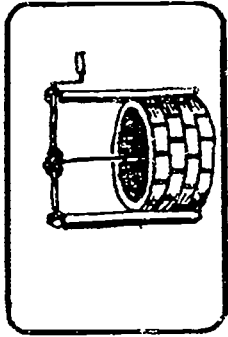
El _____ voló

complete





zapato




pozo



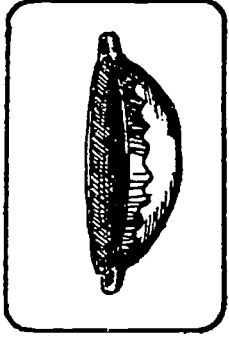
Zapata



taza



zopilote



cazuela

La cazuela tiene pozole.

La taza tiene atole.

El zopilote voló.

lea



clasifique

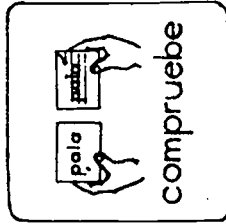
Celia
zapato
cacique
sopa
cocina
sapo

Zoila
vaso
zopilote
zapote
peso
pozo

Sonia
cecina
cazuela
hocico
palacio
seso

s	ce ci	z
seso	cocina	zapato
198		





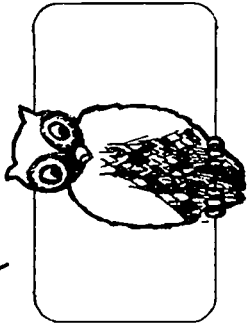
s	ce ci	z
seso	cocina	zapato
sopa	Celia	Zoila
sapo	cacique	zapote
vaso	cecina	zopilote
peso	palacio	pozo
Sonia	hocico	cazuela

lea
y




observe

¿Qué es?

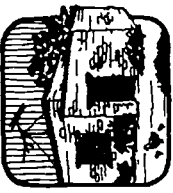


Es un tecolote.

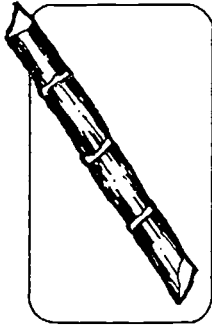
¿Qué es?



Es una escoba.




¿Qué es esto?



Esto es una caña.

¿Qué es eso?



Eso es un silo.

¿Qué es?



escriba

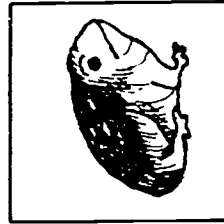

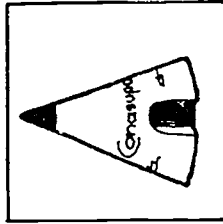

¿Qué es?



escriba

y


lea



¿Qué es?


Es un peso.

Four horizontal lines for writing answers.



¿Qué lazó Cenobio?

Una vaca.




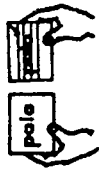
¿Qué señala Paco?




¿Qué tiene el niño en la

boca? _____






compruebe




Una vaca.



Un pozo.



Una paleta.



complete

Este

Esta



Este vaso tiene tequila.
_____ atole está espeso.
_____ sopa tiene epazote.
_____ cazuela está sucia.
_____ pozole está picoso.

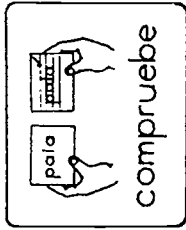
leo



Leticia se casó hace poco.
Toño cazó un pato.

211

210



Este

Esta

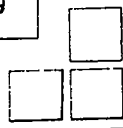
Este vaso tiene tequila.

Este atole está espeso.

Esta sopa tiene epazote.

Esta cazuela está sucia.

Este pozole está picoso.



complete

sueño

celoso

escuela

escaso

escobeta

El huevo está escaso.

La niña tiene _____.

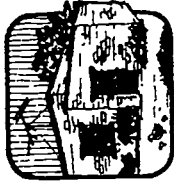
Toño va a la _____.

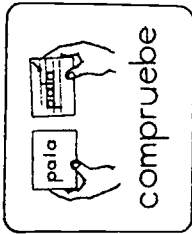
La _____ está en la cocina.

Leticia es bonita. Su novio

es _____.

215





sueño

celoso

escuela

escaso

escobeta

El huevo está escaso.


La niña tiene sueño.

Toño va a la escuela.

La escobeta está en la cocina.

Leticia es bonita. Su novio
es celoso.

lea



Celia vive en la casita que le hizo su esposo. Su casa tiene cocina, baño y un patio pequeño.

Hace un año nació su niña. Le puso Lucía.



escriba

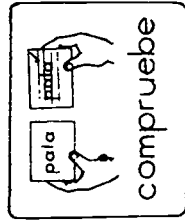
si	no
----	----

Celia vive en la casa que hizo su tío. no

La casa tiene cocina, baño y patio.

La niña nació hace un año.

Celia le puso Susana a la niña.



si no

Celia vive en la casa que
hizo su tío.

no

La casa tiene cocina, baño
y patio.


si

La niña nació hace un año.


si


Celia le puso Susana a la
niña.

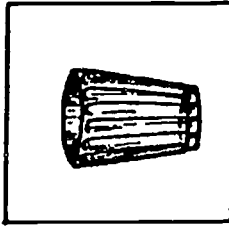
no




¿Qué es?









Evaluación
de la palabra
casa 222

Nombre _____
Domicilio _____ Localidad _____
Municipio _____ Estado _____
Nombre del visitador _____



lea

La Conasupo está en la esquina.

Beto le puso una paliza a Lalo.

Hoy pasa una película en la tele.



escriba

si no

La Conasupo está en
tu casa.

Beto le puso un saco
a Lalo.


En la tele pasa una
película hoy.



medicina

lea

medicina



me

di

ci

na

ma

me

mi

mo

mu

da

de

di

do

du

sa

se

si

so

su

ce

ci

na

ne

ni

no

nu

mano

sonido

dominó

moneda

masa

docena

nudo

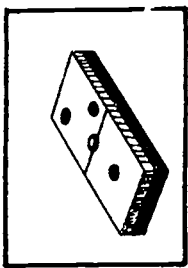
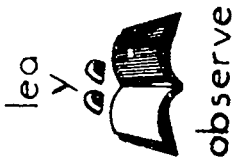
dedo

medida

mesa

misa

Memo

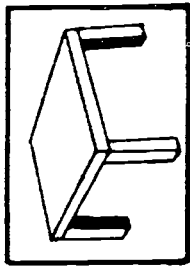


dominó



Domitila

Dd



mesa



Memo

Mm

dominó dominó

Domitila Domitila

mesa mesa

Memo Memo

ni da lo mu

do

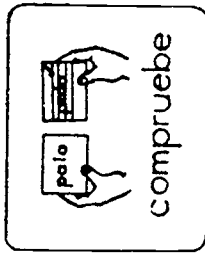
nido

du mo bo vi

da

_____ vida





nido
dado
lodo
mudo

duda
moda
boda
vida



complete

mi

ma

mu

mo

me

comida

comida

ca__no

to__te

po__da

__ñeca


__leta

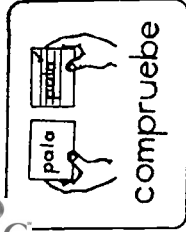
palo__

__dico

li__nada

co__ta





mi

ma

mu

mo

me

comida

camino

tomate

pomada

muñeca

maleta

muleta

paloma

médico

limonada

cometa




observe



y



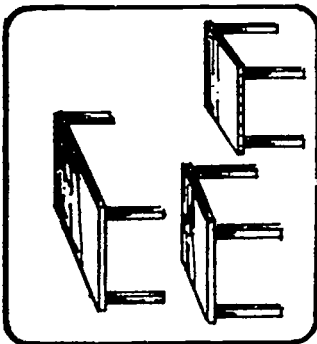
escriba





La mesa



240



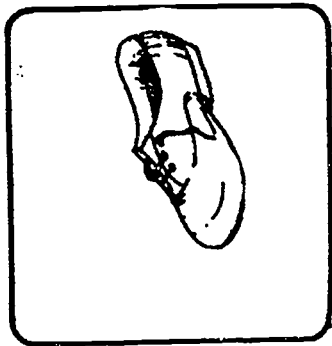
Las mesas



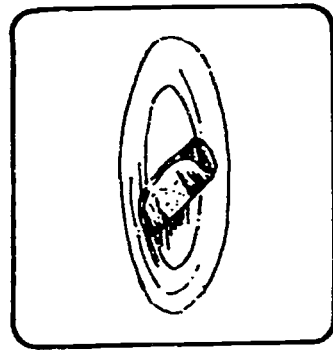

241





123

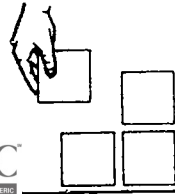


El zapato



Los zapatos





complete

de

Me tomé un vaso _____ limonada.

Susana hace sopa _____ coditos.

El niño _____ Ema está malo _____ tos.

lea


y

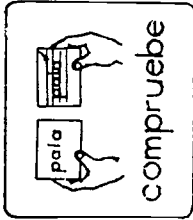
con este

1. ¿Qué me tomé? Un vaso de limonada.

2. ¿De qué es la sopa? _____

3. ¿De qué está malo el niño? _____





de

Me tomé un vaso de limonada.

Susana hace sopa de coditos.

El niño de Ema está malo de tos.

1. ¿Qué me tomé? Un vaso de limonada.

2. ¿De qué es la sopa? De coditos.

3. ¿De qué está malo el niño? De tos.



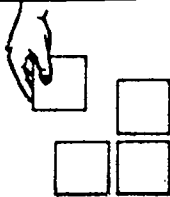
observe

1. Micaela hace atole de canela.

canela

2. Micaela hace atole de maizena.

maizena

~~tomate~~

complete

1. La casa es de _____

adobe


2. La casa es de _____

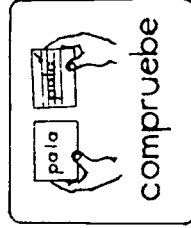
semana

3. La casa es de _____

lámina

tabique





1. La casa es de adobe.

2. La casa es de lámina.

3. La casa es de tabique.



Adela

tamales

hace

Adela hace tamales.

Manolo

tabiques

hace

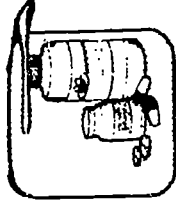
casa

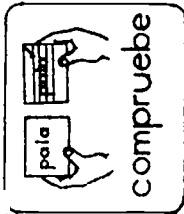
la

es

adobe

de





Adela

tamales

hace

Adela hace tamales.

Manolo

tabiques

hace

Manolo hace tabiques.

casa


la

es

de

de

La casa es de adobe.



complete

an

an tena antena _____

_____ da _____


_____ tonio _____

in


_____ vitado _____

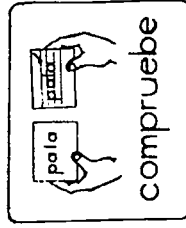
_____ tima _____

_____ dio _____



escriba
una
idea





an

an tena

an tena

an da

an da

An tonio

An tonio

in

in vitado

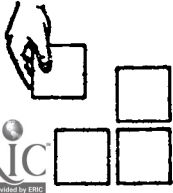
in vitado

in tima

in tima

in dio

in dio



antena

anda

invitó

íntima

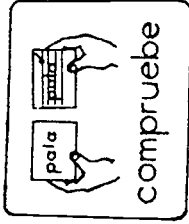


1. Mónica me _____ a su baile de quince años.

2. Mi tele necesita una _____.

3. La pena _____ daña el alma.

4. Olivia _____ de novia con Manolo el mecánico.



1. Mónica me invitó a su baile de quince años.
2. Mi tele necesita una antena.
3. La pena íntima daña el alma.
4. Olivia anda de novia con Manolo el mecánico.

El niño

canta

come

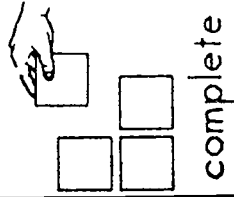

hace

Los niños

cantan

comen

hacen



complete

Los niños _____ las mañanitas.

Los niños _____ mole.

Las niñas _____ comida con

el lodo₂₆₄



lea

La posada.

Todos los que viven en la
vecindad hacen la posada.

Doña Cuca y don Pepe ponen
las piñatas.

Micaela, Otilia, Delia y Emilio
ponen la comida y la bebida.




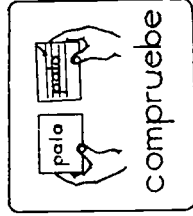
lea
y
conteste

1. ¿Qué hacen los vecinos?

2. ¿Qué ponen doña Cuca y don Pepe?

3. ¿Qué ponen los demás?





1. ¿Qué hacen los vecinos?

Una posada.

2. ¿Qué ponen doña Cuca y don Pepe?

Las piñatas.

3. ¿Qué ponen los demás?

La comida y la bebida.



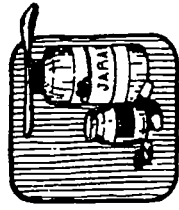
dibuje

Una canasta con elotes,
tomates, calabazas, cañas
y limones.



273

272



139

Escriba una idea usando camisa.

Me puse la camisa.

Escriba una idea usando tomate.

Escriba una idea usando medicina.



lea

y
conteste

¿Quién es este niño?



Memo



escriba

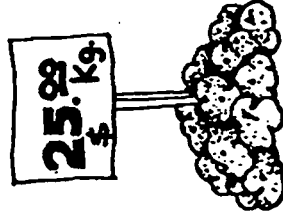
¿Quién?



lea

y
conteste

¿Cuánto cuesta el kilo de papas?





escriba

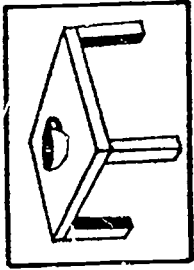
¿Cuánto?

276

277

lea
y
conteste

¿Dónde está la taza?



En la mesa.

 escriba

Dónde

lea
y
conteste

¿Cuándo te toca la medicina?



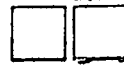
_____ las doce

 escriba

Cuándo

lea

y



complete

Quién

Dónde

Cuándo


Cuánto

¿_____ es la mamá de Lupita?

¿_____ está la Conasupo?

¿_____ vienes a mi casa?

¿_____ te cuesta el mandado de
un día?



Visita al médico.

Otilia va al médico, su niño ha tenido cólicos toda la semana y casi no come.


El médico dice que la comida le hizo daño y le dio una medicina que se toma todos los días en la mañana.

Otilia puso el pomo de la medicina encima de la mesa de la cocina.

conteste

¿A dónde va Otilia? _____

¿Qué tenía el niño de Otilia? _____



¿Qué dice el médico?

¿Qué le dio el médico al niño?

¿Cada cuándo se toma la medicina?

¿Dónde puso Otilia el pomo de la medicina?

¿A dónde va Otilia? Al médico.
¿Qué tenía el niño de Otilia?

Tenía cólicos.

¿Qué dice el médico?
Que la comida le hizo daño.

¿Qué le dio el médico al niño?
Una medicina.

¿Cada cuándo se toma la medicina?
Todos los días en la mañana.

¿Dónde puso Otilia el pomo de la medicina?
Encima de la mesa de la cocina.



escriba

Escriba una idea con comida.

Escriba una idea con camino.

Evaluación
de la palabra
Medicina

288

Nombre _____

Domicilio _____

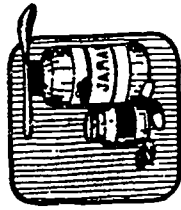
Municipio _____

Nombre del visitador _____

Localidad _____

Estado _____

289





Un paseo a Toluca.

Eladio, su esposa y los niños van de paseo a Toluca. Los invitó su vecino don Manolo.

Todos se van en la camioneta de don Manolo el sábado en la mañana.

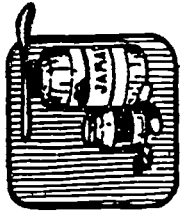


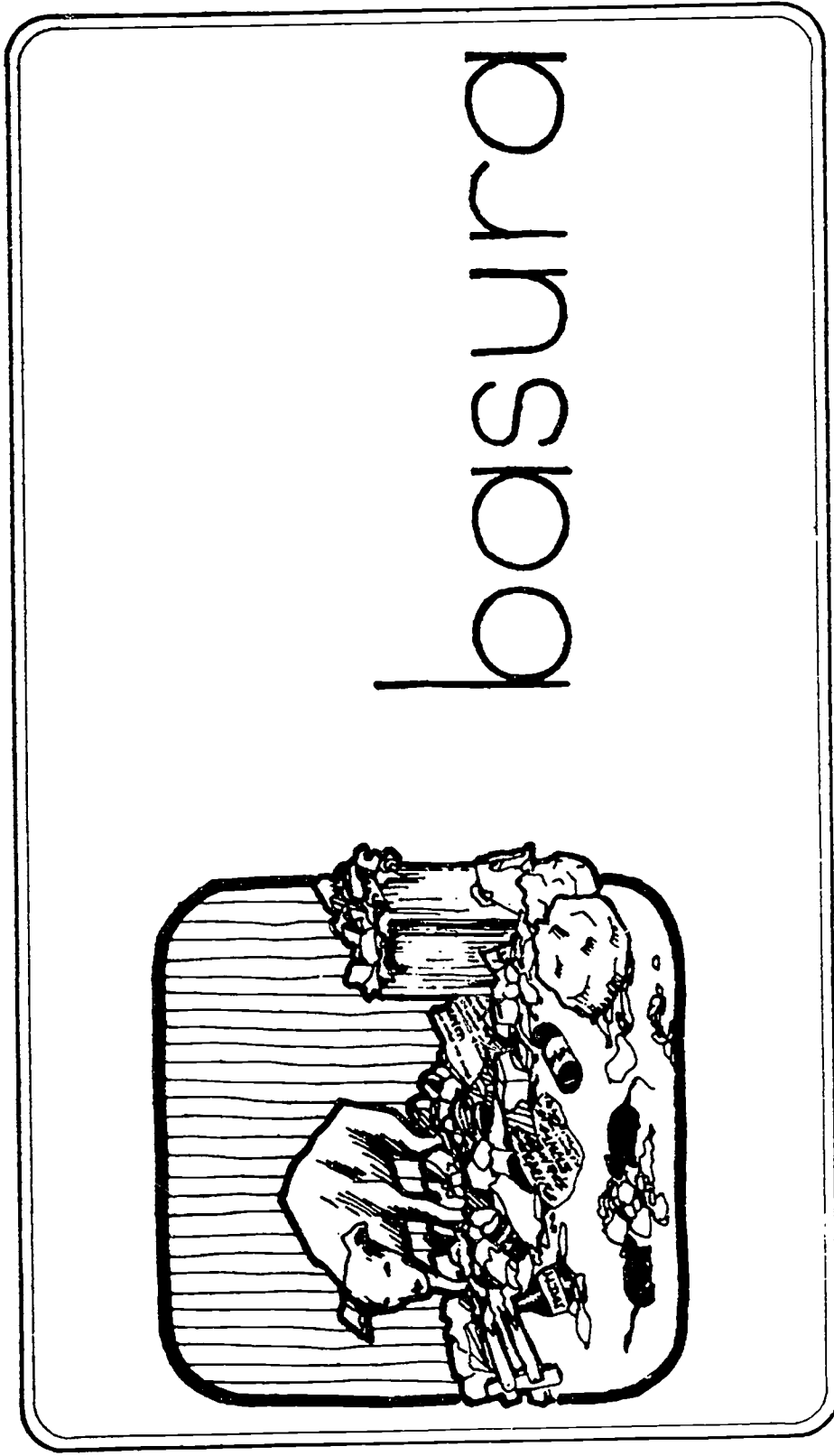
¿A dónde van de paseo Eladio, su esposa y los niños?

¿Quién los invitó?

¿En qué se van?

¿Cuándo se van?





295

294

basura



ba

su

ra

ba

be

bi

bo

bu

sa

se

si

so

su

ra

re

ri

ro

ru

Sara

basurero

buró

suba

subiré

será

basura basura
basura
Sara Sara
Sara



complete

re

ra

ro

ri

Te__sa

To__bio


Zamo__

298

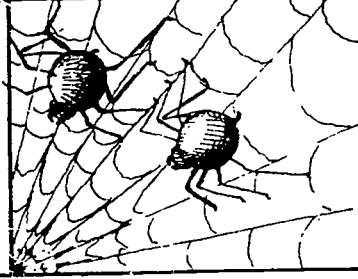
154

299

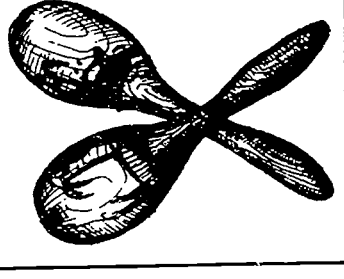
Mo__los




escale_



a_ñas

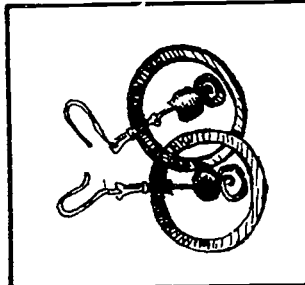


ma_cas



to_


300




a_tes



víbo_




lo_

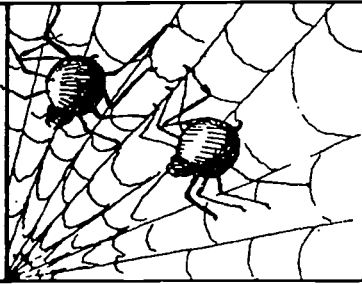


pe_

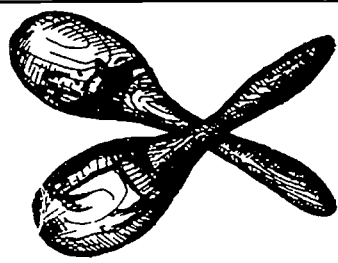




escalera



arañas




maracas




toro


302




aretes



víbora



loro



pera

303



va

ce

Sa

ca

ti

cu

mi

vara

ra

to

lo

mu

pu

o

pa

ca

ro

para

ma

ca

ma

he

do

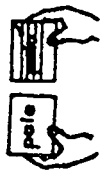
ño

no

do

ri

marino



compruebe

va

ce

Sa

ca

ti

cu

mi

vara

cera

Sara

cara

tira

cura

mira

ra

to

lo

mu

pu

o

pa

ca

toro

loro

muro

puro

oro

para

caro

ro

ma do

ca ño

ma ri no

he do

marido

carino

marino

herido



complete

madera

tiradero

Teresa

luceros

enero

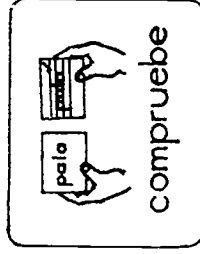
huracán

oro

Orizaba

María quiere unos aretes de oro.
 Mi tío de Morelia viene de visita en _____.
 Hice un títere de _____.
 El niño de Laura es _____.
 Lázaro vive en _____.
 Comí en la taquería de doña _____.
 Vacía el bote de la basura en el _____.
 Mira el cielo, la luna y los _____.





María quiere unos aretes de oro.
Mi tío de Morelia viene de visita en enero.
Hice un títere de madera.
El niño de Laura es huraño.
Lázaro vive en Orizaba.
Comí en la taquería de doña Teresa.
Vacía el bote de la basura en el tiradero.
Mira el cielo, la luna y los luceros.



Escriba una idea con escalera.

Escriba una idea con barato.

Escriba una idea con draña.

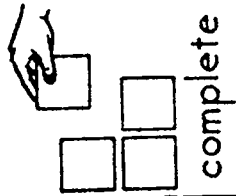
Escriba una idea con caro.





para

1. Este vestido nuevo es ____ tí.
2. Las limas, las cañas y los cacahuates son ____ la piñata.
3. Este camión va ____ Mérida.
4. Aurora hizo sopa de habas ____ la comida, pero se le quemó.
5. Me dieron miel con limón ____ la tos, pero no se me quita.



Se hacen con tabique

Se hacen con lana

Se hacen con arena

Se hacen con tela

Se hacen con oro

vestidos

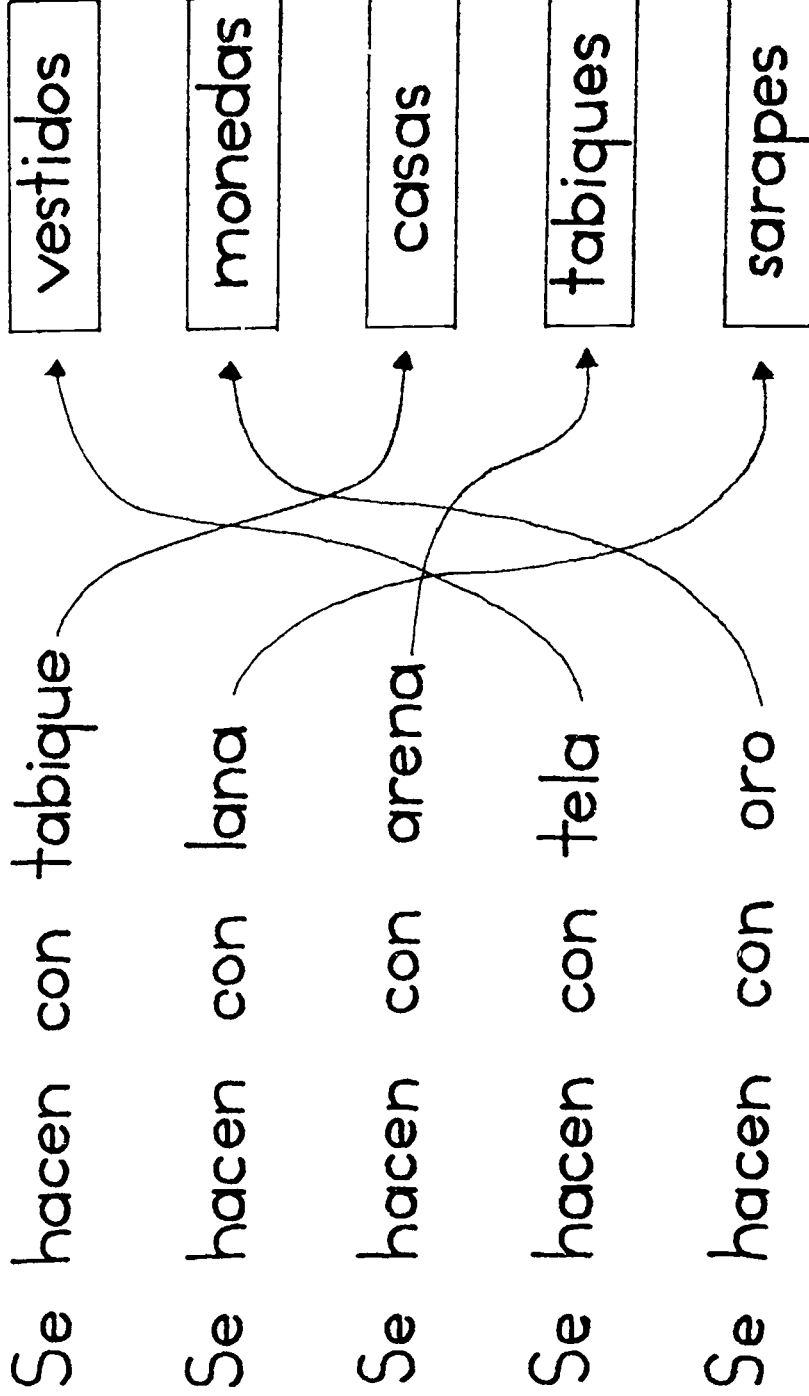
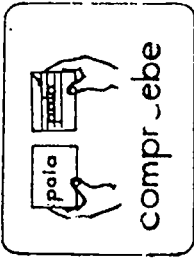
monedas

casas

tabiques

sarapes







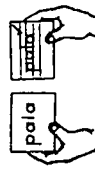
complete

Cuánto

Cuándo

- ¿Cuánto hace el camión a Zamora?
- ¿_____ vamos a Matamoros?
- ¿_____ cuesta el kilo de zanahoria?
- ¿_____ dinero necesitas para la comida?
- ¿_____ murió el marido de Verónica?
- ¿_____ verás a Hilario?
- ¿_____ me invitas al cine?
- ¿_____ vale la docena de limones?





compruebe

- ¿Cuánto hace el camión a Zamora?
- ¿Cuándo vamos a Matamoros?
- ¿Cuánto cuesta el kilo de zanahoria?
- ¿Cuánto dinero necesitas para la comida?
- ¿Cuándo murió el marido de Verónica?
- ¿Cuándo verás a Hilario?
- ¿Cuándo me invitas al cine?
- ¿Cuánto vale la docena de limones?



ordene

nueva

quiere

muñeca

Araceli

una

Araceli quiere una muñeca nueva

lotería

se

Toribio

sacó

la

bote

la

en

tira

basura

el

una

esperé

el

hora

camión



La basura.



Toño

¿Cuándo vino el camión de la basura?



Otilia

Le tocaba el sábado, pero no pasó.



Toño

Mi mamá tiene basura de casi dos semanas y no la ha tirado.



Otilia

Ahora sí que estamos amolados.

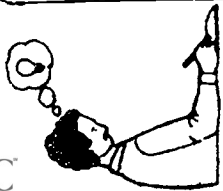
señale



¿Qué hace uno en estos casos?

- Se quema la basura.
- Se tira en un lote.
- Se pide a las autoridades que pase el camión.
- Se espera a que pase el camión.





escriba
una
idea

A large rectangular area containing ten horizontal lines, intended for writing an idea.

lea
y
conteste



escriba

¿Qué cosas se hacen con **madera**?

¿Qué cosas se hacen con **cuero**?

Escriba una idea con **harina**.

Escriba una idea con **Orizaba**.

Evaluación
de la palabra
basura

332

Nombre _____

Domicilio _____

Municipio _____

Nombre del visitador _____

Localidad _____

Estado _____

333

171



En la nevería.

Dorita y Mario, los niños de doña Teresa, van a la nevería a la salida de la escuela.

Dorita quiere una nieve de zapote. Mario le dice que las nieves valen cinco pesos y sólo tienen seis pesos para dos paletas.

Dorita pide una paleta de piña y Mario una de limón. Se las comen camino a su casa.

334

172

335

conteste

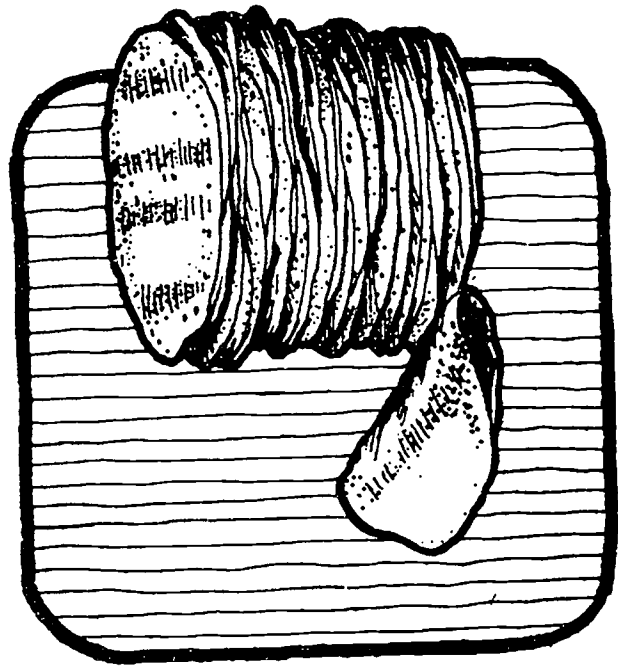
¿Cuándo van Dorita y Mario a la nevería?

¿Cuánto valen las nieves?

¿Cuánto dinero tienen Dorita y Mario
para las paletas?

¿De qué pide Dorita su paleta?

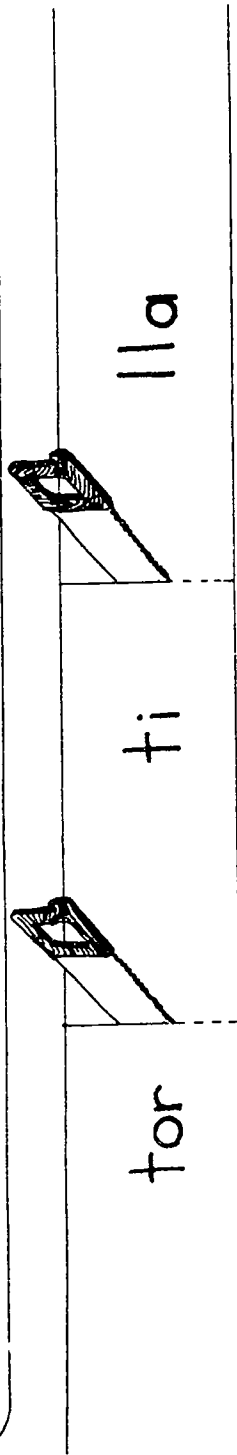
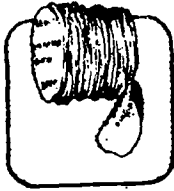




tortilla

lea

tortilla



tor

ti

lla

tar
ter
tir
tor
tur

ta
te
ti
to
tu

lla
lle
llo
llo
llu

torta

calle

olla

turno

tallo

llama

tarde

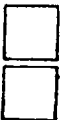
llavero

llave

motor

botella

tornillo



complete

lle

llo

lla

llu

ca___

vi___

po___

___no

___ve

___via

caba___

meda___

ceri___

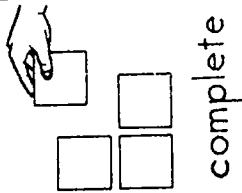
tobi___

___nura

ta___do

amari___

forti___ría

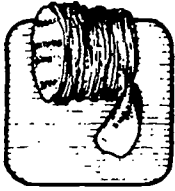


tor

ter

tur

tar



mo__

__no

ma__

Es__

__co

visi__

__cero

qui__

__pe

me__

vo__

__cido


ano__

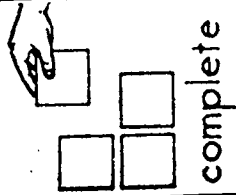
__nera



dibuje

Una olla y una botella.





tarde

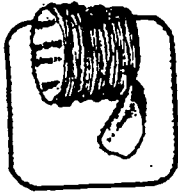
tobillo

tortillería

olla

tornillos

catorce



Estela tiene _____ años.

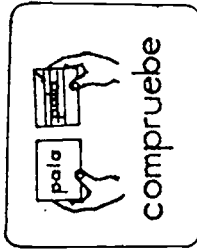
La _____ está llena de atole.

Me torcí el _____.

Quítale los _____ a esta máquina.

Mi tía viene de visita en la _____.

Casi no hay cola en la _____.



Estela tiene catorce años.

La olla está llena de atole.

Me torcí el tobillo.

Quítale los tornillos a esta máquina.

Mi tía viene de visita en la tarde.

Casi no hay cola en la tortillería.

lea

LI II

El apelativo de Cecilia es Téllez.
Mi vecino se llama Eusebio Llamas

llovió

llenamos

llevé

llamé

Llevé a los niños a la escuela.

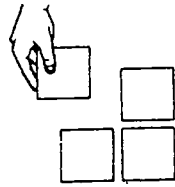
_____ en el valle.

_____ al médico a su casa, pero no
estaba.


_____ los vasos de vino.

353

183



complete




Llevé a los niños a la escuela.

Llovió en el valle.

Llamé al médico a su casa, pero no estaba.

Llenamos los vasos de vino.



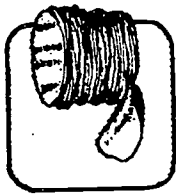
Escriba una idea que lleve **calle**.

Hay **basura** en la **calle**.

Escriba una idea que lleve **tortilla**.

Escriba una idea que lleve **lluvia**.

Escriba una idea que lleve **motor**.



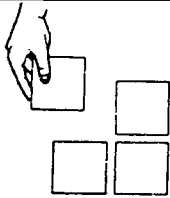
lea

calle
villa
hallo

oye
yate
hoyo

lla
lle
lli
llo
llu

ya
ye
yi
yo
yu



complete

ye

__so

__te

__ma

__do

358

yu

ma__

a__da

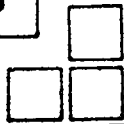
ma__

a__te

359

yo

ya



complete

yemita

yeso

mayo

suyo

coyote

yute

Esta tela es de _____.

El _____ aulla.


Olivia y Mandolo se casan en el

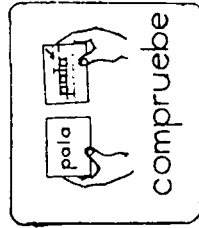
mes de _____.

El bebé de María ya come _____ de huevo.

¿Es _____ este llavero?

Se le cayó el _____ a ese muro.





Esta tela es de yute.

El coyote aulla.

Olivia y Mandolo se casan en el
mes de mayo.

El bebé de María ya come yemita de huevo.

¿Es suyo este llavero?


Se le cayó el yeso a ese muro.



llave bello
 cállate llora
 llano pollo
 lluvia yute
 ayuda olla
 ayuno amarillo
 medalla llama
 cerillo desayuno
 yeso yoyo
 caballo ensayo
 coyote silla
 payaso yo
 varilla yema



ll	y
lluvia	yute



llave bello
 cállate llora
 llano pollo
 lluvia yute
 ayuda olla
 ayuno amarillo
 medalla llama
 cerillo desayuno
 yeso yoyo
 caballo ensayo
 coyote silla
 payaso yo
 varilla yema

ll	y
lluvia	yute
llave	ayuda
cállate	ayuno
llano	yeso
medalla	coyote
cerillo	payaso
caballo	yute
varilla	desayuno
bello	yoyo
llora	ensayo
pollo	yo
olla	yema
amarillo	
llama	
silla	367

lea

Yy



Yola es la cuñada de Inés.

Ya me voy.



Yola Yola

Escriba una idea que lleve **Yola** .

368

369

Escriba una idea que lleve:

ayuda

hoyo


desayuno

ya

371

370

192





□ □ □ □

complete

||


Y



co__te




caba__



si__




pa__so




torni__



yo__



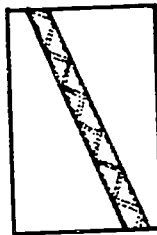
ceri__



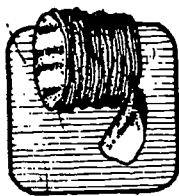
bote__




__ve



vari__





||


Y



coyote



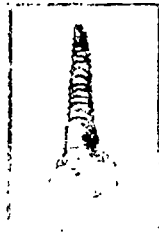
caballa



silla



payaso




tornilla




yoyo



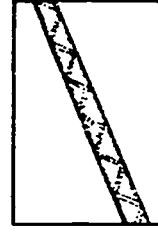
cerilla



botella



llave



varilla



1. Yo me llamo _____

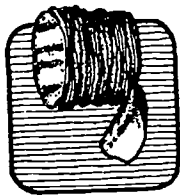
2. Yo vivo en _____

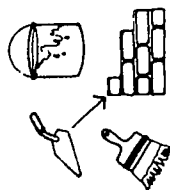
3. Yo voy a _____

4. Yo nací en _____

5. Yo le doy _____

6. Yo puedo _____






relazione

Y Q I B E L I

|| b e Y q i



Las tortillas.

Doña Tila hace sus tortillas todos los días, pero eso ya casi no se usa.

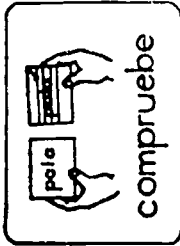
Ahora vamos a la tortillería. El kilo está a \$5.50. Se hace una cola de señoras, niños y muy pocos señores.

¿Qué hace doña Tila?

¿Qué se usa ahora?

¿Hay señores en la cola?





¿Qué hace doña Tila?

Hace sus tortillas.

¿Qué se usa ahora?

Vamos a la tortillería.

¿Hay señores en la cola?

Hay muy pocos.

leo

y




observe

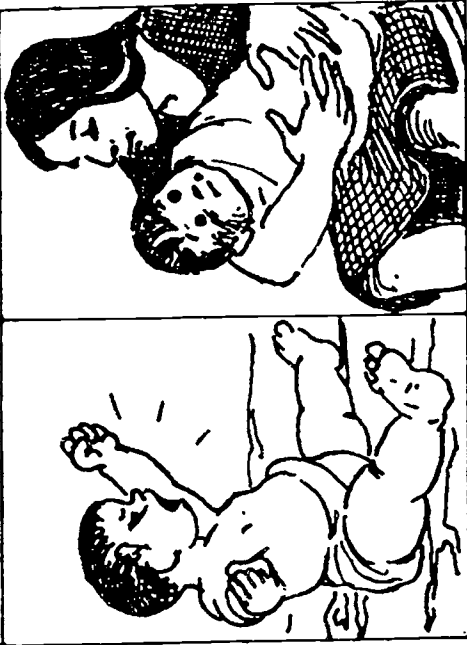


complete

El niño se cayó.



El niño se calló.

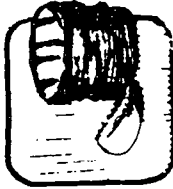


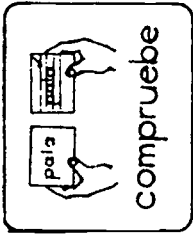
cayó

calló

Lalo se _____ de la escalera.

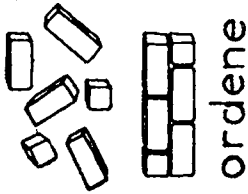
Anita lloró, pero su papá la _____.





Lalo se saxó de la escalera.

Anita lloró, pero su papá la calló.



¡Ay! me quemé.
¡Qué bonito valle!

¡!

el

!

tiró

se

yodo

i

¡Se tiró el yodo!

con

olla

!

apúrate

i

la


!

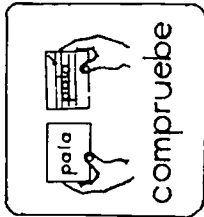
la

cubeta

i

llévate





el i tiró se yodo i

¡Se tiró el yodo!

con olla ¡ apúrate i la

¡Apúrate con la olla!

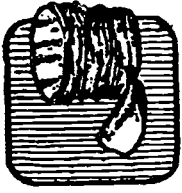
¡ la cubeta i llévate

¡Llévate la cubeta!




Escriba lo que quiera.

A large rectangular area with rounded corners, containing 15 horizontal lines for writing.



Escriba lo que quiera:

Lined writing area with 13 horizontal lines.



¿Cómo se llama la calle donde vive?

¿Cómo es su calle?

¿Qué hay en su calle?

Evaluación
de la palabra
torfilla

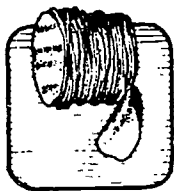
Nombre _____
Domicilio _____
Municipio _____
Nombre del visitador _____

Localidad _____
Estado _____

Las lluvias.

En la época de verano llueve
casi todos los días. Eso es bueno
en el campo.

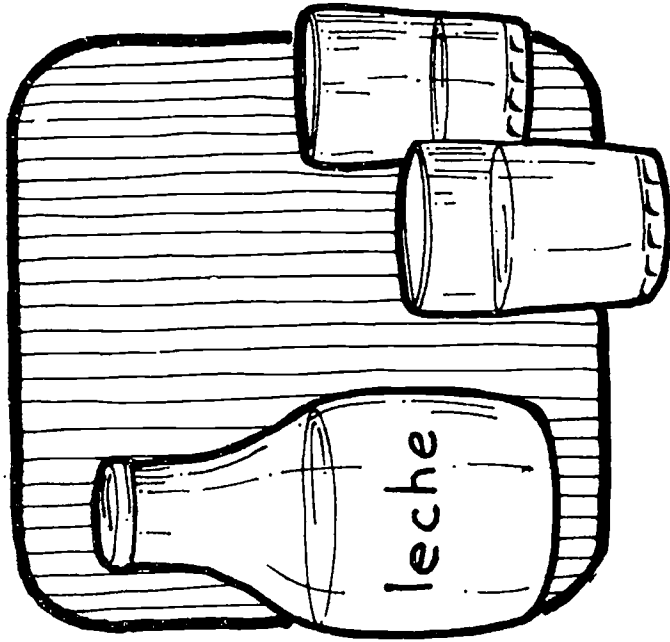
Pero en la colonia Maravillas,
donde vive Lucila, cuando llueve
se va la luz, se paran las tortillerías
y las calles se llenan de lodo.



1. ¿Qué pasa en el verano?

2. ¿En dónde vive Lucila?

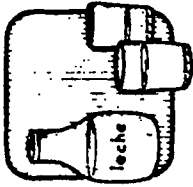
3. ¿Qué pasa en la colonia cuando llueve?



leche

lea

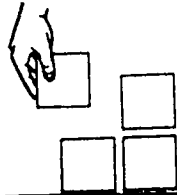
leche



le



che



complete

cha
che
chi
cho
chu

—
—
—
—
—

lucha
chile
chula

Chole
Chelo
Chucho

Cholula
Lucha
Licha

Ch
ch



escriba

chile chile

Chucho Chucho



que

cho

za

cho

choque

to

chu

lo

pa

ta

vo

cha

pa

to

chavo

le

vo

chi

co

no

mu

me

cha

Chu

ba

co

che

Me

Chucha



escriba

mucho

mu

te

cho

pe

di

ma

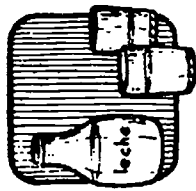
bi

cho

Na

an

Nacho



po
ca

no

to

te

llo

chi

qui

qui

chiquito

que

la

te

cha

ro

yo


ma

pa

lu

ca

chaqueta




chi → qui
 po → qui
 ca → qui
 no → to
 to → te
 te → llo
 qui → llo

chipote
chiquito
chicano
chiquillo

cha → que
 ro → que
 yo → que
 ma → pa
 lu → pa
 que → ta
 te → ta
 pa → ca
 ca → ca

charola
chayote
charqueta
chamaca
chalupa



complete

baches

chícharos

chiapaneco

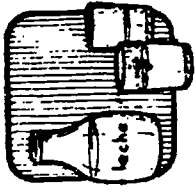
Chava

lechería

Cholula

chocaron

chocolate



Mi compañero se llama _____.

Chela va a la _____ de la Conasupo.

Taparon los _____ de la calle.

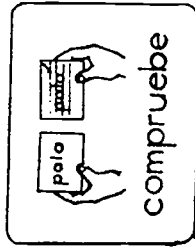
Nacho es _____.

El sábado vamos a _____.


Deme un kilo de chayote y medio de _____.

Para el desayuno hay _____ y tamales.

En la esquina _____ dos camiones.



Mi compañero se llama Chava.
Chela va a la lechería de la Conasupo.
Taparon los baches de la calle.
Nacho es chiapaneco.
El sábado vamos a Cholula.
Deme un kilo de chayote y medio de chicharos.
Para el desayuno hay chocolate y tamales.
En la esquina chocaron dos camiones.

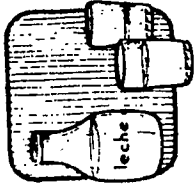


Escriba una idea que lleve:

chilaquiles _____

cosecha _____

leche _____



Escriba una idea que lleve:

muchacho _____

mucho _____

noche _____



Escriba con mayúscula:

manuel

Manuel

chabela

nava

yola

lópez

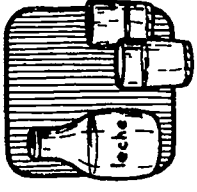
zacatecas

lidia

darío

catemaco

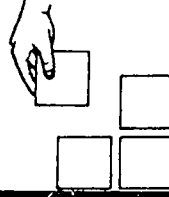
querétaro



lea

alto	Olmedo
último	Elsa
olvido	almacén

la	al
lo	ol
lu	ul
le	el
li	il



complete

Elsa

alta

olvidó

última

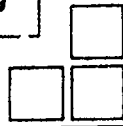
Meche es más alta que Pati.

A _____ hora pasé por el pan.

_____ hace el quehacer.

Se me _____ dónde puse las llaves.

lea



complete

chal

mal

cal

tal

sal

Tápate con el _____.

Se acabó el yeso y la _____.

_____ vez vaya a la leche más tarde.

Ese vestido está _____ hecho.

Le puse mucha _____ a la comida.

Chalma multa

caldo

talco

salsa

Chalco

comal

culpa

costal

soltar

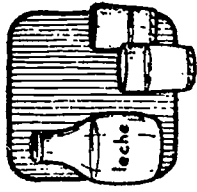
huichol

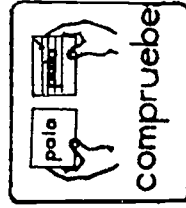
animal

colmo

hotel

selva





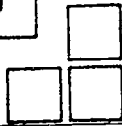
Tápate con el **chal**.

Se acabó el **yeso** y la **cal**.

Tal vez vaya a la leche más tarde.

Ese vestido está **mal** hecho.

Le puse mucha **sal** a la comida.



complete

-
1. chol
 2. mol
 3. cul
 4. tal
 5. sal

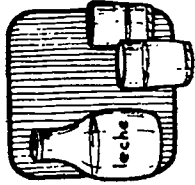
→

'	h	u	i	ch	o	l	
2			d	e			
3			t	i	y	o	
4	c	a	p	i	c	a	
5							

-
1. col
 2. chil
 3. cal
 4. tal
 5. mal
 6. sol

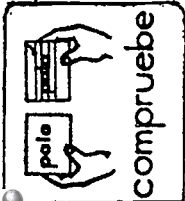
↓

'	c	o	l	ch	a	y	a	t	e
2			a						
3			l	s	p	i			
4			h	o					
5									
6									



1. huichol
2. _____
3. _____
4. _____
5. _____

1. colcha
2. _____
3. _____
4. _____
5. _____
6. _____



→
chol
1. mol
2. cul
3. tal
4. sal


h	y	i	ch	o	l	
m	o	d	e			
c	u	i	t	i	v	o
c	a	p	i	t	a	l
s	a	p	i	c	a	

1. huichol
2. molde
3. cultivo
4. capital
5. salpica

↓
col
1. chil
2. cal
3. tal
4. mal
5. sol

c	h	a	h	t	s	
i	l	o	a	o		
l	c	s	m	t		
ch	p	a	p	a	e	
a	d	i	t		r	
	y	a			o	
	t					
	e					

1. calcha
2. chilpayate
3. alcalde
4. hospital
5. tamal
6. saltero



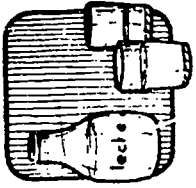
Escriba una idea que lleve:

milpa _____

comal _____

soldado _____

hospital _____



lea
y



escriba

¿Cuál?

Los esposos Pérez viven en la manzana 16,
lote 5, de la colonia El Tesoro.

¿Cuál es el domicilio de los Pérez?

El cuñado de Antonio Castillo se llama
Mario López Olmedo y es un pintor muy
solicitado.

¿Cuáles son los apellidos del señor Mario?


y

Pachita tiene doce nietos. David es el más pequeño y es muy cariñoso con ella, por eso es al que más quiere.

¿Cuál de todos los nietos es al que más quiere Pachita? _____

¿Cuál es su equipo? _____

¿Cuál es la telenovela que ve? _____



La leche.

Licha ¿Cómo ve doña Chuchita?, nada
que hay leche.

Chuchita Uno va con don Pepe a las 7...

Y que ya se acabó.

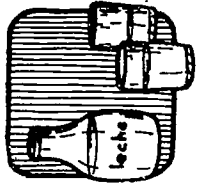
Licha Y los niños que son como
chivitos, leche en la mañana y
en la noche.

Chuchita Por lo menos que vayan a la
escuela con su vaso de leche,

¡qué más quisiera uno!

Licha ¿Sí supo del aviso?

Chuchita ¿Cuál aviso?



Licha Pues que mandemos a los niños
desayunados a la escuela.

Chuchita Mire nomás, cómo son las cosas.
Hasta muina me da.

¿Por qué le da muina a doña Chuchita?




escriba



observe




escriba



Escriba lo que ve.



observe



¿Qué le pasó a la cosecha?

conteste

Evaluación
de la palabra
leche

Nombre _____

Domicilio _____

Municipio _____

Nombre del visitador _____

Localidad _____

Estado _____

444

445231

2. ¿Qué le dirá Chema a Serapio?

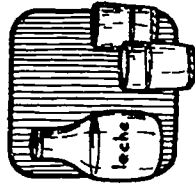
3. ¿Tú que harías en este caso?

conteste

446

447

232



La leche materna.

Meche dio a luz un niño que pesó dos kilos y medio. Ella está bien, pero el niño está muy pequeño.

Meche sabe que necesita muchos cuidados para alimentar al bebé.

El médico le insistió a Meche en lo sana y necesaria que es para el niño la leche materna.

1.-¿Cuánto pesó el niño de Meche?

2.-¿Se necesitan muchos cuidados para alimentar a un bebé? ¿Por qué?

3.-¿En qué le insistió el médico a Meche?

450

451

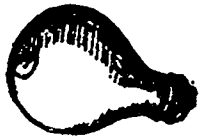
matemáticas

452

453




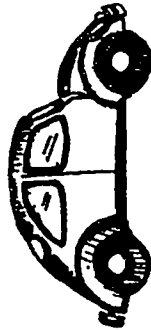
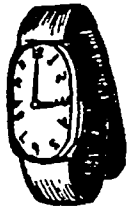
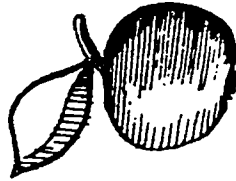

cuenta



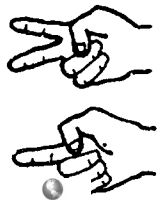
239





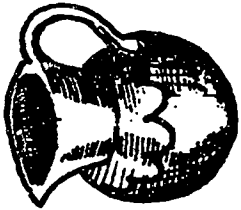
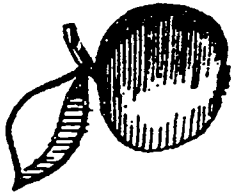

455



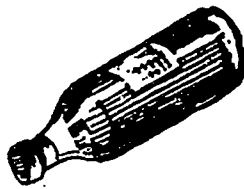
454



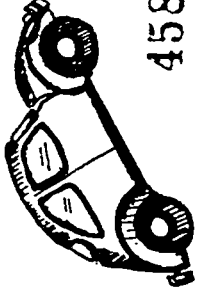
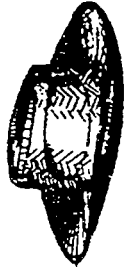


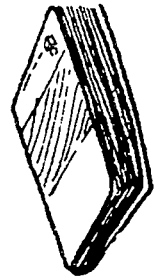
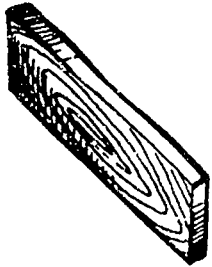








cuente






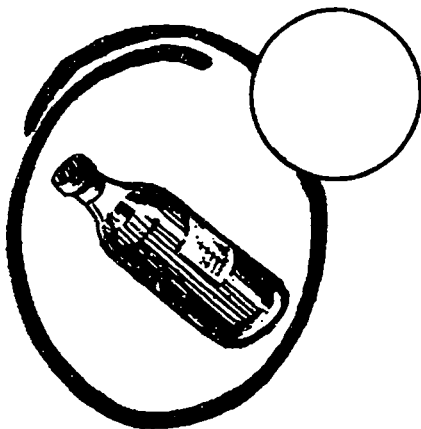
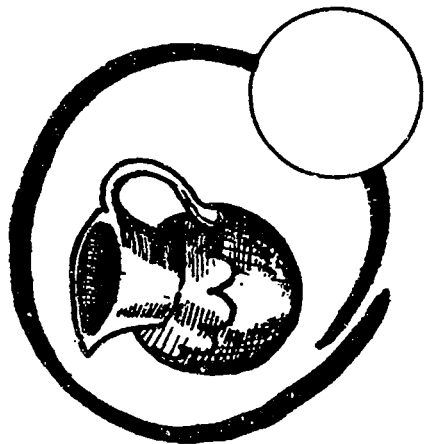

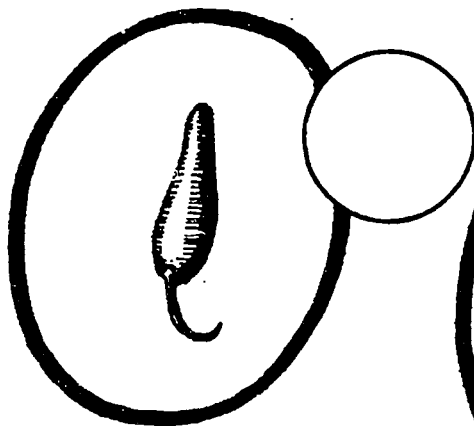

457



456




cuenta



461

460








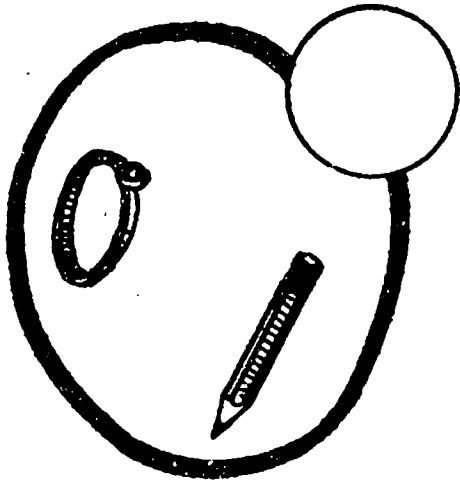
cuente

y



escriba

242

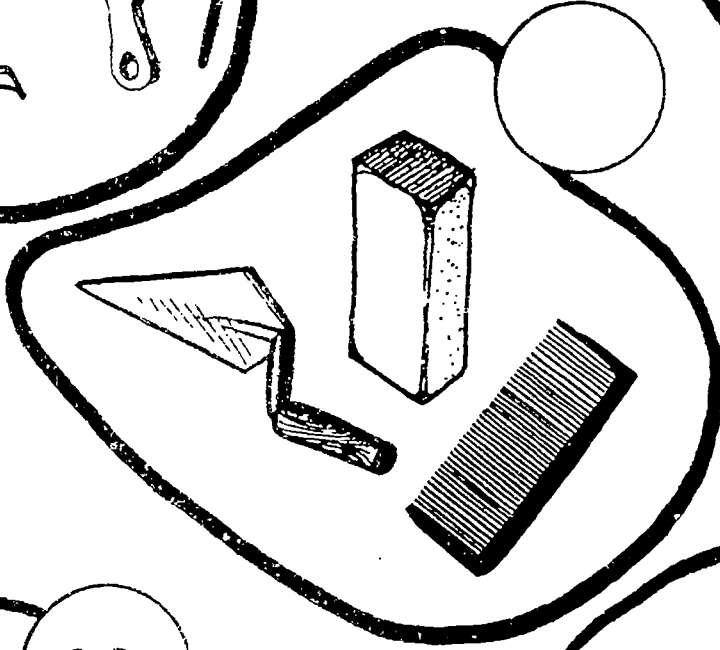
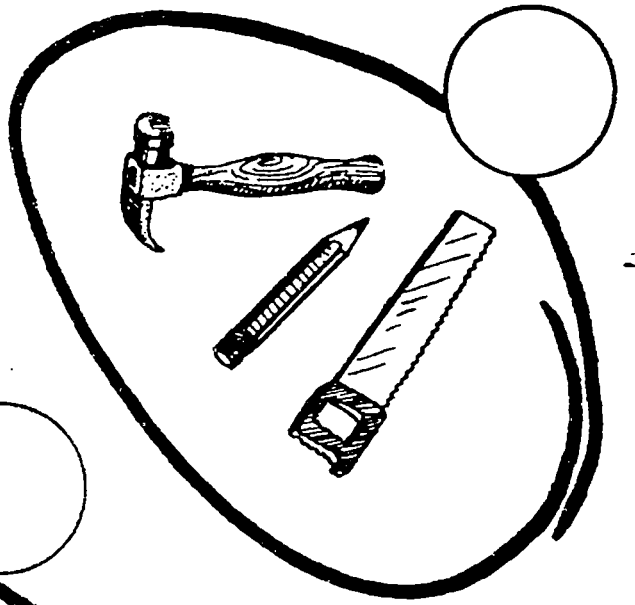
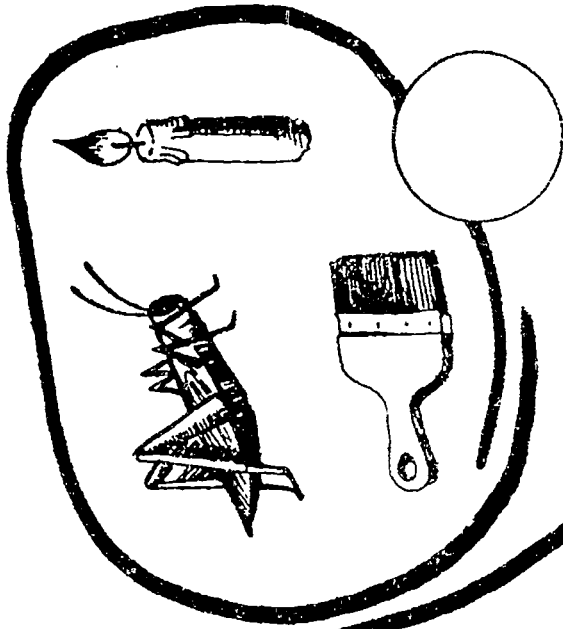


cuente



y



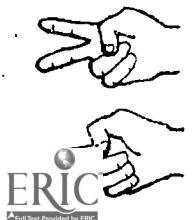
escriba



465



464



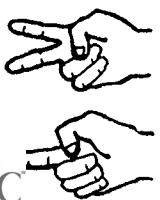
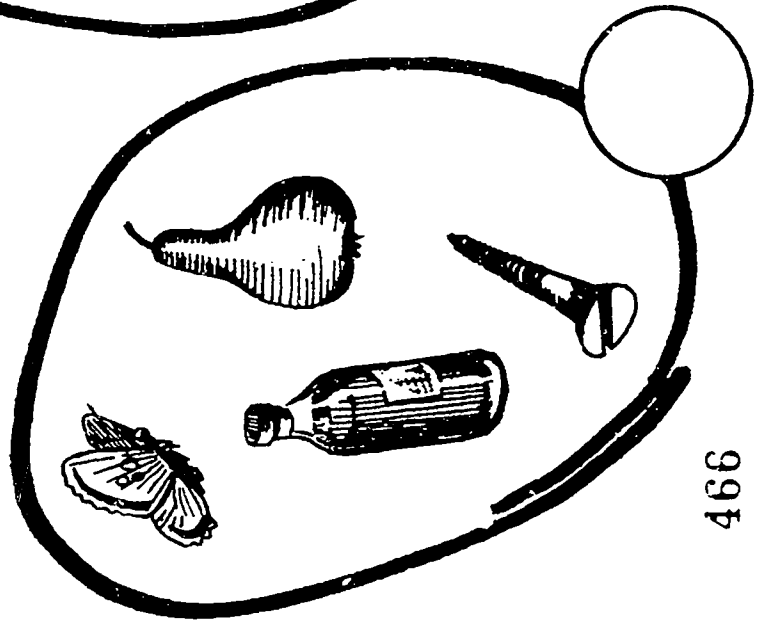
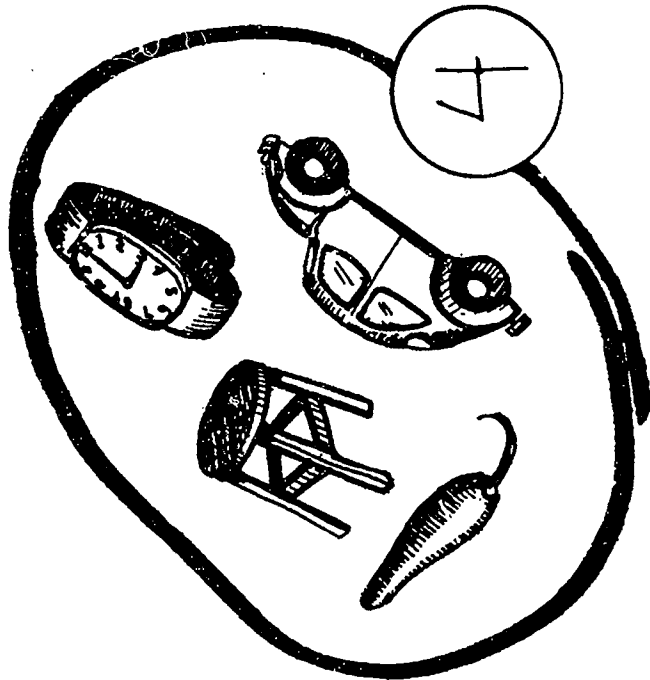

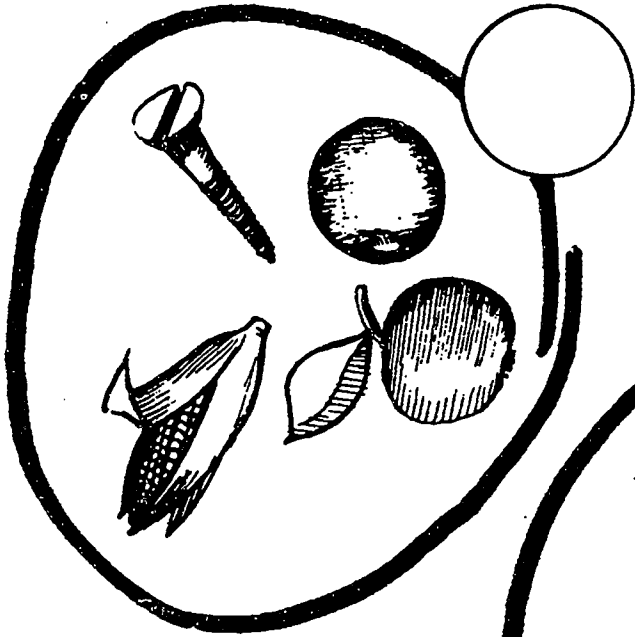
cuente

y



escribe

244



cuenta



escriba



cuenta

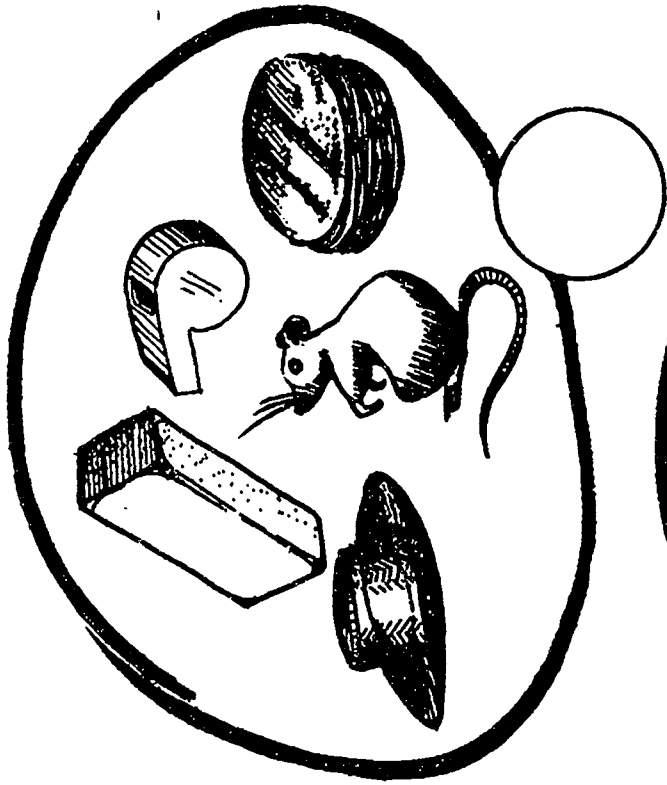
y




escriba




5



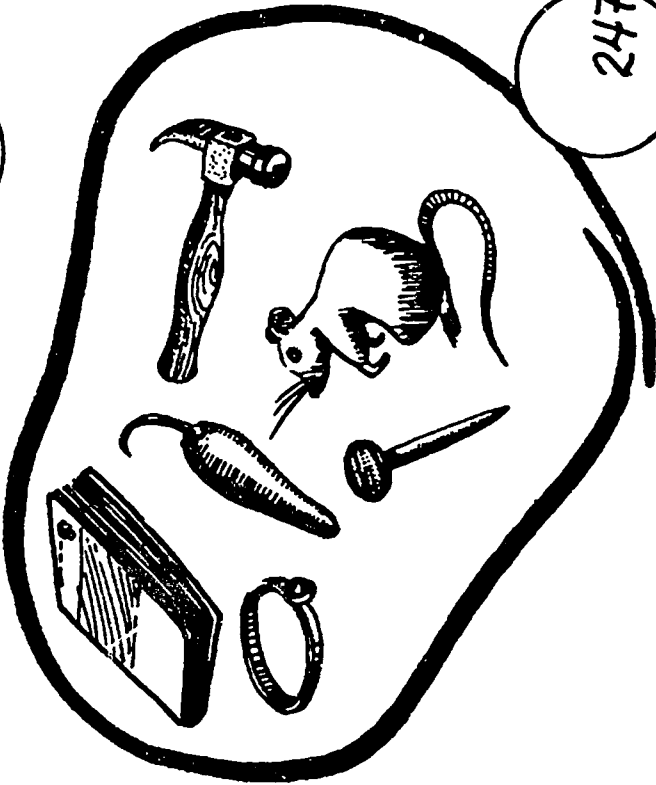
469




468



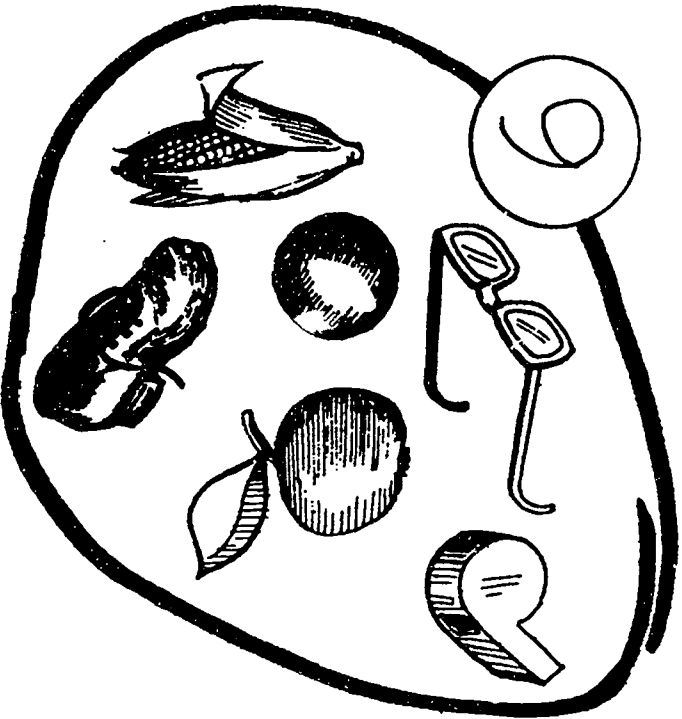

247




471



470



cuenta



escriba



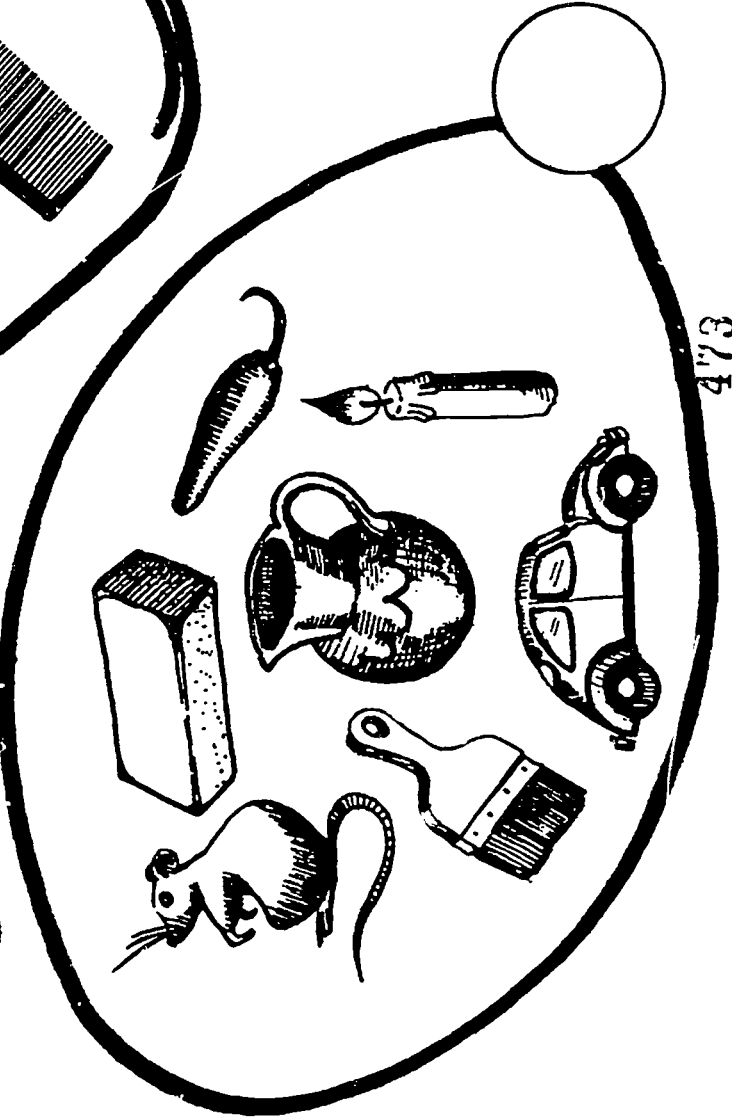
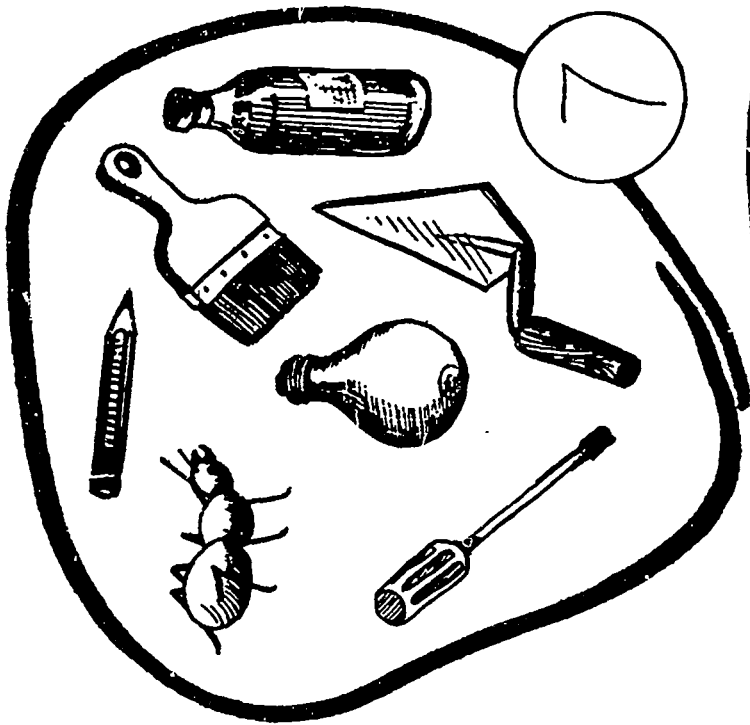

cuenta

y



escriba

248



472

473






cuente

y



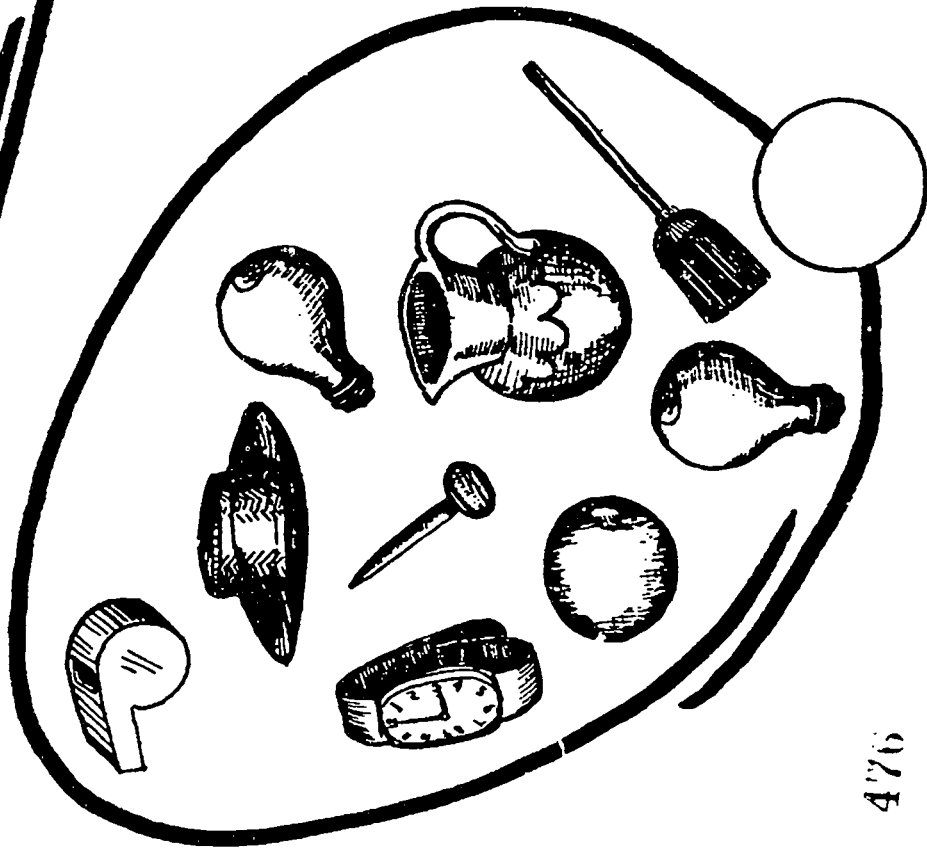
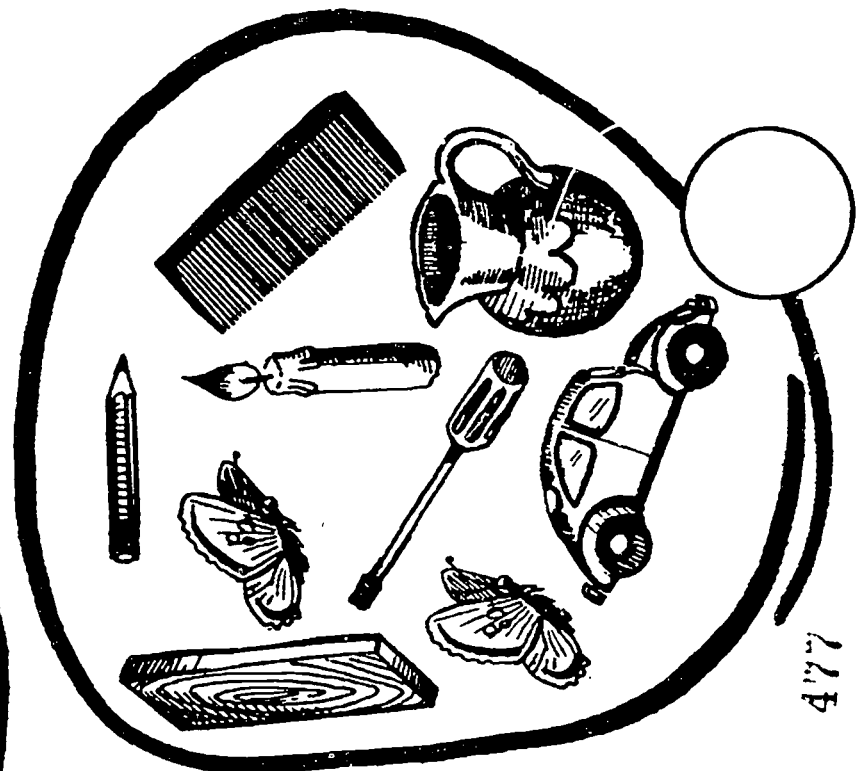

escriba



249

475

474



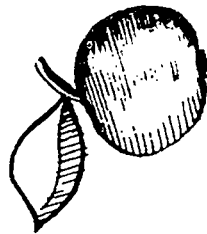

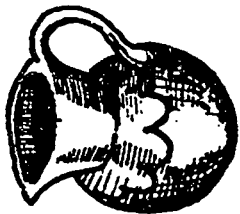
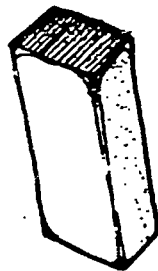



cuente

y

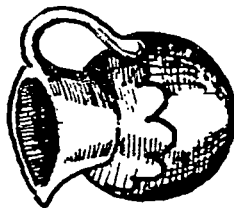




escriba

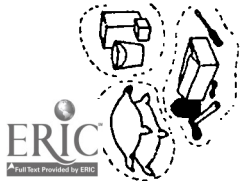
1



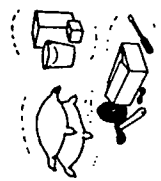
1



478



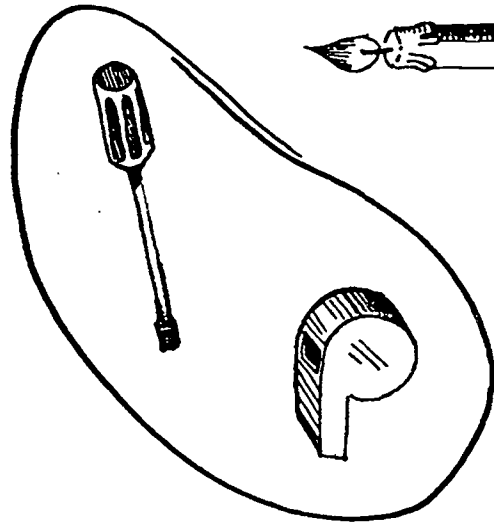
agrupe
de 1 en 1



agrupe

de 2 en 2




252




2



480

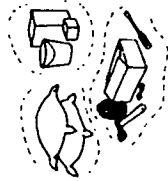


2



BEST COPY AVAILABLE

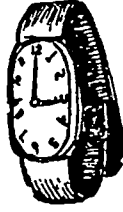

481



agrupe
de 3 en 3

3

3

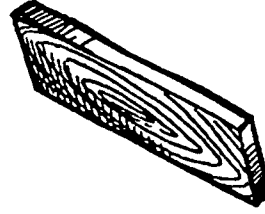
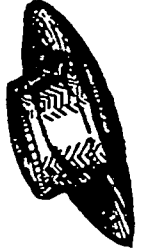






253

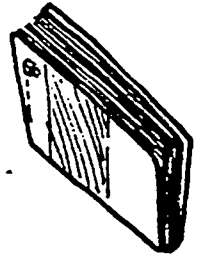
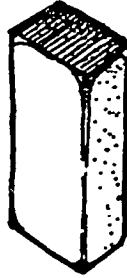
483

482


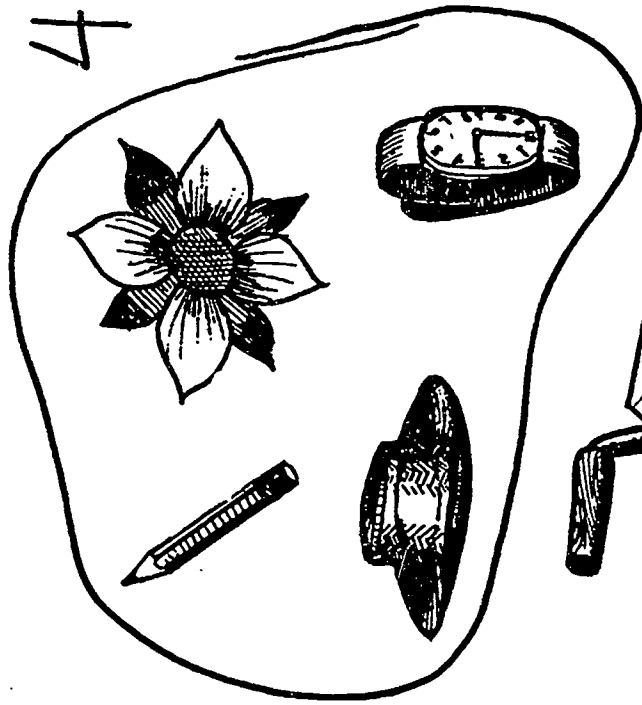
4



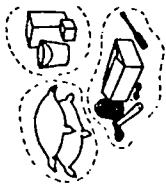
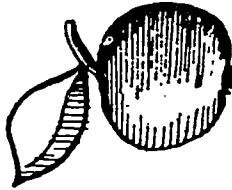
485



4



484




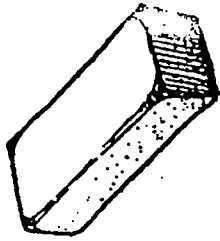
agrupe
de 4 en 4

254




agrupe
de 5 en 5

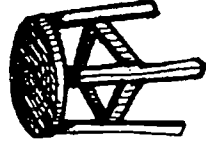
5




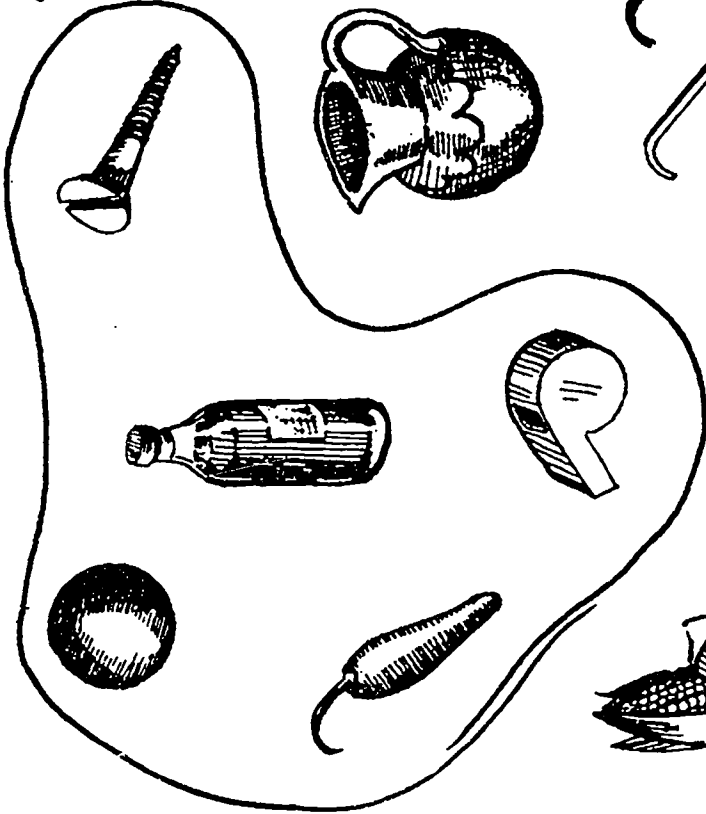
255



487





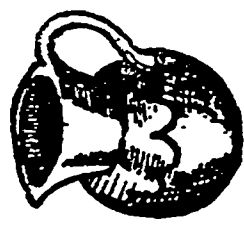

5




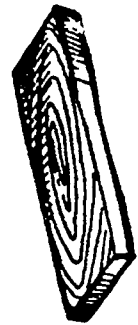
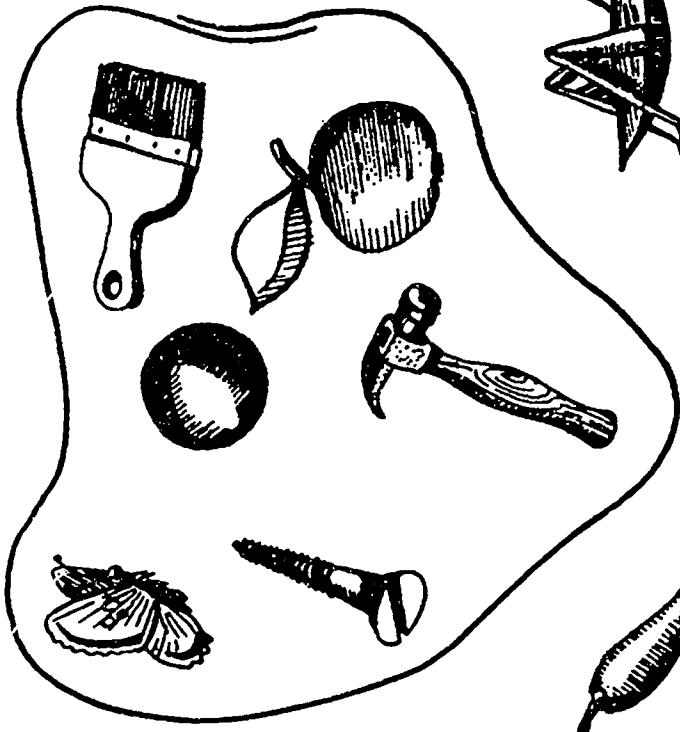
486



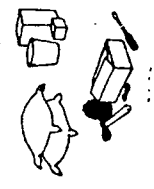


6



6






489


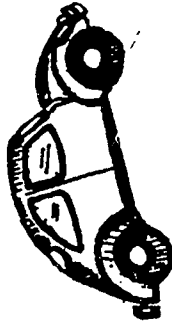
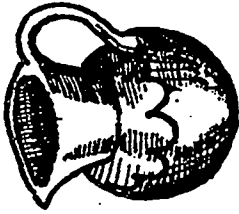


agrupe
de 6 en 6


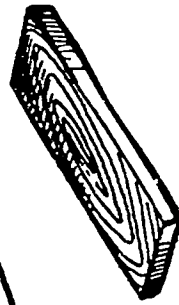


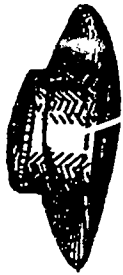
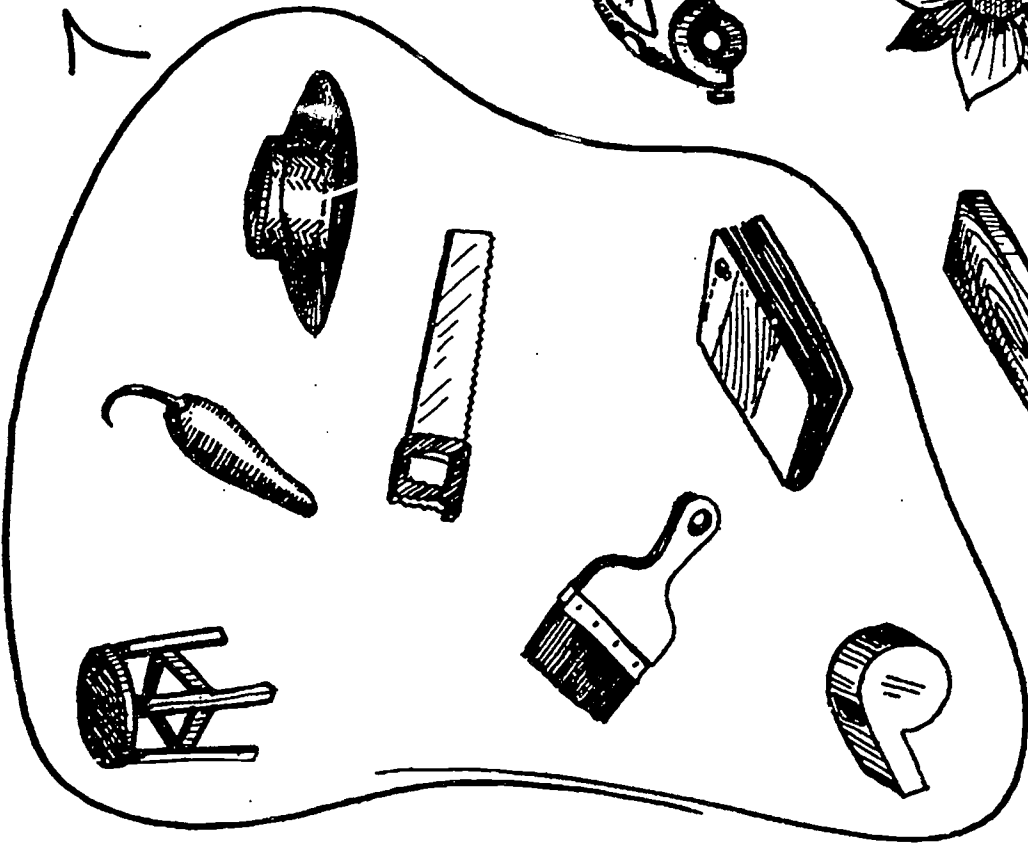
7



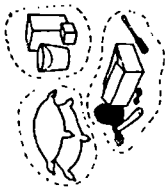
491





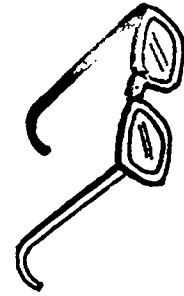
7




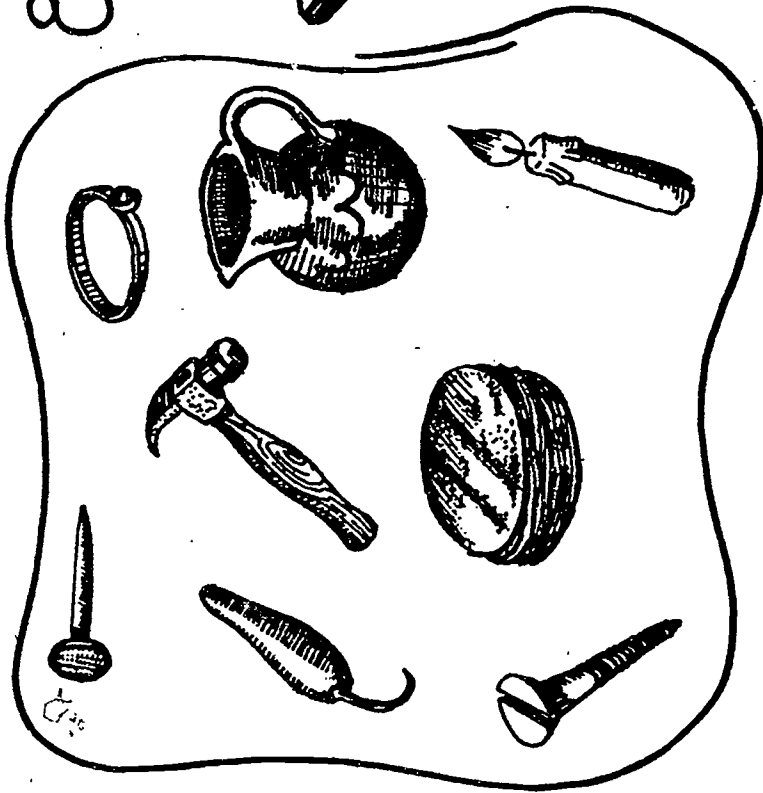
490



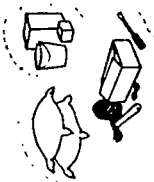
agrupe
de 7 en 7



493



492



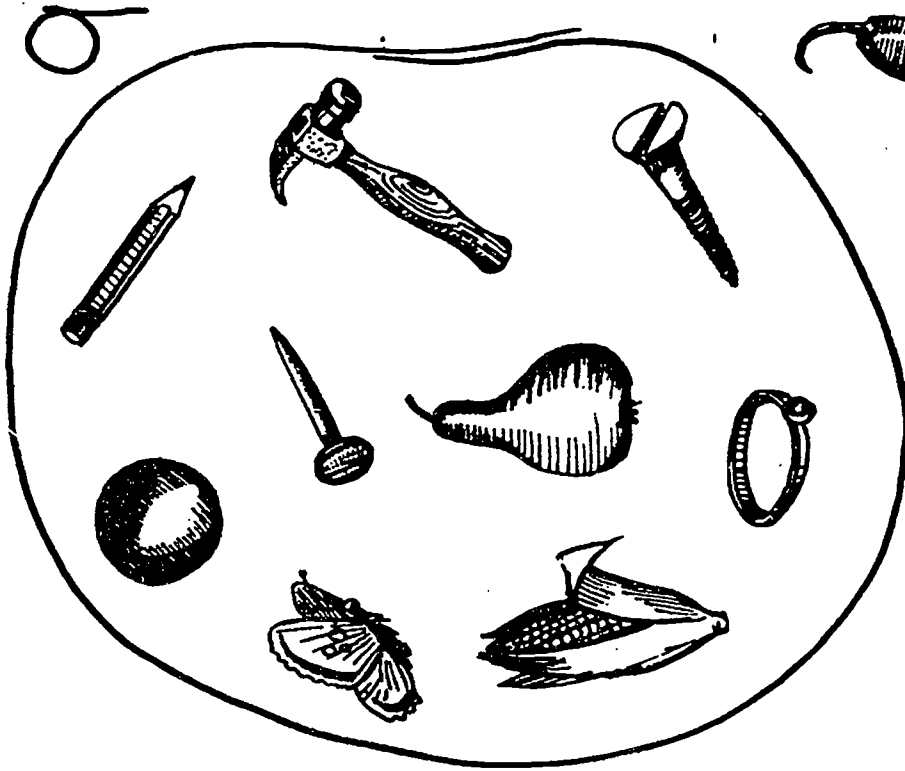
agrupe
de deno

258






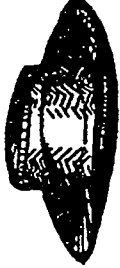


9

259

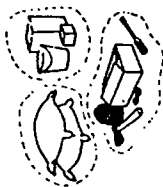
495



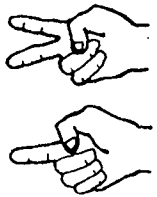
9



494



agrupe
de 9 en 9



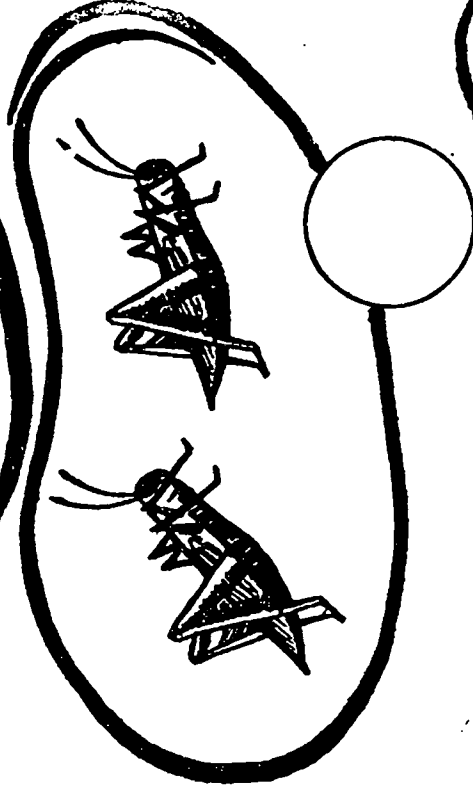
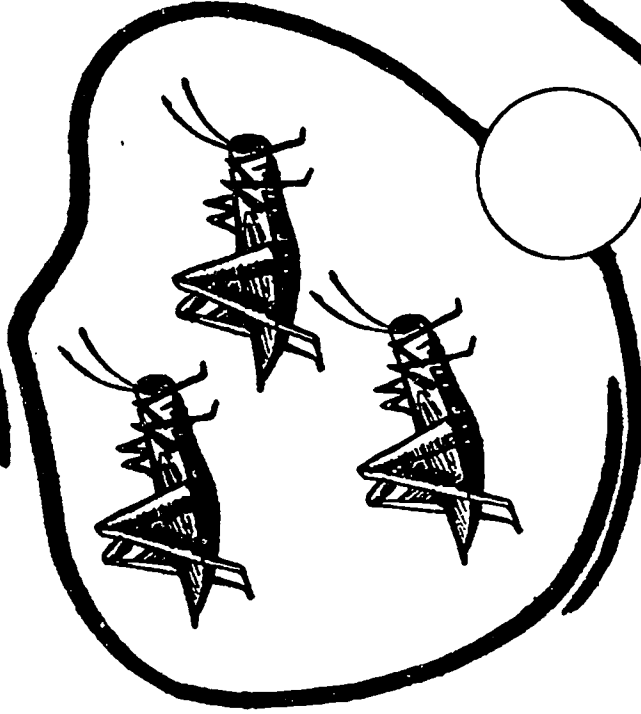
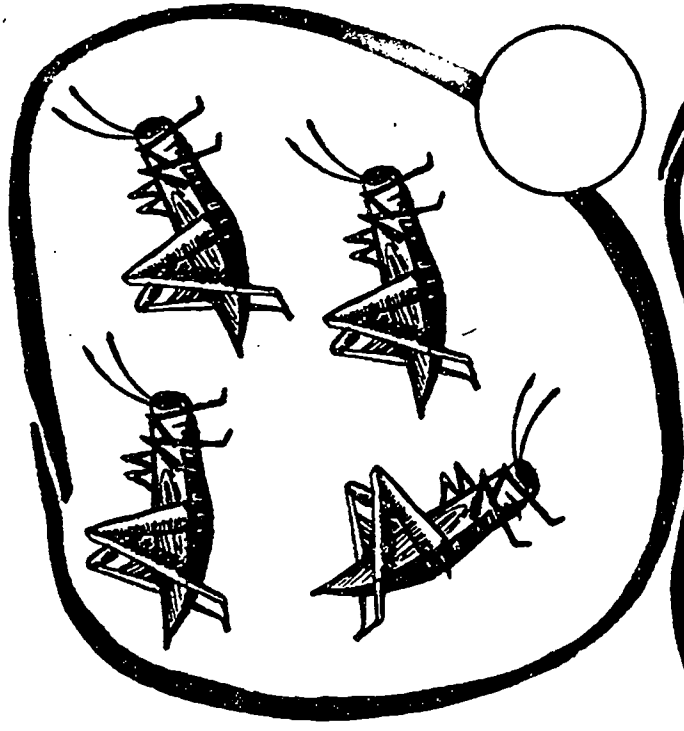
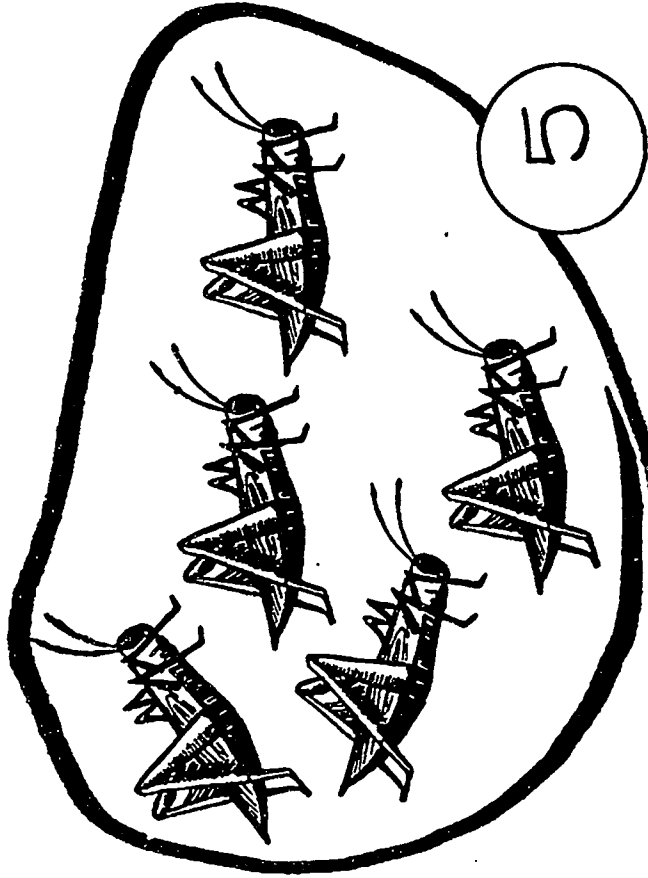


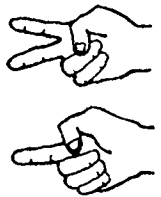
cuente

y



escriba



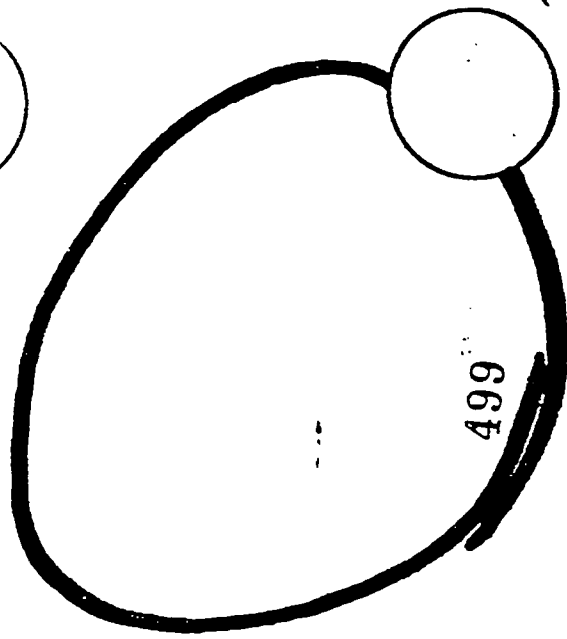
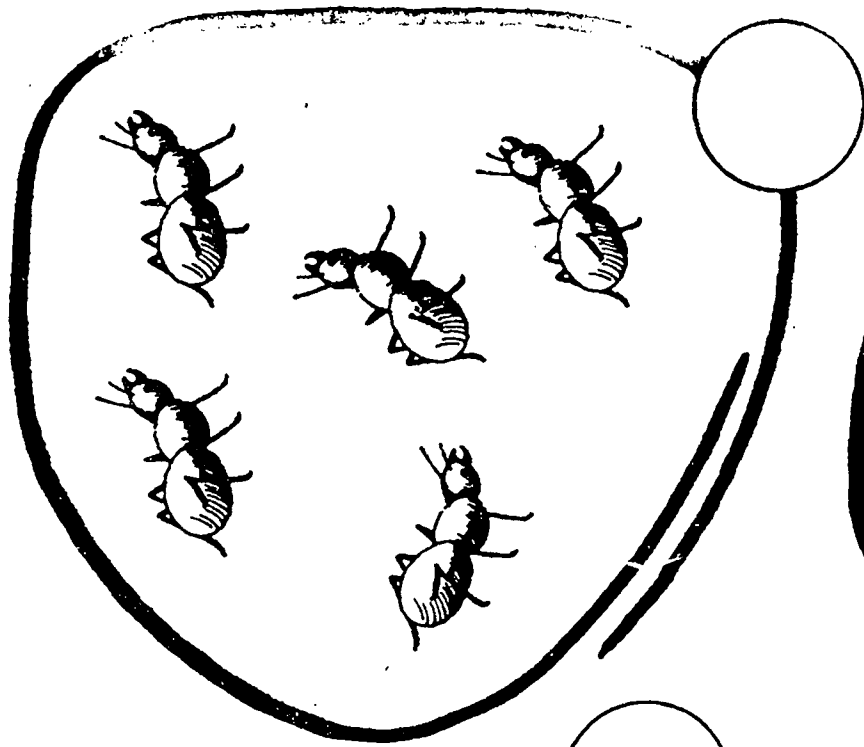


cuente

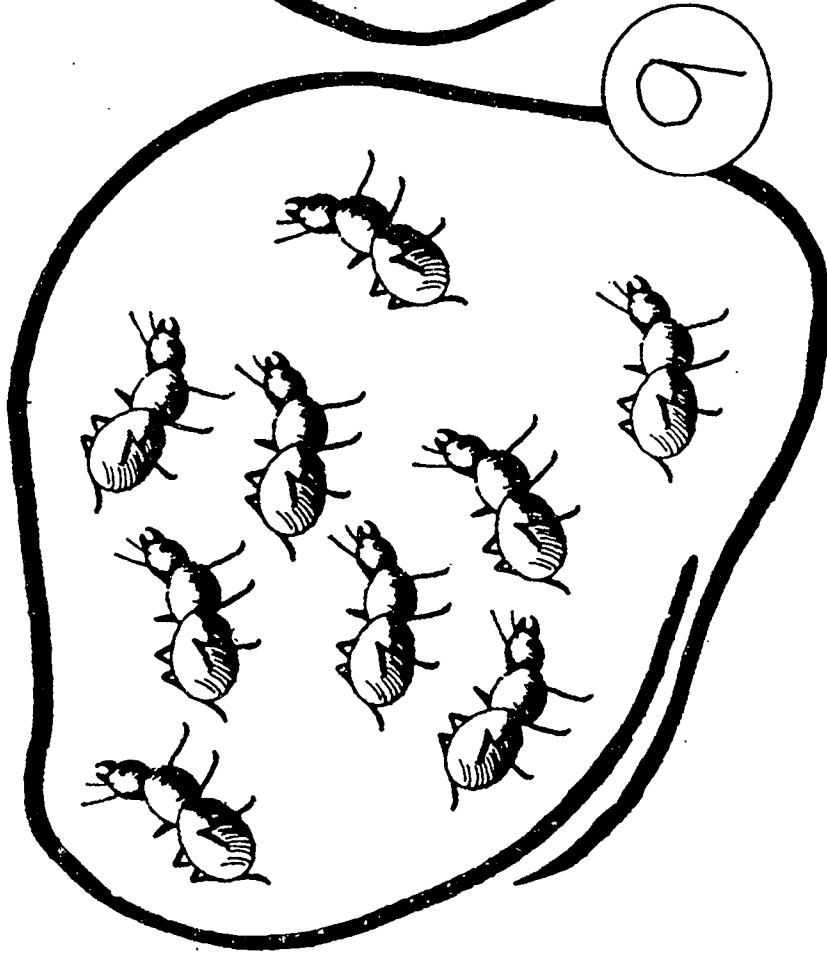
y




escriba



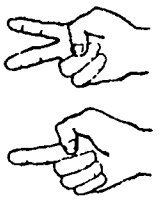
499



9



498

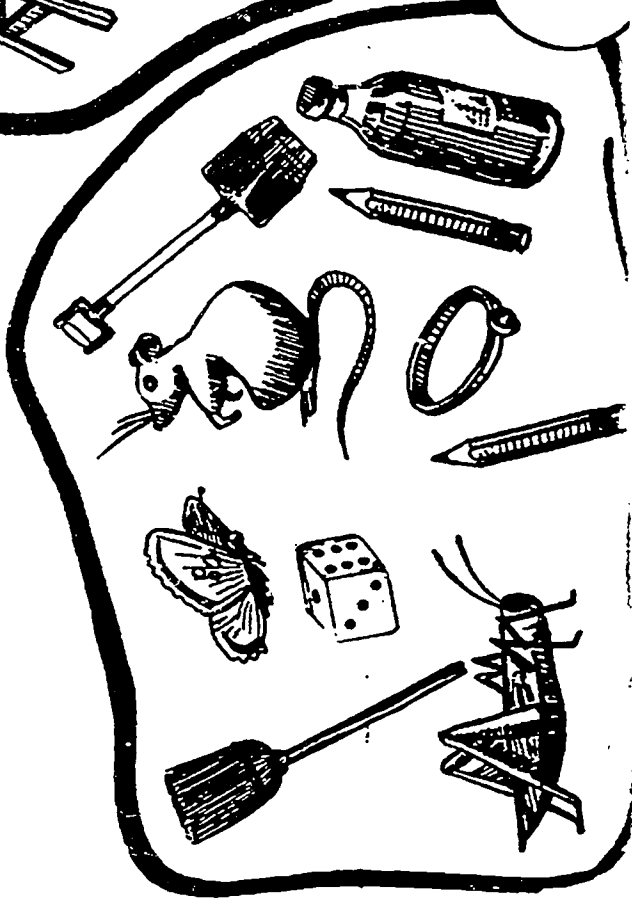

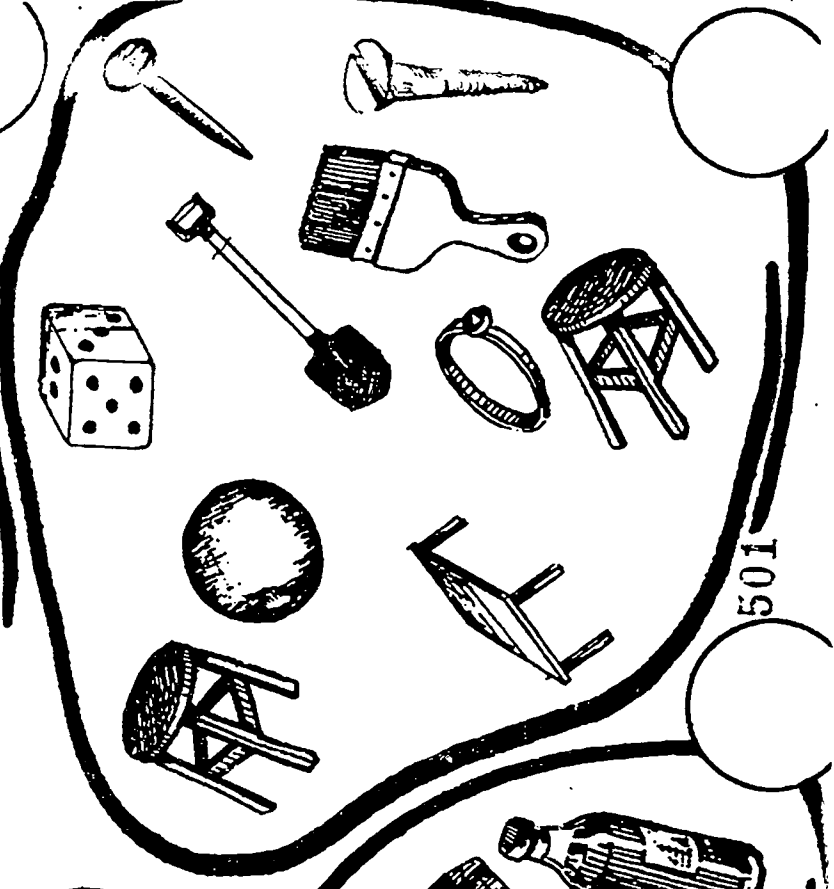
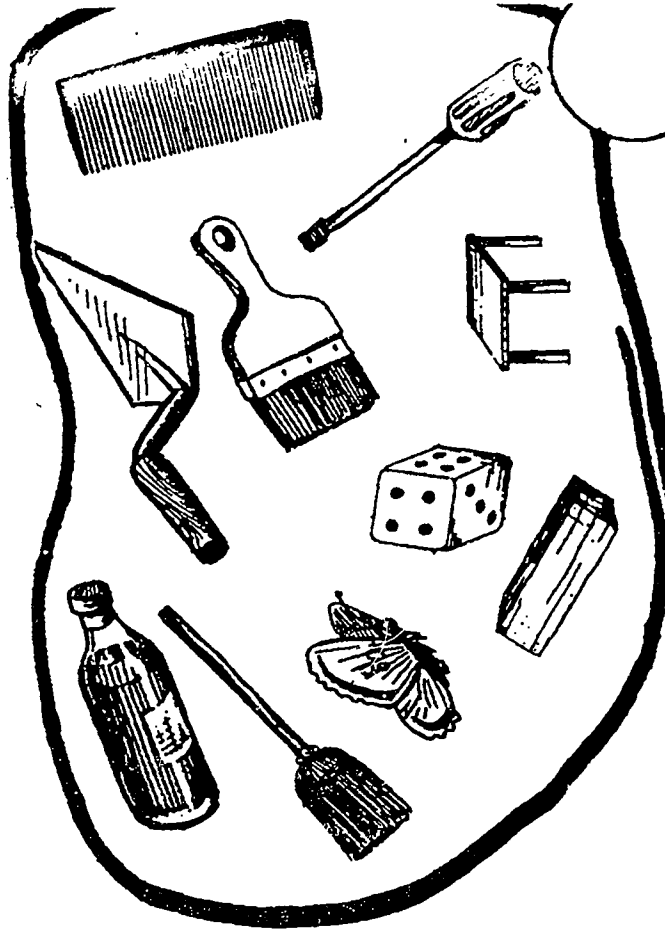


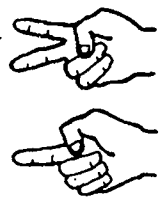
cuente



escriba

10



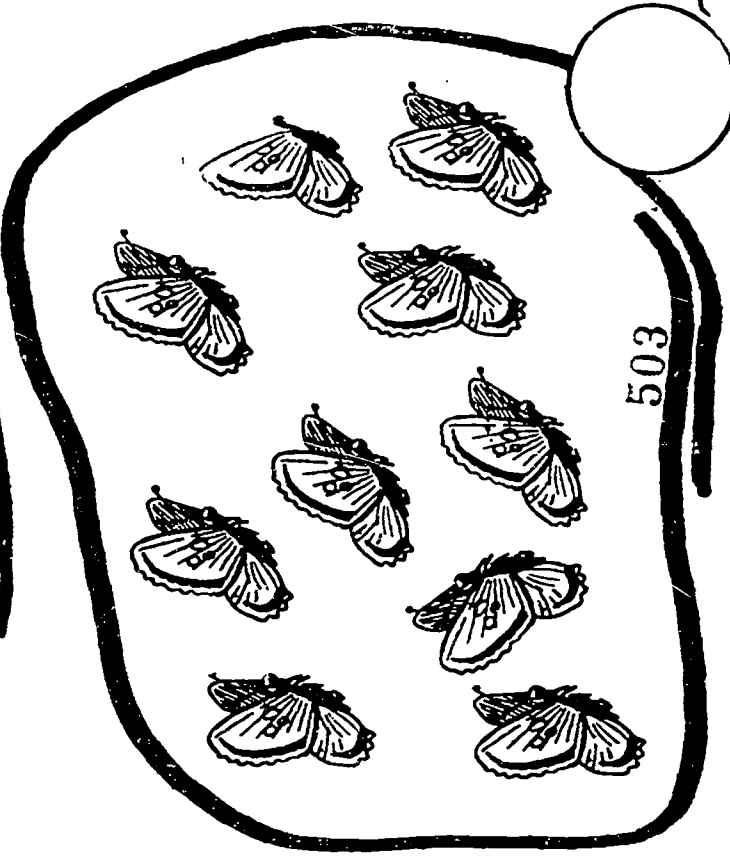
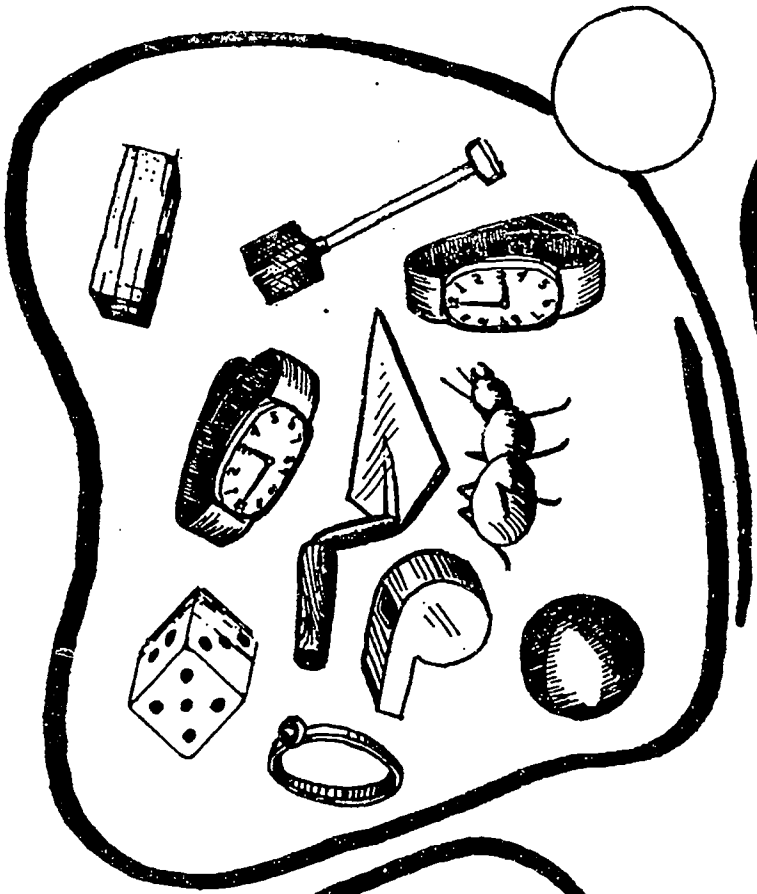
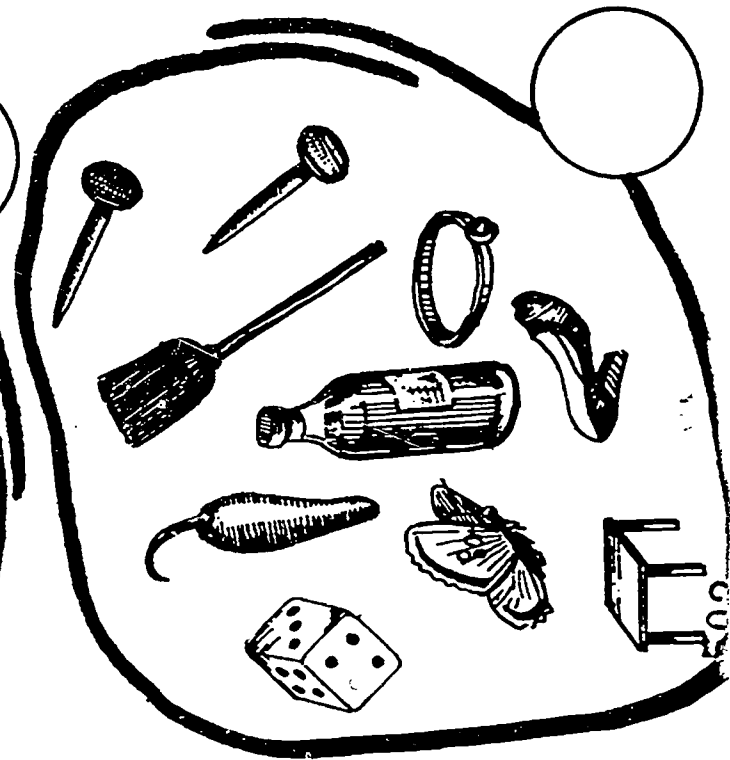




cuenta

y

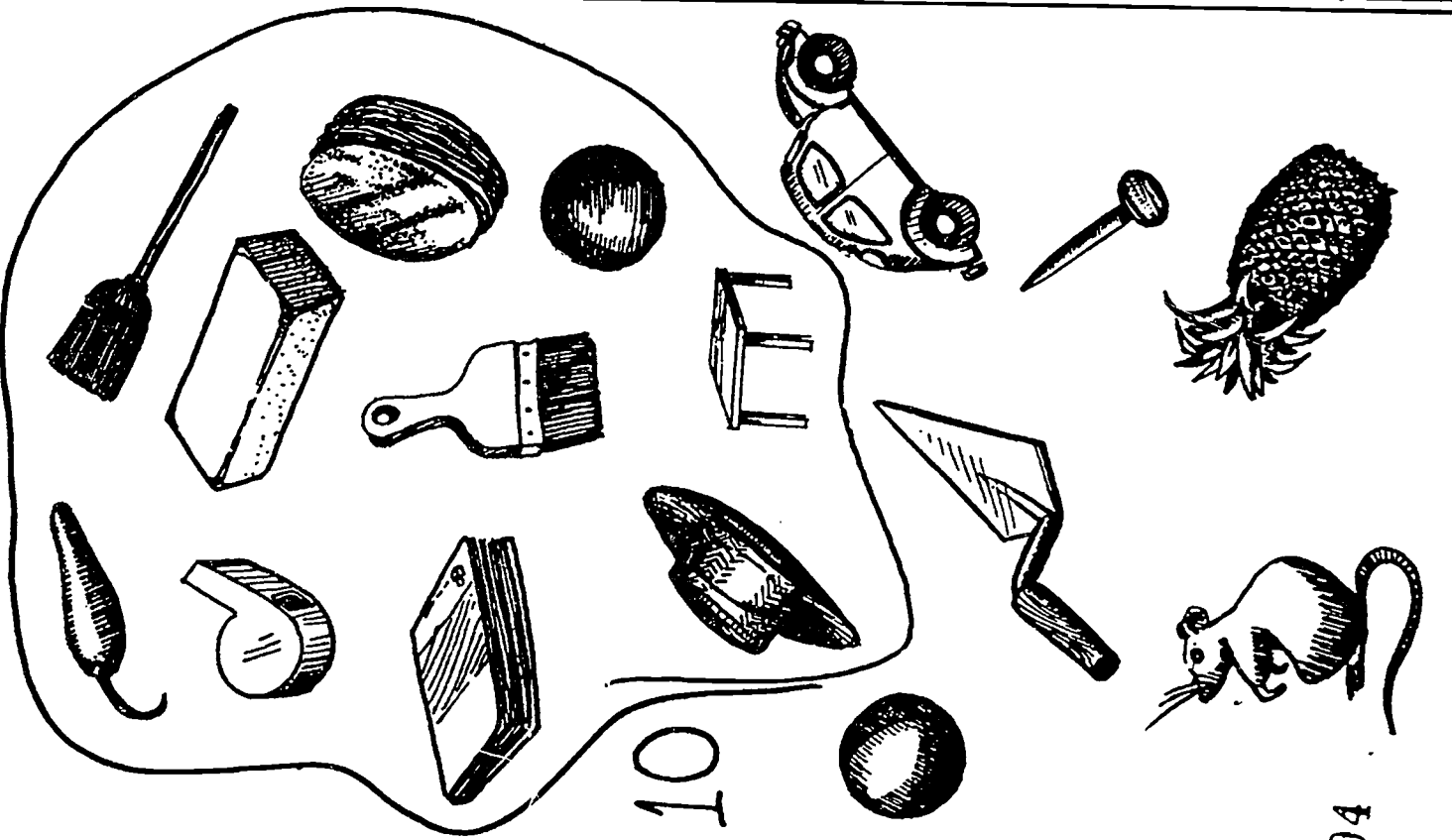



escriba





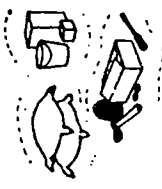

agrupe
de 10 en 10



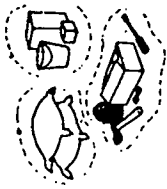


265



507

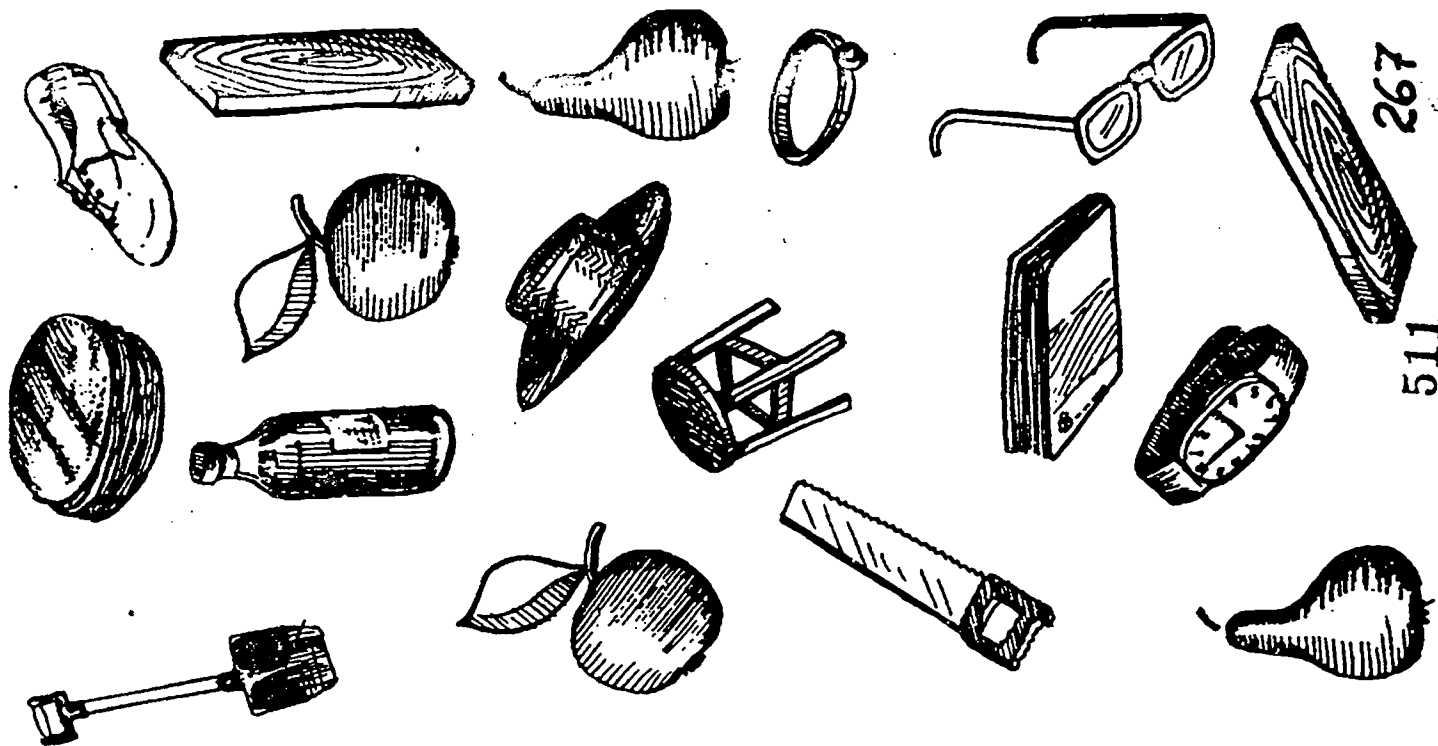


agrupe
de 10 en 10




agrupe
de 10 en 10



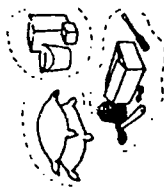


267

511

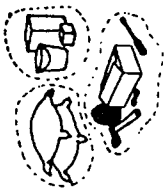


510




agrupe

de 10 en 10

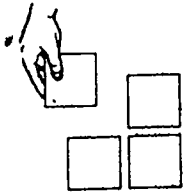


agrupe
de 10 en 10



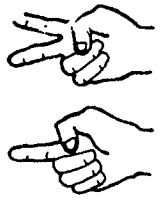
513

512



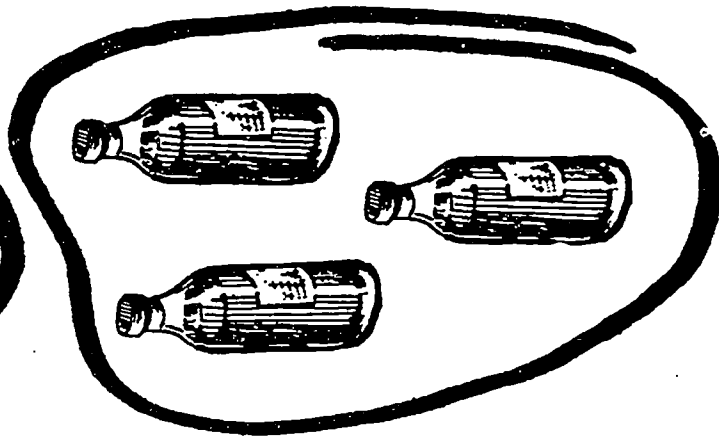
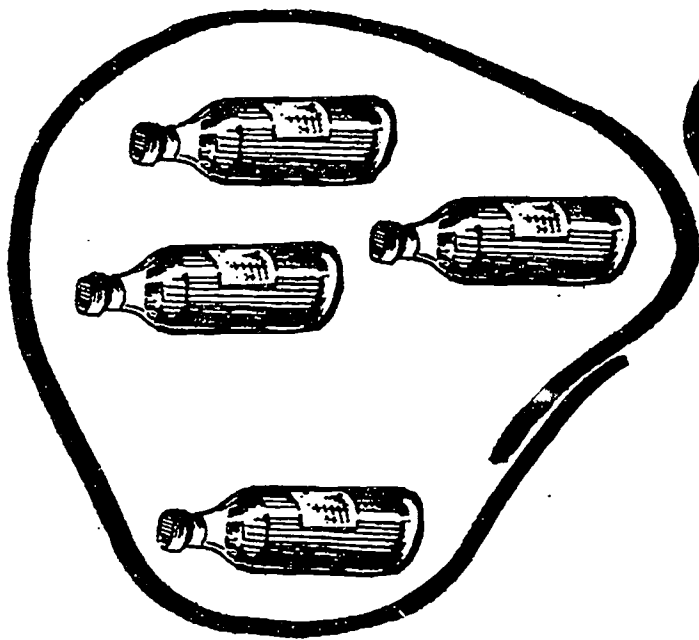
complete

1	2	3	6	7	9	10
—	2	—	5	—	8	9
—	—	4	—	—	8	10
—	3	—	6	—	—	10
—	—	5	7	—	—	—
—	—	—	—	—	—	—
—	—	—	—	—	—	—



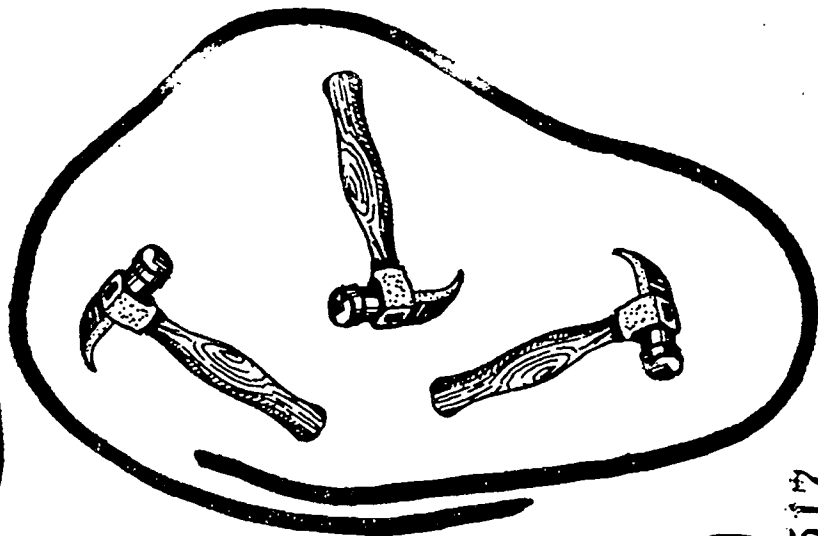
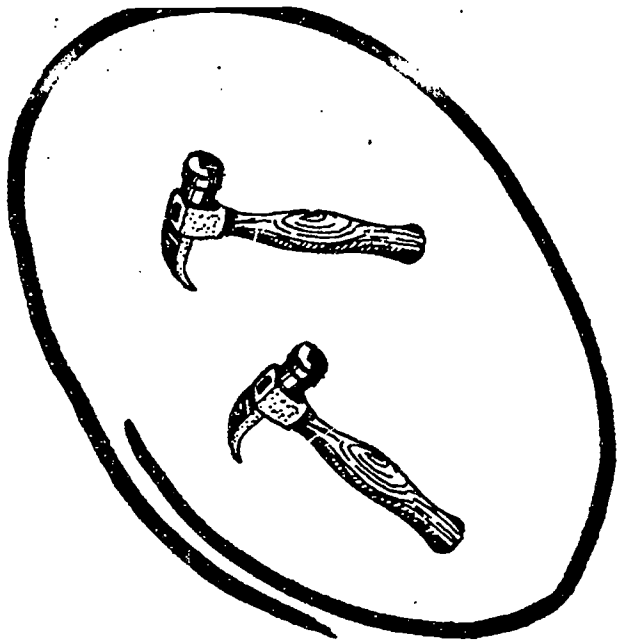
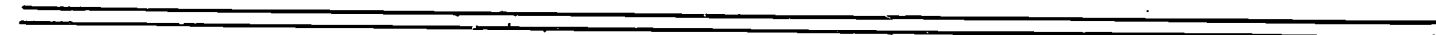
cuente

270



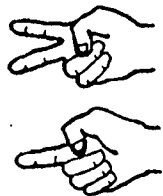
4

516

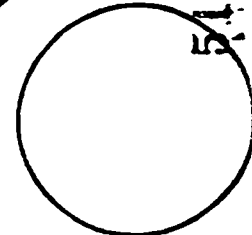
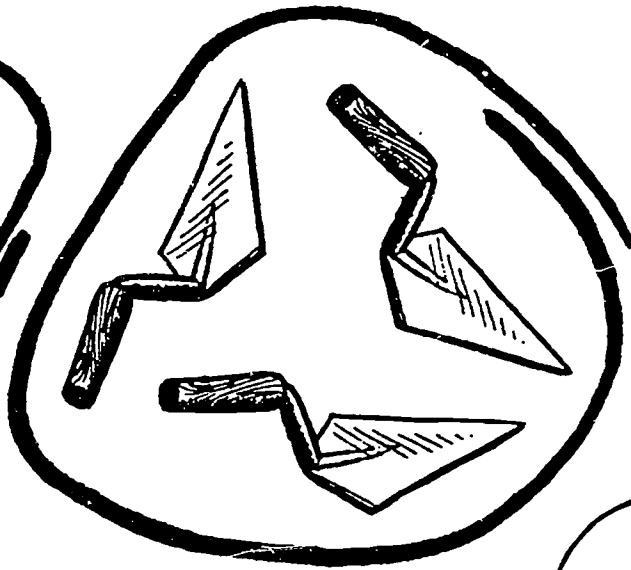
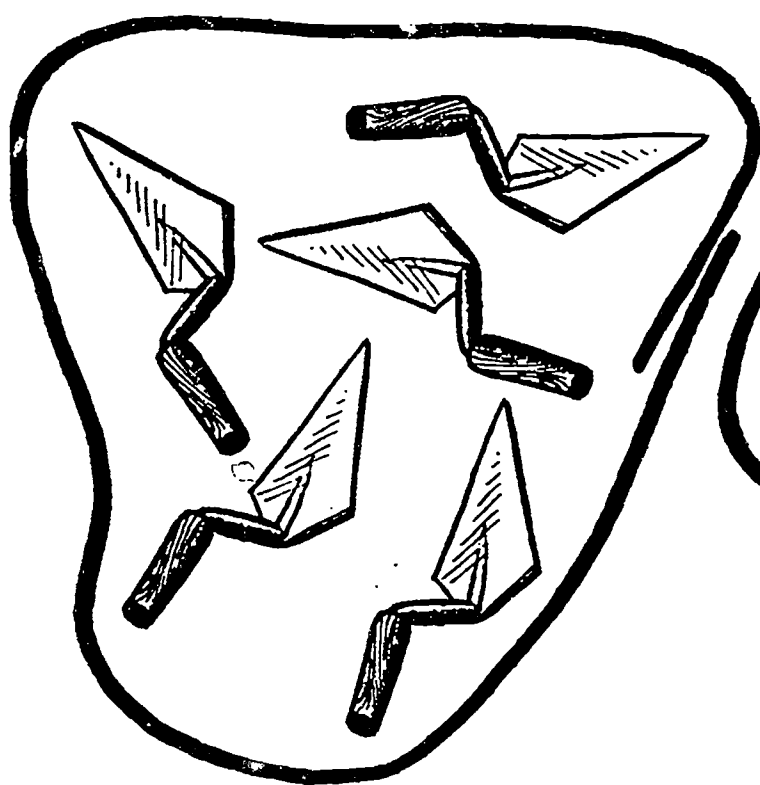


5


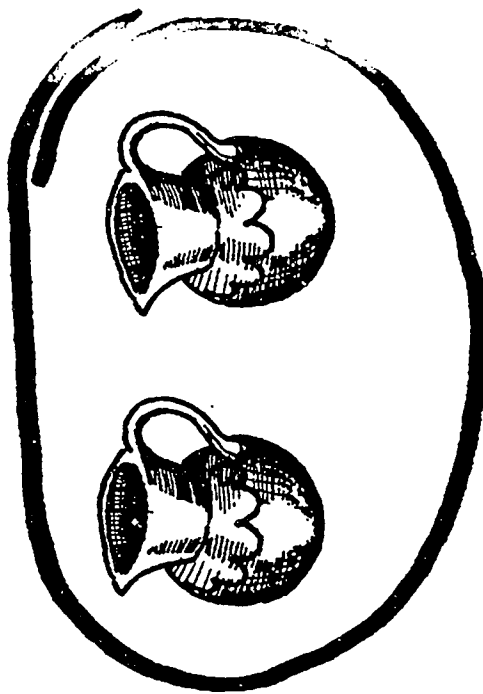
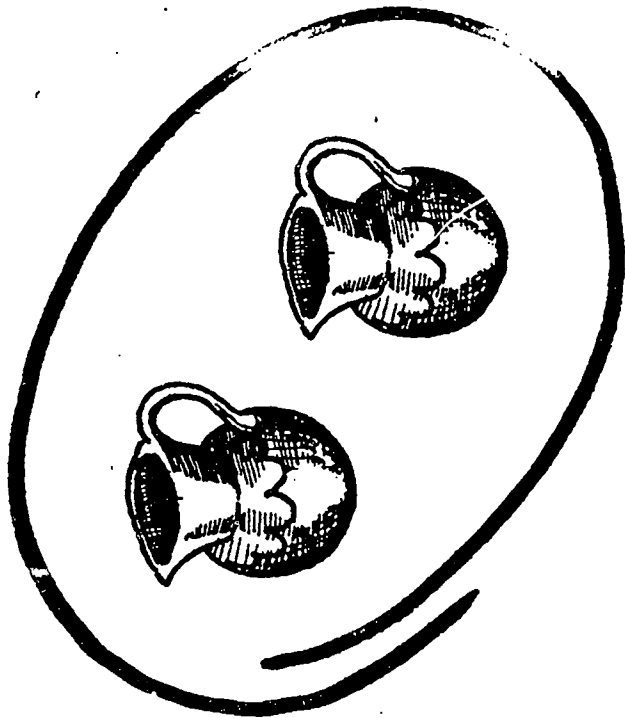
517




cuente




518



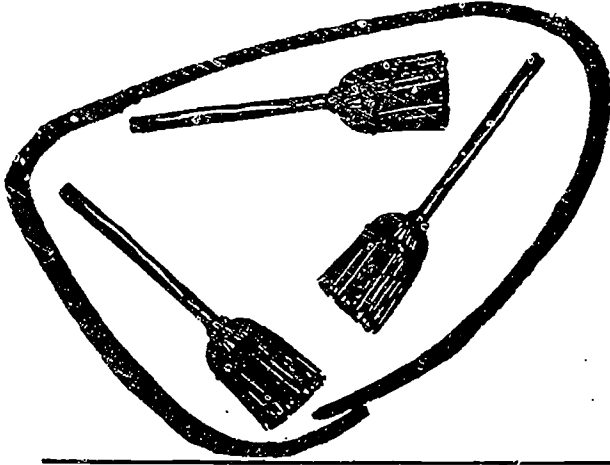

519 271



+



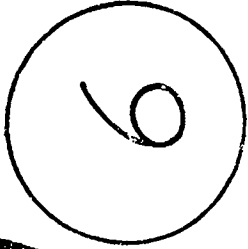
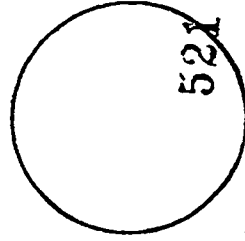
|




+



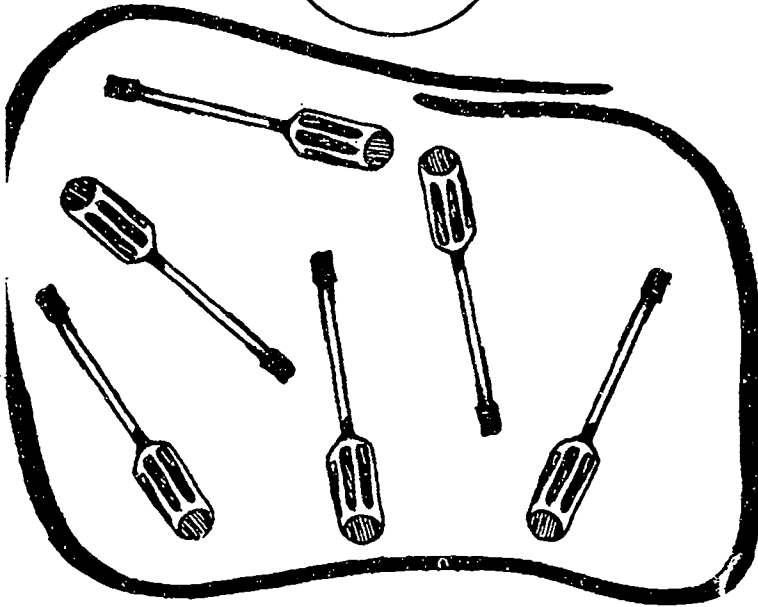
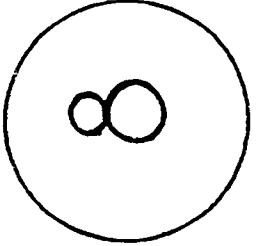
|




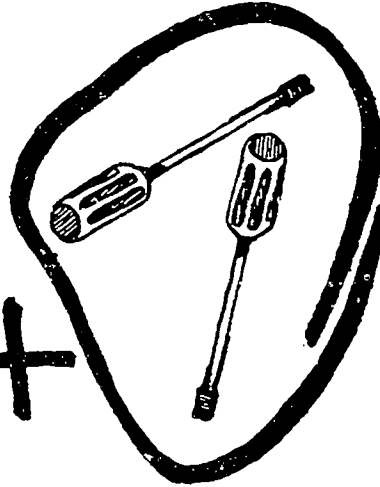
+



|



+

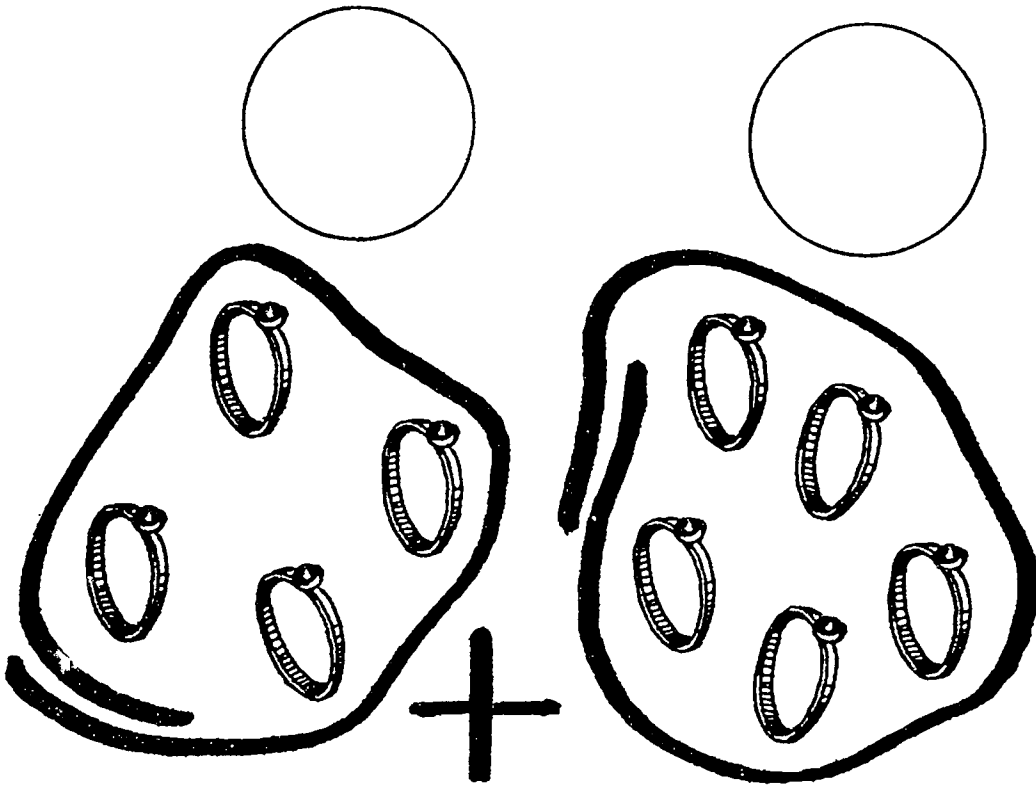


+
sum

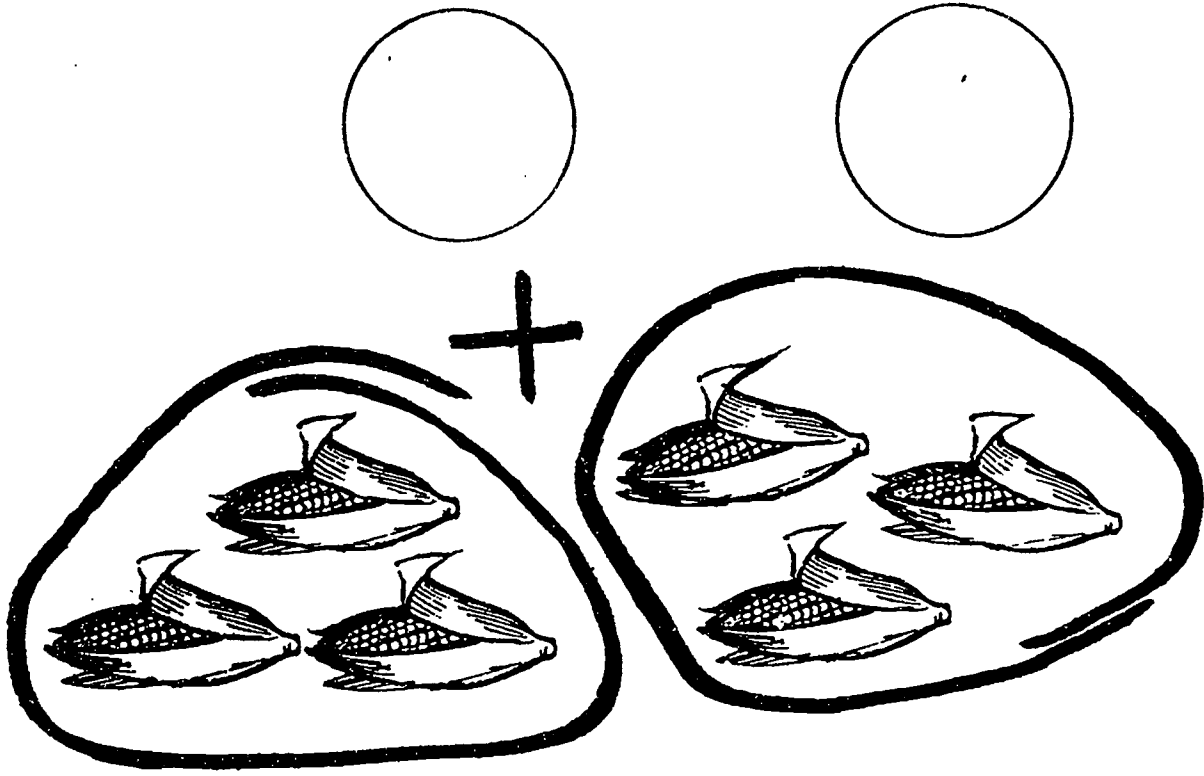
272

520

+
sume



522



523

272

+
sume

$$\begin{array}{r} 5 \\ + 1 \\ \hline 6 \end{array}$$

$$\begin{array}{r} 2 \\ + 5 \\ \hline \end{array}$$

$$\begin{array}{r} 4 \\ + 4 \\ \hline \end{array}$$

$$\begin{array}{r} 5 \\ + 3 \\ \hline \end{array}$$

$$\begin{array}{r} 3 \\ + 2 \\ \hline \end{array}$$

$$\begin{array}{r} 4 \\ + 2 \\ \hline \end{array}$$

$$\begin{array}{r} 3 \\ + 4 \\ \hline \end{array}$$

$$\begin{array}{r} 5 \\ + 5 \\ \hline \end{array}$$

$$\begin{array}{r} 2 \\ + 3 \\ \hline \end{array}$$

$$\begin{array}{r} 7 \\ + 2 \\ \hline \end{array}$$

$$\begin{array}{r} 8 \\ + 1 \\ \hline \end{array}$$

$$\begin{array}{r} 7 \\ + 0 \\ \hline \end{array}$$

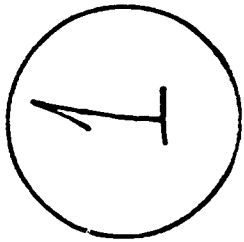

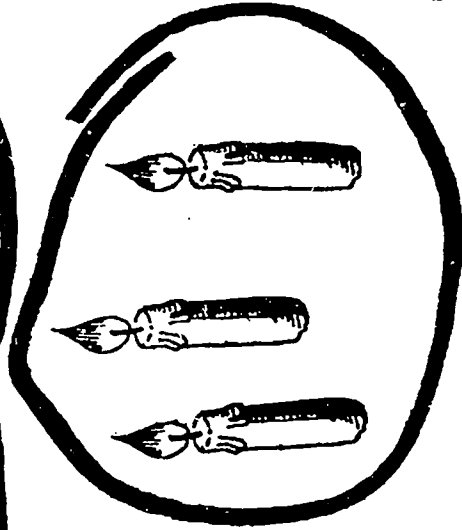

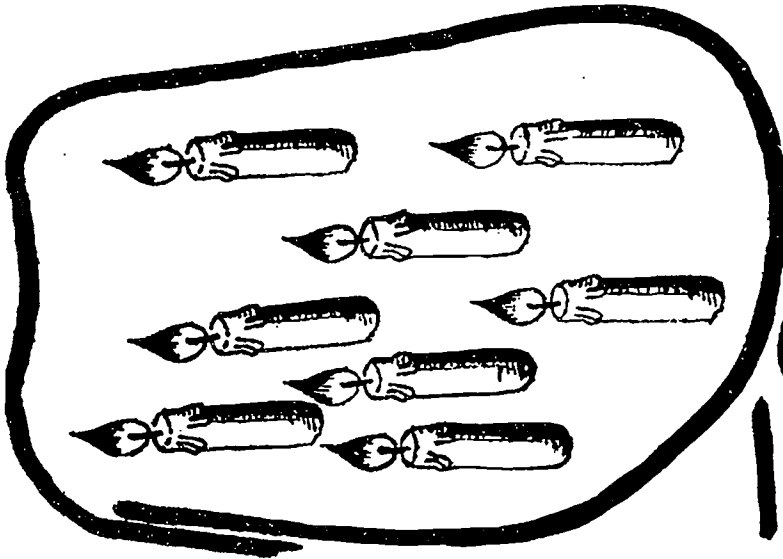
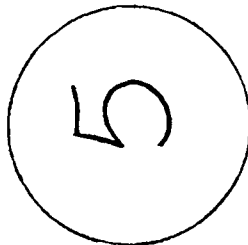
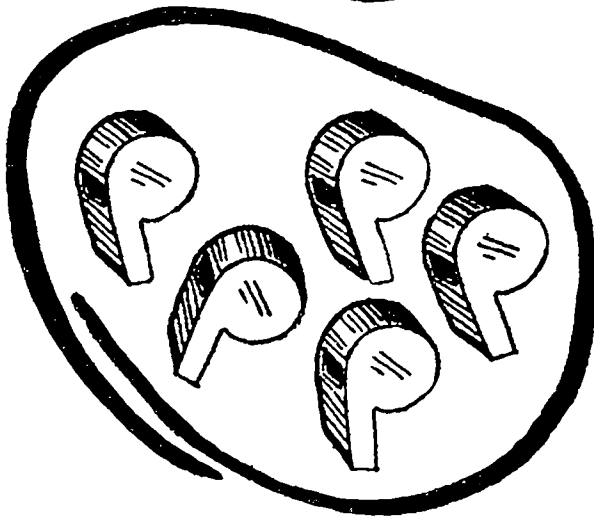
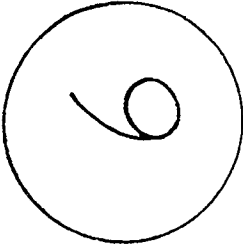
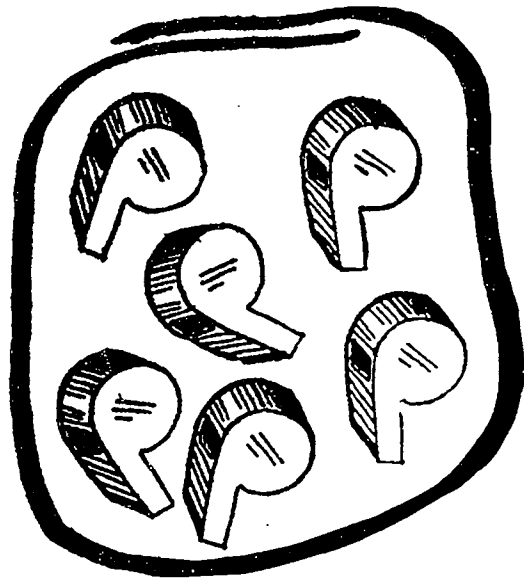
$$\begin{array}{r} 6 \\ + 4 \\ \hline \end{array}$$

$$\begin{array}{r} 2 \\ + 7 \\ \hline \end{array}$$


$$\begin{array}{r} 1 \\ + 8 \\ \hline \end{array}$$

$$\begin{array}{r} 6 \\ + 0 \\ \hline \end{array}$$

—
reste



526

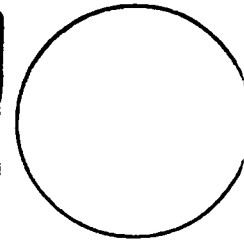


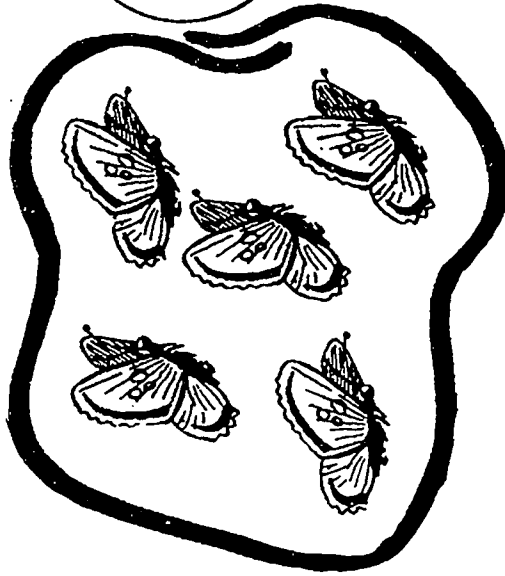

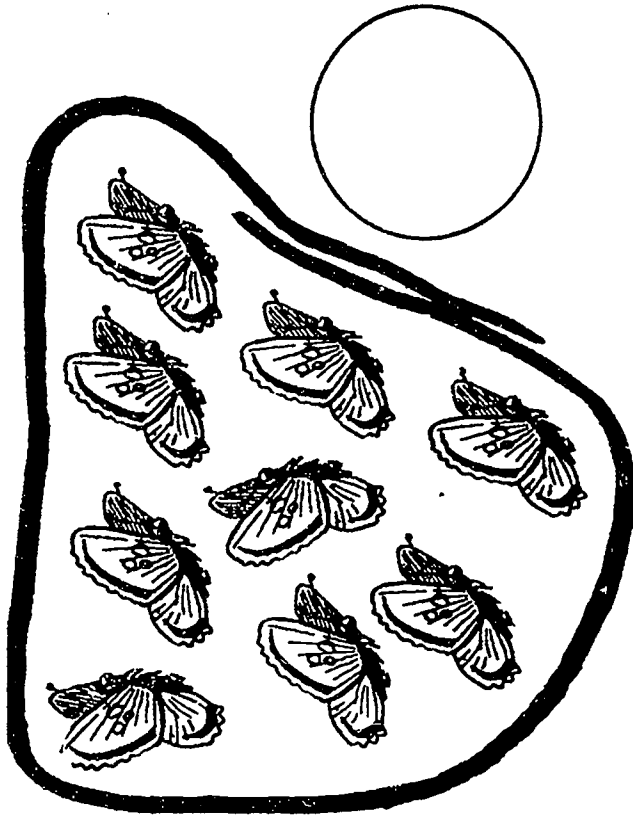


527


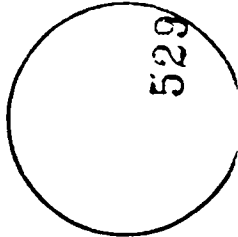


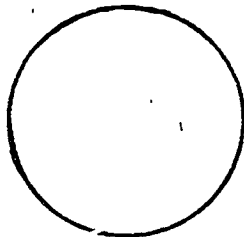

275

reste

276



528



529

—
reste

$$\begin{array}{r} 4 \\ -1 \\ \hline 3 \end{array}$$

$$\begin{array}{r} 8 \\ -8 \\ \hline \end{array}$$

$$\begin{array}{r} 9 \\ -8 \\ \hline \end{array}$$

$$\begin{array}{r} 2 \\ -1 \\ \hline \end{array}$$

$$\begin{array}{r} 5 \\ -4 \\ \hline \end{array}$$

$$\begin{array}{r} 9 \\ -1 \\ \hline \end{array}$$

$$\begin{array}{r} 6 \\ -0 \\ \hline \end{array}$$

$$\begin{array}{r} 6 \\ -5 \\ \hline \end{array}$$

$$\begin{array}{r} 7 \\ -2 \\ \hline \end{array}$$

$$\begin{array}{r} 5 \\ -2 \\ \hline \end{array}$$

$$\begin{array}{r} 4 \\ -2 \\ \hline \end{array}$$

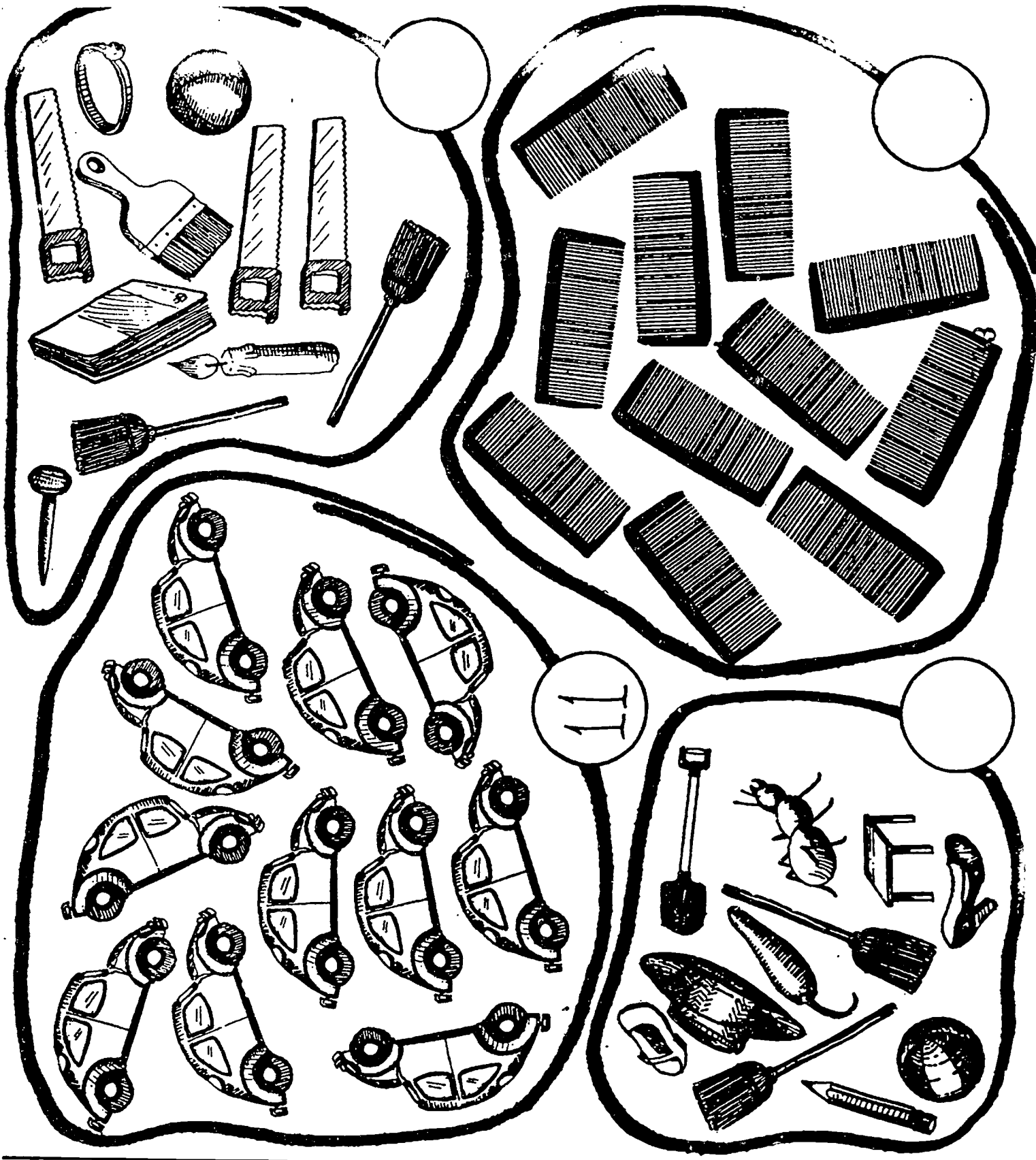
$$\begin{array}{r} 3 \\ -1 \\ \hline \end{array}$$

$$\begin{array}{r} 4 \\ -4 \\ \hline \end{array}$$

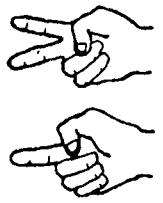
$$\begin{array}{r} 8 \\ -4 \\ \hline \end{array}$$

$$\begin{array}{r} 2 \\ -2 \\ \hline \end{array}$$

$$\begin{array}{r} 3 \\ -0 \\ \hline 277 \end{array}$$



11

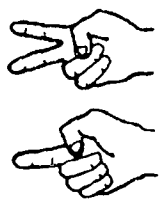


cuente

y



escriba

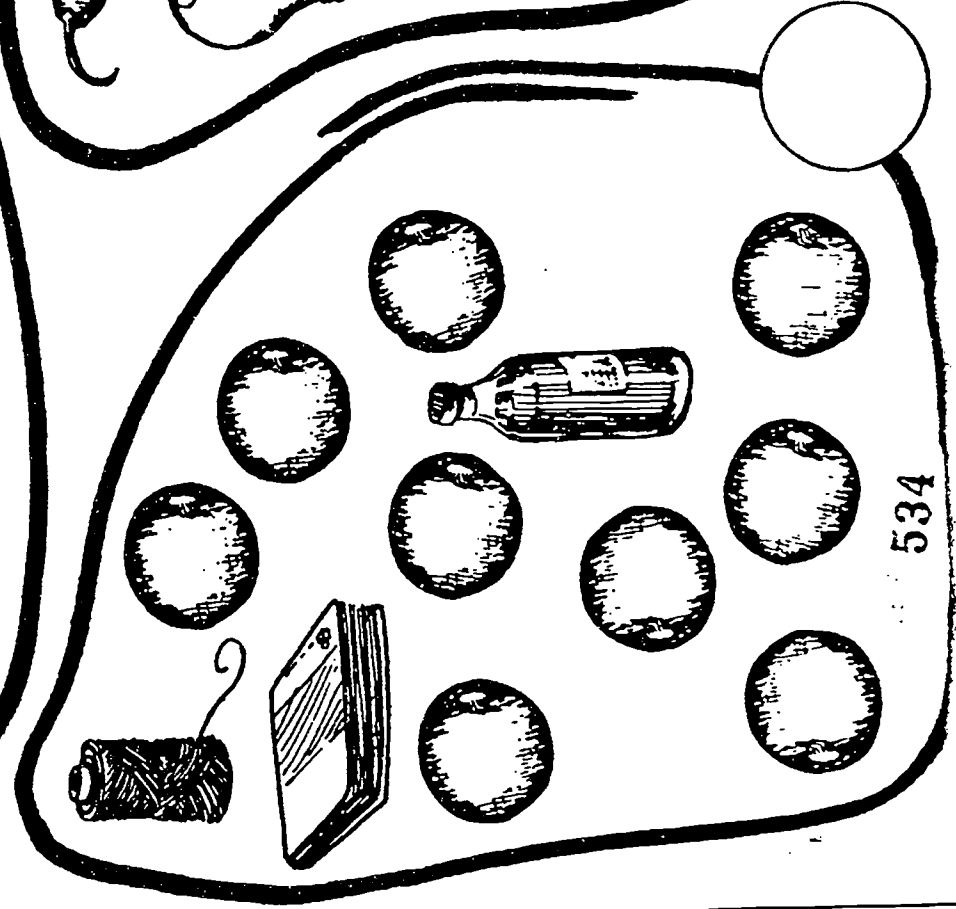
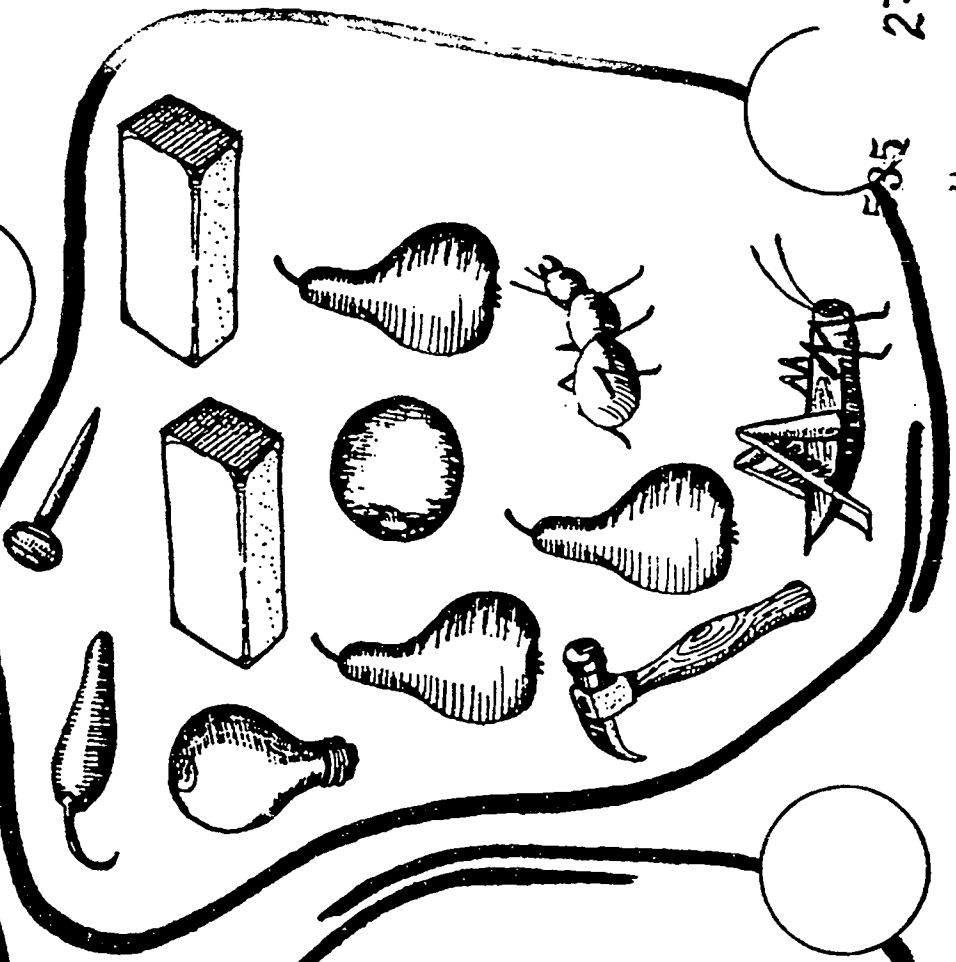



cuente

y



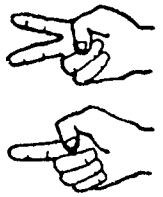
escriba



535

534

27:

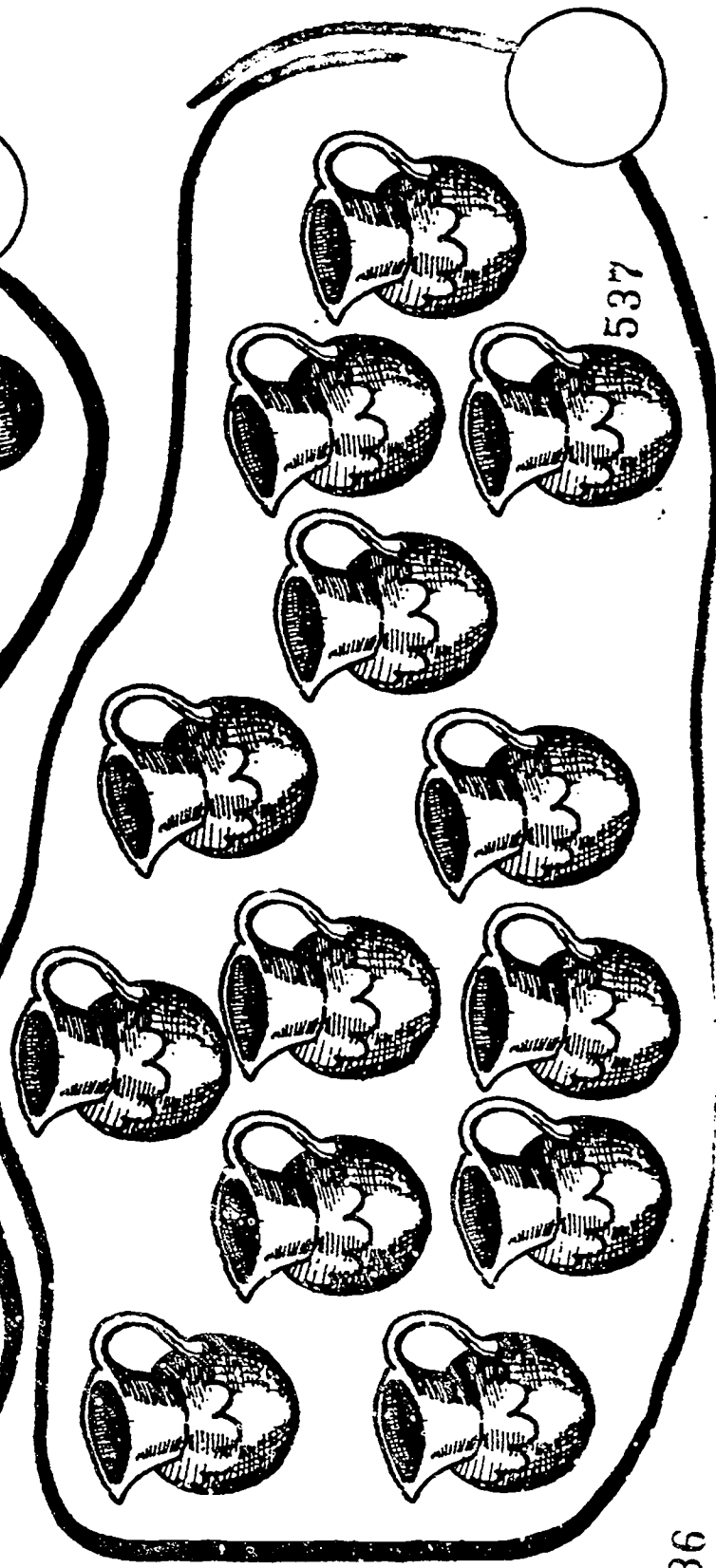

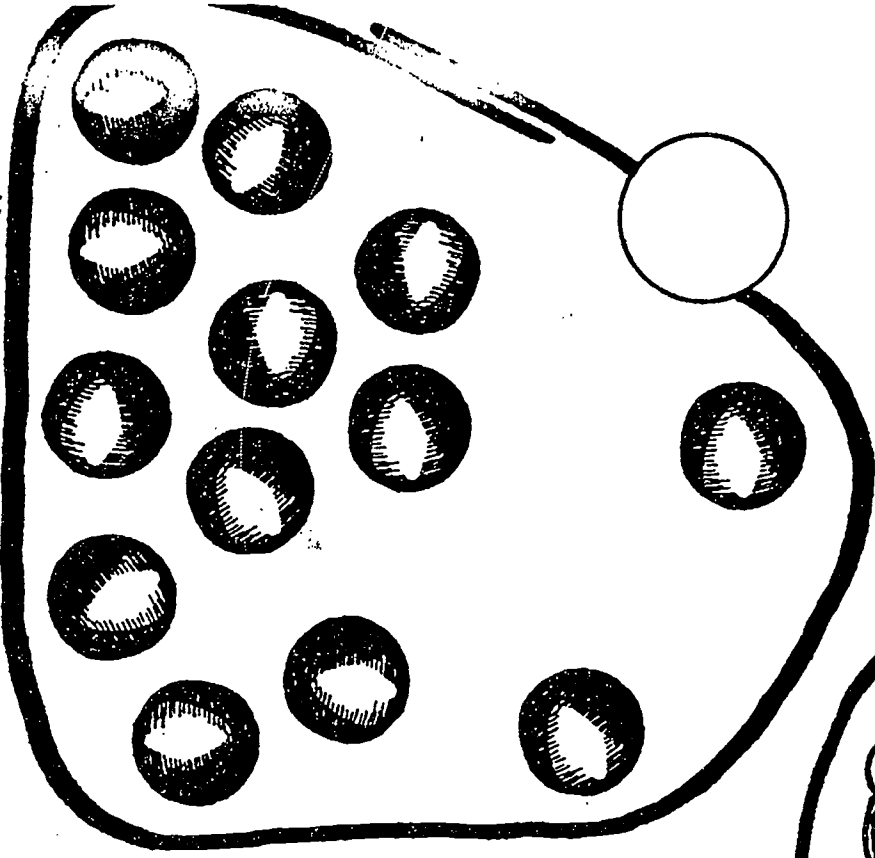


cuente

y

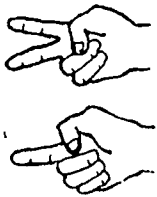


escriba



537

536

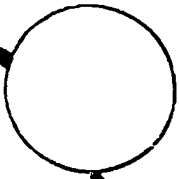
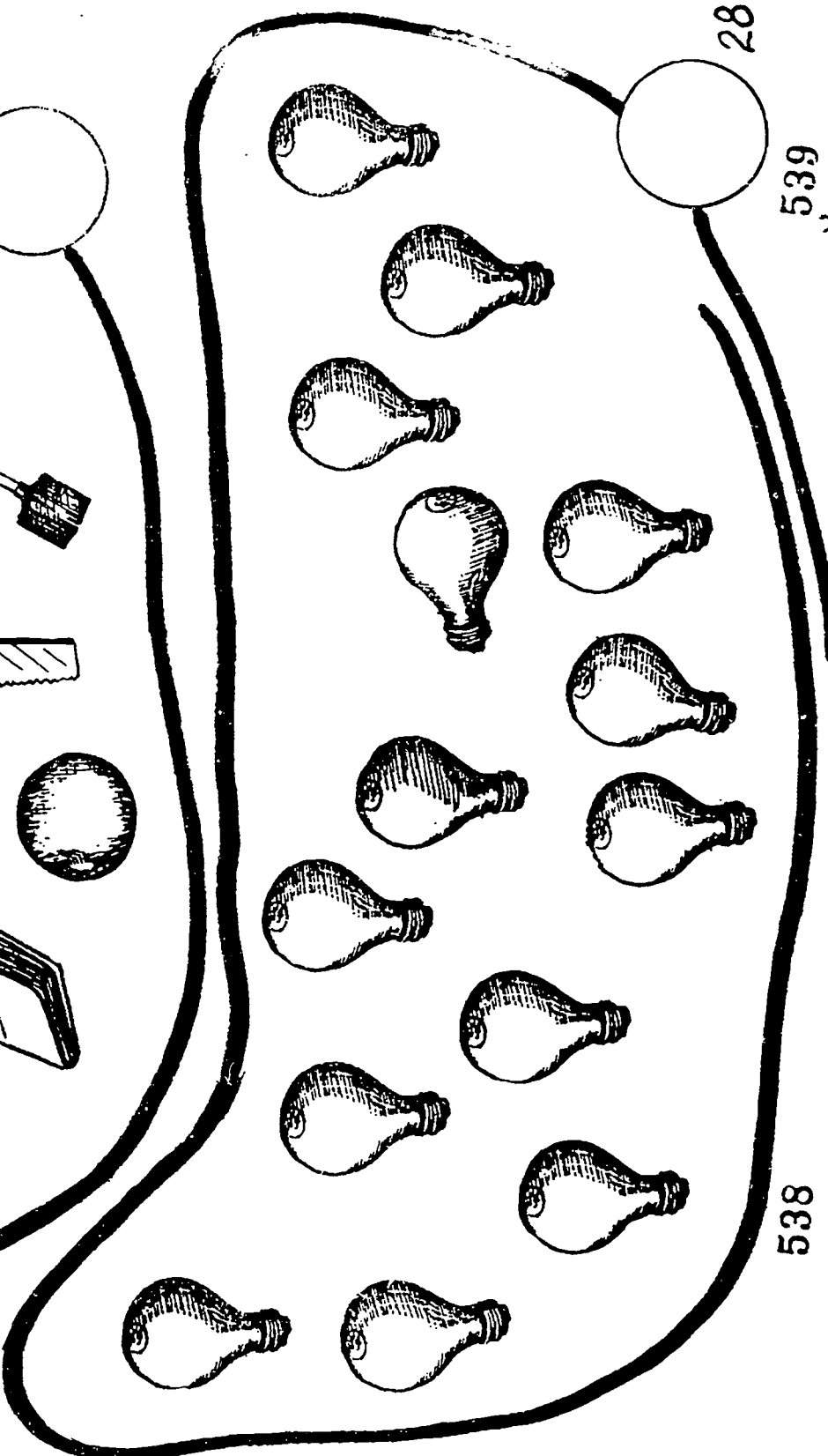

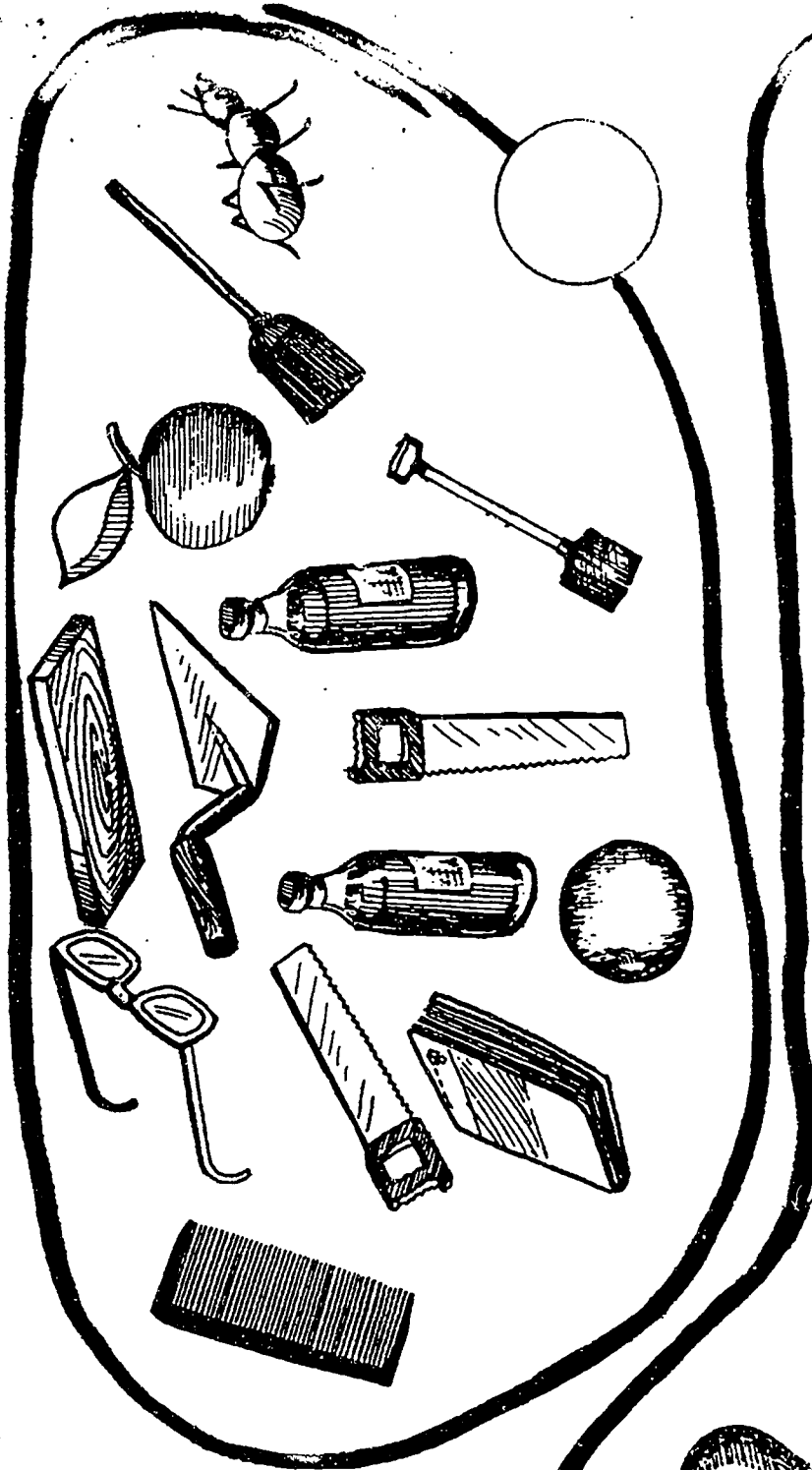


cuente

y



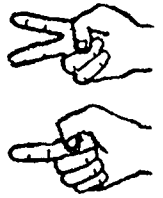

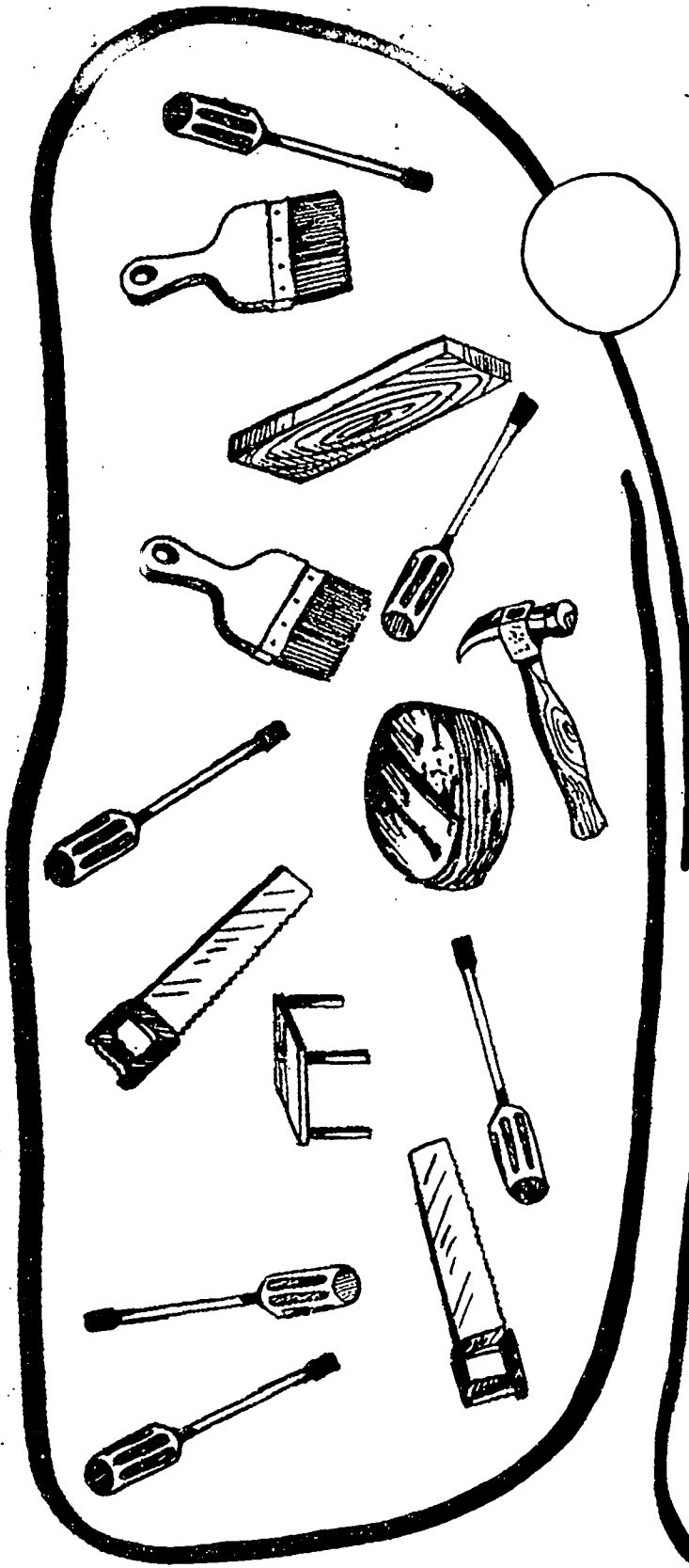
escriba



281

539

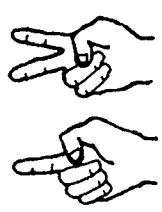
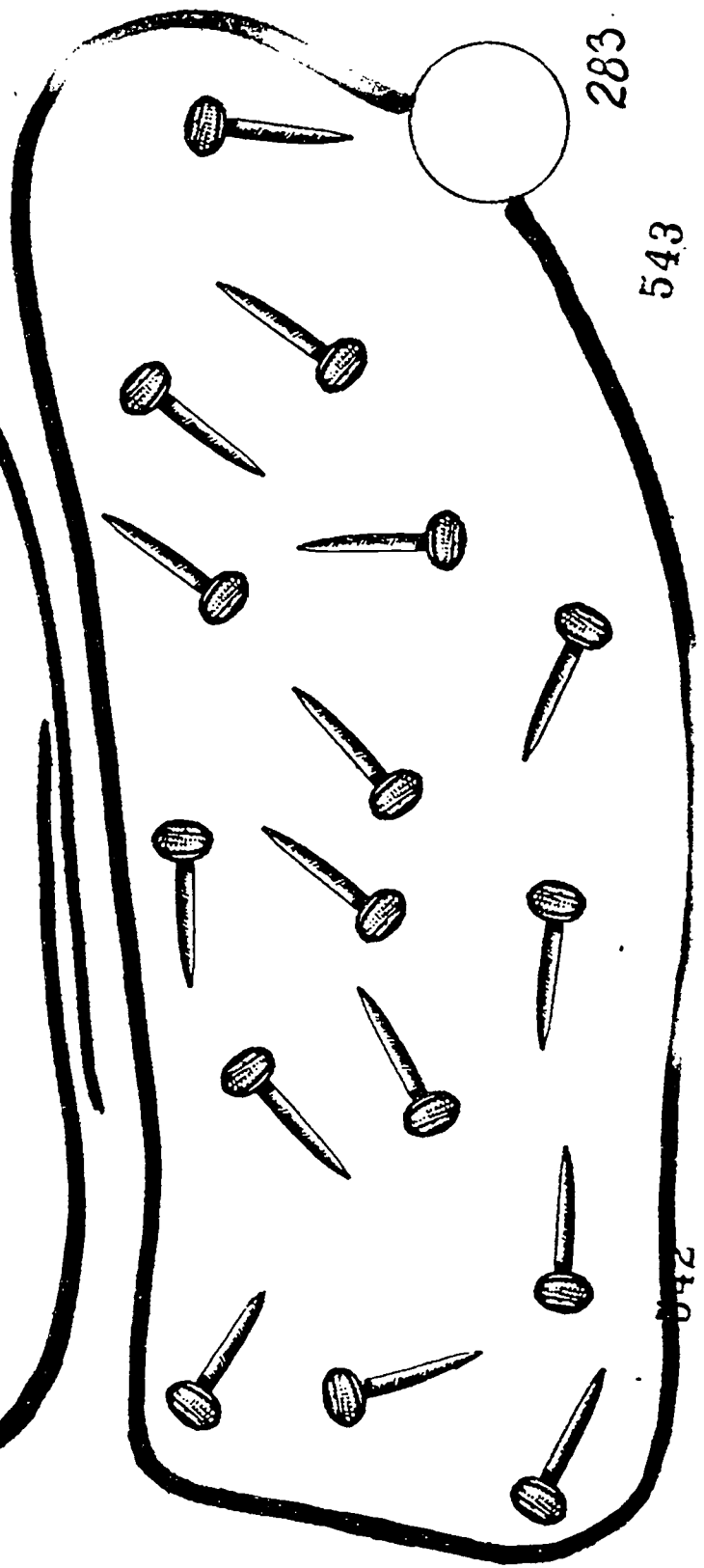
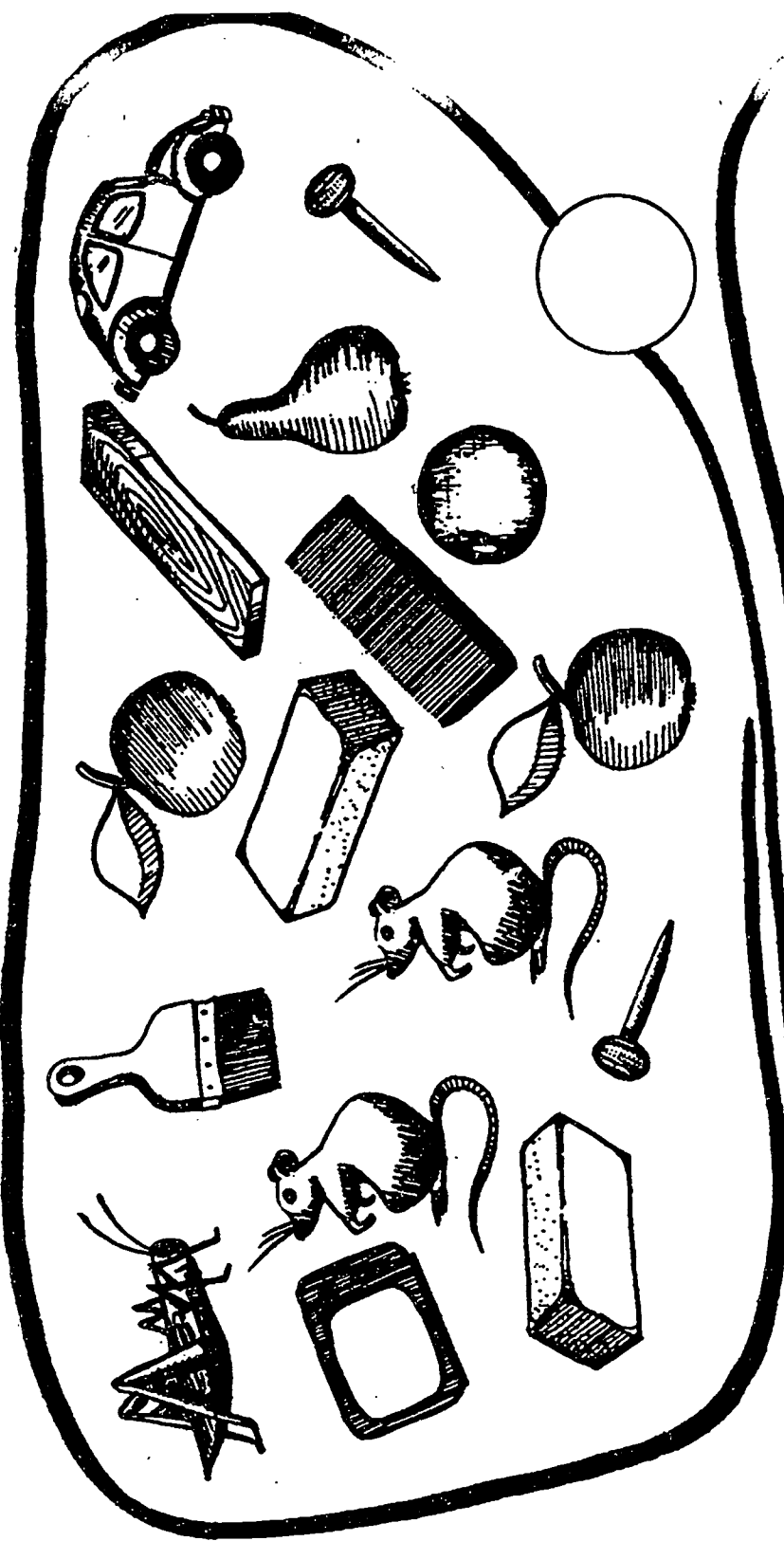
538



cuente



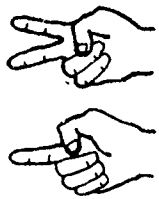
escriba



cuente



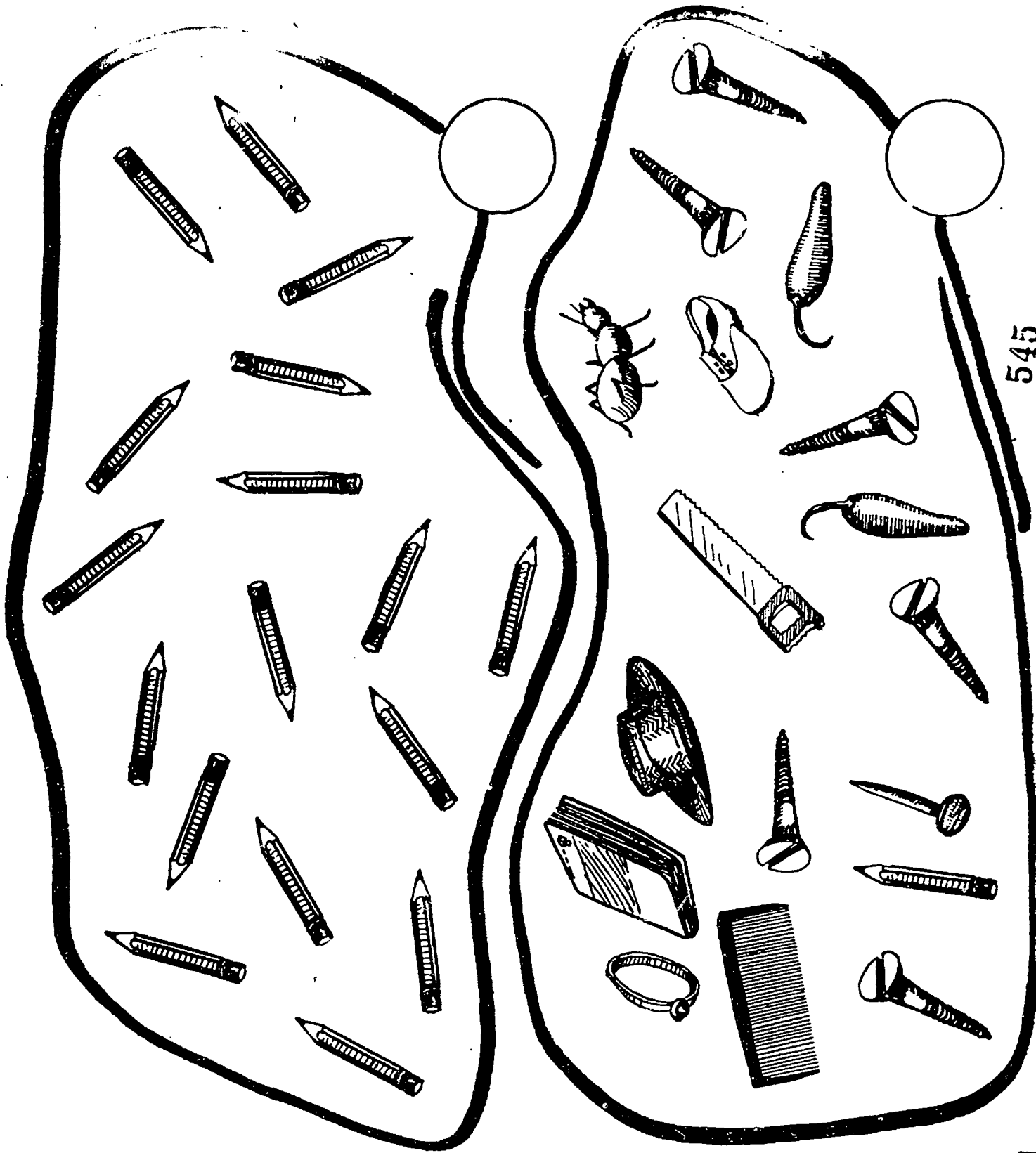
escriba

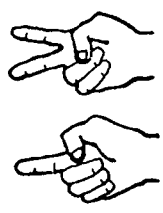
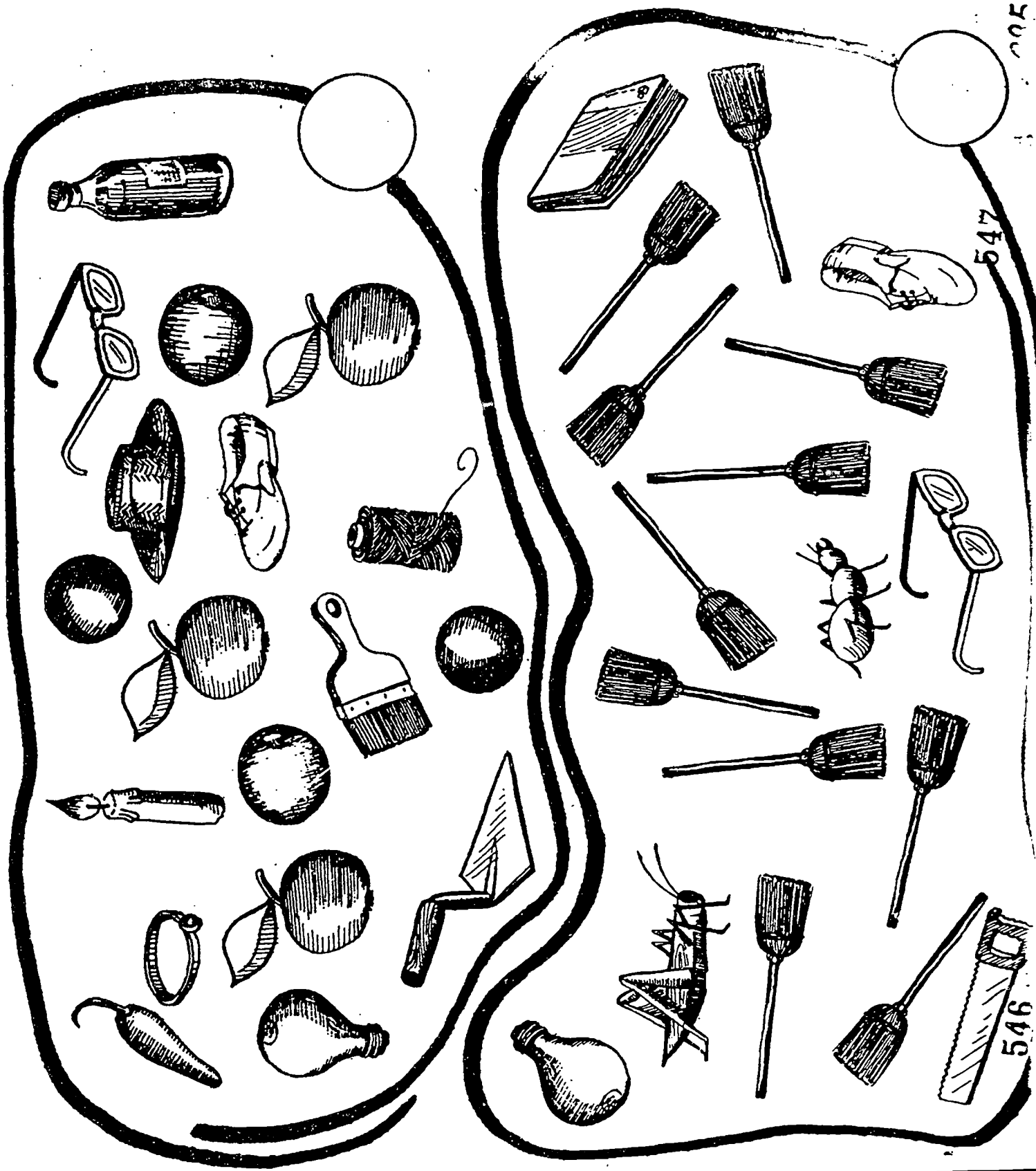


cuente



escriba



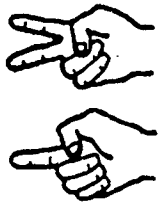


cuente

y



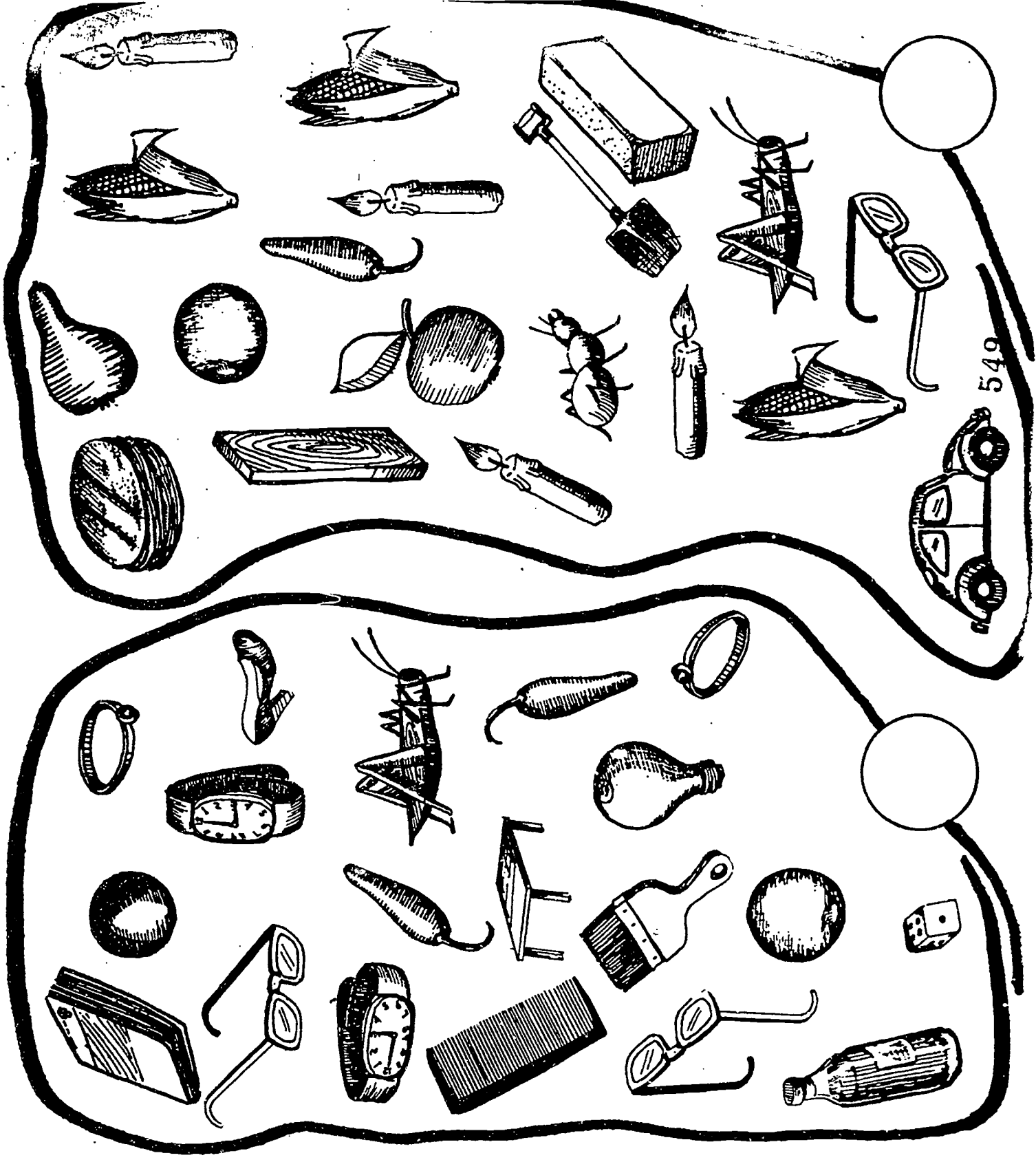
escriba



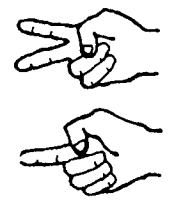
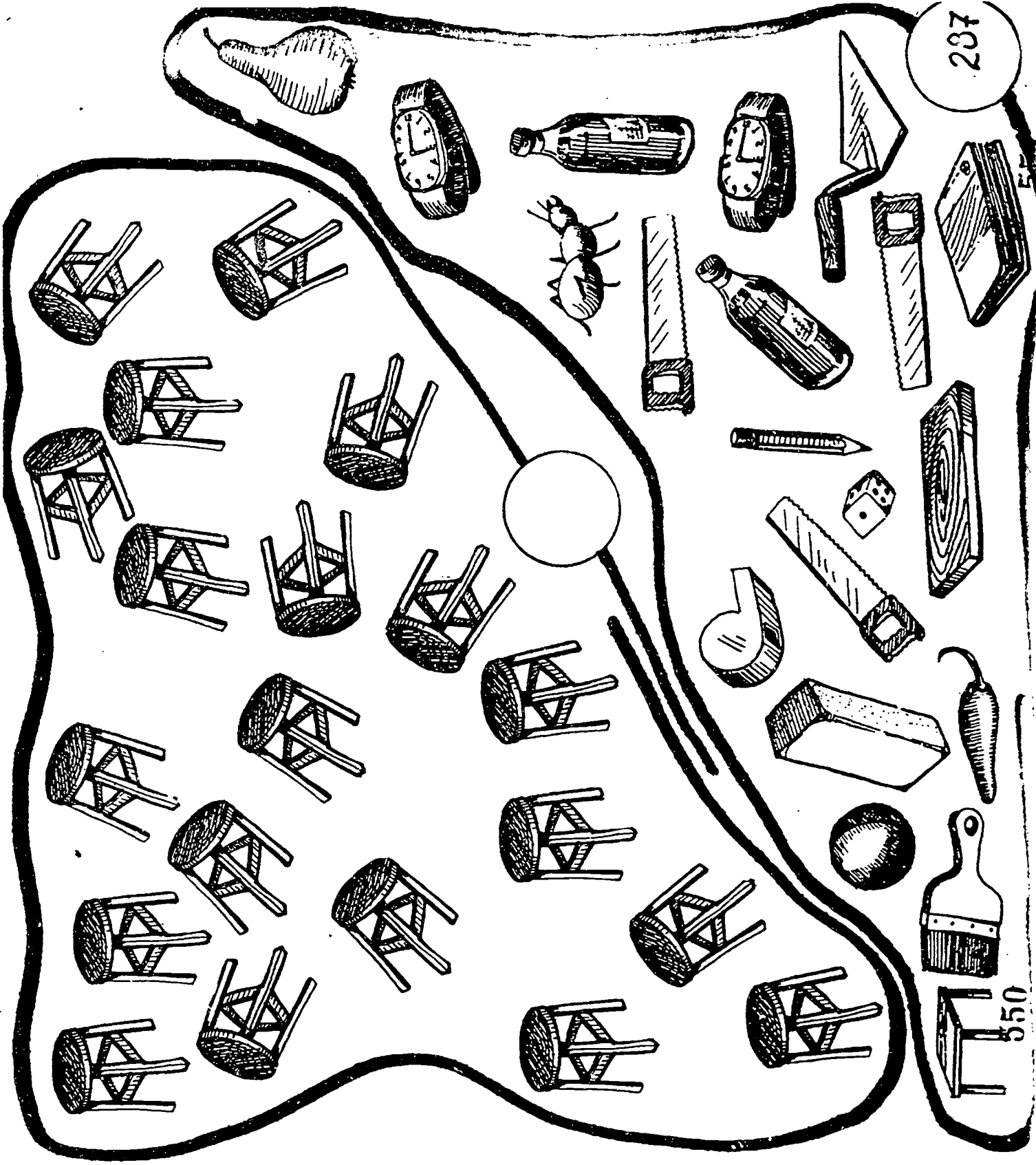
cuenta



escriba



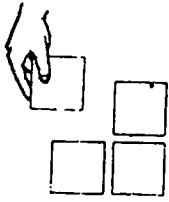
549



cuente



escriba



complete

11 — 13 — 15 16 — 18 — 20

— 12 — — — 16 — — 19 20

11 — — 14 — — 17 — —

— — 13 — — — — — 20

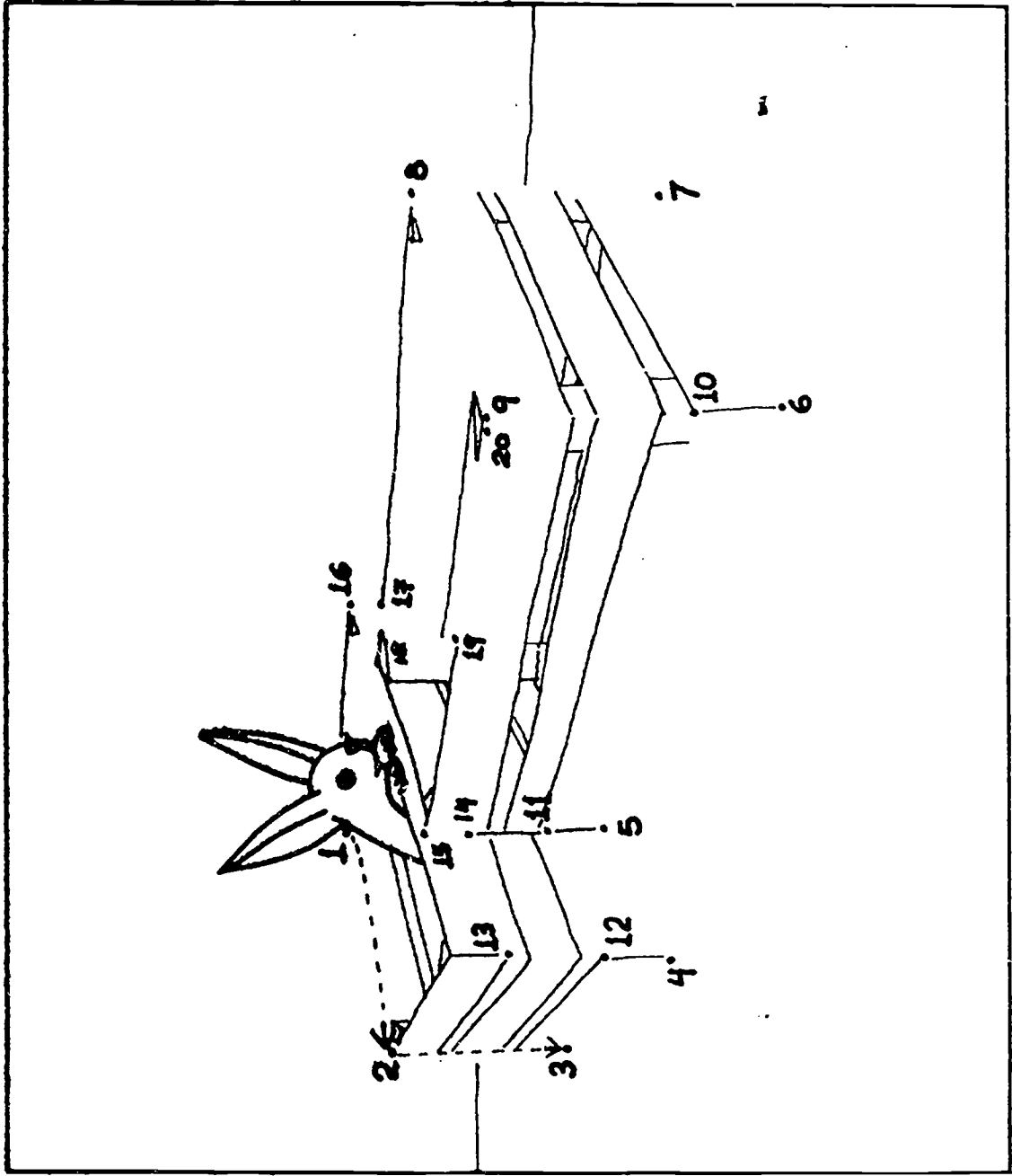
1 2 3 4 5

6 7 8 9 10

11 12 13 14 15

16 17 18 19 20

dibuje



290

556

557

+
sume

$$\begin{array}{r} 6 \\ + 8 \\ \hline 14 \end{array}$$

$$\begin{array}{r} 9 \\ + 9 \\ \hline \end{array}$$

$$\begin{array}{r} 3 \\ + 7 \\ \hline \end{array}$$

$$\begin{array}{r} 9 \\ + 6 \\ \hline \end{array}$$

$$\begin{array}{r} 7 \\ + 5 \\ \hline \end{array}$$

$$\begin{array}{r} 5 \\ + 6 \\ \hline \end{array}$$

$$\begin{array}{r} 8 \\ + 4 \\ \hline \end{array}$$

$$\begin{array}{r} 5 \\ + 8 \\ \hline \end{array}$$

$$\begin{array}{r} 5 \\ + 5 \\ \hline \end{array}$$

$$\begin{array}{r} 6 \\ + 9 \\ \hline \end{array}$$

$$\begin{array}{r} 9 \\ + 2 \\ \hline \end{array}$$

$$\begin{array}{r} 4 \\ + 9 \\ \hline \end{array}$$

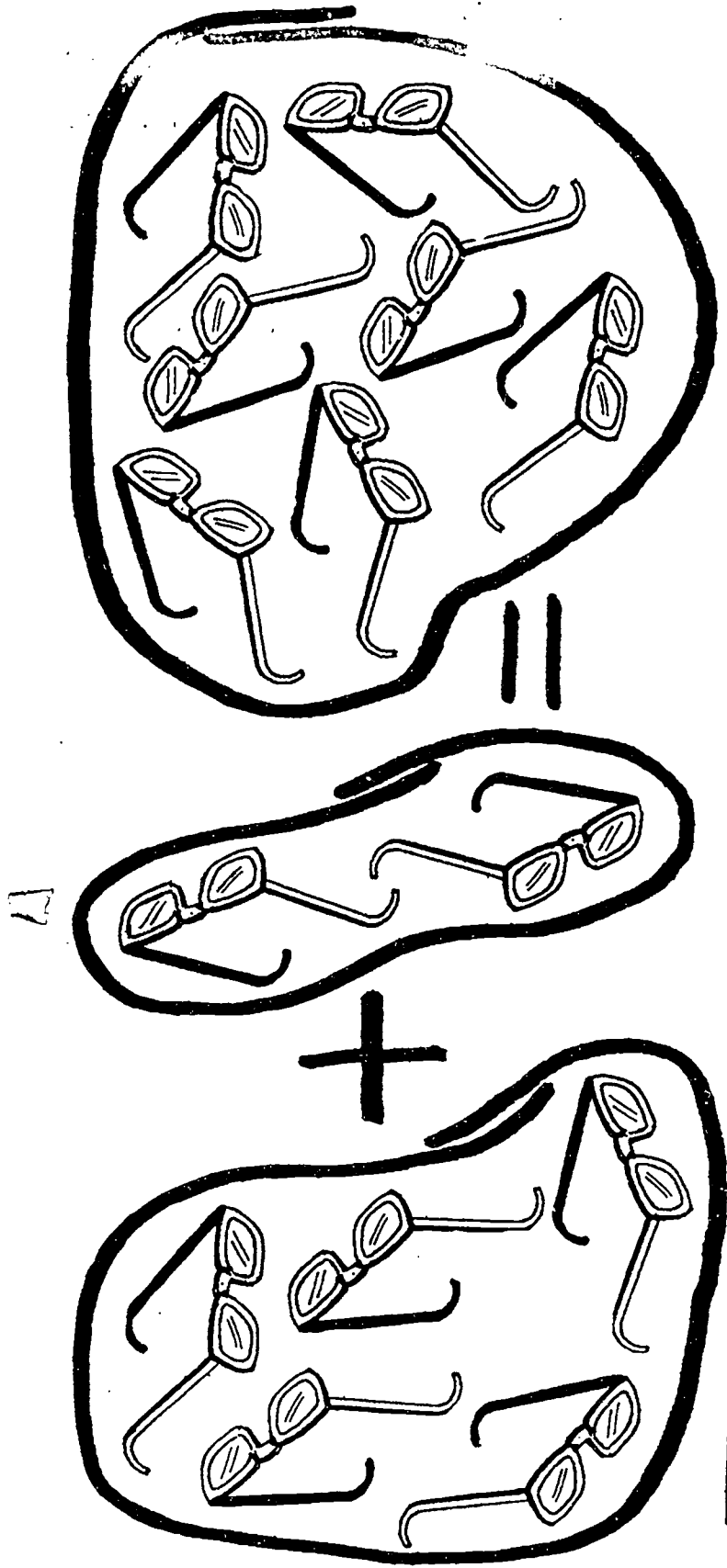
$$\begin{array}{r} 7 \\ + 8 \\ \hline \end{array}$$

$$\begin{array}{r} 7 \\ + 3 \\ \hline \end{array}$$

$$\begin{array}{r} 7 \\ + 6 \\ \hline \end{array}$$

$$\begin{array}{r} 8 \\ + 9 \\ \hline 291 \end{array}$$

+
sume



5





+

2

=

7

+
sume



+
sume

 $1 + 2 = 3$

$5 + 9 =$

$3 + 4 =$

$9 + 9 =$

$4 + 5 =$

$9 + 7 =$

$6 + 5 =$

$8 + 3 =$

$7 + 6 =$

$5 + 5 =$

+
sume

$$\begin{array}{r} 15 \\ + 3 \\ \hline \end{array}$$

$$\begin{array}{r} 12 \\ + 3 \\ \hline \end{array}$$

$$\begin{array}{r} 13 \\ + 7 \\ \hline \end{array}$$

$$\begin{array}{r} 11 \\ + 4 \\ \hline \end{array}$$

$$\begin{array}{r} 10 \\ + 5 \\ \hline \end{array}$$

$$\begin{array}{r} 17 \\ + 2 \\ \hline \end{array}$$

$$\begin{array}{r} 14 \\ + 3 \\ \hline \end{array}$$

$$\begin{array}{r} 11 \\ + 6 \\ \hline \end{array}$$

$$\begin{array}{r} 18 \\ + 1 \\ \hline \end{array}$$

$$\begin{array}{r} 10 \\ + 1 \\ \hline \end{array}$$

$$\begin{array}{r} 16 \\ + 2 \\ \hline \end{array}$$

$$\begin{array}{r} 11 \\ + 9 \\ \hline \end{array}$$

$$\begin{array}{r} 12 \\ + 4 \\ \hline \end{array}$$

$$\begin{array}{r} 14 \\ + 6 \\ \hline \end{array}$$

$$\begin{array}{r} 10 \\ + 9 \\ \hline \end{array}$$

$$\begin{array}{r} 17 \\ + 3 \\ \hline 20 \\ 567 \quad 295 \end{array}$$

—
reste

$$\begin{array}{r} 19 \\ - 7 \\ \hline \end{array}$$

$$12$$

$$\begin{array}{r} 13 \\ - 1 \\ \hline \end{array}$$

$$\begin{array}{r} 18 \\ - 3 \\ \hline \end{array}$$

$$\begin{array}{r} 14 \\ - 3 \\ \hline \end{array}$$

$$\begin{array}{r} 16 \\ - 2 \\ \hline \end{array}$$

$$\begin{array}{r} 19 \\ - 4 \\ \hline \end{array}$$

$$\begin{array}{r} 15 \\ - 4 \\ \hline \end{array}$$

$$\begin{array}{r} 19 \\ - 8 \\ \hline \end{array}$$

$$\begin{array}{r} 15 \\ - 3 \\ \hline \end{array}$$

$$\begin{array}{r} 18 \\ - 8 \\ \hline \end{array}$$

$$\begin{array}{r} 14 \\ - 1 \\ \hline \end{array}$$

$$\begin{array}{r} 12 \\ - 2 \\ \hline \end{array}$$

$$\begin{array}{r} 16 \\ - 6 \\ \hline \end{array}$$

$$\begin{array}{r} 17 \\ - 3 \\ \hline \end{array}$$

$$\begin{array}{r} 12 \\ - 1 \\ \hline \end{array}$$

$$\begin{array}{r} 17 \\ - 5 \\ \hline \end{array}$$

El Instituto Nacional para la Educación de los Adultos agradece la colaboración de las siguientes personas por la elaboración de este cuaderno.

Contenidos de lecto-escritura :

Rosa María Beltrán

María Teresa Guerrero

María de la Luz Hernández

Patricia Juárez

Rosa María Sandoval

Estela Vázquez

Matemáticas :

Guillermo Zambrana

Diseño Gráfico :

Carlos Marín

Rubén Torres

Colaboración de :

Patricia Madrigal

Leonor Acuña

Josefina Chauvet

Coordinación :

Marina Fanjul

Coordinador del Subprograma de Alfabetización por Televisión :

Gregorio Morales

571

297

570

SEP

Secretaría de Educación Pública

572

BEST COPY AVAILABLE

573