

ED 389 359

JC 960 004

TITLE Report for the Florida Community College System: The Fact Book, October 1995.

INSTITUTION Florida State Board of Community Colleges, Tallahassee.

PUB DATE Oct 95

NOTE 200p.; Report is printed on colored paper. For the 1994 fact book, see ED 377 918.

PUB TYPE Reports - Research/Technical (143) -- Statistical Data (110)

EDRS PRICE MF01/PC08 Plus Postage.

DESCRIPTORS College Faculty; College Programs; *Community Colleges; Degrees (Academic); Educational Finance; *Enrollment Trends; Full Time Equivalency; Governance; Intellectual Disciplines; Program Costs; Salaries; *School Personnel; *School Statistics; State Surveys; Student Characteristics; Tables (Data); Teacher Salaries; Two Year Colleges; *Two Year College Students; Vocational Education

IDENTIFIERS *Florida

ABSTRACT

Designed to convey timely, accurate, and comparative information about Florida's 28 community colleges, this fact book provides descriptive and statistical data on enrollment trends, college personnel, educational finances, and governance for 1994-95. The report opens with a brief historical overview of the state system from its beginnings in 1933 to the present, including a list of the 28 colleges and their years of establishment. Next, the report presents statistical tables on the state's community college students, including: (1) fall 1994 headcount enrollment by ethnicity and gender; (2) annual headcount enrollment by vocational program; (3) annual full-time equivalent (FTE) enrollment by college and discipline; and (4) degrees and other formal awards by college, ethnicity, and gender for 1993-94 and 1994-95. The next series of tables provide information on gender and ethnic breakdowns of full- and part-time employees and data on salaries of full-time faculty and full-time instructional personnel. Finally, financial information is presented on the system's revenues, expenditures, fees per college, operating budgets, and costs of instruction and support programs. A glossary of terms and a list of members of the state Division of Community Colleges are included. (KP)

 * Reproductions supplied by EDRS are the best that can be made *
 * from the original document. *

U.S. DEPARTMENT OF EDUCATION
Office of Educational Resources
EDUCATIONAL RESOURCES INFORMATION
CENTER (ERIC)

This report has been reproduced as received from the person or organization
originating it.

This report has been reproduced
with minor corrections.

• This text has been prepared by the
author and is not necessarily
approved by ERIC.



PERMISSION TO REPRODUCE THIS
MATERIAL HAS BEEN GRANTED BY

C. Maxwell

TO THE EDUCATIONAL RESOURCES
INFORMATION CENTER (ERIC)."

REPORT FOR THE
FLORIDA COMMUNITY COLLEGE SYSTEM
THE FACT BOOK
October 1995

**REPORT FOR THE
FLORIDA COMMUNITY COLLEGE SYSTEM**

THE FACT BOOK

**Department of Education
Division of Community Colleges
October 1995**

PUBLICATIONS AND REPORTS

**Produced by
Division of Community Colleges
Bureau of Research and Information Systems**

**Articulation Report
Directory, Florida Community Colleges
Report for Florida Community Colleges, The Fact Book**

October 1995

FLORIDA COMMUNITY COLLEGE SYSTEM
THE FACT BOOK



FOREWORD

The principal purpose of the Report for the Florida Community College System is to provide timely, accurate and comparative information about the Florida Community College System. Sometimes referred to as the "Community College Fact Book", this report is intended for use by people who are interested in community college education in Florida.

The majority of the tables in the Fact Book are prepared from Community College Management Information Systems, computer-based systems that provide a capability to present information that would otherwise be unavailable or too costly. All statistical and financial information used in this publication originates at Florida's 28 community colleges and is reported to Florida's Division of Community Colleges (DCC). This information is used to comply with state and federal reporting requirements. The information included in this report is most frequently referenced and used by the State Board of Community Colleges and others.

Should you need to republish any part of the Fact Book or use its data for the development of policy or for research, please contact Florida's Division of Community Colleges Bureau of Research and Information Systems staff to ensure that you receive any post-publication updates. Additional statistical/financial data about Florida's community college system are available on request from the DCC Bureau of Research and Information Systems.

The Community College System hopes that you find this report informative and useful.



Clark Maxwell, Jr.
Executive Director
Florida's Community College System

October 1995

FLORIDA COMMUNITY COLLEGE SYSTEM
THE FACT BOOK



Table of Contents

Foreword	i
Table of Contents	iii
State Board of Community Colleges Members	1
Community College Presidents	2
Florida Community College System	3
Community College Funding Policy	7
<u>STUDENT INFORMATION</u>	
Fall Headcount Enrollment	13
Figure A Fall Headcount Enrollment History	15
Figure B Minority Headcount Enrollment History	16
Figure C Fall 1994 Headcount Enrollment	17
Figure D Fall 1994 Minority Headcount Enrollment	18
Figure E Fall 1994 Headcount Enrollment	19
Table 1 Fall 1994 Headcount Enrollment Summary by Ethnicity and Gender	20
Table 2 Fall 1994 Headcount Enrollment Summary by College	21
Total Headcount Enrollment	23
Figure F Total Headcount Enrollment by Year Excluding Recreation and Leisure (Unduplicated)	25
Figure G Total Headcount Enrollment by Year Including Recreation and Leisure (Unduplicated)	26
Table 3 1989-90 through 1993-94 Unduplicated Student Headcount by College	27
Figure H Disability Headcount History (Unduplicated)	28



FTE Enrollment	29
Figure 1 Annual FTE Enrollment History (Funded)	31
Table 4 1993-94 FTE Enrollment (Funded)	32
Table 5 1993-94 Annual FTE by Discipline and College	33
Table 6 Percent Distribution of Actual FTE by Program	39
Table 7 Comparison Between Assigned FTE and Actual FTE	40
Degrees and Certificates - Enrollment	41
Figure J Degrees and Certificates (Headcount Enrollment by Year)	43
Figure K Enrollment History by Award Type	44
Table 8 1993-94 Degrees and other Formal Awards Enrollment	45
Figure L A.S. Degree and Vocational Certificates Enrollment by Program Area - History	49
Figure M 1993-94 Degrees and Certificates (Enrollment)	50
Figure N 1993-94 A.S. Degree and Vocational Certificates (Enrollment by Program Area)	51
Table 9 1993-94 Annual Program Enrollment (Headcount)	52
Table 10 1993-94 Program Enrollment in A.S. Degree and Vocational Programs	53
Table 11 1993-94 Headcount Enrollment in Supplemental and Apprenticeship Courses	54
Degrees and Certificates - Completions	55
Figure O Annual Completion History by Year	57
Figure P Annual Completion History by Award Type	58
Table 12 1993-94 Degrees and Other Formal Awards(Completers)	59
Figure Q Annual Minority Completion Report History	60
Table 13 1993-94 Degrees and Other Formal Awards(Completers)	61
12 EMPLOYEE INFORMATION	65
Figure R Employee Occupational Activity History	67
Figure S Fall 1994 College Employees - System Totals	68
Figure T Fall 1994 Employee Full-Time/Part-Time	69

FLORIDA COMMUNITY COLLEGE SYSTEM
THE FACT BOOK



Figure U	Fall 1994 Minority Employment Information	70
Table 14	Fall 1994 College Employees System Totals	71
Figure V	Average Salaries of Full-Time Faculty by Year	72
Table 15	Full-Time Instructional Personnel Average Salary by Year	73
Table 16	Fall 1994 Average Salary by Semesters Employed - Full-Time Instructional Personnel	74
<u>FINANCIAL INFORMATION</u>		
Figure W	Revenue Per FTE Dollar Amount by Source History	77
Figure X	1993-94 All Fund Sources - Revenues and Expenditures	78
Figure Y	1993-94 Unrestricted Current Fund - Revenues and Expenditures	79
Table 17	Funding History by Year	80
Table 18	Student Fees for Fall 1994 - Credit Programs (Resident Students Fee Per Credit Hour)	81
Table 19	Student Fees for Fall 1994 - Credit Programs (Non-Resident Students Fee Per Credit Hour)	82
Table 20	Student Fees for Academic Year - Credit Courses for Residents Students	83
Table 21	Student Fees for Academic Year - Credit Courses for Non-Resident Students	84
Figure Z	1994-95 Enrollments and Operating Budgets	85
Figure AA	1993-94 Expenditures by Category and Discipline	86
Table 22	1993-94 Full Cost Summary Report Ranked by Discipline - All Colleges	87
Table 23	1993-94 Full Cost Summary Report	88
Table 24	1993-94 Expenditures by Function	89
Table 25	1993-94 Annual Cost Analysis by Function (Percentage)	90
Table 26	1993-94 Annual Cost Analysis by Function (Dollar Amounts)	91
Table 27	1994-95 Facilities: Sites, Inventory, and Value	92
Glossary		
		93
Division of Community Colleges		
		99



1995
STATE BOARD OF COMMUNITY COLLEGES
MEMBERS

Chairman
Patrick E. Byme II
Niceville, Florida

Vice Chairman
George I. Platt III
Ft. Lauderdale, Florida

John M. Belohlavek
Tampa, Florida

C. Ronald Belton
Jacksonville, Florida

Frank T. Brogan
Commissioner of Education

Philip Benjamin
St. Petersburg, Florida

Margarita R. Delgado
Miami, Florida

Mable S. Dorsey
Gainesville, Florida

Richard W. D'Alemberte
Chattahoochee, Florida

Marjorie Starnes
Fort Myers, Florida

Wendell W. Williams
Avon Park, Florida

Gary D. Wright
Ft. Lauderdale, Florida

Executive Director
Community College System
Clark Maxwell, Jr.



1995

COMMUNITY COLLEGE PRESIDENTS

Dr. Maxwell C. King Brevard Community College Cocoa, Florida	Dr. Willis N. Holcombe Broward Community College Fort Lauderdale, Florida	Dr. William J. Campion Central Florida Community College Ocala, Florida
Dr. H. Dale O'Daniel Chipola Junior College Marianna, Florida	Dr. Philip R. Day Daytona Beach Community College Daytona Beach, Florida	Dr. Kenneth P. Walker Edison Community College Fort Myers, Florida
Dr. Charles C. Spence Florida Community College at Jacksonville Jacksonville, Florida	Dr. William A. Seeker Florida Keys Community College Key West, Florida	Dr. Robert L. McSpadden Gulf Coast Community College Panama City, Florida
Dr. Andreas A. Paloumpis Hillsborough Community College Tampa, Florida	Dr. Edwin R. Massey Indian River Community College Fort Pierce, Florida	Dr. Muriel K. Heimer Lake City Community College Lake City, Florida
Dr. Robert W. Westrick Lake-Sumter Community College Leesburg, Florida	Dr. Stephen J. Korchack Manatee Community College Bradenton, Florida	Dr. Eduardo J. Padron Miami-Dade Community College Miami, Florida
Dr. William O. Brazil (Interim President) North Florida Community College Madison, Florida	Dr. James R. Richburg Okaloosa-Walton Community College Niceville, Florida	Dr. Edward M. Eissey Palm Beach Community College Lake Worth, Florida
Dr. Robert W. Judson, Jr. Pasco-Hernando Community College Dade City, Florida	Dr. Horace E. Hartsell Pensacola Junior College Pensacola, Florida	Dr. Maryly VanLeer Peck Polk Community College Winter Haven, Florida
Dr. Robert L. McLendon, Jr. St. Johns River Community College Palatka, Florida	Dr. Carl M. Kuttler, Jr. St. Petersburg Junior College St. Petersburg, Florida	Dr. Lawrence W. Tyree Santa Fe Community College Gainesville, Florida
Dr. Earl S. Weldon Seminole Community College Sanford, Florida	Dr. Catherine P. Cornelius South Florida Community College Avon Park, Florida	Dr. T. K. Wetherell Tallahassee Community College Tallahassee, Florida
Dr. Paul C. Gianini, Jr. Valencia Community College Orlando, Florida		

October 1995

FLORIDA COMMUNITY COLLEGE SYSTEM THE FACT BOOK



FLORIDA COMMUNITY COLLEGE SYSTEM

Florida's Community College System began in 1933 when Palm Beach Junior College was established as a public two-year college. From that date until 1947, when the status of St. Petersburg Junior College was changed from private to public, Palm Beach Junior College remained the only public two-year college in Florida. When the Florida Minimum Foundation Program was enacted in 1947, combined state and local support for community colleges became a reality. With this incentive, Pensacola Junior College was established in 1948 and Chipola Junior College, established in 1947 as a private institution, changed its status to become a public junior college.

The Legislature in 1955 established the Community College Council, whose report was published in 1957 under the title, "The Community Junior College in Florida's Future." This report, which was approved by the State Board of Education, contained recommendations for needed legal changes and a master plan for establishing a system of public community colleges in Florida that ultimately would provide post-high-school education within commuting distance of more than 99 percent of Florida's population. With the development and implementation of this plan, Florida became a national model for the development of a statewide system of community colleges.

Consequently, the 1957 Legislature authorized the creation of the Division of Community Colleges in the State Department of Education and appropriated funds for six new community colleges to begin implementation of the master plan. These colleges were:

Gulf Coast Community College	Manatee Junior College
Central Florida Community College	North Florida Junior College
Daytona Beach Community College	St. Johns River Community College.

Between 1949 and 1962, twelve district Black Colleges were merged into the Florida Community College System. These colleges were the following:

Booker T. Washington Junior College merged with Pensacola Junior College in 1949,
 Carver Junior College merged with Brevard in 1960,
 Collier-Blocker Junior College merged with St. Johns River Community College in 1960,
 Gibbs merged with St. Petersburg Junior College in 1957,
 Hampton Junior College merged with Central Florida Community College in 1958,
 Jackson College merged with Chipola Junior College in 1961,
 Johnson College merged with Lake-Sumter Community College in 1962,
 Lincoln College merged with Indian River Community College in 1960,
 Roosevelt College merged with Palm Beach Community College in 1958,
 Rosenwald College merged with Gulf Coast Community College in 1958,
 Suwannee River College merged with North Florida Community College in 1959,
 Volusia Community College merged with Daytona Beach Community College in 1958.

These twelve district Black Colleges served as a critical foundation for the Community College System and with the opening of Pasco-Hernando Community College in 1972, the master plan had been implemented.

FLORIDA COMMUNITY COLLEGE SYSTEM
THE FACT BOOK

Twenty-eight community colleges had been established to serve the citizens of the State of Florida by offering the first two years of a baccalaureate degree, vocational education, and adult continuing education. Furthermore, in order to bring instruction closer to students, more than 2,000 other locations, such as churches, public schools, and community centers are also used. In addition, the 28 colleges have established additional centers and campuses to better serve students needs.

To further insure the efficient and effective operation of Florida's Community College System, the Florida Legislature in 1979 established the State Community College Coordinating Board and in 1983 replaced that board with the State Board of Community Colleges. Since then, the State Board of Community Colleges has earned the respect of the community colleges by strongly preserving local control, represented by local Boards of Trustees, while simultaneously establishing systemwide policies and coordination. Because of this relationship between the State and Local Boards of Trustees, the Florida Community College System has received national recognition because of this unusual balance between local control and State coordination and funding.

During the time described on the previous page, postsecondary education needs in Florida were changing. These identifiable changes included an increase in the mean age of students, changes in enrollment patterns, population growth, changes in population patterns, increased emphasis on vocational education, increased emphasis on economic development and entry of women into the work force in unprecedented numbers. The Postsecondary Education Planning Commission (PEPC) was established in 1981 to provide overall guidance and direction for the improvement of postsecondary education in Florida. A new community college master plan was developed to become part of the broader plan developed by PEPC. The Master Plan for the Florida Community College System was first published in September 1983. This Master Plan addressed several concerns including emphasis on the improvement of quality, the trend toward increased part-time enrollments, minority needs, women's needs and student financial aid needs. The 1988 Master Plan updated the 1983 plan and identified challenges from which strategic plans would evolve addressing areas such as quality education, economic development and quality of life.

The 1993 Master Plan for the Florida Community Colleges is a call to a continued commitment to the "Challenge of a Changing Context". This master plan outlines the following eight goals for the system:

1. Preserve open access and increase student success in community college programs.
2. Strengthen the quality of programs and curricula among the community colleges.
3. Strengthen articulation, cooperation and collaboration among public schools, community colleges, the state university system, private colleges and other institutions.
4. Establish partnerships at the state and local level to support broad-based, multilateral economic development initiatives and strategies.
5. Strengthen the human resources of the community colleges.
6. Strengthen the utilization of technology to support contemporary standards and future applications in academic computing technologies, administrative computing systems, and educational telecommunications.

October 1995

FLORIDA COMMUNITY COLLEGE SYSTEM THE FACT BOOK



7. Renew Florida's commitment to community college education by strengthening the long-term fiscal stability of the system and providing support for and increasingly diverse population.
8. Strengthen and provide leadership in institutional effectiveness, accountability and local control.

These eight goals described in the 1993 Master Plan are ambitious but represent challenges for the system to achieve to prepare Florida's Community College System for the year 2000.

The statewide mission for the Florida Community College System was amended in 1994 and is contained in the State of Florida Statutes, Chapter 24, section 301. The primary mission of the Community College system includes the following:

- Providing lower level undergraduate instruction and awarding associate degrees;
 - Preparing students directly for vocations requiring less than baccalaureate degrees;
 - Providing student development services;
 - Promoting economic development for the state within each college district through the provision of special programs.
- The secondary role for community colleges includes offering programs in:
- Community Services which are not directly related to academic or occupational advancement;
 - Adult precollege education;
 - recreational and leisure services.

As stated in the State of Florida Statutes, Chapter 24, section 301,

"The community colleges' mission reflects a commitment to be responsive to local educational needs and challenges. In achieving this mission, the colleges strive to maintain sufficient local authority and flexibility while preserving appropriate legal accountability to the state."

With the primary mission, secondary role and Master plan for Florida's Community Colleges, the community college system will use these goals to strive to maintain a high quality of education, keep an open-door policy for all students as well as train the next generation of the work force to prepare the state for the challenges and goals that await in the year 2000.



FLO.RIDA COMMUNITY COLLEGE SYSTEM
THE FACT BOOK

October 1995

Florida's Community Colleges*

<u>COLLEGE</u>	<u>Year the College was established</u>
Palm Beach Community College	1933
St. Petersburg Junior College	1947**
Chipola Junior College	1948***
Pensacola Junior College	1948
Gulf Coast Community College	1957
Central Florida Community College	1958
Daytona Beach Community College	1958
Manatee Community College	1958
North Florida Community College	1958
St. Johns River Community College	1958
Brevard Community College	1960
Broward Community College	1960
Indian River Community College	1960
Miami-Dade Community College	1960
Edison Community College	1962
Lake City Community College	1962
Lake-Sumter Community College	1962
Okaloosa-Walton Community College	1964
Folk Community College	1965
Florida Keys Community College	1966
Florida Community College at Jacksonville	1966
Santa Fe Community College	1966
Seminole Community College	1966
South Florida Community College	1966
Tallahassee Community College	1967
Hillsborough Community College	1968
Pasco-Hernando Community College	1972

* Please refer to inside back cover for addresses

** St. Petersburg Junior College was established in 1927 as a private institution and became part of Florida's public system in 1947.

*** Chipola Junior College was established in 1947 as a private institution and became part of Florida's public system in 1948.



October 1995

FLORIDA COMMUNITY COLLEGE SYSTEM THE FACT BOOK



COMMUNITY COLLEGE FUNDING POLICY

The following describes the present State Funding Policy for Florida's Community College Operations:

A lump sum appropriation is provided to each community college through the Community College Program Fund (CCPF)

Community Colleges' local Board of Trustees are expected to develop priorities for offering programs and meeting local needs.

Community Colleges' local Board of Trustees are given the flexibility to develop a budget with available resources which best meet their college priorities.

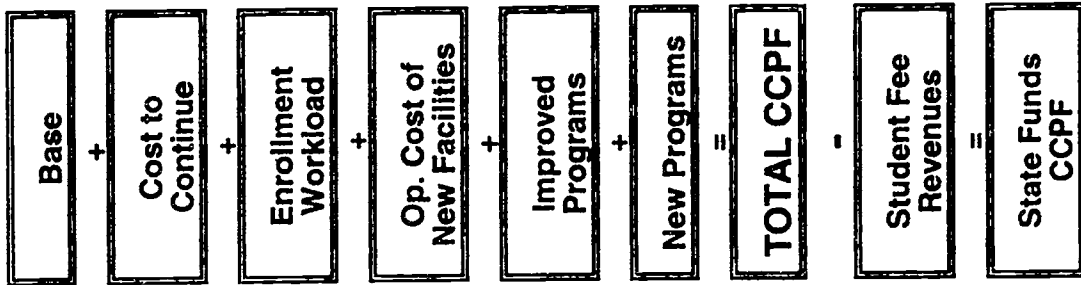
Community Colleges' local Board of Trustees are provided the flexibility and responsibility to set policy on pay, salary increases, most fringe benefits, and job qualifications.

The Florida Legislature specifies each year a standard student fee amount per credit hour to be charged. Community Colleges' local Boards of Trustees have the flexibility to set fees at their college within ten percent above or below this standard amount.

Categorical funding is provided for issues where the Florida Legislature determines the specific amount to be funded for the issue and which expenditures are to be limited in purpose. Examples are library resources and instructional equipment.



COMMUNITY COLLEGE PROGRAM FUND (CCPF)



October 1995

FLORIDA COMMUNITY COLLEGE SYSTEM
THE FACT BOOK**Summary Explanation
The Community College Program Fund****STEP 1 BASE**

Identify the Base Year Funding

The total of state general revenue, lottery funds and calculated student fees constitute the base for each college for the current fiscal year.

STEP 2 COST TO CONTINUE

Determine the Cost to Continue Current Programs

Using the amount of funds expended by each college in each of several expenditure categories, the price level guidelines are applied to these base amounts to determine the additional funds required to maintain the colleges' existing programs at their present level. This also means serving the same assigned enrollment.

The cost categories usually are: salaries (separated out for faculty, administrators, support staff, etc.), general expenses, utility costs, and operating capital outlay (OCO) expenditures. Each of these sums is multiplied by the price guideline amount and the additional funding required by each college is identified. All colleges are subject to the same guidelines, but because they spend their money differently, the resulting increases will not be the same.

STEP 3 ENROLLMENT WORKLOAD

Identify Changes in Workload

The enrollment used to calculate changes in workload is assigned in the Appropriations Act. The statutes specify that the prior year enrollment shall be the basis of the assigned current enrollment.

STEP 4 OPERATING COST OF NEW FACILITIES

Operating Cost of New Facilities

When a college adds a new building to its physical plant, additional operating costs are experienced. Based on the specific college's average cost of operation per square foot, funding is appropriated for each new building's additional space to cover the cost of maintenance and operation.

**STEP 5 IMPROVED PROGRAMS**

Improved Program Funding

For programs for which the Legislature has previously provided funding, additional funds may be earmarked to improve or expand their delivery. Examples might be funding for the College Level Academic Skills Test, the Gordon Rule, and other items that have been rolled into the program fund.

STEP 6 NEW PROGRAMS

New Program Funding

First time funding for systemwide programs specifically earmarked by the Legislature that are to be rolled into the CCPF lump sum may be provided. Examples might include funding insurance rate increases or student advisement programs. Each college would receive a share of the total increased funds based on some distribution rationale. This might be FTE, headcount or other factors.

STEP 7 TOTAL CCPF

Total CCPF

Adding all the increases and decreases (step 1 through 6) for each college results in a new individual college funding base. Because factors other than FTE may be involved in distributing portions of the increased funding for all issues, it is to be expected that the increase per FTE and the overall percentage increase will probably not be the same for each college.

STEP 8 STUDENT FEE REVENUES


Student Fees

The calculation of student fees used to support the Community College Program Fund is the final step in the process to determine the amount of state support. Student fee collections are calculated by multiplying the assigned FTE enrollment times the standard fee rates. This calculation of student fee revenues is then deducted from the total amount of the CCPF to determine the state funded portion.


RESULT

State CCPF

This CCPF lump sum appropriation for each college is allocated to each local Board of Trustees to develop an operating budget for the college. Each board may establish priorities for programs and expenditures to reflect local needs and any priorities or intent of the Legislature expressed in the proviso language of the appropriations act.



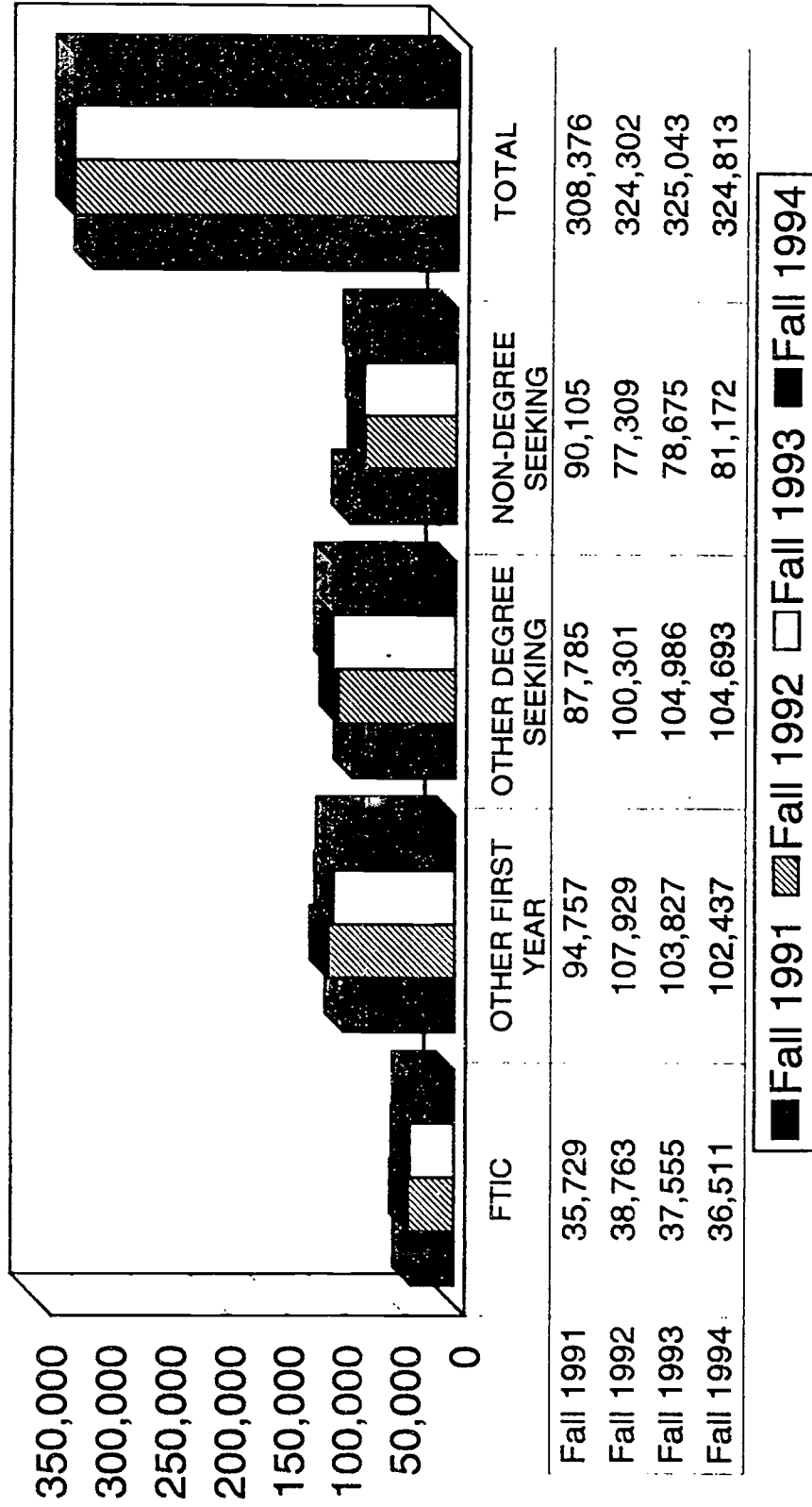
STUDENT INFORMATION



FALL HEADCOUNT ENROLLMENT

Fall Headcount Enrollment History

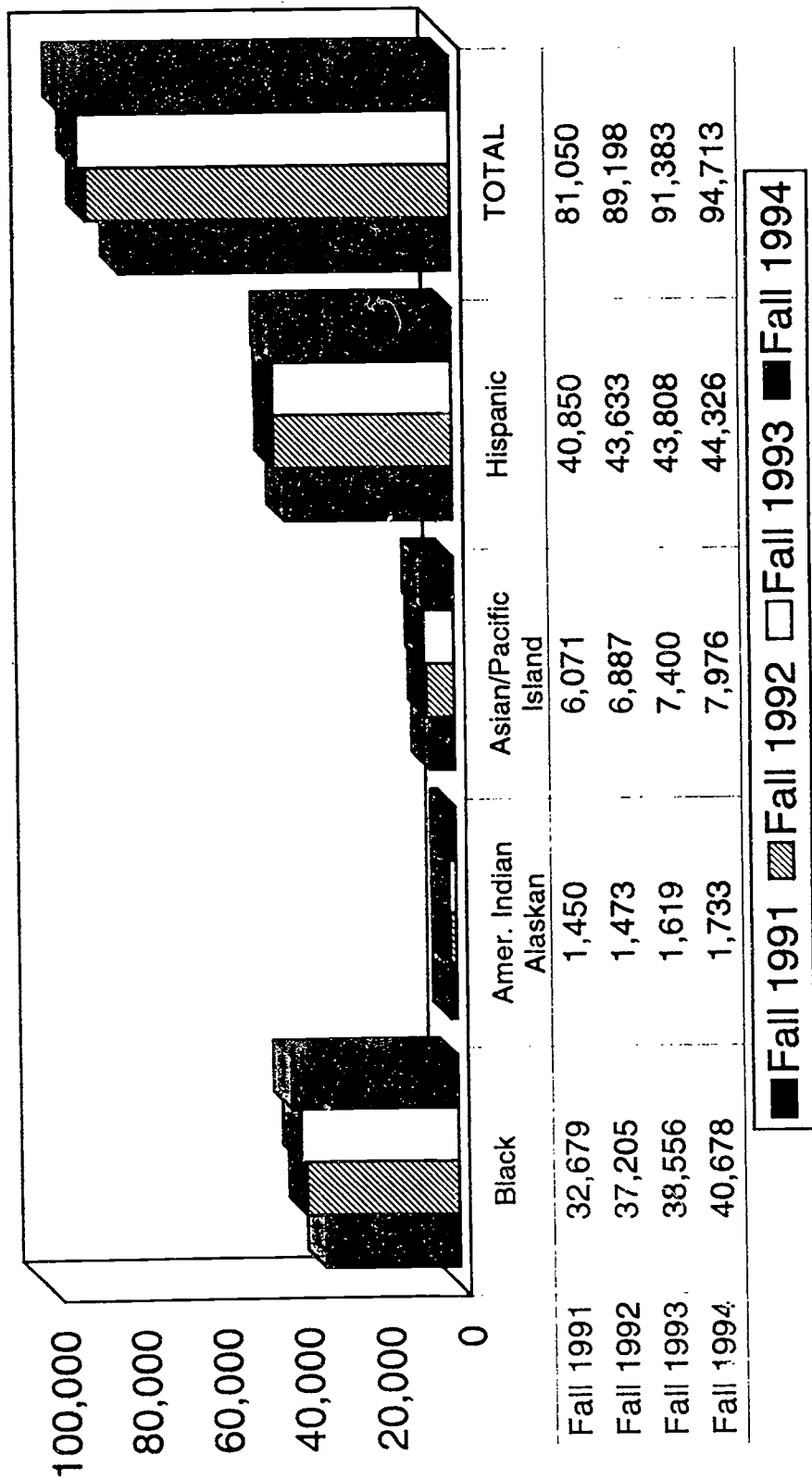
College Credit Only



Source: Fall 1991-92, 1992-93, 1993-94 1994-95 Student Data Base

Minority Headcount Enrollment History

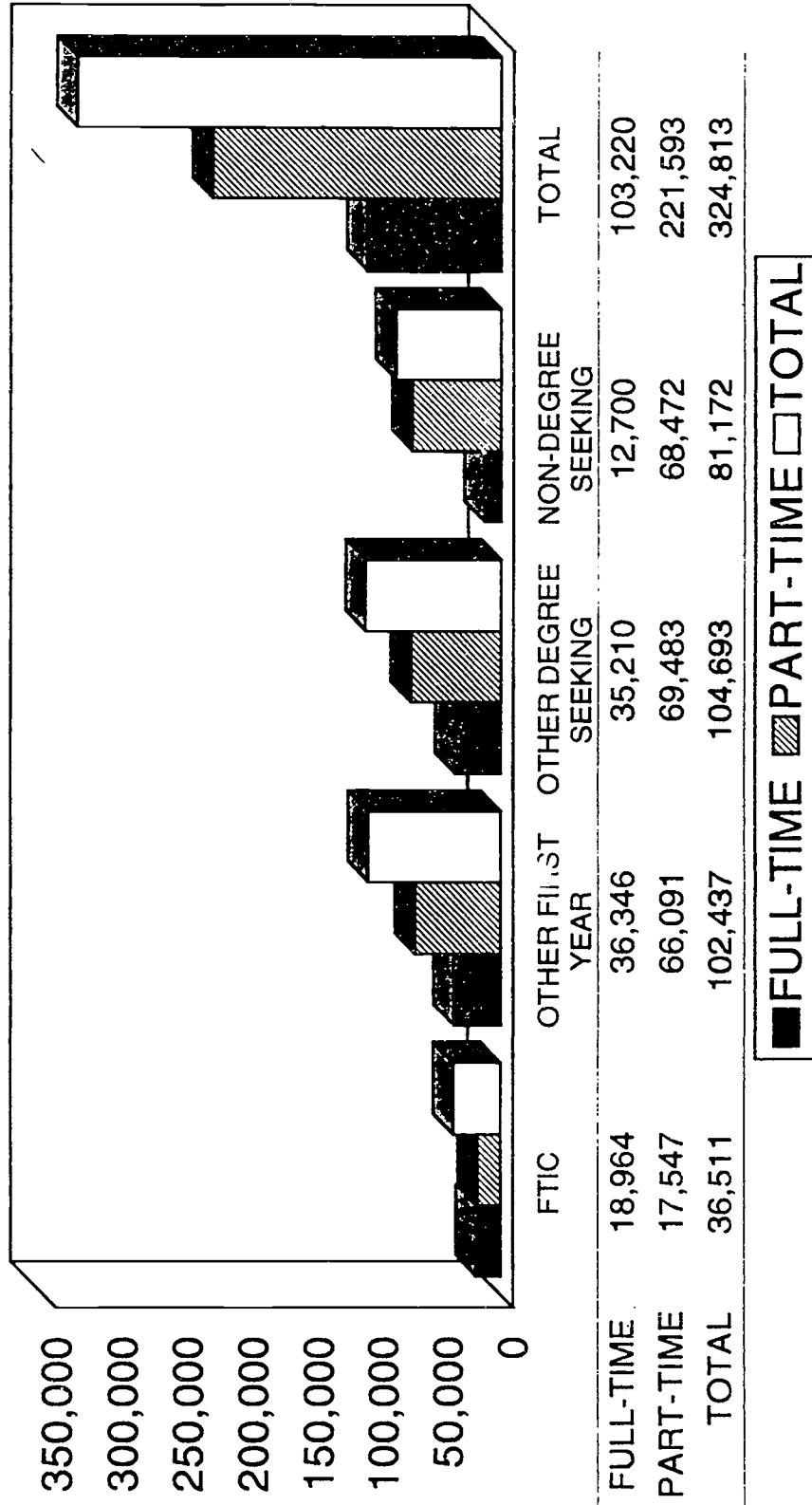
College Credit Only



Source: Fall 1991-92, 1992-93, 1993-94 1994-95 Student Data Base

Fall 1994 Headcount Enrollment

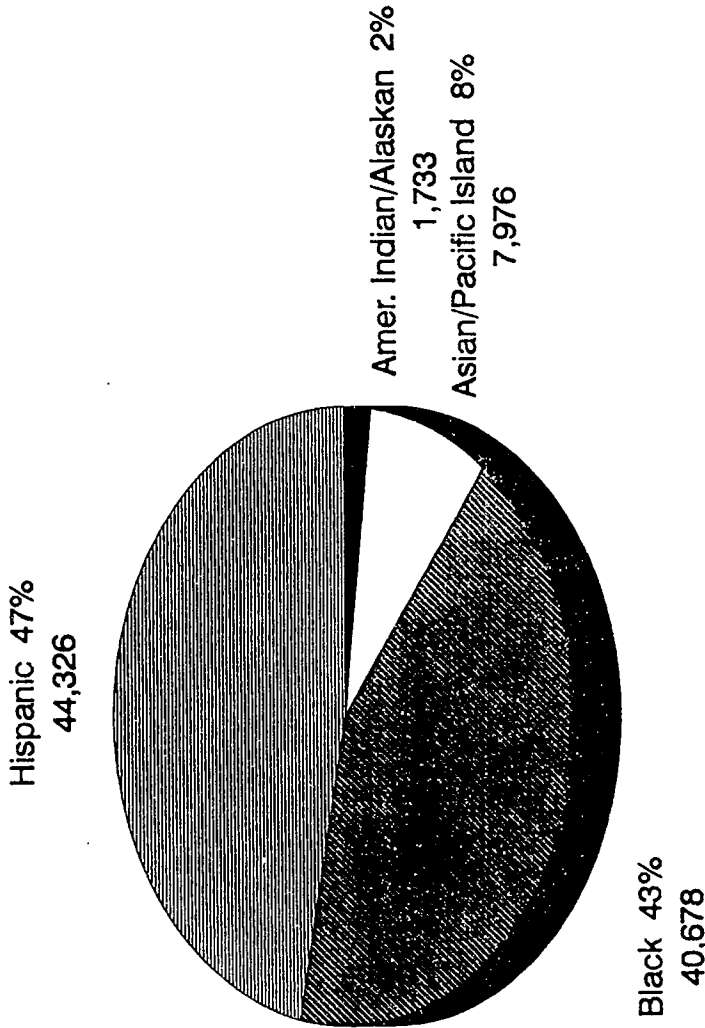
College Credit Only



Source: 1994-1995 Student Data Base

Fall 1994 Minority Headcount Enrollment

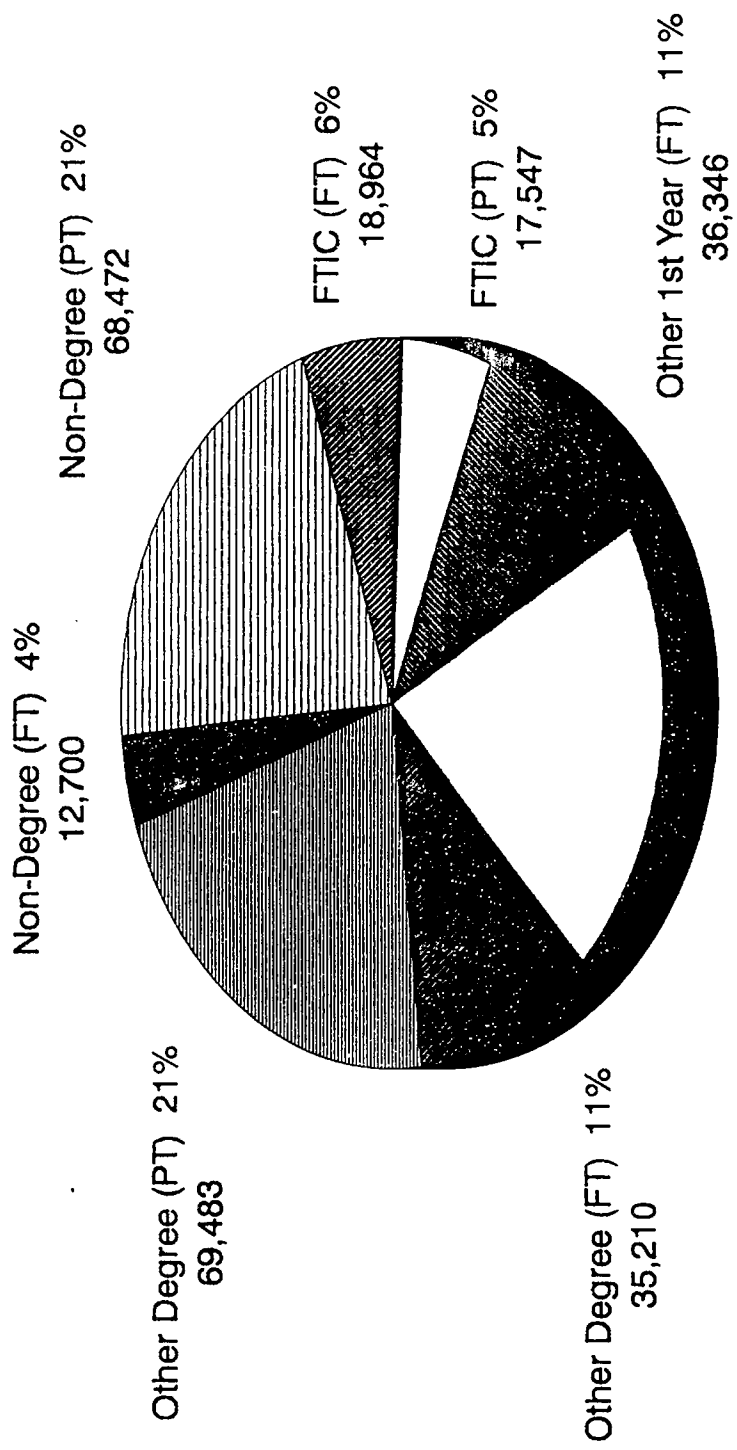
College Credit Only



Total Minority Enrollment = 94,713

Source: 1994-95 Student Data Base

Fall 1994 Headcount Enrollment



Other 1st Year (PT) 20%
66,091

Total Enrollment 324,813

Source: Fall 1994-95 Student Data Base



FLORIDA COMMUNITY COLLEGE SYSTEM
THE FACT BOOK

FLORIDA COMMUNITY COLLEGES
 COLLEGE: SYSTEMWIDE SUMMARY
 STUDENT DATA BASE
 ENROLLMENT HEADCOUNT SUMMARY BY ETHNICITY AND GENDER
 FALL 1994-95
 PRELIMINARY
 CCMIS NBR: CCSTU50 EF2A
 RUN DATE: 05/22/95
 RUN TIME: 11:19 AM
 PAGE: 1

STUDENTS ENROLLED LINE FOR CREDIT	NON-RESIDENT ALIEN		BLACK NON-HISPANIC		AMERICAN INDIAN/ALASKAN NATIVE		ASIAN OR PACIFIC ISLANDER		HISPANIC		WHITE NON-HISPANIC		T O T A L (SUM OF ALL COLUMNS)
	(M)	(F)	(M)	(F)	(M)	(F)	(M)	(F)	(M)	(F)	(M)	(F)	
01	278	278	1,126	1,629	47	49	245	241	1,463	1,733	5,748	6,127	8,907
02	631	542	1,793	3,220	101	129	468	494	2,117	2,610	11,223	13,018	16,333
03	570	593	1,450	2,868	63	110	495	523	2,083	2,878	10,127	13,450	14,788
04	182	179	606	926	26	28	202	185	560	790	4,156	4,860	5,732
05	1,661	1,592	4,975	8,643	237	316	1,410	1,443	6,223	8,011	31,254	37,455	45,760
(LINES 1 - 4)													
PART-TIME STUDENTS													
DEGREE SEEKING													
06	112	103	1,070	1,603	43	69	164	236	1,157	1,283	5,153	6,554	7,699
07	279	330	3,015	5,956	182	248	715	744	4,200	5,245	17,266	27,911	25,657
08	287	367	2,572	5,712	114	171	753	799	5,004	7,096	17,657	28,951	26,387
09	337	343	2,257	4,875	157	196	777	935	2,432	3,675	20,652	31,836	26,612
10	1,015	1,143	8,914	18,146	496	684	2,409	2,714	12,793	17,299	60,728	95,252	86,355
(LINES 6 - 9)													
11	2,676	2,735	13,889	26,789	733	1,000	3,819	4,157	19,016	25,310	91,982	132,707	132,115
(LINES 5 AND 10)													

183 FULL TIME STUDENTS HAVE UNKNOWN ETHNICITY AND ARE NOT INCLUDED
 376 PART TIME STUDENTS HAVE UNKNOWN ETHNICITY AND ARE NOT INCLUDED
 3 FULL TIME STUDENTS HAVE UNKNOWN GENDER AND ARE NOT INCLUDED
 6 PART TIME STUDENTS HAVE UNKNOWN GENDER AND ARE NOT INCLUDED
 0 FULL TIME STUDENTS HAVE UNKNOWN GENDER AND UNKNOWN ETHNICITY AND ARE NOT INCLUDED
 3 PART TIME STUDENTS HAVE UNKNOWN GENDER AND UNKNOWN ETHNICITY AND ARE NOT INCLUDED

NOTE: EF2AR FULL/PART TOTALS = EF2A FULL/PART TOTALS + UNKNOWN FULL/PART GENDER COUNTS

FLORIDA COMMUNITY COLLEGE SYSTEM
THE FACT BOOK

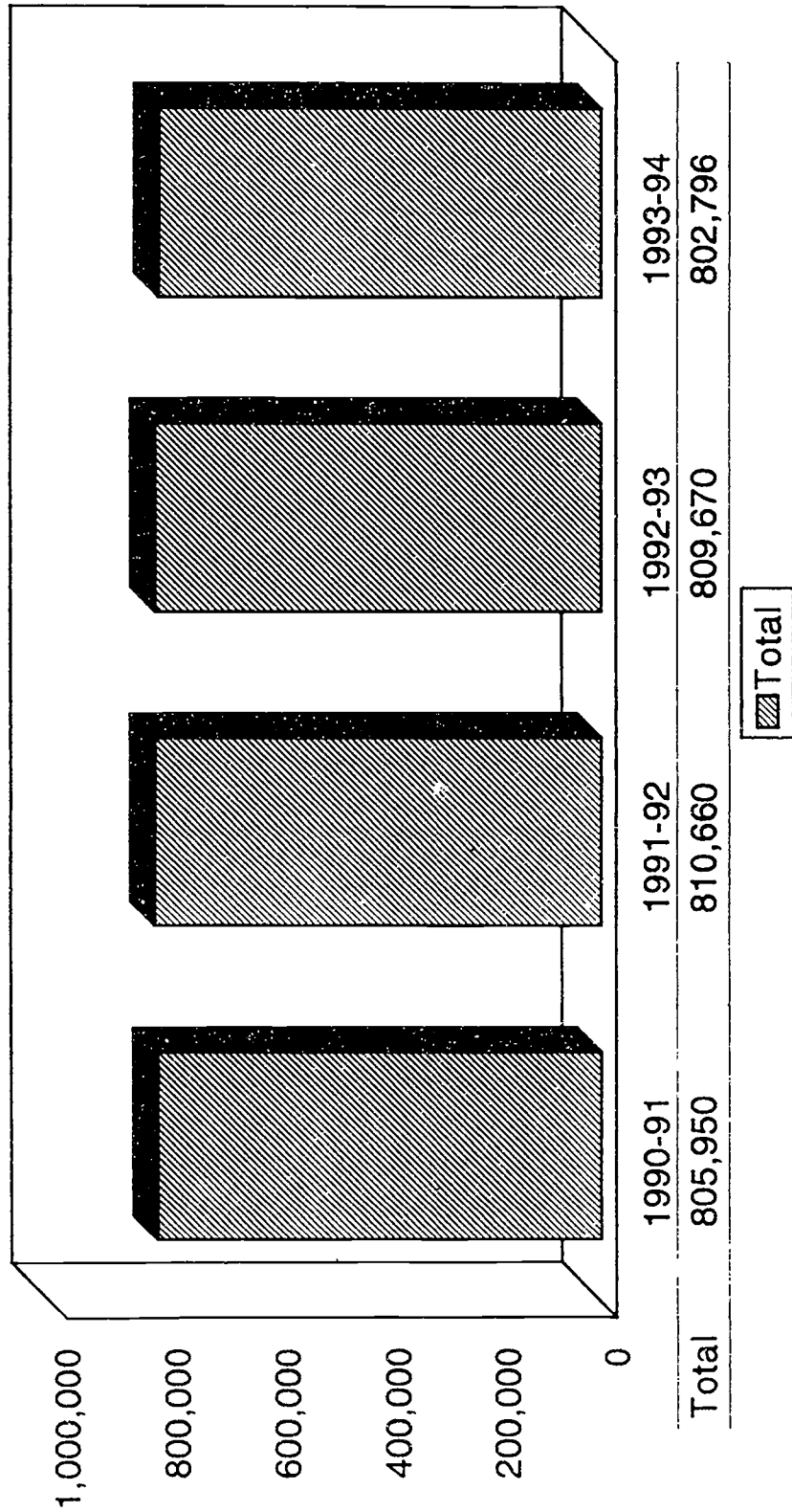
Table 2

COLLEGE	STUDENT DATA BASE ENROLLMENT HEADCOUNT SUMMARY BY ETHNICITY AND GENDER FALL 1994-95 PRELIMINARY												T O T A L (SUM OF ALL COLUMNS)	
	NON- RESIDENT ALIEN	BLACK NON- HISPANIC	AMERICAN INDIAN/ ALASKAN NATIVE	ASIAN OR PACIFIC ISLANDER	HISPANIC	HISPANIC	WHITE NON- HISPANIC	HISPANIC		HISPANIC		T O T A L		
(M)	(M)	(M)	(M)	(M)	(M)	(M)	(M)	(M)	(F)	(M)	(F)	(M)	(F)	
BREV	82	377	27	160	244	250	322	5,274	6,892	6,170	8,129	6,170	8,129	
BROW	369	1,513	88	395	448	1,549	2,156	6,277	9,539	10,191	15,960	10,191	15,960	
CFLA	21	173	16	21	28	30	101	1,869	3,197	2,208	3,787	2,208	3,787	
CHIP	0	157	14	11	10	25	20	1,055	1,043	1,262	1,334	1,262	1,334	
DAYT	158	317	5	62	89	185	242	3,701	6,164	4,428	7,285	4,428	7,285	
EDIS	59	165	16	25	64	88	334	3,289	5,108	3,830	5,906	3,830	5,906	
FJAX	26	1,400	48	508	363	292	337	6,946	9,073	9,220	12,820	9,220	12,820	
FKEY	11	28	1	20	16	74	119	732	1,143	866	1,364	866	1,364	
GULF	4	216	20	60	74	49	77	2,185	2,941	2,534	3,477	2,534	3,477	
HILL	208	876	37	313	329	1,121	1,447	5,976	8,093	8,531	11,553	8,531	11,553	
INDR	125	301	13	56	90	139	249	3,800	6,760	4,434	8,077	4,434	8,077	
LCTY	5	131	6	6	14	12	13	1,081	1,211	1,241	1,440	1,241	1,440	
LSUM	3	47	2	11	17	22	40	761	1,428	846	1,652	846	1,652	
MANA	104	147	14	18	31	38	85	2,656	4,157	3,035	4,774	3,035	4,774	
MIAM	594	3,224	21	33	372	375	11,437	15,440	3,771	5,041	19,419	19,419	27,650	
NFLA	0	93	0	7	7	9	5	372	533	481	722	481	722	
OKAL	6	209	17	84	123	100	108	2,376	3,146	2,792	3,755	2,792	3,755	
PALM	195	738	24	203	220	573	852	5,620	8,873	7,353	11,669	7,353	11,669	
PASC	49	43	10	32	34	41	63	1,813	3,519	1,988	3,800	1,988	3,800	
PENS	13	411	67	186	229	102	120	4,032	5,581	4,811	6,987	4,811	6,987	
POLK	43	210	10	34	24	26	23	1,847	2,926	2,170	3,478	2,170	3,478	
STJO	3	61	7	22	28	39	50	1,149	1,807	1,281	2,022	1,281	2,022	
STPE	178	452	88	121	305	317	404	7,267	11,542	8,563	13,549	8,563	13,549	
SANF	127	453	32	141	146	347	264	4,652	5,471	5,752	6,888	5,752	6,888	
SEMI	53	256	37	144	156	313	396	2,630	3,586	3,433	4,713	3,433	4,713	
SFLA	6	144	5	9	12	108	107	919	1,231	1,191	1,563	1,191	1,563	
TALL	33	20	20	70	62	210	174	3,272	3,673	4,516	5,386	3,673	4,516	
VALE	201	838	88	529	586	1,253	1,706	6,660	9,029	9,569	13,158	9,569	13,158	
TOTAL	2,676	2,735	13,889	26,789	733	1,000	3,819	4,157	19,016	25,310	91,982	132,707	132,115	192,698

183 FULL TIME STUDENTS HAVE UNKNOWN ETHNICITY AND ARE NOT INCLUDED
 376 PART TIME STUDENTS HAVE UNKNOWN ETHNICITY AND ARE NOT INCLUDED
 3 FULL TIME STUDENTS HAVE UNKNOWN ETHNICITY AND ARE NOT INCLUDED
 6 PART TIME STUDENTS HAVE UNKNOWN ETHNICITY AND ARE NOT INCLUDED
 0 FULL TIME STUDENTS HAVE UNKNOWN ETHNICITY AND ARE NOT INCLUDED
 3 PART TIME STUDENTS HAVE UNKNOWN ETHNICITY AND ARE NOT INCLUDED

TOTAL HEADCOUNT ENROLLMENT

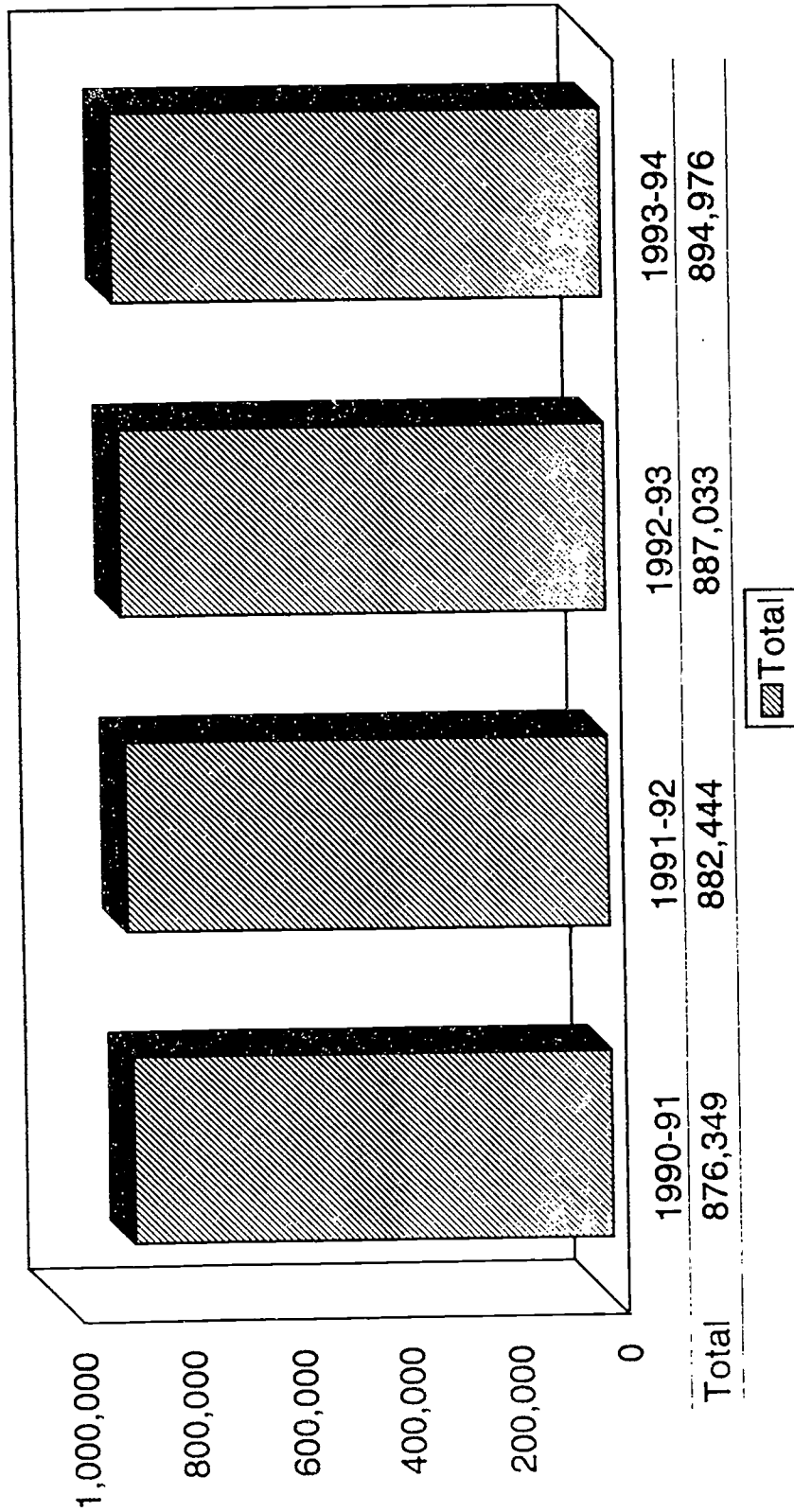
Total Headcount Enrollment by Year (Unduplicated)



Excludes Recreation & Leisure Students
Source: 1990-91 through 1993-94 Student Data Base

October 1995

Total Headcount Enrollment by Year (Unduplicated)



Includes Recreation & Leisure Students
Source: 1990-91 through 1993-94 Student Data Base

FLORIDA COMMUNITY COLLEGE SYSTEM
THE FACT BOOK

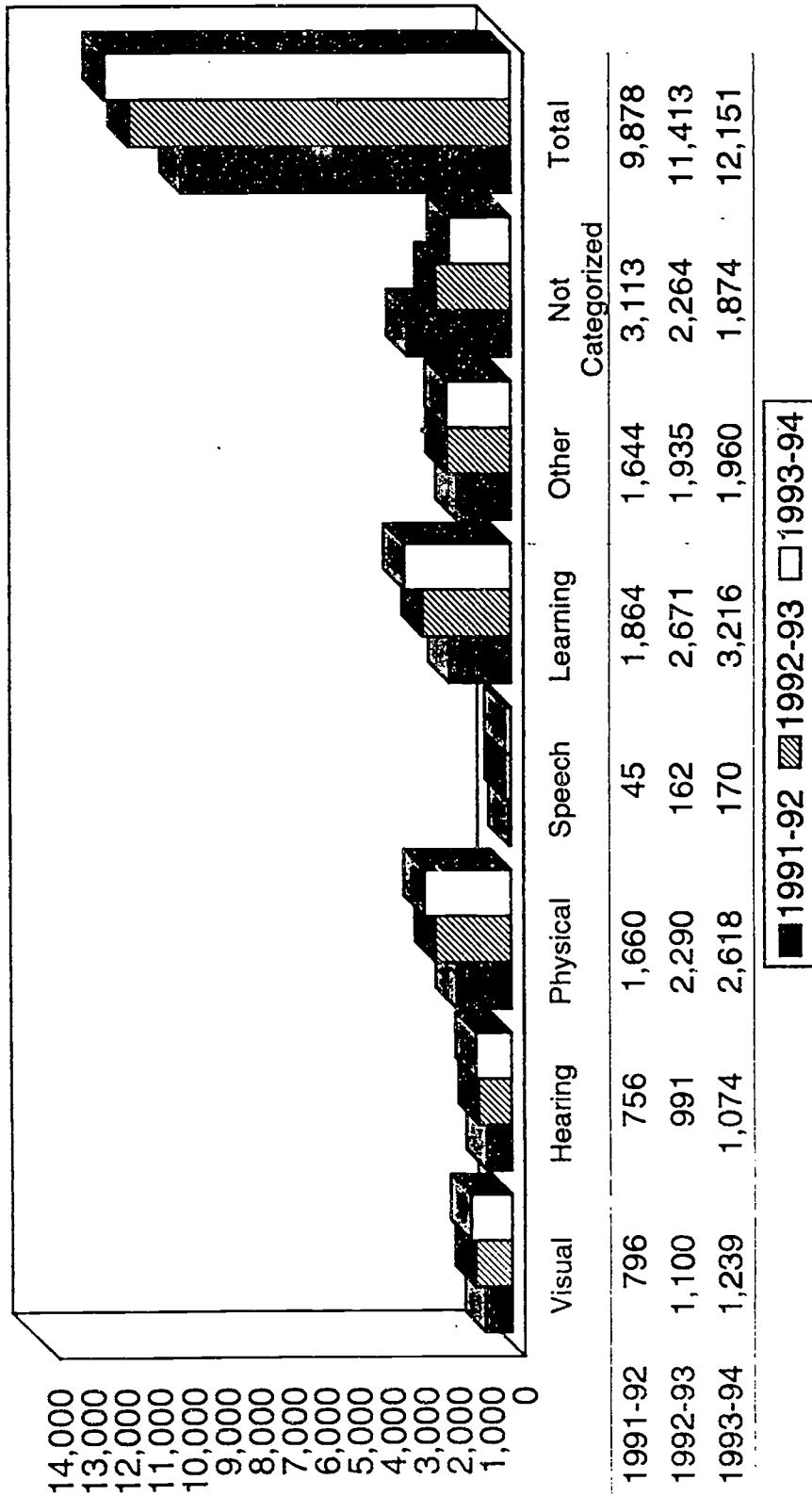
FLORIDA COMMUNITY COLLEGE SYSTEM UNDUPLICATED STUDENT HEADCOUNT 1990-91 through 1993-94				
COLLEGE	90-91 Total Headcount	91-92 Total Headcount	92-93 Total Headcount	93-94 Total Headcount
Brevard	50,145	51,559	51,423	41,058
Broward	53,157	46,369	45,354	43,274
Central Florida	17,129	16,476	17,096	17,793
Chipola	8,305	8,134	7,652	6,930
Daytona Beach	32,365	34,838	36,797	35,686
Edison	16,502	18,667	20,054	19,644
FCCJ	81,965	80,898	84,190	86,710
Florida Keys	8,527	7,957	5,222	5,549
Gulf Coast	17,287	17,887	20,882	20,449
Hillsborough	40,147	42,655	43,354	42,652
Indian River	43,950	41,803	42,646	44,750
Lake City	7,637	7,306	8,310	9,457
Lake-Sumter	5,819	5,840	5,734	5,758
Manatee	12,879	16,423	16,452	17,620
Miami-Dade	104,358	105,000	101,129	102,546
North Florida	3,226	3,076	2,742	2,879
Okaloosa-Walton	16,465	15,859	15,668	15,061
Palm Beach	44,840	46,022	45,660	50,249
Pasco-Hernando	14,206	14,073	13,329	13,509
Pensacola	28,739	30,123	29,389	27,732
Polk	14,828	16,233	16,722	18,002
St. Johns	6,372	6,381	6,728	6,873
St. Petersburg	48,361	51,668	49,896	50,798
Santa Fe	19,000	19,093	19,606	20,332
Seminole	30,937	31,079	32,643	29,089
South Florida	11,099	10,357	11,251	10,782
Tallahassee	13,813	15,204	15,033	14,903
Valencia	53,892	49,680	44,708	42,711
System Total	805,950	810,660	809,670	802,796

NOTE: Total Headcount is unduplicated students served.
This Total excludes Recreation and Leisure Students.

SOURCE: 1990-91 through 1993-94 Student Data Base.

Disability Headcount History

Unduplicated

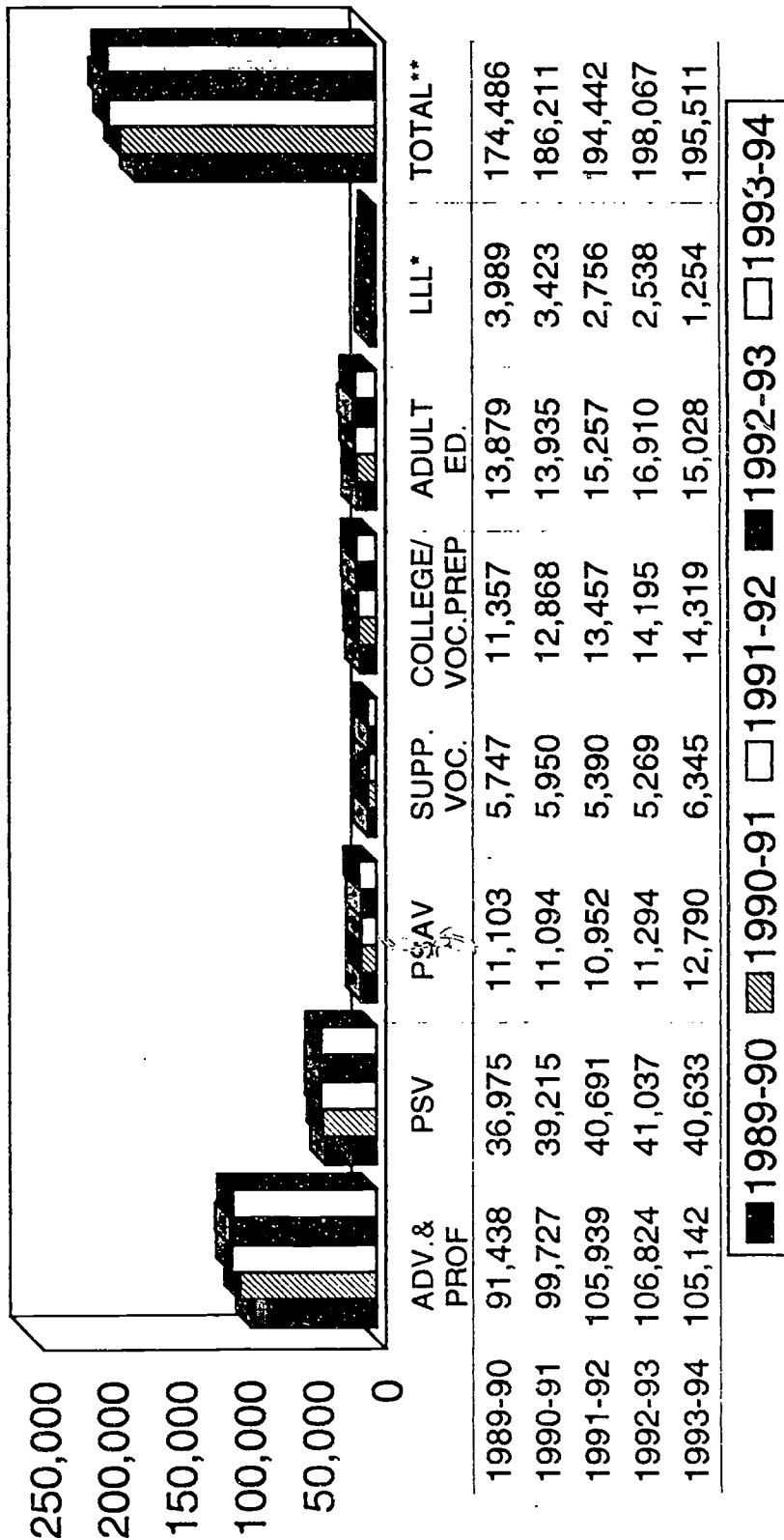


Source: 1991-92, 1992-93, 1993-94 1994-95 Student Data Base

ANNUAL FTE ENROLLMENT

Annual FTE Enrollment History

Funded



* Life Long Learning is not part of the Community College Program Fund.
 ** Total Column may not equal the sum of the columns because of rounding.

Source: FAFVCFWS489,90,91,Fund392,Fund393, Fund394

FLORIDA COMMUNITY COLLEGE SYSTEM
THE FACT BOOK

Table 4

FLORIDA COMMUNITY COLLEGES	FTE ENROLLMENT FUNDED 1993 - 1994 (WITHOUT CIS)										TOTAL	
	A AND P	POSTSEC VOC	POSTSEC ADULT VOC	APPRNT	SUPP VOC	COLLEGE PREP	VOC PREP	ADULT BASIC	ADULT +GED PREP	SEC ADULTS		SPC DISAB
BREV	4,116.6	1,736.2	1,029.1	418.0	335.2	10.4	257.5	7,903.0				
BROW	7,795.5	3,493.4	45.0	122.3	1,091.2		94.4	12,641.9				
CFLA	1,876.4	600.8	552.9	175.2	178.2		39.5	3,505.6	29.4	53.2		
CHIP	1,797.7	202.6	321.0	40.1	39.0	72.3	2.5	1,475.2				
DAYT	3,802.8	1,415.9	634.6	152.3	392.2	5.4	145.3	10,622.9	1,849.4			
EDIS	3,285.0	1,011.0		54.0	417.8		12.6	4,780.4				
FJAX	6,065.9	3,067.9	1,766.5	1,815.9	574.2		40.3	18,617.1	1,779.7	2,727.0	46.0	
FKEY	537.9	259.9	27.1	25.3	38.8		2.2	891.2				
GULF	1,832.2	964.0	173.0	163.3	217.8		13.8	3,364.1				
HILL	6,728.8	2,214.2	295.3	354.1	1,111.4		75.4	10,779.2				
INDR	2,377.1	1,889.0	1,283.9	152.8	307.8	3.9	21.8	7,719.5	969.5	580.2		
LCTY	758.4	479.5	593.9	165.6	103.4	0.2	2.2	2,181.6	55.1	23.3		
LSUM	755.5	325.1		27.4	95.9		4.3	1,208.2				
MANA	2,851.5	1,018.6		88.0	256.6		18.5	4,233.2				
MIAM	19,066.1	6,845.5	1,125.7	651.4	4,227.6		179.6	32,104.4	26.0	15.3		
NFLA	493.0	47.6	198.5	52.8	41.4			874.6				
OKAL	2,040.1	795.6	76.4	16.5	165.5	4.2	3.5	3,511.2	404.4			
PALM	5,158.3	1,933.8	481.6	340.1	655.8		31.9	8,664.0				
PASC	1,629.7	774.6	315.3	101.5	146.5		17.9	2,985.5				
PENS	4,127.3	1,544.8	330.4	128.4	272.5		150.5	7,909.4	576.9	757.1	21.5	
POLK	1,891.1	713.6	128.0	191.2	180.3		5.3	3,109.5				
ST.J	1,368.1	291.8		1.2	81.0			2,065.7				
ST.P	6,607.0	2,983.8	1.4	300.5	894.1		43.4	10,830.2	251.3	72.3		
SANF	4,378.5	1,913.2	381.2	139.5	716.8	12.1	4.0	7,697.6	130.6			
SEMI	2,384.3	937.7	813.4	471.8	216.0	14.3	25.5	6,785.0	635.9	1,006.9		
SFLA	619.3	213.5	735.8	57.6	49.7	0.5	0.3	2,630.3	588.3	324.1		
TALL	4,098.1	590.9		12.4	329.3		13.0	5,043.7				
VALE	7,699.3	2,369.0		125.6	1,060.0		48.4	11,376.7			74.4	
SYST	105,141.6	40,633.5	11,310.0	5,344.8	14,196.0	123.3	141.9	1,253,619.5	7,338.3	7,547.9	141.9	

SOURCE: FUND394

FLORIDA COMMUNITY COLLEGE SYSTEM
THE FACT BOOK

Table 5

PROGRAMS	ANNUAL FTE BY DISCIPLINE FUNDED											HILL	
	BREV	BROW	CFLA	CHIP	DAYT	EDIS	FJAX	FKEY	GULF				
FLORIDA COMMUNITY COLLEGES													CCFTE206 08/28/95 14:37:22
1.11.01 AGRIC. / NAT. RES.					369.7	252.1	328.4	56.5					21.9
1.11.02 ARCHIT / ENVIRON.					7.1			1.0					661.1
1.11.04 BIOLOGICAL SCIENCE					156.2								5.5
1.11.09 ENGINEERING					277.8								9.4
1.11.12 HEALTH PROFESSIONS	1.4												
1.11.19 PHYSICAL SCIENCES	430.5	538.1	111.0	64.7	277.8	257.0	379.2	31.9	130.2	0.2			650.6
1.12.10 FINE AND APPLIED ARTS	150.7	539.3	67.9	53.8	182.1	122.9	251.8	54.9	151.5				358.5
1.13.11 FOREIGN LANGUAGES	223.7	405.4	54.6	17.5	178.9	129.4	189.6	59.3	55.6				197.0
1.13.15 LETTERS	770.4	1,957.1	367.0	186.9	779.5	650.4	1,440.1	99.1	329.9				1,073.4
1.14.08 EDUCATION	249.4	534.4	170.1	58.2	140.6	175.1	122.0	34.4	117.1				69.3
1.15.05 BUSINESS/MANAGEMENT		65.6			145.2			7.2	9.6				
1.16.07 COMPUTER / INFO. SCI.			1.1		11.6								188.6
1.16.17 MATHEMATICS	768.0	1,484.0	306.0	128.8	570.3	589.8	1,237.8	72.4	273.1				1,089.6
1.17.03 AREA STUDIES	0.6	2.3				8.8							
1.17.20 PSYCHOLOGY	366.3	672.6	144.8	44.5	297.0	275.8	651.1	30.2	155.4				620.7
1.17.22 SOCIAL SCIENCES	470.5	1,163.3	259.0	130.9	476.4	485.5	768.2	76.9	391.4				1,217.3
1.18.06 COMMUNICATIONS	8.8	26.7	12.0	0.4	3.0	3.4			5.3				244.3
1.18.13 HOME ECONOMICS				4.8	44.0								13.2
1.18.14 LAW					32.0								
1.18.16 LIBRARY SCIENCE					0.5								
1.18.18 MILITARY SCIENCE		0.5			0.6								0.8
1.18.21 PUBLIC AFFAIRS													
1.18.23 THEOLOGY													
1.18.49 INTERDISCIPLINARY	334.8	20.8	153.3	33.7	130.3	334.8	697.7	3.7	1.2				307.6
TOTAL ADVANCED/PROFESS.	4,116.6	7,795.6	1,876.4	797.7	3,802.8	3,285.0	6,065.9	537.9	1,832.2				6,728.8
1.21.01 AGRICULTURE (P.S.)		47.5	6.3			8.9		3.9					19.5
1.22.01 DISTRIBUTIVE (P.S.)	61.5	300.5		3.1	75.4	43.4	156.4	40.0	65.8				373.9
1.23.01 HEALTH (P.S.)	499.5	1,473.5	245.5	54.5	318.0	369.5	936.0	73.2	168.5				635.5
1.24.01 HOME ECONOMICS (P.S.)	25.7	23.6	16.0	13.7	38.9	57.3	197.3		30.9				13.3
1.25.01 OFFICE (P.S.)	642.7	1,055.9	251.8	53.7	521.2	369.7	1,477.8	86.8	423.8				689.9
1.26.01 TRADE/INDUS (P.S.)	339.1	326.4	40.0	13.0	377.8	44.8	164.3	56.0	161.8				112.0
1.27.01 PUBLIC SERVICE (P.S.)	167.7	266.0	41.2	64.6	84.6	117.4	136.1		113.2				370.1
TOTAL - POSTSECONDARY VOC.	1,736.2	3,493.4	600.8	202.6	1,415.9	1,011.0	3,067.9	259.9	964.0				2,214.2

SOURCE: FUND394

PAGE: 1 - A

BEST COPY AVAILABLE

FLORIDA COMMUNITY COLLEGE SYSTEM
THE FACT BOOK

Table 5

PROGRAMS	ANNUAL FTE BY DISCIPLINE FUNDED										HILL	
	BREV	BROW	CFLA	CHIP	DAYT	EDIS	FJAX	FKEY	GULF	HILL		
FLORIDA COMMUNITY COLLEGES	1993 - 1994										CCFTE206 08/28/95 14:37:22	
1.21.02 AGRICULTURE (PS.A.)	6.4		4.0									
1.22.02 DISTRIBUTIVE (PS.A.)			49.6	19.9	22.6		47.7					
1.23.02 HEALTH (PS.A.)	101.0	45.0	119.5	33.7	254.1		230.4		28.5			
1.24.02 HOME ECONOMICS (PS.A.)	113.6		15.9				344.7					
1.25.02 OFFICE (PS.A.)	76.2		26.0		13.5		109.9				0.1	
1.26.02 TRADE/INDUS (PS.A.)	639.2		249.5	87.8	238.5		806.3					
1.27.02 PUBLIC SERVICE (PS.A.)	92.7		88.4	179.6	105.9		227.5		27.1		144.5	295.2
TOTAL - POSTSEC. ADULT VOC.	1,029.1	45.0	552.9	321.0	634.6		1,766.5		27.1		173.0	295.3
1.29.99 APPRENTICESHIP					203.2		733.7					
1.21.03 AGRICULTURE (SUPP)	5.5		2.9		0.2						0.3	1.4
1.22.03 DISTRIBUTIVE (SUPP)	27.0		35.6		3.9		74.0		0.9		17.9	75.2
1.23.03 HEALTH (SUPP)	141.9	13.6	21.0	11.5	54.6	7.2	34.6		3.3		67.1	10.6
1.24.03 HOME ECONOMICS (SUPP)	18.1	14.7	17.9	5.8	23.5		367.3		2.6		1.2	4.4
1.25.03 OFFICE (SUPP)	100.2		29.7		16.2		1,011.8		3.4		4.7	32.7
1.26.03 TRADE/INDUS (SUPP)	24.2		0.5	4.3	15.7		178.4				6.2	1.1
1.27.03 PUBLIC SERVICE (SUPP)	101.1	94.0	67.6	18.5	38.2	20.1	149.8		13.3		65.9	228.7
TOTAL - SUPPLEMENTAL VOC.	418.0	122.3	175.2	40.1	152.3	54.0	1,815.9		25.3		163.3	354.1
1.31.01 COLLEGE PREP	335.2	1,091.2	178.2	39.0	392.2	417.8	574.2		38.8		217.8	1,111.4
1.31.02 VOCATIONAL PREP	10.4			72.3	5.4							
TOTAL PREPARATORY	345.6	1,091.2	178.2	111.3	397.6	417.8	574.2		38.8		217.8	1,111.4
1.32.01 ADULT BASIC			29.4		2,021.8		1,779.7					
1.32.02 ADULT SECONDARY			2.2		915.2		1,348.9					
1.32.03 GED PREP.			51.0		934.2		1,378.1					
1.32.99 SPEC DISABLED ADULT					46.0							
TOTAL ADULT GENERAL ED			82.6		3,871.2		4,552.7					
1.33.00 LIFELONG LEARNING	257.5	94.4	39.5	2.5	145.3	12.6	40.3		2.2		13.8	75.4
TOTAL - ALL DISCIPLINES	7,903.0	12,641.9	3,505.6	1,475.2	10,622.9	4,780.4	18,617.1		891.2		3,364.1	10,779.2
SOURCE: FUND394											PAGE: 1 - B	

FLORIDA COMMUNITY COLLEGE SYSTEM
THE FACT BOOK

Table 5

PROGRAMS	INDR	LCTY	ANNUAL FTE BY DISCIPLINE FUNDED							PASC	PENS	
			LSUM	MANA	MIAM	NFLA	OKAL	PALM	PASC			
1.11.01 AGRIC. / NAT. RES.											33.3	
1.11.02 ARCHIT / ENVIRON.												445.5
1.11.04 BIOLOGICAL SCIENCE	269.6	93.2	128.1	133.1	367.7	60.0	213.0		370.7	138.9		
1.11.09 ENGINEERING	6.9	1.6										5.1
1.11.12 HEALTH PROFESSIONS												
1.11.19 PHYSICAL SCIENCES	159.5	61.1	38.7	195.3	1,912.5	10.0	194.2		505.4	131.4		382.8
1.12.10 FINE AND APPLIED ARTS	157.7	61.1	64.5	209.7	1,150.5	66.1	116.4		449.9	12.6		199.8
1.13.11 FOREIGN LANGUAGES	87.7	21.6	15.4	82.8	543.7	11.1	66.0		142.5	63.6		168.8
1.13.15 LETTERS	546.9	199.9	217.9	733.7	6,631.6	87.4	410.6		1,085.1	304.9		893.1
1.14.08 EDUCATION	204.5	31.7	16.9	261.3	899.1	45.2	140.8		503.9	118.7		260.6
1.15.05 BUSINESS/MANAGEMENT				1.2	1.5							18.8
1.16.07 COMPUTER / INFO. SCI.					30.6							
1.16.17 MATHEMATICS	407.0	110.7	110.1	548.9	2,663.6	63.6	389.4		983.8	296.1		759.0
1.17.03 AREA STUDIES												
1.17.20 PSYCHOLOGY	114.5	54.1	53.6	281.3	2,278.8	24.3	132.4		268.9	206.9		255.3
1.17.22 SOCIAL SCIENCES	419.2	112.4	80.0	370.7	1,454.7	122.4	311.9		785.7	242.9		602.0
1.18.06 COMMUNICATIONS	1.1	2.3	1.7	7.5	26.5	2.9	0.9		15.0			7.1
1.18.13 HOME ECONOMICS												17.5
1.18.14 LAW												
1.18.16 LIBRARY SCIENCE												12.3
1.18.18 MILITARY SCIENCE					2.4							0.6
1.18.21 PUBLIC AFFAIRS					2.9							
1.18.23 THEOLOGY												
1.18.49 INTERDISCIPLINARY	2.5		28.6	26.0	1,100.0		64.5		47.4	113.7		65.7
TOTAL ADVANCED/PROFESS.	2,377.1	758.4	755.5	2,851.5	19,066.1	493.0	2,040.1		5,158.3	1,629.7		4,127.3
1.21.01 AGRICULTURE (P.S.)	33.7	201.6			25.7				15.5	0.2		1.6
1.22.01 DISTRIBUTIVE (P.S.)	112.6	1.3	17.9	13.7	690.3	0.7	26.1		31.9	16.3		36.8
1.23.01 HEALTH (P.S.)	316.5	114.2	52.8	335.6	2,057.5	3.5	18.3		860.5	352.0		377.1
1.24.01 HOME ECONOMICS (P.S.)	141.4		9.2	5.0	224.4		79.0		94.5	2.2		207.6
1.25.01 OFFICE (P.S.)	756.8	125.4	190.0	472.8	2,428.0	35.4	340.7		676.3	342.2		537.0
1.26.01 TRADE/INDUS (P.S.)	228.2	12.2	16.1	68.0	805.7		124.2		124.4	10.8		226.0
1.27.01 PUBLIC SERVICE (P.S.)	299.8	24.8	39.1	123.5	613.9	8.0	207.3		130.7	50.9		158.7
TOTAL - POSTSECONDARY VOC.	1,889.0	479.5	325.1	1,018.6	6,845.5	47.6	795.6		1,933.8	774.6		1,544.8

SOURCE: FUND394

PAGE: 2 - A

FLORIDA COMMUNITY COLLEGE SYSTEM
THE FACT BOOK

Table 5

PROGRAMS	ANNUAL FTE BY DISCIPLINE FUNDED										PASC	PENS		
	INDR	LCTY	LSUM	MANA	MIAM	NFLA	OKAL	PALM						
FLORIDA COMMUNITY COLLEGES													CCFTE206 08/28/95 14:37:22	
1.21.02 AGRICULTURE (PS.A.)	55.6				101.9							71.3	9.7	
1.22.02 DISTRIBUTIVE (PS.A.)	6.0				80.7							63.6	2.5	
1.23.02 HEALTH (PS.A.)	226.2	92.8			61.6	33.3						186.9	184.6	
1.24.02 HOME ECONOMICS (PS.A.)	54.4				297.0							134.1	1.9	
1.25.02 OFFICE (PS.A.)	371.5	16.6			61.1	45.9						9.9	19.6	
1.26.02 TRADE/INDUS (PS.A.)	344.0	66.8			523.4	119.3						0.1	59.3	
1.27.02 PUBLIC SERVICE (PS.A.)	226.2	417.7										202.6	35.4	
TOTAL - POSTSEC. ADULT VOC.	1,283.9	593.9			1,125.7	198.5				76.4		481.6	315.3	330.4
1.29.99 APPRENTICESHIP	133.5									5.0		62.5		
1.21.03 AGRICULTURE (SUPP)	0.8				1.6							1.9	0.1	0.3
1.22.03 DISTRIBUTIVE (SUPP)	16.8				14.9							24.6	4.2	7.9
1.23.03 HEALTH (SUPP)	32.4	2.8	1.7	12.3	22.4	0.2						86.9	24.4	4.0
1.24.03 HOME ECONOMICS (SUPP)	2.2	6.5	2.5	5.6	73.1							18.9	1.0	37.0
1.25.03 OFFICE (SUPP)	2.8	4.2	13.7	33.3	347.5							63.4	25.4	60.3
1.26.03 TRADE/INDUS (SUPP)	10.7	0.1	9.3	2.9	19.6	0.2						21.3	4.3	14.1
1.27.03 PUBLIC SERVICE (SUPP)	87.1	152.0	0.2	27.8	172.3	52.4						123.1	42.1	4.8
TOTAL - SUPPLEMENTAL VOC.	152.8	165.6	27.4	88.0	651.4	52.8				16.5		340.1	101.5	128.4
1.31.01 COLLEGE PREP	307.8	103.4	95.9	256.6	4,227.6	41.4				165.5		655.8	146.5	272.5
1.31.02 VOCATIONAL PREP	3.9	0.2								4.2				
TOTAL PREPARATORY	311.7	103.6	95.9	256.6	4,227.6	41.4				169.7		655.8	146.5	272.5
1.32.01 ADULT BASIC	969.5	55.1				26.0				404.4				576.9
1.32.02 ADULT SECONDARY	426.0					15.3								570.1
1.32.03 GED PREP.	154.2	23.3			8.5									187.0
1.32.99 SPEC DISABLED ADULT														21.5
TOTAL ADULT GENERAL ED	1,549.7	78.4			8.5	41.3				404.4				1,355.5
1.33.00 LIFELONG LEARNING	21.8	2.2	4.3	18.5	179.6					3.5		31.9	17.9	150.5
TOTAL - ALL DISCIPLINES	7,719.5	2,181.6	1,208.2	4,233.2	32,104.4	874.6				3,511.2		8,664.0	2,985.5	7,909.4

SOURCE: FUND394

PAGE: 2

76

77

FLORIDA COMMUNITY COLLEGE SYSTEM
THE FACT BOOK

PROGRAMS	ANNUAL FTE BY DISCIPLINE FUNDED										CCFTE206 08/28/95 14:37:22
	1993 - 1994	ST. J	ST. P	SANF	SEMI	SFLA	TALL	VALE	SYST		
FLORIDA COMMUNITY COLLEGES											
1.11.01 AGRIC. / NAT. RES.											33.3
1.11.02 ARCHIT / ENVIRON.											21.9
1.11.04 BIOLOGICAL SCIENCE	104.0	155.6	340.4	259.6	204.7	50.3	274.5	611.5			7,126.8
1.11.09 ENGINEERING											27.2
1.11.12 HEALTH PROFESSIONS											167.2
1.11.19 PHYSICAL SCIENCES	132.3	85.5	629.6	480.5	255.4	36.1	421.9	515.4			9,018.6
1.12.10 FINE AND APPLIED ARTS	49.6	78.9	736.8	598.5	117.6	45.0	54.4	176.3			6,278.8
1.13.11 FOREIGN LANGUAGES	65.3	33.4	202.6	100.0	67.7	23.8	94.7	489.6			3,791.3
1.13.15 LETTERS	464.5	267.6	1,550.9	874.6	468.0	129.4	607.8	1,577.2			24,704.9
1.14.08 EDUCATION	164.2	52.0	411.3	384.3	234.1	56.5	230.3	420.2			6,106.2
1.15.05 BUSINESS/MANAGEMENT											257.8
1.16.07 COMPUTER / INFO. SCI.											339.2
1.16.17 MATHEMATICS	382.2	205.2	1,237.5	799.3	382.0	86.6	838.3	1,365.2			18,148.3
1.17.03 AREA STUDIES											11.7
1.17.20 PSYCHOLOGY	146.6	103.5	446.5	266.6	147.6	59.4	209.4	581.6			8,889.7
1.17.22 SOCIAL SCIENCES	250.6	249.2	818.1	610.4	335.1	121.3	865.0	1,114.9			14,305.9
1.18.06 COMMUNICATIONS	3.9	5.3	233.3	3.6	2.4		6.6	10.8			634.8
1.18.13 HOME ECONOMICS							39.0				118.5
1.18.14 LAW											39.5
1.18.16 LIBRARY SCIENCE											15.1
1.18.18 MILITARY SCIENCE	0.8			1.1	1.4		1.7	3.2			13.1
1.18.21 PUBLIC AFFAIRS											6.7
1.18.23 THEOLOGY											
1.18.49 INTERDISCIPLINARY	127.1	131.9			168.3		347.2	833.4			5,085.1
TOTAL ADVANCED/PROFESS.	1,891.1	1,368.1	6,607.0	4,378.5	2,384.3	619.3	4,098.1	7,699.3			105,141.6
1.21.01 AG'ICULTURE (P.S.)				79.1		10.5		38.9			492.9
1.22.01 DISTRIBUTIVE (P.S.)				29.8	11.9	10.3	1.5	104.7			2,321.3
1.23.01 HEALTH (P.S.)	378.5		1,413.8	831.0	258.4	34.0	112.5	751.0			13,040.9
1.24.01 HOME ECONOMICS (P.S.)	10.5		81.2	47.2	15.6	13.0	49.6	13.0			1,397.1
1.25.01 OFFICE (P.S.)	244.8	264.2	1,167.6	592.9	373.3	124.5	254.2	969.1			15,468.5
1.26.01 TRADE/INDUS (P.S.)	34.5	6.7	190.2	187.7	153.7	11.1	173.1	274.9			4,109.6
1.27.01 PUBLIC SERVICE (P.S.)	36.3		146.6	111.5	93.2	7.5		217.4			3,803.2
TOTAL - POSTSECONDARY VOC.	713.6	291.8	2,983.8	1,913.2	937.7	213.5	590.9	2,369.0			40,633.5

SOURCE: FUND394

PAGE: 3 - A

BEST COPY AVAILABLE

FLORIDA COMMUNITY COLLEGE SYSTEM
THE FACT BOOK

PROGRAMS	POLK	ST. J	ST. P	ANNUAL FTE BY DISCIPLINE FUNDED		SEMI	SFLA	TALL	VALE	SYST
				1993 - 1994	1994					
1.21.02 AGRICULTURE (PS.A.)							39.0			114.7
1.22.02 DISTRIBUTIVE (PS.A.)	8.0		1.4			117.6				448.6
1.23.02 HEALTH (PS.A.)				131.3		215.9	45.5			2,073.0
1.24.02 HOME ECONOMICS (PS.A.)				9.3		49.3	47.3			864.7
1.25.02 OFFICE (PS.A.)	11.2			2.2		48.3	82.0			1,131.3
1.26.02 TRADE/INDUS (PS.A.)				163.2		225.4	363.1			3,463.0
1.27.02 PUBLIC SERVICE (PS.A.)	108.8			75.2		156.9	158.9			3,214.7
TOTAL - POSTSEC. ADULT VOC.	128.0		1.4	381.2		813.4	735.8			11,310.0
1.29.99 APPRENTICESHIP				21.7		279.2	41.2			1,480.0
1.21.03 AGRICULTURE (SUPP)									2.0	18.8
1.22.03 DISTRIBUTIVE (SUPP)	7.2			0.5		8.4	2.2		14.0	361.8
1.23.03 HEALTH (SUPP)	6.4			4.0		100.9	4.5	3.3	29.1	763.8
1.24.03 HOME ECONOMICS (SUPP)				2.2		17.1	16.5		2.6	638.7
1.25.03 OFFICE (SUPP)	37.2	1.2	25.3			36.0	1.8	7.9	64.3	1,960.1
1.26.03 TRADE/INDUS (SUPP)	46.7		1.3	2.9		61.3	0.8		10.1	440.7
1.27.03 PUBLIC SERVICE (SUPP)	93.7		192.5	129.9		248.1	31.8	1.2	3.5	2,160.9
TOTAL - SUPPLEMENTAL VOC.	191.2	1.2	300.5	139.5		471.8	57.6	12.4	125.6	6,344.8
1.31.01 COLLEGE PREP	180.3	81.0	894.1	716.8		216.0	49.7	329.3	1,060.0	14,196.0
1.31.02 VOCATIONAL PREP				12.1		14.3	0.5			123.3
TOTAL PREPARATORY	180.3	81.0	894.1	728.9		230.3	50.2	329.3	1,060.0	14,319.3
1.32.01 ADULT BASIC		251.3				635.9	588.3			7,338.3
1.32.02 ADULT SECONDARY		3.4				639.6	222.1			4,127.5
1.32.03 GED PREP		68.9		130.6		367.3	102.0		74.4	3,420.4
1.32.99 SPEC DISABLED ADULT										141.9
TOTAL ADULT GENERAL ED		323.6		130.6		1,642.8	912.4		74.4	15,028.1
1.33.00 LIFELONG LEARNING	5.3		43.4	4.0		25.5	0.3	13.0	48.4	1,253.6
TOTAL - ALL DISCIPLINES	3,109.5	2,065.7	10,830.2	7,697.6		6,785.0	2,630.3	5,043.7	11,376.7	195,510.9

SOURCE: FUND394

PERCENT DISTRIBUTION OF ACTUAL FTE BY PROGRAM

REPORTING YEAR	ADV. & PROF.	% OF TOTAL	PSV	% OF TOTAL	PSAV	% OF TOTAL	SUPP. VOC.	% OF TOTAL	COLLEGE / VOC. PREP	% OF TOTAL	ADULT ED.	% OF TOTAL	LLL*	% OF TOTAL	TOTAL
1982-83	70,137	50%	37,952	27%	10,140	7%	3,512	3%	6,049	4%	11,245	8%	0	0%	139,034
1983-84	70,341	52%	37,737	28%	9,069	7%	4,059	3%	4,263	3%	11,029	8%	0	0%	136,499
1984-85	66,096	51%	35,063	27%	8,367	6%	4,109	3%	5,425	4%	10,977	8%	0	0%	130,038
1985-86	65,477	50%	33,773	26%	8,119	6%	4,591	3%	7,467	6%	12,809	10%	0	0%	132,234
1986-87	69,994	51%	33,242	24%	8,139	6%	5,338	4%	9,022	7%	12,337	9%	0	0%	138,071
1987-88	76,351	52%	33,172	22%	8,604	6%	5,229	4%	9,388	6%	12,084	8%	2,803	2%	147,632
1988-89	83,050	51%	34,935	22%	9,407	6%	5,773	4%	10,254	6%	13,412	8%	4,550	3%	161,391
1989-90	91,438	52%	36,975	21%	11,103	6%	5,747	3%	11,357	7%	13,879	8%	3,989	2%	174,486
1990-91	99,727	54%	39,215	21%	11,094	6%	5,950	3%	12,868	7%	13,985	7%	3,423	2%	186,211
1991-92	105,939	54%	40,691	21%	10,952	6%	5,390	3%	13,457	7%	15,257	8%	2,756	1%	194,442
1992-93	106,824	54%	41,037	21%	11,294	6%	5,269	3%	14,195	7%	16,910	9%	2,538	1%	198,067
1993-94	105,142	54%	40,634	21%	12,790	7%	6,345	3%	14,319	7%	15,028	8%	1,254	1%	195,511

*NOTE: LLL FTE did not exist between 1982-83 and 1986-87.

SOURCE: FAFVCFWS483, 84, 85, 86, 87, 88, 89, 90, 91, FUND392, FUND393, FUND394

COMPARISON BETWEEN ASSIGNED FTE AND ACTUAL FTE (Without Lifelong Learning or CIS)

REPORTING YEAR	ASSIGNED FTE* ENROLLMENT	ASSIGNED FTE* % GROWTH	ACTUAL FTE ENROLLMENT	ACTUAL FTE % GROWTH	ASSIGNED FTE % of ACTUAL FTE
1982-83	140,732		139,034		101.22%
1983-84	143,617	2.05%	136,499	-1.82%	105.21%
1984-85	139,917	-2.58%	130,038	-4.73%	107.60%
1985-86	135,455	-3.19%	132,234	1.69%	102.44%
1986-87	134,042	-1.04%	138,071	4.41%	97.08%
1987-88	134,526	0.36%	144,829	4.89%	92.89%
1988-89	138,158	2.70%	156,841	8.29%	88.09%
1989-90	145,646	5.42%	170,498	8.71%	85.42%
1990-91	157,319	8.01%	182,738	7.21%	86.07%
1991-92	183,370	16.56%	191,686	4.87%	95.66%
1992-93	183,370	16.56%	195,529	6.97%	93.78%
1993-94	195,993	6.88%	194,257	1.34%	100.89%

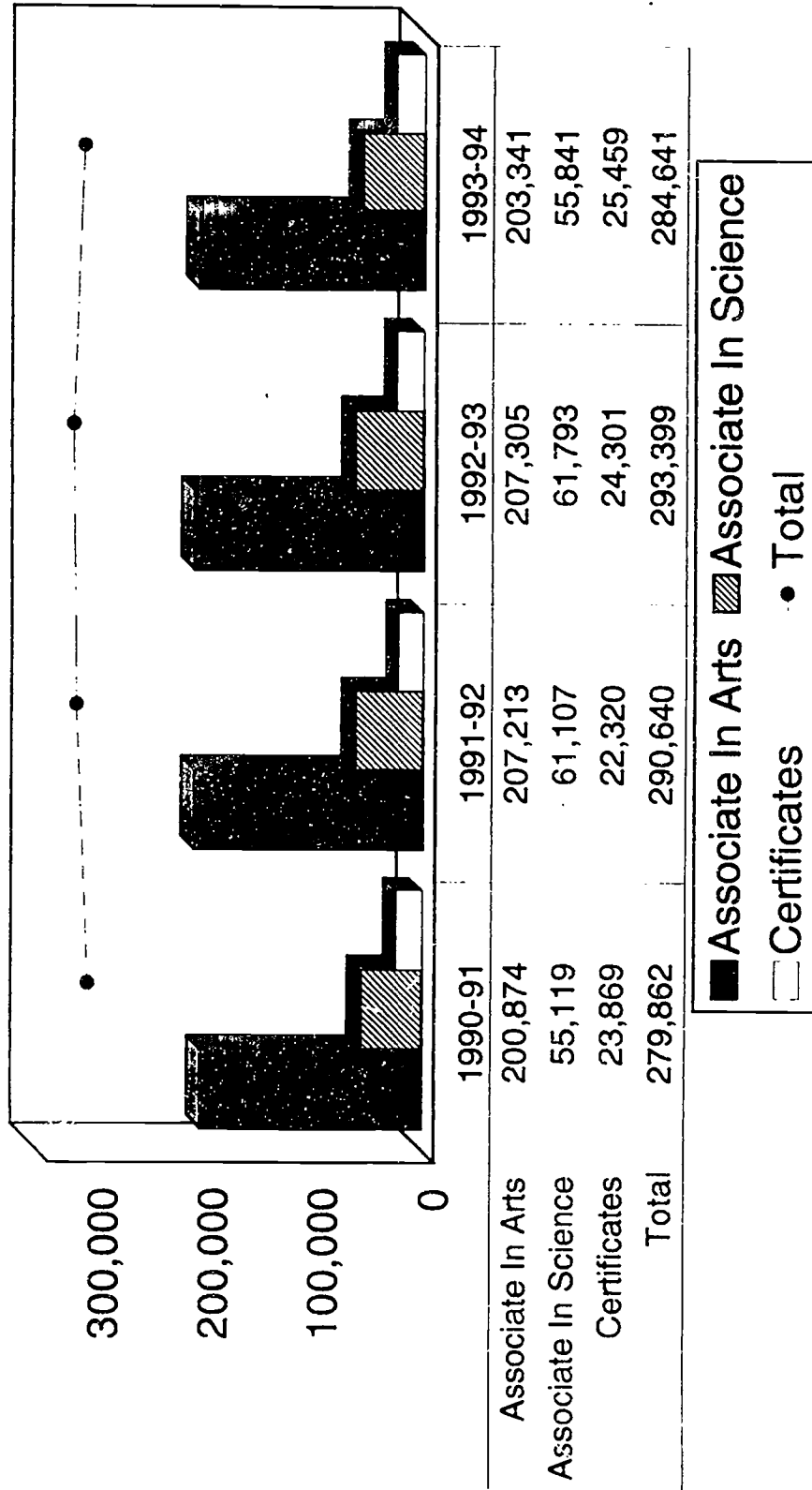
*NOTE: Assigned FTE is the Annual FTE used by the Legislature in the Appropriations Bill for the next fiscal year (Funded FTE)

NOTE: Lifelong Learning and CIS are not included in the Assigned nor the Actual FTE Enrollment

SOURCE: FAFVCFWS483, 84, 85, 86, 87, 88, 89, 90, 91, FUND392, FUND393, FUND 394

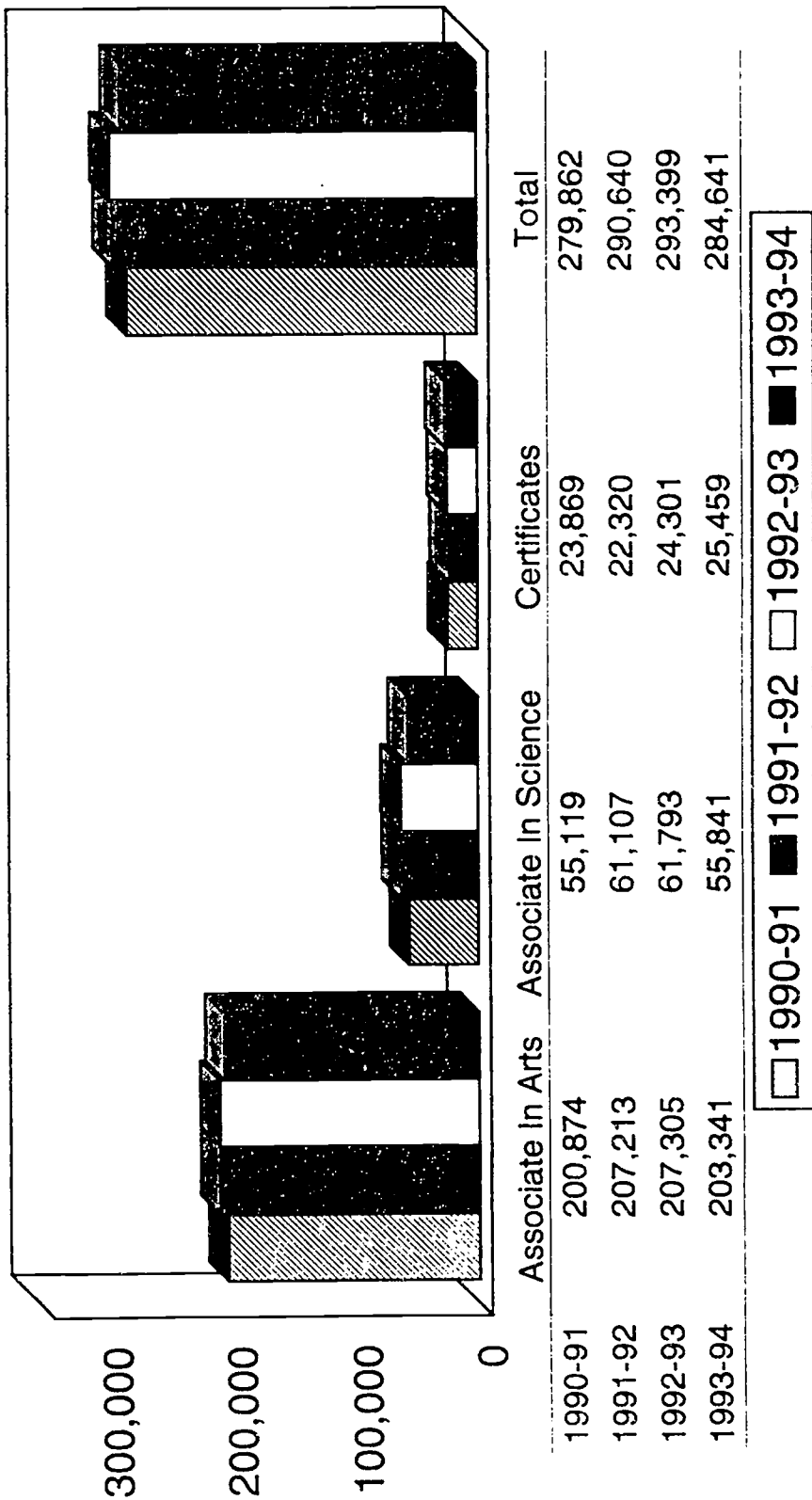
**DEGREES AND CERTIFICATES
ENROLLMENT**

Degrees and Certificates Headcount Enrollment by Year



Source: 1990-91 through 1993-94 AA1A & 1992-93 through 1993-94 Student Data Base

Degrees and Certificates Headcount Enrollment by Award Type



Source: 1990-91 through 1993-94 AA1A & 1992-93 through 1993-94 Student Data Base

FLORIDA COMMUNITY COLLEGE SYSTEM
THE FACT BOOK

Table 8

FLORIDA COMMUNITY COLLEGES	AA1A SUMMARY INFORMATION ASSOCIATE IN ARTS DEGREES STUDENT ENROLLMENTS 1993-1994														TOTAL DISABLED DISADVANTAGED		
	ALIEN		ASIAN		INDIAN		BLACK		HISPANIC		WHITE		TOTAL COLLEGE			TOTAL UNKN	TOTAL DISABLED
	(F)	(M)	(F)	(M)	(F)	(M)	(F)	(M)	(F)	(M)	(F)	(M)	(F)	(M)			
*BREVARD	40	79	139	144	33	18	462	300	240	222	5580	4429	0	11686	302	3112	
*BROWARD	266	244	216	252	59	42	1139	706	968	735	5612	3849	0	14088	73	4343	
CENTRAL FLORIDA	1	9	12	10	6	6	126	65	51	32	1188	795	0	2301	43	821	
*CHIPOLA	0	0	6	9	10	6	179	104	7	12	824	592	0	1749	60	557	
DAYTONA BEACH	111	119	47	64	5	3	309	251	157	138	3395	2538	0	7137	26	3007	
EDISON	33	37	34	43	10	9	170	97	155	122	2755	1991	1	5457	415	2182	
*FLA. C.C. @ JAX	17	31	141	181	18	13	782	378	115	103	3401	2751	0	7931	115	3133	
*FLORIDA KEYS	1	4	11	8	1	1	34	16	47	46	432	291	0	892	25	358	
GULF COAST	3	2	48	57	18	13	320	197	54	37	2281	1727	2	4759	143	1815	
*HILLSBOROUGH	108	189	157	213	22	22	1006	727	988	844	6044	5059	3	15382	240	5318	
INDIAN RIVER	11	11	19	7	4	1	130	64	39	29	1307	961	0	2583	39	715	
LAKE CITY	3	5	8	6	4	6	84	56	7	5	638	470	0	1292	49	460	
*LAKE SUMTER	1	3	11	2	5	4	88	33	16	12	713	500	0	1388	42	717	
MANATEE	71	68	23	17	8	8	135	79	63	50	2464	1912	0	4898	131	1358	
MIAMI-DADE	499	540	225	223	17	14	2791	1635	8508	6680	2868	2242	1	26243	489	8578	
NORTH FLORIDA	0	0	2	2	0	1	116	73	2	11	409	265	0	881	4	393	
*OKALOOSA-WALTON	17	4	51	36	9	10	182	112	63	60	2036	1431	18	4029	56	1088	
PALM BEACH	92	107	135	158	34	15	840	528	571	439	5463	4149	0	12531	323	3379	
*PASCO-HERNANDO	13	14	25	23	8	6	87	37	94	55	2269	1259	0	3890	91	1945	
*PENSACOLA	13	8	142	136	56	51	601	337	78	73	3421	2745	1	7662	129	3743	
POLK	5	5	16	20	7	3	139	76	28	23	1176	851	4	2353	52	719	
ST. JOHNS RIVER	3	3	26	23	5	3	117	74	42	30	1920	1255	1	3502	101	1084	
*ST. PETERSBURG	101	109	184	185	82	61	637	373	218	244	7301	6187	1	15683	260	7856	
SANTA FE	232	271	88	102	14	19	670	440	236	305	4077	4205	0	10659	133	4839	
*SEMINOLE	24	44	95	73	33	33	223	150	216	182	2494	1984	34	5585	126	1872	
SOUTH FLORIDA	7	2	3	14	4	2	92	53	65	41	735	443	0	1461	19	545	
TALLAHASSEE	20	41	40	54	17	16	823	598	120	169	2833	2970	74	7775	406	2347	
VALENCIA	160	203	452	450	55	45	1131	777	1392	1169	7432	6278	0	19544	71	499	
AWARD TOTALS	1852	2152	2356	2512	544	431	13413	8336	14540	11868	81068	64129	140	203341	3953	66803	
DISABLED	3963																
LIMITED ENGLISH PROFICIENCY	3438																
DISADVANTAGED	66803																

SOURCE: 1993-94 AA-1A FILE SUBMISSIONS
* INDICATES COLLEGE USED SDB SUBMISSIONS IN PLACE OF AA-1A

October 1995

FLORIDA COMMUNITY COLLEGE SYSTEM
THE FACT BOOK

Table 8

COLLEGE	1993-1994												TOTAL COLLEGE TOTAL	TOTAL UNKNS	TOTAL DISABLED	TOTAL DISADADV
	ALIEN		ASIAN		INDIAN		BLACK		HISPANIC		WHITE					
	(F)	(M)	(F)	(M)	(F)	(M)	(F)	(M)	(F)	(M)	(F)	(M)				
CC1A1A0070101													3171	0	128	1092
09/08/95													4341	0	20	1352
17:29:51													759	1	20	399
*BREVARD	18	17	44	28	4	2	135	93	62	52	1477	1239	0	0	0	0
*BROWARD	67	55	82	77	13	11	468	174	237	208	1783	1166	0	0	0	0
CENTRAL FLORIDA	1	1	3	0	4	3	37	25	10	39	419	216	1	0	0	0
*CHIPOLA	0	0	2	1	1	2	31	13	2	1	111	73	0	0	0	0
DAYTONA BEACH	50	44	28	14	4	3	210	70	82	66	2119	1175	0	0	0	0
EDISON	9	6	8	6	2	1	26	11	25	26	739	503	0	0	0	0
*FLA. C.C. @ JAX	12	3	43	53	12	13	500	242	80	52	1644	978	0	0	0	0
*FLORIDA KEYS	3	6	5	6	2	0	24	14	19	6	234	161	0	0	0	0
GULF COAST	0	0	15	6	5	6	92	73	12	10	741	627	2	2	2	2
*HILLSBOROUGH	40	39	61	42	9	6	318	168	226	210	1657	1113	1	1	1	1
INDIAN RIVER	4	5	11	13	3	2	59	31	19	15	998	586	0	0	0	0
LAKE CITY	2	3	1	0	3	0	14	7	0	2	158	220	0	0	0	0
*LAKE SUMTER	0	0	2	2	3	1	40	9	5	3	362	162	0	0	0	0
MANATEE	15	13	6	4	4	1	44	27	13	12	691	396	0	0	0	0
MIAMI-DADE	92	64	55	64	11	3	996	545	1524	1058	915	545	0	0	0	0
NORTH FLORIDA	0	0	0	0	0	0	0	0	0	0	1	1	0	0	0	0
*OKALOOSA-WALTON	0	1	6	7	3	3	58	34	8	11	361	441	7	7	7	7
PALM BEACH	15	4	29	13	6	3	115	36	72	44	1310	513	0	0	0	0
*PASCO-HERNANDO	1	1	6	1	2	3	25	10	26	21	858	463	0	0	0	0
*PENSACOLA	1	1	37	18	15	14	158	54	20	17	1118	620	0	0	0	0
POLK	2	2	5	1	0	0	27	7	10	6	381	115	0	0	0	0
ST. JOHNS RIVER	2	1	3	3	1	1	32	14	12	7	336	309	0	0	0	0
*ST. PETERSBURG	33	29	55	29	19	10	232	99	94	66	2805	1448	1	1	1	1
SANTA FE	24	15	14	5	2	3	72	43	26	20	899	541	0	0	0	0
*SEMINOLE	13	8	49	35	22	9	180	66	128	71	1338	631	13	13	13	13
SOUTH FLORIDA	1	0	2	1	2	1	42	13	19	25	273	153	0	0	0	0
TALLAHASSEE	3	1	1	1	1	1	39	8	3	1	207	66	5	5	5	5
VALENCIA	24	31	58	76	19	17	341	192	324	281	1880	1546	0	0	0	0
AWARD TOTALS	432	350	631	506	172	119	4315	2078	3058	2330	25815	16006	30	30	30	30
DISABLED													1449			
LIMITED ENGLISH PROFICIENCY													708			
DISADVANTAGED													21824			

SOURCE: 1993-94 AA-1A FILE SUBMISSIONS
* INDICATES COLLEGE USED SDB SUBMISSIONS IN PLACE OF AA-1A

FLORIDA COMMUNITY COLLEGE SYSTEM
THE FACT BOOK

Table 8

FLORIDA COMMUNITY COLLEGES	AA1A SUMMARY INFORMATION VOCATIONAL CREDIT CERTIFICATE STUDENT ENROLLMENTS														TOTAL DISABLED DISADV	
	1993-1994															
	ALIEN		ASIAN		INDIAN		BLACK		HISPANIC		WHITE		COLLEGE			TOTAL UNKNS
(F)	(M)	(F)	(M)	(F)	(M)	(F)	(M)	(F)	(M)	(F)	(M)	TOTAL	DISABLED			
*BREVARD	1	3	10	10	1	6	77	53	26	33	368	676	0	1264	41	284
*BROWARD	1	0	0	0	2	0	3	0	5	0	72	1	0	84	0	28
CENTRAL FLORIDA	0	1	2	1	2	2	112	46	12	26	251	249	0	704	16	257
*CHIPOLA	0	0	0	1	1	7	91	86	4	1	154	352	0	697	17	221
DAYTONA BEACH	11	14	4	8	1	0	136	67	23	17	625	398	0	1304	5	306
*FLA. C.C. @ JAX	1	0	41	167	8	13	846	622	51	72	1054	1874	0	4749	118	875
*FLORIDA KEYS	0	0	0	0	0	0	0	1	0	0	0	1	0	2	0	1
GULF COAST	0	0	2	0	0	2	23	33	2	3	128	113	0	306	2	81
*HILLSBOROUGH	0	0	1	1	0	0	9	14	6	15	32	98	2	178	1	6
INDIAN RIVER	10	5	3	4	5	1	147	49	41	15	545	330	0	1155	13	254
LAKE CITY	0	0	2	3	1	3	102	94	1	14	246	434	0	900	11	107
MIAMI-DADE	1	0	3	9	0	0	171	268	134	216	58	115	6	981	2	164
NORTH FLORIDA	0	0	0	1	0	0	72	46	2	8	96	144	0	369	0	46
PALM BEACH	2	0	4	4	1	2	28	68	10	30	80	351	0	580	6	71
*PASCO-HERNANDO	1	0	5	1	2	0	17	1	13	7	455	162	0	664	27	178
*PENSACOLA	0	0	8	2	6	1	65	13	6	3	219	87	0	410	3	245
SANTA FE	6	2	8	2	4	0	108	24	5	9	317	221	0	706	8	201
*SEMINOLE	1	5	37	75	5	15	307	218	110	203	913	2586	87	4562	250	2982
SOUTH FLORIDA	0	4	5	4	2	5	120	126	44	68	334	652	0	1364	28	272
VALENCIA	0	0	0	0	0	1	0	2	1	1	5	18	0	28	28	0
AWARD TOTALS	35	34	135	293	41	58	2434	1831	496	741	5952	8862	95	21007	576	6579
DISABLED	576															
LIMITED ENGLISH PROFICIENCY	139															
DISADVANTAGED	6579															

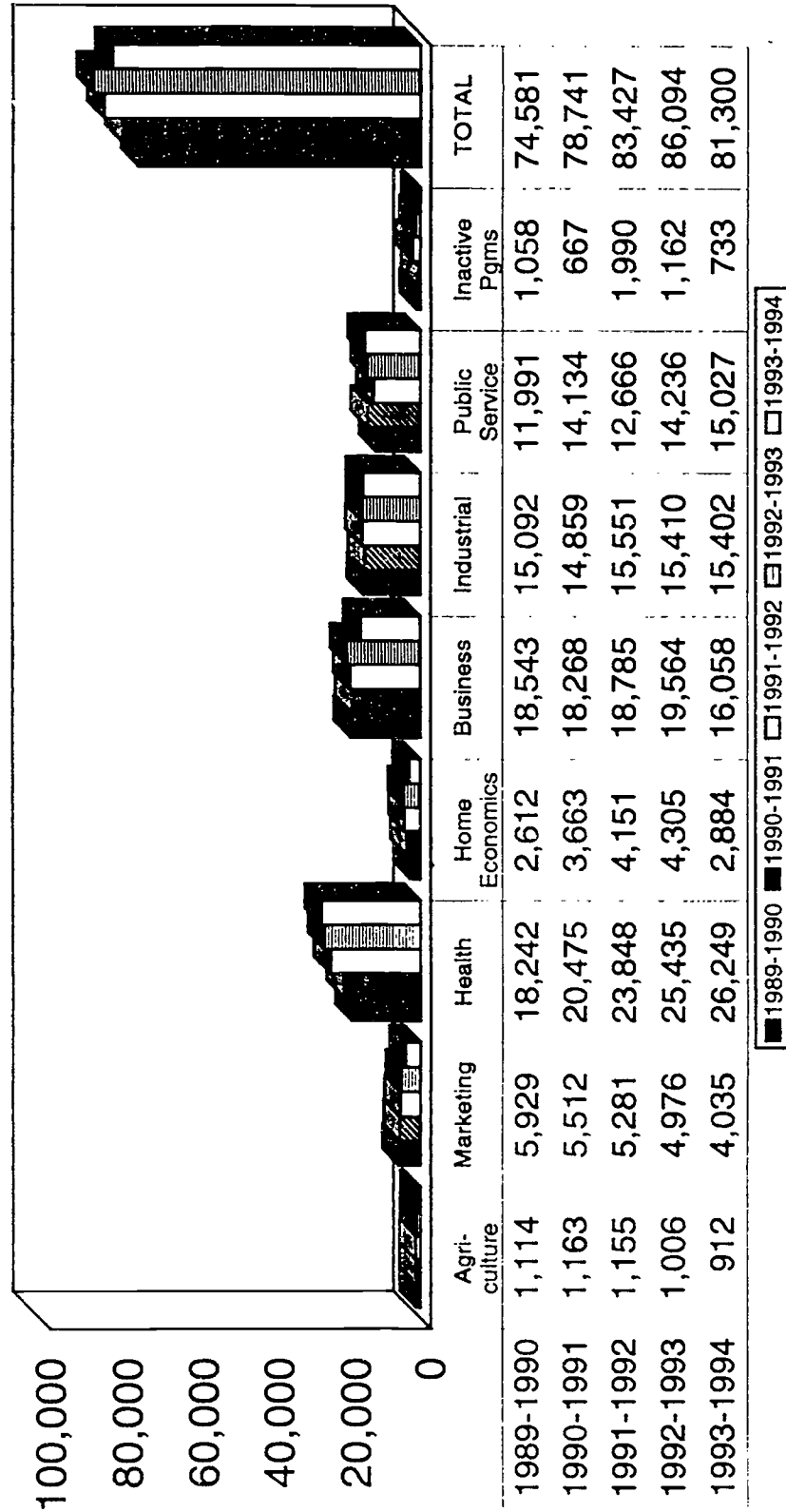
SOURCE: 1993-94 AA-1A FILE SUBMISSIONS
* INDICATES COLLEGE USED SDB SUBMISSIONS IN PLACE OF AA-1A

FLORIDA COMMUNITY COLLEGE SYSTEM
THE FACT BOOK

COLLEGE	ALIEN		ASIAN		INDIAN		BLACK		HISPANIC		WHITE		TOTAL UNKNS	TOTAL COLLEGE	TOTAL DISABLED	TOTAL DISADADY
	(F)	(M)	(F)	(M)	(F)	(M)	(F)	(M)	(F)	(M)						
*BREVARD	0	0	0	0	1	1	1	1	0	0	38	77	0	119	2	21
*BROWARD	6	1	2	1	0	6	11	31	16	67	103	361	0	605	2	71
CENTRAL FLORIDA	0	0	1	0	0	1	2	2	0	3	56	68	0	133	2	32
*CHIPOLA	0	0	0	0	0	0	12	3	1	0	24	10	0	50	4	24
DAYTONA BEACH	1	2	1	0	0	0	17	3	4	5	150	132	0	315	1	103
EDISON	0	0	0	0	0	0	0	0	0	0	6	3	0	9	0	0
*FLA. C.C. @ JAX	0	0	1	4	0	0	33	14	3	0	83	66	0	204	15	93
*FLORIDA KEYS	0	0	0	0	0	0	1	1	1	0	12	2	0	17	1	6
GULF COAST	0	0	1	0	0	0	13	0	0	0	47	26	0	87	2	46
*HILLSBOROUGH	2	2	4	7	2	2	48	27	24	68	208	278	0	672	7	181
INDIAN RIVER	3	1	1	0	1	0	11	10	4	3	122	124	0	280	2	60
LAKE CITY	0	0	0	0	1	0	2	1	0	0	36	56	0	96	4	27
*LAKE SUMTER	0	0	0	0	0	0	0	0	0	0	5	0	0	5	1	3
MANATEE	0	1	0	0	0	0	0	0	0	0	6	4	0	11	3	3
MIAMI-DADE	0	0	0	1	0	0	0	11	7	25	9	39	0	92	0	9
PALM BEACH	0	0	7	2	1	0	85	10	21	10	182	41	0	359	2	29
*PASCO-HERNANDO	1	1	0	0	1	1	2	0	2	0	76	67	0	151	4	45
*PENSACOLA	0	0	1	0	1	0	6	2	0	1	31	41	0	83	1	21
POLK	0	0	0	0	0	0	0	0	0	0	6	21	0	27	0	4
*ST. PETERSBURG	1	0	0	3	1	0	2	9	3	2	50	113	0	184	4	91
SANTA FE	4	1	0	0	0	1	19	5	2	3	91	68	0	194	15	58
*SEMINOLE	0	0	1	0	2	1	6	4	3	6	29	86	0	138	3	35
SOUTH FLORIDA	0	0	0	0	0	0	1	2	2	1	18	8	0	32	0	13
TALLAHASSEE	0	0	4	0	2	0	1	6	2	1	18	25	0	59	1	9
VALENCIA	0	0	2	4	1	3	7	31	14	43	114	311	0	530	0	3
AWARD TOTALS	18	9	26	22	13	16	280	173	109	239	1520	2027	0	4452	76	987
DISABLED	76															
LIMITED ENGLISH PROFICIENCY	20															
DISADVANTAGED	987															
STATEWIDE TOTALS	2337	2545	3148	3333	770	624	20442	12418	18203	15178	114355	91024	265	284641	6064	96193
DISABLED	0064															
LIMITED ENGLISH PROFICIENCY	4305															
DISADVANTAGED	96193															

SOURCE: 1993-94 AA-1A FILE SUBMISSIONS
* INDICATES COLLEGE USED \$DB SUBMISSIONS IN PLACE OF AA-1A

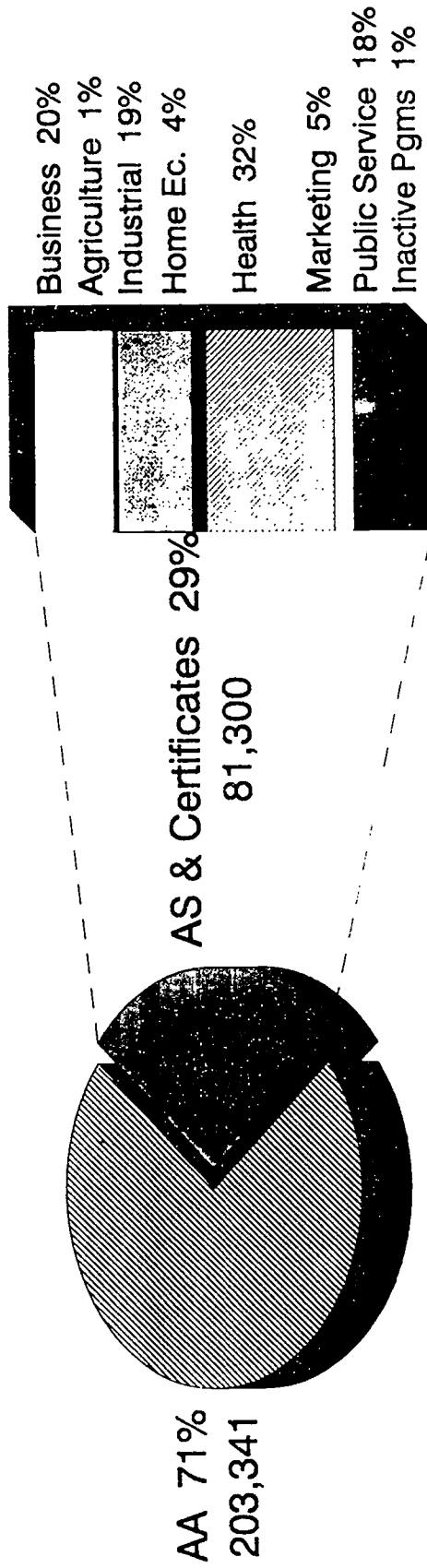
A.S. Degree and Vocational Certificates Headcount Enrollment by Program Area



Note: Totals include inactive programs

Source: 1989-90 through 1993-94 AA1A & 1992-93 through 1993-94 Student Data Base

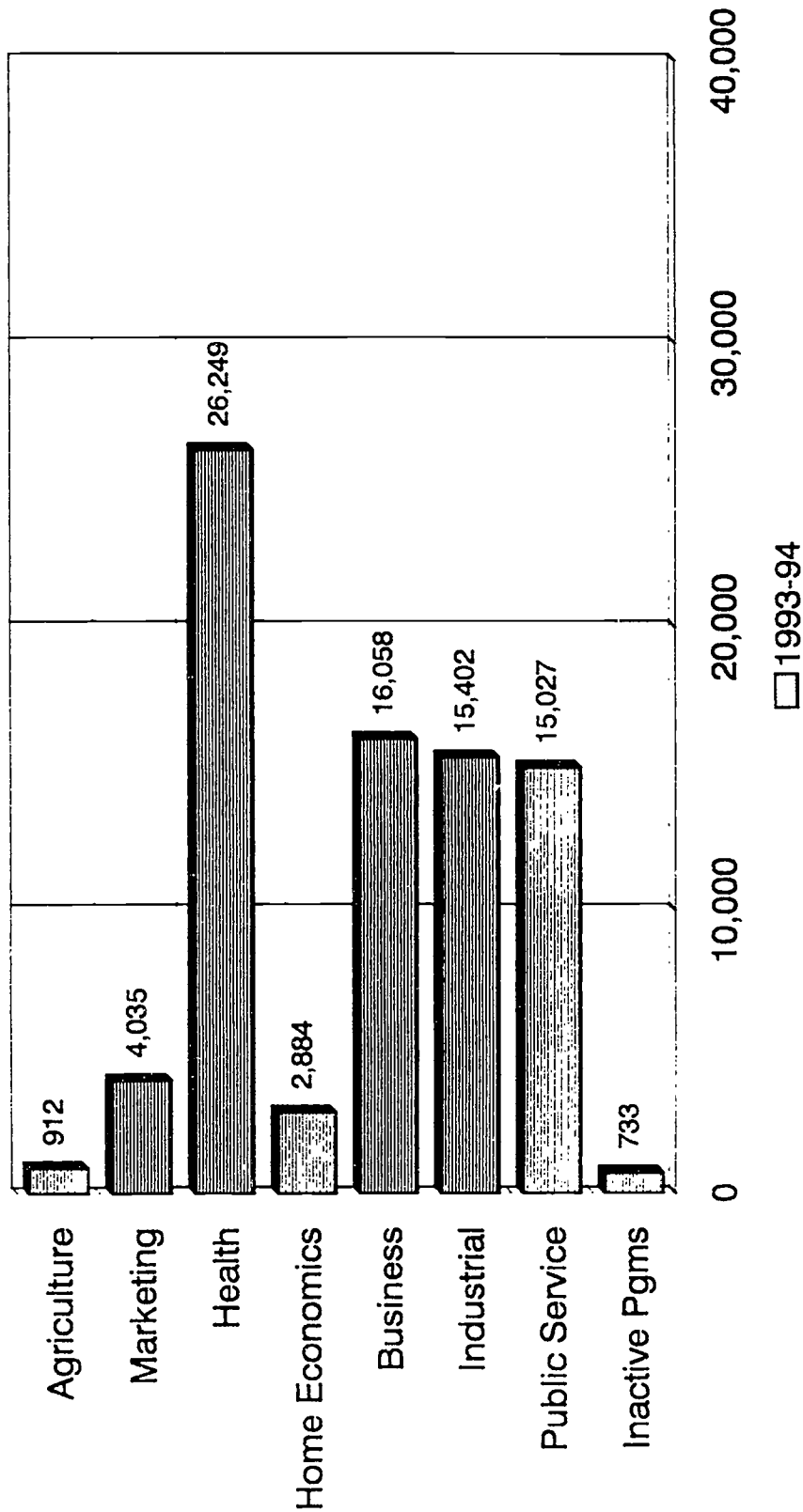
Degrees and Certificates 1993-94 Headcount Enrollment



Total: 284,641

Source: 1993-94 AA1A & 1993-94 Student Data Base

A.S. Degree and Vocational Certificates 1993-94 Enrollment by Program Area



Source: 1993-94 AA1A & 1993-94 Student Data Base

FLORIDA COMMUNITY COLLEGE SYSTEM THE FACT BOOK

October 1995

Table 9

FLORIDA COMMUNITY COLLEGES		ANNUAL PROGRAM ENROLLMENT (HEADCOUNT) 1993-1994													CCA1A0100001 08/31/95 9:54:38	
		ASSOCIATE IN ARTS			VOCATIONAL			ADULT GENERAL			COMMUNITY INSTRUCTIONAL SERVICES (2) REC.&LEISURE	LIFE-LONG LEARNING	OTHER (1),(2)	DUPLICATED TOTAL	UNDUPLICATED HEADCOUNT (3)	
		A.S. DEGREE	PSV. CERT.	ADULT CERT.	SUPPLE-MENTAL	PREPARATORY	ADULT B & S	ADULT GENERAL								
BREV	11686	3171	119	1264	22253	3630	0	2068	1476	4737	50404	41,058				
BROW	14088	4341	605	84	2532	9736	0	5339	3024	25253	65002	43,274				
CFLA	2301	759	133	704	6172	1723	492	965	1761	4366	19376	17,793				
CHIP	1749	237	50	697	2334	905	0	328	96	1892	8288	6,930				
DAYT	7137	3865	315	1304	6084	3379	7970	1202	2299	5430	38985	35,686				
EDIS	5457	1362	9	0	4898	2691	0	2259	429	15275	32380	19,644				
F JAX	7931	3632	204	4749	32664	6445	20628	2214	456	18252	97175	86,710				
FKEY	892	480	17	2	1450	351	0	146	96	2845	6279	5,549				
GULF	4759	1589	87	306	18901	1877	0	716	91	4371	32697	20,449				
HILLS	15382	3890	672	178	8829	7000	0	6500	1027	13512	56990	42,652				
INDR	2583	1746	280	1155	9939	2340	10666	856	69	34713	64347	44,750				
LCTY	1292	410	96	900	4069	849	1941	580	73	1617	11827	9,457				
LSUM	1388	589	5	0	1399	781	0	1733	302	2276	8473	5,758				
MANA	4898	1226	11	0	5929	1887	0	4012	270	5937	24170	17,620				
MIAMI	26243	5872	92	981	18938	19867	875	17693	0	49238	139799	102,546				
NFLA	831	1	0	369	579	247	362	500	0	929	3868	2,879				
OKAL	4029	940	0	0	1388	1747	1801	896	37	10743	21581	15,061				
PALM	12531	2160	359	580	20648	4885	0	4969	1600	13309	61041	50,249				
PASC	3890	1417	151	664	5579	1404	0	0	921	2568	16594	13,509				
PENS	7662	2073	83	410	3837	2230	4036	7187	2194	17081	46793	27,732				
POLK	2353	556	27	0	9072	2012	0	0	736	5631	20387	18,002				
ST. J	3502	721	0	0	157	808	1087	0	0	3067	9342	6,873				
ST. P	15683	4920	184	0	15191	9095	0	13784	620	16348	75825	50,798				
SANF	10659	1664	194	706	1108	3596	341	11476	0	4823	34367	20,332				
SEMI	5585	2563	138	4562	6526	2467	5446	3303	958	6833	38381	29,089				
SFLA	1461	532	32	1364	2070	397	3108	3327	0	1024	13315	10,782				
TALL	7775	337	59	0	571	2860	0	127	102	5548	17379	14,903				
VALE	19544	4788	530	28	6824	7850	0	0	1752	9746	51062	42,711				
SYSTEM	203341	55841	4452	21007	219941	103059	58753	92180	20389	2117164	1066127	802,796				

(1) THESE FIGURES REFLECT STUDENTS AWAITING ENROLLMENT IN LIMITED ACCESS PROGRAMS, STUDENTS ENROLLED IN APPRENTICESHIP COURSES, STUDENTS WHO ARE ENROLLED IN COURSES RELATED TO EMPLOYMENT, AS GENERAL FRESHMEN OR FOR OTHER PERSONAL OBJECTIVES
 (2) THERE MAY BE SOME DUPLICATION BETWEEN THIS COLUMN AND MAJOR PROGRAM AREAS
 (3) UNDUPLICATED HEADCOUNT REPRESENTS THE UNDUPLICATED NUMBER OF STUDENTS BY EACH COLLEGE

SOURCE: 1993-94 AA-1A, AA-1B, AA-1C, and EA-3 and 1993-94 Student Data Base for Unduplicated Headcount excluding Recreation and Leisure Students

FLORIDA COMMUNITY COLLEGE SYSTEM
THE FACT BOOK

Table 10

COLLEGE	ANNUAL HEADCOUNT ENROLLMENT IN A.S. DEGREE AND VOCATIONAL PROGRAMS										COLLEGE TOTAL
	AGRICULTURE	MARKETING	HEALTH	HOME ECONOMICS	BUSINESS	INDUSTRIAL	PUBLIC SERVICE	INACTIVE	1993-1994		
* BREVARD	0	182	917	105	1,000	1,722	544	84	CCMIS110S 08/31/95 9:53:06		4,554
* BROWARD	87	189	2,538	113	600	651	642	210			5,030
CENTRAL FLORIDA	17	0	693	35	177	356	318	0			1,596
* CHIPOLA	0	3	178	10	76	227	490	0			984
DAYTONA BEACH	0	424	1,803	216	1,232	1,176	600	33			5,484
EDISON	31	76	577	0	317	43	327	0			1,371
* FLA C.C. @ JAX	0	1,110	2,093	345	1,313	2,785	867	72			8,585
* FLORIDA KEYS	0	18	110	0	207	110	47	7			499
GULF COAST	0	77	572	39	304	335	600	55			1,982
* HILLSBOROUGH	60	255	1,579	81	1,402	474	862	27			4,740
INDIAN RIVER	40	90	1,044	86	751	538	627	5			3,181
LAKE CITY	200	0	310	0	101	71	724	0			1,406
* LAKE-SUMTER	0	15	101	0	299	44	135	0			594
MANATEE	0	46	385	21	306	140	332	7			1,237
MIAMI-DADE	27	173	2,699	367	1,357	949	1,358	15			6,945
NORTH FLORIDA	0	0	55	0	1	60	254	0			370
* OKALOOSA-WALTON	0	46	4	58	190	331	253	58			940
PALM BEACH	19	97	1,308	403	411	267	594	0			3,099
* PASCO-HERNANDO	30	89	1,005	0	756	111	197	44			2,232
* PENSACOLA	41	31	1,048	42	543	451	387	23			2,566
POLK	0	23	455	2	61	22	17	3			583
ST. JOHNS RIVER	0	33	25	0	421	181	61	0			721
* ST. PETERSBURG	0	132	1,958	268	1,307	645	794	0			5,104
SANTA FE	144	38	1,320	35	342	378	307	0			2,564
* SEMINOLE	0	465	1,895	507	549	1,593	2,209	45			7,263
SOUTH FLORIDA	76	19	169	133	353	719	459	0			1,928
TALLAHASSEE	0	0	270	0	28	1	52	45			396
VALENCIA	140	404	1,138	18	1,654	1,022	970	0			5,346
TOTAL	912	4,035	26,249	2,884	16,058	15,402	15,027	733			81,300

SOURCE AA-1A AND STUDENT DATA BASE(SDB)
* INDICATES THOSE COLLEGES THAT USED SDB SUBMISSIONS IN PLACE OF AA-1A FILE.

FLORIDA COMMUNITY COLLEGE SYSTEM
THE FACT BOOK

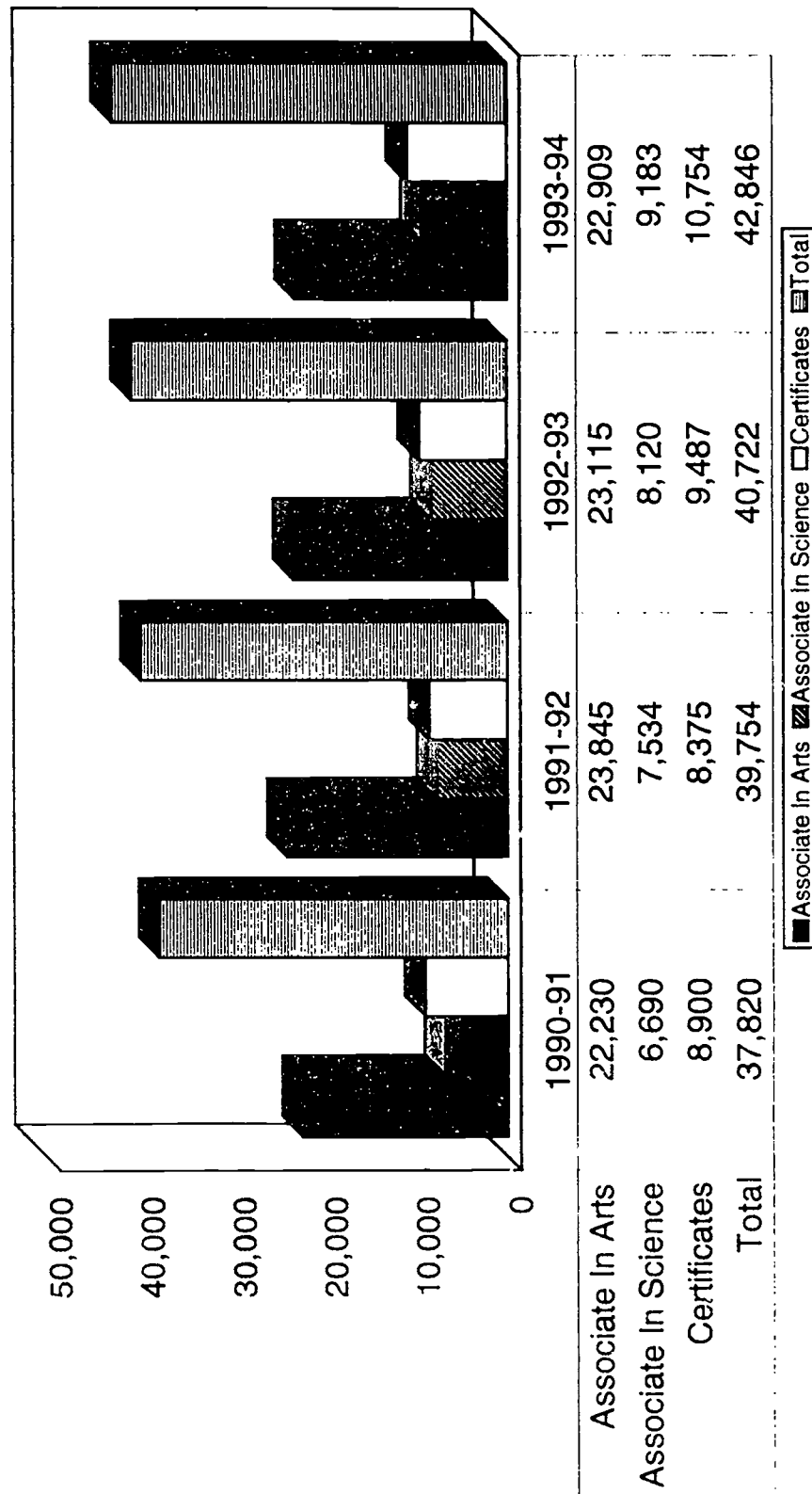
Table 11

ANNUAL HEADCOUNT ENROLLMENT IN SUPPLEMENTAL AND APPRENTICESHIP COURSES 1993-1994										CCMIS 111S 08/31/95 9:54:26
FLORIDA COMMUNITY COLLEGE	AGRICULTURE	MARKETING	HEALTH	HOME ECONOMICS	BUSINESS	INDUSTRIAL	PUBLIC SERVICE	COLLEGE TOTAL		
BREWARD	52	2,172	10,027	866	5,180	1,013	2,943	22,253		
BROWARD	0	0	614	626	0	0	1,292	2,532		
CENTRAL FLORIDA	68	1,201	1,943	888	1,279	16	777	6,172		
CHIPOLA	0	0	868	173	0	254	1,039	2,334		
DAYTONA	11	371	2,007	1,293	863	857	856	6,258		
EDISON	0	0	661	0	2,265	13	1,959	4,898		
FLA. C.C. @ JAX	0	2,094	1,129	10,520	13,637	2,910	3,274	33,564		
FLORIDA KEYS	124	60	418	113	445	0	290	1,450		
GULF COAST	46	1,632	5,183	579	4,486	1,947	5,028	18,901		
HILLSBOROUGH	83	981	650	349	1,333	104	5,329	8,829		
INDIAN RIVER	59	1,516	2,569	305	435	1,147	4,072	10,103		
LAKE CITY	12	0	451	178	330	19	3,079	4,069		
LAKE SUMTER	0	79	196	0	946	166	12	1,399		
MANATEE	0	491	504	1,125	1,995	112	1,702	5,929		
MIAMI-DADE	42	600	2,033	4,464	5,936	844	5,019	18,938		
NORTH FLORIDA	0	0	28	0	0	2	549	579		
OKALOOSA-WALTON	0	21	4	568	540	133	166	1,432		
PALM BEACH	137	2,704	6,989	2,456	2,909	2,009	3,539	20,743		
PASCO-HERNANDO	9	157	2,351	150	1,354	78	1,480	5,579		
PENSACOLA	21	206	105	837	2,247	347	74	3,837		
POLK	0	426	433	0	1,919	2,745	3,549	9,072		
ST. JOHNS	0	0	0	0	157	0	0	157		
ST. PETERSBURG	0	305	5,655	0	2,719	80	6,432	15,191		
SANTA FE	0	0	22	31	14	44	1,012	1,123		
SEMINOLE	0	2,181	326	191	1,138	1,696	1,458	6,990		
SOUTH FLORIDA	0	68	532	604	164	155	547	2,070		
TALLAHASSEE	0	0	125	0	433	0	13	571		
VALENCIA	91	447	2,007	47	3,247	690	295	6,824		
SYSTEM TOTAL	755	17,712	47,830	26,363	55,971	17,381	55,785	221,797		

SOURCE: AA-1C

**DEGREES AND CERTIFICATES
COMPLETIONS**


Annual Completion History by Year



Source: 1990-91 through 1993-94 AA1A & 1992-93 through 1993-94 Student Data Base

October 1995

Annual Completion History by Award Type



Source: 1990-91 through 1993-94 AA1A & 1992-93 through 1993-94 Student Data Base

FLORIDA COMMUNITY COLLEGE SYSTEM
THE FACT BOOK

Table 12

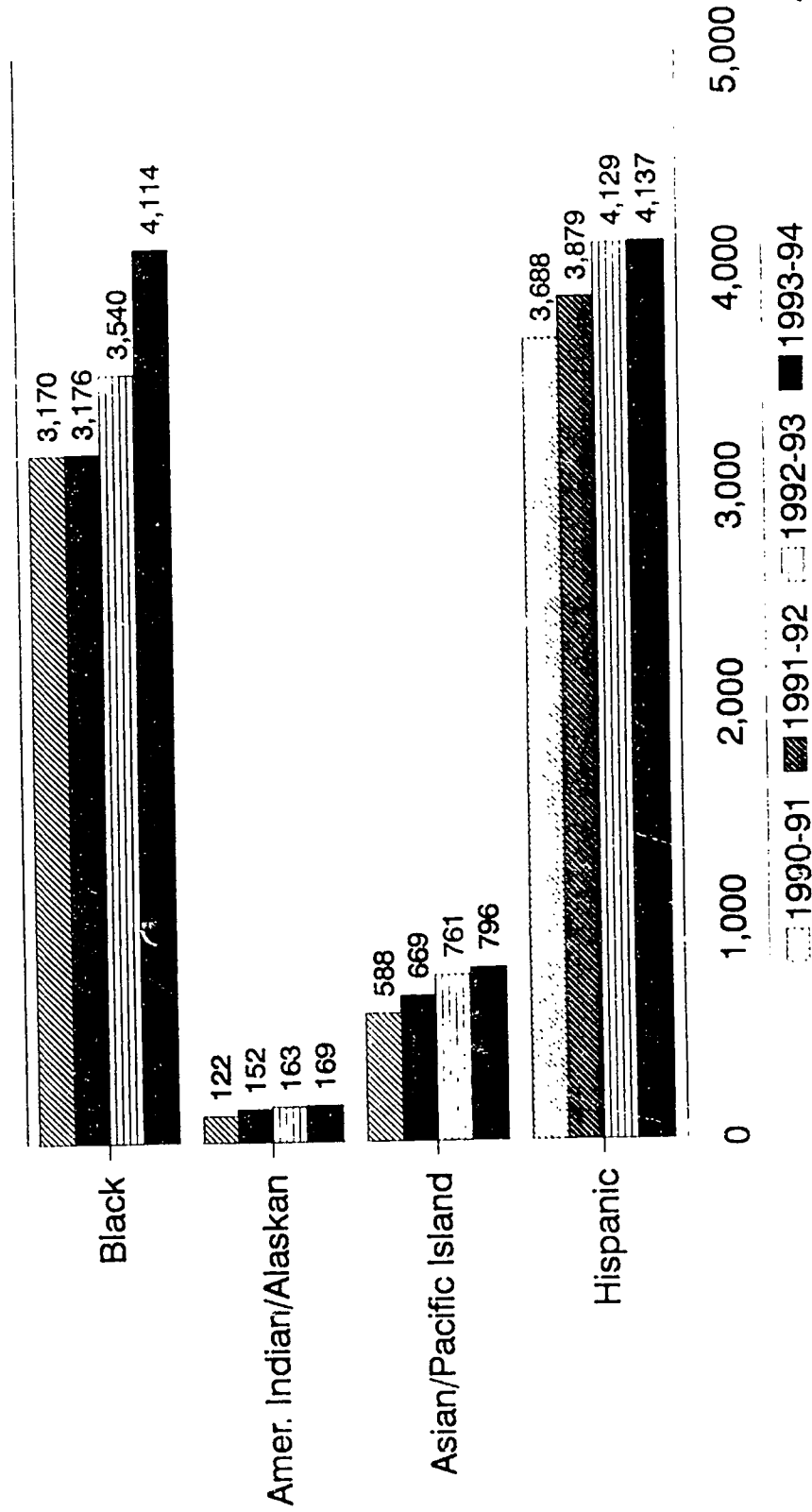
COLLEGE	ASSOCIATE IN ARTS											ASSOCIATE IN SCIENCE											CERTIFICATES				TOTALS						
	MALE		FEMALE		UNKN		TOTAL		MALE		FEMALE		UNKN		TOTAL		MALE		FEMALE		UNKN		TOTAL		MALE		FEMALE		UNKN		TOTAL		
*BREVARD	451	707	0	1,158	161	241	0	402	144	139	0	283	756	1,087	0	1,843	495	763	1	1,259	198	472	0	670	277	82	0	359	970	1,317	1	2,288	
*BROWARD	153	236	0	389	101	135	0	236	192	288	0	480	446	659	0	1,105	106	122	0	228	5	35	0	40	130	126	0	256	241	283	0	524	
*CENTRAL FLORIDA	324	431	0	755	132	353	0	485	335	509	0	844	791	1,293	0	2,084	282	423	0	705	85	166	0	251	0	0	0	0	367	589	0	956	
*CHIPOLA	503	753	0	1,256	182	402	0	584	858	1,033	0	1,891	1,543	2,188	0	3,731	*FLA. C.C. @ JAX	35	59	0	94	25	44	0	69	0	2	2	60	105	0	165	
*DAYTONA BEACH	158	223	2	383	48	104	0	152	115	113	0	228	321	440	2	763	*FLORIDA KEYS	621	883	0	1,504	112	306	0	418	383	142	2	527	1,116	1,331	2	2,449
*EDISON	201	276	0	477	125	271	0	396	434	662	0	1,096	760	1,209	0	1,969	INDIAN RIVER	47	83	0	130	77	69	0	146	366	296	0	662	490	448	0	938
*GULF COAST	271	364	0	635	57	169	0	226	2	2	0	4	330	535	0	865	LAKE CITY	56	103	0	159	17	59	0	76	0	2	73	164	0	237		
*HILLSBOROUGH	1,430	1,988	5	3,423	406	722	4	1,132	183	76	3	262	2,019	2,786	12	4,817	*LAKE SUMTER	271	364	0	635	57	169	0	226	2	2	4	330	535	0	865	
*INDIAN RIVER	46	83	0	129	0	1	0	1	113	92	0	205	159	176	0	335	MANATEE	46	83	0	129	0	1	0	1	113	92	0	205	159	176	0	335
*LAKE SUMTER	199	309	0	508	44	55	3	102	0	0	0	0	243	364	3	610	*MIAMI-DADE	199	309	0	508	44	55	3	102	0	0	0	243	364	3	610	
*PALM BEACH	480	630	0	1,110	129	431	0	560	248	335	0	583	857	1,396	0	2,253	*NORTH FLORIDA	480	630	0	1,110	129	431	0	560	248	335	0	583	857	1,396	0	2,253
*PASCAGO-HERNANDO	154	196	0	350	63	149	0	212	121	232	0	353	338	577	0	915	*OKALOOSA-WALTON	154	196	0	350	63	149	0	212	121	232	0	353	338	577	0	915
*PENSACOLA	312	484	0	796	141	386	0	527	101	250	0	351	554	1,120	0	1,674	*PALM BEACH	312	484	0	796	141	386	0	527	101	250	0	351	554	1,120	0	1,674
*POLK	206	357	2	565	42	144	0	186	19	4	0	23	267	505	2	774	*PASCAGO-HERNANDO	206	357	2	565	42	144	0	186	19	4	0	23	267	505	2	774
*ST. JOHNS RIVER	127	155	0	282	16	30	0	46	0	0	0	0	143	185	0	328	*PENSACOLA	127	155	0	282	16	30	0	46	0	0	0	143	185	0	328	
*ST. PETERSBURG	761	987	0	1,748	219	624	0	843	4	1	0	5	984	1,612	0	2,596	*POLK	761	987	0	1,748	219	624	0	843	4	1	0	5	984	1,612	0	2,596
*SANTA FE	476	580	0	1,056	186	319	0	505	231	413	0	644	893	1,312	0	2,205	*ST. JOHNS RIVER	476	580	0	1,056	186	319	0	505	231	413	0	644	893	1,312	0	2,205
*SEMINOLE	221	338	7	566	58	147	0	205	497	482	8	987	776	967	15	1,758	*ST. PETERSBURG	221	338	7	566	58	147	0	205	497	482	8	987	776	967	15	1,758
*SOUTH FLORIDA	27	59	0	86	23	35	0	58	223	226	0	449	273	320	0	593	*SANTA FE	27	59	0	86	23	35	0	58	223	226	0	449	273	320	0	593
*TALLAHASSEE	625	625	15	1,265	27	88	2	117	19	18	0	37	671	731	17	1,419	*SEMINOLE	625	625	15	1,265	27	88	2	117	19	18	0	37	671	731	17	1,419
*VALENCIA	820	1,073	0	1,893	173	365	0	538	154	67	0	221	1,147	1,505	0	2,652	*SOUTH FLORIDA	820	1,073	0	1,893	173	365	0	538	154	67	0	221	1,147	1,505	0	2,652
SYSTEM TOTALS	9,587	13,290	32	22,909	2,852	6,322	9	9,183	5,149	5,592	13	10,754	17,588	25,204	54	42,846	*TALLAHASSEE	9,587	13,290	32	22,909	2,852	6,322	9	9,183	5,149	5,592	13	10,754	17,588	25,204	54	42,846

SOURCE: AA-1A

* INDICATES THOSE COLLEGES THAT USED SDB SUBMISSIONS IN PLACE OF AA-1A FILE.

October 1995

Annual Minority Completion Report History



Source: 1990-91 through 1993-94 AA1A

FLORIDA COMMUNITY COLLEGE SYSTEM
THE FACT BOOK

Table 13

COLLEGE	1993-1994														TOTAL UNKNS	TOTAL COLLEGE TOTAL	TOTAL DISABLED	TOTAL DISADV	
	ALIEN		ASIAN		INDIAN		BLACK		HISPANIC		WHITE		TOTAL COLLEGE TOTAL	TOTAL DISABLED					TOTAL DISADV
	(F)	(M)	(F)	(M)	(F)	(M)	(F)	(M)	(F)	(M)	(F)	(M)							
FLORIDA COMMUNITY COLLEGES	AA1A SUMMARY INFORMATION ASSOCIATE IN ARTS DEGREES STUDENT COMPLETERS																		
	6	2	19	14	1	2	29	7	36	19	407	32	1158	0	1158	32	133		
*BREVARD	35	23	17	29	1	2	66	43	83	51	347	7	1259	1	1259	7	194		
*BROWARD	0	2	1	0	0	3	17	2	9	9	209	7	389	0	389	7	131		
CENTRAL FLORIDA	0	0	0	1	0	1	16	14	0	0	106	10	228	0	228	10	47		
*CHIPOLA	8	12	2	9	0	0	25	9	11	10	385	5	755	0	755	5	141		
DAYTONA BEACH	2	4	3	2	0	1	16	5	11	9	391	0	705	0	705	94	180		
EDISON	6	6	26	20	0	0	77	38	11	9	633	0	1256	0	1256	12	429		
*FLA C C & JAX	0	1	2	0	0	0	0	1	6	1	51	1	94	0	94	1	12		
*FLORIDA KEYS	0	0	1	1	2	0	10	8	4	1	206	2	383	2	383	14	69		
GULF COAST	9	12	11	19	2	1	84	27	82	56	695	27	1504	0	1504	27	216		
*HILLSBOROUGH	5	3	10	2	1	0	15	6	8	8	237	0	477	0	477	11	87		
INDIAN RIVER	0	1	1	1	0	1	7	1	0	0	75	43	130	0	130	2	27		
LAKE CITY	0	0	0	0	0	0	2	1	2	1	99	54	159	0	159	5	66		
*LAKE SUMTER	8	6	3	3	1	1	13	3	9	8	330	250	635	0	635	21	143		
MANATEE	81	82	29	40	4	1	280	166	1089	793	505	348	3423	5	3423	53	1133		
MIAMI-DADE	0	0	0	0	0	0	5	4	0	0	78	42	129	0	129	1	28		
NORTH FLORIDA	1	0	7	5	2	0	18	10	6	1	275	183	508	0	508	10	105		
*OKALOOSA-WALTON	17	9	11	7	3	0	52	27	41	37	506	400	1110	0	1110	17	99		
PALM BEACH	3	0	1	3	2	1	3	4	4	3	183	143	350	0	350	92	101		
*PASCO-HERNANDO	1	1	8	12	10	5	28	18	6	4	431	272	796	0	796	13	276		
*PENSACOLA	2	2	4	10	0	1	27	7	6	2	318	184	565	2	565	9	141		
POLK	0	0	2	4	0	0	5	1	2	3	146	119	282	0	282	22	72		
ST JOHNS RIVER	9	8	18	9	8	5	51	19	21	22	880	698	1748	0	1748	26	576		
*ST PETERSBURG	11	15	8	9	0	0	43	19	29	33	489	400	1056	0	1056	12	272		
SANTA FE	0	2	6	4	4	2	13	6	11	15	304	192	566	7	566	16	102		
*SEMINOLE	0	0	0	0	0	0	4	2	5	2	50	23	86	0	86	1	28		
SOUTH FLORIDA	4	10	10	10	2	3	75	50	25	28	509	524	1265	15	1265	60	158		
TALLAHASSEE	25	20	35	34	3	3	59	38	82	72	869	653	1893	0	1893	8	341		
VALENCIA	233	221	235	248	46	33	1040	536	1599	1197	10137	7352	22909	32	22909	588	5307		
AWARD TOTALS															32	22909	588	5307	
DISABLED															588				
LIMITED ENGLISH PROFICIENCY															223				
DISADVANTAGED															5307				

SOURCE 1993-94 AA-1A FILE SUBMISSIONS
* INDICATES COLLEGE USED SDB SUBMISSIONS IN PLACE OF AA-1A

FLORIDA COMMUNITY COLLEGE SYSTEM
THE FACT BOOK

Table 13

COLLEGE	ALIEN		ASIAN		INDIAN		BLACK		HISPANIC		WHITE		TOTAL UNKNS	COLLEGE TOTAL	TOTAL DISABLED	TOTAL DISADV
	(F)	(M)	(F)	(M)	(F)	(M)	(F)	(M)	(F)	(M)						
	1993-1994															
FLORIDA COMMUNITY COLLEGES	AA1A SUMMARY INFORMATION ASSOCIATE IN SCIENCE DEGREES STUDENT COMPLETERS															
*BREVARD	2	6	0	0	1	0	16	6	5	5	211	148	0	402	16	108
*BROWARD	18	10	6	1	0	1	55	11	36	353	159	0	670	3	188	
CENTRAL FLORIDA	0	1	0	0	2	1	17	13	1	114	73	0	236	8	116	
*CHIPOLA	0	0	0	0	0	0	4	0	1	30	5	0	40	4	23	
DAYTONA BEACH	8	5	5	0	0	0	15	1	6	319	120	0	485	4	167	
EDISON	3	2	1	0	0	0	4	3	4	154	77	0	251	27	65	
*FLA. C.C. @ JAX	3	0	7	11	1	1	42	23	14	335	143	0	584	5	268	
*FLORIDA KEYS	0	0	0	1	0	0	2	0	0	42	21	0	69	1	21	
GULF COAST	0	0	6	1	1	1	3	4	4	90	42	0	152	6	51	
*HILLSBOROUGH	8	5	4	2	1	0	21	8	24	248	83	0	418	10	100	
INDIAN RIVER	0	1	2	1	0	2	14	5	7	248	114	0	396	5	132	
LAKE CITY	0	2	0	0	1	0	5	1	0	63	72	0	146	12	76	
*LAKE SUMTER	0	0	0	0	0	0	3	1	0	56	16	0	76	1	36	
*LAKE WALKER	4	1	1	1	1	0	8	4	2	153	51	0	226	8	76	
MANATEE	25	13	6	15	3	1	182	78	291	215	129	4	1132	22	540	
MIAMI-DADE	0	0	0	0	0	0	0	0	0	1	0	0	1	0	1	
NORTH FLORIDA	1	0	0	0	0	0	4	1	1	49	40	3	102	6	42	
*OKALOOSA-WALTON	5	2	7	3	3	1	30	6	14	372	108	0	560	12	148	
PALM BEACH	1	0	1	0	0	1	1	0	2	144	62	0	212	14	99	
*PASCO-HERNANDO	1	1	8	2	2	1	27	10	6	342	122	0	527	10	228	
*PENSACOLA	1	1	1	0	0	0	7	3	2	133	38	0	186	2	60	
POLK	1	1	1	0	0	0	0	1	0	30	14	0	46	5	11	
ST. JOHNS RIVER	0	0	0	0	0	0	0	0	0	556	199	0	843	21	403	
*ST. PETERSBURG	5	5	15	2	6	0	30	8	12	287	165	0	505	6	213	
SANTA FE	3	7	6	2	1	0	12	8	10	123	53	0	205	8	78	
*SEMINOLE	4	0	7	2	3	0	6	2	4	30	21	0	58	0	9	
SOUTH FLORIDA	0	0	1	0	0	1	4	0	0	78	23	2	117	10	31	
TALLAHASSEE	1	1	1	0	0	1	7	1	1	288	135	0	538	12	159	
VALENCIA	1	6	8	6	2	1	36	9	30	5064	2233	9	9183	238	3449	
AWARD TOTALS	94	62	104	55	28	16	555	207	477	279	2233	9	9183	238	3449	
DISABLED	238															
LIMITED ENGLISH PROFICIENCY	77															
DISADVANTAGED	3449															

SOURCE: 1993-94 AA-1A FILE SUBMISSIONS
* INDICATES COLLEGE USED SDB SUBMISSIONS IN PLACE OF AA-1A

FLORIDA COMMUNITY COLLEGE SYSTEM
THE FACT BOOK

Table 13

COLLEGE	AA1A SUMMARY INFORMATION VOCATIONAL CREDIT CERTIFICATE STUDENT COMPLETERS														TOTAL DISABLED	TOTAL DISADV
	1993-1994															
	ALIEN		ASIAN		INDIAN		BLACK		HISPANIC		WHITE		TOTAL COLLEGE			
(F)	(M)	(F)	(M)	(F)	(M)	(F)	(M)	(F)	(M)	(F)	(M)	UNKNS	TOTAL			
*BREVARD	1	0	1	1	1	1	9	10	4	2	111	0	258	7	66	
*BROWARD	1	0	1	0	1	0	0	0	3	0	20	0	26	0	5	
CENTRAL FLORIDA	0	1	1	0	1	0	61	22	9	23	172	83	373	8	169	
*CHIPOLA	0	0	0	0	2	28	17	17	1	0	84	98	230	6	86	
DAYTONA BEACH	3	5	2	2	0	67	32	32	10	5	351	177	654	1	87	
*FLA. C.C. @ JAX	1	0	27	25	2	357	140	140	27	22	588	655	1845	43	329	
*FLORIDA KEYS	0	0	0	0	0	0	0	0	0	0	0	0	0	0	0	
GULF COAST	0	0	2	1	1	18	27	27	1	1	81	82	214	4	49	
*HILLSBOROUGH	0	0	1	3	1	12	18	18	7	27	47	178	296	2	7	
INDIAN RIVER	9	2	2	5	3	104	27	27	31	8	441	257	890	14	187	
LAKE CITY	0	0	1	2	1	67	54	54	1	8	202	259	597	4	80	
MIAMI-DADE	0	0	1	0	0	32	60	60	20	75	23	48	262	3	49	
NORTH FLORIDA	0	0	0	1	0	31	22	22	0	5	61	85	205	0	20	
PALM BEACH	0	0	1	2	1	9	26	26	3	12	28	150	232	3	25	
*PASCO-HERNANDO	1	1	2	1	3	4	4	2	4	5	193	77	293	95	54	
*PENSACOLA	0	0	5	2	3	43	7	7	3	1	171	58	295	2	188	
SANTA FE	1	0	6	1	3	84	15	15	4	5	256	157	532	0	99	
*SEMINOLE	1	1	19	9	0	92	34	34	42	32	296	317	854	78	300	
SOUTH FLORIDA	0	0	1	2	0	46	23	23	22	12	149	179	435	5	114	
VALENCIA	0	0	0	0	0	2	2	2	1	0	4	12	19	19	0	
AWARD TOTALS	18	10	73	57	21	13	1064	538	193	243	3278	2989	8510	300	1914	

DISABLED 300

LIMITED ENGLISH PROFICIENCY 41

DISADVANTAGED 1914

SOURCE: 1993-94 AA-1A FILE SUBMISSIONS
* INDICATES COLLEGE USED SDB SUBMISSIONS IN PLACE OF AA-1A

FLORIDA COMMUNITY COLLEGE SYSTEM
THE FACT BOOK

FLORIDA COMMUNITY COLLEGES	AA1A SUMMARY INFORMATION COLLEGE CREDIT CERTIFICATES STUDENT COMPLETERS														TOTAL DISABADV
	1993-1994														
	ALIEN		ASIAN		INDIAN		BLACK		HISPANIC		WHITE		TOTAL COLLEGE		
(F)	(M)	(F)	(M)	(F)	(M)	(F)	(M)	(F)	(M)	(F)	(M)	UNKNS	TOTAL	DISABED	TOTAL
*BREVARD	0	0	0	0	0	0	0	1	0	0	12	0	25	0	2
*BROWARD	0	2	0	0	2	1	15	5	35	50	223	0	333	1	40
CENTRAL FLORIDA	0	0	1	0	0	0	1	0	2	43	60	0	107	2	31
*CHIPOLA	0	0	0	0	0	6	0	0	0	7	13	0	26	3	4
DAYTONA BEACH	1	2	1	0	0	1	1	0	2	73	109	0	190	0	57
EDISON	0	0	0	0	0	0	0	0	0	0	0	0	0	0	0
*FLA. C.C. @ JAX	0	0	0	0	0	6	1	1	1	24	13	0	46	4	19
*FLORIDA KEYS	0	0	0	0	0	1	0	0	0	1	0	0	2	0	1
GULF COAST	0	0	0	0	1	1	0	0	0	8	4	0	14	0	6
*HILLSBOROUGH	0	1	2	0	2	2	7	5	19	65	128	0	231	2	38
INDIAN RIVER	0	1	0	0	0	2	4	2	5	68	124	0	206	1	23
LAKE CITY	0	0	0	0	0	0	0	0	0	24	41	0	65	1	18
*LAKE SUMTER	0	0	0	0	0	0	0	0	0	2	0	0	2	0	1
MANATEE	0	0	0	0	0	0	0	0	0	2	2	0	4	1	1
MIAMI-DADE	0	0	0	0	0	0	0	0	0	0	0	0	0	0	0
PALM BEACH	0	0	7	1	1	0	10	21	10	179	37	0	351	2	28
*PASCO-HERNANDO	0	1	0	0	1	1	0	1	0	22	33	0	60	1	13
*PENSACOLA	0	0	1	0	1	0	0	1	0	21	31	0	56	1	14
POLK	0	0	0	0	0	0	0	0	0	4	19	0	23	0	1
*ST. PETERSBURG	0	0	1	0	0	0	1	0	0	0	3	0	5	1	4
SANTA FE	0	0	0	0	0	5	2	2	2	52	49	0	112	1	32
*SEMINOLE	0	0	1	1	2	0	5	0	8	24	87	0	133	4	46
SOUTH FLORIDA	0	0	0	0	0	0	0	0	0	8	6	0	14	0	2
TALLAHASSEE	0	0	4	0	1	0	1	0	1	13	17	0	37	1	5
VALENCIA	0	0	2	2	0	2	6	5	21	53	111	0	202	1	41
AWARD TOTALS	1	7	20	4	7	5	55	43	106	755	1122	0	2244	27	427
DISABLED	27														
LIMITED ENGLISH PROFICIENCY	5														
DISADVANTAGED	427														
STATEWIDE TOTALS	346	300	432	364	102	67	2778	1336	1825	19234	13696	54	42846	1153	11097
DISABLED	1153														
LIMITED ENGLISH PROFICIENCY	346														
DISADVANTAGED	11097														

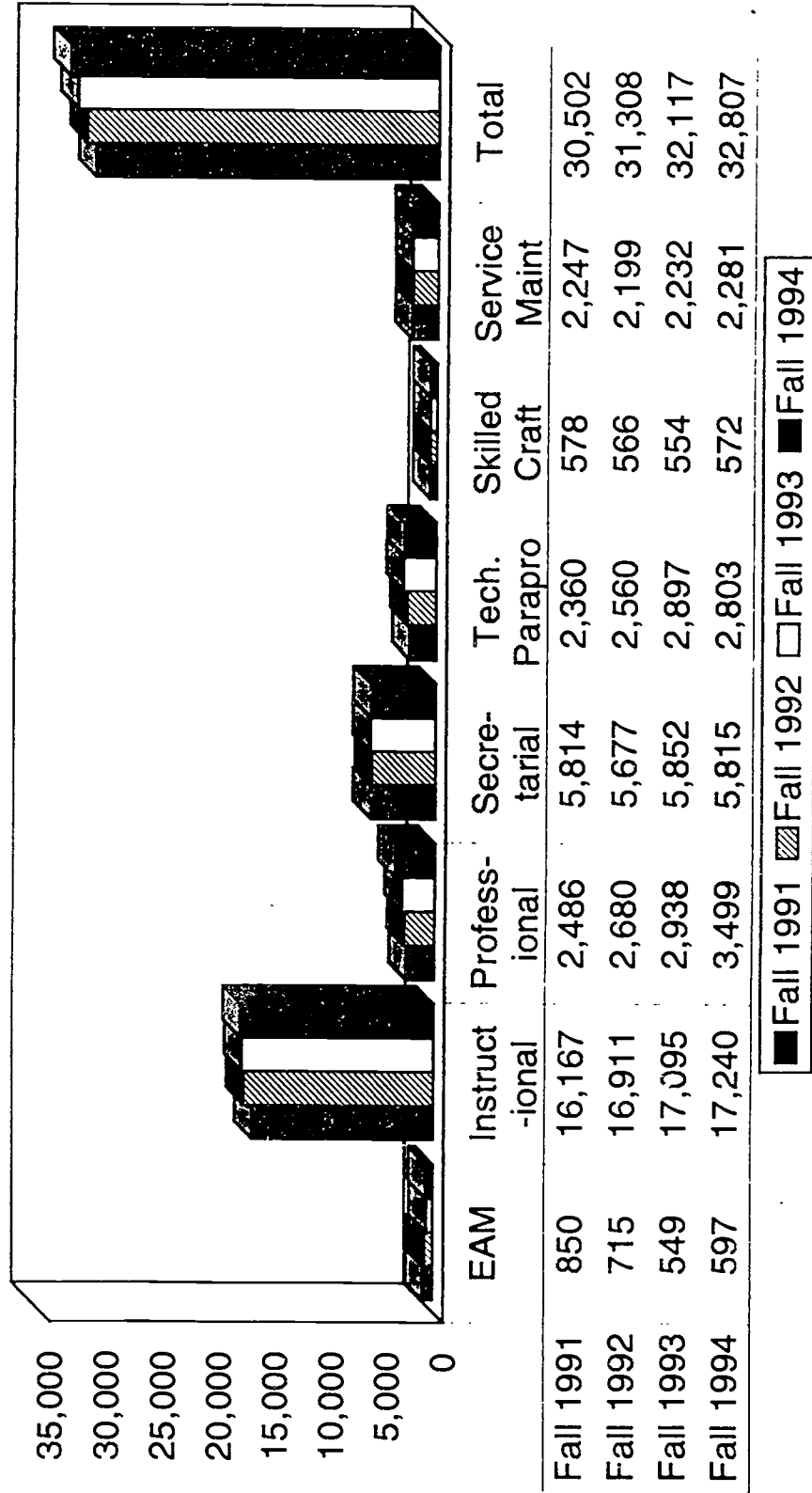
SOURCE: 1993-94 AA-1A FILE SUBMISSIONS

* INDICATES COLLEGE USED SDR SUBMISSIONS IN PLACE OF AA-1A

EMPLOYEE INFORMATION

Employee Occupational Activity History

System Totals




Source: 1990 through 1994 Personnel Data Base

College Employees - System Totals

Fall 1994

Instructional 17,240 53%



Secretarial 5,815 18%

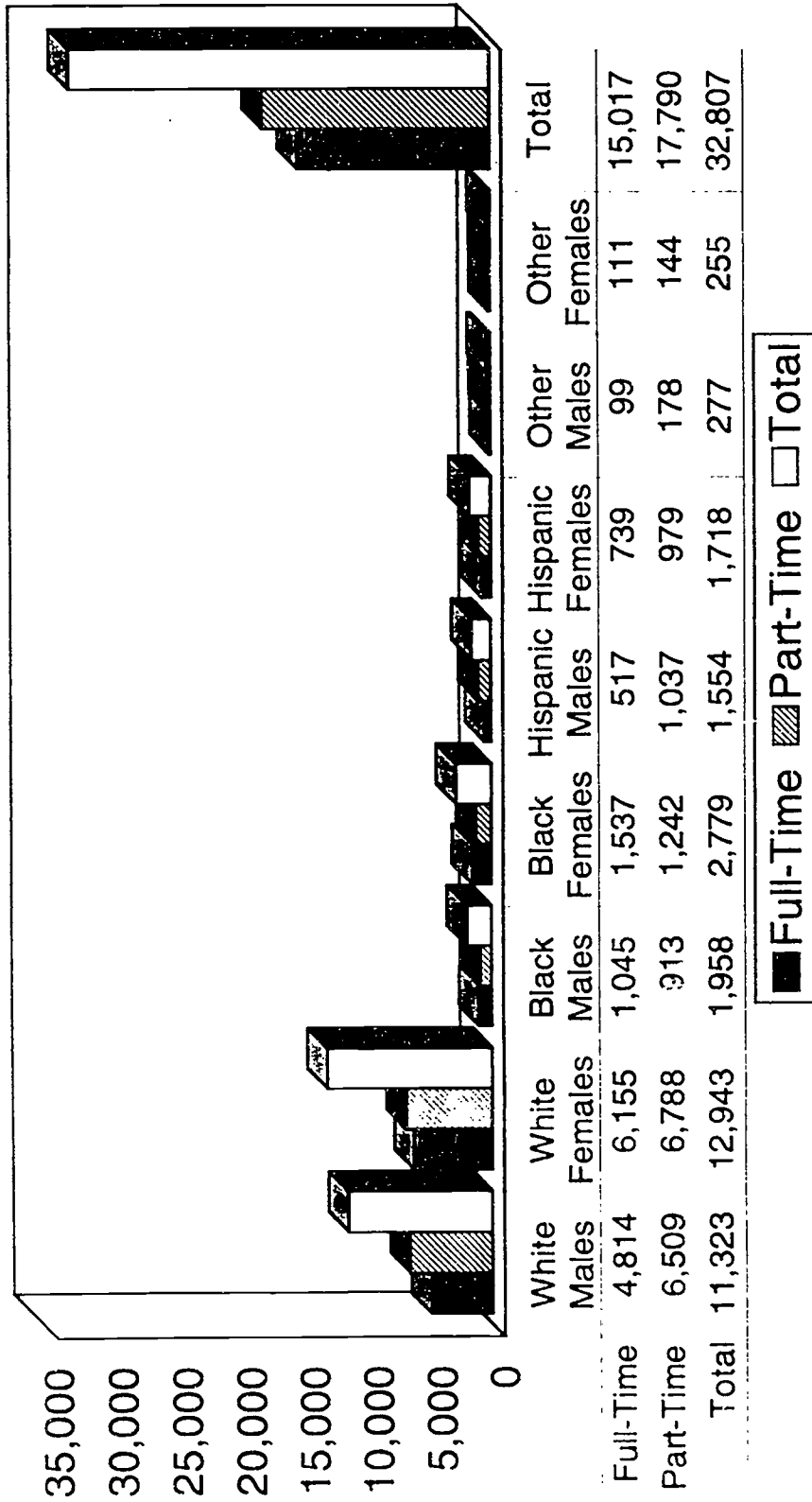
Professional 3,499 11%

Total Employees 32,807

Source: 1994 Personnel Data Base

Employee Full-Time/Part-Time

Fall 1994




Source: 1994 Personnel Data Base

Minority Employment Information

Fall 1994

Blacks 55.5%
4,737



Other Minorities 6.2%
532

Hispanics 38.3%
3,272

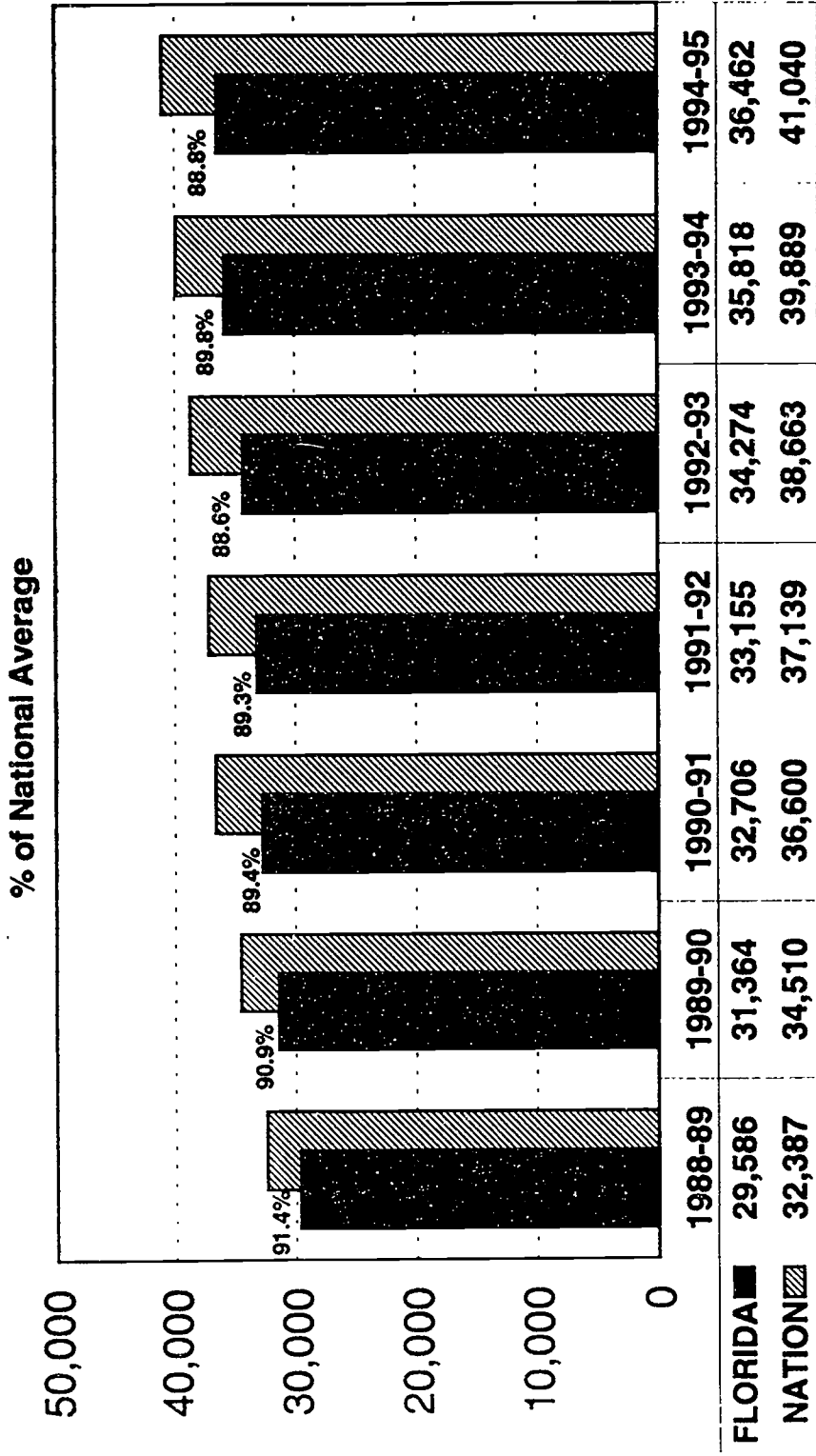
Total 8,541

Source: 1994 Personnel Data Base

FLORIDA COMMUNITY COLLEGE SYSTEM
THE FACT BOOK

FLORIDA COMMUNITY COLLEGES	COLLEGE EMPLOYEES - SYSTEM TOTAL (HEADCOUNT BY SEX AND RACE) FALL 1994										CCPDB 526 01.25.95 11:56 AM							
	M A L E					F E M A L E					BLACK	HISPANIC	OTH. MIN	FEMALE				
	WHITE	BLACK	HISP.	OTHER	OTHER	WHITE	BLACK	HISP.	OTHER	OTHER	NO.	PCTG.	NO.	PCTG.	NO.	PCTG.	NO.	PCTG.
EXEC., ADMIN., MGR. :	288	33	12	1	159	28	14	0	535	61	11.4	26	4.9	1	0.2	201	37.6	
FULL TIME TOTAL	29	1	0	0	31	0	1	0	62	1	1.6	1	1.6	0	0.0	32	51.6	
PART TIME TOTAL	317	34	12	1	190	28	15	0	597	62	10.4	27	4.5	1	0.2	233	39.0	
T O T A L																		
INSTRUCTIONAL :	5169	390	566	106	4788	517	417	81	12034	907	7.5	983	8.2	187	1.6	5803	48.2	
LESS THAN 9 MONTHS	2193	203	146	50	1880	246	138	26	4882	449	9.2	284	5.8	76	1.6	2290	46.9	
9 - 10 MONTHS	158	15	5	1	118	16	3	8	324	31	9.6	8	2.5	9	2.8	145	44.8	
11 - 12 MONTHS	2150	214	142	48	1911	261	137	34	4897	475	9.7	279	5.7	82	1.7	2343	47.8	
FULL TIME TOTAL	5370	394	575	109	4875	518	421	81	12343	912	7.4	996	8.1	190	1.5	5895	47.8	
PART TIME TOTAL	7520	608	717	157	6786	779	558	115	17240	1387	8.0	1275	7.4	272	1.6	8238	47.8	
T O T A L																		
PROFESSIONAL :	932	128	65	17	1098	216	114	28	2598	344	13.2	179	6.9	45	1.7	1456	56.0	
FULL TIME TOTAL	236	40	24	15	443	96	36	11	901	136	15.1	60	6.7	26	2.9	586	65.0	
PART TIME TOTAL	1168	168	89	32	1541	312	150	39	3499	480	13.7	239	6.8	71	2.0	2042	58.4	
T O T A L																		
SECRETARIAL-CLERICAL :	128	57	53	4	2133	598	326	34	3333	655	19.7	379	11.4	38	1.1	3091	93.7	
FULL TIME TOTAL	325	176	243	33	939	349	385	32	2482	525	21.2	628	25.3	65	2.6	1705	68.7	
PART TIME TOTAL	453	233	296	37	3072	947	711	66	5815	1180	20.3	1007	17.3	103	1.8	4796	82.5	
T O T A L																		
TECH. PARAPROFESSION :	487	111	95	12	715	216	129	13	1778	327	18.4	224	12.6	25	1.4	1073	60.3	
FULL TIME TOTAL	285	59	71	13	384	107	88	18	1025	166	16.2	159	15.5	31	3.0	597	58.2	
PART TIME TOTAL	772	170	166	25	1099	323	217	31	2803	493	17.6	383	13.7	56	2.0	1670	59.6	
T O T A L																		
SKILLED-CRAFT :	340	55	38	3	16	5	3	0	460	60	13.0	41	8.9	3	0.7	24	5.2	
FULL TIME TOTAL	82	14	2	1	12	1	0	0	112	15	13.4	2	1.8	1	0.9	13	11.6	
PART TIME TOTAL	422	69	40	4	28	6	3	0	572	75	13.1	43	7.5	4	0.7	37	6.5	
T O T A L																		
SERVICE-MAINTENANCE :	489	447	112	14	123	213	16	2	1416	660	46.6	128	9.0	16	1.1	354	25.0	
FULL TIME TOTAL	182	229	122	7	104	171	48	2	865	400	46.2	170	19.7	9	1.0	325	37.6	
PART TIME TOTAL	671	676	234	21	227	384	64	4	2281	1060	46.5	298	13.1	25	1.1	679	29.8	
T O T A L																		
ALL EMPLOYEES :	4814	1045	517	99	6155	1537	739	111	15017	2582	17.2	1256	8.4	210	1.4	8542	56.9	
FULL TIME TOTAL	6509	913	1037	178	6788	1242	979	144	17790	2155	12.1	2016	11.3	322	1.8	9153	51.5	
PART TIME TOTAL																		
T O T A L	11323	1958	1554	277	12943	2779	1718	255	32807	4737	14.4	3272	10.0	532	1.6	17695	53.9	
SOURCE: PDB94	THIS REPORT INCLUDES TEMPORARY EMPLOYEES																	

AVERAGE SALARIES OF FULL-TIME FACULTY FLORIDA COMPARED TO NATION



SOURCE: YEARLY PUBLICATIONS OF THE SOUTHERN REGIONAL EDUCATION BOARD

**FULL-TIME INSTRUCTIONAL PERSONNEL AVERAGE SALARY
COMPARATIVE ANALYSIS**

	2.0 SEMESTERS		2.5 SEMESTERS		3.0 SEMESTERS		2.0 SEMESTER EQUIVALENT*	
	NUMBER	SALARY	NUMBER	SALARY	NUMBER	SALARY	NUMBER	SALARY % INC
FALL 1986	991	25,767	2,449	28,965	743	32,100	4,183	26,186
FALL 1987	1,101	26,646	2,369	31,690	728	33,879	4,198	28,053 7.1%
FALL 1988	1,111	28,066	2,436	33,495	707	35,441	4,254	29,586 5.5%
FALL 1989	1,178	29,816	2,575	35,492	746	37,517	4,499	31,364 6.0%
FALL 1990	977	32,077	2,910	36,665	709	37,892	4,596	32,706 4.3%
FALL 1991	948	32,572	3,257	36,944	416	38,035	4,621	33,155 1.4%
FALL 1992	1,072	33,423	3,269	38,168	242	39,484	4,583	34,274 3.4%
FALL 1993	1,254	34,809	3,148	40,095	283	40,651	4,685	35,818 4.5%
FALL 1994	1,251	35,642	3,174	40,738	312	41,468	4,737	36,462 1.8%

* 2.0 Semester Equivalents have been determined by the application of conversion factors to the 2.5 and 3.0 Semester Salaries. These contract periods have been adjusted in order to develop a salary composite for 2.0 Semesters. This period is the nationally recognized basis for comparison. Factors of 0.909 and 0.818 have been respectively applied to 2.5 and 3.0 Semester Salaries.

NOTE: The number of days per term included in a contract may vary among the colleges

SOURCE: 1986, 1987, 1988, 1989, 1990, 1991, 1992, 1993, and 1994 Personnel Data Base

FLORIDA COMMUNITY COLLEGE SYSTEM
THE FACT BOOK

AVERAGE SALARY BY SEMESTERS EMPLOYED
FULL-TIME INSTRUCTIONAL PERSONNEL
FALL 1994

COLLEGE	2.0 SEMESTERS		2.5 SEMESTERS		3.0 SEMESTERS		2.0 SEMESTER EQUIVALENT*		
	NUMBER	SALARY	NUMBER	SALARY	NUMBER	SALARY	NUMBER	SALARY	% INC
BREVARD	36	33,465	165	36,347	33	39,174	234	32,968	2.85%
BROWARD	15	35,043	304	42,353	0	11,458	319	38,340	-1.95%
CENTRAL FLA	89	33,812	0	0	16	43,065	105	34,029	6.3%
CHIPOLA	0	0	66	36,216	0	0	66	32,924	1.7%
DAYTONA BEACH	170	34,449	0	0	28	47,909	198	35,121	5.9%
EDISON	97	36,878	0	0	3	34,616	100	36,621	1.6%
FLA CC @ JAX	13	33,105	364	40,775	20	37,790	397	36,629	0.9%
FLORIDA KEYS	0	0	25	32,392	6	40,490	31	30,160	2.5%
GULF COAST	76	37,789	0	0	16	32,206	92	35,800	-0.6%
HILLSBOROUGH	0	0	209	39,903	0	0	209	36,275	5.5%
INDIAN RIVER	0	0	113	46,554	11	46,962	124	41,976	4.4%
LAKE CITY	35	32,108	19	35,170	12	36,142	66	31,608	5.4%
LAKE SUMTER	5	33,191	37	35,427	0	0	42	32,324	2.9%
MANATEE	131	31,971	3	32,436	2	47,235	136	32,014	1.0%
MIAMI-DADE	0	0	805	44,424	0	0	805	40,385	2.0%
NORTH FLORIDA	21	34,986	8	36,925	1	24,036	30	34,097	3.5%
OKALOOSA-WALTON	70	36,303	0	0	4	47,173	74	36,427	6.7%
PALM BEACH	48	34,779	131	39,935	0	0	179	35,895	-0.2%
PASCO-HERNANDO	8	29,951	60	38,008	14	26,371	82	31,888	4.0%
PENSACOLA	215	33,961	0	0	26	45,689	241	34,330	-1.2%
POLK	2	31,272	92	35,698	5	36,753	99	32,309	2.4%
ST JOHNS RIVER	0	0	71	34,882	0	0	71	31,711	4.0%
ST PETERSBURG	82	34,827	185	38,933	27	43,921	294	35,285	-1.2%
SANTA FE	0	0	218	37,899	25	42,075	243	34,451	1.8%
SEMINOLE	0	0	99	38,237	46	44,969	145	35,406	0.2%
SOUTH FLORIDA	0	0	28	36,934	17	40,716	45	33,477	3.6%
TALLAHASSEE	135	45,460	0	0	0	0	135	45,460	4.4%
VALENCIA	3	30,833	172	41,260	0	0	175	37,355	3.4%
TOTAL	1,251	\$35,642	3,174	\$40,738	312	\$41,468	4,737	\$36,462	1.8%

* 2.0 Semester Equivalents have been determined by the application of conversion factors to the 2.5 and 3.0 Semester Salaries. These contract periods have been adjusted in order to develop a salary composite for 2.0 Semesters. This period is the nationally recognized basis for comparison. Factors of 0.909 and 0.818 have been respectively applied to 2.5 and 3.0 Semester Salaries.

NOTE: The number of days per term included in a contract may vary among the colleges


SOURCE: 1994 Personnel Data Base

FINANCIAL INFORMATION

FLORIDA COMMUNITY COLLEGE SYSTEM

Revenue Per FTE

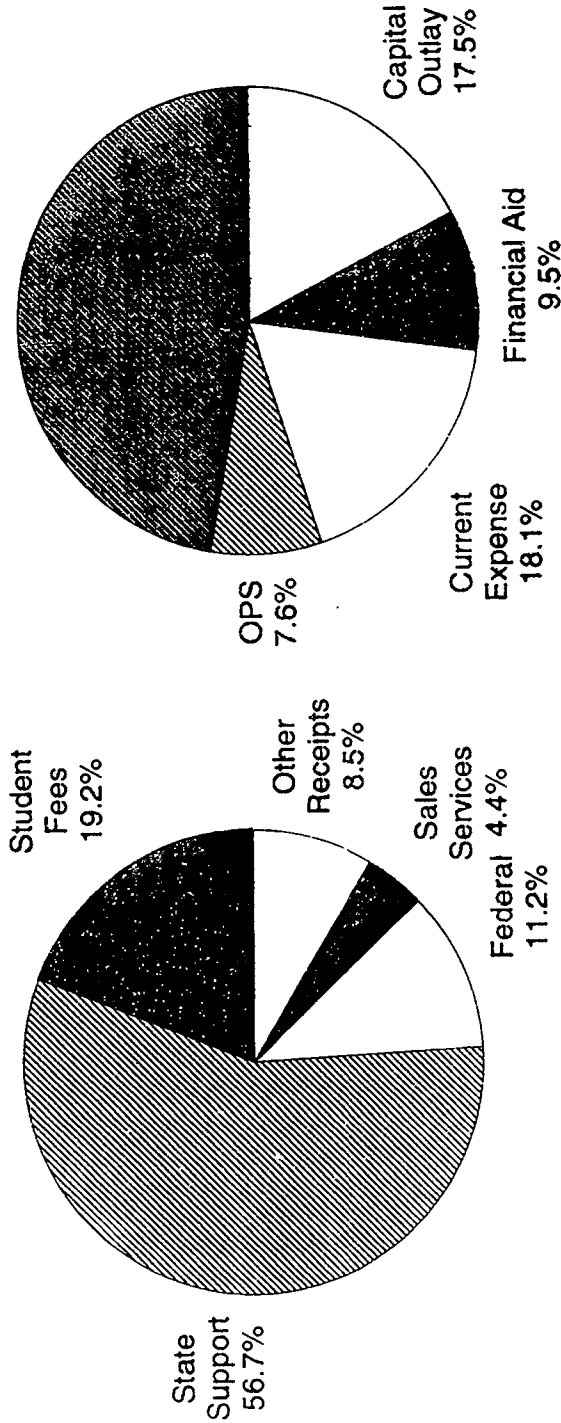
Dollar Amount by Source



89-90 thru 94-95 is Actual Data
94-95 is Estimated

Source: Division Access to Information Systems for You Funding History Report

ALL FUND SOURCES REVENUES AND EXPENDITURES 1993-94



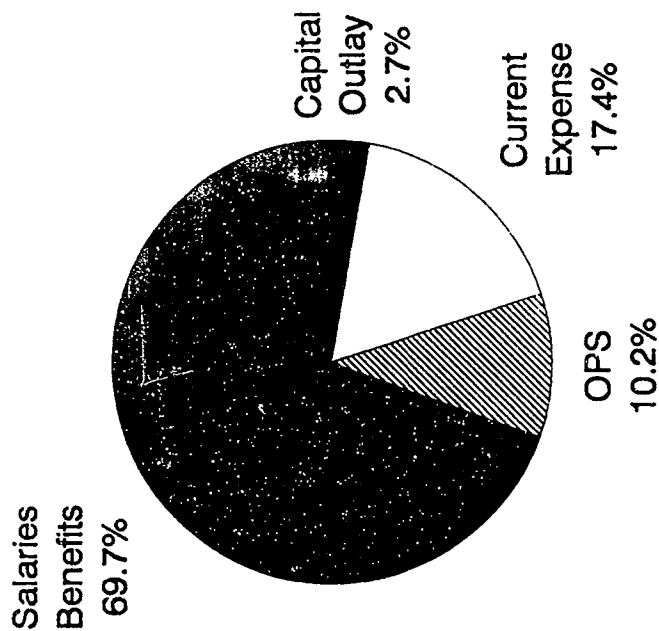
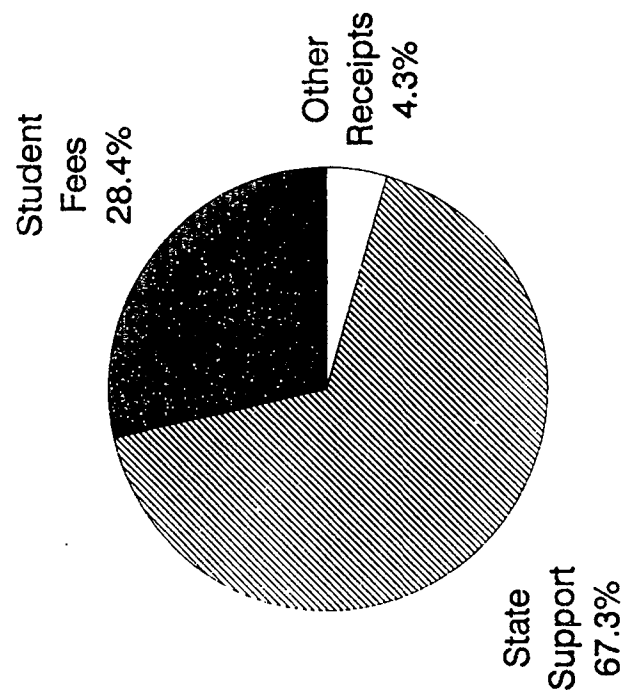
REVENUES

Other Receipts includes support from local government, private grants, interest earnings, other income and non-revenue receipts.

SOURCE: 1993-94 Annual Financial Report

EXPENDITURES

UNRESTRICTED CURRENT FUND REVENUES AND EXPENDITURES 1993-94



Other Receipts includes federal support, support from local government, private contributions, sales & services, interest earnings, other income and non-revenue receipts.
SOURCE: 1993-94 Annual Financial Report

FLORIDA SYSTEM OF COMMUNITY COLLEGES FUNDING HISTORY

14-Sep-95

12:18 PM

YEAR	FTE STUDENTS	GENERAL REVENUE	LOTTERY FUNDS	STUDENT FEES	TOTAL EDUC. & GEN. BUDGET	GENERAL REVENUE		LOTTERY FUNDS		STUDENT FEES		TOTAL PER FTE
						PER FTE	FTE	PER FTE	FTE	PER FTE	FTE	
1981-82	135,447	274,544,344	0	85,588,569	360,132,913	2,027	0	632	0	632	2,659	
1982-83	139,034	283,031,028	0	90,328,059	373,359,087	2,036	0	650	0	650	2,685	
1983-84	136,499	320,452,731	0	90,371,122	410,823,853	2,348	0	662	0	662	3,010	
1984-85	130,038	334,475,677	0	92,025,413	426,501,090	2,572	0	708	0	708	3,280	
1985-86	132,234	354,085,897	0	95,287,469	449,373,366	2,678	0	721	0	721	3,398	
1986-87	138,071	390,244,547	0	105,011,496	495,256,043	2,826	0	761	0	761	3,587	
1987-88	144,829	419,018,877	19,906,967	115,634,382	554,560,226	2,893	137	798	137	798	3,829	
1988-89	156,841	460,409,645	37,951,622	126,505,037	624,866,304	2,936	242	807	242	807	3,984	
1989-90	170,498	480,139,945	76,407,850	137,540,945	694,088,740	2,816	448	807	448	807	4,071	
1990-91	182,788	482,625,787	85,523,996	154,905,288	723,055,071	2,640	468	847	468	847	3,956	
1991-92	191,686	433,684,789	127,915,000	190,638,447	752,238,236	2,262	667	995	667	995	3,924	
1992-93	195,529	441,025,630	125,200,000	209,990,482	776,216,112	2,256	640	1,074	640	1,074	3,970	
1993-94	194,257	473,172,129	127,401,436	218,101,730	818,675,295	2,436	656	1,123	656	1,123	4,214	
1994-95	194,419	498,601,461	137,710,600	222,968,030	859,280,091	2,565	708	1,147	708	1,147	4,420	
1995-96	198,105	534,868,415	124,350,000	224,321,288	883,539,703	2,700	628	1,132	628	1,132	4,460	

NOTE: (1) 1981-82 through 1994-95 represent actual data

(2) 1995-96 represents projected data based on Legislative Appropriations as of 7-1-95 & estimated student fee revenues.

Source: Student Data Base and Annual Financial Reports

* FTE does not include LLL

FLORIDA COMMUNITY COLLEGE SYSTEM
THE FACT BOOK

STUDENT FEES FOR FALL 1994
CREDIT PROGRAMS

RESIDENT STUDENTS
FEE PER CREDIT HOUR

COMMUNITY COLLEGE	MATRICULATION	STUDENT FINANCIAL AID FEE	STUDENT ACTIVITY FEE	CAPITAL IMPROV. FEE	TOTAL	FEES FOR ACADEMIC YEAR (30 HOURS)
BREVARD	\$30.29	\$1.51	\$2.20	\$1.00	\$35.00	\$1,050.00
BROWARD	30.25	1.40	1.50	0.00	33.15	994.50
CENTRAL FLORIDA	30.29	2.12	3.03	1.00	36.44	1,093.20
CHIPOLA	29.65	1.90	2.00	0.00	33.55	1,006.50
DAYTONA BEACH	30.29	1.51	3.00	1.00	35.80	1,074.00
EDISON	30.25	1.50	3.00	1.00	35.75	1,072.50
FL COMM COLL @ JAX	30.29	1.51	3.00	1.00	35.80	1,074.00
FLORIDA KEYS	30.00	2.00	1.50	1.00	34.50	1,035.00
GULF	29.00	2.03	2.00	0.00	33.03	990.90
HILLSBOROUGH	30.00	1.50	1.50	1.00	34.00	1,020.00
INDIAN RIVER	30.25	1.50	2.25	1.00	35.00	1,050.00
LAKE CITY	28.00	2.00	1.50	0.00	31.50	945.00
LAKE SUMTER	30.29	1.93	3.03	1.00	36.25	1,087.50
MANATEE	29.00	1.40	2.60	1.00	34.00	1,020.00
MIAMI DADE	30.25	1.50	3.00	1.00	35.75	1,072.50
NORTH FLORIDA	25.75	1.25	0.00	0.00	27.00	810.00
OKALOOSA WALTON	26.78	1.87	0.00	0.00	28.65	859.50
PALM BEACH	30.29	1.51	3.00	1.00	35.80	1,074.00
PASCO HERNANDO	30.28	2.11	3.01	1.00	36.40	1,092.00
PENSACOLA	30.25	1.50	3.00	1.00	35.75	1,072.50
POLK	30.29	1.82	3.02	1.00	36.13	1,083.90
SAINT JOHN'S RIVER	30.25	1.51	2.24	1.00	35.00	1,050.00
SAINT PETERSBURG	30.29	1.51	3.00	1.00	35.80	1,074.00
SANTA FE	30.29	1.51	2.20	1.00	35.00	1,050.00
SEMINOLE	30.00	1.50	3.00	1.00	35.50	1,065.00
SOUTH FLORIDA	30.29	2.12	2.59	1.00	36.00	1,080.00
TALLAHASSEE	30.25	1.50	2.00	1.00	34.75	1,042.50
VALENCIA	30.25	1.50	3.00	1.00	35.75	1,072.50
WEIGHTED MEAN	\$30.09	\$1.55	\$2.55	\$0.87	\$35.06	\$1,051.76

Source: 1994-95 Operating Budget

FLORIDA COMMUNITY COLLEGE SYSTEM
THE FACT BOOK

STUDENT FEES FOR FALL 1994
CREDIT PROGRAMS

NON-RESIDENT STUDENTS
FEE PER CREDIT HOUR

COMMUNITY COLLEGE	MATRICULATION	TUITION	STUDENT FINANCIAL AID FEE	STUDENT ACTIVITY FEE	CAPITAL IMPROV. FEE	TOTAL	FEES FOR ACADEMIC YEAR (30 HOURS)
BREVARD	\$30.29	\$90.87	\$1.51	\$2.20	\$5.13	\$130.00	\$3,900.00
BROWARD	30.25	88.20	5.80	1.50	0.00	125.75	3,772.50
CENTRAL FLORIDA	30.29	90.88	8.48	3.03	3.00	135.68	4,070.40
CHIPOLA	29.65	89.00	5.80	2.00	0.00	126.45	3,793.50
DAYTONA BEACH	30.29	90.88	6.06	3.00	4.00	134.23	4,026.90
EDISON	30.25	90.75	6.00	3.00	3.00	133.00	3,990.00
FL COMM COLL @JAX	30.29	90.88	4.52	8.80	3.00	137.49	4,124.70
FLORIDA KEYS	30.00	87.00	4.00	2.00	3.00	129.00	3,870.00
GULF	29.00	87.00	8.12	2.00	0.00	126.12	3,783.60
HILLSBOROUGH	30.00	90.00	6.00	1.50	3.00	130.50	3,915.00
INDIAN RIVER	30.25	90.75	6.00	3.00	5.00	135.00	4,050.00
LAKE CITY	28.00	84.00	8.00	1.50	0.00	121.50	3,645.00
LAKE SUMTER	30.29	90.88	7.55	3.03	3.00	134.75	4,042.50
MANATEE	29.00	87.00	1.40	2.60	3.00	123.00	3,690.00
MIAMI DADE	30.25	90.75	6.00	3.00	3.00	133.00	3,990.00
NORTH FLORIDA	25.75	77.25	1.25	0.00	0.00	104.25	3,127.50
OKALOOSA WALTON	26.78	80.34	1.87	0.00	0.00	108.99	3,269.70
PALM BEACH	30.29	90.88	6.03	3.00	3.00	133.20	3,996.00
PASCO HERNANDO	30.28	90.84	8.47	3.01	3.00	135.60	4,068.00
PENSACOLA	30.25	90.75	6.00	3.00	3.00	133.00	3,990.00
POLK	30.29	90.88	7.27	3.02	4.00	135.46	4,063.60
SAINTE JOHNS RIVER	30.25	90.75	6.04	8.96	4.00	140.00	4,200.00
SAINTE PETERSBURG	30.29	90.88	4.54	3.00	3.00	131.71	3,951.30
SANTA FE	30.29	90.95	6.06	2.20	3.00	132.50	3,975.00
SEMINOLE	30.00	90.00	1.50	3.00	3.00	127.50	3,825.00
SOUTH FLORIDA	30.29	90.88	2.12	2.59	3.00	128.88	3,866.40
TALLAHASSEE	30.25	90.75	1.50	2.00	3.00	127.50	3,825.00
VALENCIA	30.25	90.75	1.50	3.00	3.00	128.50	3,855.00
WEIGHTED MEAN	\$30.15	\$90.23	\$5.15	\$2.78	\$2.78	\$131.09	\$3,932.78

Source: 1994-95 Operating Budget

**STUDENT FEES FOR ACADEMIC YEAR
CREDIT COURSES FOR RESIDENT STUDENTS**

COLLEGE	FALL 1993	FALL 1994	% INCREASE
BREVARD	\$1,020	\$1,050	3%
BROWARD	930	995	7%
CENTRAL FLORIDA	1,093	1,093	0%
CHIPOLA	930	1,007	8%
DAYTONA BEACH	1,074	1,074	0%
EDISON	1,073	1,073	0%
FL CC @ JACKSONVILLE	1,044	1,074	3%
FL KEYS	990	1,035	5%
GULF COAST	931	991	6%
HILLSBOROUGH	938	1,020	9%
INDIAN RIVER	990	1,050	6%
LAKE CITY	945	945	0%
LAKE SUMTER	1,088	1,088	0%
MANATEE	960	1,020	6%
MIAMI-DADE	1,073	1,073	0%
NORTH FL	810	810	0%
OKALOOSA-WALTON	860	860	0%
PALM BEACH	1,074	1,074	0%
PASCO-HERNANDO	1,092	1,092	0%
PENSACOLA	1,073	1,073	0%
POLK	1,075	1,084	1%
ST. JOHN'S RIVER	900	1,050	17%
ST. PETE	1,074	1,074	0%
SANTA FE	1,050	1,050	0%
SEMINOLE	1,065	1,065	0%
SOUTH FL	1,080	1,080	0%
TALLAHASSEE	990	1,043	5%
VALENCIA	1,073	1,073	0%
WEIGHTED MEAN	\$1,030	\$1,052	2%

NOTE: Student fees are calculated based on 30 credit hours. The fees include matriculation, financial aid, student activity and capital improvement fees.
SOURCE: 1993-94 Operating Budget




STUDENT FEES FOR ACADEMIC YEAR
CREDIT COURSES FOR NON-RESIDENT STUDENTS

COLLEGE	FALL 1993	FALL 1994	% INCREASE
BREVARD	\$3,750	\$3,900	4%
BROWARD	3,708	3,773	2%
CENTRAL FLORIDA	4,070	4,070	0%
CHIPOLA	3,540	3,794	7%
DAYTONA BEACH	4,027	4,027	0%
EDISON	3,990	3,990	0%
FL CC @ JACKSONVILLE	3,780	4,125	9%
FL KEYS	3,690	3,870	5%
GULF COAST	3,724	3,784	2%
HILLSBOROUGH	3,525	3,915	11%
INDIAN RIVER	3,960	4,050	2%
LAKE CITY	3,645	3,645	0%
LAKE SUMTER	4,043	4,043	0%
MANATEE	3,540	3,690	4%
MIAMI-DADE	3,653	3,990	9%
NORTH FL	3,128	3,128	0%
OKALOOSA-WALTON	3,270	3,270	0%
PALM BEACH	3,996	3,996	0%
PASCO-HERNANDO	4,068	4,068	0%
PENSACOLA	3,990	3,990	0%
POLK	4,027	4,064	1%
ST. JOHN'S RIVER	3,600	4,200	17%
ST. PETE	3,951	3,951	0%
SANTA FE	3,975	3,975	0%
SEMINOLE	3,825	3,825	0%
SOUTH FL	3,866	3,866	0%
TALLAHASSEE	3,660	3,825	5%
VALENCIA	3,855	3,855	0%
WEIGHTED MEAN	\$3,777	\$3,933	4%

NOTE: Student fees are calculated based on 30 credit hours. The fees include tuition, matriculation, financial aid, student activity and capital improvement fees.
SOURCE: 1993-94 Operating Budget

FLORIDA COMMUNITY COLLEGE SYSTEMS ENROLLMENTS AND OPERATING BUDGETS 1994-95



Assigned FTE Enrollment
By Discipline

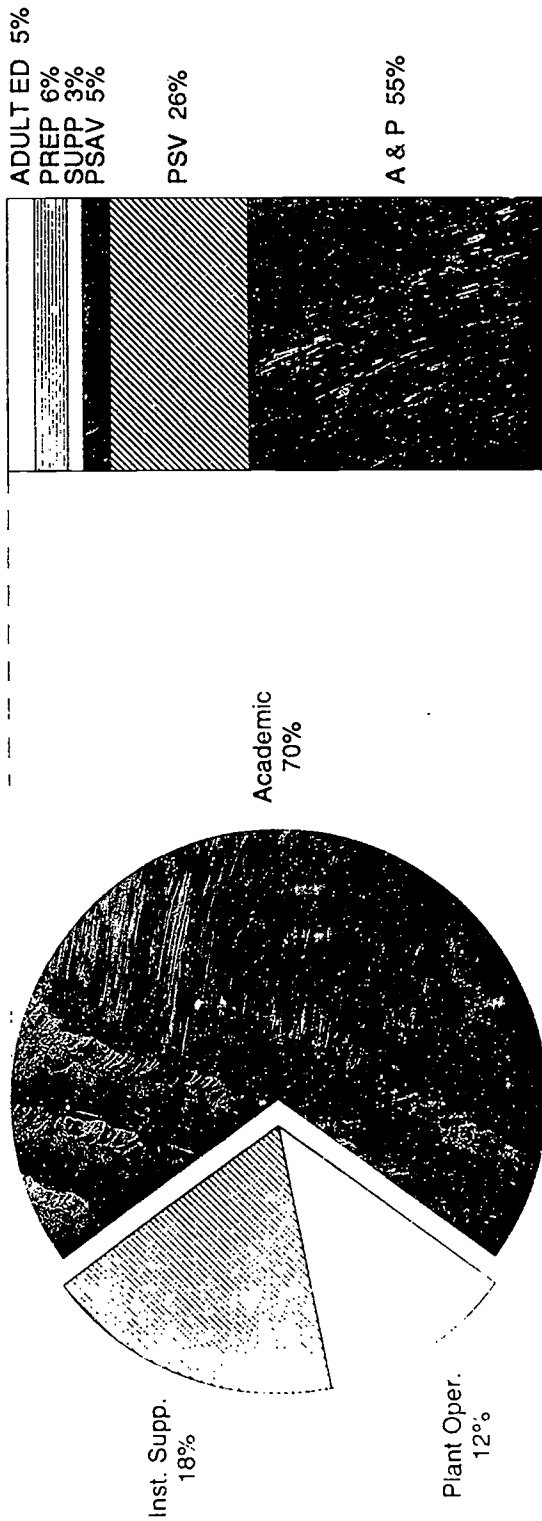
Estimated Operating Budget
By Discipline

Source: 1994-95 Appropriations
1993-94 Cost Analysis Reports
1994-95 CCPF Funding Model

A & P - Advanced & Professional
PSV - Postsecondary Vocational
PSAV - Postsecondary Adult Vocational
SUPP - Supplemental Vocational
COLL. PREP. - College Prep
ADULT ED. - Adult Education

EXPENDITURES BY CATEGORY & DISCIPLINE

1993-94



Disciplines

Category

Academic Cost includes Instruction, Academic Support, Student Services, Research and Public Service
SOURCE: 1993-94 Cost Analysis Reports

FLORIDA COMMUNITY COLLEGE SYSTEM
THE FACT BOOK

FULL COST SUMMARY REPORT
RANKED BY DISCIPLINE
ALL COLLEGES
1993-94

DISCIPLINE	Total Cost per FTE
1.1 ADVANCED & PROFESSIONAL	
1.11.01 Agric. & Nat. Res.	6,638
1.17.03 Area Studies	6,331
1.16.07 Computer & Infor. Sci.	5,609
1.11.02 Archt. & Environ.	5,364
1.12.10 Fine & Applied Arts	4,496
1.11.09 Engineering	4,089
1.18.06 Communications	3,898
1.14.08 Education	3,855
1.18.21 Public Affairs	3,834
1.15.05 Business & Management	3,756
1.11.12 Health Professions	3,744
1.11.19 Physical Sciences	3,608
1.11.04 Biological Science	3,581
1.18.49 Interdisciplinary	3,574
1.13.15 Letters	3,491
1.13.11 Foreign Languages	3,377
1.16.17 Mathematics	3,305
1.18.16 Library Science	3,236
1.18.13 Home Economics	3,134
1.17.22 Social Sciences	3,132
1.17.20 Psychology	3,060
1.18.14 Law	2,773
1.18.18 Military Science	2,219
1.18.23 Theology	0
TOTAL ADVANCED & PROFESSIONAL	3,482

DISCIPLINE	Total Cost per FTE
1.2 POSTSECONDARY VOCATIONAL	
1.26.01 Trade & Industrial	5,000
1.23.01 Health	4,784
1.21.01 Agriculture	4,632
1.25.01 Office	3,799
1.24.01 Home Economics	3,747
1.27.01 Public Service	3,664
1.22.01 Distributive	3,579
TOTAL POSTSECONDARY VOCATIONAL	4,220

DISCIPLINE	Total Cost per FTE
1.2 ADULT VOCATIONAL	
1.23.02 Health	4,675
1.22.02 Distributive	4,129
1.26.02 Trade & Industrial	4,030
1.24.02 Home Economics	3,942
1.27.02 Public Service	3,873
1.25.02 Office	3,569
1.21.02 Agriculture	3,293
1.23.99 Apprenticeship	2,310
TOTAL ADULT VOCATIONAL	3,844

DISCIPLINE	Total Cost per FTE
1.2 SUPPLEMENTAL VOCATIONAL	
1.21.03 Agriculture	5,725
1.23.03 Health	5,111
1.22.03 Distributive	4,470
1.25.03 Office	4,223
1.27.03 Public Service	4,186
1.26.03 Trade & Industrial	4,153
1.24.03 Home Economics	3,859
TOTAL SUPPLEMENTAL VOCATIONAL	4,294

DISCIPLINE	Total Cost per FTE
1.3 PREPARATORY	
1.31.2 Vocational Prep.	3,787
1.31.1 College Prep.	3,593
TOTAL PREPARATORY	3,594

DISCIPLINE	Total Cost per FTE
1.3 ADULT EDUCATION	
1.32.2 Adult Secondary	3,054
1.32.1 Adult Basic	2,705
1.32.3 GED Preparatory	2,687
TOTAL ADULT EDUCATION	2,798

DISCIPLINE	Total Cost per FTE
TOTAL INSTRUCTION (OCFF) (PART 1)	3,662

SOURCE: 1993-94 COST ANALYSIS REPORT

FLORIDA COMMUNITY COLLEGE SYSTEM
THE FACT BOOK

FULL COST SUMMARY REPORT
COST PER FTE
1993-94

COMMUNITY COLLEGE	ADVANCED PROFESSIONAL	POST SECONDARY	POST SECONDARY SUPPLEMENTARY		COLL/VOC PREP	ADULT BASIC
			ADULT	ADULT		
BREVARD	3,827	4,411	3,420	4,201	3,048	0
BROWARD	3,540	4,279	6,518	3,722	3,710	0
CENTRAL FLORIDA	3,202	6,572	2,164	2,953	4,780	4,935
CHIPOLA	4,298	4,918	4,367	4,135	4,457	0
DAYTONA BEACH	3,194	3,945	3,961	4,484	3,209	2,272
EDISON	2,976	3,747	0	2,062	4,066	0
FLCC @ JAX	3,260	4,007	3,413	3,251	5,203	2,494
FLORIDA KEYS	4,741	6,364	7,189	8,525	4,385	0
GULF COAST	3,125	3,761	3,754	5,374	3,080	0
HILLSBOROUGH	3,086	3,431	2,604	3,487	3,332	0
INDIAN RIVER	3,154	3,500	3,064	3,766	2,763	2,763
LAKE CITY	3,866	5,482	4,440	4,520	5,094	4,102
LAKE-SUMTER	3,920	4,521	0	5,115	5,237	0
MANATEE	3,623	4,004	0	4,669	3,406	0
MIAMI-DADE	4,033	4,950	5,203	5,751	3,970	3,895
NORTH FLORIDA	4,153	4,835	5,622	4,229	4,461	4,010
OKALOOSA-WALTON	3,335	3,218	3,075	3,301	3,080	2,509
PALM BEACH	3,434	3,928	3,971	3,726	3,089	0
PASCO-HERNANDO	3,054	3,947	3,905	3,977	4,410	0
PENSACOLA	3,699	4,618	5,069	2,971	3,743	3,427
POLK	3,717	3,911	4,953	4,990	3,759	0
SAINT JOHN'S RIVER	3,390	3,331	0	1,912	3,460	2,369
SAINT PETERSBURG	3,513	4,266	2,732	6,141	2,538	0
SANTA FE	3,054	4,652	5,169	4,053	2,966	5,835
SEMINOLE	3,406	3,531	3,944	3,903	3,403	3,125
SOUTH FLORIDA	3,586	4,123	4,568	3,732	3,968	3,077
TALLAHASSEE	3,105	4,512	0	6,604	5,302	0
VALENCIA	3,115	3,436	2,718	15,876	2,543	0
AVERAGE	3,482	4,220	3,844	4,294	3,594	2,798

SOURCE: 1993-94 COST ANALYSIS REPORTS

FLORIDA COMMUNITY COLLEGE SYSTEM
THE FACT BOOK

EXPENDITURES BY FUNCTION
1993-94

COMMUNITY COLLEGES	PERSONNEL COST		TOTAL	EXPENSES	EQUIPMENT EXPENDITURES	GRAND TOTAL
	FULL TIME	PART TIME				
BREVARD	22,376,340	5,776,291	28,152,631	7,777,063	1,304,681	37,234,375
BROWARD	44,008,819	5,074,908	49,083,727	10,769,845	1,610,041	61,463,613
CENTRAL FLORIDA	10,305,021	2,200,663	12,505,684	3,217,539	365,470	16,088,694
CHIPOLA	6,066,143	382,774	6,448,917	1,315,117	65,170	7,829,204
DAYTONA BEACH	25,125,024	4,962,531	30,087,555	7,194,786	157,933	37,440,273
EDISON	12,315,549	2,504,826	14,820,375	4,281,293	574,707	19,676,375
FL COMM COLL/JAX	48,088,630	10,289,197	58,377,827	11,088,573	1,717,074	71,183,474
FLORIDA KEYS	4,130,718	376,067	4,506,785	1,392,197	148,883	6,047,865
GULF	10,325,598	1,109,619	11,435,217	2,827,442	140,355	14,403,014
HILLSBOROUGH	29,865,851	5,312,895	35,178,746	7,432,488	533,580	43,144,814
INDIAN RIVER	18,351,456	3,619,963	21,971,419	6,079,480	512,121	28,563,020
LAKE CITY	7,655,809	1,033,580	8,689,389	2,658,520	188,158	11,536,067
LAKE SUMTER	4,465,962	627,048	5,093,010	1,098,615	236,224	6,427,849
MANATEE	14,227,075	2,347,187	16,574,262	3,304,151	500,750	20,379,163
MIAMI DADE	124,981,187	17,911,085	142,892,272	25,506,495	5,318,046	173,716,813
NORTH FLORIDA	3,503,728	322,795	3,826,523	703,468	72,922	4,602,914
OKALOOSA WALTON	9,182,619	1,479,816	10,662,434	2,965,450	528,557	14,156,441
PALM BEACH	25,719,384	5,911,510	31,630,894	5,665,319	1,815,681	39,111,894
PASCO HERNANDO	8,433,596	1,324,548	9,758,144	2,617,025	405,196	12,780,365
PENSACOLA	24,693,628	2,836,099	27,529,727	8,175,665	1,281,454	36,986,846
POLK	10,447,349	1,273,983	11,721,332	3,154,730	454,154	15,330,216
SANT JOHN'S RIVER	6,381,973	541,838	6,923,811	1,367,833	76,339	8,367,983
SAINT PETERSBURG	36,553,707	6,276,994	42,830,701	8,386,873	627,599	51,845,173
SANTA FE	25,118,950	4,622,779	29,741,728	4,573,080	727,114	35,041,922
SEMINOLE	16,350,595	4,465,261	20,815,856	5,244,248	1,239,475	27,299,579
SOUTH FLORIDA	6,065,530	1,897,194	7,962,724	2,504,514	176,799	10,644,038
TALLAHASSEE	16,188,268	2,162,033	18,350,301	2,881,822	968,273	22,200,397
VALENCIA	32,056,571	7,493,471	39,550,041	7,524,202	364,077	47,438,321
TOTAL	602,985,079	104,136,954	707,122,033	151,707,834	22,110,834	880,940,701
% OF TOTAL	68.45%	11.82%	80.27%	17.22%	2.51%	100.00%

SOURCE: 1993-94 COST ANALYSIS REPORTS

FLORIDA COMMUNITY COLLEGE SYSTEM
THE FACT BOOK

1993-94 ANNUAL COST ANALYSIS BY FUNCTION

COLLEGES	DIRECT INSTRUCTION	ACADEMIC SUPPORT	STUDENT SERVICES	TOTAL INSTRUCTIONAL COSTS	INSTITUTIONAL SUPPORT	PLANT OP. & MAINTENANCE	TOTAL COSTS
Brevard	48.1%	10.6%	7.2%	65.9%	20.1%	14.0%	100.0%
Broward	49.8%	10.3%	10.2%	70.2%	19.3%	10.5%	100.0%
Central Florida	47.8%	8.7%	9.9%	66.4%	19.8%	13.8%	100.0%
Chipola	58.5%	5.7%	9.9%	74.0%	16.0%	10.0%	100.0%
Daytona Beach	49.6%	10.7%	8.7%	68.9%	19.1%	12.0%	100.0%
Edison	51.2%	6.9%	8.8%	66.9%	22.5%	10.6%	100.0%
Fla. JC @ Jax	48.0%	12.4%	10.9%	71.3%	19.8%	8.9%	100.0%
Florida Keys	47.0%	13.3%	9.6%	70.0%	19.4%	10.6%	100.0%
Gulf Coast	53.2%	8.9%	13.0%	75.1%	13.6%	11.3%	100.0%
Hillsborough	52.2%	7.6%	9.8%	69.6%	19.1%	11.3%	100.0%
Indian River	54.2%	12.2%	8.7%	75.1%	11.4%	13.5%	100.0%
Lake City	47.4%	7.9%	9.8%	65.1%	19.9%	15.0%	100.0%
Lake-Sumter	41.9%	13.6%	9.8%	65.4%	24.4%	10.3%	100.0%
Manatee	49.5%	7.1%	10.2%	66.9%	20.1%	13.0%	100.0%
Miami-Dade	52.7%	9.7%	10.9%	73.3%	14.4%	12.2%	100.0%
North Florida	42.0%	9.2%	12.2%	63.4%	20.4%	16.2%	100.0%
Ocala-Walton	41.7%	13.9%	11.5%	67.0%	18.2%	14.8%	100.0%
Palm Beach	43.4%	14.5%	10.3%	68.2%	19.2%	12.6%	100.0%
Pasco-Hernando	48.7%	6.4%	11.9%	67.0%	22.1%	10.8%	100.0%
Pensacola	49.2%	9.9%	8.5%	67.6%	21.9%	10.6%	100.0%
Polk	49.7%	11.1%	8.2%	69.0%	19.0%	12.0%	100.0%
St. Johns River	51.8%	7.4%	9.8%	69.0%	19.9%	11.1%	100.0%
St. Petersburg	51.9%	12.3%	10.0%	74.3%	15.9%	9.8%	100.0%
Santa Fe	56.8%	6.0%	8.5%	71.4%	19.3%	9.3%	100.0%
Seminole	51.8%	9.1%	9.4%	70.2%	20.3%	9.5%	100.0%
South Florida	39.5%	14.6%	7.8%	61.9%	20.1%	18.0%	100.0%
Tallahassee	56.4%	7.3%	10.0%	73.7%	16.8%	9.5%	100.0%
Valencia	55.9%	8.2%	8.0%	72.0%	14.9%	13.1%	100.0%
TOTAL	50.8%	10.0%	9.8%	70.6%	17.8%	11.6%	100.0%

Source: 1993-94 Cost Analysis Reports

FLORIDA COMMUNITY COLLEGE SYSTEM
THE FACT BOOK

1993-94 ANNUAL COST ANALYSIS BY FUNCTION

COLLEGES	DIRECT INSTRUCTION	ACADEMIC SUPPORT	STUDENT SERVICES	TOTAL INSTRUCTIONAL COSTS	INSTITUTIONAL SUPPORT	PLANT OP. & MAINTENANCE	TOTAL COSTS
Brevard	\$17,914,482	3,940,461	2,684,609	24,539,552	7,468,438	5,226,395	37,234,375
Broward	\$30,601,203	6,312,218	6,245,246	43,158,667	11,868,417	6,436,529	61,463,613
Central Florida	\$7,696,460	1,393,211	1,596,993	10,686,664	3,188,330	2,213,701	16,088,694
Chipola	\$4,576,313	446,373	771,870	5,794,556	1,255,125	779,523	7,829,204
Daytona Beach	\$18,552,127	3,996,352	3,239,415	25,787,894	7,152,061	4,500,318	37,440,273
Edison	\$10,082,906	1,350,279	1,740,090	13,173,275	4,422,435	2,080,665	19,676,375
Fla. JC @ Jax	\$34,189,246	8,853,950	7,737,724	50,780,920	14,059,002	6,343,552	71,183,474
Florida Keys	\$2,845,160	804,890	581,985	4,232,035	1,176,248	639,582	6,047,865
Gulf Coast	\$7,664,340	1,278,242	1,875,026	10,817,608	1,961,231	1,624,175	14,403,014
Hillsborough	\$22,503,749	3,290,429	4,244,149	30,038,327	8,241,163	4,865,324	43,144,814
Indian River	\$15,484,716	3,481,958	2,485,028	21,451,702	3,266,969	3,844,349	28,563,020
Lake City	\$5,470,526	907,856	1,125,855	7,504,237	2,299,438	1,732,392	11,536,067
Lake-Sumter	\$2,694,274	877,312	629,672	4,201,258	1,567,633	658,958	6,427,849
Manatee	\$10,094,689	1,445,430	2,087,900	13,628,019	4,102,248	2,648,896	20,379,163
Miami-Dade	\$91,573,366	16,874,589	18,958,266	127,406,221	25,082,832	21,227,760	173,716,813
North Florida	\$1,931,930	423,691	563,567	2,919,187	938,847	744,879	4,602,914
Okaloosa-Walton	\$5,898,898	1,962,099	1,622,640	9,483,637	2,574,295	2,098,510	14,156,441
Palm Beach	\$16,958,769	5,675,736	4,046,734	26,681,239	7,506,953	4,923,702	39,111,894
Pasco-Hernando	\$6,228,775	816,475	1,523,677	8,568,927	2,824,951	1,386,487	12,780,365
Pensacola	\$18,179,343	3,674,407	3,132,483	24,986,233	8,085,772	3,914,841	36,986,846
Polk	\$7,613,469	1,707,258	1,254,831	10,575,558	2,914,609	1,840,049	15,330,216
St. Johns River	\$4,332,225	617,955	822,053	5,772,233	1,665,948	929,802	8,367,983
St. Petersburg	\$26,927,441	6,392,092	5,206,004	38,525,537	8,245,289	5,074,347	51,845,173
Santa Fe	\$19,920,097	2,109,169	2,990,296	25,019,562	6,764,388	3,257,971	35,041,922
Seminole	\$14,130,645	2,487,142	2,556,280	19,174,068	5,536,061	2,589,451	27,299,579
South Florida	\$4,207,876	1,554,172	831,126	6,593,174	2,140,039	1,910,824	10,644,037
Tallahassee	\$12,520,234	1,623,926	2,218,170	16,362,330	3,723,411	2,114,656	22,200,397
Valencia	\$26,516,130	3,866,677	3,772,625	34,155,431	7,049,465	6,233,425	47,438,321
TOTAL	\$447,309,388	\$88,164,347	\$86,544,316	\$622,018,051	\$157,081,597	\$101,841,053	\$880,940,701

Source: 1993-94 Cost Analysis Reports

FLORIDA COMMUNITY COLLEGE SYSTEM
THE FACT BOOK

FACILITIES: SITES, INVENTORY AND VALUE
1994-95

COLLEGE	NUMBER OF SITES	OPERATING CAMPUSES	ACRES	NUMBER OF OWNED BUILDINGS	OWNED TOTAL GROSS SQ. FT.	BUILDING VALUES	CONTENT VALUES	COMBINED VALUES
BREVARD	6	4	444	46	1,619,530	146,313,842	14,997,021	161,310,863
BROWARD	5	3	370	88	1,197,182	148,742,841	35,708,280	184,451,121
CENTRAL FLORIDA	3	1	138	35	411,940	42,729,803	8,600,402	51,330,205
CHIPOLA	1	1	104	33	259,124	27,401,903	4,719,957	32,121,860
DAYTONA BEACH	6	2	417	71	1,137,468	107,605,101	15,961,536	123,566,637
EDISON	3	1	214	33	523,839	42,096,783	7,295,115	49,391,898
FL. C. C. @ JAX	9	4	652	79	2,078,789	157,470,011	24,772,578	182,242,589
FLORIDA KEYS	3	1	126	14	119,762	27,843,373	3,417,861	31,261,234
GULF COAST	2	1	104	33	404,749	42,972,627	8,327,622	51,300,249
HILLSBOROUGH	11	3	306	46	1,045,524	94,777,177	13,583,507	108,360,684
INDIAN RIVER	6	1	271	41	648,755	73,665,150	13,245,747	86,910,897
LAKE CITY	4	1	145	62	356,921	33,628,141	6,330,575	39,958,716
LAKE-SUMTER	2	1	155	18	198,941	20,111,017	6,460,947	26,571,964
MANATEE	2	1	200	41	534,094	50,523,053	8,854,918	59,377,971
MIAMI-DADE	11	5	458	157	3,151,116	307,180,651	46,554,055	353,734,706
NORTH FLORIDA	4	1	98	24	146,923	16,407,221	2,134,455	18,541,676
OKALOOSA-WALTON	4	1	496	35	599,219	44,790,466	10,740,778	55,531,244
PALM BEACH	7	2	302	57	1,179,830	105,644,094	24,436,257	130,080,351
PASCO-HERNANDO	6	1	385	39	444,783	45,655,076	5,510,604	51,165,680
PENSACOLA	6	2	365	52	1,130,135	104,726,025	26,366,091	131,092,116
POLK	2	2	231	20	525,364	49,047,617	16,228,051	65,275,668
ST. JOHNS RIVER	3	1	292	27	370,078	26,977,220	2,672,401	29,649,621
ST. PETERSBURG	10	2	384	98	1,292,893	149,571,197	23,280,737	172,851,934
SANTA FE	4	1	238	64	810,591	84,620,157	10,674,118	95,294,275
SEMINOLE	5	1	602	60	651,088	67,867,102	11,416,240	79,283,342
SOUTH FLORIDA	6	1	84	48	315,668	37,154,966	5,758,362	42,913,328
TALLAHASSEE	2	1	187	29	661,022	49,063,816	23,245,000	72,308,816
VALENCIA	5	2	383	43	1,135,711	115,879,330	48,441,279	164,320,609
TOTAL	138	48	8,151	1,393	22,951,039	2,220,465,760	429,734,494	2,650,200,254

Note: Content Values do not include information on vehicle or boat values.

Source: Florida Community College Facilities Data Base (February 1995)
Florida Community College Risk Management Consortium (November 1994)

GLOSSARY

October 1995

FLORIDA COMMUNITY COLLEGE SYSTEM
THE FACT BOOK



GLOSSARY

Associate in Arts (AA) Degree

Program of Instruction consisting of courses offered to Freshmen and Sophomores in baccalaureate programs, this degree is awarded when a student completes at least sixty (60) college credit as well as attainment of specified performance requirements. This degree program will transfer to State University System.

Associate in Science (AS) Degree

Programs of Instruction consisting of college-level courses to prepare for entry into employment. The degree is awarded when a student completes not less than (60) sixty college courses as well as attainment of specified performance

CCPF (Community College Program Fund)

Money allocated by the Legislature to operate the colleges for the next fiscal year. Please see pages 7-10 for full explanation.

CEEB (College Entrance Examination Board)

A national, nonprofit education association with a membership of over 2,500 colleges, universities, secondary schools, and educational associations and agencies. It is frequently referred to as the College Board. It is known for its SAT test and Advanced and Placement (AP) programs.

CLEP (College Level Examination Program)

A nationwide system of credit-by-examination sponsored by the College Entrance Examination Board.

CO & DS (Capital Outlay and Debt Service)

Trust funds established by the State under Article XII of the Florida Constitution with funds derived from a portion of fees collected for automobile license tags and distributed to school districts and community colleges to finance construction of school and community college facilities and to service debts incurred by them for construction of educational facilities.



GLOSSARY

Direct Costs

Those costs associated with conducting activities classified according to the principles and definitions in the Information Classification Structure (ICS).

Educational and General Operations

Those activities supported by the general current fund and the restricted current fund.

Full Costs

Those costs related to producing a specific quantity of output. Full costing is accomplished only for instructional programs, the assumption being that instruction is the production function of the Florida Community Colleges.

Full-Time (FT) -- Credit Student

Any student enrolled for 12 semester credits, 12 or more quarter credits or 24 or more contact hours.

Full-Time Equivalent (FTE) Enrollment

Student semester hours divided by 40 for Advanced and Professional and Postsecondary Vocational instruction. For all other instruction, instructional clock hours divided by 900 hours.

General Current Fund

The fund used to account for resources that are available for the general financial requirements of the college, the only restrictions being those imposed by law or the budget.



GLOSSARY

Part-Time (PT)

A student who is enrolled in less than 12 semester credits or less than 12 quarter credits or less than 24 contact hours.

PECO (Public Education Capital Outlay)

Bonds sold by the State under the provision of Article XII of the Florida Constitution for the purpose of financing the construction of higher education facilities. The bonds are retired from the proceeds of revenue derived from gross utility receipt tax.

Restricted Current Fund

The fund used to account for resources that are available for the operation and support of the educational programs but are restricted by donors or other outside agencies as to the specific purpose for which they may be expended.

Unexpended Plant Fund

The fund used to account for resources that are available for the acquisition or construction of physical property to be used for institutional purposes and resources designated for the major repair and/or replacement of institutional property.

DIVISION OF COMMUNITY COLLEGES



October 1995

DIVISION OF COMMUNITY COLLEGES**OFFICE OF THE EXECUTIVE DIRECTOR**
(904) 488-1721 SUNCOM 278-1721

Mr. Clark Maxwell, Jr.
Mr. David Armstrong
Mr. Edward L. Cisek
Ms. Judy Dial
Mr. Lacy Gilchrist
Ms. Alice Bassett
Ms. Deloris Massey
Mr. Sydney H. McKenzie III
Mrs. Jerry Smith
Ms. Kathleen Teague
Ms. Wanda McQueen
Ms. Pilar Small
Ms. Sophia J. Wyche

Executive Director, State Community College System
Assistant Executive Director
Deputy Executive Director, Finance & Information Systems
Administrative Assistant
Systems Project Analyst
Executive Assistant
Director, Educational Opportunity Programs
General Counsel, State Board of Community Colleges
Specialist, Administrative Services
Director, Communications
Executive Secretary
Administrative Assistant
Program Specialist

FLORIDA COMMUNITY COLLEGE SYSTEM
THE FACT BOOK**DIVISION OF COMMUNITY COLLEGES****BUREAU OF FINANCIAL AND BUSINESS SERVICES**
(904) 488-7926 SUNCOM 278-7926

Ms. Christyne Hamilton
Mr. J. Ron Fahs
Mr. Kenneth E. Jarrett
Mrs. Gayle B. Laslie
Mrs. Melita V. Lovett
Mr. Richard P. McAvoy
Ms. Maybelle Montford

Bureau Chief
Director, Facilities Planning and Assistance
Director, Financial Services
Staff Assistant
Accountant
Director, Business Services
Specialist, Accounting & Budgeting Services

BUREAU OF RESEARCH AND INFORMATION SYSTEMS
(904) 488-8597 SUNCOM 278-8597

Mr. Howard V. Campbell
Mr. Paul Aughey
Mr. Steve Barnes
Mr. Minel Borges
Mr. Jerome Fitz
Mr. Preston Howard
Mr. Robert G. McMullen
Ms. Elizabeth Pascazi
Mr. Cesar Regazzoni
Mr. Jandl Stacy
Ms. Barbara Strunk
Ms. Joan K. Roddenberry
Ms. Judith Thompson
Ms. Margaret B. Wingate

Bureau Chief
Systems Project Analyst
Systems Project Analyst
Senior Clerk
Systems Project Administrator, Student Systems
Data Base Administrator, Information Resource Management
Director, Data Base Administration and Security
Staff Assistant
Systems Project Analyst
Computer Programmer Analyst
Records Technician
Systems Programmer
Programmer Analyst
Director, Student and Financial Systems

October 1995

FLORIDA COMMUNITY COLLEGE SYSTEM
THE FACT BOOK



DIVISION OF COMMUNITY COLLEGES

BUREAU OF PROGRAM SUPPORT AND SERVICES
(904) 488-0555 SUNCOM 278-0555

Mrs. Sharon Jones
Dr. Sylvia Fieishman
Ms. Connie Graunke
Ms. Glenda Greene
Ms. Annette Lucas
Ms. Erin S. McColskey
Dr. Diane Olsen
Ms. Denise Potvin
Ms. Cheryl Starkgraf
Dr. Rodney Reeves

Administrative Secretary
Director, Academic and Professional Education Programs
Director, Articulation and Accountability
Specialist, Articulation and Accountability
Specialist, Articulation and Accountability
Director, Economic Development and Occupational Education Programs
Specialist, Economic Development and Occupational Education Programs
Specialist, Economic Development and Occupational Education Programs
Staff Assistant
Program Review and Research Specialist



FLORIDA COMMUNITY COLLEGE SYSTEM THE FACT BOOK

BREVARD COMMUNITY COLLEGE
1519 Clearlake Road
Cocoa, FL 32922-6597
Maxwell C. King, President
(Brevard County)
(407) 632-1111, SC 361-2200

BROWARD COMMUNITY COLLEGE
225 East Las Olas Boulevard
Fort Lauderdale, FL 33301
Willis N. Holcombe, President
(Broward County)
(305) 761-7400, SC 469-7400

CENTRAL FLORIDA COMMUNITY COLLEGE
P. O. Box 1388
Ocala, FL 32678-1388
William J. Campion, President
(Marion, Citrus, Levy Counties)
(904) 237-2111, SC 655-1011

CHIPOLA JUNIOR COLLEGE
3094 Indiana Circle
Marianna, FL 32446-2053
H. Dale O'Daniel, President
(Jackson, Calhoun, Holmes, Liberty, Washington Counties)
(904) 526-2761, SC 776-1011

DAYTONA BEACH COMMUNITY COLLEGE
P. O. Box 2811
Daytona Beach, FL 32120-2811
Philip R. Day, President
(Volusia, Flagler Counties)
(904) 255-6131, SC 372-3111

EDISON COMMUNITY COLLEGE
P. O. Box 60210
Fort Myers, FL 33906-6210
Kenneth P. Walker, President
(Lee, Charlotte, Collier, Glades, Hendry Counties)
(813) 489-9300, SC 724-1300

FLORIDA COMMUNITY COLLEGE AT JACKSONVILLE
501 West State Street
Jacksonville, FL 32202-4030
Charles C. Spence, President
(Duval, Nassau Counties)
(904) 632-3000, SC 864-3000

FLORIDA KEYS COMMUNITY COLLEGE
5901 West College Road
Key West, FL 33040
William A. Seeker, President
(Monroe County)
(305) 296-9081, SC 485-1247

GULF COAST COMMUNITY COLLEGE
5230 West Highway 98
Panama City, FL 32401-1044
Robert L. McSpadden, President
(Bay, Franklin, Gulf Counties)
(904) 769-1551, SC 780-1011

HILLSBOROUGH COMMUNITY COLLEGE
P. O. Box 31127
Tampa, FL 33631-3127
Andreas A. Paloumpis, President
(Hillsborough County)
(813) 253-7000, SC 553-7000

INDIAN RIVER COMMUNITY COLLEGE
3209 Virginia Avenue
Fort Pierce, FL 34981-5599
Edwin R. Massey, President
(St. Lucie, Indian River, Martin, Okeechobee Counties)
(407) 462-4700, SC 246-4700

LAKE CITY COMMUNITY COLLEGE
Route 19, Box 1030
Lake City, FL 32305
Murriel Kay Helmer, President
(Columbia, Baker, Dixie, Gilchrist, Union Counties)
(904) 752-1822, SC 840-1011

LAKE-SUMTER COMMUNITY COLLEGE
9501 U.S. Highway 441, South
Leesburg, FL 34788-8751
Robert W. Westrick, President
(Lake, Sumter Counties)
(904) 787-3747, SC 649-1011

MANATEE COMMUNITY COLLEGE
P. O. Box 1849
Bradenton, FL 34206-1849
Stephen J. Korcheck, President
(Manatee, Sarasota Counties)
(813) 755-1511, SC 560-4011

MIAMI-DADE COMMUNITY COLLEGE
300 N. E. Second Avenue
Miami, FL 33132-2297
Eduardo J. Padron, President
(Dade County)
(305) 237-3000, SC 477-3000

NORTH FLORIDA COMMUNITY COLLEGE
1000 Turner Davis Drive
Madison, FL 32340
William O. Brazli, Interim President
(Madison, Hamilton, Jefferson, Lafayette, Suwannee, Taylor Counties)
(904) 973-2288, SC 298-1000

OKALOOSA-WALTON COMMUNITY COLLEGE
100 College Boulevard
Niceville, FL 32578
James R. Richburg, President
(Okaloosa, Walton Counties)
(904) 678-5111, SC 687-1111

PALM BEACH COMMUNITY COLLEGE
4200 Congress Avenue
Lake Worth, FL 33461-4796
Edward M. Eissey, President
(Palm Beach County)
(407) 439-8000, SC 258-8000

PASCO-HERNANDO COMMUNITY COLLEGE
36727 Blanton Road
Dade City, FL 33525-7599
Robert W. Judson, Jr., President
(Hernando, Pasco Counties)
(904) 567-6701, SC 636-1000

PENSACOLA JUNIOR COLLEGE
1000 College Boulevard
Pensacola, FL 32504-8998
Horace E. Hartsell, President
(Escambia, Santa Rosa Counties)
(904) 484-1000, SC 681-1000

POLK COMMUNITY COLLEGE
999 Avenue H, N. E.
Winter Haven, FL 33881-4299
Marilyn VanLeer Peck, President
(Polk County)
(941) 297-1000, SC 580-1000

ST. JOHNS RIVER COMMUNITY COLLEGE
5001 St. Johns Avenue
Palatka, FL 32177-3897
Robert L. McLendon, Jr., President
(Putnam, Clay, St. Johns Counties)
(904) 328-1871, SC 890-4200

ST. PETERSBURG JUNIOR COLLEGE
P. O. Box 13489
St. Petersburg, FL 33733-3489
Carl M. Kuttler, Jr., President
(Pinellas County)
(813) 341-3600, SC 532-3600

SANTA FE COMMUNITY COLLEGE
3000 N.W. 83rd Street
Gainesville, FL 32606
Lawrence W. Tyree, President
(Alachua, Bradford Counties)
(904) 395-5000, SC 650-5000


SEMINOLE COMMUNITY COLLEGE
100 Weldon Boulevard
Sanford, FL 32773-6199
Earl S. Weldon, President
(Seminole County)
(407) 323-1450, SC 353-1011

SOUTH FLORIDA COMMUNITY COLLEGE
600 West College Drive
Avon Park, FL 33825-9399
Catherine P. Cornelius, President
(Highlands, DeSoto, Hardee Counties)
(813) 453-6661, SC 750-1127

TALLAHASSEE COMMUNITY COLLEGE
444 Appleyard Drive
Tallahassee, FL 32304-2895
T. K. Wetherell, President
(Leon, Gadsden, Wakulla Counties)
(904) 922-8244, SC 292-8244

VALENCIA COMMUNITY COLLEGE
P. O. Box 3028
Orlando, FL 32802-3028
Paul C. Gianini, Jr., President
(Orange, Osceola Counties)
(407) 289-5000, SC 339-0111

FOR ADDITIONAL INFORMATION CONTACT CLARK MAXWELL, JR., EXECUTIVE DIRECTOR,
COMMUNITY COLLEGE SYSTEM, 1314 FLORIDA EDUCATION CENTER, TALLAHASSEE, FL 32399-0400
(904) 488-1721, SC 278-1721



FLORIDA DEPARTMENT OF
EDUCATION