

DOCUMENT RESUME

ED 389 244

HE 028 763

TITLE Utilization of Residence Hall Facilities, Fall 1994 with Trends from Fall 1985. Report No. 9-95.

INSTITUTION State Univ. of New York, Albany. Office of Institutional Research and Planning.

PUB DATE Oct 95

NOTE 106p.

AVAILABLE FROM Office of Institutional Research, State University of New York, University Plaza, Albany, NY 12246.

PUB TYPE Reports - Evaluative/Feasibility (142) -- Statistical Data (110)

EDRS PRICE MF01/PC05 Plus Postage.

DESCRIPTORS \*College Buildings; \*College Housing; Dormitories; \*Educational Finance; Enrollment Projections; \*Facility Utilization Research; Higher Education; Income; Resident Assistants; Residential Colleges; Residential Patterns; \*Space Utilization; State Colleges; State Surveys; Tables (Data); Trend Analysis

IDENTIFIERS New York; \*State University of New York

ABSTRACT

Data were gathered and analyzed in fall 1994 on the use of residence hall facilities at all New York state operated colleges with residence halls, and these data were also analyzed for trends in comparison with data since 1985. Twenty-six institutions were surveyed. Findings included the following: (1) total utilization of residence hall facilities (headcount) was 58,054, a decline for the fourth consecutive year and the smallest headcount in the past 10 years; (2) net revenue producing adjusted design capacity also decreased from 1993; (3) the average number of students per resident assistant for the system as a whole remained relatively constant for the past 10 years; (4) percent utilization of net revenue producing adjusted design capacity was 95.8 percent, marginally lower than the previous year of 96 percent; (5) at the University Center at Binghamton, percent utilization surpassed 100 percent and rose to 100.7 percent from 98.7 percent in 1993; (6) percent utilization at colleges of technology and agriculture increased from 96 percent in Fall 1993 to 103.8 percent in 1994; (7) of the institutions surveyed, eight were over-utilized or crowded and one was exactly at capacity. Twelve tables present the data in detail. Appendixes contain a map of institutions and a chronology of their establishment. (JB)

\*\*\*\*\*

\* Reproductions supplied by EDRS are the best that can be made \*  
 \* from the original document. \*

\*\*\*\*\*

ED 389 244

UTILIZATION OF  
RESIDENCE HALL FACILITIES, FALL 1994  
WITH TRENDS FROM FALL 1985

BEST COPY AVAILABLE

AE028763

U.S. DEPARTMENT OF EDUCATION  
Office of Educational Research and Improvement  
EDUCATIONAL RESOURCES INFORMATION  
CENTER (ERIC)

This document has been reproduced as  
received from the person or organization  
originating it.

Minor changes have been made to improve  
reproduction quality.

Points of view or opinions stated in this docu-  
ment do not necessarily represent official  
OEI position or policy.

PERMISSION TO REPRODUCE THIS  
MATERIAL HAS BEEN GRANTED BY

SUNY, Albany

TO THE EDUCATIONAL RESOURCES  
INFORMATION CENTER (ERIC)™

Office of Institutional Research  
Report No. 995

**UTILIZATION OF RESIDENCE HALL FACILITIES, FALL 1994  
WITH TRENDS FROM FALL 1985**

Report Number 9-95

SYSTEM ADMINISTRATION OFFICE OF INSTITUTIONAL RESEARCH  
STATE UNIVERSITY OF NEW YORK  
October 1995

## TABLE OF CONTENTS

|                       | Page |
|-----------------------|------|
| PREFACE .....         | v    |
| INTRODUCTION .....    | vii  |
| SUMMARY OF DATA ..... | ix   |
| DEFINITIONS .....     | xiii |

### PART ONE -- DETAILED TABLES, FALL 1994

|   |    |
|---|----|
| Table 1--Utilization of Original Design Capacity of<br>Residence Hall Facilities, Fall 1994 .....               | 3  |
| Figure 1--Fall 1994 Utilization by Institution within<br>Institution Type .....                                 | 5  |
| Table 2--Utilization of Net Revenue Producing Adjusted<br>Design Capacity, Fall 1994 .....                      | 6  |
| Table 3--Student Occupancy of Net Revenue Producing<br>Adjusted Design Capacity, Fall 1994 .....                | 8  |
| Table 4--Revenue-Producing "Other" Utilization and<br>Percent of Revenue Generated, Fall 1994 .....             | 17 |
| Table 5--Utilization of Net Revenue Producing Adjusted<br>Design Capacity by Rate, Fall 1994 .....              | 19 |
| Table 6--Distribution of Resident Assistant Bed Rental<br>Waivers in Residence Hall Facilities, Fall 1994 ..... | 27 |
| Table 7--Resident Assistant Bed Rental Waivers in<br>Residence Hall Facilities, Fall 1994 .....                 | 29 |

## TABLE OF CONTENTS

Page

### PART TWO -- TRENDS, FALL 1985 THROUGH FALL 1994

|  |    |
|--|----|
| Table 8--Total Utilization of Net Revenue Producing<br>Adjusted Design Capacity of Residence Hall Facilities . . . . .     | 33 |
| Table 9--Percent Utilization of Net Revenue Producing<br>Adjusted Design Capacity . . . . .                                | 34 |
| Figure 2--Trends in Percent Utilization for Each Institution . . . . .   | 35 |
| Table 10--Non-Revenue Assignments in Residence Hall Facilities . . . . .   | 42 |
| Table 11--Revenue Producing Utilization of Residence Halls for<br>Purposes Other Than Resident Student Occupancy . . . . . | 43 |
| Table 12--Number of Students per Resident Assistant . . . . .  | 44 |

### PART THREE -- APPENDIX

Map of State University Institutions

Chronology of Dates of Establishment of Institutions of  
The State University of New York

Publications List

## PREFACE

This report on Utilization of Residence Hall Facilities consists of detailed data collected in the twenty-first annual survey during the Fall of 1994. The report also contains summary data for Fall 1985 through Fall 1994. Detailed tables for Fall 1974 through Fall 1993 inclusive are available in earlier reports published by this office (see the Publications List in the appendix). Details regarding the residence hall program are important in the planning and budgetary functions of each institution. While the survey was specifically designed to meet the data requirements of the State University System Administration Offices of Institutional Research and Planning, Finance and Business, and Student Affairs and Special Programs, requests for these data have subsequently come from many sectors both inside and outside of the State University.

The study includes all State-operated institutions with State-operated residence hall facilities. A listing of these institutions, organized by institution type, can be found on page vi; reference to institution type in this publication, therefore, includes only those institutions listed. The residence hall needs of students at the SUNY College of Environmental Science and Forestry are served by Syracuse University; those at the NYS Statutory Colleges at Cornell by Cornell University; and those at the NYS Statutory College of Ceramics by Alfred University. These institutions are not included in the study. Residence hall facilities available at locally sponsored Community Colleges under the program of the State University of New York are financed in a different manner from those of the State-operated colleges and are also not included in the study. (Only a few Community Colleges have residence hall facilities.)

Graphic displays of percent utilization of residence hall facilities are again included in this publication. Trend data as well as Fall 1994 utilization are displayed for each institution within institution type.

A study of this complexity could not have been completed without the full cooperation of the institutional respondents and of other System Administration Offices. We also thank our secretarial staff, Vikki Mazzone and Kathy Bartoszewicz, who prepared the final transcript and distributed all copies of the publication.

Tommy Annas  
Assistant Provost for Institutional Research

Marilyn Sango-Jordan  
Associate for Institutional Research

**State-Operated Institutions  
with Residence Hall Facilities**

**University Centers**

Albany  
Binghamton  
Buffalo  
Stony Brook

**University Colleges**

Brockport  
Buffalo  
Cortland  
Fredonia  
Geneseo  
New Paltz  
Old Westbury  
Oneonta  
Oswego  
Plattsburgh  
Potsdam  
Purchase

**Health Sciences Centers**

Brooklyn  
Syracuse

**Specialized Colleges**

Maritime  
Utica/Rome

**Colleges of Technology/  
Agriculture**

Alfred  
Canton  
Cobleskill  
Delhi  
Farmingdale  
Morrisville

## INTRODUCTION

The methodology and definitions used in this study have been developed to be consistent with the State University of New York Policies and Procedures Manual. Definitions of the basic concepts used in this report are provided beginning on page xiii.

A general policy change occurred in University management of residence halls between 1985 and 1986. One manifestation of the change is the restructuring of dormitory fiscal operations into a Dormitory Income Fund Reimbursable (DIFR) structure. Accompanying this new structure is a series of alterations in rate setting and revenue generation:

1. The concept of a single University-wide standard double room rate has been replaced by the acceptance of institution-specific standard double room rates, which must fall within a specified range of the average of standard double room rates for all of the State-operated institutions of the State University of New York.
2. The ratio of superior and reduced rates to the standard double rate is now at the discretion of each institution, pending approval from System Administration.
3. The algorithm to calculate the number of allowable Resident Assistant waivers has been greatly simplified. The RA factor concept has been discontinued, and an acceptable range of RA waivers from 4% to 6% of resident student occupancy (headcount) is now in effect.
4. It is now permissible to place lodgings into an inactive status under certain conditions.

For information about the policy, refer to the *Dormitory Income Fund Reimbursable (DIFR) Guidelines* published in November 1987 by the State University of New York Office of Finance and Business.

Three tables have been designed to provide supporting information to evaluate the effect of these policy initiatives on the utilization of residence halls. Table 5, *Utilization of Net Revenue Producing Adjusted Design Capacity by Rate*, shows the schedule of rates developed by each institution as of Fall 1994, as well as the occupancy of facilities at each rate. Tables 6 and 7 deal with Resident Assistant Bed Rental Waivers, showing the distribution and accepted range of bed rental waivers. Increased variability in the ratios of Resident Assistant Bed Rental Waivers to headcount (for example, .67 beds per resident assistant rather than the more usual one to one or two to one) has resulted in Table 6 in the grouping of the more unusual ratios into categories.



The report contains seven tables of data for Fall 1994:

**Table 1** presents aggregated data which describe the original design capacity of the residence hall facilities, the permanent and temporary adjustments to this original capacity, net revenue producing capacity and percent of actual utilization.

**Table 2** provides more detailed data concerning the types of utilization of net revenue producing capacity depicted in Table 1. Resident student utilization and other types of utilization are arrayed in categories as described in the column headings.

**Table 3** focuses on resident student utilization summarized in Table 2. Data are arrayed by institution, type of accommodation and rate paid by the students.

**Table 4** describes revenue-producing utilization of residence halls for other than student occupancy. Net utilization of each campus is arrayed with "other uses" data to clarify the relationship between amount of space available and "other" revenue-generating effort. "Other uses" data are arrayed within each category by bedcount, headcount, and percent of revenue generated.

**Table 5** arrays the utilization of net revenue producing adjusted design capacity by rate. For each institution, revenue-producing utilization is shown in total and then detailed along with the associated rates charged in Fall 1994. The categories show utilization by non-married enrolled students; that of students accommodated as married; and other revenue-producing utilization. Also, the bedcount of unoccupied rooms, suites or apartments is shown for facilities with resident student utilization.

**Table 6** displays, by institution, the distribution of Resident Assistant Bed Rental Waivers in terms of bedcount (actual number of bed rentals waived) and headcount (number of Resident Assistants). Included are ratios of bedcount to headcount. Due to an increase in unusual ratios, they are now grouped into the following categories: two to one; 1.01 - 1.99 to one; one to one; .60 - .99 to one; and .59 or less to one. By far the most common ratios are still two to one and one to one.

**Table 7** augments Table 6 and displays total resident student occupancy, the authorized range of bed rental waivers--from four percent to six percent of the total resident student occupancy--and the total of fractional and whole bed rental waivers. Finally, the number of students per Resident Assistant is shown for each institution and overall.

Tables 8 through 12 depict trends concerning utilization of residence hall facilities from Fall 1985 through Fall 1994:

**Table 8**, total utilization (headcount); **Table 9**, percent utilization; **Table 10**, non-revenue assignments; **Table 11**, revenue producing utilization for purposes other than resident student occupancy (bedcount); and **Table 12**, the ratio of students to resident assistants. The definitions over the ten-year period are consistent with those described beginning on page xiii.

### SUMMARY OF DATA

In the Fall of 1994, the total current utilization of residence hall facilities (headcount) was reported to be 58,054. This was the fourth consecutive year in which total utilization declined. The Fall 1994 level of occupancy represented the smallest total utilization (headcount) in the past ten years and a nine percent decrease from the ten-year peak which occurred in Fall 1988.

#### Summary of Utilization of Original Design Capacity of Residence Hall Facilities, State-Operated Institutions, State University of New York, Fall 1985 through Fall 1994

| Year      | Original Design Capacity (Bedcount) | Net Revenue Producing Adjusted Design Capacity (Bedcount) | Total Utilization (Headcount) | Percent Utilization of Net Revenue Producing Adjusted Design Capacity |
|-----------|-------------------------------------|---|-------------------------------|---|
| Fall 1985 | 68,432                              | 62,737  | 61,701                        | 98.3  |
| Fall 1986 | 68,432                              | 62,488  | 61,506                        | 98.5  |
| Fall 1987 | 68,427                              | 62,313  | 62,703                        | 100.6   |
| Fall 1988 | 68,837                              | 63,141  | 63,957                        | 101.3   |
| Fall 1989 | 68,837                              | 62,668  | 62,039                        | 99.0  |
| Fall 1990 | 68,951                              | 62,438  | 62,324                        | 99.8  |
| Fall 1991 | 70,015                              | 62,713  | 60,672                        | 96.7  |
| Fall 1992 | 70,015                              | 61,869  | 59,211                        | 95.7  |
| Fall 1993 | 70,003                              | 61,340  | 58,857                        | 96.0  |
| Fall 1994 | 70,003                              | 60,600  | 58,054                        | 95.8  |

The Fall 1994 net revenue producing adjusted design capacity (bedcount) also decreased from the prior year to 60,600. The occupancy level (95.8%) was marginally below the Fall 1993 utilization rate (96.0%) and was the second lowest level recorded in the past ten years.

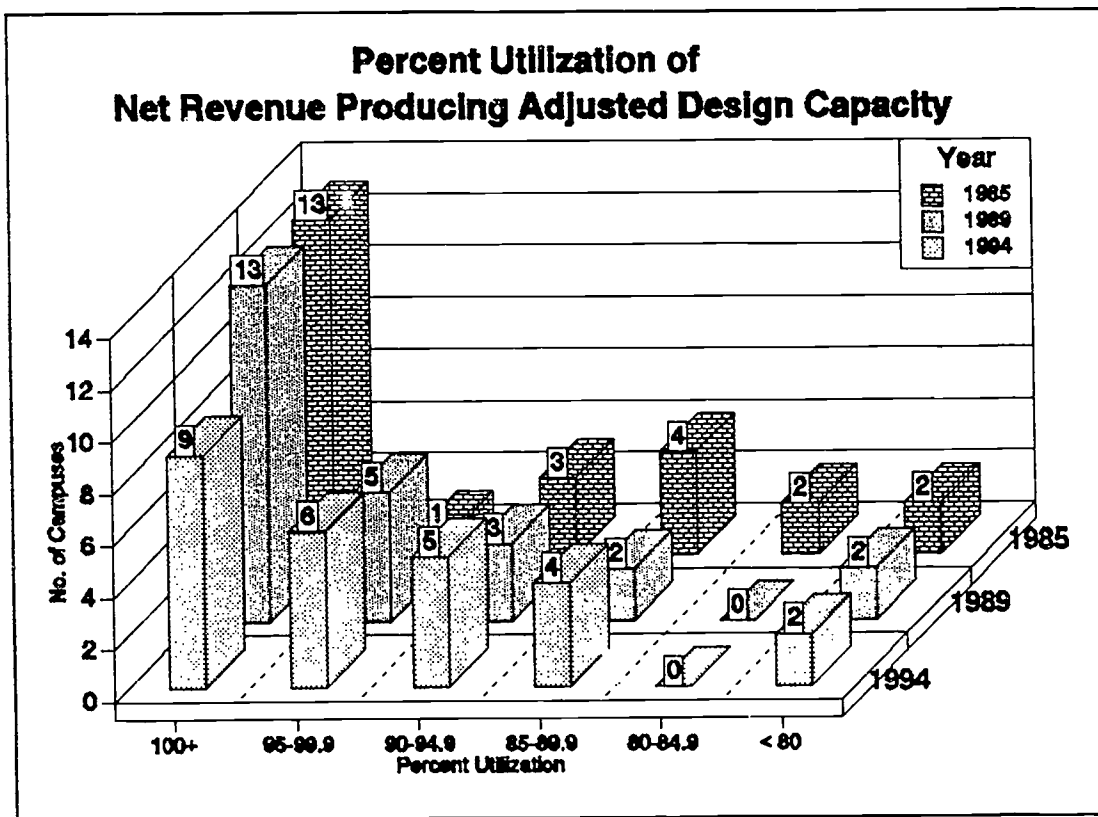
The trend data show that in four of the six years through Fall 1991, revenue producing utilization of residence halls for purposes other than resident student occupancy increased (see Table 11). Fall 1986 and Fall 1989 each showed a decrease from the immediately prior year.

Fall 1992 marked the first of three consecutive decreases in revenue producing utilization for purposes other than resident student occupancy. This is the only period in the past ten years when decreases occurred in more than a single year. The Fall 1994 level of revenue producing utilization for purposes other than resident student occupancy is similar to that of Fall 1987.

While there were some increases and decreases in the number of students per resident assistant for individual institutions, the average number of students per resident assistant for the system as a whole has remained relatively constant for the past ten years (see Tables 7 and 12). In Fall 1994 the average number of students per resident assistant for the system as a whole (25.7) represented a slight decrease from the Fall 1993 level of 26.0. The average level was similar to that of 25.6 in Fall 1987 and Fall 1988. The overall stability in students per Resident Assistant compared to the prior year reflected a lower ratio in most sectors partially balanced by increases in Specialized Colleges and Colleges of Technology/Agriculture.

The percent utilization of net revenue producing adjusted design capacity was reported as 95.8 percent in the Fall of 1994 (see Tables 1 and 9 and Figure 2). This percent utilization was marginally lower than the Fall 1993 utilization of 96.0 percent. For the third consecutive year, both the net revenue producing adjusted design capacity and the total utilization (headcount) decreased while their relationship remained relatively constant. The illustration on page xi shows how the distribution of percent utilization by number of campuses has varied for selected years within the past ten.

At the University Center at Binghamton, Fall 1994 percent utilization surpassed 100 percent, rising to 100.7 from 98.7 percent in Fall 1993. The other three University Centers declined from the prior year in percent utilization of net revenue producing adjusted design capacity (see Table 9). Albany and Buffalo showed headcount decreases while both Binghamton and Stony Brook had headcount increases (see Table 8). However, since Stony Brook also had fewer beds offline in Fall 1994 than in Fall 1993, percent utilization of net revenue producing adjusted design capacity decreased.



The Fall 1994 data reveal that the percent utilization of net revenue producing adjusted design capacity for the University Colleges decreased for the fourth consecutive year from the Fall 1990 ten-year peak of 100.8 percent. As in the prior year, the decrease from Fall 1993 to Fall 1994 was less than one percentage point. Five University Colleges increased in total utilization (headcount) while seven decreased. Of this group, only Geneseo and Old Westbury had higher utilization levels in Fall 1994 than in 1990.

The Fall 1994 data indicate that percent utilization at the Colleges of Technology/Agriculture increased from 96.0 percent in Fall 1993 to 103.8 percent (see Table 9), reversing the prior year's decline. However, the increase in percent utilization reflected decreases in both online accommodations and actual utilization (headcount). Compared to the prior year, in Fall 1994 there were 1,070 additional beds offline in Colleges of Technology/Agriculture residence halls. The resulting decrease in net revenue producing adjusted design capacity more than balanced a decline of some 400 in total utilization headcount (shown in Table 8). Fall 1994 marked the fifth consecutive annual decrease in total utilization for the sector; of the six colleges, only Alfred showed an increase.

Of the 26 institutions surveyed in Fall 1994, facilities at eight were over-utilized or crowded (utilizing more than 100 percent of capacity). These consisted of one University Center (Binghamton), three University Colleges (Cortland, Geneseo, and Old Westbury), and four Colleges of Technology/Agriculture (Canton, Cobleskill, Delhi and Morrisville). One Specialized College (the Institute of Technology at Utica/Rome) was exactly at capacity.

Facilities at the remaining seventeen institutions were under-utilized (showed a negative net utilization). Ten of the seventeen were able to generate revenue through utilization other than student occupancy. Based on projected revenues assigned to the Dormitory IFR for this year, one institution (Brockport), reported no estimated revenue generation for their "other utilization" facility. Percent of revenue generated for all "other utilizations", including the facility at Brockport, averaged 43.2 percent of the total possible student revenue generation, with a high of 100 percent and a low of zero (see Table 4).

## DEFINITIONS

[Note: Terms in capital letters within the definitions are defined elsewhere in the section.]

### Residential Capacity Descriptors

**BEDCOUNT** -- a unit of measure used to describe the capacity of the facility for residential purposes.

**ORIGINAL DESIGN CAPACITY** -- the original residential capacity of the facility (expressed as BEDCOUNT) as determined by architectural plans.

**PERMANENT ADJUSTMENTS TO ORIGINAL DESIGN CAPACITY** -- permanent conversions of on-campus facilities which increase or decrease their residential capacity (expressed as BEDCOUNT).

**NON-REVENUE ASSIGNMENTS** -- residential capacity (expressed as BEDCOUNT) exempted from revenue production for special uses such as for **RESIDENT ASSISTANTS**. These assignments are subject to annual review by System Administration.

**NET REVENUE PRODUCING ADJUSTED DESIGN CAPACITY** -- the capacity of the facility (expressed as BEDCOUNT) available for revenue producing uses. (ORIGINAL DESIGN CAPACITY, less NON-REVENUE ASSIGNMENTS, plus ADDITIONS OR DELETIONS TO ORIGINAL DESIGN.)

**"SINGLE", "DOUBLE", "TRIPLE", ETC.** -- refers to the DESIGN CAPACITY of the facility, NOT its level of occupancy. For example, a "TRIPLE" is NOT a crowded double, but a facility DESIGNED for three occupants.

### Actual Occupancy/Use Descriptors

**HEADCOUNT** -- a measure of use which is the number of students or other persons occupying the facilities usually for residential purposes. Non-residential use of a facility, (e.g. office space) measured in terms of HEADCOUNT, is the number of students displaced by the use of the facility for other purposes.

**RESIDENT STUDENT OCCUPANCY** -- the HEADCOUNT of enrolled students and their spouses who reside in residence hall facilities. (This excludes RESIDENT ASSISTANTS.)

**RESIDENT ASSISTANTS** -- students assigned to and residing in residence hall facilities for the purpose of peer counseling and the betterment of the quality of life within the residence hall complex. The BEDCOUNT of facilities dedicated for RESIDENT ASSISTANT occupancy is exempted wholly or in part from revenue production.

**OTHER USES** -- uses of residence hall facilities for non-residential purposes such as office space or classrooms, or for residential use by students from other colleges or special non-student residential occupancy.

**LEVEL OF OCCUPANCY** -- **SUPERIOR** occupancy refers to a unit occupied at the election of the student(s) by fewer people than its design capacity; **STANDARD** describes occupancy at the exact level of a unit's design capacity; and **REDUCED** occupancy refers to a room occupied by more people, not at the election of the student(s), than its design capacity.

### **Utilization Indices**

**PERCENT OF REVENUE GENERATED -- FOR REVENUE-PRODUCING OTHER USES** -- the estimated percent of revenue which this use will yield compared to what it would yield for regular student use at the given rate.

**CURRENT UTILIZATION** -- the total actual utilization (expressed as **HEADCOUNT**) of an occupied facility's available revenue producing capacity. This is the sum of total **RESIDENT STUDENT OCCUPANCY** and total **OTHER USES**.

**NET UTILIZATION** -- the **CURRENT UTILIZATION** less **NET REVENUE PRODUCING ADJUSTED DESIGN CAPACITY**. This figure is negative (-) if the facility is under-utilized and positive (+) if the facility is over-utilized.

**PART ONE**  
**DETAILED TABLES - FALL 1994**



TABLE 1  
 UTILIZATION OF ORIGINAL DESIGN CAPACITY OF RESIDENCE HALL FACILITIES  
 STATE-OPERATED INSTITUTIONS, ① STATE UNIVERSITY OF NEW YORK, FALL, 1994

| INSTITUTION                          | B E D C O U N T          |                       |                                   |                           |                            |            | TOTAL UTILIZATION HEADCOUNT | NET UTILIZATION | PCT UTILIZATION OF NET REVENUE PRODUCING ADJUSTED DESIGN CAPACITY |  |
|--------------------------------------|--------------------------|-----------------------|-----------------------------------|---------------------------|----------------------------|------------|-----------------------------|-----------------|---|--|
|                                      | ORIGINAL DESIGN CAPACITY | PERMANENT ADJUSTMENTS | TEMPORARY ADJUSTMENTS AND OFFLINE | NON-REVENUE ASSIGNMENTS ② |                            |            |                             |                 |   | NET REVENUE PRODUCING ADJUSTED DESIGN CAPACITY |
|                                      |                          |                       |                                   | TOTAL                     | RESIDENT ASSISTANT WAIVERS | OTHER USES |                             |                 |   |  |
| STATE-OPERATED INSTITUTIONS          | 70,003                   | (2,435)               | (3,047)                           | 3,921                     | 2,928                      | 993        | 60,600                      | 58,054          | (2,546)   | 95.8%  |
| UNIVERSITY CENTERS                   | 24,665                   | (14)                  | (1,055)                           | 1,111                     | 880                        | 231        | 22,485                      | 21,556          | (929)   | 95.9%  |
| ALBANY                               | 6,683                    | 13                    | (576)                             | 212                       | 190                        | 22         | 5,908                       | 5,248           | (660)   | 88.8%  |
| BINGHAMTON                           | 4,912                    | 5                     | -                                 | 282                       | 260                        | 22         | 4,635                       | 4,667           | 32  | 100.7%   |
| BUFFALO (INCLUDES HSC)               | 5,652                    | (4)                   | 60                                | 416                       | 248                        | 168        | 5,292                       | 5,207           | (85)  | 98.4%  |
| STONY BROOK (INCLUDES HSC)           | 7,418 ④                  | (28)                  | (500)                             | 201                       | 182                        | 19         | 6,650                       | 6,434           | (216)   | 96.8%  |
| UNIVERSITY COLLEGES                  | 33,504                   | (2,102)               | (582)                             | 2,110                     | 1,624                      | 486        | 28,710                      | 27,027          | (1,683)   | 94.1%  |
| BROCKPORT                            | 3,875                    | (1,016)               | -                                 | 117                       | 112                        | 5          | 2,742                       | 2,633           | (109)   | 96.0%  |
| BUFFALO                              | 2,859                    | (515)                 | -                                 | 231                       | 71                         | 160        | 2,113                       | 1,491           | (622)   | 70.6%  |
| CORTLAND                             | 2,701                    | (14)                  | -                                 | 349                       | 206                        | 143        | 2,338                       | 2,376           | 38  | 101.6%   |
| FREDONIA                             | 2,669                    | (48)                  | -                                 | 135                       | 135                        | -          | 2,486                       | 2,245           | (241)   | 90.3%  |
| GENESEO                              | 3,195                    | (200)                 | -                                 | 174                       | 174                        | -          | 2,821                       | 3,010           | 189   | 106.7%   |
| NEW PALTZ                            | 2,573                    | (26)                  | -                                 | 280                       | 138                        | 142        | 2,267                       | 2,207           | (60)  | 97.4%  |
| OLD WESTBURY                         | 800                      | (8)                   | -                                 | 48                        | 48                         | -          | 744                         | 750             | 6   | 100.8%   |
| ONEONTA                              | 3,363                    | (26)                  | (452)                             | 102                       | 102                        | -          | 2,783                       | 2,690           | (93)  | 96.7%  |
| OSWEGO                               | 3,988                    | 23                    | -                                 | 253                       | 251                        | 2          | 3,758                       | 3,566           | (192)   | 94.9%  |
| PLATTSBURGH                          | 2,924                    | (10)                  | -                                 | 147                       | 147                        | -          | 2,767                       | 2,500           | (267)   | 90.4%  |
| POTSDAM                              | 2,937                    | (240)                 | (130)                             | 202                       | 178                        | 24         | 2,365                       | 2,084           | (281)   | 88.1%  |
| PURCHASE                             | 1,620                    | (22)                  | -                                 | 72                        | 62                         | 10         | 1,526                       | 1,475           | (51)  | 96.7%  |
| HEALTH SCIENCES CENTERS              | 1,016                    | (69)                  | -                                 | 304                       | 28                         | 276        | 643                         | 533             | (110)   | 82.9%  |
| BROOKLYN                             | 480                      | (51)                  | -                                 | 22                        | 19                         | 3          | 407                         | 352             | (55)  | 86.5%  |
| SYRACUSE                             | 536                      | (18)                  | -                                 | 282                       | 9                          | 273        | 236                         | 181             | (55)  | 76.7%  |
| SPECIALIZED COLLEGES                 | 1,300                    | -                     | 17                                | 33                        | 33                         | -          | 1,284                       | 1,174           | (110)   | 91.4%  |
| MARTIME INST. OF TECH. AT UTICA/ROME | 900                      | -                     | -                                 | 21                        | 21                         | -          | 879                         | 769             | (110)   | 87.5%  |
| COLLEGES OF TECH/AGRIC.              | 400                      | -                     | 17                                | 12                        | 12                         | -          | 405                         | 405             | 0   | 100.0%   |
| COLLEGES OF TECH/AGRIC.              | 9,518                    | (250)                 | (1,427)                           | 363                       | 363                        | 0          | 7,478                       | 7,764           | 286   | 103.8%   |
| ALFRED                               | 2,546                    | (5)                   | (299)                             | 114                       | 114                        | -          | 2,128                       | 2,019           | (109)   | 94.9%  |
| CANTON                               | 864                      | -                     | (144)                             | 31                        | 31                         | -          | 689                         | 835             | 146   | 121.2%   |
| COBLESKILL                           | 1,845                    | (63)                  | (191)                             | 77                        | 77                         | -          | 1,514                       | 1,517           | 3   | 100.2%   |
| DELHI                                | 1,238                    | -                     | -                                 | 50                        | 50                         | -          | 1,188                       | 1,241           | 53  | 104.5%   |
| FARMINGDALE                          | 1,133                    | (103)                 | (515)                             | 29                        | 29                         | -          | 486                         | 450             | (36)  | 92.6%  |
| MORRISVILLE                          | 1,892                    | (79)                  | (278)                             | 62                        | 62                         | -          | 1,473                       | 1,702           | 229   | 115.5%   |

ALL FOOTNOTES APPEAR ON THE FOLLOWING PAGE

TABLE 1  
UTILIZATION OF ORIGINAL DESIGN CAPACITY OF RESIDENCE HALL FACILITIES  
STATE-OPERATED INSTITUTIONS, ① STATE UNIVERSITY OF NEW YORK, FALL 1994

Footnotes

- ① Excludes Empire State College, College of Environmental Science and Forestry, College of Optometry, and the Statutory Colleges
- ② As reported by each institution and including assignments pending review by System Administration, which is responsible for the approval of such assignments.
- ③ Net utilization equals current utilization less net revenue producing adjusted design capacity.
- ④ This figure represents a correction of the original design capacity for Stony Brook. Twelve design singles were previously listed as doubles.

**Figure 1: Fall 1994 Utilization by Institution within Institution Type**

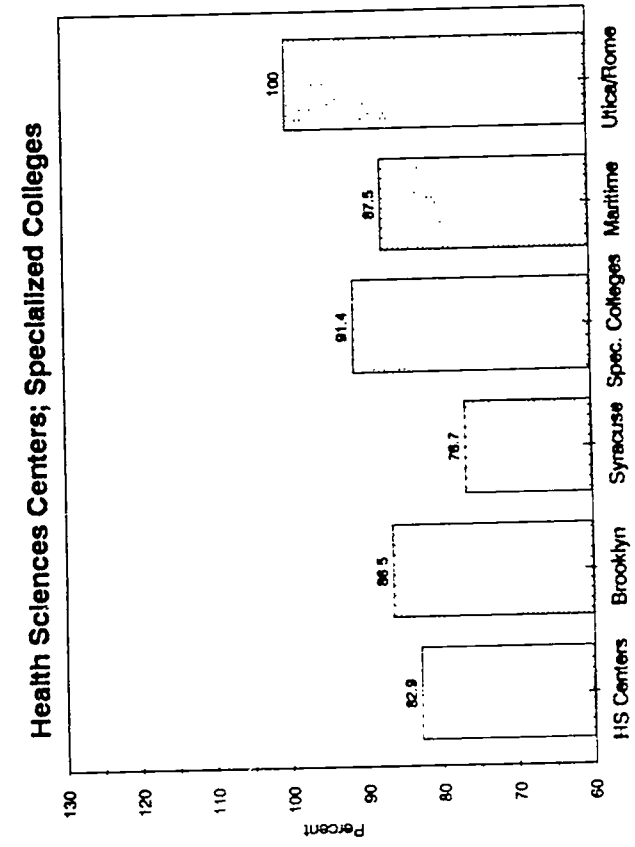
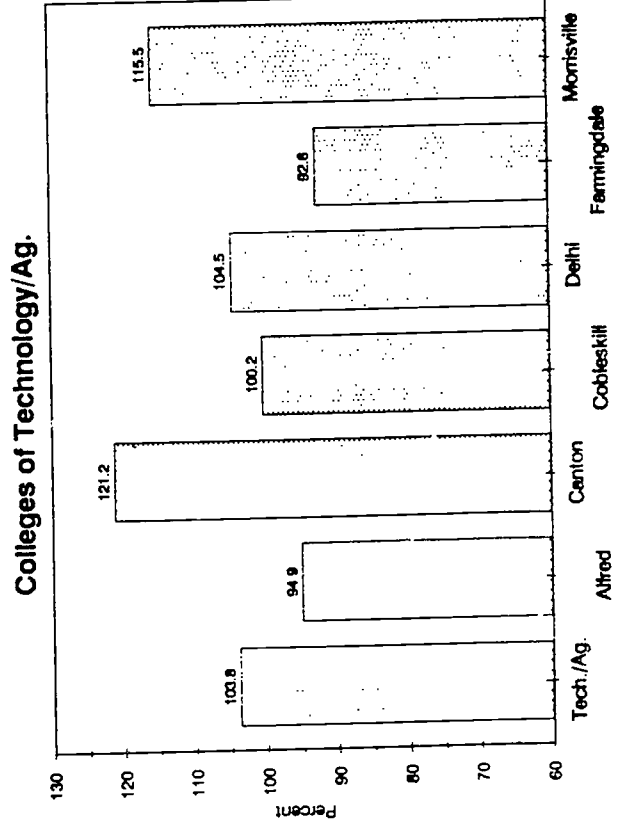
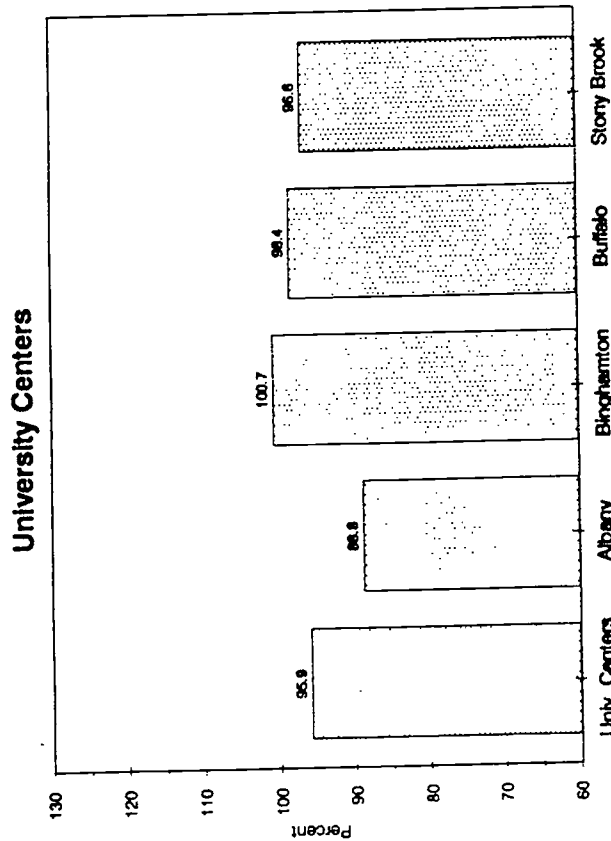
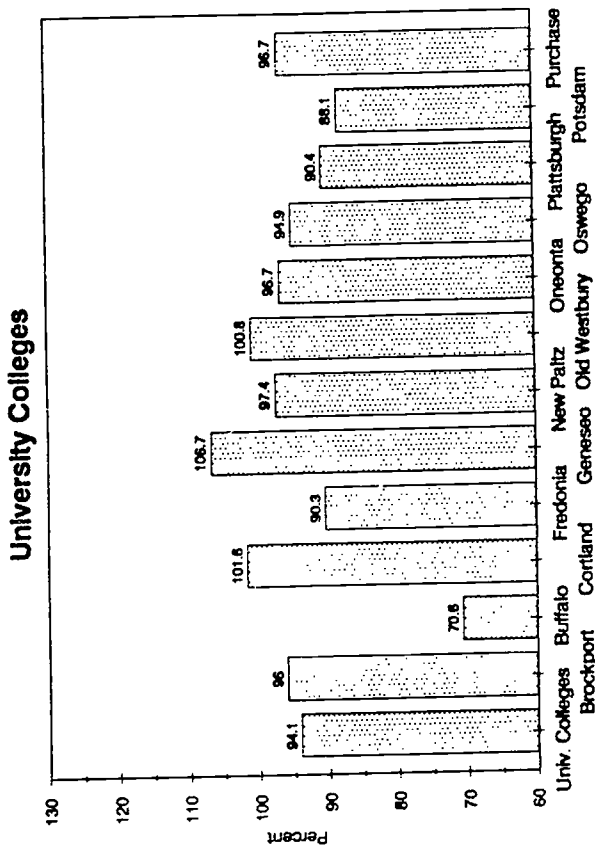


TABLE 2  
UTILIZATION OF NET REVENUE PRODUCING ADJUSTED DESIGN CAPACITY  
STATE-OPERATED INSTITUTIONS, STATE UNIVERSITY OF NEW YORK, FALL 1994

| INSTITUTION                  | TOTAL  |        | RESIDENT STUDENT OCCUPANCY |        | TOTAL |     | HOUSING FOR FACULTY, STAFF, OTHER |     | GUEST ROOMS, CONFERENCE CENTERS |     | ADMINISTRATIVE OFFICES, CLASSROOMS |     |
|------------------------------|--------|--------|----------------------------|--------|-------|-----|-----------------------------------|-----|---------------------------------|-----|------------------------------------|-----|
|                              | BE     | HE     | BE                         | HE     | BE    | HE  | BE                                | HE  | BE                              | HE  | BE                                 | HE  |
|                              | CO     | AD     | CO                         | AD     | CO    | AD  | CO                                | AD  | CO                              | AD  | CO                                 | AD  |
| STATE-OPERATED INSTITUTIONS  | 60,700 | 58,054 | 59,842                     | 57,235 | 858   | 819 | 232                               | 208 | 418                             | 403 | 208                                | 208 |
| UNIVERSITY CENTERS           | 22,485 | 21,556 | 22,330                     | 21,416 | 155   | 140 | 124                               | 124 | 31                              | 16  | 0                                  | 0   |
| ALBANY                       | 5,908  | 5,248  | 5,902                      | 5,242  | 6     | 6   | 6                                 | 6   | -                               | -   | -                                  | -   |
| BINGHAMTON                   | 4,635  | 4,667  | 4,635                      | 4,667  | -     | -   | -                                 | -   | -                               | -   | -                                  | -   |
| BUFFALO (INCLUDES HSC)       | 5,292  | 5,207  | 5,252                      | 5,182  | 40    | 25  | 9                                 | 9   | 31                              | 16  | -                                  | -   |
| STONY BROOK (INCLUDES HSC)   | 6,650  | 6,434  | 6,541                      | 6,325  | 109   | 109 | 109                               | 109 | -                               | -   | -                                  | -   |
| UNIVERSITY COLLEGES          | 28,710 | 27,027 | 28,167                     | 26,484 | 543   | 543 | 54                                | 54  | 387                             | 387 | 102                                | 102 |
| BROCKPORT                    | 2,742  | 2,633  | 2,541                      | 2,432  | 201   | 201 | -                                 | -   | 201                             | 201 | -                                  | -   |
| BUFFALO                      | 2,113  | 1,491  | 2,113                      | 1,491  | -     | -   | -                                 | -   | -                               | -   | -                                  | -   |
| CORTLAND                     | 2,338  | 2,376  | 2,338                      | 2,376  | -     | -   | -                                 | -   | -                               | -   | -                                  | -   |
| FREDONIA                     | 2,486  | 2,245  | 2,486                      | 2,245  | -     | -   | -                                 | -   | -                               | -   | -                                  | -   |
| GENESEO                      | 2,821  | 3,010  | 2,821                      | 3,010  | -     | -   | -                                 | -   | -                               | -   | -                                  | -   |
| NEW PALTZ                    | 2,267  | 2,207  | 2,267                      | 2,207  | -     | -   | -                                 | -   | -                               | -   | -                                  | -   |
| OLD WESTBURY                 | 744    | 750    | 744                        | 750    | -     | -   | -                                 | -   | -                               | -   | -                                  | -   |
| ONEONTA                      | 2,783  | 2,690  | 2,597                      | 2,504  | 186   | 186 | -                                 | -   | 186                             | 186 | -                                  | -   |
| OSWEGO                       | 3,758  | 3,566  | 3,758                      | 3,566  | -     | -   | -                                 | -   | -                               | -   | -                                  | -   |
| PLATTSBURGH                  | 2,767  | 2,500  | 2,713                      | 2,446  | 54    | 54  | 54                                | 54  | -                               | -   | -                                  | -   |
| POTSDAM                      | 2,365  | 2,084  | 2,263                      | 1,982  | 102   | 102 | -                                 | -   | -                               | -   | 102                                | 102 |
| PURCHASE                     | 1,526  | 1,475  | 1,526                      | 1,475  | 0     | 0   | -                                 | -   | -                               | -   | -                                  | -   |
| HEALTH SCIENCES CENTERS      | 643    | 533    | 623                        | 517    | 20    | 16  | 14                                | 10  | 0                               | 0   | 6                                  | 6   |
| BROOKLYN                     | 407    | 352    | 389                        | 338    | 18    | 14  | 12                                | 8   | -                               | -   | 6                                  | 6   |
| SYRACUSE                     | 236    | 181    | 234                        | 179    | 2     | 2   | 2                                 | 2   | -                               | -   | -                                  | -   |
| SPECIALIZED COLLEGES         | 1,284  | 1,174  | 1,144                      | 1,054  | 140   | 120 | 40                                | 20  | 0                               | 0   | 100                                | 100 |
| MARITIME                     | 879    | 769    | 739                        | 649    | 140   | 120 | 40                                | 20  | -                               | -   | 100                                | 100 |
| INST. OF TECH. AT UTICA/ROME | 405    | 405    | 405                        | 405    | -     | -   | -                                 | -   | -                               | -   | -                                  | -   |
| COLLEGES OF TECH/AGRIC.      | 7,578  | 7,764  | 7,578                      | 7,764  | 0     | 0   | 0                                 | 0   | 0                               | 0   | 0                                  | 0   |
| ALFRED                       | 2,128  | 2,019  | 2,128                      | 2,019  | -     | -   | -                                 | -   | -                               | -   | -                                  | -   |
| CANTON                       | 689    | 835    | 689                        | 835    | -     | -   | -                                 | -   | -                               | -   | -                                  | -   |
| COBLESKILL                   | 1,514  | 1,517  | 1,514                      | 1,517  | -     | -   | -                                 | -   | -                               | -   | -                                  | -   |
| DELHI                        | 1,188  | 1,241  | 1,188                      | 1,241  | -     | -   | -                                 | -   | -                               | -   | -                                  | -   |
| FARMINGDALE                  | 486    | 450    | 486                        | 450    | -     | -   | -                                 | -   | -                               | -   | -                                  | -   |
| MORRISVILLE                  | 1,573  | 1,702  | 1,573                      | 1,702  | -     | -   | -                                 | -   | -                               | -   | -                                  | -   |

ALL FOOTNOTES APPEAR ON THE FOLLOWING PAGE

TABLE 2  
UTILIZATION OF NET REVENUE PRODUCING ADJUSTED DESIGN CAPACITY  
STATE-OPERATED INSTITUTIONS, ① STATE UNIVERSITY OF NEW YORK, FALL 1994

Footnotes

- ① Excludes Empire State College, College of Environmental Science and Forestry, College of Optometry, and the Statutory Colleges.
- ② Headcount is the same as net revenue producing adjusted design capacity because there are no under- or overutilization measures for these cases. The number of adjusted design capacity beds used for such purposes as Guest Rooms, Conference Centers, Administrative Office Space, Classrooms, Educational Programs, State Agencies, etc., is the same as the total possible number of persons (students) who are displaced by these "Other Utilization" arrangements.

95/1324 - 2  
MSJ

25

SYSTEM ADMINISTRATION OFFICE OF  
INSTITUTIONAL RESEARCH  
STATE UNIVERSITY OF NEW YORK  
SEPTEMBER 12, 1995

26

TABLE 3  
STUDENT OCCUPANCY OF NET REVENUE PRODUCING ADJUSTED DESIGN CAPACITY  
STATE-OPERATED INSTITUTIONS, ① STATE UNIVERSITY OF NEW YORK, FALL 1994

| INSTITUTION<br>AND TYPE OF<br>ACCOMMODATION ④ | RESIDENT STUDENT OCCUPANCY ② |           |       |                    |           |          |           |          |           |          |           |  | UNOCCUPIED<br>ACCOMMODATION<br>BEDCOUNT |
|---|------------------------------|-----------|-------|--------------------|-----------|----------|-----------|----------|-----------|----------|-----------|--|---|
|   | TOTAL                        |           |       | RELATIVE RATE PAID |           |          |           |          |           | REDUCED  |           |  |   |
|   |                              |           |       | SUPERIOR           |           | STANDARD |           |          |           |          |           |  |   |
|   | BEDCOUNT                     | HEADCOUNT |       | BEDCOUNT           | HEADCOUNT | BEDCOUNT | HEADCOUNT | BEDCOUNT | HEADCOUNT | BEDCOUNT | HEADCOUNT |  |   |
| <b>STATE-OPERATED INSTITUTIONS</b>            | 59,842                       | 57,235    | 3,495 | 2,192              | 54,304    | 52,953   | 1,399     | 2,090    | 644       |          |           |  |   |
| SINGLES                                       | 3,075                        | 2,533     | 518   | 292                | 2,472     | 2,241    | 0         | 0        | 85        |          |           |  |   |
| DOUBLES                                       | 37,981                       | 36,657    | 2,096 | 1,403              | 34,344    | 33,617   | 1,091     | 1,637    | 450       |          |           |  |   |
| TRIPLES                                       | 1,555                        | 1,584     | 3     | 2                  | 1,501     | 1,514    | 51        | 68       | 0         |          |           |  |   |
| QUADRUPLES                                    | 6,397                        | 5,833     | 400   | 247                | 5,762     | 5,377    | 144       | 209      | 91        |          |           |  |   |
| QUINTUPLES                                    | 1,731                        | 1,615     | 180   | 90                 | 1,518     | 1,491    | 23        | 34       | 10        |          |           |  |   |
| SEXTUPLES                                     | 7,287                        | 6,885     | 266   | 135                | 6,933     | 6,636    | 80        | 114      | 8         |          |           |  |   |
| ⑤ OTHER                                       | 1,816                        | 2,128     | 32    | 23                 | 1,774     | 2,077    | 10        | 28       | 0         |          |           |  |   |
| <b>UNIVERSITY CENTERS</b>                     | 22,330                       | 21,416    | 847   | 502                | 21,212    | 20,699   | 159       | 215      | 112       |          |           |  |   |
| SINGLES                                       | 674                          | 650       | 3     | 2                  | 671       | 648      | 0         | 0        | 0         |          |           |  |   |
| DOUBLES                                       | 10,899                       | 10,740    | 108   | 76                 | 10,725    | 10,589   | 51        | 75       | 15        |          |           |  |   |
| TRIPLES                                       | 1,189                        | 1,163     | 0     | 0                  | 1,138     | 1,095    | 51        | 68       | 0         |          |           |  |   |
| QUADRUPLES                                    | 3,852                        | 3,393     | 342   | 218                | 3,409     | 3,149    | 22        | 26       | 79        |          |           |  |   |
| QUINTUPLES                                    | 1,398                        | 1,302     | 176   | 88                 | 1,189     | 1,180    | 23        | 34       | 10        |          |           |  |   |
| SEXTUPLES                                     | 3,810                        | 3,584     | 216   | 110                | 3,574     | 3,462    | 12        | 12       | 8         |          |           |  |   |
| ⑤ OTHER                                       | 508                          | 584       | 2     | 8                  | 506       | 576      | 0         | 0        | 0         |          |           |  |   |
| <b>ALBANY</b>                                 | 5,902                        | 5,242     | 660   | 330                | 5,100     | 4,882    | 30        | 30       | 112       |          |           |  |   |
| SINGLES                                       | 0                            | 0         | 0     | 0                  | 0         | 0        | 0         | 0        | 0         |          |           |  |   |
| DOUBLES                                       | 660                          | 604       | 42    | 21                 | 600       | 580      | 3         | 3        | 15        |          |           |  |   |
| TRIPLES                                       | 0                            | 0         | 0     | 0                  | 0         | 0        | 0         | 0        | 0         |          |           |  |   |
| QUADRUPLES                                    | 1,754                        | 1,382     | 242   | 121                | 1,419     | 1,247    | 14        | 14       | 79        |          |           |  |   |
| QUINTUPLES                                    | 1,216                        | 1,112     | 174   | 87                 | 1,031     | 1,024    | 1         | 1        | 10        |          |           |  |   |
| SEXTUPLES                                     | 2,272                        | 2,144     | 202   | 101                | 2,050     | 2,031    | 12        | 12       | 8         |          |           |  |   |
| OTHER   | 0                            | 0         | 0     | 0                  | 0         | 0        | 0         | 0        | 0         |          |           |  |   |
| <b>BINGHAMTON</b>                             | 4,635                        | 4,667     | 38    | 26                 | 4,519     | 4,524    | 78        | 117      | 0         |          |           |  |   |
| SINGLES                                       | 3                            | 3         | 0     | 0                  | 3         | 3        | 0         | 0        | 0         |          |           |  |   |
| DOUBLES                                       | 2,302                        | 2,302     | 20    | 10                 | 2,234     | 2,220    | 48        | 72       | 0         |          |           |  |   |
| TRIPLES                                       | 454                          | 411       | 0     | 0                  | 454       | 411      | 0         | 0        | 0         |          |           |  |   |
| QUADRUPLES                                    | 474                          | 467       | 4     | 2                  | 462       | 453      | 8         | 12       | 0         |          |           |  |   |
| QUINTUPLES                                    | 182                          | 190       | 2     | 1                  | 158       | 156      | 22        | 33       | 0         |          |           |  |   |
| SEXTUPLES                                     | 1,034                        | 1,025     | 10    | 5                  | 1,024     | 1,020    | 0         | 0        | 0         |          |           |  |   |
| ⑥ OTHER                                       | 186                          | 269       | 2     | 8                  | 184       | 261      | 0         | 0        | 0         |          |           |  |   |

TABLE 3  
STUDENT OCCUPANCY OF NET REVENUE PRODUCING ADJUSTED DESIGN CAPACITY  
STATE-OPERATED INSTITUTIONS, ① STATE UNIVERSITY OF NEW YORK, FALL 1994

| INSTITUTION<br>AND TYPE OF<br>ACCOMMODATION ① | RESIDENT STUDENT OCCUPANCY ② |        |                    |           |          |           |           |         |     |    | UNOCCUPIED<br>ACCOMMODATION<br>BEDCOUNT |
|---|------------------------------|--------|--------------------|-----------|----------|-----------|-----------|---------|-----|----|---|
|   | TOTAL                        |        | RELATIVE RATE PAID |           |          |           |           | REDUCED |     |    |   |
|   |                              |        | SUPERIOR           |           | STANDARD |           | HEADCOUNT |         |     |    |   |
|   |                              |        | BEDCOUNT           | HEADCOUNT | BEDCOUNT | HEADCOUNT |           |         |     |    |   |
| BUFFALO (INCLUDES HSC)                        | 5,252                        | 5,182  | 101                | 98        | 5,100    | 5,016     | 51        | 68      | 0   | 0  | 0                                       |
| SINGLES                                       | 451                          | 445    | 3                  | 2         | 448      | 443       | 0         | 0       | 0   | 0  | 0                                       |
| DOUBLES                                       | 2,754                        | 2,699  | 2                  | 1         | 2,752    | 2,698     | 0         | 0       | 0   | 0  | 0                                       |
| TRIPLES                                       | 735                          | 752    | 0                  | 0         | 684      | 684       | 51        | 68      | 0   | 0  | 0                                       |
| QUADRUPLES                                    | 1,312                        | 1,286  | 96                 | 95        | 1,216    | 1,191     | 0         | 0       | 0   | 0  | 0                                       |
| QUINTUPLES                                    | 0                            | 0      | 0                  | 0         | 0        | 0         | 0         | 0       | 0   | 0  | 0                                       |
| SEXTUPLES                                     | 0                            | 0      | 0                  | 0         | 0        | 0         | 0         | 0       | 0   | 0  | 0                                       |
| OTHER   | 0                            | 0      | 0                  | 0         | 0        | 0         | 0         | 0       | 0   | 0  | 0                                       |
| STONY BROOK (INCLUDES HSC)                    | 6,541                        | 6,325  | 48                 | 48        | 6,493    | 6,277     | 0         | 0       | 0   | 0  | 0                                       |
| SINGLES                                       | 220                          | 202    | 0                  | 0         | 220      | 202       | 0         | 0       | 0   | 0  | 0                                       |
| DOUBLES                                       | 5,183                        | 5,135  | 44                 | 44        | 5,139    | 5,091     | 0         | 0       | 0   | 0  | 0                                       |
| TRIPLES                                       | 0                            | 0      | 0                  | 0         | 0        | 0         | 0         | 0       | 0   | 0  | 0                                       |
| ③ QUADRUPLES                                  | 312                          | 258    | 0                  | 0         | 312      | 258       | 0         | 0       | 0   | 0  | 0                                       |
| QUINTUPLES                                    | 0                            | 0      | 0                  | 0         | 0        | 0         | 0         | 0       | 0   | 0  | 0                                       |
| ④ SEXTUPLES                                   | 504                          | 415    | 4                  | 4         | 500      | 411       | 0         | 0       | 0   | 0  | 0                                       |
| ⑤ OTHER                                       | 322                          | 315    | 0                  | 0         | 322      | 315       | 0         | 0       | 0   | 0  | 0                                       |
| UNIVERSITY COLLEGES                           | 28,167                       | 26,484 | 2,515              | 1,623     | 24,277   | 23,583    | 928       | 1,278   | 447 | 12 | 423                                     |
| SINGLES                                       | 1,288                        | 867    | 481                | 273       | 795      | 594       | 0         | 0       | 0   | 0  | 0                                       |
| DOUBLES                                       | 20,424                       | 19,206 | 1,892              | 1,279     | 17,381   | 16,962    | 728       | 965     | 0   | 0  | 0                                       |
| TRIPLES                                       | 138                          | 133    | 0                  | 0         | 138      | 133       | 0         | 0       | 0   | 0  | 0                                       |
| QUADRUPLES                                    | 2,539                        | 2,433  | 58                 | 29        | 2,347    | 2,221     | 122       | 183     | 12  | 0  | 0                                       |
| QUINTUPLES                                    | 333                          | 313    | 4                  | 2         | 329      | 311       | 0         | 0       | 0   | 0  | 0                                       |
| SEXTUPLES                                     | 2,511                        | 2,474  | 50                 | 25        | 2,393    | 2,347     | 68        | 102     | 0   | 0  | 0                                       |
| ⑥ OTHER                                       | 934                          | 1,058  | 30                 | 15        | 894      | 1,015     | 10        | 28      | 0   | 0  | 0                                       |
| BROCKPORT                                     | 2,541                        | 2,432  | 44                 | 41        | 2,411    | 2,391     | 0         | 0       | 86  | 0  | 0                                       |
| SINGLES                                       | 43                           | 43     | 38                 | 38        | 5        | 5         | 0         | 0       | 0   | 0  | 0                                       |
| DOUBLES                                       | 732                          | 636    | 4                  | 2         | 642      | 634       | 0         | 0       | 0   | 0  | 0                                       |
| TRIPLES                                       | 0                            | 0      | 0                  | 0         | 0        | 0         | 0         | 0       | 0   | 0  | 0                                       |
| QUADRUPLES                                    | 846                          | 840    | 0                  | 0         | 846      | 840       | 0         | 0       | 0   | 0  | 0                                       |
| QUINTUPLES                                    | 200                          | 196    | 0                  | 0         | 200      | 196       | 0         | 0       | 0   | 0  | 0                                       |
| SEXTUPLES                                     | 720                          | 717    | 2                  | 1         | 718      | 716       | 0         | 0       | 0   | 0  | 0                                       |
| OTHER   | 0                            | 0      | 0                  | 0         | 0        | 0         | 0         | 0       | 0   | 0  | 0                                       |

ALL FOOTNOTES APPEAR ON THE LAST PAGE

TABLE 3  
STUDENT OCCUPANCY OF NET REVENUE PRODUCING ADJUSTED DESIGN CAPACITY  
STATE-OPERATED INSTITUTIONS, ① STATE UNIVERSITY OF NEW YORK, FALL 1984

| INSTITUTION<br>AND TYPE OF<br>ACCOMMODATION ④ | RESIDENT STUDENT OCCUPANCY ② |           |       |                    |           |          |           |          |           |          |           |          | UNOCCUPIED<br>ACCOMMODATION<br>BEDCOUNT ③ |
|---|------------------------------|-----------|-------|--------------------|-----------|----------|-----------|----------|-----------|----------|-----------|----------|---|
|   | TOTAL                        |           |       | RELATIVE RATE PAID |           |          |           |          |           |          |           |          |   |
|   |                              |           |       | SUPERIOR           |           | STANDARD |           | REDUCED  |           |          |           |          |   |
|   | BEDCOUNT                     | HEADCOUNT |       | BEDCOUNT           | HEADCOUNT | BEDCOUNT | HEADCOUNT | BEDCOUNT | HEADCOUNT | BEDCOUNT | HEADCOUNT | BEDCOUNT |   |
| BUFFALO (COLLEGE)                             | 2,113                        | 1,491     | 1,033 | 863                | 898       | 628      | 0         | 0        | 0         | 0        | 0         | 0        | 182                                       |
| SINGLES                                       | 425                          | 226       | 27    | 27                 | 398       | 199      | 0         | 0        | 0         | 0        | 0         | 0        | 0   |
| DOUBLES                                       | 1,688                        | 1,265     | 1,006 | 836                | 500       | 429      | 0         | 0        | 0         | 0        | 0         | 0        | 182                                       |
| TRIPLES                                       | 0                            | 0         | 0     | 0                  | 0         | 0        | 0         | 0        | 0         | 0        | 0         | 0        | 0   |
| QUADRUPLES                                    | 0                            | 0         | 0     | 0                  | 0         | 0        | 0         | 0        | 0         | 0        | 0         | 0        | 0   |
| QUINTUPLES                                    | 0                            | 0         | 0     | 0                  | 0         | 0        | 0         | 0        | 0         | 0        | 0         | 0        | 0   |
| SEXTUPLES                                     | 0                            | 0         | 0     | 0                  | 0         | 0        | 0         | 0        | 0         | 0        | 0         | 0        | 0   |
| OTHER   | 0                            | 0         | 0     | 0                  | 0         | 0        | 0         | 0        | 0         | 0        | 0         | 0        | 0   |
| CORTLAND                                      | 2,338                        | 2,375     | 82    | 41                 | 2,240     | 2,311    | 16        | 24       | 0         | 0        | 0         | 0        | 0   |
| SINGLES                                       | 22                           | 20        | 0     | 0                  | 22        | 20       | 0         | 0        | 0         | 0        | 0         | 0        | 0   |
| DOUBLES                                       | 2,283                        | 2,239     | 82    | 41                 | 2,185     | 2,174    | 16        | 24       | 0         | 0        | 0         | 0        | 0   |
| TRIPLES                                       | 33                           | 33        | 0     | 0                  | 33        | 33       | 0         | 0        | 0         | 0        | 0         | 0        | 0   |
| QUADRUPLES                                    | 0                            | 0         | 0     | 0                  | 0         | 0        | 0         | 0        | 0         | 0        | 0         | 0        | 0   |
| QUINTUPLES                                    | 0                            | 0         | 0     | 0                  | 0         | 0        | 0         | 0        | 0         | 0        | 0         | 0        | 0   |
| SEXTUPLES                                     | 0                            | 0         | 0     | 0                  | 0         | 0        | 0         | 0        | 0         | 0        | 0         | 0        | 0   |
| OTHER   | 0                            | 84        | 0     | 0                  | 0         | 84       | 0         | 0        | 0         | 0        | 0         | 0        | 0   |
| FREDONIA                                      | 2,486                        | 2,245     | 416   | 208                | 2,037     | 2,037    | 0         | 0        | 0         | 0        | 0         | 0        | 33  |
| SINGLES                                       | 416                          | 208       | 416   | 208                | 0         | 0        | 0         | 0        | 0         | 0        | 0         | 0        | 0   |
| DOUBLES                                       | 1,930                        | 1,897     | 0     | 0                  | 1,897     | 1,897    | 0         | 0        | 0         | 0        | 0         | 0        | 33  |
| TRIPLES                                       | 0                            | 0         | 0     | 0                  | 0         | 0        | 0         | 0        | 0         | 0        | 0         | 0        | 0   |
| QUADRUPLES                                    | 0                            | 0         | 0     | 0                  | 0         | 0        | 0         | 0        | 0         | 0        | 0         | 0        | 0   |
| QUINTUPLES                                    | 0                            | 0         | 0     | 0                  | 0         | 0        | 0         | 0        | 0         | 0        | 0         | 0        | 0   |
| SEXTUPLES                                     | 0                            | 0         | 0     | 0                  | 0         | 0        | 0         | 0        | 0         | 0        | 0         | 0        | 0   |
| OTHER   | 140                          | 140       | 0     | 0                  | 140       | 140      | 0         | 0        | 0         | 0        | 0         | 0        | 0   |
| GENESE0                                       | 2,821                        | 3,010     | 14    | 7                  | 2,415     | 2,415    | 392       | 588      | 0         | 0        | 0         | 0        | 0   |
| SINGLES                                       | 43                           | 43        | 0     | 0                  | 43        | 43       | 0         | 0        | 0         | 0        | 0         | 0        | 0   |
| DOUBLES                                       | 2,742                        | 2,931     | 14    | 7                  | 2,336     | 2,336    | 392       | 588      | 0         | 0        | 0         | 0        | 0   |
| TRIPLES                                       | 36                           | 36        | 0     | 0                  | 36        | 36       | 0         | 0        | 0         | 0        | 0         | 0        | 0   |
| QUADRUPLES                                    | 0                            | 0         | 0     | 0                  | 0         | 0        | 0         | 0        | 0         | 0        | 0         | 0        | 0   |
| QUINTUPLES                                    | 0                            | 0         | 0     | 0                  | 0         | 0        | 0         | 0        | 0         | 0        | 0         | 0        | 0   |
| SEXTUPLES                                     | 0                            | 0         | 0     | 0                  | 0         | 0        | 0         | 0        | 0         | 0        | 0         | 0        | 0   |
| OTHER   | 0                            | 0         | 0     | 0                  | 0         | 0        | 0         | 0        | 0         | 0        | 0         | 0        | 0   |

ALL FOOTNOTES APPEAR ON THE LAST PAGE



TABLE 3  
STUDENT OCCUPANCY OF NET REVENUE PRODUCING ADJUSTED DESIGN CAPACITY  
STATE-OPERATED INSTITUTIONS, ① STATE UNIVERSITY OF NEW YORK, FALL 1994

| INSTITUTION<br>AND TYPE OF<br>ACCOMMODATION ④ | RESIDENT STUDENT OCCUPANCY ② |           |                      |           |                      |           |                     |           |                     |           | UNOCCUPIED<br>ACCOMMODATION<br>BEDCOUNT |
|---|------------------------------|-----------|----------------------|-----------|----------------------|-----------|---------------------|-----------|---------------------|-----------|---|
|   | TOTAL                        |           | RELATIVE RATE PAID   |           |                      |           |                     |           | REDUCED             |           |   |
|   | BEDCOUNT                     | HEADCOUNT | SUPERIOR<br>BEDCOUNT | HEADCOUNT | STANDARD<br>BEDCOUNT | HEADCOUNT | REDUCED<br>BEDCOUNT | HEADCOUNT | REDUCED<br>BEDCOUNT | HEADCOUNT |   |
|   |                              |           |                      |           |                      |           |                     |           |                     |           |   |
| NEW PALTZ                                     | 2,267                        | 2,207     | 76                   | 38        | 2,152                | 2,052     | 39                  | 117       | 0                   | 117       | 0                                       |
| SINGLES                                       | 13                           | 13        | 0                    | 0         | 13                   | 13        | 0                   | 0         | 0                   | 0         | 0                                       |
| DOUBLES                                       | 1,232                        | 1,195     | 58                   | 29        | 1,155                | 1,079     | 19                  | 87        | 0                   | 87        | 0                                       |
| TRIPLES                                       | 0                            | 0         | 0                    | 0         | 0                    | 0         | 0                   | 0         | 0                   | 0         | 0                                       |
| QUADRUPLES                                    | 122                          | 112       | 0                    | 0         | 122                  | 112       | 0                   | 0         | 0                   | 0         | 0                                       |
| QUINTUPLES                                    | 0                            | 0         | 0                    | 0         | 0                    | 0         | 0                   | 0         | 0                   | 0         | 0                                       |
| SEXTUPLES                                     | 470                          | 466       | 0                    | 0         | 460                  | 451       | 10                  | 15        | 0                   | 15        | 0                                       |
| OTHER   | 430                          | 421       | 18                   | 9         | 402                  | 397       | 10                  | 15        | 0                   | 15        | 0                                       |
| ①   |                              |           |                      |           |                      |           |                     |           |                     |           |   |
| OLD WESTBURY                                  | 744                          | 750       | 0                    | 0         | 732                  | 732       | 12                  | 18        | 0                   | 18        | 0                                       |
| SINGLES                                       | 158                          | 158       | 0                    | 0         | 158                  | 158       | 0                   | 0         | 0                   | 0         | 0                                       |
| DOUBLES                                       | 586                          | 592       | 0                    | 0         | 574                  | 574       | 12                  | 18        | 0                   | 18        | 0                                       |
| TRIPLES                                       | 0                            | 0         | 0                    | 0         | 0                    | 0         | 0                   | 0         | 0                   | 0         | 0                                       |
| QUADRUPLES                                    | 0                            | 0         | 0                    | 0         | 0                    | 0         | 0                   | 0         | 0                   | 0         | 0                                       |
| QUINTUPLES                                    | 0                            | 0         | 0                    | 0         | 0                    | 0         | 0                   | 0         | 0                   | 0         | 0                                       |
| SEXTUPLES                                     | 0                            | 0         | 0                    | 0         | 0                    | 0         | 0                   | 0         | 0                   | 0         | 0                                       |
| OTHER   | 0                            | 0         | 0                    | 0         | 0                    | 0         | 0                   | 0         | 0                   | 0         | 0                                       |
| ONEONTA                                       | 2,597                        | 2,504     | 184                  | 92        | 2,145                | 2,013     | 266                 | 399       | 2                   | 399       | 2                                       |
| SINGLES                                       | 45                           | 43        | 0                    | 0         | 43                   | 43        | 0                   | 0         | 0                   | 0         | 0                                       |
| DOUBLES                                       | 854                          | 796       | 112                  | 56        | 656                  | 611       | 86                  | 129       | 0                   | 129       | 0                                       |
| TRIPLES                                       | 0                            | 0         | 0                    | 0         | 0                    | 0         | 0                   | 0         | 0                   | 0         | 0                                       |
| QUADRUPLES                                    | 1,003                        | 967       | 44                   | 22        | 837                  | 762       | 122                 | 183       | 0                   | 183       | 0                                       |
| QUINTUPLES                                    | 0                            | 0         | 0                    | 0         | 0                    | 0         | 0                   | 0         | 0                   | 0         | 0                                       |
| SEXTUPLES                                     | 695                          | 698       | 28                   | 14        | 609                  | 597       | 58                  | 87        | 0                   | 87        | 0                                       |
| OTHER   | 0                            | 0         | 0                    | 0         | 0                    | 0         | 0                   | 0         | 0                   | 0         | 0                                       |
| b   |                              |           |                      |           |                      |           |                     |           |                     |           |   |
| OSWEGO  | 3,758                        | 3,566     | 116                  | 58        | 3,526                | 3,487     | 10                  | 21        | 106                 | 21        | 106                                     |
| SINGLES                                       | 8                            | 0         | 0                    | 0         | 0                    | 0         | 0                   | 0         | 0                   | 0         | 0                                       |
| DOUBLES                                       | 3,750                        | 3,503     | 116                  | 58        | 3,526                | 3,430     | 10                  | 15        | 98                  | 15        | 98                                      |
| TRIPLES                                       | 0                            | 0         | 0                    | 0         | 0                    | 0         | 0                   | 0         | 0                   | 0         | 0                                       |
| QUADRUPLES                                    | 0                            | 0         | 0                    | 0         | 0                    | 0         | 0                   | 0         | 0                   | 0         | 0                                       |
| QUINTUPLES                                    | 0                            | 0         | 0                    | 0         | 0                    | 0         | 0                   | 0         | 0                   | 0         | 0                                       |
| SEXTUPLES                                     | 0                            | 0         | 0                    | 0         | 0                    | 0         | 0                   | 0         | 0                   | 0         | 0                                       |
| OTHER   | 0                            | 63        | 0                    | 0         | 0                    | 57        | 0                   | 6         | 0                   | 6         | 0                                       |
| d   |                              |           |                      |           |                      |           |                     |           |                     |           |   |

TABLE 3  
STUDENT OCCUPANCY OF NET REVENUE PRODUCING ADJUSTED DESIGN CAPACITY  
STATE-OPERATED INSTITUTIONS, ① STATE UNIVERSITY OF NEW YORK, FALL 1994

| INSTITUTION<br>AND TYPE OF<br>ACCOMMODATION ④ | RESIDENT STUDENT OCCUPANCY ② |           |                      |           |                      |           |                     |           |                     |           | UNOCCUPIED<br>ACCOMMODATION<br>BEDCOUNT |
|---|------------------------------|-----------|----------------------|-----------|----------------------|-----------|---------------------|-----------|---------------------|-----------|---|
|   | TOTAL                        |           | RELATIVE RATE PAID   |           |                      |           | REDUCED             |           |                     |           |   |
|   | BEDCOUNT                     | HEADCOUNT | SUPERIOR<br>BEDCOUNT | HEADCOUNT | STANDARD<br>BEDCOUNT | HEADCOUNT | REDUCED<br>BEDCOUNT | HEADCOUNT | REDUCED<br>BEDCOUNT | HEADCOUNT |   |
| <b>PLATTSBURGH</b>                            | 2,713                        | 2,446     | 386                  | 193       | 2,318                | 2,241     | 9                   | 12        | 0                   | 0         | 0                                       |
| SINGLES                                       | 49                           | 49        | 0                    | 0         | 49                   | 49        | 0                   | 0         | 0                   | 0         | 0                                       |
| DOUBLES                                       | 2,664                        | 2,397     | 386                  | 193       | 2,269                | 2,192     | 9                   | 12        | 0                   | 0         | 0                                       |
| TRIPLES                                       | 0                            | 0         | 0                    | 0         | 0                    | 0         | 0                   | 0         | 0                   | 0         | 0                                       |
| QUADRUPLES                                    | 0                            | 0         | 0                    | 0         | 0                    | 0         | 0                   | 0         | 0                   | 0         | 0                                       |
| QUINTUPLES                                    | 0                            | 0         | 0                    | 0         | 0                    | 0         | 0                   | 0         | 0                   | 0         | 0                                       |
| SEXTUPLES                                     | 0                            | 0         | 0                    | 0         | 0                    | 0         | 0                   | 0         | 0                   | 0         | 0                                       |
| OTHER   | 0                            | 0         | 0                    | 0         | 0                    | 0         | 0                   | 0         | 0                   | 0         | 0                                       |
| <b>POTSDAM</b>                                | 2,263                        | 1,982     | 164                  | 82        | 1,895                | 1,801     | 184                 | 99        | 20                  | 2         | 0                                       |
| SINGLES                                       | 18                           | 16        | 0                    | 0         | 16                   | 16        | 0                   | 0         | 0                   | 0         | 0                                       |
| DOUBLES                                       | 1,659                        | 1,464     | 114                  | 57        | 1,347                | 1,315     | 184                 | 92        | 14                  | 14        | 0                                       |
| TRIPLES                                       | 9                            | 9         | 0                    | 0         | 9                    | 9         | 0                   | 0         | 0                   | 0         | 0                                       |
| QUADRUPLES                                    | 104                          | 62        | 14                   | 7         | 86                   | 55        | 0                   | 0         | 4                   | 4         | 0                                       |
| QUINTUPLES                                    | 133                          | 117       | 4                    | 2         | 129                  | 115       | 0                   | 0         | 0                   | 0         | 0                                       |
| SEXTUPLES                                     | 260                          | 233       | 20                   | 10        | 240                  | 223       | 0                   | 0         | 0                   | 0         | 0                                       |
| OTHER   | 80                           | 81        | 12                   | 6         | 68                   | 68        | 0                   | 7         | 0                   | 0         | 0                                       |
| ⑤   |                              |           |                      |           |                      |           |                     |           |                     |           |   |
| <b>PURCHASE</b>                               | 1,526                        | 1,475     | 0                    | 0         | 1,508                | 1,475     | 0                   | 0         | 18                  | 0         | 0                                       |
| SINGLES                                       | 48                           | 48        | 0                    | 0         | 48                   | 48        | 0                   | 0         | 0                   | 0         | 0                                       |
| DOUBLES                                       | 304                          | 291       | 0                    | 0         | 294                  | 291       | 0                   | 0         | 10                  | 10        | 0                                       |
| TRIPLES                                       | 60                           | 55        | 0                    | 0         | 60                   | 55        | 0                   | 0         | 0                   | 0         | 0                                       |
| QUADRUPLES                                    | 464                          | 452       | 0                    | 0         | 456                  | 452       | 0                   | 0         | 8                   | 8         | 0                                       |
| QUINTUPLES                                    | 0                            | 0         | 0                    | 0         | 0                    | 0         | 0                   | 0         | 0                   | 0         | 0                                       |
| SEXTUPLES                                     | 366                          | 360       | 0                    | 0         | 366                  | 360       | 0                   | 0         | 0                   | 0         | 0                                       |
| OTHER   | 284                          | 269       | 0                    | 0         | 284                  | 269       | 0                   | 0         | 0                   | 0         | 0                                       |
| ⑥   |                              |           |                      |           |                      |           |                     |           |                     |           |   |
| <b>HEALTH SCIENCES CENTERS</b>                | 623                          | 517       | 87                   | 44        | 524                  | 473       | 0                   | 0         | 12                  | 0         | 0                                       |
| SINGLES                                       | 0                            | 0         | 0                    | 0         | 0                    | 0         | 0                   | 0         | 0                   | 0         | 0                                       |
| DOUBLES                                       | 584                          | 480       | 84                   | 42        | 488                  | 438       | 0                   | 0         | 12                  | 0         | 0                                       |
| TRIPLES                                       | 33                           | 30        | 3                    | 2         | 30                   | 28        | 0                   | 0         | 0                   | 0         | 0                                       |
| QUADRUPLES                                    | 6                            | 7         | 0                    | 0         | 6                    | 7         | 0                   | 0         | 0                   | 0         | 0                                       |
| QUINTUPLES                                    | 0                            | 0         | 0                    | 0         | 0                    | 0         | 0                   | 0         | 0                   | 0         | 0                                       |
| SEXTUPLES                                     | 0                            | 0         | 0                    | 0         | 0                    | 0         | 0                   | 0         | 0                   | 0         | 0                                       |
| OTHER   | 0                            | 0         | 0                    | 0         | 0                    | 0         | 0                   | 0         | 0                   | 0         | 0                                       |

36

33

ALL FOOTNOTES APPEAR ON THE LAST PAGE

TABLE 3  
STUDENT OCCUPANCY OF NET REVENUE PRODUCING ADJUSTED DESIGN CAPACITY  
STATE-OPERATED INSTITUTIONS, ① STATE UNIVERSITY OF NEW YORK, FALL 1994

| INSTITUTION<br>AND TYPE OF<br>ACCOMMODATION ④ | RESIDENT STUDENT OCCUPANCY ② |       |                    |           |          |           |          |           |         |   | UNOCCUPIED<br>③<br>ACCOMMODATION<br>BEDCOUNT |
|---|------------------------------|-------|--------------------|-----------|----------|-----------|----------|-----------|---------|---|--|
|   | TOTAL                        |       | RELATIVE RATE PAID |           |          |           |          |           | REDUCED |   |  |
|   |                              |       | SUPERIOR           |           |          | STANDARD  |          |           |         |   |  |
|   |                              |       | BEDCOUNT           | HEADCOUNT | BEDCOUNT | HEADCOUNT | BEDCOUNT | HEADCOUNT |         |   |  |
| <b>BROOKLYN</b>                               |                              |       |                    |           |          |           |          |           |         |   |  |
| SINGLES                                       | 389                          | 0     | 4                  | 2         | 373      | 336       | 0        | 0         | 0       | 0 | 12   |
| DOUBLES                                       | 0                            | 338   | 0                  | 0         | 0        | 0         | 0        | 0         | 0       | 0 | 0  |
| TRIPLES                                       | 389                          | 0     | 4                  | 2         | 373      | 336       | 0        | 0         | 0       | 0 | 0  |
| QUADRUPLES                                    | 0                            | 0     | 0                  | 0         | 0        | 0         | 0        | 0         | 0       | 0 | 0  |
| QUINTUPLES                                    | 0                            | 0     | 0                  | 0         | 0        | 0         | 0        | 0         | 0       | 0 | 0  |
| SEXTUPLES                                     | 0                            | 0     | 0                  | 0         | 0        | 0         | 0        | 0         | 0       | 0 | 0  |
| OTHER   | 0                            | 0     | 0                  | 0         | 0        | 0         | 0        | 0         | 0       | 0 | 0  |
| <b>SYRACUSE</b>                               |                              |       |                    |           |          |           |          |           |         |   |  |
| SINGLES                                       | 234                          | 0     | 83                 | 42        | 151      | 137       | 0        | 0         | 0       | 0 | 0  |
| DOUBLES                                       | 0                            | 179   | 0                  | 0         | 0        | 0         | 0        | 0         | 0       | 0 | 0  |
| TRIPLES                                       | 195                          | 142   | 80                 | 40        | 115      | 102       | 0        | 0         | 0       | 0 | 0  |
| QUADRUPLES                                    | 33                           | 30    | 3                  | 2         | 30       | 28        | 0        | 0         | 0       | 0 | 0  |
| QUINTUPLES                                    | 6                            | 7     | 0                  | 0         | 6        | 7         | 0        | 0         | 0       | 0 | 0  |
| SEXTUPLES                                     | 0                            | 0     | 0                  | 0         | 0        | 0         | 0        | 0         | 0       | 0 | 0  |
| OTHER   | 0                            | 0     | 0                  | 0         | 0        | 0         | 0        | 0         | 0       | 0 | 0  |
| <b>SPECIALIZED COLLEGES</b>                   |                              |       |                    |           |          |           |          |           |         |   |  |
| SINGLES                                       | 1,144                        | 1,054 | 34                 | 17        | 1,037    | 1,037     | 0        | 0         | 0       | 0 | 73   |
| DOUBLES                                       | 969                          | 879   | 34                 | 17        | 862      | 862       | 0        | 0         | 0       | 0 | 0  |
| TRIPLES                                       | 106                          | 106   | 0                  | 0         | 106      | 106       | 0        | 0         | 0       | 0 | 0  |
| QUADRUPLES                                    | 69                           | 69    | 0                  | 0         | 69       | 69        | 0        | 0         | 0       | 0 | 0  |
| QUINTUPLES                                    | 0                            | 0     | 0                  | 0         | 0        | 0         | 0        | 0         | 0       | 0 | 0  |
| SEXTUPLES                                     | 0                            | 0     | 0                  | 0         | 0        | 0         | 0        | 0         | 0       | 0 | 0  |
| OTHER   | 0                            | 0     | 0                  | 0         | 0        | 0         | 0        | 0         | 0       | 0 | 0  |
| <b>MARITIME</b>                               |                              |       |                    |           |          |           |          |           |         |   |  |
| SINGLES                                       | 739                          | 649   | 34                 | 17        | 632      | 632       | 0        | 0         | 0       | 0 | 73   |
| DOUBLES                                       | 0                            | 649   | 34                 | 17        | 632      | 632       | 0        | 0         | 0       | 0 | 0  |
| TRIPLES                                       | 0                            | 0     | 0                  | 0         | 0        | 0         | 0        | 0         | 0       | 0 | 0  |
| QUADRUPLES                                    | 0                            | 0     | 0                  | 0         | 0        | 0         | 0        | 0         | 0       | 0 | 0  |
| QUINTUPLES                                    | 0                            | 0     | 0                  | 0         | 0        | 0         | 0        | 0         | 0       | 0 | 0  |
| SEXTUPLES                                     | 0                            | 0     | 0                  | 0         | 0        | 0         | 0        | 0         | 0       | 0 | 0  |
| OTHER   | 0                            | 0     | 0                  | 0         | 0        | 0         | 0        | 0         | 0       | 0 | 0  |



TABLE 3  
STUDENT OCCUPANCY OF NET REVENUE PRODUCING ADJUSTED DESIGN CAPACITY  
STATE-OPERATED INSTITUTIONS, ① STATE UNIVERSITY OF NEW YORK, FALL 1994

| INSTITUTION<br>AND TYPE OF<br>ACCOMMODATION ④ | RESIDENT STUDENT OCCUPANCY ② |           |                    |           |          |           |          |           |          |           | UNOCCUPIED<br>ACCOMMODATION<br>BEDCOUNT |   |
|---|------------------------------|-----------|--------------------|-----------|----------|-----------|----------|-----------|----------|-----------|---|---|
|   | TOTAL                        |           | RELATIVE RATE PAID |           |          |           |          |           | REDUCED  |           |   |   |
|   | BEDCOUNT                     | HEADCOUNT | SUPERIOR           |           | STANDARD |           | REDUCED  |           | BEDCOUNT | HEADCOUNT |   |   |
|   |                              |           | BEDCOUNT           | HEADCOUNT | BEDCOUNT | HEADCOUNT | BEDCOUNT | HEADCOUNT |          |           |   |   |
| INST. OF TECH. AT UTICA/ROME                  | 405                          | 405       | 0                  | 0         | 0        | 405       | 405      | 0         | 0        | 0         | 0                                       | 0 |
| SINGLES                                       | 230                          | 230       | 0                  | 0         | 0        | 230       | 230      | 0         | 0        | 0         | 0                                       | 0 |
| DOUBLES                                       | 106                          | 106       | 0                  | 0         | 0        | 106       | 106      | 0         | 0        | 0         | 0                                       | 0 |
| TRIPLES                                       | 69                           | 69        | 0                  | 0         | 0        | 69        | 69       | 0         | 0        | 0         | 0                                       | 0 |
| QUADRUPLES                                    | 0                            | 0         | 0                  | 0         | 0        | 0         | 0        | 0         | 0        | 0         | 0                                       | 0 |
| QUINTUPLES                                    | 0                            | 0         | 0                  | 0         | 0        | 0         | 0        | 0         | 0        | 0         | 0                                       | 0 |
| SEXTUPLES                                     | 0                            | 0         | 0                  | 0         | 0        | 0         | 0        | 0         | 0        | 0         | 0                                       | 0 |
| OTHER   | 0                            | 0         | 0                  | 0         | 0        | 0         | 0        | 0         | 0        | 0         | 0                                       | 0 |
| COLLEGES OF TECH/AGRIC.                       | 7,578                        | 7,764     | 12                 | 6         | 6        | 7,254     | 7,161    | 312       | 597      | 0         | 0                                       | 0 |
| SINGLES                                       | 144                          | 137       | 0                  | 0         | 0        | 144       | 137      | 0         | 0        | 0         | 0                                       | 0 |
| DOUBLES                                       | 5,968                        | 6,125     | 12                 | 6         | 6        | 5,644     | 5,522    | 312       | 597      | 0         | 0                                       | 0 |
| TRIPLES                                       | 126                          | 189       | 0                  | 0         | 0        | 126       | 189      | 0         | 0        | 0         | 0                                       | 0 |
| QUADRUPLES                                    | 0                            | 0         | 0                  | 0         | 0        | 0         | 0        | 0         | 0        | 0         | 0                                       | 0 |
| QUINTUPLES                                    | 0                            | 0         | 0                  | 0         | 0        | 0         | 0        | 0         | 0        | 0         | 0                                       | 0 |
| SEXTUPLES                                     | 966                          | 827       | 0                  | 0         | 0        | 966       | 827      | 0         | 0        | 0         | 0                                       | 0 |
| OTHER   | 374                          | 486       | 0                  | 0         | 0        | 374       | 486      | 0         | 0        | 0         | 0                                       | 0 |
| ALFRED  | 2,128                        | 2,019     | 0                  | 0         | 0        | 2,128     | 2,019    | 0         | 0        | 0         | 0                                       | 0 |
| SINGLES                                       | 10                           | 10        | 0                  | 0         | 0        | 10        | 10       | 0         | 0        | 0         | 0                                       | 0 |
| DOUBLES                                       | 778                          | 728       | 0                  | 0         | 0        | 778       | 728      | 0         | 0        | 0         | 0                                       | 0 |
| TRIPLES                                       | 0                            | 0         | 0                  | 0         | 0        | 0         | 0        | 0         | 0        | 0         | 0                                       | 0 |
| QUADRUPLES                                    | 0                            | 0         | 0                  | 0         | 0        | 0         | 0        | 0         | 0        | 0         | 0                                       | 0 |
| QUINTUPLES                                    | 0                            | 0         | 0                  | 0         | 0        | 0         | 0        | 0         | 0        | 0         | 0                                       | 0 |
| SEXTUPLES                                     | 966                          | 827       | 0                  | 0         | 0        | 966       | 827      | 0         | 0        | 0         | 0                                       | 0 |
| OTHER   | 374                          | 454       | 0                  | 0         | 0        | 374       | 454      | 0         | 0        | 0         | 0                                       | 0 |
| CANTON  | 689                          | 835       | 12                 | 6         | 6        | 421       | 445      | 256       | 384      | 0         | 0                                       | 0 |
| SINGLES                                       | 0                            | 0         | 0                  | 0         | 0        | 0         | 0        | 0         | 0        | 0         | 0                                       | 0 |
| DOUBLES                                       | 689                          | 835       | 12                 | 6         | 6        | 421       | 445      | 256       | 384      | 0         | 0                                       | 0 |
| TRIPLES                                       | 0                            | 0         | 0                  | 0         | 0        | 0         | 0        | 0         | 0        | 0         | 0                                       | 0 |
| QUADRUPLES                                    | 0                            | 0         | 0                  | 0         | 0        | 0         | 0        | 0         | 0        | 0         | 0                                       | 0 |
| QUINTUPLES                                    | 0                            | 0         | 0                  | 0         | 0        | 0         | 0        | 0         | 0        | 0         | 0                                       | 0 |
| SEXTUPLES                                     | 0                            | 0         | 0                  | 0         | 0        | 0         | 0        | 0         | 0        | 0         | 0                                       | 0 |
| OTHER   | 0                            | 0         | 0                  | 0         | 0        | 0         | 0        | 0         | 0        | 0         | 0                                       | 0 |

30

ALL FOOTNOTES APPEAR ON THE LAST PAGE

TABLE 3  
STUDENT OCCUPANCY OF NET REVENUE PRODUCING ADJUSTED DESIGN CAPACITY  
STATE-OPERATED INSTITUTIONS, ① STATE UNIVERSIT Y OF NEW YORK, FALL 1994

| INSTITUTION<br>AND TYPE OF<br>ACCOMMODATION ④ | RESIDENT STUDENT OCCUPANCY ② |           |                    |           |          |           |          |           |          |           | UNOCCUPIED<br>ACCOMMODATION<br>BEDCOUNT |   |
|---|------------------------------|-----------|--------------------|-----------|----------|-----------|----------|-----------|----------|-----------|---|---|
|   | TOTAL                        |           | RELATIVE RATE PAID |           |          |           |          |           | REDUCED  |           |   |   |
|   | BEDCOUNT                     | HEADCOUNT | SUPERIOR           |           | STANDARD |           | REDUCED  |           | BEDCOUNT | HEADCOUNT |   |   |
|   |                              |           | BEDCOUNT           | HEADCOUNT | BEDCOUNT | HEADCOUNT | BEDCOUNT | HEADCOUNT |          |           |   |   |
| COBLESKILL                                    | 1,514                        | 1,517     | 0                  | 0         | 1,514    | 1,517     | 0        | 0         | 0        | 0         | 0                                       | 0 |
| SINGLES                                       | 24                           | 24        | 0                  | 0         | 24       | 24        | 0        | 0         | 0        | 0         | 0                                       | 0 |
| DOUBLES                                       | 1,364                        | 1,304     | 0                  | 0         | 1,364    | 1,304     | 0        | 0         | 0        | 0         | 0                                       | 0 |
| TRIPLES                                       | 126                          | 189       | 0                  | 0         | 126      | 189       | 0        | 0         | 0        | 0         | 0                                       | 0 |
| QUADRUPLES                                    | 0                            | 0         | 0                  | 0         | 0        | 0         | 0        | 0         | 0        | 0         | 0                                       | 0 |
| QUINTUPLES                                    | 0                            | 0         | 0                  | 0         | 0        | 0         | 0        | 0         | 0        | 0         | 0                                       | 0 |
| SEXTUPLES                                     | 0                            | 0         | 0                  | 0         | 0        | 0         | 0        | 0         | 0        | 0         | 0                                       | 0 |
| OTHER   | 0                            | 0         | 0                  | 0         | 0        | 0         | 0        | 0         | 0        | 0         | 0                                       | 0 |
| DELHI   | 1,188                        | 1,241     | 0                  | 0         | 1,132    | 1,157     | 56       | 84        | 0        | 0         | 0                                       | 0 |
| SINGLES                                       | 7                            | 7         | 0                  | 0         | 7        | 7         | 0        | 0         | 0        | 0         | 0                                       | 0 |
| DOUBLES                                       | 1,181                        | 1,202     | 0                  | 0         | 1,125    | 1,118     | 56       | 84        | 0        | 0         | 0                                       | 0 |
| TRIPLES                                       | 0                            | 0         | 0                  | 0         | 0        | 0         | 0        | 0         | 0        | 0         | 0                                       | 0 |
| QUADRUPLES                                    | 0                            | 0         | 0                  | 0         | 0        | 0         | 0        | 0         | 0        | 0         | 0                                       | 0 |
| QUINTUPLES                                    | 0                            | 0         | 0                  | 0         | 0        | 0         | 0        | 0         | 0        | 0         | 0                                       | 0 |
| SEXTUPLES                                     | 0                            | 0         | 0                  | 0         | 0        | 0         | 0        | 0         | 0        | 0         | 0                                       | 0 |
| OTHER   | 0                            | 32        | 0                  | 0         | 0        | 32        | 0        | 0         | 0        | 0         | 0                                       | 0 |
| FARMINGDALE                                   | 486                          | 450       | 0                  | 0         | 486      | 450       | 0        | 0         | 0        | 0         | 0                                       | 0 |
| SINGLES                                       | 80                           | 73        | 0                  | 0         | 80       | 73        | 0        | 0         | 0        | 0         | 0                                       | 0 |
| DOUBLES                                       | 406                          | 377       | 0                  | 0         | 406      | 377       | 0        | 0         | 0        | 0         | 0                                       | 0 |
| TRIPLES                                       | 0                            | 0         | 0                  | 0         | 0        | 0         | 0        | 0         | 0        | 0         | 0                                       | 0 |
| QUADRUPLES                                    | 0                            | 0         | 0                  | 0         | 0        | 0         | 0        | 0         | 0        | 0         | 0                                       | 0 |
| QUINTUPLES                                    | 0                            | 0         | 0                  | 0         | 0        | 0         | 0        | 0         | 0        | 0         | 0                                       | 0 |
| SEXTUPLES                                     | 0                            | 0         | 0                  | 0         | 0        | 0         | 0        | 0         | 0        | 0         | 0                                       | 0 |
| OTHER   | 0                            | 0         | 0                  | 0         | 0        | 0         | 0        | 0         | 0        | 0         | 0                                       | 0 |
| MORRISVILLE                                   | 1,573                        | 1,702     | 0                  | 0         | 1,573    | 1,573     | 0        | 129       | 0        | 0         | 0                                       | 0 |
| SINGLES                                       | 23                           | 23        | 0                  | 0         | 23       | 23        | 0        | 0         | 0        | 0         | 0                                       | 0 |
| DOUBLES                                       | 1,550                        | 1,679     | 0                  | 0         | 1,550    | 1,550     | 0        | 129       | 0        | 0         | 0                                       | 0 |
| TRIPLES                                       | 0                            | 0         | 0                  | 0         | 0        | 0         | 0        | 0         | 0        | 0         | 0                                       | 0 |
| QUADRUPLES                                    | 0                            | 0         | 0                  | 0         | 0        | 0         | 0        | 0         | 0        | 0         | 0                                       | 0 |
| QUINTUPLES                                    | 0                            | 0         | 0                  | 0         | 0        | 0         | 0        | 0         | 0        | 0         | 0                                       | 0 |
| SEXTUPLES                                     | 0                            | 0         | 0                  | 0         | 0        | 0         | 0        | 0         | 0        | 0         | 0                                       | 0 |
| OTHER   | 0                            | 0         | 0                  | 0         | 0        | 0         | 0        | 0         | 0        | 0         | 0                                       | 0 |

ALL FOOTNOTES APPEAR ON THE LAST PAGE

TABLE 3  
STUDENT OCCUPANCY OF NET REVENUE PRODUCING ADJUSTED DESIGN CAPACITY  
STATE-OPERATED INSTITUTIONS, ① STATE UNIVERSITY OF NEW YORK, FALL 1994

### Footnotes

- ① Excludes Empire State College, College of Environmental Science and Forestry, College of Optometry, and the Statutory Colleges.
- ② If headcount exceeds bedcount, the accommodation is over-utilized or "crowded." If bedcount exceeds headcount, the accommodation is under-utilized.
- ③ Beds in completely unoccupied rooms, suites, or apartments.
- ④ Includes rooms, suites, and apartments.
- ⑤ Other types of accommodations including, but not limited to, space used as sleeping quarters not originally designed for that purpose. This includes lounges and study areas where the adjusted design capacity bedcount is zero and septuples and octuples with the appropriate adjusted design capacity bedcount.
- ⑥ Consists of converted lounge space where adjusted capacity bedcount is zero.
- ⑦ Consists of septuples and/or octuples with the appropriate adjusted design capacity bedcount.
- ⑧ Consists of two-bedroom apartments which were designed to accommodate four students.
- ⑨ Consists of three-bedroom apartments which were designed to accommodate six students.
  - a Consists of studio, one-bedroom, and four-bedroom apartments. One-bedroom and studio apartments are classified as "other," since these types of apartments were not specifically designed for student occupancy. They were originally designed as studios or one-bedroom apartments, and the design capacity varies based on the particulars of the facility.
  - b Consists of smaller rooms which, together, were designed as suites or apartments to accommodate six students.
  - c Consists of double rooms designed to accommodate two students, but also contain kitchen facilities.
  - d Consists of space used for sleeping quarters not originally designed for that purpose, where the adjusted design capacity bedcount is zero.
  - e Consists of converted study space where the adjusted design capacity bedcount is zero and of octuples consisting of smaller rooms which together were designed as suites to accommodate eight students.

TABLE 4  
REVENUE-PRODUCING 'OTHER' UTILIZATION AND PERCENT OF REVENUE GENERATED  
STATE-OPERATED INSTITUTIONS. ② STATE UNIVERSITY OF NEW YORK, FALL 1994

| INSTITUTION                        | NET UTILIZATION ③ | TOTAL OTHER USES |            |               |            | HOUSING FOR FACULTY STAFF, OTHER |              |            |            | GUEST ROOMS, CONFERENCE CENTERS |            |            |              | ADMINISTRATIVE OFFICES, CLASSROOMS |        |         |        |
|------------------------------------|-------------------|------------------|------------|---------------|------------|----------------------------------|--------------|------------|------------|---------------------------------|------------|------------|--------------|------------------------------------|--------|---------|--------|
|                                    |                   | % OF ④           |            | % OF ④        |            | % OF ④                           |              | % OF ④     |            | % OF ④                          |            | % OF ④     |              | % OF ④                             |        |         |        |
|                                    |                   | BEDCT            | HEADCT     | REVENUE       | % OF ④     | BEDCT                            | HEADCT       | REVENUE    | % OF ④     | BEDCT                           | HEADCT     | REVENUE    | % OF ④       | BEDCT                              | HEADCT | REVENUE | % OF ④ |
| <b>STATE-OPERATED INSTITUTIONS</b> | <b>(2,546)</b>    | <b>858</b>       | <b>819</b> | <b>43.2</b> ⑤ | <b>232</b> | <b>208</b>                       | <b>90.0</b>  | <b>418</b> | <b>403</b> | <b>13.5</b>                     | <b>208</b> | <b>298</b> | <b>33.7</b>  |                                    |        |         |        |
| <b>UNIVERSITY CENTERS</b>          | <b>(929)</b>      | <b>155</b>       | <b>140</b> | <b>99.3</b>   | <b>124</b> | <b>124</b>                       | <b>99.2</b>  | <b>31</b>  | <b>16</b>  | <b>100.0</b>                    | <b>0</b>   | <b>0</b>   |              |                                    |        |         |        |
| ALBANY                             | (660)             | 6                | 6          | 100.0         | 6          | 6                                | 100.0        | -          | -          | -                               | -          | -          |              |                                    |        |         |        |
| BINGHAMTON                         | 32                | -                | -          | -             | -          | -                                | -            | -          | -          | -                               | -          | -          |              |                                    |        |         |        |
| BUFFALO (INCLUDES HSC)             | (85)              | 40               | 25         | 96.2          | 9          | 9                                | 83.5         | 31         | 16         | 100.0                           | -          | -          |              |                                    |        |         |        |
| STONY BROOK (INCLUDES HSC)         | (216)             | 109              | 109        | 100.0         | 109        | 109                              | 100.0        | -          | -          | -                               | -          | -          |              |                                    |        |         |        |
| <b>UNIVERSITY COLLEGES</b>         | <b>(1,689)</b>    | <b>543</b>       | <b>543</b> | <b>18.4</b>   | <b>54</b>  | <b>54</b>                        | <b>100.0</b> | <b>387</b> | <b>387</b> | <b>6.4</b>                      | <b>102</b> | <b>102</b> | <b>25.0</b>  |                                    |        |         |        |
| BROCKPORT                          | (109)             | 201              | 201        | 0.0           | -          | -                                | -            | 201        | 201        | 0.0                             | -          | -          |              |                                    |        |         |        |
| BUFFALO (COLLEGE)                  | (622)             | -                | -          | -             | -          | -                                | -            | -          | -          | -                               | -          | -          |              |                                    |        |         |        |
| CORTLAND                           | 38                | -                | -          | -             | -          | -                                | -            | -          | -          | -                               | -          | -          |              |                                    |        |         |        |
| FREDONIA                           | (241)             | -                | -          | -             | -          | -                                | -            | -          | -          | -                               | -          | -          |              |                                    |        |         |        |
| GENESEO                            | 189               | -                | -          | -             | -          | -                                | -            | -          | -          | -                               | -          | -          |              |                                    |        |         |        |
| NEW PALTZ                          | (60)              | -                | -          | -             | -          | -                                | -            | -          | -          | -                               | -          | -          |              |                                    |        |         |        |
| OLD WESTBURY                       | 6                 | -                | -          | -             | -          | -                                | -            | -          | -          | -                               | -          | -          |              |                                    |        |         |        |
| ONEONTA                            | (83)              | 186              | 186        | 13.1          | -          | -                                | -            | 186        | 186        | 13.1                            | -          | -          |              |                                    |        |         |        |
| OSWEGO                             | (192)             | -                | -          | -             | -          | -                                | -            | -          | -          | -                               | -          | -          |              |                                    |        |         |        |
| PLATTSBURGH                        | (267)             | 54               | 54         | 100.0         | 54         | 54                               | 100.0        | -          | -          | -                               | -          | -          |              |                                    |        |         |        |
| POTSDAM                            | (281)             | 102              | 102        | 25.0          | -          | -                                | -            | -          | -          | -                               | 102        | 102        | 25.0         |                                    |        |         |        |
| PURCHASE                           | (51)              | -                | -          | -             | -          | -                                | -            | -          | -          | -                               | -          | -          |              |                                    |        |         |        |
| <b>HEALTH SCIENCES CENTERS</b>     | <b>(110)</b>      | <b>20</b>        | <b>16</b>  | <b>100.0</b>  | <b>14</b>  | <b>10</b>                        | <b>100.0</b> | <b>0</b>   | <b>0</b>   | <b>0</b>                        | <b>6</b>   | <b>6</b>   | <b>100.0</b> |                                    |        |         |        |
| BROOKLYN                           | (55)              | 18               | 14         | 100.0         | 12         | 8                                | 100.0        | -          | -          | -                               | 6          | 6          | 100.0        |                                    |        |         |        |
| SYRACUSE                           | (55)              | 2                | 2          | 100.0         | 2          | 2                                | 100.0        | -          | -          | -                               | -          | -          | -            |                                    |        |         |        |
| <b>SPECIALIZED COLLEGES</b>        | <b>(110)</b>      | <b>140</b>       | <b>120</b> | <b>35.9</b>   | <b>40</b>  | <b>20</b>                        | <b>27.4</b>  | <b>0</b>   | <b>0</b>   | <b>0</b>                        | <b>100</b> | <b>100</b> | <b>39.3</b>  |                                    |        |         |        |
| MARITIME                           | (110)             | 140              | 120        | 35.9          | 40         | 20                               | 27.4         | -          | -          | -                               | 100        | 100        | 39.3         |                                    |        |         |        |
| INST. OF TECH AT UTICA/ROME        | 0                 | -                | -          | -             | -          | -                                | -            | -          | -          | -                               | -          | -          | -            |                                    |        |         |        |
| <b>COLLEGES OF TECH./AGRIC.</b>    | <b>286</b>        | <b>0</b>         | <b>0</b>   | <b>0.0</b>    | <b>0</b>   | <b>0</b>                         | <b>0.0</b>   | <b>0</b>   | <b>0</b>   | <b>0</b>                        | <b>0</b>   | <b>0</b>   |              |                                    |        |         |        |
| ALFRED                             | (109)             | -                | -          | -             | -          | -                                | -            | -          | -          | -                               | -          | -          |              |                                    |        |         |        |
| CANTON                             | 146               | -                | -          | -             | -          | -                                | -            | -          | -          | -                               | -          | -          |              |                                    |        |         |        |
| COBLESKILL                         | 3                 | -                | -          | -             | -          | -                                | -            | -          | -          | -                               | -          | -          |              |                                    |        |         |        |
| DELHI                              | 53                | -                | -          | -             | -          | -                                | -            | -          | -          | -                               | -          | -          |              |                                    |        |         |        |
| FARMINGDALE                        | (36)              | -                | -          | -             | -          | -                                | -            | -          | -          | -                               | -          | -          |              |                                    |        |         |        |
| MORRISVILLE                        | 229               | -                | -          | -             | -          | -                                | -            | -          | -          | -                               | -          | -          |              |                                    |        |         |        |

ALL FOOTNOTES APPEAR ON THE FOLLOWING PAGE

TABLE 4  
REVENUE - PRODUCING 'OTHER' UTILIZATION AND PERCENT OF REVENUE GENERATED ①  
STATE - OPERATED INSTITUTIONS, ② STATE UNIVERSITY OF NEW YORK, FALL 1994

Footnotes

- ① See the DEFINITIONS section for a description of "percent of revenue generated."
- ② Excludes Empire State College, College of Environmental Science and Forestry, College of Optometry, and the Statutory Colleges
- ③ Net Utilization, derived in Table 1, is displayed here to facilitate comparison between under - utilization and amount of revenue - generating "other" utilization.
- ④ Total and subtotal percent columns are weighted averages.
- ⑤ Due to the current estimation of revenue generated for the Thompson Conference Center at Brockport (0%), this percent of revenue generated is substantially lower than it was several years ago.
- ⑥ While there are 201 beds assigned to Thompson Conference Center, the semester occupation varies substantially. Based on Fall 1994 estimates, there will not be any revenues assigned to the Dormitory IFR for 1994 - 94.



TABLE 5  
UTILIZATION OF NET REVENUE PRODUCING ADJUSTED DESIGN CAPACITY BY RATE ①  
STATE-OPERATED INSTITUTIONS, ② STATE UNIVERSITY OF NEW YORK, FALL 1994

| INSTITUTION            | TOTAL UTILIZATION |        | ENROLLED STUDENTS EXCEPT MARRIED |        |        |             |                 | MARRIED STUDENTS |        |             |                 | OTHER REVENUE USES |        |  |
|------------------------|-------------------|--------|----------------------------------|--------|--------|-------------|-----------------|------------------|--------|-------------|-----------------|--------------------|--------|--|
|                        | BEDCT             | HEADCT | RATE CHARGED \$                  | BEDCT  | HEADCT | UN-OCCUPIED | RATE CHARGED \$ | BEDCT            | HEADCT | UN-OCCUPIED | RATE CHARGED \$ | BEDCT              | HEADCT |  |
| STATE-OPERATED TOTAL   | 60,700            | 58,054 | 58,608                           | 56,741 | 636    | 590         | 494             | 8                | 858    | 819         |                 |                    |        |  |
| UNIVERSITY CENTERS     | 22,485            | 21,556 | 21,683                           | 20,979 | 112    | 535         | 437             | 0                | 155    | 140         |                 |                    |        |  |
| ALBANY                 | 5,908             | 5,248  | 5,790                            | 5,242  | 112    | 0           | 0               | 0                | 6      | 6           |                 |                    |        |  |
|                        |                   |        | 3,494 ③                          | 8      | 4      |             |                 |                  |        |             |                 |                    |        |  |
|                        |                   |        | 2,478 ③                          | 660    | 330    |             |                 |                  |        |             |                 |                    |        |  |
|                        |                   |        | 2,301                            | 48     | 45     |             |                 | 3                |        |             |                 |                    |        |  |
|                        |                   |        | 2,045                            | 19     | 17     |             |                 | 2                |        |             |                 |                    |        |  |
|                        |                   |        | 1,747                            | 319    | 309    |             |                 | 10               |        |             |                 |                    |        |  |
|                        |                   |        | 1,549                            | 4,706  | 4,507  |             |                 | 97               |        |             |                 |                    |        |  |
|                        |                   |        | 1,239                            | 30     | 30     |             |                 |                  |        |             |                 |                    |        |  |
| BINGHAMTON             | 4,635             | 4,667  | 4,568                            | 4,642  | 0      | 67          | 25              | 0                | 0      | 0           |                 |                    |        |  |
|                        |                   |        | 2,325 ③                          | 2      | 1      |             |                 |                  |        |             |                 |                    |        |  |
|                        |                   |        | 1,885 ③                          | 34     | 17     |             |                 |                  |        |             |                 |                    |        |  |
|                        |                   |        | 1,775                            | 748    | 737    |             |                 |                  |        |             |                 |                    |        |  |
|                        |                   |        | 1,550                            | 93     | 93     |             |                 |                  |        |             |                 |                    |        |  |
|                        |                   |        | 1,515 ⑤                          | 5      | 11     |             |                 |                  |        |             |                 |                    |        |  |
|                        |                   |        | 1,345 ⑥                          | 3,576  | 3,592  |             |                 |                  |        |             |                 |                    |        |  |
|                        |                   |        | 1,190 ⑦                          | 12     | 54     |             |                 |                  |        |             |                 |                    |        |  |
|                        |                   |        | 1,060                            | 20     | 20     |             |                 | 1                |        | 1           |                 |                    |        |  |
| BUFFALO (INCLUDES HSC) | 5,292             | 5,207  | 965 ⑧                            | 78     | 117    |             |                 | 66               | 24     | 40          | 25              |                    |        |  |
|                        |                   |        | 1,941 ③                          | 2      | 1      |             |                 | 0                | 0      | 0           |                 |                    |        |  |
|                        |                   |        | 1,773                            | 3      | 2      |             |                 |                  |        |             |                 |                    |        |  |
|                        |                   |        | 1,748                            | 448    | 443    |             |                 |                  |        |             |                 |                    |        |  |
|                        |                   |        | 1,438                            | 2,752  | 2,698  |             |                 |                  |        |             |                 |                    |        |  |
|                        |                   |        | 1,285                            | 684    | 684    |             |                 |                  |        |             |                 |                    |        |  |
|                        |                   |        | 1,230                            | 96     | 95     |             |                 |                  |        |             |                 |                    |        |  |
|                        |                   |        | 1,141                            | 1,216  | 1,191  |             |                 |                  |        |             |                 |                    |        |  |
|                        |                   |        | 1,090                            | 51     | 68     |             |                 |                  |        |             |                 |                    |        |  |

1,748 a  
1,438 ④

TABLE 5  
UTILIZATION OF NET REVENUE PRODUCING ADJUSTED DESIGN CAPACITY BY RATE ①  
STATE-OPERATED INSTITUTIONS. ② STATE UNIVERSITY OF NEW YORK, FALL 1994

| INSTITUTION                | TOTAL UTILIZATION |        | ENROLLED STUDENTS EXCEPT MARRIED |        |        |             | MARRIED STUDENTS |       |        |             | OTHER REVENUE USES |       |        |  |
|----------------------------|-------------------|--------|----------------------------------|--------|--------|-------------|------------------|-------|--------|-------------|--------------------|-------|--------|--|
|                            | BEDCT             | HEADCT | RATE CHARGED \$                  | BEDCT  | HEADCT | UN-OCCUPIED | RATE CHARGED \$  | BEDCT | HEADCT | UN-OCCUPIED | RATE CHARGED \$    | BEDCT | HEADCT |  |
| STONY BROOK (INCLUDES HSC) | 6,650             | 6,434  |                                  | 6,073  | 5,913  | 0           |                  | 468   | 412    | 0           |                    | 109   | 109    |  |
|                            |                   |        | 2,166                            | 44     | 44     |             |                  |       |        |             | 1,733 ④            | 3     | 3      |  |
|                            |                   |        | 1,733                            | 220    | 202    |             |                  |       |        |             | 1,507 ④            | 20    | 20     |  |
|                            |                   |        | 1,507                            | 5,139  | 5,091  |             | 990 b            | 24    | 24     |             | 990 ④, b           | 12    | 12     |  |
|                            |                   |        |                                  |        |        |             | 730 b            | 58    | 56     |             |                    |       |        |  |
|                            |                   |        |                                  |        |        |             | 607 b            | 98    | 98     |             | 656 ④, b           | 6     | 6      |  |
|                            |                   |        |                                  |        |        |             | 495 b            | 288   | 234    |             | 607 ④, b           | 42    | 42     |  |
|                            |                   |        | 345 b                            | 4      | 4      |             |                  |       |        |             | 495 ④, b           | 12    | 12     |  |
|                            |                   |        | 326 b                            | 166    | 161    |             |                  |       |        |             | 326 ④, b           | 2     | 2      |  |
|                            |                   |        | 230 b                            | 332    | 265    |             |                  |       |        |             | 230 ④, b           | 8     | 8      |  |
|                            |                   |        | 217 b                            | 168    | 146    |             |                  |       |        |             | 217 ④, b           | 4     | 4      |  |
| UNIVERSITY COLLEGES        | 28,710            | 27,027 |                                  | 27,700 | 26,464 | 439         |                  | 20    | 20     | 8           |                    | 543   | 543    |  |
| BROCKPORT                  | 2,742             | 2,633  |                                  | 2,455  | 2,432  | 86          |                  | 0     | 0      | 0           |                    | 201   | 201    |  |
|                            |                   |        | 2,070 ③                          | 44     | 41     |             |                  |       |        |             |                    |       |        |  |
|                            |                   |        | 1,380                            | 2,411  | 2,391  | 86          |                  |       |        |             | 1,380 c            | 201   | 201    |  |
| BUFFALO (COLLEGE)          | 2,113             | 1,491  |                                  | 1,931  | 1,491  | 182         |                  | 0     | 0      | 0           |                    | 0     | 0      |  |
|                            |                   |        | 1,490                            | 27     | 27     |             |                  |       |        |             |                    |       |        |  |
|                            |                   |        | 1,400                            | 398    | 199    |             |                  |       |        |             |                    |       |        |  |
|                            |                   |        | 1,340                            | 1,006  | 836    | 182         |                  |       |        |             |                    |       |        |  |
|                            |                   |        | 1,250                            | 500    | 429    |             |                  |       |        |             |                    |       |        |  |
| CORTLAND                   | 2,338             | 2,376  |                                  | 2,338  | 2,376  | 0           |                  | 0     | 0      | 0           |                    | 0     | 0      |  |
|                            |                   |        | 2,045 ③                          | 82     | 41     |             |                  |       |        |             |                    |       |        |  |
|                            |                   |        | 1,705                            | 22     | 20     |             |                  |       |        |             |                    |       |        |  |
|                            |                   |        | 1,375                            | 2,218  | 2,291  |             |                  |       |        |             |                    |       |        |  |
|                            |                   |        | 1,238 ③                          | 16     | 24     |             |                  |       |        |             |                    |       |        |  |

52

ALL FOOTNOTES APPEAR ON THE LAST TWO PAGES

TABLE 5  
 UTILIZATION OF NET REVENUE PRODUCING ADJUSTED DESIGN CAPACITY BY RATE ①  
 STATE-OPERATED INSTITUTIONS, ② STATE UNIVERSITY OF NEW YORK, FALL 1994

| INSTITUTION  | TOTAL UTILIZATION |        | ENROLLED STUDENTS EXCEPT MARRIED |       |        |             |                 | MARRIED STUDENTS |        |             |                 |       | OTHER REVENUE USES |                 |       |        |
|--------------|-------------------|--------|----------------------------------|-------|--------|-------------|-----------------|------------------|--------|-------------|-----------------|-------|--------------------|-----------------|-------|--------|
|              | BEDCT             | HEADCT | RATE CHARGED \$                  | BEDCT | HEADCT | UN-OCCUPIED | RATE CHARGED \$ | BEDCT            | HEADCT | UN-OCCUPIED | RATE CHARGED \$ | BEDCT | HEADCT             | RATE CHARGED \$ | BEDCT | HEADCT |
| FREDONIA     | 2,486             | 2,245  |                                  | 2,453 | 2,245  | 33          |                 | 0                | 0      | 0           |                 | 0     | 0                  | 0               | 0     | 0      |
|              |                   |        | 2,000 ③                          | 32    | 16     |             |                 |                  |        |             |                 |       |                    |                 |       |        |
|              |                   |        | 1,750 ③                          | 384   | 192    |             |                 |                  |        |             |                 |       |                    |                 |       |        |
|              |                   |        | 1,500                            | 16    | 16     |             |                 |                  |        |             |                 |       |                    |                 |       |        |
|              |                   |        | 1,375 d                          | 140   | 140    |             |                 |                  |        |             |                 |       |                    |                 |       |        |
|              |                   |        | 1,250                            | 1,881 | 1,881  | 33          |                 |                  |        |             |                 |       |                    |                 |       |        |
| GENESEO      | 2,821             | 3,010  |                                  | 2,821 | 3,010  | 0           |                 | 0                | 0      | 0           |                 | 0     | 0                  | 0               | 0     | 0      |
|              |                   |        | 2,245 ③                          | 14    | 7      |             |                 |                  |        |             |                 |       |                    |                 |       |        |
|              |                   |        | 1,310                            | 842   | 842    |             |                 |                  |        |             |                 |       |                    |                 |       |        |
|              |                   |        | 1,285                            | 1,078 | 1,078  |             |                 |                  |        |             |                 |       |                    |                 |       |        |
|              |                   |        | 1,260                            | 388   | 388    |             |                 |                  |        |             |                 |       |                    |                 |       |        |
|              |                   |        | 1,230                            | 107   | 107    |             |                 |                  |        |             |                 |       |                    |                 |       |        |
|              |                   |        | 1,025 ④                          | 392   | 588    |             |                 |                  |        |             |                 |       |                    |                 |       |        |
| NEW PALTZ    | 2,267             | 2,207  |                                  | 2,267 | 2,207  | 0           |                 | 0                | 0      | 0           |                 | 0     | 0                  | 0               | 0     | 0      |
|              |                   |        | 2,040 ③                          | 76    | 38     |             |                 |                  |        |             |                 |       |                    |                 |       |        |
|              |                   |        | 1,700                            | 13    | 13     |             |                 |                  |        |             |                 |       |                    |                 |       |        |
|              |                   |        | 1,360                            | 2,152 | 2,052  |             |                 |                  |        |             |                 |       |                    |                 |       |        |
|              |                   |        | 1,007 ⑤                          | 26    | 104    |             |                 |                  |        |             |                 |       |                    |                 |       |        |
| OLD WESTBURY | 744               | 750    |                                  | 744   | 750    | 0           |                 | 0                | 0      | 0           |                 | 0     | 0                  | 0               | 0     | 0      |
|              |                   |        | 1,704                            | 158   | 158    |             |                 |                  |        |             |                 |       |                    |                 |       |        |
|              |                   |        | 1,492                            | 574   | 574    |             |                 |                  |        |             |                 |       |                    |                 |       |        |
|              |                   |        | 995 ⑥                            | 12    | 18     |             |                 |                  |        |             |                 |       |                    |                 |       |        |
| ONEONTA      | 2,783             | 2,690  |                                  | 2,595 | 2,504  | 2           |                 | 0                | 0      | 0           |                 | 0     | 0                  | 0               | 186   | 186    |
|              |                   |        | 2,170 ③                          | 102   | 51     |             |                 |                  |        |             |                 |       |                    |                 |       |        |
|              |                   |        | 1,889 ③                          | 82    | 41     |             |                 |                  |        |             |                 |       |                    |                 |       |        |
|              |                   |        | 1,808                            | 43    | 43     | 2           |                 |                  |        |             |                 |       |                    |                 |       |        |
|              |                   |        | 1,534                            | 1,531 | 1,437  |             |                 |                  |        |             |                 |       |                    |                 |       |        |
|              |                   |        | 1,439                            | 571   | 533    |             |                 |                  |        |             |                 |       |                    |                 |       |        |
|              |                   |        | 1,280 ⑦                          | 180   | 270    |             |                 |                  |        |             |                 |       |                    |                 |       |        |
|              |                   |        | 1,187 ⑧                          | 86    | 129    |             |                 |                  |        |             |                 |       |                    |                 |       |        |



TABLE 5  
 UTILIZATION OF NET REVENUE PRODUCING ADJUSTED DESIGN CAPACITY BY RATE ①  
 STATE-OPERATED INSTITUTIONS, ② STATE UNIVERSITY OF NEW YORK, FALL 1994

| INSTITUTION             | TOTAL UTILIZATION |        | ENROLLED STUDENTS EXCEPT MARRIED |       |        |             | MARRIED STUDENTS |       |        |             | OTHER REVENUE USES |       |        |  |
|-------------------------|-------------------|--------|----------------------------------|-------|--------|-------------|------------------|-------|--------|-------------|--------------------|-------|--------|--|
|                         | BEDCT             | HEADCT | RATE CHARGED \$                  | BEDCT | HEADCT | UN-OCCUPIED | RATE CHARGED \$  | BEDCT | HEADCT | UN-OCCUPIED | RATE CHARGED \$    | BEDCT | HEADCT |  |
| OSWEGO                  | 3,758             | 3,566  |                                  | 3,652 | 3,566  | 106         |                  | 0     | 0      | 0           |                    | 0     | 0      |  |
|                         |                   |        | 2,103 ③                          | 116   | 58     |             |                  |       |        |             |                    |       |        |  |
|                         |                   |        | 1,515                            |       |        | 8           |                  |       |        |             |                    |       |        |  |
|                         |                   |        | 1,415                            | 3,526 | 3,487  | 98          |                  |       |        |             |                    |       |        |  |
|                         |                   |        | 1,265 ④                          | 10    | 21     |             |                  |       |        |             |                    |       |        |  |
| PLATTSBURGH             | 2,767             | 2,500  |                                  | 2,713 | 2,446  | 0           |                  | 0     | 0      | 0           |                    | 54    | 54     |  |
|                         |                   |        | 1,604 ③                          | 386   | 193    |             |                  |       |        |             |                    |       |        |  |
|                         |                   |        | 1,310                            | 49    | 49     |             |                  |       |        |             |                    |       |        |  |
|                         |                   |        | 1,260                            | 2,269 | 2,192  |             |                  |       |        |             | 1,260 ④            | 54    | 54     |  |
|                         |                   |        | 865 ⑤                            | 9     | 12     |             |                  |       |        |             |                    |       |        |  |
| POTSDAM                 | 2,365             | 2,084  |                                  | 2,243 | 1,982  | 20          |                  | 0     | 0      | 0           |                    | 102   | 102    |  |
|                         |                   |        | 1,950 ③                          | 164   | 82     |             |                  |       |        |             |                    |       |        |  |
|                         |                   |        | 1,450                            | 431   | 401    | 4           |                  |       |        |             |                    |       |        |  |
|                         |                   |        | 1,425 f                          | 200   | 115    | 2           |                  |       |        |             | 1,425 g            | 102   | 102    |  |
|                         |                   |        | 1,400                            | 66    | 58     |             |                  |       |        |             |                    |       |        |  |
|                         |                   |        | 1,375                            | 1,350 | 1,318  | 14          |                  |       |        |             |                    |       |        |  |
|                         |                   |        | 725 h                            | 32    | 8      |             |                  |       |        |             |                    |       |        |  |
| PURCHASE                | 1,526             | 1,475  |                                  | 1,488 | 1,455  | 10          |                  | 20    | 20     | 8           |                    | 0     | 0      |  |
|                         |                   |        |                                  |       |        |             | 3,180            | 20    | 20     | 8           |                    |       |        |  |
|                         |                   |        | 1,820                            | 180   | 180    |             |                  |       |        |             |                    |       |        |  |
|                         |                   |        | 1,685                            | 48    | 48     |             |                  |       |        |             |                    |       |        |  |
|                         |                   |        | 1,620                            | 494   | 486    | 8           |                  |       |        |             |                    |       |        |  |
|                         |                   |        | 1,495                            | 706   | 686    | 2           |                  |       |        |             |                    |       |        |  |
|                         |                   |        | 1,350                            | 60    | 55     |             |                  |       |        |             |                    |       |        |  |
| HEALTH SCIENCES CENTERS | 643               | 533    |                                  | 576   | 480    | 12          |                  | 35    | 37     | 0           |                    | 20    | 16     |  |
| BROOKLYN                | 407               | 352    |                                  | 363   | 326    | 12          |                  | 14    | 12     | 0           |                    | 18    | 14     |  |
|                         |                   |        |                                  |       |        |             | 3,760            | 6     | 4      |             |                    |       |        |  |
|                         |                   |        |                                  |       |        |             | 2,993            | 8     | 8      |             |                    |       |        |  |

58

55

ALL FOOTNOTES APPEAR ON THE LAST TWO PAGES

TABLE 5  
UTILIZATION OF NET REVENUE PRODUCING ADJUSTED DESIGN CAPACITY BY RATE ①  
STATE-OPERATED INSTITUTIONS. ② STATE UNIVERSITY OF NEW YORK, FALL 1994

| INSTITUTION                  | TOTAL UTILIZATION |        | ENROLLED STUDENTS EXCEPT MARRIED |       |        |             | MARRIED STUDENTS |       |        |             | OTHER REVENUE USES |       |        |  |
|------------------------------|-------------------|--------|----------------------------------|-------|--------|-------------|------------------|-------|--------|-------------|--------------------|-------|--------|--|
|                              | BEDCT             | HEADCT | RATE CHARGED \$                  | BEDCT | HEADCT | UN-OCCUPIED | RATE CHARGED \$  | BEDCT | HEADCT | UN-OCCUPIED | RATE CHARGED \$    | BEDCT | HEADCT |  |
| BROOKLYN<br>(continued)      |                   |        | 2,973 ③                          | 4     | 2      |             |                  |       |        |             | 2,230 ④            | 3     | 3      |  |
|                              |                   |        | 2,230                            | 104   | 69     | 8           |                  |       |        |             | 1,17 ④             | 9     | 5      |  |
|                              |                   |        | 1,487                            | 165   | 165    | 4           |                  |       |        |             | 1,202 ④            | 6     | 6      |  |
|                              |                   |        | 1,202                            | 90    | 90     |             |                  |       |        |             |                    |       |        |  |
| SYRACUSE                     | 236               | 181    |                                  | 213   | 154    | 0           |                  | 21    | 25     | 0           |                    | 2     | 2      |  |
|                              |                   |        | 3,009                            | 3     | 2      |             | 3,009            | 6     | 7      |             |                    |       |        |  |
|                              |                   |        |                                  |       |        |             | 2,742            | 5     | 7      |             |                    |       |        |  |
|                              |                   |        |                                  |       |        |             | 2,370            | 10    | 11     |             |                    |       |        |  |
| SPECIALIZED COLLEGES         | 1,284             | 1,174  |                                  | 1,071 | 1,054  | 73          |                  | 0     | 0      | 0           |                    | 140   | 120    |  |
|                              |                   |        |                                  | 666   | 649    | 73          |                  | 0     | 0      | 0           |                    | 140   | 120    |  |
|                              |                   |        | 2,830 ③                          | 34    | 17     |             |                  |       |        |             | 1,311 ④            | 2     | 2      |  |
|                              |                   |        | 1,415                            | 632   | 632    | 73          |                  |       |        |             |                    |       |        |  |
| MARITIME                     | 879               | 769    |                                  |       |        |             |                  |       |        |             |                    |       |        |  |
|                              |                   |        |                                  | 405   | 405    | 0           |                  | 0     | 0      | 0           |                    | 0     | 0      |  |
|                              |                   |        | 1,660                            | 230   | 230    |             |                  |       |        |             | 1,415 k            | 40    | 20     |  |
|                              |                   |        | 1,560                            | 78    | 78     |             |                  |       |        |             | 556 l              | 100   | 100    |  |
| INST. OF TECH. AT UTICA/ROME | 405               | 405    |                                  | 405   | 405    | 0           |                  | 0     | 0      | 0           |                    | 0     | 0      |  |
|                              |                   |        |                                  | 7,578 | 7,764  | 0           |                  | 0     | 0      | 0           |                    | 0     | 0      |  |
|                              |                   |        | 1,660                            | 230   | 230    |             |                  |       |        |             |                    |       |        |  |
|                              |                   |        | 1,560                            | 78    | 78     |             |                  |       |        |             |                    |       |        |  |
| COLLEGES OF TECH./AGRIC.     | 7,578             | 7,764  |                                  | 7,578 | 7,764  | 0           |                  | 0     | 0      | 0           |                    | 0     | 0      |  |
|                              |                   |        |                                  | 2,128 | 2,019  | 0           |                  | 0     | 0      | 0           |                    | 0     | 0      |  |
|                              |                   |        | 1,675 m                          | 0     | 46     |             |                  |       |        |             |                    |       |        |  |
|                              |                   |        | 1,565 m                          | 0     | 45     |             |                  |       |        |             |                    |       |        |  |
| ALFRED                       | 2,128             | 2,019  |                                  | 2,128 | 1,928  |             |                  | 0     | 0      | 0           |                    | 0     | 0      |  |
|                              |                   |        | 1,295                            | 2,128 | 1,928  |             |                  |       |        |             |                    |       |        |  |

ALL FOOTNOTES APPEAR ON THE LAST TWO PAGES

TABLE 5  
 UTILIZATION OF NET REVENUE PRODUCING ADJUSTED DESIGN CAPACITY BY RATE ①  
 STATE-OPERATED INSTITUTIONS, ② STATE UNIVERSITY OF NEW YORK, FALL 1994

| INSTITUTION | TOTAL UTILIZATION |        | ENROLLED STUDENTS EXCEPT MARRIED |       |        |             | MARRIED STUDENTS |       |        |             | OTHER REVENUE USES |       |        |  |
|-------------|-------------------|--------|----------------------------------|-------|--------|-------------|------------------|-------|--------|-------------|--------------------|-------|--------|--|
|             | BEDCT             | HEADCT | RATE CHARGED \$                  | BEDCT | HEADCT | UN-OCCUPIED | RATE CHARGED \$  | BEDCT | HEADCT | UN-OCCUPIED | RATE CHARGED \$    | BEDCT | HEADCT |  |
|             |                   |        |                                  |       |        |             |                  |       |        |             |                    |       |        |  |
| CANTON      | 689               | 835    |                                  | 689   | 835    | 0           |                  | 0     | 0      | 0           | 0                  | 0     | 0      |  |
|             |                   |        | 2,114                            | 0     | 6      |             |                  |       |        |             |                    |       |        |  |
|             |                   |        | 1,409                            | 689   | 445    |             |                  |       |        |             |                    |       |        |  |
|             |                   |        | 1,309 ②                          | 0     | 364    |             |                  |       |        |             |                    |       |        |  |
| COBLESKILL  | 1,514             | 1,517  |                                  | 1,514 | 1,517  | 0           |                  | 0     | 0      | 0           | 0                  | 0     | 0      |  |
|             |                   |        | 1,700                            | 24    | 24     |             |                  |       |        |             |                    |       |        |  |
|             |                   |        | 1,450                            | 1,364 | 1,304  |             |                  |       |        |             |                    |       |        |  |
|             |                   |        | 1,325 ②                          | 126   | 189    |             |                  |       |        |             |                    |       |        |  |
| DELHI       | 1,188             | 1,241  |                                  | 1,188 | 1,241  | 0           |                  | 0     | 0      | 0           | 0                  | 0     | 0      |  |
|             |                   |        | 1,380                            | 1,132 | 1,157  |             |                  |       |        |             |                    |       |        |  |
|             |                   |        | 1,300 ②                          | 54    | 81     |             |                  |       |        |             |                    |       |        |  |
|             |                   |        | 1,280 ②                          | 2     | 3      |             |                  |       |        |             |                    |       |        |  |
| FARMINGDALE | 486               | 450    |                                  | 486   | 450    | 0           |                  | 0     | 0      | 0           | 0                  | 0     | 0      |  |
|             |                   |        | 1,495                            | 80    | 73     |             |                  |       |        |             |                    |       |        |  |
|             |                   |        | 1,295                            | 406   | 377    |             |                  |       |        |             |                    |       |        |  |
| MORRISVILLE | 1,573             | 1,702  |                                  | 1,573 | 1,702  | 0           |                  | 0     | 0      | 0           | 0                  | 0     | 0      |  |
|             |                   |        | 1,420                            | 1,573 | 1,573  |             |                  |       |        |             |                    |       |        |  |
|             |                   |        | 1,290 ②                          | 0     | 129    |             |                  |       |        |             |                    |       |        |  |

TABLE 5  
UTILIZATION OF NET REVENUE PRODUCING ADJUSTED DESIGN CAPACITY BY RATE ①  
STATE-OPERATED INSTITUTIONS. ② STATE UNIVERSITY OF NEW YORK, FALL 1994

Footnotes

- ① Unless otherwise indicated, rate shown is per occupant, not per dwelling, for one semester time period. Rates are those current as of Fall 1994.
- ② Excludes Empire State College, College of Environmental Science and Forestry, College of Optometry, and the Statutory Colleges
- ③ This is a superior rate charged students whenever a room or suite is occupied by fewer persons than the designed capacity, with such occupancy being at the request of the occupants and not resulting from room assignments by the college over which the student has no control.
- ④ This "other revenue" use represents an estimated revenue generation of 100% of the total possible standard revenue at this rate.
- ⑤ An approved bed rental rate for a single room type is charged to students occupying designed single rooms as well as to students occupying rooms and suites converted from lounge space.
- ⑥ An approved bed rental rate for a double room type is charged to students occupying designed double rooms as well as to students occupying rooms and suites converted from lounge space.
- ⑦ An approved bed rental rate for a triple room type is charged to students occupying designed triple rooms as well as to students occupying rooms and suites converted from lounge space.
- ⑧ Family apartments (numbering 25 in Fall 1994) are billed at a semester rate of \$2,910 regardless of the number of persons in residence.
- ⑨ This is a reduced semester rate offered to students when dormitory facilities are occupied by more persons than the design capacity, including situations of occupancy by students in facilities such as converted lounges, study rooms, etc.
- a This "other revenue" use represents a revenue generation of approximately 36% of the total possible standard revenue that could be generated from resident student occupancy at the \$1,748 rate.
- b These figures represent the rate per person per month.
- c This "other revenue" rate represents a potential semester rate of \$1,380 per person that could be generated from student occupancy of the Thompson Conference Center. However, there are currently no revenues that are anticipated to be assigned to the Dormitory IFR for that occupancy. Thus, the projected revenue generation is 0% of the total possible standard revenue at the \$1,380 rate.
- d This is a rate charged students occupying a double room with a kitchen.
- e This "other revenue" use represents an estimated annual revenue generation of 13% of the total possible standard revenue at the \$1,439 rate during the academic year. The 13% is based on annualized revenue projections of approximately \$70,000 for this alternate use facility as compared to the total possible student revenue of approximately \$535,308 generated during an academic year.
- f An approved bed rental rate for a double room type is charged to students occupying designed double rooms and also to students occupying medical singles, "built" singles and/or converted lounges.
- g This "other revenue" use represents a revenue generation of approximately 25% of a \$1,425 semester rate.
- h This is a bed rental rate charged to one person if the apartment is fully occupied (4 students/apt.) However, if only one person occupies an apartment, then the student is charged the full occupancy rate of \$2,900.
- i Married students are billed in this case for entire apartments at this semester rate regardless of the number of individuals occupying the apartments.
- j These figures were equated to a semester basis. The Fall rates (shown here) are less than the Spring rates because charges are actually on a monthly basis. There are fewer months (4 months payable) in the Fall semester.
- k This "other revenue" use represents an estimated annual revenue generation of 27% of the total possible standard revenue at this rate.

SYSTEM ADMINISTRATION OFFICE OF  
INSTITUTIONAL RESEARCH  
STATE UNIVERSITY OF NEW YORK  
SEPTEMBER 14, 1995

TABLE 5  
UTILIZATION OF NET REVENUE PRODUCING ADJUSTED DESIGN CAPACITY BY RATE ①  
STATE-OPERATED INSTITUTIONS, ② STATE UNIVERSITY OF NEW YORK, FALL, 1994

Footnotes, continued...

- i This "other revenue" use represents an estimated annual revenue generation of 39% of the total possible standard revenue at the \$1,415 semester rate.
- m This is a situation where an approved bed rental rate for designed single rooms is being charged students who are occupying converted study rooms.



TABLE 6  
DISTRIBUTION OF RESIDENT ASSISTANT BED RENTAL WAIVERS IN RESIDENCE HALL FACILITIES  
STATE-OPERATED INSTITUTIONS, ① STATE UNIVERSITY OF NEW YORK, FALL 1994

| INSTITUTION                  | TOTAL              |              | 2.0.0              |            | 1.0.1 TO 1.9.9     |            | 1.0.0              |            | .6.0 TO .9.9       |            | .5.9 OR LESS       |            |
|------------------------------|--------------------|--------------|--------------------|------------|--------------------|------------|--------------------|------------|--------------------|------------|--------------------|------------|
|                              | BED RENTALS WAIVED | HEAD-COUNT ② | BED RENTALS WAIVED | HEAD-COUNT | BED RENTALS WAIVED | HEAD-COUNT | BED RENTALS WAIVED | HEAD-COUNT | BED RENTALS WAIVED | HEAD-COUNT | BED RENTALS WAIVED | HEAD-COUNT |
| STATE-OPERATED INSTITUTIONS  | 2,928              | 2,225        | 1,312              | 656        | 215                | 129        | 1,347              | 1,347      | 29                 | 43         | 25                 | 50         |
| UNIVERSITY CENTERS           | 880                | 693          | 216                | 108        | 161                | 82         | 503                | 503        | 0                  | 0          | 0                  | 0          |
| ALBANY                       | 190                | 190          | 0                  | 0          | 0                  | 0          | 190                | 190        | 0                  | 0          | 0                  | 0          |
| BINGHAMTON                   | 260                | 152          | 216                | 108        | 0                  | 0          | 44                 | 44         | 0                  | 0          | 0                  | 0          |
| BUFFALO (INCLUDES HSC)       | 248                | 169          | 0                  | 0          | 161                | 82         | 87                 | 87         | 0                  | 0          | 0                  | 0          |
| STONY BROOK (INCLUDES HSC)   | 182                | 182          | 0                  | 0          | 0                  | 0          | 182                | 182        | 0                  | 0          | 0                  | 0          |
| UNIVERSITY COLLEGES          | 1,624              | 1,085        | 1,080              | 540        | 35                 | 33         | 505                | 505        | 2                  | 3          | 2                  | 4          |
| BROCKPORT                    | 112                | 91           | 42                 | 21         | 0                  | 0          | 70                 | 70         | 0                  | 0          | 0                  | 0          |
| BUFFALO (COLLEGE)            | 71                 | 71           | 0                  | 0          | 0                  | 0          | 71                 | 71         | 0                  | 0          | 0                  | 0          |
| CORTLAND                     | 206                | 116          | 182                | 91         | 0                  | 0          | 22                 | 22         | 2                  | 3          | 0                  | 0          |
| FREDONIA                     | 135                | 77           | 116                | 58         | 0                  | 0          | 19                 | 19         | 0                  | 0          | 0                  | 0          |
| GENESEO                      | 174                | 121          | 106                | 53         | 0                  | 0          | 68                 | 68         | 0                  | 0          | 0                  | 0          |
| NEW PALTZ                    | 138                | 69           | 138                | 69         | 0                  | 0          | 0                  | 0          | 0                  | 0          | 0                  | 0          |
| OLD WESTBURY                 | 48                 | 48           | 0                  | 0          | 0                  | 0          | 48                 | 48         | 0                  | 0          | 0                  | 0          |
| ONEONTA                      | 102                | 102          | 0                  | 0          | 0                  | 0          | 102                | 102        | 0                  | 0          | 0                  | 0          |
| OSWEGO                       | 251                | 141          | 216                | 108        | 35                 | 33         | 0                  | 0          | 0                  | 0          | 0                  | 0          |
| PLATTSBURGH                  | 147                | 92           | 110                | 55         | 0                  | 0          | 37                 | 37         | 0                  | 0          | 0                  | 0          |
| POTSDAM                      | 178                | 93           | 170                | 85         | 0                  | 0          | 8                  | 8          | 0                  | 0          | 0                  | 0          |
| PURCHASE                     | 62                 | 64           | 0                  | 0          | 0                  | 0          | 60                 | 60         | 0                  | 0          | 2                  | 4          |
| HEALTH SCIENCES CENTERS      | 28                 | 23           | 0                  | 0          | 19                 | 14         | 9                  | 9          | 0                  | 0          | 0                  | 0          |
| BROOKLYN                     | 19                 | 14           | 0                  | 0          | 19                 | 14         | 0                  | 0          | 0                  | 0          | 0                  | 0          |
| SYRACUSE                     | 9                  | 9            | 0                  | 0          | 0                  | 0          | 9                  | 9          | 0                  | 0          | 0                  | 0          |
| SPECIALIZED COLLEGES         | 33                 | 54           | 0                  | 0          | 0                  | 0          | 12                 | 12         | 0                  | 0          | 21                 | 42         |
| MARITIME                     | 21                 | 42           | 0                  | 0          | 0                  | 0          | 0                  | 0          | 0                  | 0          | 21                 | 42         |
| INST. OF TECH. AT UTICA/ROME | 12                 | 12           | 0                  | 0          | 0                  | 0          | 12                 | 12         | 0                  | 0          | 0                  | 0          |
| COLLEGES OF TECH./AGRIC.     | 363                | 370          | 16                 | 8          | 0                  | 0          | 318                | 318        | 27                 | 40         | 2                  | 4          |
| ALFRED                       | 114                | 127          | 0                  | 0          | 0                  | 0          | 87                 | 87         | 27                 | 40         | 0                  | 0          |
| CANTON                       | 31                 | 31           | 0                  | 0          | 0                  | 0          | 31                 | 31         | 0                  | 0          | 0                  | 0          |
| COBLESKILL                   | 77                 | 77           | 0                  | 0          | 0                  | 0          | 77                 | 77         | 0                  | 0          | 0                  | 0          |
| DELI                         | 50                 | 52           | 0                  | 0          | 0                  | 0          | 48                 | 48         | 0                  | 0          | 2                  | 4          |
| FARMINGDALE                  | 29                 | 21           | 16                 | 8          | 0                  | 0          | 13                 | 13         | 0                  | 0          | 0                  | 0          |
| MORRISVILLE                  | 62                 | 62           | 0                  | 0          | 0                  | 0          | 62                 | 62         | 0                  | 0          | 0                  | 0          |

ALL FOOTNOTES APPEAR ON THE FOLLOWING PAGE

TABLE 6  
DISTRIBUTION OF RESIDENT ASSISTANT BED RENTAL WAIVERS IN RESIDENCE HALL FACILITIES  
STATE-OPERATED INSTITUTIONS, ① STATE UNIVERSITY OF NEW YORK, FALL 1994

Footnotes

- ① Excludes Empire State College, College of Environmental Science and Forestry, College of Optometry, and the Statutory Colleges
- ② The students shown here as Resident Assistants have received whole or partial bed rental waivers as indicated by the distribution of such waivers. These Resident Assistants perform a range of assignments which vary in type and degree of commitment. Therefore, the ratios shown here do not necessarily reflect differences in Resident Assistant services available to students.
- ③ The actual bed rental waived is .67.
- ④ The actual bed rental waived is 1.06.
- ⑤ The actual bed rental waived is 1.36.

TABLE 7  
RESIDENT ASSISTANT BED RENTAL WAIVERS IN RESIDENCE HALL FACILITIES,  
STATE-OPERATED INSTITUTIONS, ① STATE UNIVERSITY OF NEW YORK, FALL 1994

| INSTITUTION                        | STUDENT OCCUPANCY | AUTHORIZED RANGE OF BED RENTAL WAIVERS ② |                   | TOTAL OF FRACTIONAL AND WHOLE BED RENTAL WAIVERS | NUMBER OF STUDENTS PER RESIDENT ASSISTANT |                    |             |
|------------------------------------|-------------------|--|-------------------|--|---|--------------------|-------------|
|                                    |                   | HIGH (6% OF OCCUP)                       | LOW (4% OF OCCUP) |  |   | BED RENTALS WAIVED | HEADCOUNT ③ |
|                                    |                   |  |                   |  |   |                    |             |
| <b>STATE-OPERATED INSTITUTIONS</b> | 57,285            | 3,435                                    | 2,290             | 2,928  | 25.7                                      |                    |             |
| <b>UNIVERSITY CENTERS</b>          | 21,416            | 1,286                                    | 857               | 880  | 30.9                                      |                    |             |
| ALBANY                             | 5,242             | 315                                      | 210               | 190  | 27.6                                      |                    |             |
| BINGHAMTON                         | 4,667             | 280                                      | 187               | 260  | 30.7                                      |                    |             |
| BUFFALO (INCLUDES HSC)             | 5,182             | 311                                      | 207               | 248  | 30.7                                      |                    |             |
| STONY BROOK (INCLUDES HSC)         | 6,325             | 380                                      | 253               | 182  | 34.8                                      |                    |             |
| <b>UNIVERSITY COLLEGES</b>         | 26,484            | 1,590                                    | 1,059             | 1,624  | 24.4                                      |                    |             |
| BROOKPORT                          | 2,432             | 146                                      | 97                | 112  | 26.7                                      |                    |             |
| BUFFALO (COLLEGE)                  | 1,491             | 89                                       | 60                | 71   | 21.0                                      |                    |             |
| CORTLAND                           | 2,376             | 143                                      | 95                | 206  | 20.5                                      |                    |             |
| FREDONIA                           | 2,245             | 135                                      | 90                | 135  | 29.2                                      |                    |             |
| GENESEO                            | 3,010             | 181                                      | 120               | 174  | 24.9                                      |                    |             |
| NEW PALTZ                          | 2,207             | 132                                      | 88                | 138  | 32.0                                      |                    |             |
| OLD WESTBURY                       | 750               | 45                                       | 30                | 48   | 15.6                                      |                    |             |
| ONEONTA                            | 2,504             | 150                                      | 100               | 102  | 24.5                                      |                    |             |
| OSWEGO                             | 3,566             | 214                                      | 143               | 251  | 25.3                                      |                    |             |
| PLATTSBURGH                        | 2,446             | 147                                      | 98                | 147  | 26.6                                      |                    |             |
| POTSDAM                            | 1,982             | 119                                      | 79                | 178  | 21.3                                      |                    |             |
| PURCHASE                           | 1,475             | 89                                       | 59                | 62   | 23.0                                      |                    |             |
| <b>HEALTH SCIENCES CENTERS</b>     | 517               | 31                                       | 21                | 28   | 22.5                                      |                    |             |
| BROOKLYN                           | 338               | 20                                       | 14                | 19   | 24.1                                      |                    |             |
| SYRACUSE                           | 179               | 11                                       | 7                 | 9  | 19.9                                      |                    |             |
| <b>SPECIALIZED COLLEGES</b>        | 1,054             | 63                                       | 42                | 33   | 19.5                                      |                    |             |
| MARITIME                           | 649               | 39                                       | 26                | 21   | 15.5                                      |                    |             |
| INST. OF TECH. AT UTICA/ROME       | 405               | 24                                       | 16                | 12   | 33.8                                      |                    |             |
| <b>COLLEGES OF TECH./AGRIC.</b>    | 7,764             | 465                                      | 311               | 363  | 21.0                                      |                    |             |
| ALFRED                             | 2,019             | 121                                      | 81                | 114  | 15.9                                      |                    |             |
| CANTON                             | 835               | 50                                       | 33                | 31   | 26.9                                      |                    |             |
| COBLESKILL                         | 1,517             | 91                                       | 61                | 77   | 19.7                                      |                    |             |
| DELHI                              | 1,241             | 74                                       | 50                | 50   | 23.9                                      |                    |             |
| FARMINGDALE                        | 450               | 27                                       | 18                | 29   | 21.4                                      |                    |             |
| MORRISVILLE                        | 1,702             | 102                                      | 68                | 62   | 27.5                                      |                    |             |

ALL FOOTNOTES APPEAR ON THE FOLLOWING PAGE

TABLE 7  
RESIDENT ASSISTANT BED RENTAL WAIVERS IN RESIDENCE HALL FACILITIES,  
STATE-OPERATED INSTITUTIONS. ① STATE UNIVERSITY OF NEW YORK, FALL 1994

Footnotes

- ① Excludes Empire State College, College of Environmental Science and Forestry, College of Optometry, and the Statutory Colleges
- ② The setting of guidelines for authorized bed rental waivers has been changed by the Central Administration Office of Student Affairs and Special Programs to a concept of an authorized range rather than an algorithm based on a Resident Assistant factor. The range extends from 4% (low) to 6% (high) of the resident student occupancy (headcount). The resulting figures in these columns are thus measures of headcount.
- ③ The students shown here as Resident Assistants have received whole or partial bed rental waivers as indicated by distribution of such waivers. These Resident Assistants perform a range of assignments which vary in type and degree of commitment. Therefore, the ratios shown here do not necessarily reflect differences in Resident Assistant services available to students.

**PART TWO**  
**TRENDS**  
**FALL 1985 - FALL 1994**

TABLE 8  
TOTAL UTILIZATION (HEADCOUNT) OF NET REVENUE PRODUCING ADJUSTED DESIGN CAPACITY OF RESIDENCE HALL FACILITIES  
STATE-OPERATED INSTITUTIONS. ① STATE UNIVERSITY OF NEW YORK  
FALL 1985 THRU FALL 1994

| INSTITUTION                        | FALL 1985 | FALL 1986 | FALL 1987 | FALL 1988 | FALL 1989 | FALL 1990 | FALL 1991 | FALL 1992 | FALL 1993 | FALL 1994 |
|------------------------------------|-----------|-----------|-----------|-----------|-----------|-----------|-----------|-----------|-----------|-----------|
| <b>STATE-OPERATED INSTITUTIONS</b> | 61,701    | 61,506    | 62,703    | 63,957    | 62,039    | 62,324    | 60,672    | 59,211    | 58,857    | 58,054    |
| <b>UNIVERSITY CENTERS</b>          | 22,360    | 22,678    | 22,433    | 22,646    | 21,205    | 21,741    | 21,746    | 21,330    | 21,659    | 21,556    |
| ALBANY                             | 6,052     | 6,209     | 6,196     | 6,493     | 5,730     | 6,115     | 6,084     | 5,660     | 5,288     | 5,248     |
| BINGHAMTON                         | 4,421     | 4,387     | 4,244     | 4,273     | 4,146     | 4,178     | 4,246     | 4,397     | 4,573     | 4,667     |
| BUFFALO (INCLUDES HSC)             | 4,958     | 5,206     | 5,188     | 5,228     | 5,063     | 5,098     | 4,906     | 4,943     | 5,410     | 5,207     |
| STONY BROOK (INCLUDES HSC)         | 6,929     | 6,876     | 6,805     | 6,652     | 6,266     | 6,350     | 6,510     | 6,330     | 6,388     | 6,434     |
| <b>UNIVERSITY COLLEGES</b>         | 28,512    | 28,336    | 29,370    | 30,265    | 29,725    | 29,789    | 28,390    | 27,353    | 27,242    | 27,027    |
| BROOKPORT                          | 2,484     | 2,281     | 2,534     | 2,848     | 2,890     | 2,985     | 2,738     | 2,721     | 2,714     | 2,633     |
| BUFFALO (COLLEGE)                  | 1,804     | 1,853     | 1,844     | 1,863     | 1,980     | 2,008     | 1,803     | 1,790     | 1,556     | 1,491     |
| CORTLAND                           | 2,844     | 2,734     | 3,008     | 2,979     | 2,762     | 2,631     | 2,588     | 2,421     | 2,431     | 2,376     |
| FREDONIA                           | 2,139     | 2,191     | 2,249     | 2,339     | 2,362     | 2,363     | 2,242     | 2,122     | 2,221     | 2,245     |
| GENESEO                            | 3,195     | 3,069     | 3,004     | 3,047     | 2,931     | 2,987     | 2,926     | 2,907     | 2,935     | 3,010     |
| NEW PALTZ                          | 1,986     | 2,132     | 2,348     | 2,523     | 2,337     | 2,394     | 2,367     | 2,125     | 2,150     | 2,207     |
| OLD WESTBURY                       | 754       | 752       | 756       | 756       | 756       | 746       | 743       | 743       | 744       | 750       |
| ONEONTA                            | 2,982     | 2,974     | 3,078     | 3,193     | 3,030     | 2,953     | 2,684     | 2,670     | 2,540     | 2,690     |
| OSWEGO                             | 3,934     | 4,069     | 3,917     | 3,992     | 3,943     | 3,922     | 3,792     | 3,585     | 3,816     | 3,566     |
| PLATTSBURGH                        | 2,642     | 2,672     | 2,748     | 2,658     | 2,598     | 2,605     | 2,554     | 2,390     | 2,521     | 2,500     |
| POTSDAM                            | 2,284     | 2,086     | 2,230     | 2,377     | 2,468     | 2,492     | 2,355     | 2,300     | 2,161     | 2,084     |
| PURCHASE                           | 1,464     | 1,523     | 1,654     | 1,690     | 1,668     | 1,703     | 1,598     | 1,579     | 1,453     | 1,475     |
| <b>HEALTH SCIENCES CENTERS</b>     | 697       | 719       | 729       | 715       | 666       | 723       | 710       | 574       | 563       | 533       |
| BROOKLYN                           | 360       | 372       | 365       | 375       | 377       | 377       | 372       | 369       | 359       | 352       |
| SYRACUSE                           | 337       | 347       | 364       | 340       | 289       | 346       | 338       | 205       | 204       | 181       |
| <b>SPECIALIZED COLLEGES</b>        | 747       | 706       | 699       | 729       | 639       | 719       | 1,044     | 1,183     | 1,217     | 1,174     |
| MARITIME                           | 747       | 706       | 699       | 729       | 639       | 719       | 692       | 798       | 823       | 769       |
| INST. OF TECH. AT UTICA/ROME       | N/A       | N/A       | N/A       | N/A       | N/A       | N/A       | 352       | 385       | 394       | 405       |
| <b>COLLEGES OF TECH./AGRIC.</b>    | 9,385     | 9,067     | 9,472     | 9,602     | 9,804     | 9,352     | 8,782     | 8,771     | 8,176     | 7,764     |
| ALFRED                             | 2,330     | 2,187     | 2,188     | 2,404     | 2,427     | 2,206     | 2,071     | 2,041     | 1,898     | 2,019     |
| CANTON                             | 1,055     | 854       | 1,022     | 1,053     | 1,080     | 1,050     | 1,006     | 980       | 923       | 835       |
| COBLESKILL                         | 1,923     | 1,983     | 2,045     | 1,901     | 1,955     | 1,869     | 1,804     | 1,847     | 1,699     | 1,517     |
| DELI                               | 1,388     | 1,378     | 1,463     | 1,437     | 1,424     | 1,409     | 1,313     | 1,280     | 1,276     | 1,241     |
| FARMINGDALE                        | 869       | 834       | 828       | 897       | 941       | 869       | 745       | 664       | 514       | 450       |
| MORRISVILLE                        | 1,820     | 1,831     | 1,926     | 1,910     | 1,977     | 1,949     | 1,843     | 1,959     | 1,866     | 1,702     |

① Excludes Empire State College, College of Environmental Science and Forestry, College of Optometry, and the Statutory Colleges

SYSTEM ADMINISTRATION OFFICE OF  
INSTITUTIONAL RESEARCH  
STATE UNIVERSITY OF NEW YORK  
SEPTEMBER 12, 1995


TABLE 9  
PERCENT UTILIZATION OF NET REVENUE PRODUCING ADJUSTED DESIGN CAPACITY OF RESIDENCE HALL FACILITIES  
STATE-OPERATED INSTITUTIONS, ① STATE UNIVERSITY OF NEW YORK  
FALL 1985 THRU FALL 1994

| INSTITUTION                  | FALL 1985 | FALL 1986 | FALL 1987 | FALL 1988 | FALL 1989 | FALL 1990 | FALL 1991 | FALL 1992 | FALL 1993 | FALL 1994 |
|------------------------------|-----------|-----------|-----------|-----------|-----------|-----------|-----------|-----------|-----------|-----------|
| STATE-OPERATED INSTITUTIONS  | 98.3      | 98.5      | 100.6     | 101.3     | 99.0      | 99.8      | 96.7      | 95.7      | 96.0      | 95.8      |
| UNIVERSITY CENTERS           | 103.1     | 102.7     | 101.1     | 100.6     | 94.9      | 97.3      | 95.6      | 93.2      | 97.4      | 95.9      |
| ALBANY                       | 102.7     | 102.5     | 101.7     | 100.0     | 88.3      | 95.8      | 94.1      | 87.6      | 89.2      | 88.8      |
| BINGHAMTON                   | 107.5     | 106.6     | 103.2     | 103.9     | 100.8     | 101.6     | 98.0      | 94.9      | 98.7      | 100.7     |
| BUFFALO (INCLUDES HSC)       | 100.2     | 100.6     | 99.3      | 100.1     | 97.1      | 97.8      | 94.0      | 97.3      | 101.9     | 98.4      |
| STONY BROOK (INCLUDES HSC)   | 102.9     | 102.1     | 100.9     | 99.6      | 95.8      | 95.6      | 96.8      | 94.3      | 100.2     | 96.8      |
| UNIVERSITY COLLEGES          | 93.5      | 95.8      | 99.3      | 100.4     | 99.5      | 100.8     | 97.5      | 95.8      | 95.0      | 94.1      |
| BROCKPORT                    | 68.0      | 86.0      | 87.8      | 87.6      | 95.6      | 98.8      | 99.7      | 98.8      | 98.5      | 96.0      |
| BUFFALO (COLLEGE)            | 80.7      | 83.0      | 88.5      | 89.7      | 95.5      | 97.1      | 86.4      | 85.6      | 73.7      | 70.6      |
| CORTLAND                     | 111.9     | 107.6     | 117.4     | 115.8     | 107.1     | 102.7     | 107.0     | 103.0     | 100.2     | 101.6     |
| FREDONIA                     | 92.2      | 96.1      | 98.5      | 97.9      | 95.3      | 95.3      | 90.2      | 88.8      | 91.9      | 90.3      |
| GENESEO                      | 113.9     | 109.0     | 106.7     | 108.1     | 104.0     | 106.2     | 103.6     | 103.0     | 103.9     | 106.7     |
| NEW PALTZ                    | 87.2      | 94.0      | 98.4      | 105.7     | 103.1     | 105.6     | 104.4     | 102.1     | 94.8      | 97.4      |
| OLD WESTBURY                 | 100.0     | 100.0     | 100.0     | 100.0     | 100.0     | 100.0     | 100.0     | 100.0     | 100.0     | 100.8     |
| ONEONTA                      | 92.7      | 92.4      | 95.7      | 99.3      | 94.2      | 97.7      | 88.9      | 95.8      | 91.3      | 96.7      |
| OSWEGO                       | 104.4     | 108.0     | 104.0     | 105.9     | 104.6     | 103.8     | 100.7     | 95.4      | 101.3     | 94.9      |
| PLATTSBURGH                  | 94.0      | 96.9      | 99.9      | 96.4      | 94.1      | 94.3      | 92.3      | 86.1      | 91.2      | 90.4      |
| POTSDAM                      | 83.7      | 75.6      | 87.6      | 90.9      | 94.3      | 99.5      | 94.4      | 92.6      | 93.1      | 88.1      |
| PURCHASE                     | 106.6     | 99.3      | 107.9     | 110.2     | 110.1     | 111.1     | 106.2     | 103.3     | 97.0      | 96.7      |
| HEALTH SCIENCES CENTERS      | 79.7      | 63.2      | 85.0      | 83.5      | 79.6      | 86.0      | 84.5      | 88.0      | 87.7      | 82.9      |
| BROOKLYN                     | 85.7      | 91.0      | 89.2      | 89.3      | 89.8      | 89.8      | 87.9      | 87.9      | 88.2      | 86.5      |
| SYRACUSE                     | 74.1      | 76.3      | 81.1      | 78.0      | 69.3      | 82.2      | 81.1      | 88.4      | 86.8      | 76.7      |
| SPECIALIZED COLLEGES         | 85.5      | 80.8      | 80.1      | 83.4      | 73.3      | 82.6      | 82.9      | 93.7      | 96.3      | 91.4      |
| MARITIME                     | 85.5      | 80.8      | 80.1      | 83.4      | 73.3      | 82.6      | 79.5      | 91.3      | 94.6      | 87.5      |
| INST. OF TECH. AT UTICA/ROME | N/A       | N/A       | N/A       | N/A       | N/A       | N/A       | 90.3      | 99.2      | 100.0     | 100.0     |
| COLLEGES OF TECH./AGRIC.     | 106.0     | 100.0     | 107.5     | 109.6     | 112.3     | 106.0     | 100.4     | 103.2     | 96.0      | 103.8     |
| ALFRED                       | 97.2      | 85.1      | 86.5      | 99.6      | 100.9     | 91.4      | 85.4      | 84.3      | 78.2      | 94.9      |
| CANTON                       | 123.4     | 103.1     | 123.4     | 127.2     | 130.8     | 127.4     | 122.1     | 118.4     | 111.5     | 121.2     |
| COBLESKILL                   | 112.6     | 111.3     | 119.7     | 111.4     | 114.7     | 109.6     | 105.8     | 108.8     | 100.1     | 100.2     |
| DELHI                        | 117.9     | 117.1     | 124.3     | 122.1     | 121.0     | 119.7     | 111.6     | 108.2     | 107.9     | 104.5     |
| FARMINGDALE                  | 89.0      | 85.7      | 100.0     | 100.0     | 107.2     | 90.2      | 83.3      | 104.6     | 80.9      | 92.6      |
| MORRISVILLE                  | 104.6     | 105.2     | 110.6     | 109.7     | 113.6     | 112.1     | 107.0     | 112.7     | 107.0     | 115.5     |

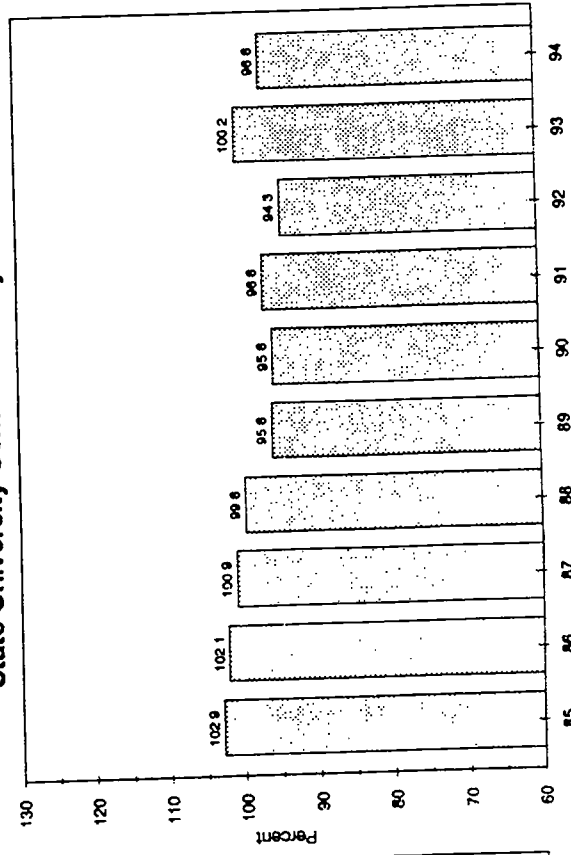
① Excludes Empire State College, College of Environmental Science and Forestry, College of Optometry, and the Statutory Colleges  
SYSTEM ADMINISTRATION OFFICE OF  
INSTITUTIONAL RESEARCH  
STATE UNIVERSITY OF NEW YORK  
SEPTEMBER 12, 1995

**Figure 2: Trends in Percent Utilization for Each Institution**


**State University Center at Binghamton**




**State University Center at Stony Brook**



**State University Center at Albany**




**State University Center at Buffalo**






**Figure 2: Trends in Percent Utilization for Each Institution**

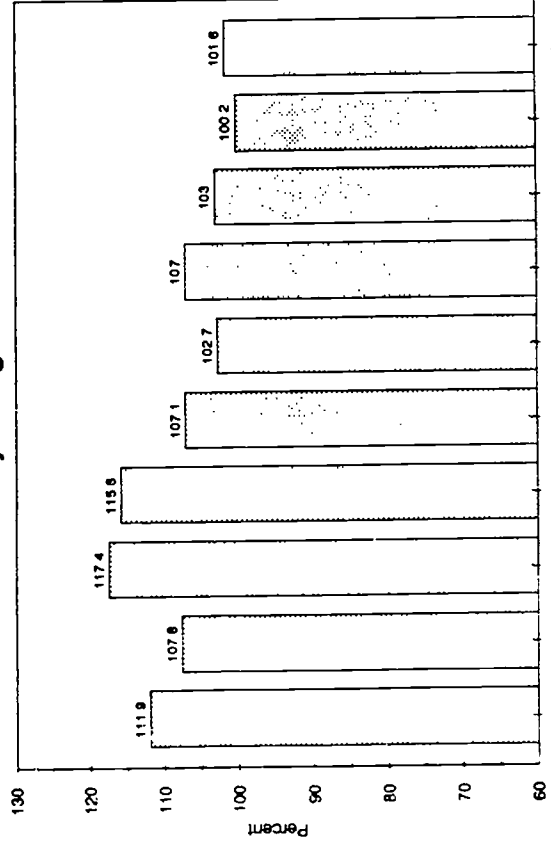
**State University College at Brockport**




**State University College at Buffalo**




**State University College at Cortland**



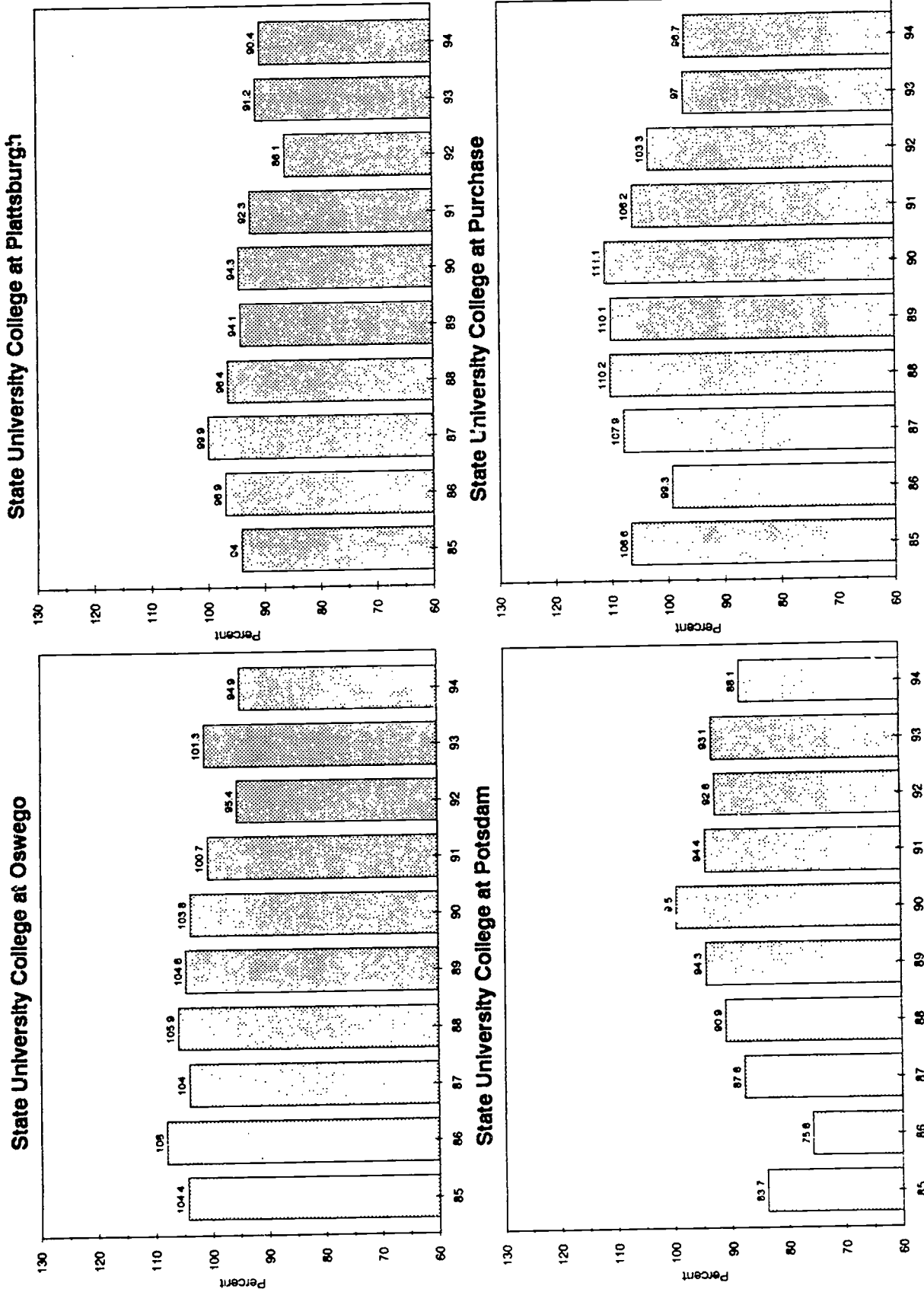
**State University College at Fredonia**



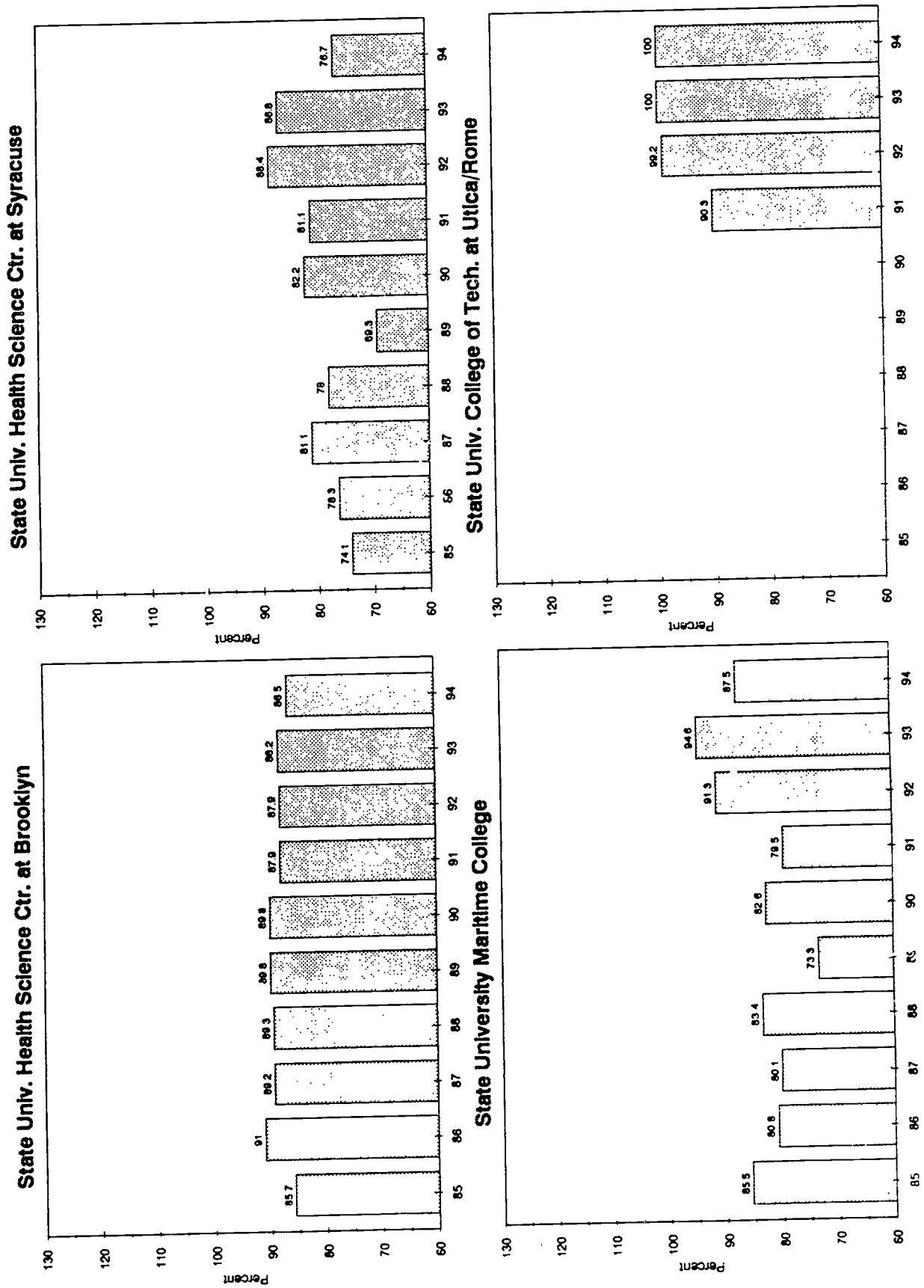
**Figure 2: Trends in Percent Utilization for Each Institution**



**Figure 2: Trends in Percent Utilization for Each Institution**

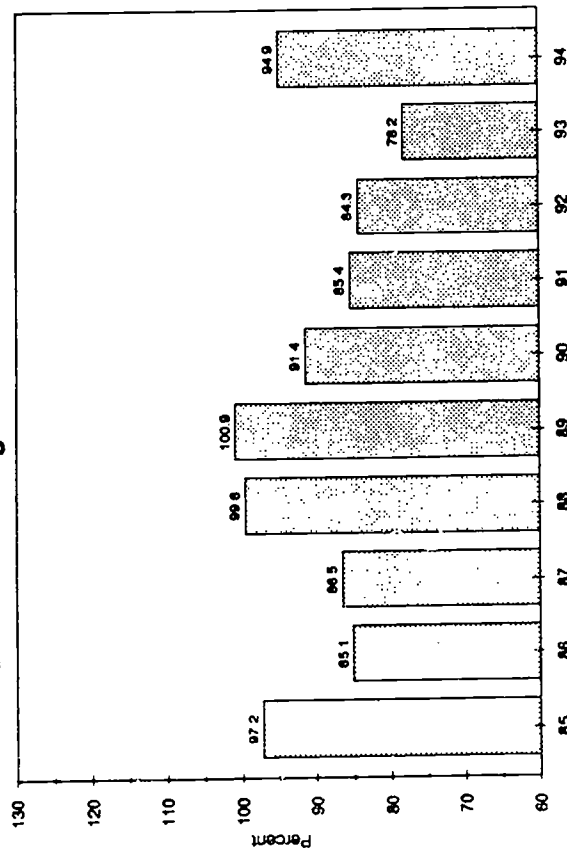


**Figure 2: Trends in Percent Utilization for Each Institution**




**Figure 2: Trends in Percent Utilization for Each Institution**

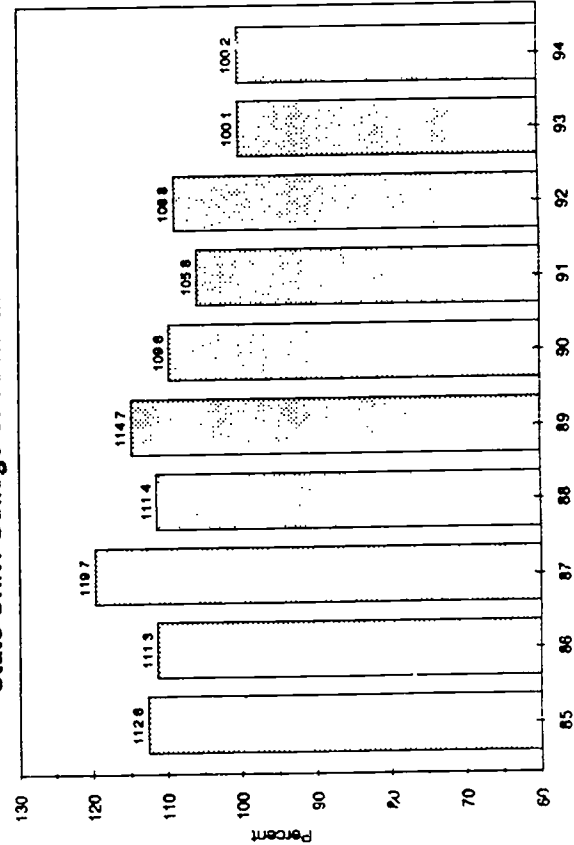
State Univ. College of Tech. at Alfred




State Univ. College of Tech. at Canton



State Univ. College of Tech. at Cobleskill



State Univ. College of Tech. at Delhi



**Figure 2: Trends in Percent Utilization for Each Institution**

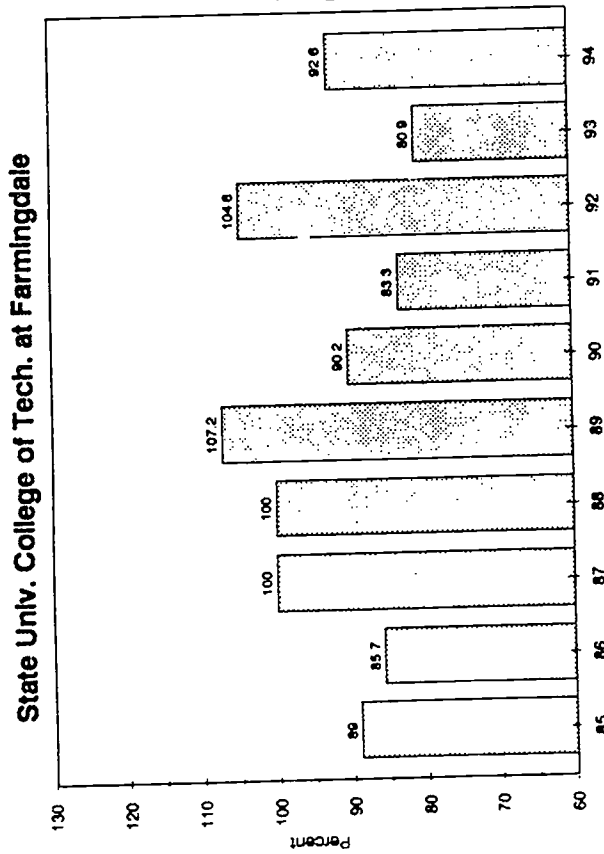
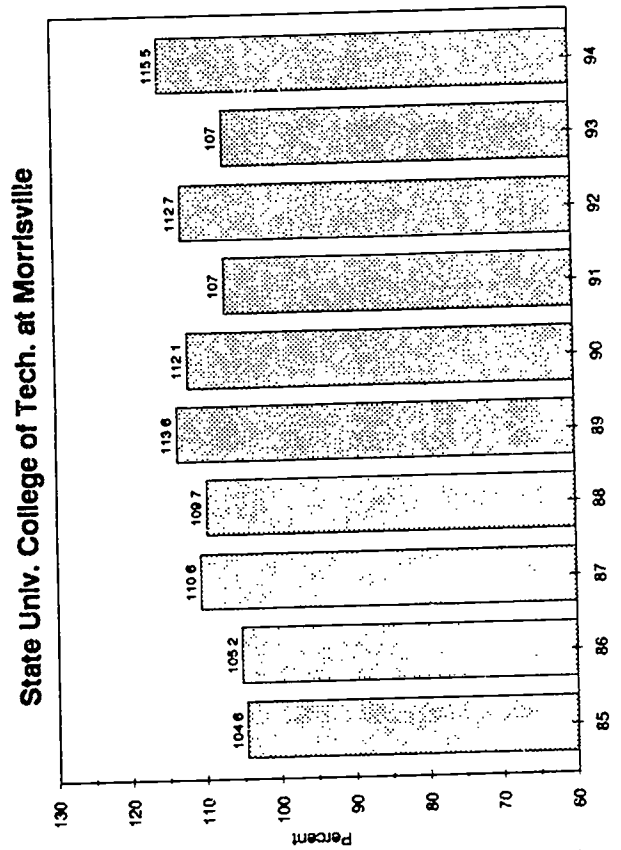


TABLE 10  
NON-REVENUE ASSIGNMENTS IN RESIDENCE HALL FACILITIES  
STATE-OPERATED INSTITUTIONS, ① STATE UNIVERSITY OF NEW YORK  
FALL 1985 THRU FALL 1994

| INSTITUTION                        | FALL 1985 | FALL 1986 | FALL 1987 | FALL 1988 | FALL 1989 | FALL 1990 | FALL 1991 | FALL 1992 | FALL 1993 | FALL 1994 |
|------------------------------------|-----------|-----------|-----------|-----------|-----------|-----------|-----------|-----------|-----------|-----------|
| <b>STATE-OPERATED INSTITUTIONS</b> | 5,529     | 5,533     | 4,453     | 4,149     | 3,735     | 3,836     | 3,836     | 4,246     | 3,783     | 3,921     |
| <b>UNIVERSITY CENTERS</b>          | 1,867     | 1,301     | 1,200     | 1,276     | 1,308     | 1,310     | 1,255     | 1,197     | 1,108     | 1,111     |
| ALBANY                             | 416       | 228       | 192       | 204       | 207       | 219       | 228       | 233       | 199       | 212       |
| BINGHAMTON                         | 272       | 255       | 255       | 256       | 256       | 256       | 279       | 286       | 284       | 282       |
| BUFFALO (INCLUDES HSC)             | 718       | 482       | 432       | 433       | 445       | 444       | 439       | 425       | 410       | 416       |
| STONY BROOK (INCLUDES HSC)         | 461       | 336       | 321       | 383       | 400       | 391       | 309       | 253       | 215       | 201       |
| <b>UNIVERSITY COLLEGES</b>         | 2,958     | 3,730     | 2,677     | 2,352     | 1,855     | 1,962     | 1,931     | 2,280     | 1,949     | 2,110     |
| BROCKPORT                          | 210       | 1,199     | 98        | 124       | 121       | 126       | 105       | 104       | 104       | 117       |
| BUFFALO (COLLEGE)                  | 624       | 626       | 775       | 783       | 271       | 255       | 254       | 253       | 233       | 231       |
| CORTLAND                           | 153       | 153       | 127       | 120       | 113       | 130       | 127       | 337       | 202       | 349       |
| FREDONIA                           | 326       | 340       | 337       | 233       | 142       | 142       | 135       | 127       | 127       | 135       |
| GENESEO                            | 390       | 375       | 380       | 172       | 173       | 182       | 171       | 174       | 171       | 174       |
| NEW PALTZ                          | 278       | 258       | 160       | 160       | 280       | 280       | 280       | 466       | 280       | 280       |
| OLD WESTBURY                       | 46        | 38        | 38        | 38        | 36        | 46        | 49        | 47        | 46        | 48        |
| ONEONTA                            | 146       | 124       | 124       | 127       | 126       | 119       | 122       | 103       | 103       | 102       |
| OSWEGO                             | 245       | 243       | 243       | 243       | 243       | 243       | 243       | 250       | 243       | 253       |
| PLATTSBURGH                        | 112       | 159       | 164       | 159       | 155       | 155       | 150       | 140       | 149       | 147       |
| POTSDAM                            | 204       | 150       | 166       | 128       | 112       | 219       | 202       | 214       | 191       | 202       |
| PURCHASE                           | 224       | 65        | 65        | 65        | 83        | 65        | 93        | 65        | 100       | 72        |
| <b>HEALTH SCIENCES CENTERS</b>     | 64        | 66        | 71        | 73        | 92        | 88        | 89        | 277       | 287       | 304       |
| BROOKLYN                           | 18        | 21        | 20        | 9         | 9         | 9         | 6         | 9         | 22        | 22        |
| SYRACUSE                           | 46        | 45        | 51        | 64        | 83        | 79        | 83        | 268       | 265       | 282       |
| <b>SPECIALIZED COLLEGES</b>        | 26        | 26        | 27        | 26        | 28        | 30        | 40        | 38        | 42        | 33        |
| MARITIME                           | 26        | 26        | 27        | 26        | 28        | 30        | 30        | 26        | 30        | 21        |
| INST OF TECH. AT UTICA/ROME        | N/A       | N/A       | N/A       | N/A       | N/A       | N/A       | 10        | 12        | 12        | 12        |
| <b>COLLEGES OF TECH./AGRIC.</b>    | 614       | 410       | 478       | 422       | 452       | 446       | 521       | 454       | 397       | 363       |
| ALFRED                             | 146       | 110       | 121       | 129       | 129       | 127       | 117       | 120       | 114       | 114       |
| CANTON                             | 40        | 36        | 36        | 36        | 38        | 40        | 40        | 36        | 36        | 31        |
| COBLESKILL                         | 137       | 74        | 137       | 75        | 77        | 77        | 77        | 85        | 85        | 77        |
| DELHI                              | 61        | 61        | 61        | 61        | 61        | 61        | 61        | 55        | 55        | 50        |
| FARMINGDALE                        | 157       | 57        | 51        | 49        | 75        | 67        | 136       | 84        | 38        | 29        |
| MORRISVILLE                        | 73        | 72        | 72        | 72        | 72        | 74        | 90        | 74        | 69        | 62        |

① Excludes Empire State College, College of Environmental Science and Forestry, College of Optometry, and the Statutory Colleges  
SYSTEM ADMINISTRATION OFFICE OF  
INSTITUTIONAL RESEARCH  
STATE UNIVERSITY OF NEW YORK  
SEPTEMBER 15, 1995

TABLE 11  
 REVENUE PRODUCING UTILIZATION OF RESIDENCE HALLS  
 FOR PURPOSES OTHER THAN RESIDENT STUDENT OCCUPANCY (BEDCOUNT)  
 STATE-OPERATED INSTITUTIONS, ① STATE UNIVERSITY OF NEW YORK  
 FALL 1985 THRU FALL 1994

| INSTITUTION                 | FALL 1985 | FALL 1986 | FALL 1987 | FALL 1988 | FALL 1989 | FALL 1990 | FALL 1991 | FALL 1992 | FALL 1993 | FALL 1994 |
|-----------------------------|-----------|-----------|-----------|-----------|-----------|-----------|-----------|-----------|-----------|-----------|
| STATE-OPERATED INSTITUTIONS | 706       | 608       | 846       | 876       | 750       | 777       | 992       | 922       | 879       | 858       |
| UNIVERSITY CENTERS          | 134       | 110       | 90        | 96        | 101       | 67        | 265       | 195       | 173       | 155       |
| ALBANY                      | -         | -         | -         | 14        | 18        | 6         | 101       | 6         | 6         | 6         |
| BINGHAMTON                  | -         | -         | -         | -         | -         | -         | -         | -         | -         | -         |
| BUFFALO (INCLUDES HSC)      | -         | -         | -         | -         | -         | -         | 28        | 30        | 20        | 40        |
| STONY BROOK (INCLUDES HSC)  | 134       | 110       | 90        | 82        | 83        | 61        | 136       | 159       | 147       | 109       |
| UNIVERSITY COLLEGES         | 536       | 350       | 661       | 641       | 520       | 541       | 548       | 575       | 549       | 543       |
| BROCKPORT                   | 193       | -         | 201       | 197       | 201       | 201       | 201       | 201       | 201       | 201       |
| BUFFALO (COLLEGE)           | -         | -         | -         | -         | -         | -         | -         | -         | -         | -         |
| CORTLAND                    | -         | -         | -         | -         | -         | -         | -         | -         | -         | -         |
| FREDONIA                    | -         | -         | -         | -         | -         | -         | -         | -         | -         | -         |
| GENESEO                     | -         | -         | -         | -         | -         | -         | -         | -         | -         | -         |
| NEW PALTZ                   | -         | -         | 120       | 120       | -         | -         | -         | -         | -         | -         |
| OLD WESTBURY                | -         | -         | -         | -         | -         | -         | -         | -         | -         | -         |
| ONEONTA                     | 186       | 186       | 186       | 186       | 186       | 186       | 186       | 186       | 186       | 186       |
| OSWEGO                      | -         | -         | -         | -         | -         | -         | -         | -         | -         | -         |
| PLATTSBURGH                 | 15        | 24        | 14        | 14        | 9         | 30        | 59        | 64        | 44        | 54        |
| POTSDAM                     | 116       | 116       | 116       | 102       | 102       | 102       | 102       | 102       | 102       | 102       |
| PURCHASE                    | 26        | 24        | 24        | 22        | 22        | 22        | -         | 22        | 16        | 0         |
| HEALTH SCIENCES CENTERS     | 36        | 81        | 83        | 83        | 71        | 77        | 91        | 22        | 31        | 20        |
| BROCKLYN                    | 6         | 26        | 33        | 21        | 18        | 10        | 10        | 13        | 29        | 18        |
| SYRACUSE                    | 30        | 55        | 50        | 62        | 53        | 67        | 81        | 9         | 2         | 2         |
| SPECIALIZED COLLEGES        | 0         | 4         | 12        | 56        | 58        | 92        | 88        | 130       | 126       | 140       |
| MARITIME                    | -         | -         | -         | -         | -         | -         | -         | -         | -         | -         |
| INST. OF TECH AT UTICA/ROME | N/A       | N/A       | N/A       | N/A       | N/A       | N/A       | N/A       | N/A       | N/A       | N/A       |
| COLLEGES OF TECH./AGRIC.    | 0         | 63        | 0         | 0         | 0         | 0         | 0         | 0         | 0         | 0         |
| ALFRED                      | -         | -         | -         | -         | -         | -         | -         | -         | -         | -         |
| CANTON                      | -         | -         | -         | -         | -         | -         | -         | -         | -         | -         |
| COBLESKILL                  | -         | 63        | -         | -         | -         | -         | -         | -         | -         | -         |
| DELHI                       | -         | -         | -         | -         | -         | -         | -         | -         | -         | -         |
| FARMINGDALE                 | -         | -         | -         | -         | -         | -         | -         | -         | -         | -         |
| MORRISVILLE                 | -         | -         | -         | -         | -         | -         | -         | -         | -         | -         |

① Excludes Empire State College, College of Environmental Science and Forestry, College of Optometry, and the Statutory Colleges

SYSTEM ADMINISTRATION OFFICE OF  
 INSTITUTIONAL RESEARCH  
 STATE UNIVERSITY OF NEW YORK  
 SEPTEMBER 15, 1995



TABLE 12  
 NUMBER OF STUDENTS PER RESIDENT ASSISTANT ①  
 STATE-OPERATED INSTITUTIONS, ② STATE UNIVERSITY OF NEW YORK  
 FALL 1985 THRU FALL 1994

| INSTITUTION                                    | FALL 1985 | FALL 1986 | FALL 1987 | FALL 1988 | FALL 1989 | FALL 1990 | FALL 1991 | FALL 1992 | FALL 1993 | FALL 1994 |
|--|-----------|-----------|-----------|-----------|-----------|-----------|-----------|-----------|-----------|-----------|
| STATE-OPERATED INSTITUTIONS                    | 25.0      | 24.9      | 25.6      | 25.6      | 25.0      | 24.6      | 24.4      | 24.6      | 26.0      | 25.7      |
| UNIVERSITY CENTERS                             |           |           |           |           |           |           |           |           |           |           |
| ALBANY   | 27.4      | 27.8      | 27.9      | 27.8      | 25.9      | 25.5      | 26.9      | 27.8      | 32.5      | 30.9      |
| BINGHAMTON                                     | 32.7      | 34.5      | 34.4      | 34.8      | 30.8      | 32.8      | 32.2      | 30.4      | 30.9      | 27.6      |
| BUFFALO (INCLUDES STONY BROOK (INCLUDING HSC)) | 29.9      | 29.6      | 28.7      | 28.9      | 28.0      | 28.2      | 29.9      | 28.9      | 30.1      | 30.7      |
|  | 26.5      | 27.0      | 26.6      | 26.9      | 24.6      | 24.7      | 24.2      | 24.9      | 33.1      | 30.7      |
|  | 23.3      | 23.2      | 24.3      | 23.2      | 22.5      | 20.3      | 23.6      | 27.3      | 35.5      | 34.8      |
| UNIVERSITY COLLEGES                            |           |           |           |           |           |           |           |           |           |           |
| BROCKPORT                                      | 25.0      | 24.7      | 26.0      | 26.0      | 26.0      | 25.6      | 24.7      | 24.2      | 24.8      | 24.4      |
| BUFFALO (COLLEGE)                              | 25.2      | 24.5      | 23.8      | 23.3      | 24.2      | 25.3      | 26.7      | 26.8      | 26.7      | 26.7      |
| CORTLAND                                       | 19.4      | 19.5      | 18.4      | 16.6      | 20.8      | 21.1      | 19.2      | 19.2      | 21.3      | 21.0      |
| FREDONIA                                       | 17.6      | 16.8      | 26.9      | 28.9      | 28.5      | 23.7      | 24.4      | 21.8      | 21.9      | 20.5      |
| GENESEO  | 31.0      | 31.3      | 31.7      | 31.6      | 30.7      | 30.7      | 29.1      | 28.3      | 29.6      | 29.2      |
| NEW PALTZ                                      | 26.6      | 26.5      | 25.9      | 25.4      | 24.4      | 24.7      | 24.2      | 23.6      | 24.5      | 24.9      |
|  | 28.8      | 30.9      | 32.3      | 34.8      | 33.9      | 34.7      | 34.3      | 33.7      | 31.2      | 32.0      |
| OLD WESTBURY                                   | 41.9      | 41.8      | 21.0      | 21.0      | 21.0      | 16.2      | 16.2      | 16.2      | 16.2      | 15.6      |
| ONEONTA  | 24.0      | 22.5      | 23.3      | 23.7      | 22.6      | 23.3      | 20.5      | 24.1      | 22.9      | 24.5      |
| OSWEGO   | 28.3      | 29.3      | 28.2      | 28.7      | 28.4      | 28.2      | 27.3      | 25.2      | 27.5      | 25.3      |
| PLATTSBURGH                                    | 28.6      | 28.8      | 29.7      | 28.7      | 28.1      | 28.0      | 27.1      | 25.3      | 26.9      | 26.6      |
| POTSDAM  | 25.8      | 22.9      | 25.8      | 25.6      | 24.9      | 24.1      | 22.8      | 22.2      | 23.1      | 21.3      |
| PURCHASE                                       | 22.7      | 22.6      | 24.5      | 25.1      | 24.8      | 25.3      | 23.9      | 23.4      | 22.5      | 23.0      |
| HEALTH SCIENCES CENTERS                        |           |           |           |           |           |           |           |           |           |           |
| BROOKLYN                                       | 33.2      | 32.1      | 34.5      | 33.9      | 31.8      | 34.4      | 33.2      | 37.0      | 23.4      | 22.5      |
| SYRACUSE                                       | 50.6      | 49.4      | 56.2      | 59.3      | 60.0      | 61.2      | 60.3      | 59.3      | 24.1      | 24.1      |
|  | 23.8      | 22.8      | 24.5      | 22.2      | 18.8      | 22.0      | 20.6      | 22.1      | 22.4      | 19.9      |
| SPECIALIZED COLLEGES                           |           |           |           |           |           |           |           |           |           |           |
| MARITIME                                       | 14.4      | 13.5      | 13.3      | 13.7      | 10.8      | 16.5      | 20.0      | 19.8      | 15.3      | 19.5      |
| INST. OF TECH. AT UTICA/ROME                   | 14.4      | 13.5      | 13.3      | 13.7      | 10.8      | 16.5      | 16.2      | 16.3      | 11.8      | 15.5      |
|  | N/A       | N/A       | N/A       | N/A       | N/A       | N/A       | 35.2      | 32.1      | 32.8      | 33.8      |
| COLLEGES OF TECH./AGRIC.                       |           |           |           |           |           |           |           |           |           |           |
| ALFRED   | 21.2      | 20.9      | 21.7      | 21.7      | 22.1      | 20.8      | 19.5      | 20.3      | 20.4      | 21.0      |
| CANTON   | 16.0      | 17.6      | 16.0      | 16.5      | 16.7      | 15.5      | 15.9      | 15.1      | 14.9      | 15.9      |
| COBLESKILL                                     | 26.4      | 23.7      | 28.4      | 29.3      | 28.4      | 26.3      | 25.2      | 27.2      | 25.6      | 26.9      |
| DELHI  | 26.0      | 25.9      | 27.6      | 25.3      | 25.4      | 24.3      | 23.4      | 21.7      | 20.0      | 19.7      |
| FARMINGDALE                                    | 20.1      | 16.8      | 19.0      | 19.2      | 19.5      | 19.3      | 18.0      | 16.8      | 22.4      | 23.9      |
| MORRISVILLE                                    | 24.1      | 21.4      | 23.0      | 23.0      | 24.1      | 20.2      | 18.6      | 24.6      | 19.0      | 21.4      |
|  | 23.6      | 24.1      | 25.3      | 26.5      | 27.5      | 26.3      | 20.5      | 26.5      | 27.0      | 27.5      |

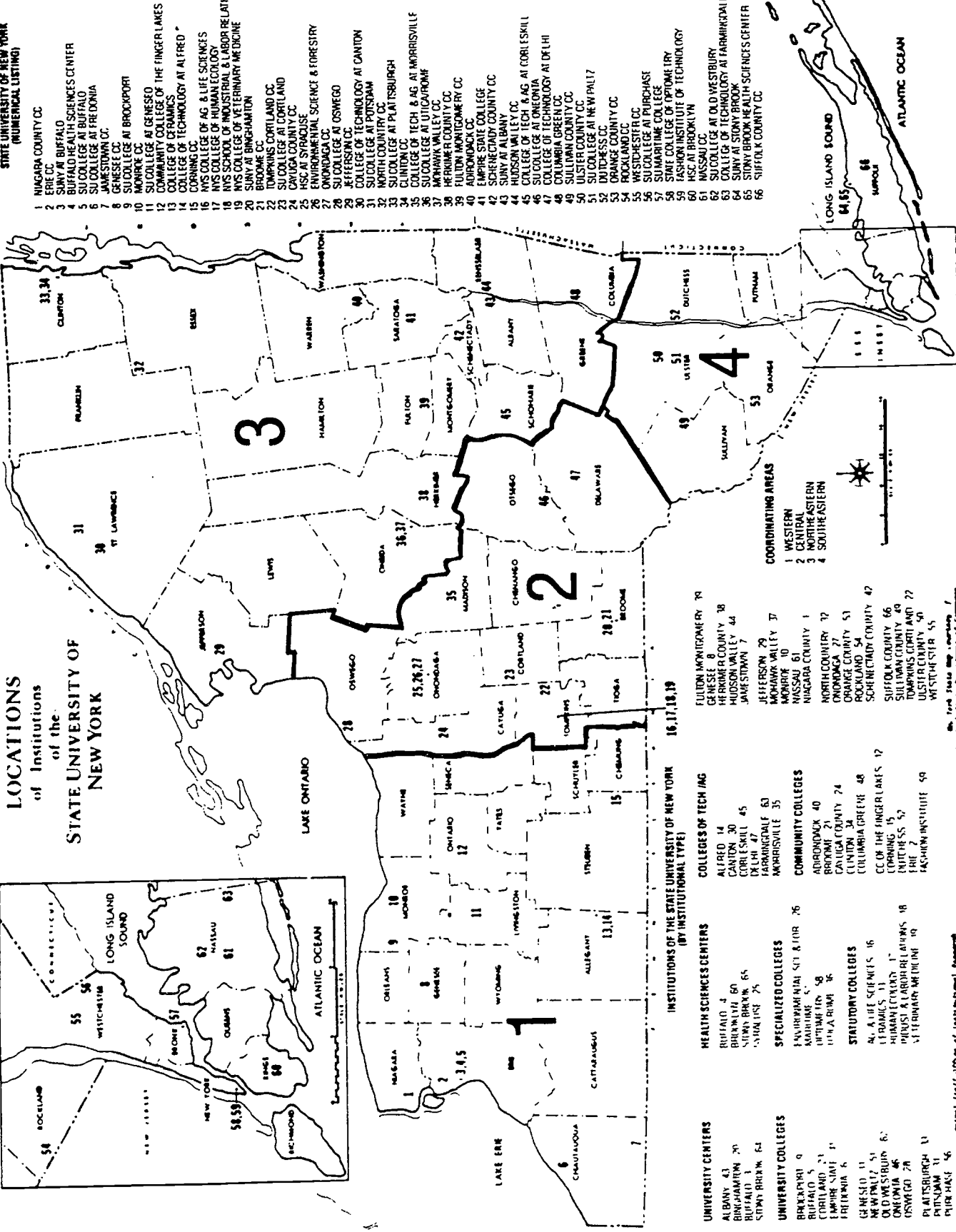
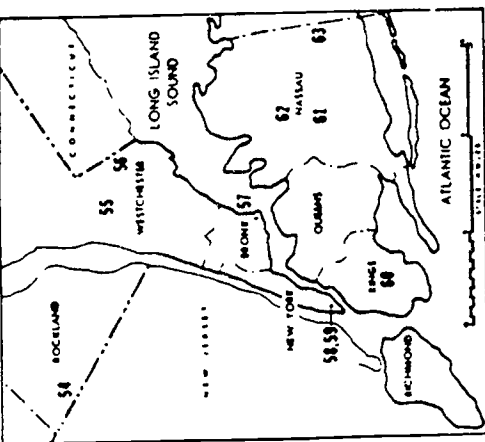
① Students reported as Resident Assistants perform a range of assignments which vary in type and commitment. Therefore, the ratios shown here do not necessarily reflect differences in Resident Assistant services available to students.

② Excludes Empire State College, College of Environmental Science and Forestry, College of Optometry, and the Statutory Colleges

SYSTEM ADMINISTRATION OFFICE OF  
 INSTITUTIONAL RESEARCH  
 STATE UNIVERSITY OF NEW YORK  
 SEPTEMBER 18, 1995

**PART THREE**  
**APPENDIX**

**LOCATIONS of Institutions of the STATE UNIVERSITY OF NEW YORK**



**INSTITUTIONS OF THE STATE UNIVERSITY OF NEW YORK (NUMERICAL LISTING)**

- 1 NIAGARA COUNTY CC
- 2 SUNY AT BUFFALO
- 3 BUFFALO HEALTH SCIENCES CENTER
- 4 SUNY COLLEGE AT BUFFALO
- 5 SUNY COLLEGE AT FREDONIA
- 6 JAMESSTOWN CC
- 7 GENESSEE CC
- 8 SUNY COLLEGE AT BROCKPORT
- 9 MONROE CC
- 10 SUNY COLLEGE AT GENESCO
- 11 COLLEGE OF THE FINGER LAKES
- 12 COLLEGE OF PERALS
- 13 COLLEGE OF TECHNOLOGY AT ALFRED
- 14 CORNING CC
- 15 SUNY COLLEGE OF AG & LIFE SCIENCES
- 16 SUNY COLLEGE OF HUMAN ECOLOGY
- 17 SUNY SCHOOL OF INDUSTRIAL & LABOR RELATIONS
- 18 SUNY COLLEGE OF VETERINARY MEDICINE
- 19 SUNY AT BINGHAMTON
- 20 BROOME CC
- 21 TOMPKINS CORTLAND CC
- 22 SUNY COLLEGE AT CORTLAND
- 23 CAYUGA COUNTY CC
- 24 HSC AT SYRACUSE
- 25 ENVIRONMENTAL SCIENCE & FORESTRY
- 26 ONONDAGA CC
- 27 SUNY COLLEGE AT OSWEGO
- 28 JEFFERSON CC
- 29 COLLEGE OF TECHNOLOGY AT CANTON
- 30 SUNY COLLEGE AT POTSDAM
- 31 NORTH COUNTRY CC
- 32 SUNY COLLEGE AT PLATTSBURGH
- 33 CLINTON CC
- 34 COLLEGE OF TECH & AG AT MORRISVILLE
- 35 SUNY COLLEGE AT UTICA/ROMF
- 36 HERKIMER COUNTY CC
- 37 FULTON MONTGOMERY CC
- 38 ADIRONDACK CC
- 39 EMPIRE STATE COLLEGE
- 40 SCHENECTADY CC
- 41 SUNY AT ALBANY
- 42 HUDSON VALLEY CC
- 43 COLLEGE OF TECH & AG AT CORLESKILL
- 44 SUNY COLLEGE AT ONEONTA
- 45 COLLEGE OF TECHNOLOGY AT DELHI
- 46 COLUMBIA GREEN CC
- 47 SULLIVAN COUNTY CC
- 48 ULSTER COUNTY CC
- 49 SUNY COLLEGE AT NEW PALTZ
- 50 DUTCHESS CC
- 51 ORANGE COUNTY CC
- 52 ROCKLAND CC
- 53 WESTCHESTER CC
- 54 SUNY COLLEGE AT PURCHASE
- 55 SUNY COLLEGE AT YONKERS
- 56 STATE COLLEGE OF OPTOMETRY
- 57 FASHION INSTITUTE OF TECHNOLOGY
- 58 HCC AT BROOKLYN
- 59 SUNY COLLEGE AT OLD WESTBURY
- 60 COLLEGE OF TECHNOLOGY AT FARMINGDALE
- 61 SUNY AT STONY BROOK
- 62 SUNY BROOK HEALTH SCIENCES CENTER
- 63 SUFFOLK COUNTY CC
- 64
- 65
- 66

- INSTITUTIONS OF THE STATE UNIVERSITY OF NEW YORK (BY INSTITUTIONAL TYPE)**
- UNIVERSITY CENTERS**  
 ALBANY 43  
 BROOKLYN 30  
 BUFFALO 3  
 SUNY BROOK 62
- UNIVERSITY COLLEGES**  
 BROCKPORT 9  
 BUFFALO 5  
 CORTLAND 21  
 EMPIRE STATE 31  
 FREDONIA 6  
 GENESCO 11  
 NEW WESTBURY 61  
 OLD WESTBURY 62  
 ONEONTA 46  
 OSWEGO 28  
 PLATTSBURGH 33  
 POTSDAM 31  
 PURCHASE 56
- HEALTH SCIENCES CENTERS**  
 BUFFALO 4  
 BROOKLYN 60  
 SUNY BROOK 65  
 YONKERS 25
- SPECIALIZED COLLEGES**  
 PARSONS SCHOOL OF DESIGN 76  
 SUNY COLLEGE OF OPTOMETRY 57  
 SUNY COLLEGE OF FASHION DESIGN 58
- STATUTORY COLLEGES**  
 SUNY COLLEGE OF AG & LIFE SCIENCES 16  
 SUNY COLLEGE OF HUMAN ECOLOGY 17  
 SUNY SCHOOL OF INDUSTRIAL & LABOR RELATIONS 18  
 SUNY COLLEGE OF VETERINARY MEDICINE 19
- COLLEGES OF TECH / AG**  
 ALFRED 14  
 CANTON 30  
 CORLESKILL 44  
 DELHI 47  
 FARMINGDALE 63  
 MORRISVILLE 63
- COMMUNITY COLLEGES**  
 BROCKPORT 40  
 BROOKLYN 31  
 CAYUGA COUNTY 74  
 CLINTON 34  
 COLUMBIA GREEN 48  
 CC OF THE FINGER LAKES 12  
 CORNING 15  
 ENICORP 52  
 ERIE 7  
 FASHION INSTITUTE 50
- NIAGARA COUNTY CC** 70  
**GENESSEE CC** 8  
**HERKIMER COUNTY** 38  
**HUDSON VALLEY CC** 44  
**JAMESSTOWN CC** 7  
**JEFFERSON CC** 29  
**MONTGOMERY CC** 37  
**MORRISVILLE CC** 63  
**NIAGARA COUNTY** 1  
**NORTH COUNTRY CC** 12  
**ONONDAGA CC** 27  
**ORANGE COUNTY** 53  
**ROCKLAND CC** 54  
**SCHENECTADY COUNTY** 47  
**SUFFOLK COUNTY** 66  
**SULLIVAN COUNTY** 49  
**TOMPKINS CORTLAND** 22  
**ULSTER COUNTY** 40  
**WESTCHESTER CC** 55
- Source: State Dept. of Education, New York State Department of Education*

Partial Staff Office of Institutional Research  
 Data compiled by the Staff

# Chronology of Dates of Establishment of Institutions of the State University of New York

1811 to 1900

1901 to 1979

|  | 11-12 | 21-30 | 31-40 | 41-50             | 51-60 | 61-70             | 71-80             | 81-90 | 91-100            | 01-10             | 11-20             | 21-30 | 31-40             | 41-50                     | 51-60              | 61-70 | 71-79                                 |
|--|-------|-------|-------|-------------------|-------|-------------------|-------------------|-------|-------------------|-------------------|-------------------|-------|-------------------|---------------------------|--------------------|-------|---------------------------------------|
| 29 State University Number of Institutions |       |       |       |                   |       |                   |                   |       |                   |                   |                   |       |                   | 34                        | 43                 | 64    | 66                                    |
| X University Centers<br>Albany             |       |       |       | 1844 <sup>d</sup> |       |                   |                   |       |                   |                   |                   |       |                   | 1946 <sup>c</sup><br>1950 |                    |       |                                       |
| Binghamton                                 |       |       |       |                   |       |                   |                   |       |                   |                   |                   |       |                   |                           |                    |       | 1962 <sup>bc</sup>                    |
| Buffalo                                    |       |       |       | 1846              |       |                   |                   |       |                   |                   |                   |       |                   |                           |                    |       |                                       |
| Sony Brook                                 |       |       |       |                   |       |                   |                   |       |                   |                   |                   |       |                   |                           | 1957 <sup>bc</sup> |       |                                       |
| University Colleges                        |       |       |       |                   |       |                   |                   |       |                   |                   |                   |       |                   |                           |                    |       |                                       |
| X Brockport                                |       |       |       | 1841              |       | 1867 <sup>d</sup> |                   |       |                   |                   |                   |       |                   |                           |                    |       |                                       |
| X Buffalo                                  |       |       |       |                   |       | 1867 <sup>d</sup> |                   |       |                   |                   |                   |       |                   |                           |                    |       |                                       |
| X Cortland                                 |       |       |       |                   |       | 1868 <sup>d</sup> |                   |       |                   |                   |                   |       |                   |                           |                    |       | 1971 <sup>bc</sup>                    |
| Empire State                               |       |       |       |                   |       |                   |                   |       |                   |                   |                   |       |                   |                           |                    |       |                                       |
| X Fredonia                                 |       | 1826  |       |                   |       | 1866 <sup>b</sup> |                   |       |                   |                   |                   |       |                   |                           |                    |       |                                       |
| X Genesee                                  |       |       |       |                   |       |                   | 1871 <sup>d</sup> |       |                   |                   |                   |       |                   |                           |                    |       |                                       |
| X New Paltz                                |       | 1828  |       |                   |       |                   |                   |       | 1885 <sup>d</sup> |                   |                   |       |                   |                           |                    |       | 1965 <sup>bc</sup>                    |
| Old Westbury                               |       |       |       |                   |       |                   |                   |       |                   |                   |                   |       |                   |                           |                    |       |                                       |
| X Oneonta                                  |       |       |       |                   |       |                   |                   |       |                   |                   |                   |       |                   |                           |                    |       |                                       |
| X Oswego                                   |       |       |       |                   |       | 1861              |                   |       |                   |                   |                   |       |                   |                           |                    |       |                                       |
|  |       |       |       |                   |       | 1867 <sup>d</sup> |                   |       |                   |                   |                   |       |                   |                           |                    |       |                                       |
| X Plattsburgh                              |       |       |       |                   |       |                   |                   |       |                   |                   |                   |       |                   |                           |                    |       |                                       |
| X Potsdam                                  | 1816  |       |       |                   |       |                   |                   |       |                   |                   |                   |       |                   |                           |                    |       |                                       |
| Purchase                                   |       |       |       |                   |       |                   |                   |       |                   |                   |                   |       |                   |                           |                    |       | 1965 <sup>bc</sup>                    |
| Health Science Centers                     |       |       |       |                   |       |                   |                   |       |                   |                   |                   |       |                   |                           |                    |       |                                       |
| Buffalo                                    |       |       |       | 1846              |       |                   |                   |       |                   |                   |                   |       |                   |                           |                    |       | 1962 <sup>bc</sup>                    |
| Brooklyn                                   |       |       |       |                   | 1858  |                   |                   |       |                   |                   |                   |       |                   |                           |                    |       |                                       |
| Sony Brook                                 |       |       |       |                   |       |                   |                   |       |                   |                   |                   |       |                   |                           |                    |       | 1970 <sup>bc</sup>                    |
| Syracuse                                   |       |       | 1834  |                   |       |                   |                   | 1872  |                   |                   |                   |       |                   |                           |                    |       | 1950 <sup>bc</sup>                    |
| Specialized Colleges                       |       |       |       |                   |       |                   |                   |       |                   |                   |                   |       |                   |                           |                    |       |                                       |
| X Environmental Science and Forestry       |       |       |       |                   |       |                   |                   |       |                   |                   | 1911 <sup>d</sup> |       |                   |                           |                    |       |                                       |
|  |       |       |       |                   |       |                   |                   |       |                   |                   | 1913 <sup>d</sup> |       |                   |                           |                    |       |                                       |
| X Maritime                                 |       |       |       |                   |       |                   | 1874              |       |                   |                   |                   |       |                   |                           |                    |       |                                       |
| Optometry                                  |       |       |       |                   |       |                   |                   |       |                   |                   |                   |       |                   |                           |                    |       |                                       |
| Utica/Rome                                 |       |       |       |                   |       |                   |                   |       |                   |                   |                   |       |                   |                           |                    |       | 1966 <sup>bc</sup> 1971 <sup>bc</sup> |
| Statutory Colleges                         |       |       |       |                   |       |                   |                   |       |                   |                   |                   |       |                   |                           |                    |       |                                       |
| X Agriculture and Life Sci                 |       |       |       |                   |       |                   |                   |       |                   | 1900 <sup>b</sup> | 1904 <sup>c</sup> |       |                   |                           |                    |       |                                       |
| X Ceramics                                 |       |       |       |                   |       |                   |                   |       |                   |                   |                   |       |                   |                           |                    |       |                                       |
| X Human Ecology                            |       |       |       |                   |       |                   |                   |       |                   |                   |                   |       | 1925 <sup>d</sup> |                           |                    |       |                                       |
| X Industrial & Labor Rel                   |       |       |       |                   |       |                   |                   |       |                   |                   |                   |       |                   |                           |                    |       | 1944 <sup>d</sup>                     |
| X Veterinary Medicine                      |       |       |       |                   |       |                   |                   |       | 1894 <sup>b</sup> |                   |                   |       |                   |                           |                    |       |                                       |
| Colleges of Technology/Agriculture         |       |       |       |                   |       |                   |                   |       |                   |                   |                   |       |                   |                           |                    |       |                                       |
| X Alfred                                   |       |       |       |                   |       |                   |                   |       |                   |                   |                   |       |                   |                           |                    |       | 1908 <sup>b</sup>                     |
| X Canton                                   |       |       |       |                   |       |                   |                   |       |                   |                   |                   |       |                   |                           |                    |       | 1906 <sup>b</sup>                     |
| X Cobleskill                               |       |       |       |                   |       |                   |                   |       |                   |                   |                   |       |                   |                           |                    |       | 1911 <sup>b</sup>                     |
| X Delhi                                    |       |       |       |                   |       |                   |                   |       |                   |                   |                   |       |                   |                           |                    |       | 1913 <sup>b</sup>                     |
| X Farmingdale                              |       |       |       |                   |       |                   |                   |       |                   |                   |                   |       |                   |                           |                    |       | 1912 <sup>b</sup>                     |
| X Morneville                               |       |       |       |                   |       |                   |                   |       |                   |                   |                   |       |                   |                           |                    |       | 1908 <sup>b</sup>                     |
| Community Colleges                         |       |       |       |                   |       |                   |                   |       |                   |                   |                   |       |                   |                           |                    |       |                                       |
| X Adirondack                               |       |       |       |                   |       |                   |                   |       |                   |                   |                   |       |                   |                           |                    |       | 1946 <sup>b</sup> 1960 <sup>bc</sup>  |
| X Broome                                   |       |       |       |                   |       |                   |                   |       |                   |                   |                   |       |                   |                           |                    |       | 1953 <sup>bc</sup>                    |
| Cayuga County                              |       |       |       |                   |       |                   |                   |       |                   |                   |                   |       |                   |                           |                    |       | 1966 <sup>bc</sup>                    |
| Clinson                                    |       |       |       |                   |       |                   |                   |       |                   |                   |                   |       |                   |                           |                    |       | 1966 <sup>bc</sup>                    |
| Columbia-Greene                            |       |       |       |                   |       |                   |                   |       |                   |                   |                   |       |                   |                           |                    |       |                                       |
| Community College of the Finger Lakes      |       |       |       |                   |       |                   |                   |       |                   |                   |                   |       |                   |                           |                    |       | 1965 <sup>bc</sup>                    |
| Corning                                    |       |       |       |                   |       |                   |                   |       |                   |                   |                   |       |                   |                           |                    |       | 1956 <sup>bc</sup>                    |
| Dutchess                                   |       |       |       |                   |       |                   |                   |       |                   |                   |                   |       |                   |                           |                    |       | 1957 <sup>bc</sup>                    |
| X Erie                                     |       |       |       |                   |       |                   |                   |       |                   |                   |                   |       |                   |                           |                    |       | 1946 <sup>bc</sup>                    |
| Fashion Institute                          |       |       |       |                   |       |                   |                   |       |                   |                   |                   |       |                   |                           |                    |       | 1944                                  |
| Fulton-Montgomery                          |       |       |       |                   |       |                   |                   |       |                   |                   |                   |       |                   |                           |                    |       | 1963 <sup>bc</sup>                    |
| Genesee                                    |       |       |       |                   |       |                   |                   |       |                   |                   |                   |       |                   |                           |                    |       | 1966 <sup>bc</sup>                    |
| Herkimer County                            |       |       |       |                   |       |                   |                   |       |                   |                   |                   |       |                   |                           |                    |       | 1966 <sup>bc</sup>                    |
| Hudson Valley                              |       |       |       |                   |       |                   |                   |       |                   |                   |                   |       |                   |                           |                    |       | 1945                                  |
| Jamestown                                  |       |       |       |                   |       |                   |                   |       |                   |                   |                   |       |                   |                           |                    |       | 1950 <sup>bc</sup> 1953 <sup>bc</sup> |
| X Jefferson                                |       |       |       |                   |       |                   |                   |       |                   |                   |                   |       |                   |                           |                    |       | 1946 <sup>b</sup>                     |
| X Mohawk Valley                            |       |       |       |                   |       |                   |                   |       |                   |                   |                   |       |                   |                           |                    |       | 1961 <sup>bc</sup>                    |
| Monroe                                     |       |       |       |                   |       |                   |                   |       |                   |                   |                   |       |                   |                           |                    |       | 1961 <sup>bc</sup>                    |
| Nassau                                     |       |       |       |                   |       |                   |                   |       |                   |                   |                   |       |                   |                           |                    |       | 1959 <sup>bc</sup>                    |
| X <sup>d</sup> New York City               |       |       |       |                   |       |                   |                   |       |                   |                   |                   |       |                   |                           |                    |       | 1946                                  |
| Niagara County                             |       |       |       |                   |       |                   |                   |       |                   |                   |                   |       |                   |                           |                    |       | 1962 <sup>bc</sup>                    |
| North Country                              |       |       |       |                   |       |                   |                   |       |                   |                   |                   |       |                   |                           |                    |       | 1967 <sup>bc</sup>                    |
| Onondaga                                   |       |       |       |                   |       |                   |                   |       |                   |                   |                   |       |                   |                           |                    |       | 1961 <sup>bc</sup>                    |
| Orange County                              |       |       |       |                   |       |                   |                   |       |                   |                   |                   |       |                   |                           |                    |       | 1950 <sup>bc</sup>                    |
| Rockland                                   |       |       |       |                   |       |                   |                   |       |                   |                   |                   |       |                   |                           |                    |       |                                       |
| Schenectady County                         |       |       |       |                   |       |                   |                   |       |                   |                   |                   |       |                   |                           |                    |       | 1967 <sup>bc</sup>                    |
| Suffolk County                             |       |       |       |                   |       |                   |                   |       |                   |                   |                   |       |                   |                           |                    |       | 1959 <sup>bc</sup>                    |
| Sullivan County                            |       |       |       |                   |       |                   |                   |       |                   |                   |                   |       |                   |                           |                    |       | 1962 <sup>bc</sup>                    |
| Tompkins-Cortland                          |       |       |       |                   |       |                   |                   |       |                   |                   |                   |       |                   |                           |                    |       | 1967 <sup>bc</sup>                    |
| Ulster County                              |       |       |       |                   |       |                   |                   |       |                   |                   |                   |       |                   |                           |                    |       | 1961 <sup>bc</sup>                    |
| X Westchester                              |       |       |       |                   |       |                   |                   |       |                   |                   |                   |       |                   |                           |                    |       | 1946 <sup>b</sup>                     |

## FOOTNOTES

<sup>a</sup>Original constituent institutions of the State University of New York at its establishment in 1948.

<sup>b</sup>Date of establishment as a state college or institution.

<sup>c</sup>Date of incorporation into State University of New York.

<sup>d</sup>As of July 1, 1975, New York City Community College and the other community colleges (not shown here) sponsored by the New York City Board of Higher Education were no longer a part of the State University of New York.

NOTE: Dates preceding date indicated for establishment as a state college or institution refer to institutional antecedents of the present college or university. These may have been private institutions or controlled by a governmental entity other than the state. Intermediate institutional developments such as other college affiliation or date of first baccalaureate program offering have been omitted for the sake of brevity.

\*The Health Sciences Centers at Buffalo and Stony Brook are shown separately here from their respective core campuses.

**PUBLICATIONS LIST**

**PUBLICATION LIST**  
**CENTRAL STAFF OFFICE OF INSTITUTIONAL RESEARCH**  
 \* Indicates OUT OF PRINT

| REPORT TITLE   | YEARS     |   |           |             |                         |                    |           |
|--|-----------|---|-----------|-------------|-------------------------|--------------------|-----------|
| <b>ACADEMIC LIBRARY STATISTICS</b><br>(Now done as a STATISTICAL RELEASE.)   | DATA YEAR | 1967-1969                                     | 1969-1970 | 1972-1975   | 1976-1977               | 1978-1979          | 1980-1983 |
|  | RPT. NO.  | *8  | *18       | *12-76      | *12-76                  | *12-80             | 12-84     |
| <b>AGE GROUP AND SEX OF STUDENTS</b>   | DATA YEAR | 1974  | 1975      | 1976        | 1977                    | 1978               | 1979      |
|  | RPT. NO.  | *8-75   | *8-76     | *8-77       | 8-78                    | 8-79               | 8-81      |
| "  | DATA YEAR | 1980  | 1981      | 1982        | 1983                    | 1984               | 1985      |
|  | RPT. NO.  | 8-82  | 8-83      | 8-84        | 8-84A                   | 8-85               | 8-86      |
| "  | DATA YEAR | 1986  | 1987      | 1988        | 1989                    | 1990               | 1991      |
|  | RPT. NO.  | 8-87  | 8-88      | 8-89        | 8-90                    | 8-91               | 8-92      |
| "  | DATA YEAR | 1992  | 1993      | 1995        |                         |                    |           |
|  | RPT. NO.  | 8-93  | 8-94      | 8-95        |                         |                    |           |
| <b>APPLICATION AND ENROLLMENT PATTERNS OF TRANSFER STUDENTS</b>  | DATA YEAR | 1970  | 1971      | 1972        | 1973                    | 1974               | 1975      |
|  | RPT. NO.  | *15   | *29       | *41         | *6-75                   | *6-76              | 6-76A     |
| "  | DATA YEAR | 1976 & 1977                                   | 1978      | 1979        | 1983                    | 1984               | 1985      |
|  | RPT. NO.  | 6-79  | 6-80      | 6-81        | 6-84                    | 6-85               | 6-86      |
| "  | DATA YEAR | 1986  | 1987      | 1988        | 1989                    | 1990               | 1991      |
|  | RPT. NO.  | 6-87  | 6-88      | 6-89        | 6-90                    | 6-91               | 6-92      |
| "  | DATA YEAR | 1992  | 1993      | 1994        |                         |                    |           |
|  | RPT. NO.  | 6-93  | 6-94      | 6-95        |                         |                    |           |
| <b>ATTRITION &amp; RETENTION OF FIRST-TIME, FULL-TIME STUDENTS IN TWO YEAR AND BACCALAUREATE DEGREE PROGRAMS</b><br>(Partial history of later cohorts included starting with Rpt. 4-80.)<br>(Postsecondary Opportunity Program Students included starting with Rpt 4-87) | CLASS OF  | 1973  | 1974      | 1975 & 1976 | 1977 & 1978             | 1982               | 1983      |
|  | RPT. NO.  | *4-74   | *4-76     | *4-79       | *4-80                   | 4-85               | 4-87      |
| "  | CLASS OF  | 1984  | 1988      | 1989        | 1991                    | 1992               |           |
|  | RPT. NO.  | 4-87A   | 4-92      | 4-92A       | 4-94                    | 4-95               |           |
| <b>CAMPUS SCHOOL STATISTICS</b>  | DATA YEAR | 1966-1968                                     |           |             |                         |                    |           |
|  | RPT. NO.  | *3  |           |             |                         |                    |           |
| <b>CHARACTERISTICS OF INSTITUTIONS UNDER THE PROGRAM OF THE STATE UNIVERSITY OF NEW YORK</b>   | DATA YEAR |   | 1970      |             |                         |                    |           |
|  | RPT. NO.  |   | *25       |             |                         |                    |           |
| <b>DEGREES AND OTHER FORMAL AWARDS</b><br>(Latest print-out available upon request.)   | DATA YEAR | 1968  |           |             |                         |                    |           |
|  | RPT. NO.  | *B-1  |           |             |                         |                    |           |
| <b>DEGREE AND OTHER FORMAL PROGRAMS CURRENTLY OFFERED</b><br>(Latest print-out available upon request.)  | DATA YEAR | 1969  | 1971      | 1980        | 1982                    | 1984               | 1987      |
|  | RPT. NO.  | *   | *26       | *15-80      | *15-82                  | 15-84              | 15-87     |
| <b>DIRECTORY OF SELECTED CAMPUS ADMINISTRATIVE PERSONNEL OF THE STATE UNIVERSITY OF NEW YORK</b>   | DATA YEAR |   | 1971      |             |                         |                    |           |
|  | RPT. NO.  |   | *         |             |                         |                    |           |
| <b>EMPLOYEE CHARACTERISTICS AND SALARY STATISTICS</b>  | DATA YEAR |   | 1970      |             |                         |                    |           |
|  | RPT. NO.  |   | *23       |             |                         |                    |           |
| <b>*ENROLLMENT AND DEGREES GRANTED BY ACADEMIC PROGRAMS</b><br>(Latest print-out available upon request.)  | DATA YEAR | Annual 1975-1977 & Degrees 1974-75 to 1976-77 |           |             |                         |                    |           |
|  | RPT. NO.  | *14-78  |           |             |                         |                    |           |
| <b>ENROLLMENT BY ACADEMIC PROGRAM</b><br>(Latest print-out available upon request.)  | DATA YEAR | 1968  | 1968-1971 | 1969-1972   | Enri 1975-1977 & Degree | 1974-75 to 1976-77 |           |
|  | RPT. NO.  | *C-1  | *33       | *5-74       | *14-78                  |                    |           |
| "  | DATA YEAR |   |           |             |                         |                    |           |
|  | RPT. NO.  |   |           |             |                         |                    |           |
| <b>ENROLLMENT, HOUSING AND FINANCIAL AID OF MINORITY GROUP STUDENTS</b><br>(See STATISTICAL RELEASES for later years.)   | DATA YEAR | 1968  |           |             |                         |                    |           |
|  | RPT. NO.  | *1  |           |             |                         |                    |           |
| <b>FACULTY AND STAFF STATISTICS BY JOB CATEGORY, ETHNIC GROUP, TENURE, RANK AND SEX</b>  | DATA YEAR |   | 1970      |             |                         |                    |           |
|  | RPT. NO.  |   | *         |             |                         |                    |           |

**PUBLICATION LIST**  
**CENTRAL STAFF OFFICE OF INSTITUTIONAL RESEARCH**  
 \* Indicates OUT OF PRINT

| REPORT TITLE   | YEARS              |                 |                                |                 |                 |           |       |       |
|--|--------------------|-----------------|--------------------------------|-----------------|-----------------|-----------|-------|-------|
| GEOGRAPHIC ORIGINS OF FIRST TIME STUDENTS<br>(Now included in RPT. 2-84 to date )  | DATA YEAR          | 1968            | 1969                           | 1970            | 1971            | 1972      | 1973  | 1974  |
|  | RPT NO             | *6              | *13                            | *22             | *35             | *39       | *3-75 | *3-76 |
| "  | DATA YEAR          | 1975            | 1976                           | 1977 & 1978     | 1980 & 1981     |           |       |       |
| "  | RPT NO             | *3-76A          | *3-78                          | 3-80            | 3-83            |           |       |       |
| GEOGRAPHIC ORIGINS OF STUDENTS<br>(Includes first time & transfer students from RPT 2-84 to date )                                     | DATA YEAR          | 1968            | 1969                           | 1970            | 1971            | 1972      | 1973  | 1974  |
|  | RPT NO.            | *5              | *12                            | *21             | *36             | *42       | *2-75 | *2-76 |
| "  | DATA YEAR          | 1976            | 1978                           | 1977            | 1979            | 1981      | 1982  | 1983  |
| "  | RPT NO             | 2-78            | 2-79                           | 2-80            | 2-81            | 2-83      | 2-84  | 2-84A |
| "  | DATA YEAR          | 1984            | 1985                           | 1986            | 1987            | 1988      | 1989  | 1990  |
| "  | RPT NO             | 2-85            | 2-86                           | 2-87            | 2-88            | 2-89      | *2-90 | 2-91  |
| "  | DATA YEAR          | 1991            | 1992                           | 1993            | 1994            |           |       |       |
| "  | RPT. NO            | 2-92            | 2-93                           | 2-94            | 2-95            |           |       |       |
| GEOGRAPHIC ORIGINS OF TRANSFER STUDENTS<br>(Now included in RPT. 2-84 to date )  | DATA YEAR          | 1977 & 1978     |                                |                 |                 |           |       |       |
|  | RPT. NO            | 17-80           |                                |                 |                 |           |       |       |
| GRADUATE STUDENT ADMISSIONS SURVEY   | DATA YEAR          | 1970            | 1971                           | 1972            | 1973            | 1974      | 1975  | 1976  |
|  | RPT NO             | *17             | *32                            | *38             | 1-74            | 1-75      | 1-76  | 1-77  |
| HEADCOUNT ENROLLMENT AND FULL TIME EQUIVALENT<br>WORKLOAD STATISTICS OF CREDIT COURSE STUDENTS<br>(Now done as a STATISTICAL RELEASE ) | DATA YEAR          | 1968-1969       | 1969-1970                      | 1970-1971       |                 |           |       |       |
|  | RPT. NO            | *7              | *10                            | *24             |                 |           |       |       |
| HIGH SCHOOL STATUS OF FIRST-TIME CREDIT<br>COURSE STUDENTS<br>(Now done as a STATISTICAL RELEASE )                                     | DATA YEAR          | 1979 & 1980     |                                |                 |                 |           |       |       |
|  | RPT. NO.           | 18-82           |                                |                 |                 |           |       |       |
| INSTRUCTIONAL LOCATION AWAY FROM THE MAIN CAMPUS   | DATA YEAR          | 1979            | 1986                           | 1987            | 1988            | 1989      | 1990  | 1991  |
|  | RPT NO             | *16-80          | 16-87                          | 16-88           | 16-89           | 16-90     | 16-91 | 16-92 |
| "  | DATA YEAR          | 1992-93         | 1992-93                        | 1993-94         |                 |           |       |       |
| "  | RPT. NO.           | 16-94           | 16-94A                         | 16-95           |                 |           |       |       |
| INVENTORY OF SELECTED INTERINSTITUTIONAL<br>COOPERATIVE ARRANGEMENTS   | DATA YEAR          | 1971            |                                |                 |                 |           |       |       |
|  | RPT. NO            | *19             |                                |                 |                 |           |       |       |
| MIGRATION OF U.S. COLLEGE STUDENTS WITH<br>EMPHASIS ON NEW YORK STATE  | DATA YEAR          | 1968            |                                |                 |                 |           |       |       |
|  | RPT. NO            | *27             |                                |                 |                 |           |       |       |
| MINORITY GROUP ENROLLMENT, HOUSING AND<br>FINANCIAL AID STATISTICS   | DATA YEAR          | 1969-71         |                                |                 |                 |           |       |       |
|  | RPT. NO            | *34             |                                |                 |                 |           |       |       |
| NON-CREDIT INSTRUCTIONAL ACTIVITIES  | DATA MONTHS & YEAR | 1984            | 1/1-6/30, 198                  | 7/1-12/31, 1985 | 1/1-6/30, 1986  |           |       |       |
|  | RPT. NO.           | 20-85           | 20-85A                         | 20-86           | 20-87           |           |       |       |
| "  | DATA MONTHS & YEAR | 7/1-12/31, 1986 |                                | 1/1-6/30, 1987  | 7/1-12/31, 1987 |           |       |       |
| "  | RPT NO             | 20-87A          |                                | 20-88           | 20-88A          |           |       |       |
| "  | DATA MONTHS & YEAR | 1/1-6/30, 1988  |                                | 7/1-12/31, 1988 | 1/1-6/30, 1989  |           |       |       |
| "  | RPT NO             | 20-89           |                                | 20-89A          | 20-90           |           |       |       |
| "  | DATA MONTHS & YEAR | 7/1-12/31, 1989 |                                | 1/1-6/30, 1990  | 7/1-12/31, 1990 |           |       |       |
| "  | RPT NO             | 20-90A          |                                | 20-91           | 20-91A          |           |       |       |
| "  | DATA MONTHS & YEAR | 1/1-6/30, 1991  |                                | 7/1-12/31, 1991 | 1/1-6/30, 1992  |           |       |       |
| "  | RPT. NO            | 20-92           |                                | 20-92A          | 20-93           |           |       |       |
| "  | DATA MONTHS & YEAR | 7/1-12/31, 1992 |                                | 7/1-12/31, 1993 | 7/1-12/31, 1994 |           |       |       |
| "  | RPT NO             | 20-93A          |                                | 20-94           | 20-95           |           |       |       |
| PLACEMENT OF PERSONS COMPLETING PREPARATION<br>FOR EDUCATION CERTIFICATIONS  | DATA YEAR          | 1975            | 1975-1976, 1976-1977 & 1977-78 |                 |                 |           |       |       |
|  | RPT NO             | *13-76          | *13-80                         |                 |                 |           |       |       |
| PREPARATION OF EDUCATIONAL PERSONNEL<br>(Now done as a STATISTICAL RELEASE )   | DATA YEAR          | 1967-1968       | 1969-1971                      | 1972-1975       | 1973-1976       | 1977-1979 |       |       |
|  | RPT NO             | *D-1            | *28                            | * 7-76          | *10-76A         | *10-80    |       |       |
| SUMMER CREDIT COURSE STUDENTS<br>(Now done as a STATISTICAL RELEASE )  | DATA YEAR          | 1968-70         | 1971                           |                 |                 |           |       |       |
|  | RPT NO             | *14             | *20                            |                 |                 |           |       |       |



**PUBLICATION LIST**  
**CENTRAL STAFF OFFICE OF INSTITUTIONAL RESEARCH**  
\* Indicates OUT OF PRINT

| <u>REPORT TITLE</u>   | <u>YEARS</u> |                   |           |           |           |           |           |       |
|---|--------------|-------------------|-----------|-----------|-----------|-----------|-----------|-------|
| <b>TRENDS IN ENROLLMENT AND DEGREES</b><br>(Latest report includes earlier years.)                    | DATA YEAR    | 1948-1970         | 1948-1972 | 1948-1974 | 1948-1976 | 1948-1979 | 1948-1980 |       |
| "   | RPT. NO.     | *11               | *37       | *7-75     | *7-77     | *7-80     | *7-81     |       |
| "   | DATA YEAR    | 1948-1984         | 1948-1985 | 1948-1986 | 1948-1987 | 1948-1988 | 1948-1989 |       |
| "   | RPT. NO.     | 7-85              | 7-86      | 7-87      | 7-88      | 7-89      | 7-90      |       |
| "   | DATA YEAR    | 1948-1990         | 1948-1991 | 1948-1992 | 1948-1993 | 1948-1994 |           |       |
| "   | RPT. NO.     | 7-91              | 7-92      | 7-93      | 7-94      | 7-95      |           |       |
| <b>TRENDS IN TUITION AND OTHER BASIC STUDENT CHARGES</b><br>(Latest report includes earlier years)    | DATA YEAR    | 1963-64-1993-94   |           | 1994-95   |           |           |           |       |
|   | RPT. NO.     | 19-94             |           | 19-95     |           |           |           |       |
| <b>TUITION WAIVERS HONORED BY STATE-OPERATED<br/>INSTITUTIONS OF THE STATE UNIVERSITY OF NEW YORK</b> | DATA YEAR    | 1970-71 & 1971-72 |           |           |           |           |           |       |
|   | RPT. NO.     | *31               |           |           |           |           |           |       |
| <b>UTILIZATION OF RESIDENCE HALL FACILITIES</b>   | DATA YEAR    | 1974 & 1975       | 1976      | 1977      | 1978      | 1979      | 1980      | 1981  |
| "   | RPT. NO.     | 9-75              | 9-76      | 9-77      | 9-79      | 9-80      | 9-81      | 9-81A |
| "   | DATA YEAR    | 1982              | 1983      | 1984      | 1985      | 1986      | 1987      | 1988  |
| "   | RPT. NO.     | 9-82              | 9-84      | 9-85      | 9-86      | 9-87      | 9-88      | 9-89  |
| "   | DATA YEAR    | 1989              | 1990      | 1991      | 1992      | 1993      | 1994      |       |
| "   | RPT. NO.     | 9-90              | 9-91      | 9-92      | 9-93      | 9-94      | 9-95      |       |