

DOCUMENT RESUME

ED 386 127

HE 028 535

TITLE Information Digest of Postsecondary Education in Iowa, 1991-1992.

INSTITUTION Iowa Coll. Student Aid Commission, Des Moines.

PUB DATE 94

NOTE 369p.; For the 1990-91 report, see ED 357 678. Printed on multi-colored paper.

AVAILABLE FROM Iowa College, Student Aid Commission, 914 Grand Avenue, Suite 201, Des Moines, IA 50309-3824 (\$10).

PUB TYPE Statistical Data (110)

EDRS PRICE MF01/PC15 Plus Postage.

DESCRIPTORS Accreditation (Institutions); Budgeting; College Faculty; Degrees (Academic); Educational Finance; *Enrollment; *Expenditures; Graduate Study; Higher Education; Postsecondary Education; *State Colleges; Statistics; *Student Costs; *Student Financial Aid; Tables (Data); *Teacher Salaries; Tenured Faculty; Undergraduate Study; Universities

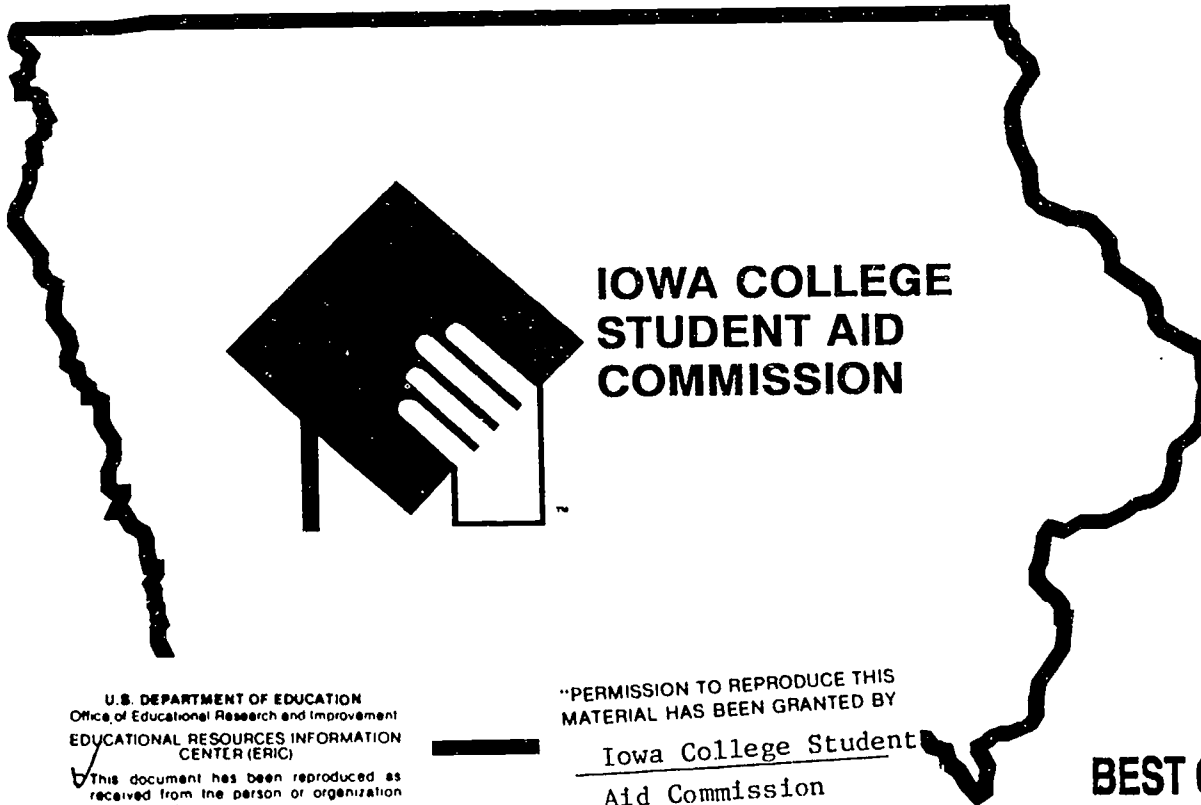
IDENTIFIERS *Iowa

ABSTRACT

This publication provides statistical data and charts concerning the status of Iowa colleges and universities for the 1991-92 academic year. Data are presented for the following categories: (1) enrollments; (2) student expenses; (3) degrees and other formal awards conferred by each school; (4) faculty salaries and tenure for 1991-92 and 1992-93; (5) school financial data; (6) student financial aid and expenditures; and (7) information on cultural and ethnic diversity among students and faculty. Also provided is a list of the colleges and universities located in the state along with a brief description of each institution including address, telephone number, county, congressional district, accrediting association, control, affiliation, calendar system, highest academic offering, and types of program offered. (JB)

* Reproductions supplied by EDRS are the best that can be made *
* from the original document. *

INFORMATION DIGEST OF POSTSECONDARY EDUCATION IN IOWA 1991 - 92



HE 028 5-35

U.S. DEPARTMENT OF EDUCATION
Office of Educational Research and Improvement
EDUCATIONAL RESOURCES INFORMATION
CENTER (ERIC)

- This document has been reproduced as received from the person or organization originating it
- Minor changes have been made to improve reproduction quality
- Points of view or opinions stated in this document do not necessarily represent official OERI position or policy

"PERMISSION TO REPRODUCE THIS MATERIAL HAS BEEN GRANTED BY

Iowa College Student
Aid Commission

TO THE EDUCATIONAL RESOURCES
INFORMATION CENTER (ERIC)."

BEST COPY AVAILABLE

**INFORMATION DIGEST
OF
POSTSECONDARY EDUCATION IN IOWA
1991 - 1992**

IOWA COLLEGE STUDENT AID COMMISSION

**914 Grand Avenue, Suite 201
Des Moines, IA 50309-3824
(515) 281-3501**

Publication Date: 1994

00 4

5

CONTENTS

Preface	vii
Iowa College Student Aid Commission	ix
Directory of Iowa Colleges and Universities	1
Enrollments	13
Enrollment by Type of Institution.....	17
Full-Time Enrollment by Type of Institution	18
Part-Time Enrollment by Type of Institution.....	19
Enrollment by Status	20
Headcount Enrollment by Class and Level.....	23
Student Demographic Characteristics.....	26
Student Body Profile 1991	29
Student Body Profile 1992.....	32
Origin of First Time Freshmen 1992.....	35
Geographic Location of Alumni 1992	39
Student Expenses	43
Summary of Average Iowa Resident Student Expenses Compared to National and Midwestern Averages	45
Typical Undergraduate Student Expenses.....	46
Degrees and Other Formal Awards	49
Completions by Type of Institution 1988 - 1992.....	52
Degrees Conferred by Discipline	53
Degrees Conferred by Level	55
Faculty Salaries and Tenure	59
Data for 1991 - 1992 Year	
Average Faculty Salaries by Type of Iowa Institution.....	60
Average Faculty Salaries by Type of Iowa Institution Compared to National Averages.....	61
Faculty Tenure by Rank.....	62

CONTENTS (CONTINUED)

Faculty Salaries and Tenure for 1991 - 1992 (Continued)

Faculty Salary Information	65
Total Faculty.....	68
9-Month Faculty	71
Male.....	74
Female	77
12-Month Faculty	80
Male.....	83
Female	83

Data for 1992 - 1993 Year

Average Faculty Salaries by Type of Iowa Institution.....	88
Average Faculty Salaries by Type of Iowa Institution Compared to National Averages.....	89
Faculty Tenure by Rank.....	90

Faculty Salary Information	93
Total Faculty.....	96
9-Month Faculty	99
Male.....	102
Female	105
12-Month Faculty	108
Male.....	111
Female	111

Financial Statistics	115
Current Funds Expenditures	118
Current Funds Revenues.....	130
Federal/State Revenues	135
Physical Plant Assets	138

CONTENTS (CONTINUED)

Student Financial Aid141

 Distribution of Student Aid by Source, Type and Institution.....146

 Employment for Students by Source, Type and Sector.....147

 Loans for Students by Source, Type and Sector148

 Non-Repayable Aid for Students by Source, Type and Sector150

 State of Iowa Financial Aid Expenditures by Program152

 Table I155

 Table II.....158

 Table III.....161

 Work Study and Other Student Employment164

 Loans Summary167

 Scholarship and Grant Summary.....171

Cultural and Ethnic Diversity171

 Cultural and Ethnic Diversity Report172

 Minority Students175

 Minority Faculty.....178

GRAPHS

Sector Enrollment

Iowa Enrollment Summary	14
Iowa Undergraduate Enrollment Summary	15
Iowa Graduate Enrollment Summary	16
Location of Alumni	38

Student Expenses

Typical Undergraduate Student Expenses	44
--	----

Degrees Conferred

Iowa Completions Summary	50
Degrees Conferred	51

Average Faculty Salaries

9-10 Month Contracts	86
11-12 Month Contracts	87

Current Revenues

Total	126
Regents	127
Four-Year Independent	128
Community Colleges	129

Total State Financial Aid

Trends	142
by Source	143
by Sector	144
by Type	145

PREFACE

This is the fifth edition of the Information Digest of Postsecondary Education in Iowa which replaced the Data Digest of Postsecondary Education in Iowa. The previous publication was first published in 1975.

Data for this publication is drawn from a comprehensive database developed by Peat Marwick Main and Company as a result of the work done by a Task Force on Higher Education. The task force included representatives of the Iowa Department of Education, Iowa Association of Independent Colleges and Universities, State Board of Regents and the Iowa College Student Aid Commission.

Most of the information in this publication is drawn from the Integrated Postsecondary Education Data System (IPEDS), which is a nationwide data collection system administered by states and the National Center for Education Statistics, United States Department of Education. The Iowa College Student Aid Commission, with the Board of Regents, coordinates the collection of IPEDS data from Iowa colleges and universities.

Some of the statistical data is obtained from sources other than IPEDS. Enrollment information is provided through an annual survey conducted by Jerald Dallam of the University of Iowa for the Iowa Coordinating Council for Post-High School Education, and through the Community Colleges Division of the Iowa Department of Education. Data on student fees, financial aid and affirmative action are compiled by the Iowa College Student Aid Commission.

The Iowa College Student Aid Commission is indebted to Dr. Robert Barak, Roger Foelske, and Dr. John Hartung, members of the Iowa Coordinating Council for Post-High School Education, Iowa financial aid administrators who worked with Commission staff to provide student aid information; and many Iowa college and university officials who provided the information for this publication.

The Commission also is indebted to members of the Technical Advisory Committee who have helped improve the accuracy and reliability of the data. Committee members are: Dr. Elizabeth Stanley, Iowa State University; Dr. Paul Butler-Nalin, University of Northern Iowa; Pat Murphy, Kirkwood Community College; Don Porter, Iowa Western Community College; Jay Davidson, Iowa Association of Independent Colleges and Universities; and Dr. Michael Cheney, Drake University.

The Digest is distributed to executive offices and libraries of all postsecondary institutions in the state, the Governor and education agencies, to State Legislators, and Iowa Congressional delegates. Copies are available to the general public for a fee of \$10.

Efforts have been taken to provide complete and accurate information by having the data reviewed by officials from each institution before publication. For clarification of data presented in this publication, the reader may want to consult with the appropriate administrators at the institutions. Any comments or suggestions for improvement in the content or format of this report will be gratefully received by the Commission.

IOWA COLLEGE STUDENT AID COMMISSION
1994

Robert E. Phipps, Fairfield	Chairman - Represents the General Public
Ruth Ann Barry, Irwin	Vice Chair - Represents the General Public
John V. Hartung, Indianola	Secretary - Represents Iowa Association of Independent Colleges and Universities
Horace Daggett, Creston	Represents the Iowa House of Representatives
Denise Hill, Des Moines	Represents Iowa Postsecondary Students
John McDonald, Dallas Center	Represents the Iowa Student Loan Liquidity Corporation
Larry Murphy, Oelwein	Represents the Iowa Senate
Al Ramirez, Des Moines	Represents the Iowa Department of Education
R. Wayne Richey, Des Moines	Represents the State Board of Regents
John B. Rigler, Muscatine	Represents Iowa Lending Institutions
Desna Wallin, Clinton	Represents Iowa Community Colleges

Gary W. Nichols, Executive Director
John W. Heisner, Director of Program Administration
Keith Greiner, Director of Research
Jana Cochrane, Research Associate

DIRECTORY OF IOWA COLLEGES AND UNIVERSITIES

Information in this section was obtained from Integrated Postsecondary Education Data System (IPEDS) Institutional Characteristics forms. The directory gives a brief description of each institution including address, telephone number, county, congressional district, accrediting association, control, affiliation, and highest academic offering.

Institutions for which data is reported in this publication are included in this directory. Directory information for other Iowa educational institutions including cosmetology/barber, medical/technical, and career/technical schools is available from the Iowa College Student Aid Commission.

DIRECTORY OF IOWA COLLEGES AND UNIVERSITIES

REGENTS INSTITUTIONS	COUNTY	CONG. DISTRICT	ACCRDG. ASSOC.*	CONTROL AFFILIATION	CALENDAR SYSTEM	HIGHEST OFFERING	TYPES OF PROGRAMS
Iowa State University Ames, Iowa 50011 (515) 294-4111	Story	3	NCA	State	Semester	Ph.D.	Liberal Arts and General, Teacher Preparation, Pre-Professional Preparation, Master's, Specialist's, Doctoral
University of Iowa Iowa City, Iowa 52242 (319) 335-3500	Johnson	1	NCA	State	Semester	Ph.D.	Terminal Occupational Below the BA, Liberal Arts and General, Teacher Preparation, Professional, Master's, Specialist's, Doctoral
University of Northern Iowa Cedar Falls, Iowa 50614 (319) 273-2311	Black Hawk	2	NCA	State	Semester	Ed.D.	Liberal Arts and General, Teacher Preparation, Pre-Professional Preparation, Master's, Specialist's, Doctoral
INDEPENDENT 4-YEAR INSTITUTIONS							
Briar Cliff College Sioux City, Iowa 51104 (712) 279-5321	Woodbury	5	NCA	Roman Catholic Nonprofit	3-3	BA	Liberal Arts and General, Teacher Preparation, Social Work, Nursing, Pre-Professional
Buena Vista College Storm Lake, Iowa 50588 (712) 749-2351	Buena Vista	5	NCA	Presbyterian Nonprofit	4-1-4	BA	Liberal Arts and General, Teacher Preparation
Central College (Central University of Iowa) Pella, Iowa 50219 (515) 628-9000	Marion	3	NCA	Reformed Church in America Nonprofit	Quarter	BA	Liberal Arts and General, Teacher Preparation
Clarke College Dubuque, Iowa 52001 (319) 588-6300	Dubuque	2	NCA	Roman Catholic Nonprofit	Semester	MA	Liberal Arts and General, Nursing, Teacher Preparation

DIRECTORY OF IOWA COLLEGES AND UNIVERSITIES

INDEPENDENT 4-YEAR INSTITUTIONS	COUNTY	CONG. DISTRICT	ACCRDG. ASSOC.*	CONTROL AFFILIATION	CALENDAR SYSTEM	HIGHEST OFFERING	TYPES OF PROGRAMS
Coe College Cedar Rapids, Iowa 52402 (319) 399-8000	Linn	1	NCA	Presbyterian Nonprofit	4-1-4	BA	Liberal Arts and General, Teacher Preparation
Cornell College Mt. Vernon, Iowa 52314 (319) 895-4000	Linn	1	NCA	United Methodist Nonprofit	One Course At A Time	BA	Liberal Arts and General, Teacher Preparation
Divine Word College Epworth, Iowa 52045 (319) 876-3353	Dubuque	2	NCA	Roman Catholic Nonprofit	Semester	BA	Liberal Arts and General
Dordt College Sioux Center, Iowa 51250 (712) 722-3771	Sioux	5	NCA	Christian Reformed Nonprofit	Semester	BA	Liberal Arts and General, Teacher Preparation
Drake University Des Moines, Iowa 50311 (515) 271-2011	Polk	4	NCA	Independent Nonprofit	Semester	Ph.D.	Liberal Arts and General, Teacher Preparation, Professional
Graceland College Lamoni, Iowa 50140 (515) 784-5000	Decatur	3	NCA	Reorganized Latter-Day Saints Nonprofit	4-1-4	BA	Liberal Arts and General, Teacher Preparation
Grand View College Des Moines, Iowa 50316 (515) 263-2800	Polk	4	NCA	Evangelical Lutheran Church of America Nonprofit	4-4	BA	Liberal Arts and General
Grinnell College Grinnell, Iowa 50112 (515) 269-4000	Poweshiek	3	NCA	Independent Nonprofit	Semester	BA	Liberal Arts and General, Teacher Preparation

DIRECTORY OF IOWA COLLEGES AND UNIVERSITIES

INDEPENDENT 4-YEAR INSTITUTIONS	COUNTY	CONG. DISTRICT	ACCRDG. ASSOC.*	CONTROL AFFILIATION	CALENDAR SYSTEM	HIGHEST OFFERING	TYPES OF PROGRAMS
Iowa Wesleyan College Mt. Pleasant, Iowa 52641 (319) 385-8021	Henry	3	NCA	United Methodist Nonprofit	4-1-4	BA	Liberal Arts and General, Teacher Preparation
Loras College Dubuque, Iowa 52001 (319) 588-7100	Dubuque	2	NCA	Roman Catholic Nonprofit	Semester	MA	Liberal Arts and General, Teacher Preparation
Luther College Decorah, Iowa 52101 (319) 387-2000	Winneshiek	2	NCA	Evangelical Lutheran Church in America Nonprofit	4-1-4	BA	Liberal Arts and General, Teacher Preparation
Maharishi International Univ. Fairfield, Iowa 52556 (515) 472-5031	Jefferson	3	NCA	Independent Nonprofit	Semester	Ph.D.	Liberal Arts and General, Teacher Preparation
Morningside College Sioux City, Iowa 51106 (712) 274-5000	Woodbury	5	NCA	United Methodist Nonprofit	4-4-1	MA	Liberal Arts and General, Teacher Preparation, Professional
Mount Mercy College Cedar Rapids, Iowa 52402 (319) 363-8213	Linn	1	NCA	Roman Catholic Nonprofit	4-1-4	BA	Liberal Arts and General, Teacher Preparation, Professional
Mount St. Clare College Clinton, Iowa 52732 (319) 242-4023	Clinton	1	NCA	Roman Catholic Nonprofit	Semester	BA	Liberal Arts and General, Business, Teacher Preparation, Clinical Cytotechnology, Pre-Professional
Northwestern College Orange City, Iowa 51041 (712) 737-7000	Sioux	5	NCA	Reformed Church in America Nonprofit	Semester	MA	Liberal Arts and General, Teacher Preparation

DIRECTORY OF IOWA COLLEGES AND UNIVERSITIES

INDEPENDENT 4-YEAR INSTITUTIONS	COUNTY	CONG. DISTRICT	ACCRDG. ASSOC.*	CONTROL AFFILIATION	CALENDAR SYSTEM	HIGHEST OFFERING	TYPES OF PROGRAMS
St. Ambrose University Davenport, Iowa 52803 (319) 383-8800	Scott	1	NCA	Roman Catholic Nonprofit	Semester	MA	Liberal Arts and General, Teacher Preparation, Professional
Simpson College Indianola, Iowa 50125 (515) 961-6251	Warren	3	NCA	United Methodist Nonprofit	4-4-1	BA	Liberal Arts and General, Teacher Preparation
Teikyo Marycrest University (Name changed December, 1990) Davenport, Iowa 52804 (319) 326-9512	Scott	1	NCA	Independent Nonprofit	Semester	MA	Liberal Arts and General, Teacher Preparation, Professional
Teikyo Westmar University (Name changed March, 1990) Le Mars, Iowa 51031 (712) 546-7081	Plymouth	5	NCA	Independent Nonprofit	Semester	BA	Liberal Arts and Sciences, Teacher Preparation
University of Dubuque Dubuque, Iowa 52001 (319) 589-3000	Dubuque	2	NCA	United Presbyterian Nonprofit	Semester	D.Min.	Liberal Arts and General, Teacher Preparation, Professional
Upper Iowa University Fayette, Iowa 52142 (319) 425-5200	Fayette	2	NCA	Independent Nonprofit	Semester	BA	Liberal Arts and General, Teacher Preparation
Wartburg College Waverly, Iowa 50677 (319) 352-8200	Bremer	2	NCA	Evangelical Lutheran Church of America Nonprofit	4-4-1	BA	Liberal Arts and General, Teacher Preparation
William Penn College Oskaloosa, Iowa 52577 (515) 673-1001	Mahaska	3	NCA	Friends Nonprofit	Semester	BA	Liberal Arts and General, Teacher Preparation

DIRECTORY OF IOWA COLLEGES AND UNIVERSITIES

COMMUNITY COLLEGES	COUNTY	CONG. DISTRICT	ACCRDG. ASSOC.*	CONTROL AFFILIATION	CALENDAR SYSTEM	HIGHEST OFFERING	TYPES OF PROGRAMS
Des Moines Area Community College Area XI			NCA	State/Local	Semester	Associate Degree	Terminal Occupational Below the BA Level, 2 Years Creditable Toward BA
Ankeny, Iowa 50021 ** (515) 964-6200	Polk	4					
Boone, Iowa 50036 (515) 432-7203	Boone	5					
Carroll, Iowa 51401 (712) 792-1755	Carroll	5					
Des Moines, Iowa 50314 (515) 244-4226	Polk	4					
Eastern Iowa Community College Area IX			NCA	State/Local	Semester	Associate Degree	Terminal Occupational Below the BA Level, 2 Years Creditable Toward BA
Clinton Community College Clinton, Iowa 52732 (319) 242-6841	Clinton	1					
Muscatine Community College Muscatine, Iowa 52761 (319) 263-8250	Muscatine	1					
Scott Community College Bettendorf, Iowa 52722 (319) 359-7531	Scott	1					
Administrative Headquarters* Davenport, Iowa 52801 (319) 322-5015	Scott	1					
Hawkeye Community College (Name changed Ju.y, 1993) Area VII Waterloo, Iowa 50704 (319) 296-2320	Black Hawk	2	NCA	State/Local	Semester	Associate Degree	Terminal Occupational Below the BA Level, 2 Years Creditable Toward BA

DIRECTORY OF IOWA COLLEGES AND UNIVERSITIES

COMMUNITY COLLEGES	COUNTY	CONG. DISTRICT	ACCRDG. ASSOC.*	CONTROL AFFILIATION	CALENDAR SYSTEM	HIGHEST OFFERING	TYPES OF PROGRAMS
Indian Hills Community College Area XV Centerville, Iowa 52544 (515) 856-2143	Appanoose	3	NCA	State/Local	Quarter	Associate Degree	Terminal Occupational Below the BA Level, 2 Years Creditable Toward BA
Ottumwa, Iowa 52501 ** (515) 683-5111	Wapello	3					
Iowa Central Community College Area V Eagle Grove, Iowa 50533 (515) 448-4723	Wright	5	NCA	State/Local	Semester	Associate Degree	Terminal Occupational Below the BA Level, 2 Years Creditable Toward BA
Fort Dodge, Iowa 50501 ** (515) 576-7201	Webster	5					
Webster City, Iowa 50595 (515) 832-1632	Hamilton	5					
Iowa Lakes Community College Area III Emmetsburg, Iowa 50536 (712) 852-3554	Palo Alto	5	NCA	State/Local	Semester	2 but less than 4 years	Terminal Occupational Below the BA Level, 2 Years Creditable Toward BA
Estherville, Iowa 51334 ** (712) 362-2604	Emmet	5					
Iowa Valley Community College Area VI Ellsworth Community College Iowa Falls, Iowa 50126 (515) 648-4611	Hardin	5	NCA	State/Local	Semester	Associate Degree	Terminal Occupational Below the BA Level, 2 Years Creditable Toward BA
Marshalltown Community College ** Marshalltown, Iowa 50158 (515) 752-7106	Marshall	3					

DIRECTORY OF IOWA COLLEGES AND UNIVERSITIES

COMMUNITY COLLEGES	COUNTY	CONG. DISTRICT	ACCRDG. ASSOC.*	CONTROL AFFILIATION	CALENDAR SYSTEM	HIGHEST OFFERING	TYPES OF PROGRAMS
Iowa Western Community College Area XIII Clarinda, Iowa 51632 (712) 542-5117	Page	3	NCA	State/Local	Semester	2 but less than 4 years	Terminal Occupational Below the BA Level, 2 Years Creditable Toward BA
Council Bluffs, Iowa 51502 ** (712) 325-3200	Pottawattamie	4					
Kirkwood Community College Area X Cedar Rapids, Iowa 52406 (319) 398-5411	Linn	1	NCA	State/Local	Semester	2 but less than 4 years	Terminal Occupational Below the BA Level, 2 Years Creditable Toward BA
North Iowa Area Community College Area II Mason City, Iowa 50401 (515) 423-1264	Cerro Gordo	2	NCA	State/Local	Semester	Associate Degree	Terminal Occupational Below the BA Level, 2 Years Creditable Toward BA
Northeast Iowa Community College Area I Calmar, Iowa 52132 ** (319) 562-3263	Winneshiek	2	NCA	State/Local	Semester	2 but less than 4 yrs.	Terminal Occupational Below the BA Level, 2 Years Creditable toward BA
Peosta, Iowa 52001 (319) 556-5110	Dubuque	2					
Northwest Iowa Community College (Name changed July, 1993) Area IV Sheldon, Iowa 51201 (712) 324-5061	O'Brien	5	NCA	State/Local	Semester	2 but less than 4 yrs.	Terminal Occupational Below the BA Level, 2 Years Creditable Toward BA

DIRECTORY OF IOWA COLLEGES AND UNIVERSITIES

COMMUNITY COLLEGES	COUNTY	CONG. DISTRICT	ACCRDG. ASSOC.*	CONTROL AFFILIATION	CALENDAR SYSTEM	HIGHEST OFFERING	TYPES OF PROGRAMS
Southeastern Community College Area XVI Keokuk, Iowa 52632 (319) 524-3221	Lee	3	NCA	State/Local	Semester	2 but less than 4 yrs.	Terminal Occupational Below the BA Level, 2 Years Creditable Toward BA
West Burlington, Iowa 52655 ** (319) 752-2731	Des Moines	3					
Southwestern Community College Area XIV Creston, Iowa 50801 (515) 782-7081	Union	3	NCA	State/Local	Semester	Associate Degree	Terminal Occupational Below the BA Level, 2 Years Creditable Toward BA
Western Iowa Tech Comm. College Area XII Sioux City, Iowa 51102 (712) 274-6400	Woodbury	5	NCA	State/Local	Quarter	Associate Degree	Terminal Occupational Below the BA Level, 2 Years Creditable Toward BA
INDEPENDENT 2-YEAR/OTHER							
Allen Memorial Hospital School of Nursing Waterloo, Iowa 50703 (319) 235-3800	Black Hawk	2	DNUR	Independent Nonprofit	Semester	2 but less than 4 yrs.	Nursing
American Institute of Business Des Moines, Iowa 50321 (515) 244-4221	Polk	4	NCA	Independent Nonprofit	Quarter	Associate Degree	Occupational, 2 Years Creditable Toward BA
American Institute of Commerce Cedar Falls, Iowa 50613 (319) 277-0220	Black Hawk	2	AICS+	Independent	Quarter	Associate Degree	Business Related
Davenport, Iowa 52807 ** (319) 355-3500	Scott	1					

DIRECTORY OF IOWA COLLEGES AND UNIVERSITIES

INDEPENDENT 2-YEAR/OTHER	COUNTY	CONG. DISTRICT	ACCRDG. ASSOC.*	CONTROL AFFILIATION	CALENDAR SYSTEM	HIGHEST OFFERING	TYPES OF PROGRAMS
Faith Baptist Bible College Ankeny, Iowa 50021 (515) 964-0601	Polk	4	AABC+	Baptist Nonprofit	Semester	M.Div.	Professional, Teacher Preparation
Hamilton Business College Cedar Rapids, Iowa 52404 ** (319) 363-0481	Linn	1	AICS+	Independent	Quarter	Diploma	Business Related
Des Moines, Iowa 50310 (515) 279-0253	Polk	4					
Mason City, Iowa 50401 (515) 423-2530	Cerro Gordo	2					
Iowa Methodist School of Nursing Des Moines, Iowa 50309 (515) 241-5100	Polk	4	DNUR	United Methodist Nonprofit	Semester	2 but less than 4 yrs.	Nursing
Jennie Edmundson Memorial Hospital School of Nursing Council Bluffs, Iowa 51501 (712) 328-6010	Pottawatomie	4	DNUR	Independent Nonprofit	Semester	2 but less than 4 yrs.	Nursing
Mercy Hospital Medical Center School of Nursing Des Moines, Iowa 50314 (515) 247-3180	Polk	4	DNUR	Roman Catholic Nonprofit	Semester	2 but less than 4 yrs.	Nursing
Palmer College of Chiropractic Davenport, Iowa 52803 (319) 326-9600	Scott	1	NCA CCE	Independent Nonprofit	Trimester	DC	Professional, Science, Chiropractic Technology
St. Luke's School of Nursing Sioux City, Iowa 51104 (712) 279-3149	Woodbury	5	DNUR	Lutheran/ Methodist Nonprofit	Semester	2 but less than 4 yrs.	Nursing

DIRECTORY OF IOWA COLLEGES AND UNIVERSITIES

INDEPENDENT 2-YEAR/OTHER	COUNTY	CONG. DISTRICT	ACCRDG. ASSOC.*	CONTROL AFFILIATION	CALENDAR SYSTEM	HIGHEST OFFERING	TYPES OF PROGRAMS
Spencer College (Name changed July, 1993) Spencer, Iowa 51301 (712) 262-7290	Clay	5	AICS+	Independent	Quarter	2 but less than 4 yrs.	Business Related
University of Osteopathic Medicine and Health Sciences Des Moines, Iowa 50312 (515) 271-1400	Polk	4	AOA NCA	Independent Nonprofit	Varied	DO -- DPM	Professional
Waldorf College Forest City, Iowa 50436 (515) 582-2450	Winnebago	5	NCA	Evangelical Lutheran Church in America Nonprofit	Semester	Associate Degree	2-Year Creditable Toward BA

* Accrediting Associations:

- AABC - American Association of Bible Colleges
- AICS - Association of Independent Colleges and Schools
- AOA - American Osteopathic Association
- ATS - Association of Theological Schools
- CCE - Council on Chiropractic Education
- DNUR - National League of Nursing, Inc.
- NCA - North Central Association of Colleges and Secondary Schools

** Administrative Headquarters

- + Approved Candidate for NCA Accreditation

ENROLLMENTS

The information in this section was compiled from enrollment summaries used to prepare the Iowa College and University Enrollment Report issued annually by the University of Iowa for the Iowa Coordinating Council for Post-High School Education.

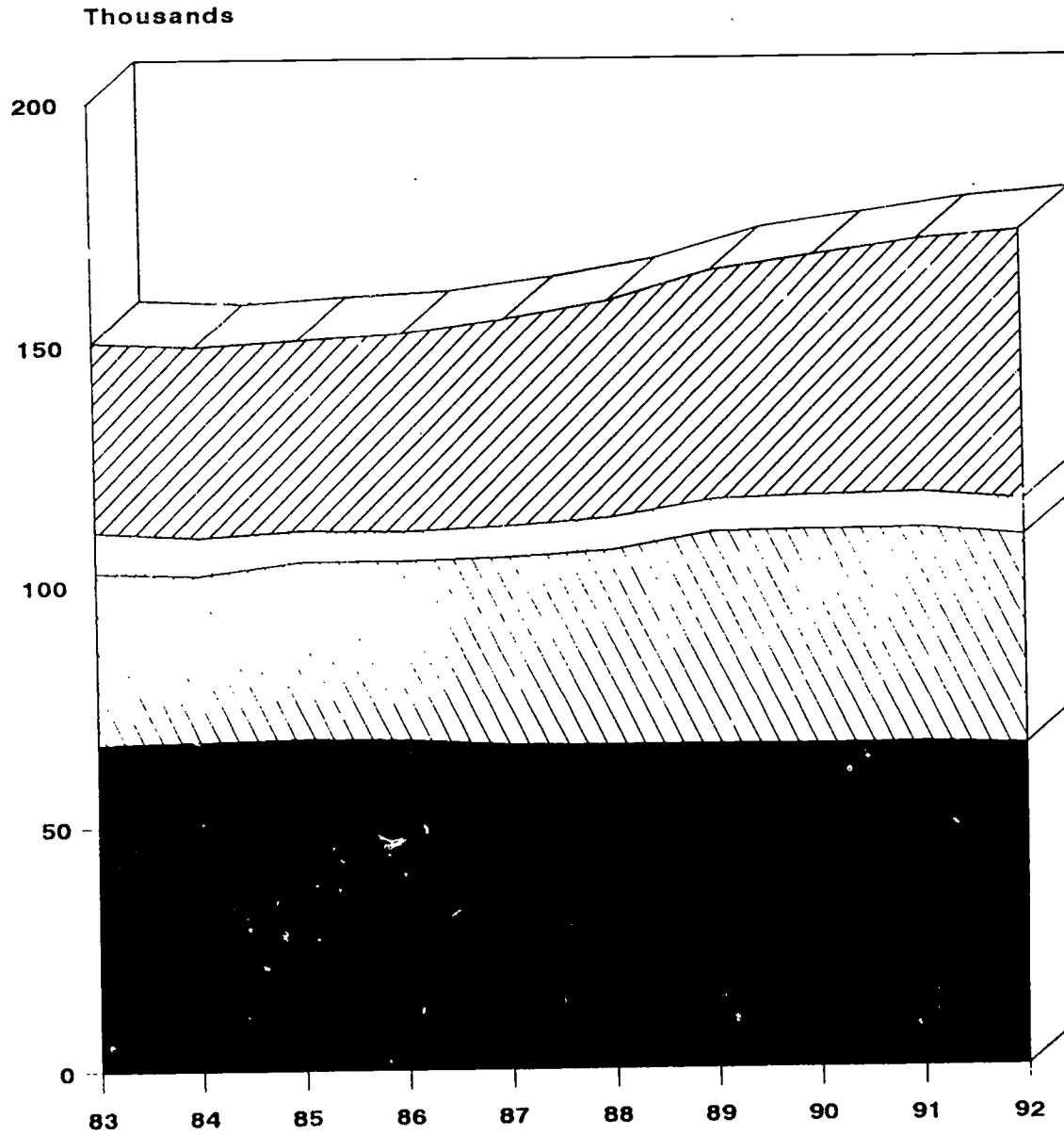
The tables in this section contain enrollment information including residency, gender, full- or part-time status, rank in class, and graduate or undergraduate status within each major sector and each institution.

This edition includes a report of the origin of first-time freshmen students drawn from the IPEDS Fall Enrollment survey. The report categorizes all first-time freshmen as well as those who graduated from high school within twelve months of enrollment.

The table describing the geographic location of alumni includes data reported by schools based upon the best available alumni records. Some institutions may have records which date back to the 1920's while other have only a few years of data.

IOWA ENROLLMENT SUMMARY

1983 - 1992

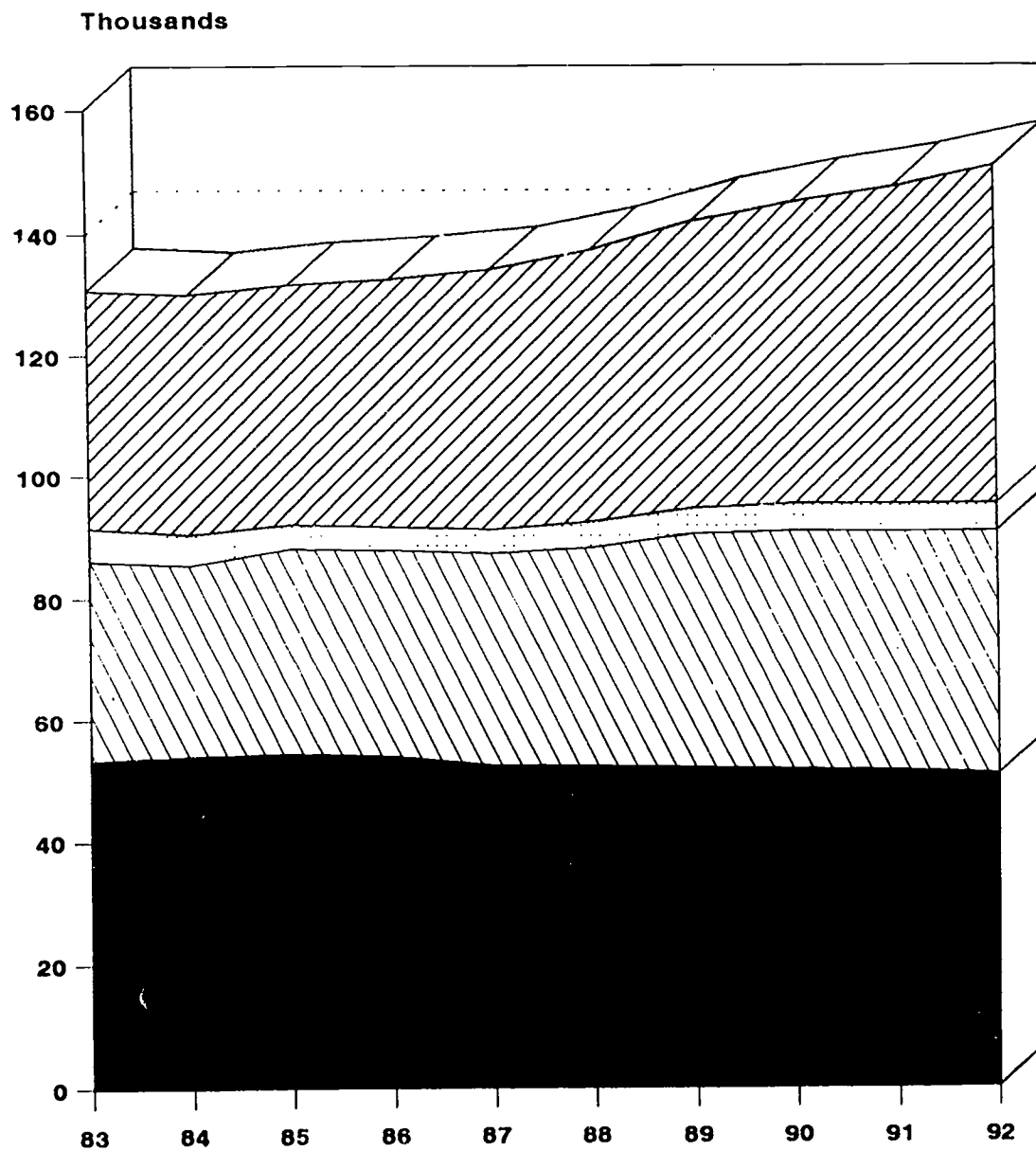


44

■ Regents □ 4-Yr Independent □ 2-Yr / Other ▨ Community Colleges 45

IOWA UNDERGRADUATE ENROLLMENT SUMMARY

1983 - 1992



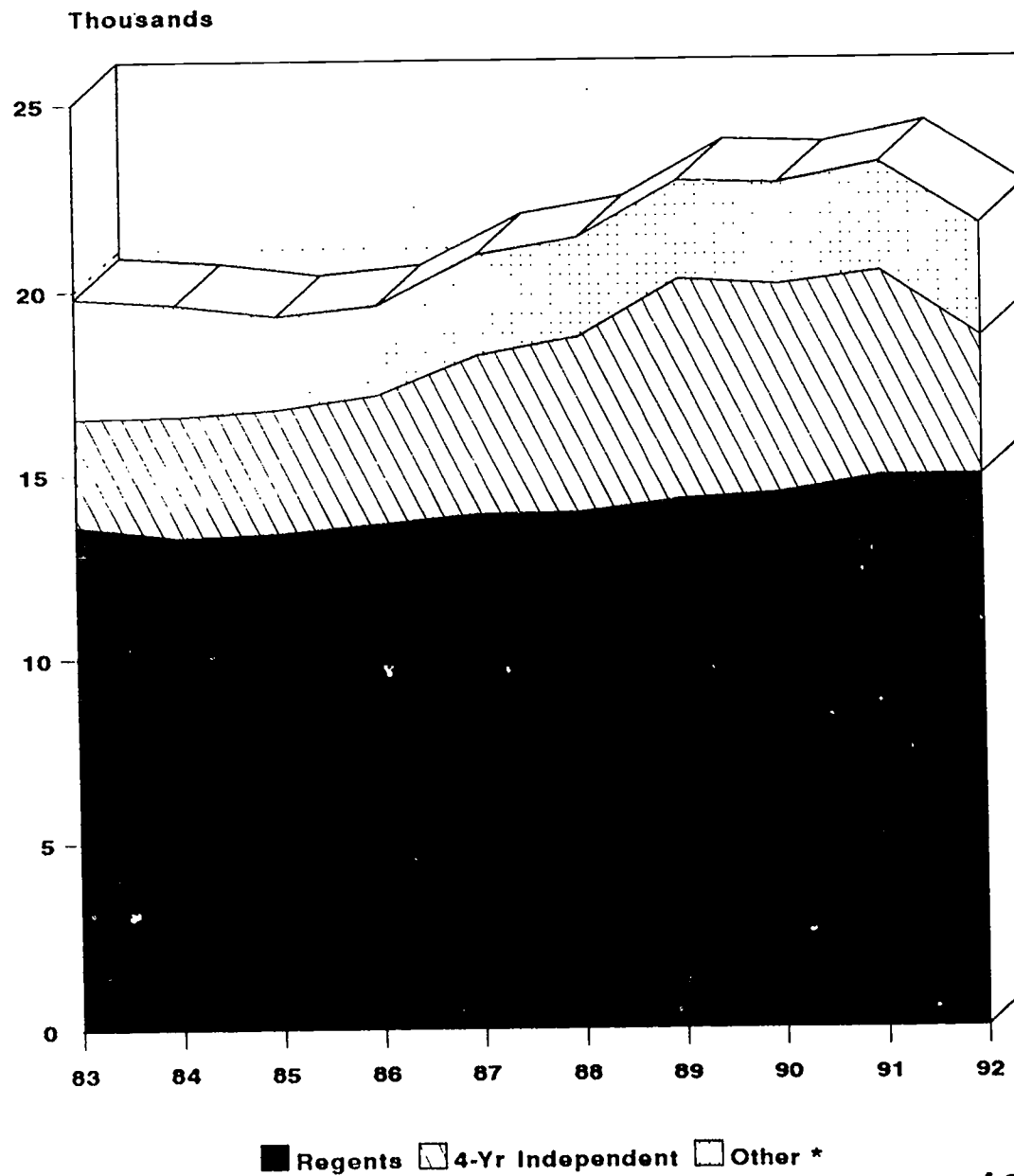
Regents
 4-Yr Independent
 2-Yr / Other
 Community Colleges

46

47

IOWA GRADUATE ENROLLMENT SUMMARY

1983 - 1992



* See details in "Other" sector table

49

ENROLLMENT BY TYPE OF INSTITUTION
FROM FALL 1983 TO 1992

UNDERGRADUATE ENROLLMENT

	1983	1984	1985 *	1986 *	1987 *	1988	1989	1990 **	1991	1992	% CHANGE 1983-1992
REGENTS	53,259	53,952	54,347	53,917	52,413	52,270	51,989	51,627	51,450	50,917	-4.40%
INDEPENDENT 4-YEAR	32,823	31,393	33,652	33,785	34,806	35,829	38,332	39,096	39,224	39,768	21.16%
INDEPENDENT 2-YEAR/OTHER	5,311	4,967	3,959	3,785	3,836	4,196	4,166	4,472	4,488	4,507	-15.14%
COMMUNITY COLLEGES	39,360	39,679	39,661	41,023	42,959	44,938	47,374	49,726	52,259	55,589	41.23%
UNDERGRADUATE TOTAL	130,753	129,991	131,619	132,510	134,014	137,233	141,861	144,921	147,421	150,781	15.32%

GRADUATE/PROFESSIONAL ENROLLMENT

	1983	1984	1985 *	1986 *	1987 *	1988	1989	1990 **	1991	1992	% CHANGE 1983-1992
REGENTS	13,564	13,242	13,347	13,595	13,858	13,880	14,221	14,395	14,844	14,854	9.51%
INDEPENDENT 4-YEAR	2,954	3,312	3,390	3,512	4,319	4,806	6,003	5,674	5,582	3,785	28.13%
PROFESSIONAL SCHOOLS	3,291	3,073	2,563	2,461	2,735	2,673	2,624	2,712	2,893	3,015	-8.39%
GRADUATE TOTAL	19,809	19,627	19,300	19,568	20,912	21,359	22,848	22,781	23,319	21,654	9.31%
GRAND TOTAL	150,562	149,618	150,919	152,078	154,926	158,592	164,709	167,702	170,740	172,435	14.53%

* Revised, July 1991

** Revised, August 1992

FULL-TIME ENROLLMENT BY TYPE OF INSTITUTION
FROM FALL 1983 TO 1992

	UNDERGRADUATE ENROLLMENT										% CHANGE 1983-1992
	1983	1984	1985	1986	1987	1988	1989	1990 *	1991	1992	
REGENTS	46,567	46,792	47,169	47,229	45,952	46,055	46,072	45,727	45,379	44,808	-3.78%
INDEPENDENT 4-YEAR	26,457	25,251	26,781	26,823	27,712	28,318	29,550	29,882	30,046	30,590	15.62%
INDEPENDENT 2-YEAR/OTHER	4,620	4,416	3,635	3,398	3,262	3,609	3,485	3,650	3,479	3,363	-27.21%
COMMUNITY COLLEGES	26,318	25,992	25,667	26,196	26,596	27,305	28,672	29,304	30,118	32,134	22.10%
UNDERGRADUATE TOTAL	103,962	102,451	103,252	103,646	103,522	105,287	107,779	108,563	109,022	110,895	6.67%
GRADUATE/PROFESSIONAL ENROLLMENT											
	1983	1984	1985	1986	1987	1988	1989	1990 *	1991	1992	% CHANGE 1983-1992
REGENTS	8,324	8,120	8,016	8,345	8,497	8,238	8,626	8,575	8,698	8,815	5.90%
INDEPENDENT 4-YEAR	950	918	915	882	875	926	1,114	1,058	956	975	2.63%
PROFESSIONAL SCHOOLS	3,035	2,897	2,436	2,282	2,558	2,555	2,478	2,551	2,705	2,825	-6.92%
GRADUATE TOTAL	12,309	11,935	11,367	11,509	11,930	11,719	12,218	12,184	12,359	12,615	2.49%
GRAND TOTAL	116,271	114,386	114,619	115,155	115,452	117,006	119,997	120,747	121,381	123,510	6.23%

* Revised, August 1992

PART-TIME ENROLLMENT BY TYPE OF INSTITUTION
FROM FALL 1983 TO 1992

UNDERGRADUATE ENROLLMENT

	1983	1984	1985	1986	1987	1988	1989	1990	1991	1992	% CHANGE 1983-1992
REGENTS	6,692	7,160	7,178	6,688	6,461	6,215	5,917	5,900	6,071	6,109	-8.71%
INDEPENDENT 4 YEAR	6,366	6,142	6,871	6,962	7,094	7,511	8,782	9,214	9,178	9,178	44.17%
INDEPENDENT 2 YEAR/OTHER	691	551	324	387	574	587	681	822	1,009	1,144	65.56%
COMMUNITY COLLEGES	13,042	13,687	13,994	14,827	16,363	17,633	18,702	20,422	22,141	23,455	79.84%
UNDERGRADUATE TOTAL	26,791	27,540	28,367	28,864	30,492	31,946	34,082	36,358	38,399	39,886	48.88%

GRADUATE/PROFESSIONAL ENROLLMENT

	1983	1984	1985	1986	1987	1988	1989	1990	1991	1992	% CHANGE 1983-1992
REGENTS	5,240	5,122	5,331	5,250	5,361	5,642	5,595	5,820	6,146	6,039	15.25%
INDEPENDENT 4 YEAR	2,004	2,394	2,475	2,630	3,444	3,880	4,889	4,616	4,626	2,810	40.22%
PROFESSIONAL SCHOOLS	256	176	127	179	177	118	146	161	188	190	-25.78%
GRADUATE TOTAL	7,500	7,692	7,933	8,059	8,982	9,640	10,630	10,597	10,960	9,039	20.52%
GRAND TOTAL	34,291	35,232	36,300	36,923	39,474	41,586	44,712	46,955	49,359	48,925	42.68%

ENROLLMENT BY STATUS
FALL - 1992

Institution	UNDERGRADUATE		GRADUATE		PROFESSIONAL		UNCLASSIFIED		TOTAL		GRAND TOTAL
	FULL TIME	PART TIME	FULL TIME	PART TIME	FULL TIME	PART TIME	FULL TIME	PART TIME	FULL TIME	PART TIME	ALL STUDENTS
IOWA STATE UNIVERSITY	18,673	1,402	2,495	2,011	335	3	130	214	21,633	3,630	25,263
UNIVERSITY OF IOWA	15,637	2,224	3,285	3,221	2,247	37	135	677	21,304	6,159	27,463
UNIVERSITY OF NORTHERN IOWA	10,205	1,396	453	767	0	0	28	196	10,686	2,359	13,045
Regents' Universities Total	44,515	5,022	6,233	5,999	2,582	40	293	1,087	53,623	12,148	65,771
BRIAR CLIFF COLLEGE	742	402	0	0	0	0	0	0	742	402	1,144
BUENA VISTA COLLEGE	1,884	303	0	0	0	0	43	86	1,927	389	2,316
CENTRAL COLLEGE (C.U.I.)	1,549	16	0	0	0	0	10	18	1,559	34	1,593
CLARKE COLLEGE	564	129	0	24	0	0	2	208	566	361	927
COE COLLEGE	1,057	151	0	0	0	0	11	66	1,068	217	1,285
CORNELL COLLEGE	1,135	17	0	0	0	0	9	1	1,144	18	1,162
DIVINE WORD COLLEGE	37	0	0	0	0	0	19	9	56	9	65
DORDT COLLEGE	1,020	20	0	0	0	0	10	27	1,030	47	1,077
DRAKE UNIVERSITY	3,422	449	70	1,465	515	23	47	342	4,054	2,279	6,333
GRACELAND COLLEGE	933	1,818	0	0	0	0	0	0	933	1,818	2,751
GRAND VIEW COLLEGE	1,098	375	0	0	0	0	0	5	1,098	380	1,478
GRINNELL COLLEGE	1,233	0	0	0	0	0	10	31	1,243	31	1,274
IOWA WESLEYAN COLLEGE	564	67	4	16	0	0	8	308	576	391	967
LORAS COLLEGE	1,506	93	0	81	0	0	30	66	1,536	240	1,776
LUTHER COLLEGE	2,213	0	0	0	0	0	40	74	2,253	74	2,327
MAHARISHI INTERNATIONAL U.	301	10	223	35	0	0	116	110	640	155	795
MORNINGSIDE COLLEGE	957	122	5	128	0	0	0	93	962	343	1,305
MOUNT MERCY COLLEGE	910	367	0	0	0	0	16	99	926	466	1,392
MOUNT ST. CLARE COLLEGE	301	63	0	0	0	0	6	21	307	89	396
NORTHWESTERN COLLEGE	979	20	0	0	0	0	12	27	991	47	1,038
SAINT AMBROSE UNIVERSITY	1,246	352	65	636	0	0	23	95	1,334	1,083	2,417
SIMPSON COLLEGE	1,088	347	0	0	0	0	6	249	1,094	596	1,690
TEIKYO MARYCREST UNIVERSITY	630	276	1	250	0	0	37	191	668	717	1,385
TEIKYO WESTMAR UNIVERSITY	608	141	0	0	0	0	1	11	609	152	761
UNIVERSITY OF DUBUQUE	687	131	92	152	0	0	4	58	783	341	1,124

Source: Iowa College Enrollment Report and Community College Enrollment Report.

ENROLLMENT BY STATUS
FALL-1992

Institution	UNDERGRADUATE		GRADUATE		PROFESSIONAL		UNCLASSIFIED		TOTAL		GRAND TOTAL
	FULL TIME	PART TIME	FULL TIME	PART TIME	FULL TIME	PART TIME	FULL TIME	PART TIME	FULL TIME	PART TIME	ALL STUDENTS
UPPER IOWA UNIVERSITY	1,444	1,057	0	0	0	0	37	103	1,481	1,160	2,641
WARTBURG COLLEGE	1,344	41	0	0	0	0	8	52	1,352	93	1,445
WILLIAM PENN COLLEGE	627	40	0	0	0	0	6	16	633	56	689
Independent 4-Yr. Total	30,079	6,812	460	2,787	515	23	511	2,366	31,565	11,988	43,553
DES MOINES AREA COMM. COLLEGE	4,818	6,396	0	0	0	0	0	0	4,818	6,396	11,214
EASTERN IOWA COMMUNITY COLLEGE	3,273	3,107	0	0	0	0	0	0	3,273	3,107	6,380
HAWKEYE COMMUNITY COLLEGE	1,910	557	0	0	0	0	0	0	1,910	557	2,467
INDIAN HILLS COMMUNITY COLLEGE	2,493	802	0	0	0	0	0	0	2,493	802	3,295
IOWA CENTRAL COMMUNITY COLLEGE	1,506	878	0	0	0	0	0	0	1,506	878	2,384
IOWA LAKES COMMUNITY COLLEGE	1,423	309	0	0	0	0	0	0	1,423	309	1,732
IOWA VALLEY COMMUNITY COLLEGE	1,461	593	0	0	0	0	0	0	1,461	593	2,054
IOWA WESTERN COMMUNITY COLLEGE	1,881	1,742	0	0	0	0	0	0	1,881	1,742	3,623
KIRKWOOD COMMUNITY COLLEGE	5,038	4,574	0	0	0	0	0	0	5,038	4,574	9,612
NORTH IOWA AREA COMM. COLLEGE	2,098	976	0	0	0	0	0	0	2,098	976	3,074
NORTHEAST IOWA COMMUNITY COLLEGE	1,391	892	0	0	0	0	0	0	1,391	892	2,283
NORTHWEST IOWA COMMUNITY COLLEGE	506	97	0	0	0	0	0	0	506	97	603
SOUTHEASTERN COMMUNITY COLLEGE	1,834	1,084	0	0	0	0	0	0	1,834	1,084	2,918
SOUTHWESTERN COMMUNITY COLLEGE	903	469	0	0	0	0	0	0	903	469	1,372
WESTERN IOWA TECH	1,599	979	0	0	0	0	0	0	1,599	979	2,578
Community Colleges Total	32,134	23,455	0	0	0	0	0	0	32,134	23,455	55,589
ALLEN MEMORIAL NURSING SCHOOL	72	23	0	0	0	0	0	0	72	23	95
AMERICAN INSTITUTE OF BUSINESS	665	291	0	0	0	0	0	0	665	291	956
AMERICAN INSTITUTE OF COMMERCE	490	324	0	0	0	0	0	0	490	324	814
FAITH BAPTIST BIBLE COLLEGE	194	17	6	12	4	4	1	13	205	46	251
HAMILTON BUSINESS COLLEGE	560	154	0	0	0	0	100	13	660	167	827
IOWA METHODIST NURSING SCHOOL	274	47	0	0	0	0	0	0	274	47	321
JENNIE EDMUNDSON NURSING SCHOOL	95	0	0	0	0	0	0	0	95	0	95

Source: Iowa College Enrollment Report and Community College Enrollment Report.

ENROLLMENT BY STATUS
FALL - 1992

Institution	UNDERGRADUATE		GRADUATE		PROFESSIONAL		UNCLASSIFIED		TOTAL		GRAND TOTAL
	FULL	PART	FULL	PART	FULL	PART	FULL	PART	FULL	PART	ALL
	TIME	TIME	TIME	TIME	TIME	TIME	TIME	TIME	TIME	TIME	STUDENTS
MERCY HOSPITAL NURSING SCHOOL	180	105	0	0	0	0	0	0	180	105	285
PALMER COLLEGE OF CHIROPRACTIC	0	0	4	0	1,687	64	0	0	1,691	64	1,755
SAINT LUKE'S SCHOOL OF NURSING	132	24	0	0	0	0	0	0	132	24	156
SPENCER COLLEGE	107	50	0	0	0	0	0	0	107	50	157
U. OF OSTEOPATHIC MEDICINE	44	0	78	106	1,046	4	0	33	1,168	143	1,311
WALDORF COLLEGE	447	0	0	0	0	0	2	50	449	50	499
Independent 2-Yr./Other	3,260	1,035	88	118	2,737	72	103	109	6,188	1,334	7,522
TOTAL	109,988	36,324	6,781	8,904	5,834	135	907	3,562	123,510	48,925	172,435

Source: Iowa College Enrollment Report and Community College Enrollment Report.

HEADCOUNT ENROLLMENT BY CLASS AND LEVEL
FALL 1992

Institution	U N D E R G R A D U A T E					GRADUATE & PROFESSIONAL			All*	TOTAL
	Frosh	Soph	Junior	Senior	Total	Grad	Prof	Total	Other	
IOWA STATE UNIVERSITY	5,326	3,941	4,648	6,160	20,075	4,506	338	4,844	344	25,263
UNIVERSITY OF IOWA	4,774	3,604	4,446	5,037	17,861	6,506	2,284	8,790	812	27,463
UNIVERSITY OF NORTHERN IOWA	2,607	2,357	3,128	3,509	11,601	1,220	0	1,220	224	13,045
Regents' Universities Total	12,707	9,902	12,222	14,706	49,537	12,232	2,622	14,854	1,380	65,771
BRIAR CLIFF COLLEGE	451	311	200	182	1,144	0	0	0	0	1,144
SUENA VISTA COLLEGE	322	202	846	817	2,187	0	0	0	129	2,316
CENTRAL COLLEGE (C.U.I.)	461	347	376	381	1,565	0	0	0	28	1,593
CLARKE COLLEGE	198	192	164	139	693	24	0	24	210	927
COE COLLEGE	419	260	306	223	1,208	0	0	0	77	1,285
CORNELL COLLEGE	383	274	250	245	1,152	0	0	0	10	1,162
DIVINE WORD COLLEGE	17	4	9	7	37	0	0	0	28	65
DORDT COLLEGE	327	279	210	224	1,040	0	0	0	37	1,077
DRAKE UNIVERSITY	1,043	823	850	1,155	3,871	1,535	538	2,073	389	6,333
GRACELAND COLLEGE	856	678	537	680	2,751	0	0	0	0	2,751
GRAND VIEW COLLEGE	592	206	292	383	1,473	0	0	0	5	1,478
GRINNELL COLLEGE	310	336	282	305	1,233	0	0	0	41	1,274
IOWA WESLEYAN COLLEGE	167	117	182	165	631	20	0	20	316	967
LORAS COLLEGE	441	367	436	355	1,599	81	0	81	96	1,776
LUTHER COLLEGE	604	580	521	508	2,213	0	0	0	114	2,327
MAHARISHI INTERNATIONAL U.	101	82	67	61	311	258	0	258	226	795
MORNINGSIDE COLLEGE	271	277	277	254	1,079	133	0	133	93	1,305
MOUNT MERCY COLLEGE	279	218	367	413	1,277	0	0	0	115	1,392
MOUNT ST. CLARE COLLEGE	160	56	82	71	369	0	0	0	27	396
NORTHWESTERN COLLEGE	334	265	171	229	999	0	0	0	39	1,038
SAINT AMBROSE UNIVERSITY	519	250	379	450	1,598	701	0	701	118	2,417
SIMPSON COLLEGE	372	379	375	309	1,435	0	0	0	255	1,690
TEIKYO MARYCREST UNIVERSITY	332	149	189	236	906	251	0	251	228	1,385
TEIKYO WESTMAR UNIVERSITY	277	157	187	128	749	0	0	0	12	761

Source: Iowa College Enrollment Report and Community College Enrollment Report

*Unclassified Students

HEADCOUNT ENROLLMENT BY CLASS AND LEVEL
FALL 1992

Institution	U N D E R G R A D U A T E					G R A D U A T E & P R O F E S S I O N A L			All* Other	TOTAL
	Frosh	Soph	Junior	Senior	Total	Grad	Prof	Total		
UNIVERSITY OF DUBUQUE	195	221	193	209	818	244	0	244	62	1,124
UPPER IOWA UNIVERSITY	472	360	810	859	2,501	0	0	0	140	2,641
WARTBURG COLLEGE	492	312	285	296	1,385	0	0	0	60	1,445
WILLIAM PENN COLLEGE	197	144	138	188	667	0	0	0	22	689
Independent 4-Yr. Total	10,592	7,846	8,981	9,472	36,891	3,247	538	3,785	2,877	43,553
DES MOINES AREA COMM. COLLEGE	9,341	1,873	0	0	11,214	0	0	0	0	11,214
EASTERN IOWA COMMUNITY COLLEGE	4,463	1,917	0	0	6,380	0	0	0	0	6,380
HAWKEYE COMMUNITY COLLEGE	1,879	588	0	0	2,467	0	0	0	0	2,467
INDIAN HILLS COMMUNITY COLLEGE	2,135	1,160	0	0	3,295	0	0	0	0	3,295
IOWA CENTRAL COMMUNITY COLLEGE	1,575	809	0	0	2,384	0	0	0	0	2,384
IOWA LAKES COMMUNITY COLLEGE	1,096	636	0	0	1,732	0	0	0	0	1,732
IOWA VALLEY COMMUNITY COLLEGE	1,354	700	0	0	2,054	0	0	0	0	2,054
IOWA WESTERN COMMUNITY COLLEGE	2,766	857	0	0	3,623	0	0	0	0	3,623
KIRKWOOD COMMUNITY COLLEGE	5,857	3,755	0	0	9,612	0	0	0	0	9,612
NORTH IOWA AREA COMM. COLLEGE	2,086	988	0	0	3,074	0	0	0	0	3,074
NORTHEAST IOWA COMMUNITY COLLEGE	1,837	446	0	0	2,283	0	0	0	0	2,283
NORTHWEST IOWA COMMUNITY COLLEGE	453	150	0	0	603	0	0	0	0	603
SOUTHEASTERN COMMUNITY COLLEGE	2,224	694	0	0	2,918	0	0	0	0	2,918
SOUTHWESTERN COMMUNITY COLLEGE	1,080	292	0	0	1,372	0	0	0	0	1,372
WESTERN IOWA TECH	2,080	498	0	0	2,578	0	0	0	0	2,578
Community Colleges Total	40,226	15,363	0	0	55,589	0	0	0	0	55,589
ALLEN MEMORIAL NURSING SCHOOL	46	0	34	15	95	0	0	0	0	95
AMERICAN INSTITUTE OF BUSINESS	653	303	0	0	956	0	0	0	0	956
AMERICAN INSTITUTE OF COMMERCE	644	170	0	0	814	0	0	0	0	814
FAITH BAPTIST BIBLE COLLEGE	78	38	31	64	211	18	8	26	14	251
HAMILTON BUSINESS COLLEGE	373	341	0	0	714	0	0	0	113	827

Source: Iowa College Enrollment Report and Community College Enrollment Report

*Unclassified Students

HEADCOUNT ENROLLMENT BY CLASS AND LEVEL
FALL 1992

Institution	U N D E R G R A D U A T E					GRADUATE & PROFESSIONAL			All*	TOTAL
	Frosh	Soph	Junior	Senior	Total	Grad	Prof	Total	Other	
IOWA METHODIST NURSING SCHOOL	151	0	102	68	321	0	0	0	0	321
JENNIE EDMUNDSON NURSING SCHOOL	35	0	34	26	95	0	0	0	0	95
MERCY HOSPITAL NURSING SCHOOL	129	0	99	57	285	0	0	0	0	285
PALMER COLLEGE OF CHIROPRACTIC	0	0	0	0	0	4	1,751	1,755	0	1,755
SAINT LUKE'S SCHOOL OF NURSING	65	0	41	50	156	0	0	0	0	156
SPENCER COLLEGE	145	12	0	0	157	0	0	0	0	157
U. OF OSTEOPATHIC MEDICINE	0	0	24	20	44	184	1,050	1,234	33	1,311
WALDORF COLLEGE	272	175	0	0	447	0	0	0	52	499
Independent 2-Yr./Other Total	2,591	1,039	365	300	4,295	206	2,809	3,015	212	7,522
TOTAL	66,116	34,150	21,568	24,478	146,312	15,685	5,969	21,654	4,469	172,435

Source: Iowa College Enrollment Report and Community College Enrollment Report
*Unclassified Students

STUDENT DEMOGRAPHIC CHARACTERISTICS
FALL 1992

Institution	T O T A L		G E N D E R				R E S I D E N C E			
	1991	1992	Male	%	Female	%	Resident	%	Non-Resident	%
IOWA STATE UNIVERSITY	25,250	25,263	14,826	58.7	10,437	41.3	18,318	72.5	6,945	27.5
UNIVERSITY OF IOWA	27,881	27,463	13,722	50.0	13,741	50.0	18,267	66.5	9,196	33.5
UNIVERSITY OF NORTHERN IOWA	13,163	13,045	5,594	42.9	7,451	57.1	12,425	95.2	620	4.8
Regents' Universities Total	66,294	65,771	34,142	51.9	31,629	48.1	49,010	74.5	16,761	25.5
BRIAR CLIFF COLLEGE	1,090	1,144	361	31.6	783	68.4	889	77.7	255	22.3
BUENA VISTA COLLEGE	2,240	2,316	918	39.6	1,398	60.4	2,069	89.3	247	10.7
CENTRAL COLLEGE (C.U.I.)	1,607	1,593	675	42.4	918	57.6	1,208	75.8	385	24.2
CLARKE COLLEGE	912	927	298	32.1	629	67.9	682	73.6	245	26.4
COE COLLEGE	1,248	1,285	589	45.8	696	54.2	854	66.5	431	33.5
CORNELL COLLEGE	1,111	1,162	520	44.8	642	55.2	336	28.9	826	71.1
DIVINE WORD COLLEGE	63	65	59	90.8	6	9.2	19	29.2	46	70.8
DORDT COLLEGE	1,046	1,077	522	48.5	555	51.5	446	41.4	631	58.6
DRAKE UNIVERSITY	8,096	6,333	2,814	44.4	3,519	55.6	2,511	39.6	3,822	60.4
GRACELAND COLLEGE	2,397	2,751	603	21.9	2,148	78.1	443	16.1	2,308	83.9
GRAND VIEW COLLEGE	1,455	1,478	586	39.6	892	60.4	1,415	95.7	63	4.3
GRINNELL COLLEGE	1,316	1,274	593	46.5	681	53.5	218	17.1	1,056	82.9
IOWA WESLEYAN COLLEGE	975	967	397	41.1	570	58.9	748	77.4	219	22.6
LORAS COLLEGE	1,825	1,776	895	50.4	881	49.6	984	55.4	792	44.6
LUTHER COLLEGE	2,350	2,327	953	41.0	1,374	59.0	879	37.8	1,448	62.2
MAHARISHI INTERNATIONAL U.	779	795	415	52.2	380	47.8	257	32.3	538	67.7
MORNINGSIDE COLLEGE	1,324	1,305	497	38.1	808	61.9	1,051	80.5	254	19.5
MOUNT MERCY COLLEGE	1,523	1,392	443	31.8	949	68.2	1,354	97.3	38	2.7
MOUNT ST. CLARE COLLEGE	309	396	143	36.1	253	63.9	237	59.8	159	40.2
NORTHWESTERN COLLEGE	1,036	1,038	453	43.6	585	56.4	717	69.1	321	30.9
SAINT AMBROSE UNIVERSITY	2,434	2,417	1,194	49.4	1,223	50.6	1,700	70.3	717	29.7
SIMPSON COLLEGE	1,752	1,690	721	42.7	969	57.3	1,598	94.6	92	5.4
TEIKYO MARYCREST UNIVERSITY	1,457	1,385	379	27.4	1,006	72.6	950	68.6	435	31.4
TEIKYO WESTMAR UNIVERSITY	754	761	514	67.5	247	32.5	307	40.3	454	59.7
UNIVERSITY OF DUBUQUE	1,045	1,124	591	52.6	533	47.4	483	43.0	641	57.0

Source: Iowa College Enrollment Report and Community College Enrollment Report

STUDENT DEMOGRAPHIC CHARACTERISTICS
FALL 1992

Institution	T O T A L		G E N D E R				R E S I D E N C E			
	1991	1992	Male	%	Female	%	Resident	%	Non-Resident	%
UPPER IOWA UNIVERSITY	2,489	2,641	1,271	48.1	1,370	51.9	1,818	68.8	823	31.2
WARTBURG COLLEGE	1,453	1,445	643	44.5	802	55.5	1,047	72.5	398	27.5
WILLIAM PENN COLLEGE	720	689	340	49.3	349	50.7	552	80.1	137	19.9
Independent 4-Yr. Total	44,806	43,553	18,387	42.2	25,166	57.8	25,772	59.2	17,781	40.8
DES MOINES AREA COMM. COLLEGE	11,040	11,214	4,391	39.2	6,823	60.8	10,807	96.4	407	3.6
EASTERN IOWA COMMUNITY COLLEGE	6,020	6,380	2,427	38.0	3,953	62.0	5,794	90.8	586	9.2
HAWKEYE COMMUNITY COLLEGE	1,838	2,467	1,217	49.3	1,250	50.7	2,447	99.2	20	0.8
INDIAN HILLS COMMUNITY COLLEGE	3,176	3,295	1,409	42.8	1,886	57.2	2,969	90.1	326	9.9
IOWA CENTRAL COMMUNITY COLLEGE	2,288	2,384	1,009	42.3	1,375	57.7	2,277	95.5	107	4.5
IOWA LAKES COMMUNITY COLLEGE	1,573	1,732	874	50.5	858	49.5	1,557	89.9	175	10.1
IOWA VALLEY COMMUNITY COLLEGE	2,188	2,054	859	41.8	1,195	58.2	1,994	97.1	60	2.9
IOWA WESTERN COMMUNITY COLLEGE	3,527	3,623	1,525	42.1	2,098	57.9	3,250	89.7	373	10.3
KIRKWOOD COMMUNITY COLLEGE	9,234	9,612	4,056	42.2	5,556	57.8	9,333	97.1	279	2.9
NORTH IOWA AREA COMM. COLLEGE	3,000	3,074	1,282	41.7	1,792	58.3	3,005	97.8	69	2.2
NORTHEAST IOWA COMMUNITY COLLEGE	1,829	2,283	824	36.1	1,459	63.9	2,200	96.4	83	3.6
NORTHWEST IOWA COMMUNITY COLLEGE	553	603	380	63.0	223	37.0	570	94.5	33	5.5
SOUTHEASTERN COMMUNITY COLLEGE	2,811	2,918	1,118	38.3	1,800	61.7	2,493	85.4	425	14.6
SOUTHWESTERN COMMUNITY COLLEGE	1,154	1,372	552	40.2	820	59.8	1,298	94.6	74	5.4
WESTERN IOWA TECH	2,028	2,578	1,122	43.5	1,456	56.5	2,314	89.8	264	10.2
Community Colleges Total:	52,259	55,589	23,045	41.5	32,544	58.5	52,308	94.1	3,281	5.9
ALLEN MEMORIAL NURSING SCHOOL	84	95	8	8.4	87	91.6	95	100.0	0	0.0
AMERICAN INSTITUTE OF BUSINESS	1,040	956	211	22.1	745	77.9	924	96.7	32	3.3
AMERICAN INSTITUTE OF COMMERCE	840	814	167	20.5	647	79.5	625	76.8	189	23.2
FAITH BAPTIST BIBLE COLLEGE	275	251	126	50.2	125	49.8	138	55.0	113	45.0
HAMILTON BUSINESS COLLEGE	704	827	156	18.9	671	81.1	821	99.3	6	0.7
IOWA METHODIST NURSING SCHOOL	240	321	32	10.0	289	90.0	319	99.4	2	0.6
JENNIE EDMUNDSON NURSING SCHOOL	92	95	13	13.7	82	86.3	86	90.5	9	9.5

Source: Iowa College Enrollment Report and Community College Enrollment Report

STUDENT DEMOGRAPHIC CHARACTERISTICS
FALL 1992

Institution	T O T A L		G E N D E R				R E S I D E N C E			
	1991	1992	Male	%	Female	%	Resident	%	Non-Resident	%
MERCY HOSPITAL NURSING SCHOOL	219	285	26	9.1	259	90.9	278	97.5	7	2.5
PALMER COLLEGE OF CHIROPRACTIC	1,702	1,755	1,336	76.1	419	23.9	317	18.1	1,438	81.9
SAINT LUKE'S SCHOOL OF NURSING	140	156	14	9.0	142	91.0	127	81.4	29	18.6
SPENCER COLLEGE	151	157	18	11.5	139	88.5	123	78.3	34	21.7
U. OF OSTEOPATHIC MEDICINE	1,301	1,311	809	61.7	502	38.3	385	29.4	926	70.6
WALDORF COLLEGE	593	499	259	51.9	240	48.1	341	68.3	158	31.7
Independent 2-Yr./Other Total	7,381	7,522	3,175	42.2	4,347	57.8	4,579	60.9	2,943	39.1
TOTAL	170,740	172,435	78,749	45.7	93,686	54.3	131,669	76.4	40,766	23.6

Source: Iowa College Enrollment Report and Community College Enrollment Report

STUDENT BODY PROFILE
FALL 1991

	NEW FRESHMEN				ALL FULL-TIME UNDERGRADUATE STUDENTS		
	Pct in Top 25% of HS Class	Pct in Top 50% of HS Class	ACT Mean Score	Pct Return for 2nd Year	Pct Transfer	Pct Live on Campus	Pct Complete Program
IOWA STATE UNIVERSITY	58.1	91.3	24.1	81.4	28.2	38.6	62.0
UNIVERSITY OF IOWA	52.3	88.0	24.4	82.7	12.6	21.9	59.1
UNIVERSITY OF NORTHERN IOWA	51.6	93.1	22.8	81.7	10.5	47.6	53.5
Regents' Universities Avg.	54.0	90.8	23.8	81.9	17.1	36.0	58.2
BRIAR CLIFF COLLEGE	36.4	60.2	21.5	71.0	15.0	64.2	43.0
BUENA VISTA COLLEGE	51.7	87.1	23.8	73.5	17.9	91.4	57.1
CENTRAL COLLEGE (C.U.I.)	65.0	89.0	24.0	83.0	2.6	85.0	63.0
CLARKE COLLEGE	39.0	75.0	23.2	89.0	26.0	75.0	64.0
COE COLLEGE	60.0	92.0	24.0	83.0	25.2	74.3	63.0
CORNELL COLLEGE	60.0	93.0	25.0	71.0	2.5	95.0	60.0
DIVINE WORD COLLEGE	75.0	100.0	16.5	91.0	39.0	95.0	16.0
DORDT COLLEGE	46.0	70.0	22.8	70.0	2.5	76.0	58.4
DRAKE UNIVERSITY	62.0	84.0	25.0	86.0	28.0	49.0	75.0
GRACELAND COLLEGE	42.0	77.0	22.0	67.0	10.0	67.0	36.0
GRAND VIEW COLLEGE	24.0	53.0	19.8	50.0	31.0	19.0	34.0
GRINNELL COLLEGE	88.0	97.0	29.0	95.6	7.4	84.7	80.5
IOWA WESLEYAN COLLEGE	31.0	68.0	20.2	69.0	14.0	57.0	51.0
LORAS COLLEGE	24.0	74.0	21.2	84.0	4.8	54.5	56.0
LUTHER COLLEGE	63.0	90.8	24.3	98.8	3.4	85.0	75.0
MAHARISHI INTERNATIONAL U.			22.0	59.0	3.0	96.0	54.0
MORNINGSIDE COLLEGE	36.0	69.0	22.0	71.9	9.5	54.7	54.9
MOUNT MERCY COLLEGE	45.9	75.7	22.8	79.0	59.3	27.3	48.0

Source: Survey of Iowa Institutions

Note: Many schools do not compile this information. Values are shown only for those schools which reported information.
Schools with many one year programs may report a lower percent of students who returned for their second year.

STUDENT BODY PROFILE
FALL 1991

	NEW FRESHMEN				ALL FULL-TIME UNDERGRADUATE STUDENTS		
	Pct in Top 25% of HS Class	Pct in Top 50% c.f HS Class	ACT Mean Score	Pct Return for 2nd Year	Pct Transfer	Pct Live on Campus	Pct Complete Program
MOUNT ST. CLARE COLLEGE	23.9	43.3	19.5	55.2	17.8	46.5	47.4
NORTHWESTERN COLLEGE	49.0	81.0	23.1	72.7	4.3	82.7	42.9
SAINT AMBROSE UNIVERSITY	18.0	85.0	20.5	68.4	11.0	54.2	52.0
SIMPSON COLLEGE	66.0	93.0	25.0	80.0	5.5	50.3	60.4
TEIKYO MARYCREST UNIVERSITY			21.0	79.0	56.0	18.0	44.0
TEIKYO WESTMAR UNIVERSITY	18.0	50.0	19.0	59.2	26.0	84.0	45.0
UNIVERSITY OF DUBUQUE	30.0	61.0	20.6	62.0	35.0	58.0	48.0
UPPER IOWA UNIVERSITY	20.5	54.5	19.3	63.0	57.0	15.0	50.4
WARTBURG COLLEGE	58.0	88.0	23.6	71.0	6.0	77.0	63.0
WILLIAM PENN COLLEGE	21.0	44.0	19.8	58.0	42.0	47.0	50.0
Independent 4-Yr. Avg.	44.4	75.2	22.2	73.6	20.1	63.7	53.3
DES MOINES AREA COMM. COLLEGE					5.6	0.0	
EASTERN IOWA COMMUNITY COLLEGE				66.0	27.0	0.0	54.0
HAWKEYE COMMUNITY COLLEGE			18.6		14.0	0.0	
INDIAN HILLS COMMUNITY COLLEGE				52.0	6.0	10.0	59.0
IOWA CENTRAL COMMUNITY COLLEGE	21.0	41.0	19.0	45.0	15.0	10.0	45.0
IOWA LAKES COMMUNITY COLLEGE	9.0	31.0		62.0	7.0	9.0	
IOWA VALLEY COMMUNITY COLLEGE			19.0	53.8	8.5	13.6	61.5
IOWA WESTERN COMMUNITY COLLEGE	24.0	60.0	18.5	65.0	16.0	18.0	51.0
KIRKWOOD COMMUNITY COLLEGE			19.3	61.0	9.2	0.0	42.0
NORTH IOWA AREA COMM. COLLEGE	14.0	40.0	19.3	55.0	12.0	15.0	46.0
NORTHEAST IOWA COMMUNITY COLLEGE	15.0	50.0		57.0	13.0	0.0	49.0

Source: Survey of Iowa Institutions

Note: Many schools do not compile this information. Values are shown only for those schools which reported information.

Schools with many one year programs may report a lower percent of students who returned for their second year.

STUDENT BODY PROFILE
FALL 1991

	NEW FRESHMEN				ALL FULL-TIME UNDERGRADUATE STUDENTS		
	Pct in Top 25% of HS Class	Pct in Top 50% of HS Class	ACT Mean Score	Pct Return for 2nd Year	Pct Transfer	Pct Live on Campus	Pct Complete Program
NORTHWEST IOWA COMMUNITY COLLEGE				58.0	13.0	0.0	70.0
SOUTHEASTERN COMMUNITY COLLEGE					7.0	2.0	
SOUTHWESTERN COMMUNITY COLLEGE	25.0	44.0	19.2	52.0	5.0	6.0	46.0
WESTERN IOWA TECH				19.0	13.0	9.0	51.3
Community Colleges Avg.	18.0	44.3	19.0	53.8	11.4	6.2	52.3
ALLEN MEMORIAL NURSING SCHOOL	22.0	66.0	19.2	71.0	14.0	20.0	70.0
AMERICAN INSTITUTE OF BUSINESS	16.0	50.0	18.0	76.0	21.0	63.0	53.0
AMERICAN INSTITUTE OF COMMERCE				31.0		0.0	66.0
FAITH BAPTIST BIBLE COLLEGE	23.0	67.0	19.5	54.0	21.0	75.0	45.0
HAMILTON BUSINESS COLLEGE				35.1	11.1		64.3
IOWA METHODIST NURSING SCHOOL	37.0	55.0	21.0	81.0	79.0	45.0	46.0
JENNIE EDMUNDSON NURSING SCHOOL	13.5	35.0	18.2	81.0	0.0	6.5	75.0
MERCY HOSPITAL NURSING SCHOOL	23.0	68.0	20.2	83.0	65.0	25.0	88.0
PALMER COLLEGE OF CHIROPRACTIC					2.0		93.7
SAINT LUKE'S SCHOOL OF NURSING	23.0	63.0	20.0	80.0	16.0	24.0	72.0
SPENCER COLLEGE	7.0	31.0	17.0		7.0	32.0	73.0
U. OF OSTEOPATHIC MEDICINE				100.0	100.0	0.0	95.0
WALDORF COLLEGE	16.0	31.0	18.7	68.0	3.0	93.0	62.0
Independent 2-Yr./Other	20.1	51.8	19.1	69.1	28.3	34.9	69.5

Source: Survey of Iowa Institutions

Note: Many schools do not compile this information. Values are shown only for those schools which reported information.
Schools with many one year programs may report a lower percent of students who returned for their second year.

STUDENT BODY PROFILE
FALL 1992

	NEW FRESHMEN				ALL FULL-TIME UNDERGRADUATE STUDENTS		
	Pct in Top 25% of HS Class	Pct in Top 50% of HS Class	ACT Mean Score	Pct Return for 2nd Year	Pct Transfer	Pct Live on Campus	Pct Complete Program
IOWA STATE UNIVERSITY	56.5	90.8	24.0	83.0	29.0	37.2	62.0
UNIVERSITY OF IOWA	51.0	89.9	24.4	82.9	8.9	29.0	60.4
UNIVERSITY OF NORTHERN IOWA	49.3	92.7	22.9	79.6	9.6	42.6	57.6
Regents' Universities Avg.	52.3	91.1	23.8	81.8	15.8	36.3	60.0
BRIAR CLIFF COLLEGE	32.0	70.8	21.7	66.1	12.1	63.1	47.3
BUENA VISTA COLLEGE	46.4	85.7	23.1	76.9	10.0	85.7	62.5
CENTRAL COLLEGE (C.U.I.)	61.0	91.0	23.8	76.0	8.0	87.0	70.0
CLARKE COLLEGE	44.0	79.0	23.0	80.0	24.0	76.0	60.0
COE COLLEGE	62.1	91.3	24.0	73.2	26.6	74.7	65.0
CORNELL COLLEGE	68.6	92.0	25.0	80.0	2.0	90.0	56.0
DIVINE WORD COLLEGE	66.0	100.0	25.0	73.0	27.0	100.0	21.0
DORDT COLLEGE	41.6	72.0	22.9	75.3	3.2	77.5	51.9
DRAKE UNIVERSITY	65.0	91.0	25.0	87.0	26.0	52.0	75.0
GRACELAND COLLEGE	43.0	78.0	22.0	69.0	10.0	64.0	42.0
GRAND VIEW COLLEGE	42.0	69.0	20.2	61.0	17.0	19.0	23.0
GRINNELL COLLEGE	92.1	97.9	28.0	93.6	3.8	85.7	83.4
IOWA WESLEYAN COLLEGE	28.9	63.6	20.4	63.1	12.5	59.7	34.2
LORAS COLLEGE	29.0	66.0	21.5	78.0	6.8	64.5	54.0
LUTHER COLLEGE	66.7	92.0	25.0	88.2	3.4	91.7	74.0
MAHARISHI INTERNATIONAL U.	18.0	41.0	24.0	69.0	2.0	90.0	49.0
MORNINGSIDE COLLEGE	33.0	62.0	23.0	67.8	12.0	55.8	51.0
MOUNT MERCY COLLEGE	44.0	79.0	22.2	75.0	39.0	32.0	48.7

Source: Survey of Iowa Institutions

Note: Many schools do not compile this information. Values are shown only for those schools which reported information.

Schools with many one year programs may report a lower percent of students who returned for their second year.

STUDENT BODY PROFILE
FALL 1992

	NEW FRESHMEN				ALL FULL-TIME UNDERGRADUATE STUDENTS		
	Pct in Top 25% of HS Class	Pct in Top 50% of HS Class	ACT Mean Score	Pct Return for 2nd Year	Pct Transfer	Pct Live on Campus	Pct Complete Program
MOJNT ST. CLARE COLLEGE	29.0	50.0	20.0	53.0	16.6	42.6	48.1
NORTHWESTERN COLLEGE	46.0	72.0	22.2	69.8	5.4	81.0	45.6
SAINT AMBROSE UNIVERSITY	28.0	62.0	20.6	68.2	13.0	54.0	52.0
SIMPSON COLLEGE	60.0	90.0	24.0	78.2	6.7	52.3	61.2
TEIKYO MARYCREST UNIVERSITY			20.9	65.0	55.0	39.0	41.0
TEIKYO WESTMAR UNIVERSITY	11.0	44.0	19.6	47.0	20.0	68.0	38.0
UNIVERSITY OF DUBUQUE	37.0	72.0	22.4	58.0	41.0	55.0	47.0
UPPER IOWA UNIVERSITY	19.5	54.8	18.6	63.0	61.0	15.0	52.0
WARTBURG COLLEGE	68.0	91.0	24.2	78.0	12.0	80.0	64.0
WILLIAM PENN COLLEGE	29.1	56.6	18.7	61.0	40.0	50.0	43.0
Independent 4-Yr. Avg.	44.9	74.6	22.5	71.2	18.4	64.5	52.9
DES MOINES AREA COMM. COLLEGE			19.2		5.2	0.0	
EASTERN IOWA COMMUNITY COLLEGE				45.0	12.6	0.0	54.0
HAWKEYE COMMUNITY COLLEGE	18.3	59.0	18.6		14.0	0.0	52.2
INDIAN HILLS COMMUNITY COLLEGE			0.0	62.0	6.0	15.0	59.0
IOWA CENTRAL COMMUNITY COLLEGE	14.0	36.0	19.3	61.0	5.0	11.0	42.0
IOWA LAKES COMMUNITY COLLEGE	10.0	33.0		54.1	10.6	7.9	37.2
IOWA VALLEY COMMUNITY COLLEGE			19.0	41.0	11.0	13.0	40.0
IOWA WESTERN COMMUNITY COLLEGE	18.0	42.0	18.0	68.0	15.0	14.0	58.0
KIRKWOOD COMMUNITY COLLEGE			19.5	60.0	10.3	0.0	47.0
NORTH IOWA AREA COMM. COLLEGE	12.2	39.4	19.5	63.0	5.5	20.0	54.0
NORTHEAST IOWA COMMUNITY COLLEGE	17.0	51.0		55.0	13.0	0.0	61.0

Source: Survey of Iowa Institutions

Note: Many schools do not compile this information. Values are shown only for those schools which reported information.

Schools with many one year programs may report a lower percent of students who returned for their second year.

STUDENT BODY PROFILE
FALL 1992

	NEW FRESHMEN				ALL FULL-TIME UNDERGRADUATE STUDENTS		
	Pct in Top 25% of HS Class	Pct in Top 50% of HS Class	ACT Mean Score	Pct Return for 2nd Year	Pct Transfer	Pct Live on Campus	Pct Complete Program
NORTHWEST IOWA COMMUNITY COLLEGE				67.0	15.0	6.0	59.0
SOUTHEASTERN COMMUNITY COLLEGE			18.7		5.7	3.0	27.0
SOUTHWESTERN COMMUNITY COLLEGE	35.0	55.0	19.0	51.0	5.0	5.0	61.0
WESTERN IOWA TECH				26.0	5.5	8.0	51.2
Community Colleges Avg.	17.8	45.2	17.1	54.4	9.3	6.9	50.2
ALLEN MEMORIAL NURSING SCHOOL	18.4	87.0	19.7	89.0	18.0	15.7	84.0
AMERICAN INSTITUTE OF BUSINESS	17.0	49.0	19.0	58.0	20.0	63.0	51.4
AMERICAN INSTITUTE OF COMMERCE				31.0	31.5	0.0	45.0
FAITH BAPTIST BIBLE COLLEGE	38.0	70.0	21.0	52.0	8.0	75.0	45.0
HAMILTON BUSINESS COLLEGE				25.0	5.0	0.0	47.0
IOWA METHODIST NURSING SCHOOL	0.0	100.0	22.0	78.0	87.0	49.0	90.0
JENNIE EDMUNDSON NURSING SCHOOL	29.0	65.0	17.9	92.0	0.0	12.6	92.0
MERCY HOSPITAL NURSING SCHOOL	23.0	61.0	21.5	87.6	88.0	21.6	90.8
PALMER COLLEGE OF CHIROPRACTIC					0.0	0.0	86.0
SAINT LUKE'S SCHOOL OF NURSING	23.0	66.0	20.0	76.0	17.0	33.0	60.0
SPENCER COLLEGE	12.0	33.0	18.0	14.0	10.0	82.0	81.0
U. OF OSTEOPATHIC MEDICINE					100.0	0.0	96.0
WALDORF COLLEGE	12.0	40.0	19.0	57.7	3.0	95.0	55.0
Independent 2-Yr./Other	19.2	63.4	19.8	60.0	29.8	34.4	71.0

Source: Survey of Iowa Institutions

Note: Many schools do not compile this information. Values are shown only for those schools which reported information.
Schools with many one year programs may report a lower percent of students who returned for their second year.

ORIGIN OF FIRST-TIME FRESHMEN
FALL 1992

Institution	FIRST-TIME FRESHMEN							GRADUATED FROM HIGH SCHOOL IN LAST 12 MONTHS						
	Contiguous		Rest	U.S.	Foreign	Unknown	Total	Contiguous		Rest	U.S.	Foreign	Unknown	Total
	Iowa	States	Of U.S.	Territory	Country			Iowa	States	Of U.S.	Territory	Country		
IOWA STATE UNIVERSITY	2,366	716	171	17	112	2	3,384	2,256	696	166	17	56	0	3,191
UNIVERSITY OF IOWA	2,014	1,049	165	0	25	0	3,253	1,928	1,036	158	0	16	0	3,138
UNIVERSITY OF NORTHERN IOWA	1,632	61	12	0	6	0	1,711	1,556	60	12	0	3	0	1,631
Regents' Universities Total	6,012	1,826	348	17	143	2	8,348	5,740	1,792	336	17	75	0	7,960
BRIAR CLIFF COLLEGE	132	58	15	2	0	4	211	90	51	15	2	0	1	159
BUENA VISTA COLLEGE	231	50	5	0	8	0	294	225	50	5	0	8	0	288
CENTRAL COLLEGE (C.U.I.)	336	44	45	0	5	0	430	333	44	45	0	2	0	424
CLARKE COLLEGE	90	65	2	0	0	0	157	52	49	2	0	0	0	103
COE COLLEGE	160	102	27	0	16	0	305	154	101	27	0	14	0	296
CORNELL COLLEGE	91	156	130	0	6	0	383	91	156	130	0	6	0	383
DIVINE WORD COLLEGE	0	0	10	0	2	0	12	0	0	7	0	0	0	7
DORDT COLLEGE	121	70	75	0	46	0	312	118	70	72	0	40	0	300
DRAKE UNIVERSITY	211	481	166	0	17	0	875	204	460	159	0	15	0	838
GRACELAND COLLEGE	64	74	76	0	16	0	230	54	72	70	0	6	0	202
GRAND VIEW COLLEGE	305	8	0	0	2	0	315	223	8	0	0	0	0	231
GRINNELL COLLEGE	47	89	128	0	33	0	297	46	87	126	0	25	0	284
IOWA WESLEYAN COLLEGE	65	33	25	6	3	0	132	62	33	23	6	2	0	126
LORAS COLLEGE	201	185	9	0	3	0	398	201	185	9	0	3	0	398
LUTHER COLLEGE	205	319	36	0	20	0	580	205	319	36	0	20	0	580
MAHARISHI INTERNATIONAL U.	19	6	16	0	32	0	73	12	1	5	0	4	0	22
MORNINGSIDE COLLEGE	154	33	23	0	3	0	213	148	33	23	0	2	0	206
MOUNT MERCY COLLEGE	165	11	0	0	2	0	178	165	11	0	0	2	0	178
MOUNT ST. CLARE COLLEGE	56	46	8	0	7	0	117	51	43	8	0	4	0	106
NORTHWESTERN COLLEGE	216	69	35	0	14	0	334	202	64	34	0	8	0	308
SAINT AMBROSE UNIVERSITY	147	104	5	0	2	0	258	145	103	5	0	2	0	255
SIMPSON COLLEGE	258	19	7	0	0	0	284	252	19	7	0	0	0	278
TEIKYO MARYCREST UNIVERSITY	64	29	6	0	55	0	154	46	26	6	0	55	0	133

Source: IPEDS Fall Enrollment

Note: The IPEDS Fall Enrollment report uses a different definition than the Iowa College Enrollment Report. As a result, the totals from these two reports are not comparable. Community college data may show changes from 1991 due to a change in collection and reporting methodology.

ORIGIN OF FIRST-TIME FRESHMEN
FALL 1992

Institution	FIRST-TIME FRESHMEN							GRADUATED FROM HIGH SCHOOL IN LAST 12 MONTHS						
	Contiguous		Rest	U.S.	Foreign	Unknown	Total	Contiguous		Rest	U.S.	Foreign	Unknown	Total
	Iowa	States	Of U.S.	Territory	Country			Iowa	States	Of U.S.	Territory	Country		
TEIKYO WESTMAR UNIVERSITY	48	20	26	0	85	0	179	35	20	26	0	66	0	147
UNIVERSITY OF DUBUQUE	40	66	38	0	7	0	151	37	66	37	0	7	0	147
UPPER IOWA UNIVERSITY	119	50	31	0	8	0	208	78	43	20	0	3	0	144
WARTBURG COLLEGE	274	67	17	0	17	0	375	269	65	17	0	17	0	368
WILLIAM PENN COLLEGE	100	11	14	0	2	0	127	66	10	12	0	0	0	88
Independent 4-Yr. Total	3,919	2,265	975	8	411	4	7,582	3,564	2,189	926	8	311	1	6,999
DES MOINES AREA COMM. COLLEGE	2,862	21	6	0	90	29	3,008	1,043	7	4	0	8	11	1,073
EASTERN IOWA COMMUNITY COLLEGE	1,934	233	79	2	9	12	2,269	746	64	14	2	1	0	827
HAWKEYE COMMUNITY COLLEGE	868	4	3	0	0	0	875	377	3	0	0	0	0	380
INDIAN HILLS COMMUNITY COLLEGE	1,054	140	11	8	6	0	1,219	534	67	5	5	1	0	612
IOWA CENTRAL COMMUNITY COLLEGE	898	23	37	0	10	0	968	413	18	23	0	6	0	460
IOWA LAKES COMMUNITY COLLEGE	537	64	7	0	0	0	608	342	48	6	0	0	0	396
IOWA VALLEY COMMUNITY COLLEGE	852	20	30	0	1	11	914	379	16	16	0	0	0	411
IOWA WESTERN COMMUNITY COLLEGE	853	151	11	0	0	2	1,017	514	39	9	0	0	0	562
KIRKWOOD COMMUNITY COLLEGE	2,319	32	7	0	118	0	2,476	1,322	14	6	0	14	0	1,356
NORTH IOWA AREA COMM. COLLEGE	989	22	15	0	3	0	1,029	722	18	13	0	3	0	756
NORTHEAST IOWA COMMUNITY COLLEGE	736	22	5	0	0	2	765	310	10	2	0	0	2	324
NORTHWEST IOWA COMMUNITY COLLEGE	261	24	3	0	0	0	288	140	13	3	0	0	0	156
SOUTHEASTERN COMMUNITY COLLEGE	846	159	9	0	0	2	1,016	416	70	2	0	0	1	489
SOUTHWESTERN COMMUNITY COLLEGE	603	19	10	0	2	0	634	263	12	4	0	0	0	279
WESTERN IOWA TECH	1,049	126	10	0	0	0	1,185	252	37	1	0	0	0	290
Community Colleges Total	16,661	1,060	243	10	239	58	18,271	7,773	436	108	7	33	14	8,371
ALLEN MEMORIAL NURSING SCHOOL	15	0	0	0	0	0	15	12	0	0	0	0	0	12
AMERICAN INSTITUTE OF BUSINESS	269	10	2	0	0	0	281	185	8	2	0	0	0	195
AMERICAN INSTITUTE OF COMMERCE	68	31	0	0	0	0	99	17	5	0	0	0	0	22

Source: IPEDS Fall Enrollment

Note: The IPEDS Fall Enrollment report uses a different definition than the Iowa College Enrollment Report. As a result, the totals from these two reports are not comparable. Community college data may show changes from 1991 due to a change in collection and reporting methodology.

ORIGIN OF FIRST-TIME FRESHMEN
FALL 1992

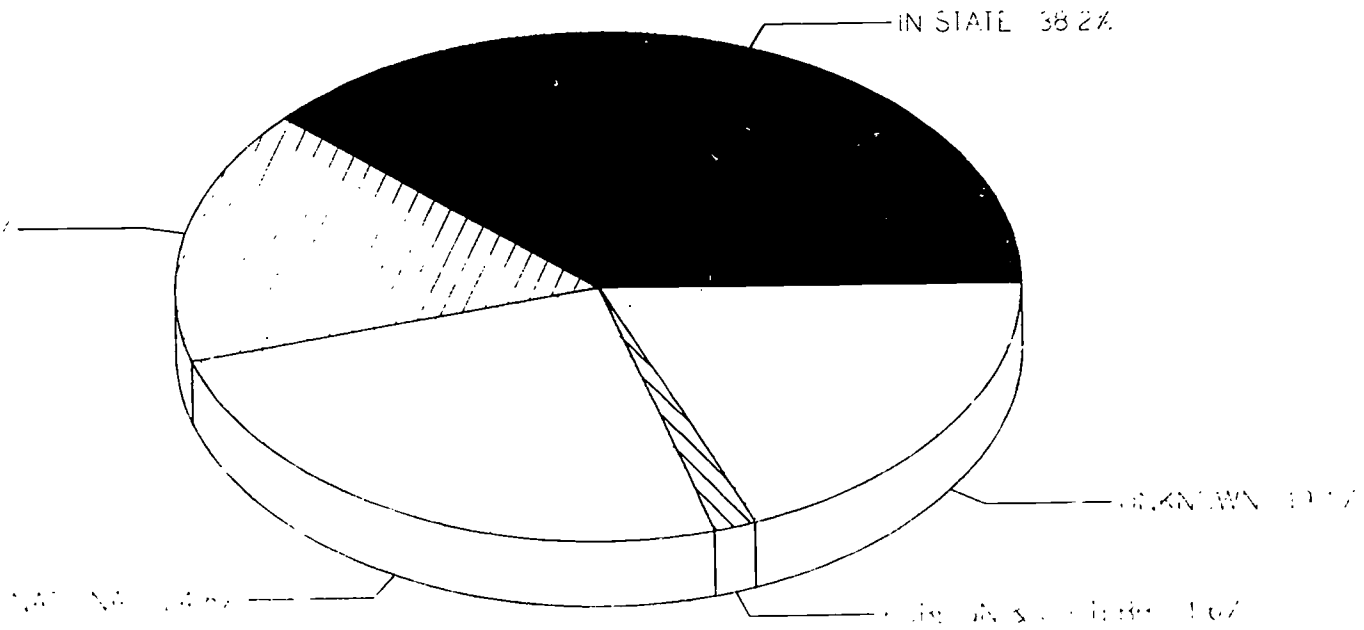
Institution	FIRST-TIME FRESHMEN							GRADUATED FROM HIGH SCHOOL IN LAST 12 MONTHS						
	Contiguous		Rest	U.S.	Foreign	Unknown	Total	Contiguous		Rest	U.S.	Foreign	Unknown	Total
	Iowa	States	Of U.S.	Territory	Country			Iowa	States	Of U.S.	Territory	Country		
FAITH BAPTIST BIBLE COLLEGE	31	14	15	0	2	0	62	28	12	13	0	1	0	54
HAMILTON BUSINESS COLLEGE	315	4	1	0	0	0	320	103	4	1	0	0	0	108
IOWA METHODIST NURSING SCHOOL	113	1	0	0	0	0	114	67	0	0	0	0	0	67
JENNIE EDMUNDSON NURSING SCHOOL	6	0	0	0	0	0	6	5	0	0	0	0	0	5
MERCY HOSPITAL NURSING SCHOOL	24	0	0	0	0	0	24	16	0	0	0	0	0	16
SAINT LUKE'S SCHOOL OF NURSING	27	4	0	0	0	0	31	21	2	0	0	0	0	23
SPENCER COLLEGE	89	32	0	0	0	0	121	42	30	0	0	0	0	72
U. OF OSTEOPATHIC MEDICINE	0	0	0	0	0	0	0	0	0	0	0	0	0	0
WALDORF COLLEGE	183	58	15	0	16	0	272	175	54	11	0	11	0	251
Independent 2-Yr./Other Total	1,140	154	33	0	18	0	1,345	671	115	27	0	12	0	825
TOTAL	27,732	5,305	1,599	35	811	64	35,546	17,748	4,532	1,397	32	431	15	24,155

Source: IPEDS Fall Enrollment

Note: The IPEDS Fall Enrollment report uses a different definition than the Iowa College Enrollment Report. As a result, the totals from these two reports are not comparable. Community college data may show changes from 1991 due to a change in collection and reporting methodology.

LOCATION OF ALUMNI

FALL 1992 SURVEY



GEOGRAPHIC LOCATION OF ALUMNI
FALL - 1992

	IN-STATE		CONTIGUOUS STATES		NATIONAL		US TERRITORY		FOREIGN COUNTRY		TOTAL KNOWN		LOCATION UNKNOWN		TOTAL
IOWA STATE UNIVERSITY	52,441	36.6%	30,067	21.0%	55,977	39.0%	105	0.1%	4,804	3.4%	143,394	94.3%	8,722	5.7%	152,116
UNIVERSITY OF IOWA	53,337	34.8%	33,279	21.7%	63,103	41.1%	116	0.1%	3,642	2.4%	153,477	91.0%	15,155	9.0%	168,632
UNIVERSITY OF NORTHERN IOWA	38,434	62.8%	8,374	13.7%	13,875	22.7%	19	0.0%	486	0.8%	61,188	89.5%	7,188	10.5%	68,376
Regents' Universities Total	144,212	40.3%	71,720	20.0%	132,955	37.1%	240	0.1%	8,932	2.5%	358,059	92.0%	31,065	8.0%	389,124
BRIAR CLIFF COLLEGE	3,601	53.3%	1,590	23.5%	1,514	22.4%	7	0.1%	44	0.7%	6,756	87.5%	961	12.5%	7,717
BUENA VISTA COLLEGE	7,996	71.2%	1,441	12.8%	1,778	15.8%	0	0.0%	20	0.2%	11,235	78.8%	3,020	21.2%	14,255
CENTRAL COLLEGE (C.U.I.)	3,648	44.7%	1,386	17.0%	2,920	35.8%	8	0.1%	201	2.5%	8,163	96.2%	319	3.8%	8,482
CLARKE COLLEGE	1,966	34.1%	2,135	37.1%	1,569	27.2%	5	0.1%	85	1.5%	5,760	96.9%	183	3.1%	5,943
COE COLLEGE	3,483	36.8%	2,051	21.7%	3,714	39.3%	18	0.2%	189	2.0%	9,455	92.0%	826	8.0%	10,281
CORNELL COLLEGE	2,501	22.4%	3,659	32.7%	4,780	42.7%	6	0.1%	244	2.2%	11,190	93.2%	818	6.8%	12,008
DIVINE WORD COLLEGE	87	9.4%	240	26.1%	566	61.5%	1	0.1%	27	2.9%	921	99.8%	2	0.2%	923
DORDT COLLEGE	2,223	25.9%	1,745	20.4%	3,493	40.7%	0	0.0%	1,112	13.0%	8,573	90.3%	922	9.7%	9,495
DRAKE UNIVERSITY	19,527	43.5%	10,560	23.5%	14,148	31.5%	2	0.0%	619	1.4%	44,856	88.7%	5,695	11.3%	50,551
GRACELAND COLLEGE	1,290	14.1%	3,072	33.7%	4,547	49.8%	3	0.0%	212	2.3%	9,124	93.4%	645	6.6%	9,769
GRAND VIEW COLLEGE	5,457	64.8%	1,086	12.9%	1,840	21.9%	0	0.0%	32	0.4%	8,415	86.9%	1,265	13.1%	9,680
GRINNELL COLLEGE	2,040	12.0%	4,190	24.7%	10,285	60.6%	11	0.1%	437	2.6%	16,963	82.7%	3,539	17.3%	20,502
IOWA WESLEYAN COLLEGE	4,612	46.6%	2,012	20.3%	3,211	32.4%	1	0.0%	63	0.6%	9,899	78.4%	2,727	21.6%	12,626
LORAS COLLEGE	4,237	39.6%	3,992	37.3%	2,396	22.4%	22	0.2%	57	0.5%	10,704	98.9%	121	1.1%	10,825
LUTHER COLLEGE	3,374	22.1%	7,341	48.1%	4,255	27.9%	3	0.0%	298	2.0%	15,271	98.2%	284	1.8%	15,555
MAHARISHI INTERNATIONAL U.	839	46.4%	61	3.4%	610	33.7%	0	0.0%	299	16.5%	1,809	81.1%	422	18.9%	2,231
MORNINGSIDE COLLEGE	6,414	48.1%	2,808	21.0%	3,987	29.9%	0	0.0%	138	1.0%	13,347	73.2%	4,897	26.8%	18,244
MOUNT MERCY COLLEGE	4,934	68.4%	878	12.2%	1,379	19.1%	0	0.0%	18	0.2%	7,209	92.4%	593	7.6%	7,802
MOUNT ST. CLARE COLLEGE	1,532	44.3%	1,169	33.8%	741	21.4%	7	0.2%	10	0.1%	3,459	72.7%	1,296	27.3%	4,755
NORTHWESTERN COLLEGE	3,663	47.5%	1,730	22.4%	2,157	27.9%	1	0.0%	167	2.2%	7,718	81.6%	1,744	18.4%	9,462
SAINT AMBROSE UNIVERSITY	4,857	38.8%	4,674	37.4%	2,908	23.2%	1	0.0%	70	0.6%	12,510	91.9%	1,100	8.1%	13,610
SIMPSON COLLEGE	5,857	55.6%	1,414	13.4%	3,185	30.2%	3	0.0%	83	0.8%	10,542	72.7%	3,956	27.3%	14,498
TEIKYO MARYCREST UNIVERSITY	2,922	42.5%	2,133	31.0%	1,806	26.3%	0	0.0%	19	0.3%	6,880	93.1%	511	6.9%	7,391
TEIKYO WESTMAR UNIVERSITY	3,363	42.9%	1,905	24.3%	2,504	31.9%	1	0.0%	65	0.8%	7,838	73.2%	2,871	26.8%	10,709

Source: Survey of Iowa Institutions

Note: Percentages for In-State, Contiguous, National, US Territory, and Foreign total 100 percent of all alumni with known addresses.

GEOGRAPHIC LOCATION OF ALUMNI
FALL - 1992

	IN-STATE		CONTIGUOUS STATES		NATIONAL		US TERRITORY		FOREIGN COUNTRY		TOTAL KNOWN		LOCATION UNKNOWN		TOTAL
UNIVERSITY OF DUBUQUE	2,835	34.8%	2,281	28.0%	2,700	33.2%	5	0.1%	317	3.9%	8,138	84.3%	1,512	15.7%	9,650
UPPER IOWA UNIVERSITY	4,027	51.5%	1,253	16.0%	2,464	31.5%	2	0.0%	80	1.0%	7,826	86.6%	1,211	13.4%	9,037
WARTBURG COLLEGE	3,874	41.3%	2,821	30.1%	2,484	26.5%	2	0.0%	199	2.1%	9,380	96.2%	374	3.8%	9,754
WILLIAM PENN COLLEGE	2,321	54.6%	476	11.2%	1,426	33.5%	3	0.1%	27	0.6%	4,253	92.8%	328	7.2%	4,581
Independent 4-Yr. Total	113,480	40.8%	70,103	25.2%	89,367	32.1%	112	0.0%	5,132	1.8%	278,194	86.8%	42,142	13.2%	320,336
DES MOINES AREA COMM. COLLEGE	13,600	91.6%	465	3.1%	777	5.2%	1	0.0%	6	0.0%	14,849	73.8%	5,260	26.2%	20,109
EASTERN IOWA COMMUNITY COLLEGE	8,748	80.9%	1,250	11.6%	816	7.5%	0	0.0%	6	0.1%	10,820	52.2%	9,924	47.8%	20,744
HAWKEYE COMMUNITY COLLEGE	1,502	96.7%	33	2.1%	16	1.0%	0	0.0%	3	0.2%	1,554	6.9%	21,132	93.1%	22,686
INDIAN HILLS COMMUNITY COLLEGE	5,663	88.4%	458	7.1%	286	4.5%	0	0.0%	0	0.0%	6,407	35.7%	11,555	64.3%	17,962
IOWA CENTRAL COMMUNITY COLLEGE	13,127	96.8%	210	1.5%	220	1.6%	0	0.0%	3	0.0%	13,560	99.8%	33	0.2%	13,593
IOWA LAKES COMMUNITY COLLEGE	7,499	85.2%	802	9.1%	492	5.6%	2	0.0%	10	0.1%	8,805	98.6%	126	1.4%	8,931
IOWA VALLEY COMMUNITY COLLEGE	8,988	81.3%	758	6.9%	1,295	11.7%	1	0.0%	16	0.1%	11,058	65.6%	5,799	34.4%	16,857
IOWA WESTERN COMMUNITY COLLEGE	7,327	77.7%	1,521	16.1%	571	6.1%	2	0.0%	3	0.0%	9,424	74.2%	3,283	25.8%	12,707
KIRKWOOD COMMUNITY COLLEGE	1,569	94.7%	29	1.8%	55	3.3%	0	0.0%	4	0.2%	1,657	5.5%	28,475	94.5%	30,132
NORTH IOWA AREA COMM. COLLEGE	2,830	59.8%	832	17.6%	1,039	22.0%	0	0.0%	29	0.6%	4,730	28.6%	11,784	71.4%	16,514
NORTHEAST IOWA COMMUNITY COLLEGE	10,072	92.0%	554	5.1%	315	2.9%	0	0.0%	3	0.0%	10,944	100.0%	0	0.0%	10,944
NORTHWEST IOWA COMMUNITY COLLEGE	3,261	72.3%	746	16.5%	495	11.0%	0	0.0%	6	0.1%	4,508	83.0%	921	17.0%	5,429
SOUTHEASTERN COMMUNITY COLLEGE	3,522	87.7%	433	10.8%	61	1.5%	0	0.0%	0	0.0%	4,016	100.0%	0	0.0%	4,016
SOUTHWESTERN COMMUNITY COLLEGE	2,023	80.8%	326	13.0%	152	6.1%	0	0.0%	2	0.1%	2,503	83.4%	499	16.6%	3,002
WESTERN IOWA TECH	12,452	69.0%	5,048	28.0%	382	2.1%	100	0.6%	60	0.3%	18,042	100.0%	0	0.0%	18,042
Community Colleges Total	102,183	83.2%	13,465	11.0%	6,972	5.7%	106	0.1%	151	0.1%	122,877	55.4%	98,791	44.6%	221,668
ALLEN MEMORIAL NURSING SCHOOL	980	64.3%	216	14.2%	324	21.2%	0	0.0%	5	0.3%	1,525	98.0%	31	2.0%	1,556
AMERICAN INSTITUTE OF BUSINESS	7,663	79.5%	754	7.8%	1,212	12.6%	0	0.0%	7	0.1%	9,636	73.1%	3,548	26.9%	13,184
AMERICAN INSTITUTE OF COMMERCE	2,499	66.4%	1,110	29.5%	153	4.1%	0	0.0%	0	0.0%	3,762	28.9%	9,276	71.1%	13,038
FAITH BAPTIST BIBLE COLLEGE	558	28.3%	377	19.1%	956	48.4%	2	0.1%	82	4.2%	1,975	51.2%	1,881	48.8%	3,856
HAMILTON BUSINESS COLLEGE	3,016	98.5%	24	0.8%	22	0.7%	0	0.0%	1	0.0%	3,063	85.9%	503	14.1%	3,566

Source: Survey of Iowa Institutions

Note: Percentages for In-State, Contiguous, National, US Territory, and Foreign total 100 percent of all alumni with known addresses.

GEOGRAPHIC LOCATION OF ALUMNI
FALL - 1992

	IN-STATE		CONTIGUOUS STATES		NATIONAL		US TERRITORY		FOREIGN COUNTRY		TOTAL KNOWN		LOCATION UNKNOWN		TOTAL
IOWA METHODIST NURSING SCHOOL	1,755	58.3%	341	11.3%	910	30.2%	0	0.0%	3	0.1%	3,009	93.0%	227	7.0%	3,236
JENNIE EDMUNDSON NURSING SCHOOL	615	57.0%	198	18.4%	262	24.3%	1	0.1%	3	0.3%	1,079	70.1%	461	29.9%	1,540
MERCY HOSPITAL NURSING SCHOOL	1,128	71.1%	146	9.2%	311	19.6%	1	0.1%	1	0.1%	1,587	63.5%	912	36.5%	2,499
PALMER COLLEGE OF CHIROPRACTIC	1,010	6.4%	2,007	12.7%	11,260	71.1%	9	0.1%	1,559	9.8%	15,845	99.9%	8	0.1%	15,853
SAINT LUKE'S SCHOOL OF NURSING	457	54.7%	204	24.4%	171	20.5%	0	0.0%	3	0.4%	835	96.9%	27	3.1%	862
SPENCER COLLEGE	787	71.5%	241	21.9%	73	6.6%	0	0.0%	0	0.0%	1,101	35.2%	2,027	64.8%	3,128
U. OF OSTEOPATHIC MEDICINE	825	15.3%	580	10.7%	3,963	73.4%	3	0.1%	26	0.5%	5,397	97.7%	129	2.3%	5,526
WALDORF COLLEGE	4,386	46.4%	3,104	32.8%	1,862	19.7%	3	0.0%	99	1.0%	9,454	81.2%	2,186	18.8%	11,640
Independent 2-Yr./Other Total	25,679	44.1%	9,302	16.0%	21,479	36.9%	19	0.0%	1,789	3.1%	58,268	73.3%	21,216	26.7%	79,484
TOTAL	385,554	47.2%	164,590	20.1%	250,773	30.7%	477	0.1%	16,004	2.0%	817,398	80.9%	193,214	19.1%	1,010,612

Source: Survey of Iowa Institutions

Note: Percentages for In-State, Contiguous, National, US Territory, and Foreign total 100 percent of all alumni with known addresses.

STUDENT EXPENSES

The college budgets in this section were collected by the Iowa College Student Aid Commission (ICSAC) and include tuition and mandatory fees (fees paid on an annual basis by all students), room and board charges for campus dormitories, plus a standard allowance of \$1,700 for books and other educational-related costs adopted by the ICSAC for purposes of the state scholarship and grant programs. Since individual schools develop campus-based estimates of costs for non-fixed items such as books and transportation, the total budgets reported here may vary moderately from those given in college catalogs.

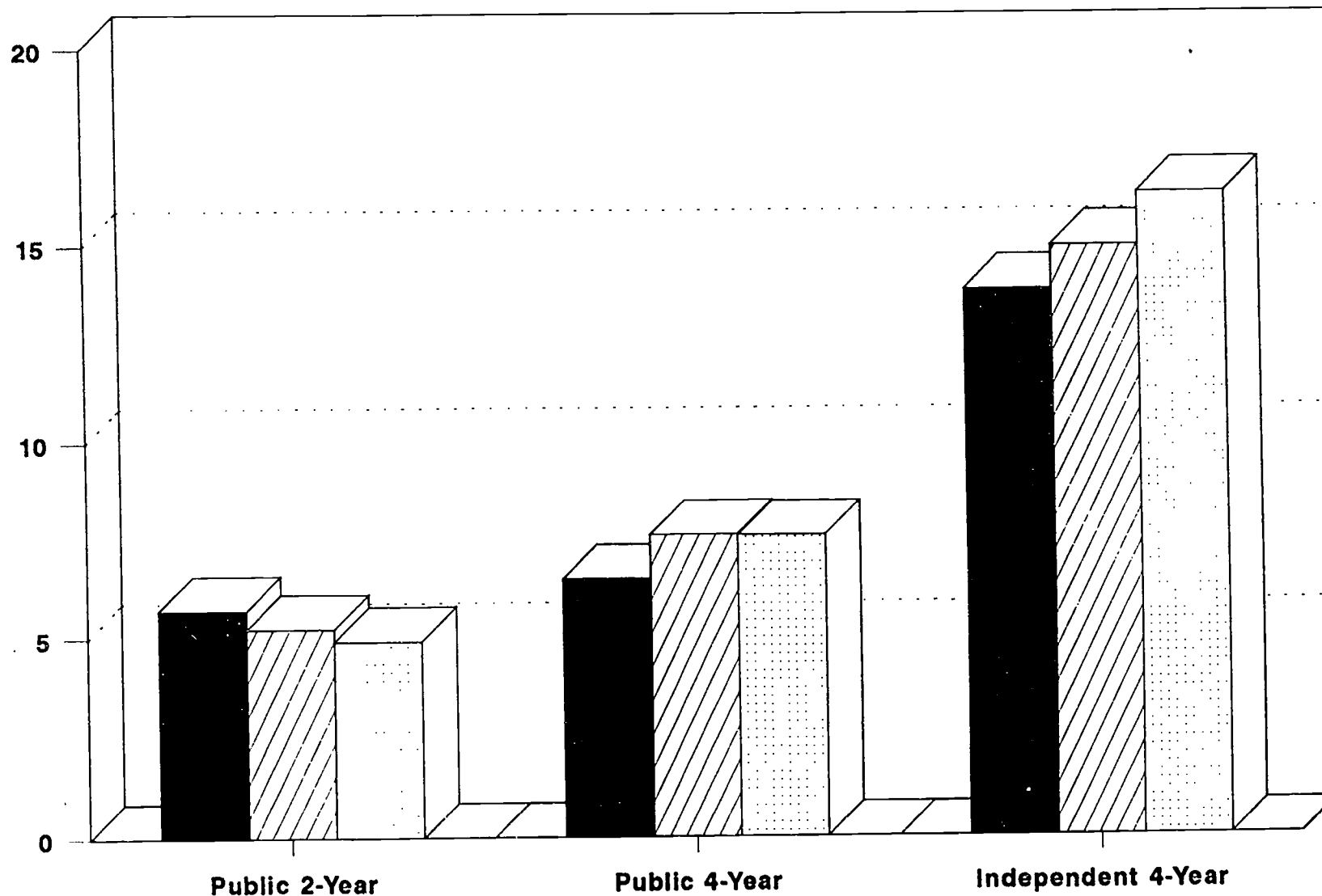
Few community colleges have dormitory facilities and living expenses can vary considerably depending on location and commuting distance. This report does not itemize these charges for community college students. Instead, an average allowance is used in conjunction with actual tuition and fees for these schools.

All expenses in this report were calculated on the basis of the September to June academic year.

TYPICAL UNDERGRADUATE STUDENT EXPENSES

1991 - 1992

Thousands of Dollars



102

■ IOWA AVG ▨ MIDWEST AVG ▤ NATIONAL AVG 103

SUMMARY OF AVERAGE IOWA RESIDENT STUDENT EXPENSES
 COMPARED TO NATIONAL AND MIDWESTERN AVERAGES

	1983-84 IOWA AVERAGES	1983-84 NATIONAL AVERAGES	1987-88 IOWA AVERAGES	1987-88 NATIONAL AVERAGES	1991-92 IOWA AVERAGES	1991-92 MIDWEST AVERAGES	1991-92 NATIONAL AVERAGES
PUBLIC INSTITUTIONS							
2-YEAR							
TUITION AND FEES	\$785	\$621	\$937	\$687	\$1,358	\$1,273	\$1,022
BUDGET	\$3,787	\$3,868	\$4,542	N/A	\$5,698	\$5,227	\$4,913
4-YEAR							
TUITION AND FEES	\$1,086	\$1,105	\$1,558	\$1,359	\$2,045	\$2,348	\$2,137
BUDGET	\$4,073	\$4,721	\$5,173	\$5,884	\$6,482	\$7,606	\$7,584
INDEPENDENT INSTITUTIONS							
4-YEAR							
TUITION AND FEES	\$4,793	\$4,627	\$6,448	\$7,110	\$9,052	\$9,446	\$10,017
BUDGET	\$7,810	\$8,440	\$10,264	\$10,911	\$13,849	\$14,948	\$16,292

NATIONAL AND MIDWEST AVERAGES ARE REPORTED BY THE COLLEGE BOARD - THE COLLEGE COST BOOK 1991-92, PAGE 63 (USING COMMUTER DATA FOR 2-YEAR SCHOOLS AND RESIDENT DATA FOR 4-YEAR SCHOOLS), INCLUDING TUITION, ROOM AND BOARD AND OTHER COSTS. MIDWEST AVERAGES INCLUDE THIRTEEN MIDWESTERN STATES DEFINED BY THE COLLEGE BOARD.

TYPICAL UNDERGRADUATE STUDENT EXPENSES
1991-1992

Institution	R E S I D E N T				N O N - R E S I D E N T			
	Tuition & Fees	Room & Board	Other Expenses	TOTAL	Tuition & Fees	Room & Board	Other Expenses	TOTAL
IOWA STATE UNIVERSITY	\$2,072	\$2,850	\$1,700	\$6,622	\$6,406	\$2,850	\$1,700	\$10,956
UNIVERSITY OF IOWA	\$2,072	\$2,920	\$1,700	\$6,692	\$6,590	\$2,920	\$1,700	\$11,210
UNIVERSITY OF NORTHERN IOWA	\$1,992	\$2,442	\$1,700	\$6,134	\$4,982	\$2,442	\$1,700	\$9,124
Regents' Universities Average	\$2,045	\$2,737	\$1,700	\$6,482	\$5,992	\$2,737	\$1,700	\$10,430
BRIAR CLIFF COLLEGE	\$8,760	\$3,147	\$1,700	\$13,607	\$8,760	\$3,147	\$1,700	\$13,607
BUENA VISTA COLLEGE	\$10,900	\$3,110	\$1,700	\$15,710	\$10,900	\$3,110	\$1,700	\$15,710
CENTRAL COLLEGE (C.U.I.)	\$9,293	\$3,417	\$1,700	\$14,410	\$9,293	\$3,417	\$1,700	\$14,410
CLARKE COLLEGE	\$8,980	\$3,000	\$1,700	\$13,680	\$8,980	\$3,000	\$1,700	\$13,680
COE COLLEGE	\$10,380	\$3,840	\$1,700	\$15,920	\$10,380	\$3,840	\$1,700	\$15,920
CORNELL COLLEGE	\$12,270	\$4,060	\$1,700	\$18,030	\$12,270	\$4,060	\$1,700	\$18,030
DIVINE WORD COLLEGE	\$5,235	\$1,200	\$1,700	\$8,135	\$5,235	\$1,200	\$1,700	\$8,135
DORDT COLLEGE	\$7,900	\$2,250	\$1,700	\$11,850	\$7,900	\$2,250	\$1,700	\$11,850
DRAKE UNIVERSITY	\$11,040	\$4,215	\$1,700	\$16,955	\$11,040	\$4,215	\$1,700	\$16,955
GRACELAND COLLEGE	\$7,850	\$2,650	\$1,700	\$12,200	\$7,850	\$2,650	\$1,700	\$12,200
GRAND VIEW COLLEGE	\$7,750	\$2,900	\$1,700	\$12,350	\$7,750	\$2,900	\$1,700	\$12,350
GRINNELL COLLEGE	\$13,742	\$3,868	\$1,700	\$19,310	\$13,742	\$3,868	\$1,700	\$19,310
IOWA WESLEYAN COLLEGE	\$8,200	\$3,000	\$1,700	\$12,900	\$8,200	\$3,000	\$1,700	\$12,900
LORAS COLLEGE	\$9,115	\$3,200	\$1,700	\$14,015	\$9,115	\$3,200	\$1,700	\$14,015
LUTHER COLLEGE	\$10,600	\$3,300	\$1,700	\$15,600	\$10,600	\$3,300	\$1,700	\$15,600
MAHARISHI INTERNATIONAL U.	\$7,250	\$2,530	\$1,700	\$11,480	\$7,250	\$2,530	\$1,700	\$11,480
MORNINGSIDE COLLEGE	\$9,206	\$2,980	\$1,700	\$13,886	\$9,206	\$2,980	\$1,700	\$13,886
MOUNT MERCY COLLEGE	\$7,755	\$3,060	\$1,700	\$12,515	\$7,755	\$3,060	\$1,700	\$12,515
MOUNT ST. CLARE COLLEGE	\$7,337	\$3,225	\$1,700	\$12,262	\$7,337	\$3,225	\$1,700	\$12,262

Source: Data used by the Iowa College Student Aid Commission for administration of state scholarship and grant programs. Other Expenses include a standard allowance for books, supplies, transportation, and personal expenses. The Community College data includes the average estimated room and board charges for all institutions. An average tuition and fees charge is reported for community colleges with more than one campus.

TYPICAL UNDERGRADUATE STUDENT EXPENSES
1991-1992

Institution	RESIDENT				NON-RESIDENT			
	Tuition & Fees	Room & Board	Other Expenses	TOTAL	Tuition & Fees	Room & Board	Other Expenses	TOTAL
NORTHWESTERN COLLEGE	\$8,050	\$2,800	\$1,700	\$12,550	\$8,050	\$2,800	\$1,700	\$12,550
SAINT AMBROSE UNIVERSITY	\$8,530	\$3,430	\$1,700	\$13,660	\$8,530	\$3,430	\$1,700	\$13,660
SIMPSON COLLEGE	\$9,585	\$3,375	\$1,700	\$14,660	\$9,585	\$3,375	\$1,700	\$14,660
TEIKYO MARYCREST UNIVERSITY	\$8,530	\$3,100	\$1,700	\$13,330	\$8,530	\$3,100	\$1,700	\$13,330
TEIKYO WESTMAR UNIVERSITY	\$8,671	\$3,339	\$1,700	\$13,710	\$8,671	\$3,339	\$1,700	\$13,710
UNIVERSITY OF DUBUQUE	\$9,180	\$3,100	\$1,700	\$13,980	\$9,180	\$3,100	\$1,700	\$13,980
UPPER IOWA UNIVERSITY	\$8,540	\$2,860	\$1,700	\$13,100	\$8,540	\$2,860	\$1,700	\$13,100
WARTBURG COLLEGE	\$9,640	\$3,080	\$1,700	\$14,420	\$9,640	\$3,080	\$1,700	\$14,420
WILLIAM PENN COLLEGE	\$9,190	\$2,670	\$1,700	\$13,560	\$9,190	\$2,670	\$1,700	\$13,560
Independent 4-Yr. Average	\$9,052	\$3,096	\$1,700	\$13,849	\$9,052	\$3,096	\$1,700	\$13,849
DES MOINES AREA COMM COLLEGE	\$1,183	\$2,640	\$1,700	\$5,523	\$2,240	\$2,640	\$1,700	\$6,580
EASTERN IOWA COMMUNITY COLLEGE	\$1,335	\$2,640	\$1,700	\$5,675	\$1,890	\$2,640	\$1,700	\$6,230
HAWKEYE COMMUNITY COLLEGE	\$1,383	\$2,640	\$1,700	\$5,723	\$3,150	\$2,640	\$1,700	\$7,490
INDIAN HILLS COMMUNITY COLLEGE	\$1,256	\$2,640	\$1,700	\$5,596	\$1,620	\$2,640	\$1,700	\$5,960
IOWA CENTRAL COMMUNITY COLLEGE	\$1,560	\$2,640	\$1,700	\$5,900	\$2,352	\$2,640	\$1,700	\$6,692
IOWA LAKES COMMUNITY COLLEGE	\$1,452	\$2,640	\$1,700	\$5,792	\$2,026	\$2,640	\$1,700	\$6,366
IOWA VALLEY COMMUNITY COLLEGE	\$1,545	\$2,640	\$1,700	\$5,885	\$3,080	\$2,640	\$1,700	\$7,420
IOWA WESTERN COMMUNITY COLLEGE	\$1,650	\$2,640	\$1,700	\$5,990	\$1,764	\$2,640	\$1,700	\$6,104
KIRKWOOD COMMUNITY COLLEGE	\$1,260	\$2,640	\$1,700	\$5,600	\$2,496	\$2,640	\$1,700	\$6,836
NORTH IOWA AREA COMM COLLEGE	\$1,405	\$2,640	\$1,700	\$5,745	\$2,010	\$2,640	\$1,700	\$6,350
NORTHEAST IOWA COMMUNITY COLLEGE	\$1,390	\$2,640	\$1,700	\$5,730	\$3,105	\$2,640	\$1,700	\$7,445
NORTHWEST IOWA COMMUNITY COLLEGE	\$1,083	\$2,640	\$1,700	\$5,423	\$1,848	\$2,640	\$1,700	\$6,188
SOUTHEASTERN COMMUNITY COLLEGE	\$1,136	\$2,640	\$1,700	\$5,476	\$1,732	\$2,640	\$1,700	\$6,072

Source: Data used by the Iowa College Student Aid Commission for administration of state scholarship and grant programs.
Other Expenses include a standard allowance for books, supplies, transportation, and personal expenses.
The Community College data includes the average estimated room and board charges for all institutions.
An average tuition and fees charge is reported for community colleges with more than one campus.

TYPICAL UNDERGRADUATE STUDENT EXPENSES
1991-1992

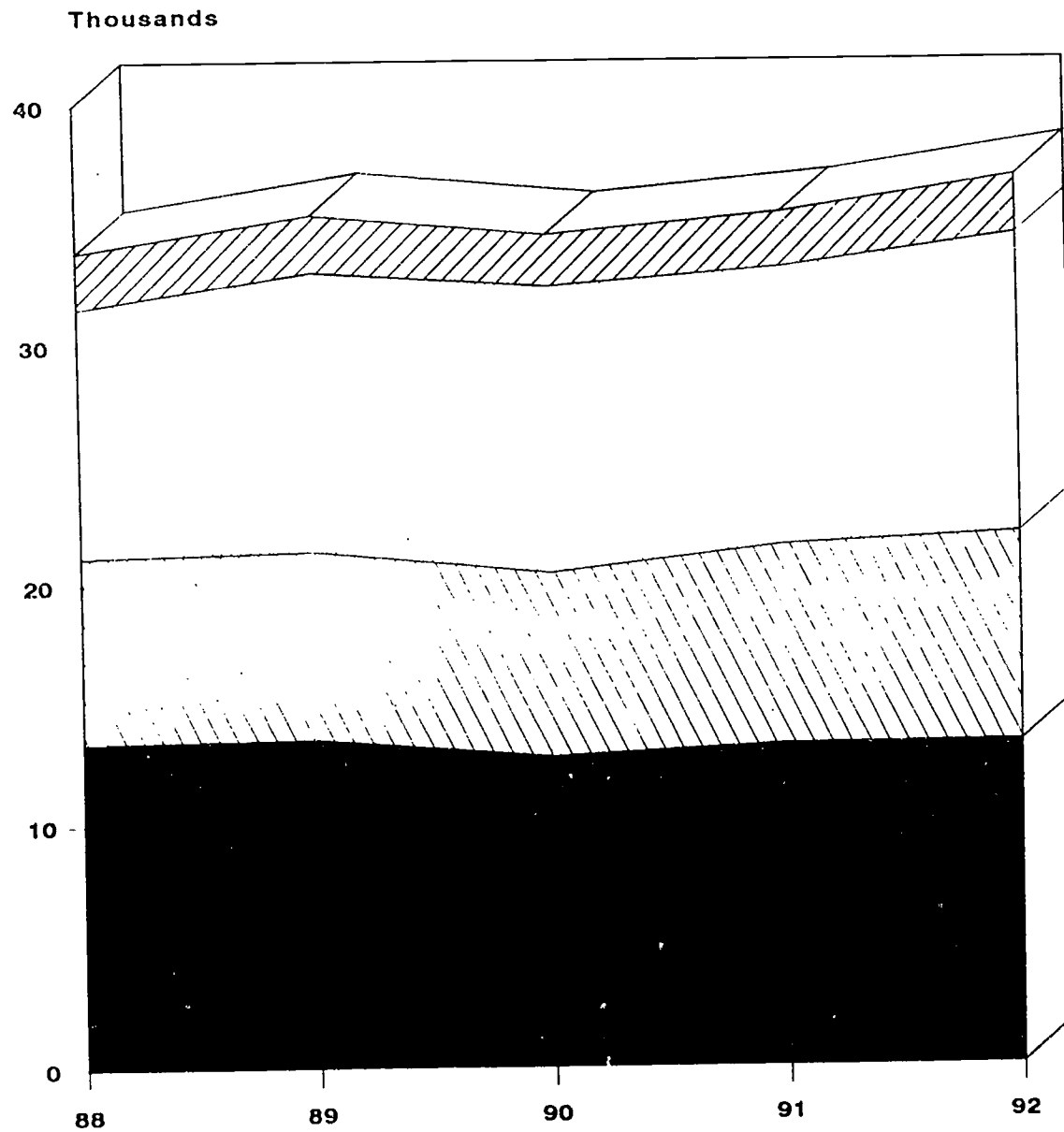
Institution	RESIDENT				NON-RESIDENT			
	Tuition & Fees	Room & Board	Other Expenses	TOTAL	Tuition & Fees	Room & Board	Other Expenses	TOTAL
SOUTHWESTERN COMMUNITY COLLEGE	\$1,472	\$2,640	\$1,700	\$5,812	\$1,872	\$2,640	\$1,700	\$6,212
WESTERN IOWA TECH	\$1,268	\$2,640	\$1,700	\$5,608	\$2,460	\$2,640	\$1,700	\$6,800
Community Colleges Average	\$1,358	\$2,640	\$1,700	\$5,698	\$2,243	\$2,640	\$1,700	\$6,583
ALLEN MEMORIAL NURSING SCHOOL	\$3,205	\$2,692	\$1,700	\$7,597	\$3,205	\$2,692	\$1,700	\$7,597
AMERICAN INSTITUTE OF BUSINESS	\$4,550	\$2,655	\$1,700	\$8,905	\$4,550	\$2,655	\$1,700	\$8,905
AMERICAN INSTITUTE OF COMMERCE	\$4,595	\$6,138	\$1,700	\$12,433	\$4,595	\$6,138	\$1,700	\$12,433
FAITH BAPTIST BIBLE COLLEGE	\$4,186	\$2,822	\$1,700	\$8,708	\$4,186	\$2,822	\$1,700	\$8,708
HAMILTON BUSINESS COLLEGE	\$4,680	\$5,400	\$1,700	\$11,780	\$4,680	\$5,400	\$1,700	\$11,780
IOWA METHODIST NURSING SCHOOL	\$4,356	\$1,950	\$1,700	\$8,006	\$4,356	\$1,950	\$1,700	\$8,006
JENNIE EDMUNDSON NURSING SCHOOL	\$2,344	\$2,846	\$1,700	\$6,890	\$2,344	\$2,846	\$1,700	\$6,890
MERCY HOSPITAL NURSING SCHOOL	\$1,705	\$2,080	\$1,700	\$5,485	\$1,705	\$2,080	\$1,700	\$5,485
PALMER COLLEGE OF CHIROPRACTIC	\$7,160	\$3,960	\$1,700	\$12,820	\$7,160	\$3,960	\$1,700	\$12,820
SAINT LUKE'S SCHOOL OF NURSING	\$5,920	\$3,456	\$1,700	\$11,076	\$5,920	\$3,456	\$1,700	\$11,076
SPENCER COLLEGE	\$6,280	\$3,458	\$1,700	\$11,438	\$6,280	\$3,458	\$1,700	\$11,438
U. OF OSTEOPATHIC MEDICINE	\$4,220	\$3,969	\$1,700	\$9,889	\$4,220	\$3,969	\$1,700	\$9,889
WALDORF COLLEGE	\$7,090	\$2,850	\$1,700	\$11,640	\$7,090	\$2,850	\$1,700	\$11,640
Independent 2-Yr./Other Average	\$4,637	\$3,405	\$1,700	\$9,743	\$4,637	\$3,405	\$1,700	\$9,743

Source: Data used by the Iowa College Student Aid Commission for administration of state scholarship and grant programs. Other Expenses include a standard allowance for books, supplies, transportation, and personal expenses. The Community College data includes the average estimated room and board charges for all institutions. An average tuition and fees charge is reported for community colleges with more than one campus.

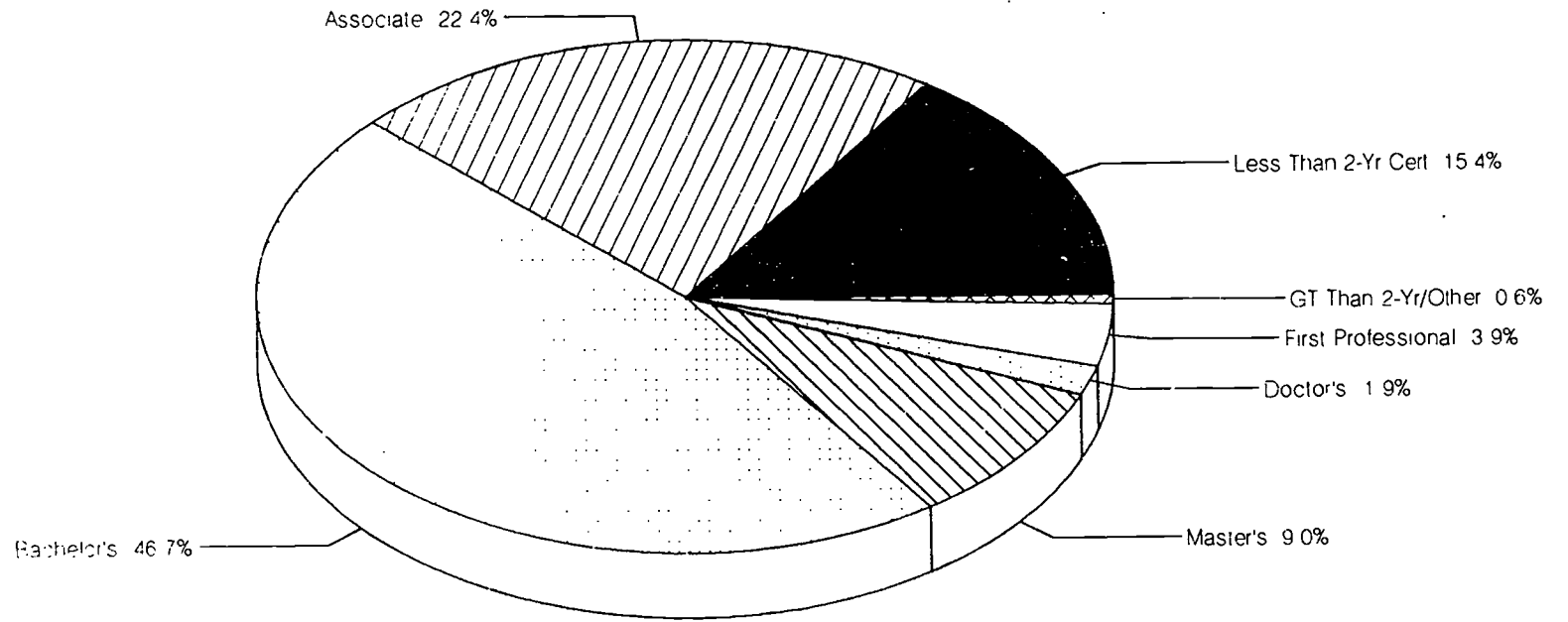
DEGREES AND OTHER FORMAL AWARDS

The source of this report is the IPEDS Completions forms which collect data summarizing degrees and other formal awards conferred during the previous academic year. The first report summarizes the degrees conferred by each Iowa postsecondary sector. The second report lists the number of degrees conferred by each institution by level of degree.

A report of degrees conferred by discipline is available for each institution and will be provided upon request.



DEGREES CONFERRED
1991 - 1992



116

117

IOWA COLLEGE STUDENT AID COMMISSION
 COMPLETIONS BY TYPE OF INSTITUTION
 FROM FALL 1988 TO 1992

UNDERGRADUATE COMPLETIONS						% CHANGE 1988-1992
	1988	1989	1990	1991	1992	
REGENTS	9,816	10,057	9,324	9,617	9,600	-2.20%
INDEPENDENT 4-YEAR	6,975	6,850	6,874	7,398	7,639	9.52%
INDEPENDENT 2-YEAR/OTHER	1,618	1,596	1,409	1,525	1,659	2.53%
COMMUNITY COLLEGES	10,404	11,702	11,985	11,635	12,533	20.46%
UNDERGRADUATE TOTAL	28,813	30,205	29,592	30,175	31,431	9.09%
GRADUATE/PROFESSIONAL COMPLETIONS						% CHANGE 1988-1992
	1988	1989	1990	1991	1992	
REGENTS	3,577	3,456	3,440	3,624	3,723	4.08%
INDEPENDENT 4-YEAR	765	980	791	905	1,018	33.07%
PROFESSIONAL SCHOOLS	754	789	748	754	744	-1.33%
GRADUATE TOTAL	5,096	5,225	4,979	5,283	5,485	7.63%
GRAND TOTAL	33,909	35,430	34,571	35,458	36,916	8.87%

NOTE: INCLUDES RESIDENT AND NON-RESIDENT STUDENTS

DEGREES CONFERRED BY DISCIPLINE
1991-1992

DISCIPLINE	REGENTS		INDEPENDENT 4 - YEAR		COMMUNITY COLLEGES		INDEPENDENT 2-YR/OTHER		
	UNDER- GRADUATE	GRADUATE PROF	UNDER- GRADUATE	GRADUATE PROF	ASSOCIATE DEGREE	DIPLOMA & CERTIFICATE	ASSOCIATE DEGREE	OTHER UNDERGRAD	GRADUATE PROF
	Agribusiness and Production	175	30	8	0	287	108	0	0
Agricultural Sciences	126	51	13	0	14	0	0	0	0
Conservation & Renewable Natural Resources	66	26	13	0	29	1	0	0	0
Architecture and Related Programs	168	53	0	0	0	0	0	0	0
Area, Ethnic and Cultural Studies	39	29	22	0	0	0	0	0	0
Marketing Operations/Marketing & Distribution	53	0	0	0	177	69	0	101	0
Communications	656	75	402	12	3	0	0	8	0
Communications Technologies	0	0	2	0	8	0	0	0	0
Computer and Information Sciences	126	61	218	14	55	35	17	12	0
Personal and Miscellaneous Services	0	0	0	0	7	45	0	0	0
Education	1,203	690	1,053	318	23	11	0	9	0
Engineering	864	294	25	0	0	0	2	3	0
Engineering-Related Technologies	75	31	12	0	519	69	0	27	0
Foreign Languages and Literatures	119	71	119	0	0	0	0	0	0
Home Economics	176	34	3	0	0	0	0	0	0
Vocational Home Economics	1	0	0	0	148	109	0	0	0
Law and Legal Studies	0	269	12	168	91	0	0	0	0
English Language and Literature/Letters	500	149	309	17	0	0	0	0	0
Liberal Arts and Sciences/General Studies	298	8	207	35	3,384	16	181	8	0
Library Science	0	63	2	0	0	0	0	0	0
Biological Sciences/Life Sciences	307	131	355	7	0	0	0	0	0
Mathematics	113	128	131	0	0	0	0	0	0
Multi/Interdisciplinary Studies	44	6	112	0	4	4	0	139	3
Parks, Recreation, Leisure and Fitness Studies	77	13	39	0	0	0	0	0	0
Philosophy and Religion	34	5	66	0	0	0	0	0	0
Theological Studies and Religious Vocations	0	0	20	58	0	0	3	31	17
Physical Sciences	96	128	106	4	0	0	0	0	0
Science Technologies	0	0	0	0	6	23	0	0	0
Psychology	391	61	366	4	0	0	0	0	0

Source: IPEDS Completions

DEGREES CONFERRED BY DISCIPLINE
1991-1992

DISCIPLINE	REGENTS		INDEPENDENT 4 - YEAR		COMMUNITY COLLEGES		INDEPENDENT 2-YR/OTHER		
	UNDER- GRADUATE	GRADUATE PROF	UNDER- GRADUATE	GRADUATE PROF	ASSOCIATE DEGREE	DIPLOMA & CERTIFICATE	ASSOCIATE DEGREE	OTHER UNDERGRAD	GRADUATE PROF
	Protective Services	0	0	65	0	251	34	0	0
Public Administration and Services	178	95	169	19	68	3	0	0	0
Social Sciences and History	931	132	768	0	0	0	0	0	0
Construction Trades	0	0	6	0	23	186	0	0	0
Mechanics and Repairers	0	0	0	0	276	475	0	0	0
Precision Production Trades	7	0	0	0	121	317	0	0	0
Transportation and Materials Moving Workers	0	0	27	0	8	1,067	0	0	0
Visual and Performing Arts	362	161	312	10	88	2	0	0	0
Health Professions and Related Sciences	393	532	473	53	1,304	1,378	4	269	724
Business Management and Administrative Services	2,019	400	2,196	307	749	938	320	525	0
TOTAL	9,597	3,726	7,631	1,026	7,643	4,890	527	1,132	744

Source: IPEDS Completions

DEGREES CONFERRED BY LEVEL
1991-1992

Institution	Less Than 2 Year Certificate		Associate		Bachelor's		Master's		Doctor's		First-Professional		Greater Than 2 Year Certificate		Total
IOWA STATE UNIVERSITY	2	0.0%	0	0.0%	3,837	78.1%	725	14.8%	278	5.7%	65	1.3%	3	0.1%	4,910
UNIVERSITY OF IOWA	0	0.0%	0	0.0%	3,647	61.1%	1,400	23.5%	380	6.4%	502	8.4%	36	0.6%	5,965
UNIVERSITY OF NORTHERN IOWA	0	0.0%	0	0.0%	2,075	84.8%	358	14.6%	15	0.6%	0	0.0%	0	0.0%	2,448
Regents' Universities Total	2	0.0%	0	0.0%	9,559	71.7%	2,483	18.6%	673	5.1%	567	4.3%	39	0.3%	13,323
BRIAR CLIFF COLLEGE	0	0.0%	1	0.5%	189	99.5%	0	0.0%	0	0.0%	0	0.0%	0	0.0%	190
BUENA VISTA COLLEGE	0	0.0%	0	0.0%	660	100.0%	0	0.0%	0	0.0%	0	0.0%	0	0.0%	660
CENTRAL COLLEGE (C.U.I.)	0	0.0%	0	0.0%	338	100.0%	0	0.0%	0	0.0%	0	0.0%	0	0.0%	338
CLARKE COLLEGE	0	0.0%	1	0.8%	119	90.8%	11	8.4%	0	0.0%	0	0.0%	0	0.0%	131
COE COLLEGE	0	0.0%	0	0.0%	248	100.0%	0	0.0%	0	0.0%	0	0.0%	0	0.0%	248
CORNELL COLLEGE	0	0.0%	0	0.0%	270	100.0%	0	0.0%	0	0.0%	0	0.0%	0	0.0%	270
DIVINE WORD COLLEGE	0	0.0%	3	17.6%	14	82.4%	0	0.0%	0	0.0%	0	0.0%	0	0.0%	17
DORDT COLLEGE	0	0.0%	29	14.2%	175	85.8%	0	0.0%	0	0.0%	0	0.0%	0	0.0%	204
DRAKE UNIVERSITY	0	0.0%	0	0.0%	866	60.6%	373	26.1%	18	1.3%	168	11.7%	5	0.3%	1,430
GRACELAND COLLEGE	0	0.0%	0	0.0%	225	100.0%	0	0.0%	0	0.0%	0	0.0%	0	0.0%	225
GRAND VIEW COLLEGE	0	0.0%	4	2.2%	182	97.8%	0	0.0%	0	0.0%	0	0.0%	0	0.0%	186
GRINNELL COLLEGE	0	0.0%	0	0.0%	326	100.0%	0	0.0%	0	0.0%	0	0.0%	0	0.0%	326
IOWA WESLEYAN COLLEGE	0	0.0%	0	0.0%	174	100.0%	0	0.0%	0	0.0%	0	0.0%	0	0.0%	174
LORAS COLLEGE	0	0.0%	4	1.4%	268	95.4%	9	3.2%	0	0.0%	0	0.0%	0	0.0%	281
LUTHER COLLEGE	0	0.0%	0	0.0%	524	100.0%	0	0.0%	0	0.0%	0	0.0%	0	0.0%	524
MAHARISHI INTERNATIONAL U.	27	15.8%	3	1.8%	54	31.6%	81	47.4%	4	2.3%	0	0.0%	2	1.2%	171
MORNINGSIDE COLLEGE	0	0.0%	0	0.0%	219	86.2%	35	13.8%	0	0.0%	0	0.0%	0	0.0%	254
MOUNT MERCY COLLEGE	0	0.0%	0	0.0%	347	100.0%	0	0.0%	0	0.0%	0	0.0%	0	0.0%	347
MOUNT ST. CLARE COLLEGE	0	0.0%	30	41.7%	42	58.3%	0	0.0%	0	0.0%	0	0.0%	0	0.0%	72
NORTHWESTERN COLLEGE	0	0.0%	11	5.3%	193	92.8%	4	1.9%	0	0.0%	0	0.0%	0	0.0%	208
SAINT AMBROSE UNIVERSITY	0	0.0%	0	0.0%	358	73.1%	132	26.9%	0	0.0%	0	0.0%	0	0.0%	490
SIMPSON COLLEGE	0	0.0%	0	0.0%	317	99.1%	0	0.0%	0	0.0%	0	0.0%	3	0.9%	320
TEIKYO MARYCREST UNIVERSITY	16	5.5%	14	4.8%	215	73.9%	46	15.8%	0	0.0%	0	0.0%	0	0.0%	291
TEIKYO WESTMAR UNIVERSITY	0	0.0%	0	0.0%	80	100.0%	0	0.0%	0	0.0%	0	0.0%	0	0.0%	80

Source: IPEDS Completions

Note: Greater than 2 Year Certificates include post baccalaureate and post master's not included in other categories shown.

DEGREES CONFERRED BY LEVEL
1991-1992

Institution	Less Than 2 Year Certificate		Associate		Bachelor's		Master's		Doctor's		First-Professional		Greater Than 2 Year Certificate		Total
UNIVERSITY OF DUBUQUE	0	0.0%	8	2.7%	154	51.5%	87	29.1%	4	1.3%	46	15.4%	0	0.0%	299
UPPER IOWA UNIVERSITY	0	0.0%	6	1.1%	527	98.9%	0	0.0%	0	0.0%	0	0.0%	0	0.0%	533
WARTBURG COLLEGE	0	0.0%	0	0.0%	254	100.0%	0	0.0%	0	0.0%	0	0.0%	0	0.0%	254
WILLIAM PENN COLLEGE	0	0.0%	0	0.0%	134	100.0%	0	0.0%	0	0.0%	0	0.0%	0	0.0%	134
Independent 4-Yr. Total	43	0.5%	114	1.3%	7,472	86.3%	778	9.0%	26	0.3%	214	2.5%	10	0.1%	8,657
DES MOINES AREA COMM. COLLEGE	502	31.5%	1,092	68.5%	0	0.0%	0	0.0%	0	0.0%	0	0.0%	0	0.0%	1,594
EASTERN IOWA COMMUNITY COLLEGE	255	25.9%	729	74.1%	0	0.0%	0	0.0%	0	0.0%	0	0.0%	0	0.0%	984
HAWKEYE COMMUNITY COLLEGE	313	43.1%	414	56.9%	0	0.0%	0	0.0%	0	0.0%	0	0.0%	0	0.0%	727
INDIAN HILLS COMMUNITY COLLEGE	328	29.5%	785	70.5%	0	0.0%	0	0.0%	0	0.0%	0	0.0%	0	0.0%	1,113
IOWA CENTRAL COMMUNITY COLLEGE	122	27.8%	317	72.2%	0	0.0%	0	0.0%	0	0.0%	0	0.0%	0	0.0%	439
IOWA LAKES COMMUNITY COLLEGE	124	27.6%	325	72.4%	0	0.0%	0	0.0%	0	0.0%	0	0.0%	0	0.0%	449
IOWA VALLEY COMMUNITY COLLEGE	201	31.2%	443	68.8%	0	0.0%	0	0.0%	0	0.0%	0	0.0%	0	0.0%	644
IOWA WESTERN COMMUNITY COLLEGE	264	34.9%	492	65.1%	0	0.0%	0	0.0%	0	0.0%	0	0.0%	0	0.0%	756
KIRKWOOD COMMUNITY COLLEGE	1,243	50.1%	1,240	49.9%	0	0.0%	0	0.0%	0	0.0%	0	0.0%	0	0.0%	2,483
NORTH IOWA AREA COMM. COLLEGE	253	28.3%	641	71.7%	0	0.0%	0	0.0%	0	0.0%	0	0.0%	0	0.0%	894
NORTHEAST IOWA COMMUNITY COLLEGE	259	50.5%	249	48.5%	0	0.0%	0	0.0%	0	0.0%	0	0.0%	5	1.0%	513
NORTHWEST IOWA COMMUNITY COLLEGE	172	73.2%	57	24.3%	0	0.0%	0	0.0%	0	0.0%	0	0.0%	6	2.6%	235
SOUTHEASTERN COMMUNITY COLLEGE	192	34.7%	361	65.3%	0	0.0%	0	0.0%	0	0.0%	0	0.0%	0	0.0%	553
SOUTHWESTERN COMMUNITY COLLEGE	156	44.6%	194	55.4%	0	0.0%	0	0.0%	0	0.0%	0	0.0%	0	0.0%	350
WESTERN IOWA TECH	495	62.0%	304	38.0%	0	0.0%	0	0.0%	0	0.0%	0	0.0%	0	0.0%	799
Community Colleges Total	4,879	38.9%	7,643	61.0%	0	0.0%	0	0.0%	0	0.0%	0	0.0%	11	0.1%	12,533
ALLEN MEMORIAL NURSING SCHOOL	0	0.0%	0	0.0%	0	0.0%	0	0.0%	0	0.0%	0	0.0%	24	100.0%	24
AMERICAN INSTITUTE OF BUSINESS	48	15.5%	261	84.5%	0	0.0%	0	0.0%	0	0.0%	0	0.0%	0	0.0%	309
AMERICAN INSTITUTE OF COMMERCE	152	67.9%	72	32.1%	0	0.0%	0	0.0%	0	0.0%	0	0.0%	0	0.0%	224
FAITH BAPTIST BIBLE COLLEGE	5	7.6%	9	13.6%	35	53.0%	13	19.7%	0	0.0%	4	6.1%	0	0.0%	66
HAMILTON BUSINESS COLLEGE	396	100.0%	0	0.0%	0	0.0%	0	0.0%	0	0.0%	0	0.0%	0	0.0%	396

Source: IPEDS Completions

Note: Greater than 2 Year Certificates include post baccalaureate and post master's not included in other categories shown.

DEGREES CONFERRED BY LEVEL
1991-1992

Institution	Less Than 2 Year Certificate		Associate		Bachelor's		Master's		Doctor's		First-Professional		Greater Than 2 Year Certificate		Total
IOWA METHODIST NURSING SCHOOL	0	0.0%	0	0.0%	0	0.0%	0	0.0%	0	0.0%	0	0.0%	47	100.0%	47
JENNIE EDMUNDSON NURSING SCHOOL	0	0.0%	0	0.0%	0	0.0%	0	0.0%	0	0.0%	0	0.0%	25	100.0%	25
MERCY HOSPITAL NURSING SCHOOL	0	0.0%	0	0.0%	0	0.0%	0	0.0%	0	0.0%	0	0.0%	39	100.0%	39
PALMER COLLEGE OF CHIROPRACTIC	45	7.1%	4	0.6%	139	21.9%	4	0.6%	0	0.0%	444	69.8%	0	0.0%	636
SAINT LUKE'S SCHOOL OF NURSING	0	0.0%	0	0.0%	0	0.0%	0	0.0%	0	0.0%	0	0.0%	31	100.0%	31
SPENCER COLLEGE	107	100.0%	0	0.0%	0	0.0%	0	0.0%	0	0.0%	0	0.0%	0	0.0%	107
U. OF OSTEOPATHIC MEDICINE	0	0.0%	0	0.0%	31	10.0%	54	17.4%	0	0.0%	225	72.6%	0	0.0%	310
WALDORF COLLEGE	8	4.2%	181	95.8%	0	0.0%	0	0.0%	0	0.0%	0	0.0%	0	0.0%	189
Independent 2-Yr/Other Total	761	31.7%	527	21.9%	205	8.5%	71	3.0%	0	0.0%	673	28.0%	166	6.9%	2,403
TOTAL	5,685	15.4%	8,284	22.4%	17,236	46.7%	3,332	9.0%	699	1.9%	1,454	3.9%	226	0.6%	36,916

Source: IPEDS Completions

Note: Greater than 2 Year Certificates include post baccalaureate and post master's not included in other categories shown.

FACULTY SALARIES AND TENURE

Data in this section was derived from the IPEDS Salary Survey of Full-Time Instructional Faculty. The summary table compares average faculty salaries for 1992 with 1987. The following report summarizes faculty tenure by rank. The remaining reports include faculty salary information by rank for employees with 9-10 and 11-12 month contracts, with separate reports by gender.

This edition of the Digest includes faculty salary tables for 1991-92 as well as 1992-93. The reporting of both years' data will ensure that the most recent salary information is available while providing an uninterrupted series of reports which date back to 1976.

AVERAGE FACULTY SALARIES BY TYPE OF IOWA INSTITUTION
1987 TO 1992
9-10 MONTH CONTRACTS

	IOWA REGENT UNIVERSITIES			IOWA 4-YR INDEPENDENT COLLEGES			IOWA COMMUNITY COLLEGES		
	1987	1992	PERCENT	1987	1992	PERCENT	1987	1992	PERCENT
			CHANGE			CHANGE			CHANGE
PROFESSORS									
MEN	43,576	62,703	43.89%	35,912	45,566	26.88%	29,328	37,552	28.04%
WOMEN	37,911	57,774	52.39%	30,344	40,455	33.32%	23,930	35,199	47.09%
ASSOCIATE PROFESSORS									
MEN	33,756	47,698	41.30%	27,931	35,750	27.99%	24,513	32,353	31.98%
WOMEN	30,206	41,628	37.81%	26,127	35,205	34.75%	22,088	30,234	36.88%
ASSISTANT PROFESSORS									
MEN	29,172	39,321	34.79%	23,501	30,988	31.86%	23,736	30,446	28.27%
WOMEN	25,190	35,295	40.12%	21,243	30,021	41.32%	19,639	27,661	40.85%
INSTRUCTORS									
MEN	21,677	27,723	27.89%	21,318	25,465	19.45%	25,970	34,537	32.99%
WOMEN	19,812	26,907	35.81%	19,908	25,523	28.20%	23,010	30,250	31.46%
OTHER									
MEN	---	---	---	23,243	29,717	27.85%	23,023	32,696	42.01%
WOMEN	---	---	---	16,869	23,928	41.85%	20,160	30,987	53.71%
TOTAL									
MEN	35,900	51,672	43.93%	29,286	37,445	27.86%	25,293	33,659	33.08%
WOMEN	26,664	39,057	46.48%	23,158	32,057	38.43%	22,098	30,705	38.95%

AVERAGE FACULTY SALARIES BY TYPE OF IOWA INSTITUTION
 COMPARED TO NATIONAL AVERAGES
 1991-92

	IOWA REGENT UNIVERSITIES		IOWA 4-YR INDEPENDENT COLLEGES		IOWA COMMUNITY COLLEGES		IOWA 2-YR INDEP./OTHER COLLEGES	
	9-MONTH	NATIONAL AVERAGES*	9-MONTH	NATIONAL AVERAGES*	9-MONTH	NATIONAL AVERAGES*	9-MONTH	NATIONAL AVERAGES*
PROFESSORS	62,186	61,950	44,866	52,230	37,243	47,700	33,135	37,180
ASSOCIATE PROFESSORS	46,146	45,090	35,583	40,220	31,727	39,300	29,476	29,880
ASSISTANT PROFESSORS	37,646	38,030	30,586	33,370	29,193	33,550	25,835	26,520
INSTRUCTORS	27,262	26,610	25,492	27,510	32,992	27,950	29,409	21,100
OTHER	---	32,250	27,491	34,620	31,861	23,820	---	---
TOTAL	48,296	48,930	35,796	40,920	32,427	38,210	29,263	28,400

*NATIONAL AVERAGE DATA SUPPLIED BY AAUP FOR 9-10 MONTH CONTRACTS.
 NOTE: SEE DETAILED TABLES FOR SCHOOLS LISTED IN EACH CATEGORY.

FACULTY TENURE BY RANK
1991-1992

Institution	Professor		Associate Professor		Assistant Professor		Instructors		Lecturers or No Academic Rank		Other		Total	
	Total	%	Total	%	Total	%	Total	%	Total	%	Total	%	Total	%
	Tenured	Tenured	Tenured	Tenured	Tenured	Tenured	Tenured	Tenured	Tenured	Tenured	Tenured	Tenured	Tenured	Tenured
IOWA STATE UNIVERSITY	489	99.6%	328	96.8%	50	16.3%	0	0.0%	0	0.0%	0	0.0%	867	71.8%
UNIVERSITY OF IOWA	481	99.4%	286	94.1%	15	6.3%	0	0.0%	0	0.0%	0	0.0%	782	75.7%
UNIVERSITY OF NORTHERN IOWA	161	100.0%	125	90.6%	69	31.8%	9	10.7%	0	0.0%	0	0.0%	364	60.7%
Regents' Universities Total	1,131	99.6%	739	94.6%	134	17.6%	9	5.5%	0	0.0%	0	0.0%	2,013	70.9%
BRIAR CLIFF COLLEGE	17	94.4%	10	83.3%	0	0.0%	5	71.4%	0	0.0%	0	0.0%	32	51.6%
BUENA VISTA COLLEGE	20	100.0%	11	78.6%	2	6.9%	0	0.0%	0	0.0%	0	0.0%	33	46.5%
CENTRAL COLLEGE (C.U.I.)	21	100.0%	31	91.2%	2	8.3%	0	0.0%	0	0.0%	0	0.0%	54	61.4%
CLARKE COLLEGE	9	100.0%	7	70.0%	6	28.6%	0	0.0%	0	0.0%	0	0.0%	22	44.9%
COE COLLEGE	25	100.0%	24	100.0%	4	19.0%	0	0.0%	0	0.0%	0	0.0%	53	74.6%
CORNELL COLLEGE	29	100.0%	14	87.5%	0	0.0%	0	0.0%	0	0.0%	0	0.0%	43	58.1%
DIVINE WORD COLLEGE	0	0.0%	0	0.0%	0	0.0%	0	0.0%	0	0.0%	0	0.0%	0	0.0%
DORDT COLLEGE	23	95.8%	10	62.5%	1	5.6%	0	0.0%	0	0.0%	0	0.0%	34	50.0%
DRAKE UNIVERSITY	109	96.5%	43	82.7%	2	2.2%	1	7.1%	0	0.0%	0	0.0%	155	57.2%
GRACELAND COLLEGE	23	100.0%	7	63.6%	3	14.3%	0	0.0%	0	0.0%	0	0.0%	33	54.1%
GRAND VIEW COLLEGE	20	95.2%	9	37.5%	4	18.2%	0	0.0%	0	0.0%	0	0.0%	33	47.1%
GRINNELL COLLEGE	43	97.7%	32	91.4%	0	0.0%	0	0.0%	0	0.0%	0	0.0%	75	57.3%
IOWA WESLEYAN COLLEGE	6	85.7%	10	90.9%	2	15.4%	0	0.0%	0	0.0%	0	0.0%	18	45.0%
LORAS COLLEGE	38	100.0%	21	67.7%	5	14.7%	0	0.0%	0	0.0%	0	0.0%	64	61.0%
LUTHER COLLEGE	58	95.1%	24	96.0%	14	29.2%	0	0.0%	0	0.0%	0	0.0%	96	66.2%
MAHARISHI INTERNATIONAL U.	0	0.0%	0	0.0%	0	0.0%	0	0.0%	0	0.0%	0	0.0%	0	0.0%
MORNINGSIDE COLLEGE	17	100.0%	14	70.0%	2	8.0%	0	0.0%	0	0.0%	0	0.0%	33	51.6%
MOUNT MERCY COLLEGE	4	100.0%	18	94.7%	12	38.7%	0	0.0%	0	0.0%	0	0.0%	34	54.0%
MOUNT ST. CLARE COLLEGE	0	0.0%	0	0.0%	0	0.0%	0	0.0%	0	0.0%	0	0.0%	0	0.0%
NORTHWESTERN COLLEGE	9	100.0%	15	83.3%	6	26.1%	0	0.0%	0	0.0%	0	0.0%	30	52.6%
SAINT AMBROSE UNIVERSITY	22	84.6%	8	80.0%	8	21.1%	0	0.0%	0	0.0%	0	0.0%	38	48.7%
SIMPSON COLLEGE	25	100.0%	10	76.9%	4	22.2%	0	0.0%	0	0.0%	0	0.0%	39	56.5%
TEIKYO MARYCREST UNIVERSITY	5	83.3%	11	64.7%	3	12.5%	0	0.0%	0	0.0%	0	0.0%	19	38.8%
TEIKYO WESTMAR UNIVERSITY	5	62.5%	5	50.0%	1	5.6%	0	0.0%	0	0.0%	0	0.0%	11	23.9%

Source: IPEDS Salaries Of Full-Time Instructional Faculty

FACULTY TENURE BY RANK
1991-1992

Institution	Professor		Associate Professor		Assistant Professor		Instructors		Lecturers or No Academic Rank		Other		Total	
	Total	%	Total	%	Total	%	Total	%	Total	%	Total	%	Total	%
	Tenured	Tenured	Tenured	Tenured	Tenured	Tenured	Tenured	Tenured	Tenured	Tenured	Tenured	Tenured	Tenured	Tenured
UNIVERSITY OF DUBUQUE	19	90.5%	14	63.6%	2	15.4%	0	0.0%	0	0.0%	0	0.0%	35	59.3%
UPPER IOWA UNIVERSITY	4	100.0%	5	100.0%	0	0.0%	0	0.0%	0	0.0%	0	0.0%	9	31.0%
WARTBURG COLLEGE	26	100.0%	19	86.4%	4	14.3%	0	0.0%	0	0.0%	0	0.0%	49	59.0%
WILLIAM PENN COLLEGE	7	53.8%	7	70.0%	3	23.1%	0	0.0%	0	0.0%	0	0.0%	17	35.4%
Independent 4-Yr. Total	584	93.6%	379	74.6%	90	12.3%	6	3.1%	0	0.0%	0	0.0%	1,059	50.8%
DES MOINES AREA COMM. COLLEGE	0	0.0%	0	0.0%	0	0.0%	0	0.0%	0	0.0%	0	0.0%	0	0.0%
EASTERN IOWA COMMUNITY COLLEGE	0	0.0%	0	0.0%	0	0.0%	0	0.0%	0	0.0%	0	0.0%	0	0.0%
HAWKEYE COMMUNITY COLLEGE	0	0.0%	0	0.0%	0	0.0%	0	0.0%	0	0.0%	0	0.0%	0	0.0%
INDIAN HILLS COMMUNITY COLLEGE	0	0.0%	0	0.0%	0	0.0%	0	0.0%	0	0.0%	0	0.0%	0	0.0%
IOWA CENTRAL COMMUNITY COLLEGE	0	0.0%	0	0.0%	0	0.0%	0	0.0%	0	0.0%	0	0.0%	0	0.0%
IOWA LAKES COMMUNITY COLLEGE	0	0.0%	0	0.0%	0	0.0%	0	0.0%	0	0.0%	0	0.0%	0	0.0%
IOWA VALLEY COMMUNITY COLLEGE	0	0.0%	0	0.0%	0	0.0%	0	0.0%	0	0.0%	0	0.0%	0	0.0%
IOWA WESTERN COMMUNITY COLLEGE	0	0.0%	0	0.0%	0	0.0%	0	0.0%	0	0.0%	0	0.0%	0	0.0%
KIRKWOOD COMMUNITY COLLEGE	0	0.0%	0	0.0%	0	0.0%	0	0.0%	0	0.0%	0	0.0%	0	0.0%
NORTH IOWA AREA COMM. COLLEGE	0	0.0%	0	0.0%	0	0.0%	0	0.0%	0	0.0%	0	0.0%	0	0.0%
NORTHEAST IOWA COMMUNITY COLLEGE	0	0.0%	0	0.0%	0	0.0%	0	0.0%	0	0.0%	0	0.0%	0	0.0%
NORTHWEST IOWA COMMUNITY COLLEGE	0	0.0%	0	0.0%	0	0.0%	0	0.0%	0	0.0%	0	0.0%	0	0.0%
SOUTHEASTERN COMMUNITY COLLEGE	0	0.0%	0	0.0%	0	0.0%	0	0.0%	0	0.0%	0	0.0%	0	0.0%
SOUTHWESTERN COMMUNITY COLLEGE	0	0.0%	0	0.0%	0	0.0%	0	0.0%	0	0.0%	0	0.0%	0	0.0%
WESTERN IOWA TECH	0	0.0%	0	0.0%	0	0.0%	0	0.0%	0	0.0%	0	0.0%	0	0.0%
Community Colleges Total	0	0.0%	0	0.0%	0	0.0%	0	0.0%	0	0.0%	0	0.0%	0	0.0%
ALLEN MEMORIAL NURSING SCHOOL	0	0.0%	0	0.0%	0	0.0%	0	0.0%	0	0.0%	0	0.0%	0	0.0%
AMERICAN INSTITUTE OF BUSINESS	0	0.0%	0	0.0%	0	0.0%	0	0.0%	0	0.0%	0	0.0%	0	0.0%
AMERICAN INSTITUTE OF COMMERCE	0	0.0%	0	0.0%	0	0.0%	0	0.0%	0	0.0%	0	0.0%	0	0.0%
FAITH BAPTIST BIBLE COLLEGE	0	0.0%	0	0.0%	0	0.0%	0	0.0%	0	0.0%	0	0.0%	0	0.0%
HAMILTON BUSINESS COLLEGE	0	0.0%	0	0.0%	0	0.0%	0	0.0%	0	0.0%	0	0.0%	0	0.0%

Source: IPEDS Salaries Of Full-Time Instructional Faculty

FACULTY TENURE BY RANK
1991-1992

Institution	<u>Professor</u>		<u>Associate Professor</u>		<u>Assistant Professor</u>		<u>Instructors</u>		<u>Lecturers or No Academic Rank</u>		<u>Other</u>		<u>Total</u>	
	<u>Total</u>	<u>%</u>	<u>Total</u>	<u>%</u>	<u>Total</u>	<u>%</u>	<u>Total</u>	<u>%</u>	<u>Total</u>	<u>%</u>	<u>Total</u>	<u>%</u>	<u>Total</u>	<u>%</u>
	<u>Tenured</u>	<u>Tenured</u>	<u>Tenured</u>	<u>Tenured</u>	<u>Tenured</u>	<u>Tenured</u>	<u>Tenured</u>	<u>Tenured</u>	<u>Tenured</u>	<u>Tenured</u>	<u>Tenured</u>	<u>Tenured</u>	<u>Tenured</u>	<u>Tenured</u>
IOWA METHODIST NURSING SCHOOL	0	0.0%	0	0.0%	0	0.0%	0	0.0%	0	0.0%	0	0.0%	0	0.0%
JENNIE EDMUNDSON NURSING SCHOOL	0	0.0%	0	0.0%	0	0.0%	0	0.0%	0	0.0%	0	0.0%	0	0.0%
MERCY HOSPITAL NURSING SCHOOL	0	0.0%	0	0.0%	0	0.0%	0	0.0%	0	0.0%	0	0.0%	0	0.0%
PALMER COLLEGE OF CHIROPRACTIC	0	0.0%	0	0.0%	0	0.0%	0	0.0%	0	0.0%	0	0.0%	0	0.0%
SAINT LUKE'S SCHOOL OF NURSING	0	0.0%	0	0.0%	0	0.0%	0	0.0%	0	0.0%	0	0.0%	0	0.0%
SPENCER COLLEGE	0	0.0%	0	0.0%	0	0.0%	0	0.0%	0	0.0%	0	0.0%	0	0.0%
U. OF OSTEOPATHIC MEDICINE	18	81.8%	19	70.4%	0	0.0%	0	0.0%	0	0.0%	0	0.0%	37	46.8%
WALDORF COLLEGE	11	100.0%	4	100.0%	0	0.0%	0	0.0%	0	0.0%	0	0.0%	15	51.7%
Independent 2-Yr/Other Total	29	47.5%	23	35.9%	0	0.0%	0	0.0%	0	0.0%	0	0.0%	52	12.9%
TOTAL	1,744	91.7%	1,141	80.5%	224	13.9%	15	1.6%	0	0.0%	0	0.0%	3,124	44.9%

Source: IPEDS Salaries Of Full-Time Instructional Faculty

FACULTY / SALARY INFORMATION
TOTAL FACULTY
1991-1992

Institution	TOTAL		PROFESSOR		ASSOCIATE PROFESSOR		ASSISTANT PROFESSOR		INSTRUCTOR		LECTURER/ OTHER	
	N	MEAN	N	MEAN	N	MEAN	N	MEAN	N	MEAN	N	MEAN
		SALARY		SALARY		SALARY		SALARY		SALARY		SALARY
IOWA STATE UNIVERSITY	1,207	\$53,141	491	\$69,048	339	\$49,065	306	\$38,837	71	\$24,251	0	\$0
UNIVERSITY OF IOWA	1,033	\$55,761	484	\$67,255	304	\$49,476	237	\$40,885	8	\$39,900	0	\$0
UNIVERSITY OF NORTHERN IOWA	600	\$41,310	161	\$53,462	138	\$43,137	217	\$35,689	84	\$29,538	0	\$0
Regents' Universities Average	2,840	\$51,594	1,136	\$66,075	781	\$48,177	760	\$38,577	163	\$27,743	0	\$0
BRIAR CLIFF COLLEGE	62	\$30,736	18	\$36,184	12	\$31,288	23	\$29,109	7	\$23,770	2	\$21,479
BUENA VISTA COLLEGE	71	\$37,111	20	\$47,168	14	\$41,307	29	\$30,881	8	\$27,211	0	\$0
CENTRAL COLLEGE (C.U.I.)	88	\$36,581	21	\$42,484	34	\$38,990	24	\$31,818	9	\$26,407	0	\$0
CLARKE COLLEGE	49	\$30,110	9	\$40,594	10	\$33,586	21	\$26,767	9	\$23,564	0	\$0
COE COLLEGE	71	\$38,964	25	\$47,771	24	\$38,586	21	\$29,576	1	\$25,000	0	\$0
CORNELL COLLEGE	74	\$44,358	29	\$55,439	16	\$41,549	25	\$35,497	4	\$30,627	0	\$0
DIVINE WORD COLLEGE	16	\$22,732	1	\$33,600	2	\$22,710	11	\$22,730	2	\$17,335	0	\$0
DORDT COLLEGE	68	\$32,240	24	\$37,007	16	\$32,551	18	\$29,244	10	\$25,694	0	\$0
DRAKE UNIVERSITY	271	\$45,158	113	\$53,987	52	\$42,980	92	\$38,289	14	\$27,121	0	\$0
GRACELAND COLLEGE	61	\$30,760	23	\$36,076	11	\$30,670	21	\$26,757	4	\$24,951	2	\$23,765
GRAND VIEW COLLEGE	70	\$30,797	21	\$36,889	24	\$29,941	22	\$27,452	3	\$19,521	0	\$0
GRINNELL COLLEGE	131	\$45,367	44	\$58,178	35	\$44,157	45	\$35,016	5	\$35,562	2	\$42,105
IOWA WESLEYAN COLLEGE	40	\$22,057	7	\$26,071	11	\$22,963	13	\$20,720	6	\$19,886	3	\$19,500
LORAS COLLEGE	105	\$34,022	38	\$38,621	31	\$33,603	34	\$29,767	2	\$25,500	0	\$0
LUTHER COLLEGE	145	\$37,948	61	\$45,488	25	\$37,083	48	\$31,197	11	\$27,564	0	\$0
MAHARISHI INTERNATIONAL U.	100	\$4,361	11	\$6,763	25	\$5,793	40	\$4,020	24	\$2,337	0	\$0
MORNINGSIDE COLLEGE	64	\$33,010	17	\$38,452	20	\$32,797	25	\$29,880	2	\$28,000	0	\$0
MOUNT MERCY COLLEGE	63	\$31,802	4	\$38,890	19	\$33,998	31	\$31,168	9	\$26,195	0	\$0
MOUNT ST. CLARE COLLEGE	17	\$28,072	0	\$0	0	\$0	0	\$0	0	\$0	17	\$28,072
NORTHWESTERN COLLEGE	57	\$31,552	9	\$39,513	18	\$34,030	23	\$28,647	7	\$24,485	0	\$0
SAINT AMBROSE UNIVERSITY	78	\$33,342	26	\$38,603	10	\$34,456	38	\$30,098	4	\$27,175	0	\$0
SIMPSON COLLEGE	69	\$37,040	25	\$45,836	13	\$37,342	18	\$30,581	13	\$28,769	0	\$0
TEIKYO MARYCREST UNIVERSITY	49	\$30,468	6	\$37,630	17	\$32,265	24	\$27,829	2	\$25,365	0	\$0

Source: IPEDS Salaries Of Full-Time Instructional Faculty

Note: Salaries at Maharishi International University have been excluded from all averages.

Includes faculty on 9/10 month, 11/12 month, and other length contracts.

FACULTY / SALARY INFORMATION
TOTAL FACULTY
1991-1992

Institution	TOTAL		PROFESSOR		ASSOCIATE PROFESSOR		ASSISTANT PROFESSOR		INSTRUCTOR		LECTURER/ OTHER	
	N	MEAN	N	MEAN	N	MEAN	N	MEAN	N	MEAN	N	MEAN
		SALARY		SALARY		SALARY		SALARY		SALARY		SALARY
TEIKYO WESTMAR UNIVERSITY	46	\$28,365	8	\$35,458	10	\$30,271	18	\$26,947	10	\$23,339	0	\$0
UNIVERSITY OF DUBUQUE	59	\$32,682	21	\$36,014	22	\$32,324	13	\$30,020	3	\$23,530	0	\$0
UPPER IOWA UNIVERSITY	29	\$30,009	4	\$37,000	5	\$33,674	12	\$28,908	8	\$25,875	0	\$0
WARTBURG COLLEGE	83	\$34,529	26	\$41,525	22	\$35,330	28	\$30,022	7	\$24,058	0	\$0
WILLIAM PENN COLLEGE	48	\$29,727	13	\$38,345	10	\$30,095	13	\$27,763	9	\$22,635	3	\$20,948
Independent 4-Yr. Average	2,084	\$36,012	624	\$44,979	508	\$35,991	730	\$30,981	193	\$25,692	29	\$26,664
DES MOINES AREA COMM. COLLEGE	237	\$38,546	0	\$0	0	\$0	0	\$0	0	\$0	237	\$38,546
EASTERN IOWA COMMUNITY COLLEGE	148	\$33,552	0	\$0	0	\$0	0	\$0	148	\$33,552	0	\$0
HAWKEYE COMMUNITY COLLEGE	115	\$34,033	0	\$0	0	\$0	0	\$0	0	\$0	115	\$34,033
INDIAN HILLS COMMUNITY COLLEGE	120	\$31,622	0	\$0	0	\$0	0	\$0	0	\$0	120	\$31,622
IOWA CENTRAL COMMUNITY COLLEGE	87	\$34,562	11	\$35,326	3	\$38,869	14	\$33,113	59	\$34,545	0	\$0
IOWA LAKES COMMUNITY COLLEGE	70	\$33,441	0	\$0	0	\$0	0	\$0	0	\$0	70	\$33,441
IOWA VALLEY COMMUNITY COLLEGE	83	\$33,976	42	\$37,867	29	\$31,453	10	\$26,648	2	\$25,502	0	\$0
IOWA WESTERN COMMUNITY COLLEGE	118	\$31,892	28	\$39,849	32	\$34,353	28	\$29,558	30	\$24,019	0	\$0
KIRKWOOD COMMUNITY COLLEGE	233	\$35,895	0	\$0	0	\$0	0	\$0	0	\$0	233	\$35,895
NORTH IOWA AREA COMM. COLLEGE	86	\$37,625	0	\$0	0	\$0	0	\$0	86	\$37,625	0	\$0
NORTHEAST IOWA COMMUNITY COLLEGE	100	\$32,413	0	\$0	0	\$0	0	\$0	0	\$0	100	\$32,413
NORTHWEST IOWA COMMUNITY COLLEGE	39	\$33,064	0	\$0	0	\$0	0	\$0	0	\$0	39	\$33,064
SOUTHEASTERN COMMUNITY COLLEGE	86	\$36,103	0	\$0	0	\$0	0	\$0	86	\$36,103	0	\$0
SOUTHWESTERN COMMUNITY COLLEGE	45	\$29,826	0	\$0	0	\$0	0	\$0	0	\$0	45	\$29,826
WESTERN IOWA TECH	70	\$33,096	0	\$0	0	\$0	0	\$0	0	\$0	70	\$33,096
Community Colleges Average	1,637	\$34,596	81	\$38,207	64	\$33,250	52	\$29,956	411	\$34,345	1,029	\$34,731
ALLEN MEMORIAL NURSING SCHOOL	6	\$34,036	0	\$0	0	\$0	0	\$0	6	\$34,036	0	\$0
AMERICAN INSTITUTE OF BUSINESS	29	\$33,341	0	\$0	0	\$0	0	\$0	0	\$0	29	\$33,341
AMERICAN INSTITUTE OF COMMERCE	37	\$21,625	0	\$0	0	\$0	0	\$0	37	\$21,625	0	\$0

Source: IPEOS Salaries Of Full-time Instructional Faculty

Note: Salaries at Maharishi International University have been excluded from all averages.

Includes faculty on 9/10 month, 11/12 month, and other length contracts.

FACULTY / SALARY INFORMATION
TOTAL FACULTY
1991-1992

Institution	TOTAL		PROFESSOR		ASSOCIATE PROFESSOR		ASSISTANT PROFESSOR		INSTRUCTOR		LECTURER/ OTHER	
	N	MEAN	N	MEAN	N	MEAN	N	MEAN	N	MEAN	N	MEAN
		SALARY		SALARY		SALARY		SALARY		SALARY		SALARY
FAITH BAPTIST BIBLE COLLEGE	14	\$24,566	8	\$25,665	1	\$23,038	5	\$23,113	0	\$0	0	\$0
HAMILTON BUSINESS COLLEGE	28	\$16,478	0	\$0	0	\$0	0	\$0	26	\$17,284	2	\$6,000
IOWA METHODIST NURSING SCHOOL	18	\$31,216	0	\$0	0	\$0	0	\$0	0	\$0	18	\$31,216
JENNIE EDMUNDSON NURSING SCHOOL	8	\$32,248	0	\$0	0	\$0	0	\$0	8	\$32,248	0	\$0
MERCY HOSPITAL NURSING SCHOOL	17	\$26,440	0	\$0	0	\$0	0	\$0	17	\$26,440	0	\$0
PALMER COLLEGE OF CHIROPRACTIC	117	\$38,304	20	\$51,942	32	\$42,641	33	\$36,338	32	\$27,472	0	\$0
SAINT LUKE'S SCHOOL OF NURSING	14	\$31,671	0	\$0	0	\$0	0	\$0	14	\$31,671	0	\$0
SPENCER COLLEGE	7	\$24,588	0	\$0	0	\$0	0	\$0	7	\$24,588	0	\$0
U. OF OSTEOPATHIC MEDICINE	79	\$57,324	22	\$71,139	27	\$56,576	21	\$51,990	9	\$38,245	0	\$0
WALDORF COLLEGE	29	\$29,106	11	\$33,135	4	\$29,476	14	\$25,835	0	\$0	0	\$0
Independent 2-Yr/Other Average	403	\$36,019	61	\$52,028	64	\$47,391	73	\$37,921	156	\$25,641	49	\$31,444
TOTAL	6,964	\$42,122	1,902	\$57,589	1,417	\$43,226	1,615	\$34,934	923	\$30,011	1,107	\$34,374

Source: IPEDS Salaries Of Full-Time Instructional Faculty

Note: Salaries at Maharishi International University have been excluded from all averages.

Includes faculty on 9/10 month, 11/12 month, and other length contracts.

FACULTY / SALARY INFORMATION
9 - MONTH FACULTY
1991-1992

Institution	TOTAL		PROFESSOR		ASSOCIATE PROFESSOR		ASSISTANT PROFESSOR		INSTRUCTOR		LECTURER/ OTHER	
	N	MEAN	N	MEAN	N	MEAN	N	MEAN	N	MEAN	N	MEAN
		SALARY		SALARY		SALARY		SALARY		SALARY		SALARY
IOWA STATE UNIVERSITY	938	\$47,995	308	\$63,692	278	\$41,969	284	\$37,814	68	\$23,610	0	\$0
UNIVERSITY OF IOWA	872	\$53,477	412	\$64,505	251	\$46,928	204	\$39,534	5	\$42,400	0	\$0
UNIVERSITY OF NORTHERN IOWA	589	\$41,106	156	\$53,086	136	\$43,018	216	\$35,641	81	\$29,395	0	\$0
Regents' Universities Average	2,399	\$48,296	876	\$62,186	665	\$46,146	704	\$37,646	154	\$27,262	0	\$0
BRIAR CLIFF COLLEGE	62	\$30,736	18	\$36,184	12	\$31,283	23	\$29,109	7	\$23,770	2	\$21,479
BUENA VISTA COLLEGE	69	\$36,490	19	\$46,565	13	\$39,991	29	\$30,881	8	\$27,211	0	\$0
CENTRAL COLLEGE (C.U.I.)	88	\$36,581	21	\$42,484	34	\$38,990	24	\$31,818	9	\$26,407	0	\$0
CLARKE COLLEGE	49	\$30,110	9	\$40,594	10	\$33,586	21	\$26,767	9	\$23,564	0	\$0
COE COLLEGE	71	\$38,964	25	\$47,771	24	\$38,586	21	\$29,576	1	\$25,000	0	\$0
CORNELL COLLEGE	74	\$44,358	29	\$55,439	16	\$41,549	25	\$35,497	4	\$30,627	0	\$0
DIVINE WORD COLLEGE	16	\$22,732	1	\$33,600	2	\$22,710	11	\$22,730	2	\$17,335	0	\$0
DORDT COLLEGE	68	\$32,240	24	\$37,007	16	\$32,551	18	\$29,244	10	\$25,694	0	\$0
DRAKE UNIVERSITY	245	\$44,418	109	\$53,867	45	\$40,389	78	\$36,485	13	\$26,736	0	\$0
GRACELAND COLLEGE	61	\$30,760	23	\$36,076	11	\$30,670	21	\$26,757	4	\$24,951	2	\$23,765
GRAND VIEW COLLEGE	70	\$30,797	21	\$36,889	24	\$29,941	22	\$27,452	3	\$19,521	0	\$0
GRINNELL COLLEGE	131	\$45,367	44	\$58,178	35	\$44,157	45	\$35,016	5	\$35,562	2	\$42,105
IOWA WESLEYAN COLLEGE	32	\$22,440	7	\$26,071	9	\$23,322	11	\$20,641	5	\$19,724	0	\$0
LORAS COLLEGE	105	\$34,022	38	\$38,621	31	\$33,603	34	\$29,767	2	\$25,500	0	\$0
LUTHER COLLEGE	143	\$37,783	60	\$45,390	24	\$36,624	48	\$31,197	11	\$27,564	0	\$0
MAHARISHI INTERNATIONAL U.	96	\$4,358	11	\$6,763	22	\$6,010	39	\$3,990	24	\$2,337	0	\$0
MORNINGSIDE COLLEGE	64	\$33,010	17	\$38,452	20	\$32,797	25	\$29,880	2	\$28,000	0	\$0
MOUNT MERCY COLLEGE	62	\$31,595	4	\$38,890	18	\$33,409	31	\$31,168	9	\$26,195	0	\$0
MOUNT ST. CLARE COLLEGE	17	\$28,072	0	\$0	0	\$0	0	\$0	0	\$0	17	\$28,072
NORTHWESTERN COLLEGE	57	\$31,552	9	\$39,513	18	\$34,030	23	\$28,647	7	\$24,485	0	\$0
SAINT AMBROSE UNIVERSITY	72	\$32,967	25	\$38,395	9	\$34,173	35	\$29,400	3	\$25,733	0	\$0
SIMPSON COLLEGE	67	\$36,998	25	\$45,836	13	\$37,342	18	\$30,581	11	\$27,006	0	\$0
TEIKYO MARYCREST UNIVERSITY	49	\$30,468	6	\$37,630	17	\$32,265	24	\$27,829	2	\$25,365	0	\$0

Source: IPEDS Salaries Of Full-Time Instructional Faculty

Note: Salaries at Maharishi International University have been excluded from all averages.

FACULTY / SALARY INFORMATION
9 - MONTH FACULTY
1991-1992

Institution	TOTAL		PROFESSOR		ASSOCIATE PROFESSOR		ASSISTANT PROFESSOR		INSTRUCTOR		LECTURER/ OTHER	
	N	MEAN	N	MEAN	N	MEAN	N	MEAN	N	MEAN	N	MEAN
		SALARY		SALARY		SALARY		SALARY		SALARY		SALARY
TEIKYO WESTMAR UNIVERSITY	46	\$28,365	8	\$35,458	10	\$30,271	18	\$26,947	10	\$23,339	0	\$0
UNIVERSITY OF DUBUQUE	59	\$32,682	21	\$36,014	22	\$32,324	13	\$30,020	3	\$23,530	0	\$0
UPPER IOWA UNIVERSITY	27	\$28,639	4	\$37,000	4	\$30,343	11	\$26,990	8	\$25,875	0	\$0
WARTBURG COLLEGE	83	\$34,529	26	\$41,525	22	\$35,330	28	\$30,022	7	\$24,058	0	\$0
WILLIAM PENN COLLEGE	48	\$29,727	13	\$38,345	10	\$30,095	13	\$27,763	9	\$22,635	3	\$20,948
Independent 4-Yr. Average	2,031	\$35,796	617	\$44,866	491	\$35,583	709	\$30,586	188	\$25,492	26	\$27,491
DES MOINES AREA COMM COLLEGE	142	\$35,114	0	\$0	0	\$0	0	\$0	0	\$0	142	\$35,114
EASTERN IOWA COMMUNITY COLLEGE	102	\$31,444	0	\$0	0	\$0	0	\$0	102	\$31,444	0	\$0
HAWKEYE COMMUNITY COLLEGE	47	\$29,380	0	\$0	0	\$0	0	\$0	0	\$0	47	\$29,380
INDIAN HILLS COMMUNITY COLLEGE	70	\$28,807	0	\$0	0	\$0	0	\$0	0	\$0	70	\$28,807
IOWA CENTRAL COMMUNITY COLLEGE	61	\$33,322	11	\$35,326	3	\$38,869	14	\$33,113	33	\$32,239	0	\$0
IOWA LAKES COMMUNITY COLLEGE	29	\$33,380	0	\$0	0	\$0	0	\$0	0	\$0	29	\$33,380
IOWA VALLEY COMMUNITY COLLEGE	63	\$33,168	31	\$36,720	23	\$31,221	8	\$26,189	1	\$23,644	0	\$0
IOWA WESTERN COMMUNITY COLLEGE	79	\$29,893	19	\$39,206	18	\$31,184	18	\$27,478	24	\$23,362	0	\$0
KIRKWOOD COMMUNITY COLLEGE	83	\$32,334	0	\$0	0	\$0	0	\$0	0	\$0	83	\$32,334
NORTH IOWA AREA COMM COLLEGE	70	\$36,990	0	\$0	0	\$0	0	\$0	70	\$36,990	0	\$0
NORTHEAST IOWA COMMUNITY COLLEGE	78	\$31,010	0	\$0	0	\$0	0	\$0	0	\$0	78	\$31,010
NORTHWEST IOWA COMMUNITY COLLEGE	12	\$26,956	0	\$0	0	\$0	0	\$0	0	\$0	12	\$26,956
SOUTHEASTERN COMMUNITY COLLEGE	67	\$35,133	0	\$0	0	\$0	0	\$0	67	\$35,133	0	\$0
SOUTHWESTERN COMMUNITY COLLEGE	26	\$30,171	0	\$0	0	\$0	0	\$0	0	\$0	26	\$30,171
WESTERN IOWA TECH	45	\$30,846	0	\$0	0	\$0	0	\$0	0	\$0	45	\$30,846
Community Colleges Average	974	\$32,427	61	\$37,243	44	\$31,727	40	\$29,193	297	\$32,992	532	\$31,861
ALLEN MEMORIAL NURSING SCHOOL	6	\$34,036	0	\$0	0	\$0	0	\$0	6	\$34,036	0	\$0
AMERICAN INSTITUTE OF BUSINESS	0	\$0	0	\$0	0	\$0	0	\$0	0	\$0	0	\$0
AMERICAN INSTITUTE OF COMMERCE	0	\$0	0	\$0	0	\$0	0	\$0	0	\$0	0	\$0

Source: IPEDS Salaries Of Full-Time Instructional Faculty

Note: Salaries at Maharishi International University have been excluded from all averages.

FACULTY / SALARY INFORMATION
 9 - MONTH FACULTY
 1991-1992

Institution	TOTAL		PROFESSOR		ASSOCIATE PROFESSOR		ASSISTANT PROFESSOR		INSTRUCTOR		LECTURER/ OTHER	
	N	MEAN SALARY	N	MEAN SALARY	N	MEAN SALARY	N	MEAN SALARY	N	MEAN SALARY	N	MEAN SALARY
FAITH BAPTIST BIBLE COLLEGE	0	\$0	0	\$0	0	\$0	0	\$0	0	\$0	0	\$0
HAMILTON BUSINESS COLLEGE	0	\$0	0	\$0	0	\$0	0	\$0	0	\$0	0	\$0
IOWA METHODIST NURSING SCHOOL	0	\$0	0	\$0	0	\$0	0	\$0	0	\$0	0	\$0
JENNIE EDMUNDSON NURSING SCHOOL	8	\$32,248	0	\$0	0	\$0	0	\$0	8	\$32,248	0	\$0
MERCY HOSPITAL NURSING SCHOOL	17	\$26,440	0	\$0	0	\$0	0	\$0	17	\$26,440	0	\$0
PALMER COLLEGE OF CHIROPRACTIC	0	\$0	0	\$0	0	\$0	0	\$0	0	\$0	0	\$0
SAINT LUKE'S SCHOOL OF NURSING	0	\$0	0	\$0	0	\$0	0	\$0	0	\$0	0	\$0
SPENCER COLLEGE	0	\$0	0	\$0	0	\$0	0	\$0	0	\$0	0	\$0
U. OF OSTEOPATHIC MEDICINE	0	\$0	0	\$0	0	\$0	0	\$0	0	\$0	0	\$0
WALDORF COLLEGE	29	\$29,106	11	\$33,135	4	\$29,476	14	\$25,835	0	\$0	0	\$0
Independent 2-Yr/Other Average	60	\$29,263	11	\$33,135	4	\$29,476	14	\$25,835	31	\$29,409	0	\$0
TOTAL	5,464	\$40,698	1,565	\$54,247	1,204	\$41,361	1,467	\$33,981	670	\$29,550	558	\$31,657

Source: IPEDS Salaries Of Full-Time Instructional Faculty

Note: Salaries at Maharishi International University have been excluded from all averages.

MALE FACULTY / SALARY INFORMATION
9 - MONTH FACULTY
1991-1992

Institution	TOTAL		PROFESSOR		ASSOCIATE PROFESSOR		ASSISTANT PROFESSOR		INSTRUCTOR		LECTURER/ OTHER	
	N	MEAN	N	MEAN	N	MEAN	N	MEAN	N	MEAN	N	MEAN
		SALARY		SALARY		SALARY		SALARY		SALARY		SALARY
IOWA STATE UNIVERSITY	689	\$51,602	276	\$64,304	209	\$48,858	175	\$39,345	29	\$24,450	0	\$0
UNIVERSITY OF IOWA	666	\$56,581	372	\$64,903	185	\$48,354	106	\$42,296	3	\$36,666	0	\$0
UNIVERSITY OF NORTHERN IOWA	402	\$43,661	136	\$53,438	101	\$44,094	130	\$36,864	35	\$29,669	0	\$0
Regents' Universities Average	1,757	\$51,672	784	\$62,703	495	\$47,698	411	\$39,321	67	\$27,723	0	\$0
BRIAR CLIFF COLLEGE	39	\$31,403	14	\$36,025	8	\$31,734	12	\$29,003	5	\$23,696	0	\$0
BUENA VISTA COLLEGE	52	\$37,892	17	\$47,030	11	\$39,440	18	\$31,443	6	\$28,513	0	\$0
CENTRAL COLLEGE (C.U.I.)	61	\$37,302	17	\$43,282	20	\$40,163	17	\$32,388	7	\$26,542	0	\$0
CLARKE COLLEGE	20	\$29,398	2	\$37,500	3	\$33,526	10	\$27,700	5	\$27,078	0	\$0
COE COLLEGE	52	\$40,727	22	\$48,172	18	\$38,913	12	\$29,798	0	\$0	0	\$0
CORNELL COLLEGE	58	\$46,198	26	\$56,180	14	\$41,882	16	\$35,649	2	\$31,040	0	\$0
DIVINE WORD COLLEGE	7	\$23,515	1	\$33,600	1	\$24,000	4	\$22,127	1	\$18,500	0	\$0
DORDT COLLEGE	59	\$32,690	21	\$36,955	16	\$32,551	16	\$29,697	6	\$26,116	0	\$0
DRAKE UNIVERSITY	180	\$47,282	102	\$54,191	29	\$41,682	47	\$36,810	2	\$22,180	0	\$0
GRACELAND COLLEGE	45	\$31,922	21	\$36,366	7	\$30,888	13	\$27,290	3	\$25,063	1	\$26,607
GRAND VIEW COLLEGE	39	\$31,068	15	\$36,628	10	\$29,230	12	\$27,486	2	\$20,044	0	\$0
GRINNELL COLLEGE	82	\$49,024	39	\$58,519	22	\$43,795	17	\$36,204	2	\$37,310	2	\$42,105
IOWA WESLEYAN COLLEGE	16	\$23,135	4	\$26,175	6	\$23,400	4	\$20,990	2	\$20,550	0	\$0
LORAS COLLEGE	85	\$34,575	34	\$38,844	27	\$33,448	23	\$29,917	1	\$27,000	0	\$0
LUTHER COLLEGE	102	\$39,322	53	\$45,569	16	\$36,584	30	\$31,067	3	\$26,121	0	\$0
MAHARISHI INTERNATIONAL U.	69	\$4,797	9	\$7,120	18	\$6,380	28	\$4,135	14	\$2,592	0	\$0
MORNINGSIDE COLLEGE	44	\$33,787	15	\$38,680	16	\$32,084	11	\$30,645	2	\$28,000	0	\$0
MOUNT MERCY COLLEGE	31	\$32,379	2	\$37,861	13	\$33,066	13	\$32,255	3	\$26,284	0	\$0
MOUNT ST. CLARE COLLEGE	11	\$29,120	0	\$0	0	\$0	0	\$0	0	\$0	11	\$29,120
NORTHWESTERN COLLEGE	48	\$32,082	9	\$39,513	15	\$34,375	18	\$28,870	6	\$24,841	0	\$0
SAINT AMBROSE UNIVERSITY	53	\$33,482	20	\$38,503	6	\$35,765	25	\$29,517	2	\$26,000	0	\$0
SIMPSON COLLEGE	43	\$39,744	23	\$46,171	7	\$37,442	8	\$31,453	5	\$26,665	0	\$0
TEIKYO MARYCREST UNIVERSITY	28	\$30,992	2	\$37,150	12	\$32,835	14	\$28,534	0	\$0	0	\$0

Source: IPEDS Salaries of Full-Time Instructional Faculty

Note: Salaries at Maharishi International University have been excluded from all averages.

MALE FACULTY / SALARY INFORMATION
9 - MONTH FACULTY
1991-1992

Institution	TOTAL		PROFESSOR		ASSOCIATE PROFESSOR		ASSISTANT PROFESSOR		INSTRUCTOR		LECTURER/ OTHER	
	N	MEAN SALARY	N	MEAN SALARY	N	MEAN SALARY	N	MEAN SALARY	N	MEAN SALARY	N	MEAN SALARY
TEIKYO WESTMAR UNIVERSITY	32	\$29,033	6	\$36,291	9	\$30,190	11	\$26,902	6	\$23,946	0	\$0
UNIVERSITY OF DUBUQUE	41	\$33,913	18	\$36,828	14	\$32,388	8	\$31,493	1	\$22,167	0	\$0
UPPER IOWA UNIVERSITY	20	\$29,638	4	\$37,000	4	\$30,343	9	\$27,655	3	\$24,833	0	\$0
WARTBURG COLLEGE	58	\$36,296	25	\$41,749	14	\$35,564	15	\$30,834	4	\$25,260	0	\$0
WILLIAM PENN COLLEGE	37	\$30,295	11	\$39,358	7	\$30,291	9	\$28,383	8	\$22,020	2	\$22,170
Independent 4-Yr. Average	1,412	\$37,445	532	\$45,566	343	\$35,750	420	\$30,988	101	\$25,465	16	\$29,717
DES MOINES AREA COMM COLLEGE	68	\$36,610	0	\$0	0	\$0	0	\$0	0	\$0	68	\$36,610
EASTERN IOWA COMMUNITY COLLEGE	60	\$32,476	0	\$0	0	\$0	0	\$0	60	\$32,476	0	\$0
HAWKEYE COMMUNITY COLLEGE	21	\$30,287	0	\$0	0	\$0	0	\$0	0	\$0	21	\$30,287
INDIAN HILLS COMMUNITY COLLEGE	30	\$29,657	0	\$0	0	\$0	0	\$0	0	\$0	30	\$29,657
IOWA CENTRAL COMMUNITY COLLEGE	45	\$33,856	8	\$36,010	3	\$38,869	10	\$33,751	24	\$32,554	0	\$0
IOWA LAKES COMMUNITY COLLEGE	22	\$34,760	0	\$0	0	\$0	0	\$0	0	\$0	22	\$34,760
IOWA VALLEY COMMUNITY COLLEGE	45	\$34,326	27	\$36,795	15	\$31,632	3	\$25,573	0	\$0	0	\$0
IOWA WESTERN COMMUNITY COLLEGE	49	\$32,744	18	\$39,372	13	\$31,682	9	\$28,398	9	\$25,368	0	\$0
KIRKWOOD COMMUNITY COLLEGE	48	\$32,523	0	\$0	0	\$0	0	\$0	0	\$0	48	\$32,523
NORTH IOWA AREA COMM COLLEGE	48	\$38,917	0	\$0	0	\$0	0	\$0	48	\$38,917	0	\$0
NORTHEAST IOWA COMMUNITY COLLEGE	28	\$31,125	0	\$0	0	\$0	0	\$0	0	\$0	28	\$31,125
NORTHWEST IOWA COMMUNITY COLLEGE	8	\$27,950	0	\$0	0	\$0	0	\$0	0	\$0	8	\$27,950
SOUTHEASTERN COMMUNITY COLLEGE	49	\$35,424	0	\$0	0	\$0	0	\$0	49	\$35,424	0	\$0
SOUTHWESTERN COMMUNITY COLLEGE	20	\$30,847	0	\$0	0	\$0	0	\$0	0	\$0	20	\$30,847
WESTERN IOWA TECH	27	\$31,120	0	\$0	0	\$0	0	\$0	0	\$0	27	\$31,120
Community Colleges Average	568	\$33,659	53	\$37,552	31	\$32,353	22	\$30,446	190	\$34,537	272	\$32,696
AMERICAN INSTITUTE OF BUSINESS	0	\$0	0	\$0	0	\$0	0	\$0	0	\$0	0	\$0
AMERICAN INSTITUTE OF COMMERCE	0	\$0	0	\$0	0	\$0	0	\$0	0	\$0	0	\$0
FAITH BAPTIST BIBLE COLLEGE	0	\$0	0	\$0	0	\$0	0	\$0	0	\$0	0	\$0

Source: IPEDS Salaries of Full-Time Instructional Faculty

Note: Salaries at Maharishi International University have been excluded from all averages.

MALE FACULTY / SALARY INFORMATION
9 - MONTH FACULTY
1991-1992

Institution	TOTAL		PROFESSOR		ASSOCIATE PROFESSOR		ASSISTANT PROFESSOR		INSTRUCTOR		LECTURER/ OTHER	
	N	MEAN	N	MEAN	N	MEAN	N	MEAN	N	MEAN	N	MEAN
		SALARY		SALARY		SALARY		SALARY		SALARY		SALARY
HAMILTON BUSINESS COLLEGE	0	\$0	0	\$0	0	\$0	0	\$0	0	\$0	0	\$0
IOWA METHODIST NURSING SCHOOL	0	\$0	0	\$0	0	\$0	0	\$0	0	\$0	0	\$0
PALMER COLLEGE OF CHIROPRACTIC	0	\$0	0	\$0	0	\$0	0	\$0	0	\$0	0	\$0
SPENCER COLLEGE	0	\$0	0	\$0	0	\$0	0	\$0	0	\$0	0	\$0
U. OF OSTEOPATHIC MEDICINE	0	\$0	0	\$0	0	\$0	0	\$0	0	\$0	0	\$0
WALDORF COLLEGE	23	\$29,697	9	\$33,276	4	\$29,476	10	\$26,566	0	\$0	0	\$0
Independent 2-Yr/Other Average	23	\$29,697	9	\$33,276	4	\$29,476	10	\$26,566	0	\$0	0	\$0
TOTAL	3,760	\$43,586	1,378	\$54,989	873	\$42,514	863	\$35,022	358	\$30,915	288	\$32,531

Source: IPEDS Salaries Of Full-Time Instructional Faculty

Note: Salaries at Maharishi International University have been excluded from all averages.

FEMALE FACULTY / SALARY INFORMATION
 9 - MONTH FACULTY
 1991-1992

Institution	TOTAL		PROFESSOR		ASSOCIATE PROFESSOR		ASSISTANT PROFESSOR		INSTRUCTOR		LECTURER/ OTHER	
	N	MEAN	N	MEAN	N	MEAN	N	MEAN	N	MEAN	N	MEAN
		SALARY		SALARY		SALARY		SALARY		SALARY		SALARY
IOWA STATE UNIVERSITY	249	\$38,015	32	\$58,413	69	\$41,249	109	\$35,356	39	\$22,985	0	\$0
UNIVERSITY OF IOWA	206	\$43,442	40	\$60,803	66	\$42,932	98	\$36,545	2	\$51,000	0	\$0
UNIVERSITY OF NORTHERN IOWA	187	\$35,613	20	\$50,693	35	\$39,916	86	\$33,793	46	\$29,186	0	\$0
Regents' Universities Average	642	\$39,057	92	\$57,774	170	\$41,628	293	\$35,295	87	\$26,907	0	\$0
BRIAR CLIFF COLLEGE	23	\$29,604	4	\$36,742	4	\$30,397	11	\$29,225	2	\$23,955	2	\$21,479
BUENA VISTA COLLEGE	17	\$32,202	2	\$42,614	2	\$43,021	11	\$29,960	2	\$23,305	0	\$0
CENTRAL COLLEGE (C.U.I.)	27	\$34,952	4	\$39,095	14	\$37,315	7	\$30,435	2	\$25,933	0	\$0
CLARKE COLLEGE	29	\$30,601	7	\$41,479	7	\$33,612	11	\$25,919	4	\$19,172	0	\$0
COE COLLEGE	19	\$34,140	3	\$44,833	6	\$37,607	9	\$29,280	1	\$25,000	0	\$0
CORNELL COLLEGE	16	\$37,687	3	\$49,020	2	\$39,225	9	\$35,228	2	\$30,215	0	\$0
DIVINE WORD COLLEGE	9	\$22,124	0	\$0	1	\$21,420	7	\$23,075	1	\$16,170	0	\$0
DORDT COLLEGE	9	\$29,288	3	\$37,370	0	\$0	2	\$25,622	4	\$25,061	0	\$0
DRAKE UNIVERSITY	65	\$36,488	7	\$49,142	16	\$38,047	31	\$35,992	11	\$27,565	0	\$0
GRACELAND COLLEGE	16	\$27,492	2	\$33,032	4	\$30,290	8	\$25,890	1	\$24,615	1	\$20,923
GRAND VIEW COLLEGE	31	\$30,456	6	\$37,539	14	\$30,449	10	\$27,413	1	\$18,476	0	\$0
GRINNELL COLLEGE	49	\$39,246	5	\$55,518	13	\$44,771	28	\$34,295	3	\$34,396	0	\$0
IOWA WESLEYAN COLLEGE	16	\$21,745	3	\$25,933	3	\$23,166	7	\$20,442	3	\$19,173	0	\$0
LORAS COLLEGE	20	\$31,675	4	\$36,725	4	\$34,650	11	\$29,454	1	\$24,000	0	\$0
LUTHER COLLEGE	41	\$33,956	7	\$44,036	8	\$36,704	18	\$31,415	8	\$28,105	0	\$0
MAHARISHI INTERNATIONAL U.	27	\$3,235	2	\$5,160	4	\$4,350	11	\$3,621	10	\$1,980	0	\$0
MORNINGSIDE COLLEGE	20	\$31,300	2	\$36,750	4	\$35,650	14	\$29,278	0	\$0	0	\$0
MOUNT MERCY COLLEGE	31	\$30,811	2	\$39,919	5	\$34,302	18	\$30,384	6	\$26,151	0	\$0
MOUNT ST. CLARE COLLEGE	6	\$26,150	0	\$0	0	\$0	0	\$0	0	\$0	6	\$26,150
NORTHWESTERN COLLEGE	9	\$28,722	0	\$0	3	\$32,308	5	\$1,845	1	\$22,350	0	\$0
SAINT AMBROSE UNIVERSITY	19	\$31,530	5	\$37,963	3	\$30,988	10	\$29,109	1	\$25,200	0	\$0
SIMPSON COLLEGE	24	\$32,078	2	\$41,975	6	\$37,225	10	\$29,884	6	\$27,291	0	\$0
TEIKYO MARYCREST UNIVERSITY	21	\$29,768	4	\$37,870	5	\$30,898	10	\$26,843	2	\$25,365	0	\$0

Source: IPEDS Salaries Of Full-Time Instructional Faculty

Note: Salaries at Maharishi International University have been excluded from all averages.

FEMALE FACULTY / SALARY INFORMATION
 9 - MONTH FACULTY
 1991-1992

Institution	TOTAL		PROFESSOR		ASSOCIATE PROFESSOR		ASSISTANT PROFESSOR		INSTRUCTOR		LECTURER/ OTHER	
	N	MEAN SALARY	N	MEAN SALARY	N	MEAN SALARY	N	MEAN SALARY	N	MEAN SALARY	N	MEAN SALARY
TEIKYO WESTMAR UNIVERSITY	14	\$26,840	2	\$32,960	1	\$31,000	7	\$27,018	4	\$22,427	0	\$0
UNIVERSITY OF DUBUQUE	18	\$29,879	3	\$31,129	8	\$32,212	5	\$27,662	2	\$24,212	0	\$0
UPPER IOWA UNIVERSITY	7	\$25,785	0	\$0	0	\$0	2	\$24,000	5	\$26,500	0	\$0
WARTBURG COLLEGE	25	\$30,430	1	\$35,910	8	\$34,920	13	\$29,086	3	\$22,456	0	\$0
WILLIAM PENN COLLEGE	11	\$27,818	2	\$32,771	3	\$29,638	4	\$26,370	1	\$27,560	1	\$18,504
Independent 4-Yr. Average	619	\$32,057	85	\$40,455	148	\$35,205	289	\$30,021	87	\$25,523	10	\$23,928
DES MOINES AREA COMM COLLEGE	74	\$33,740	0	\$0	0	\$0	0	\$0	0	\$0	74	\$33,740
EASTERN IOWA COMMUNITY COLLEGE	42	\$29,969	0	\$0	0	\$0	0	\$0	42	\$29,969	0	\$0
HAWKEYE COMMUNITY COLLEGE	26	\$28,647	0	\$0	0	\$0	0	\$0	0	\$0	26	\$28,647
INDIAN HILLS COMMUNITY COLLEGE	40	\$28,169	0	\$0	0	\$0	0	\$0	0	\$0	40	\$28,169
IOWA CENTRAL COMMUNITY COLLEGE	16	\$31,822	3	\$33,502	0	\$0	4	\$31,518	9	\$31,398	0	\$0
IOWA LAKES COMMUNITY COLLEGE	7	\$29,044	0	\$0	0	\$0	0	\$0	0	\$0	7	\$29,044
IOWA VALLEY COMMUNITY COLLEGE	18	\$30,272	4	\$36,216	8	\$30,450	5	\$26,559	1	\$23,644	0	\$0
IOWA WESTERN COMMUNITY COLLEGE	30	\$25,236	1	\$36,227	5	\$29,887	9	\$26,559	15	\$22,159	0	\$0
KIRKWOOD COMMUNITY COLLEGE	35	\$32,075	0	\$0	0	\$0	0	\$0	0	\$0	35	\$32,075
NORTH IOWA AREA COMM COLLEGE	22	\$32,787	0	\$0	0	\$0	0	\$0	22	\$32,787	0	\$0
NORTHEAST IOWA COMMUNITY COLLEGE	50	\$30,946	0	\$0	0	\$0	0	\$0	0	\$0	50	\$30,946
NORTHWEST IOWA COMMUNITY COLLEGE	4	\$24,969	0	\$0	0	\$0	0	\$0	0	\$0	4	\$24,969
SOUTHEASTERN COMMUNITY COLLEGE	18	\$34,342	0	\$0	0	\$0	0	\$0	18	\$34,342	0	\$0
SOUTHWESTERN COMMUNITY COLLEGE	6	\$27,916	0	\$0	0	\$0	0	\$0	0	\$0	6	\$27,916
WESTERN IOWA TECH	18	\$30,435	0	\$0	0	\$0	0	\$0	0	\$0	18	\$30,435
Community Colleges Average	406	\$30,705	8	\$35,199	13	\$30,234	18	\$27,661	107	\$30,250	260	\$30,987
ALLEN MEMORIAL NURSING SCHOOL	6	\$34,036	0	\$0	0	\$0	0	\$0	6	\$34,036	0	\$0
AMERICAN INSTITUTE OF BUSINESS	0	\$0	0	\$0	0	\$0	0	\$0	0	\$0	0	\$0
AMERICAN INSTITUTE OF COMMERCE	0	\$0	0	\$0	0	\$0	0	\$0	0	\$0	0	\$0

Source: IPEDS Salaries Of Full-Time Instructional Faculty

Note: Salaries at Maharshi International University have been excluded from all averages.

FEMALE FACULTY / SALARY INFORMATION
 9 - MONTH FACULTY
 1991-1992

Institution	TOTAL		PROFESSOR		ASSOCIATE PROFESSOR		ASSISTANT PROFESSOR		INSTRUCTOR		LECTURER/ OTHER	
	N	MEAN	N	MEAN	N	MEAN	N	MEAN	N	MEAN	N	MEAN
		SALARY		SALARY		SALARY		SALARY		SALARY		SALARY
FAITH BAPTIST BIBLE COLLEGE	0	\$0	0	\$0	0	\$0	0	\$0	0	\$0	0	\$0
HAMILTON BUSINESS COLLEGE	0	\$0	0	\$0	0	\$0	0	\$0	0	\$0	0	\$0
IOWA METHODIST NURSING SCHOOL	0	\$0	0	\$0	0	\$0	0	\$0	0	\$0	0	\$0
JENNIE EDMUNDSON NURSING SCHOOL	8	\$32,248	0	\$0	0	\$0	0	\$0	8	\$32,248	0	\$0
MERCY HOSPITAL NURSING SCHOOL	17	\$26,440	0	\$0	0	\$0	0	\$0	17	\$26,440	0	\$0
PALMER COLLEGE OF CHIROPRACTIC	0	\$0	0	\$0	0	\$0	0	\$0	0	\$0	0	\$0
SAINT LUKE'S SCHOOL OF NURSING	0	\$0	0	\$0	0	\$0	0	\$0	0	\$0	0	\$0
SPENCER COLLEGE	0	\$0	0	\$0	0	\$0	0	\$0	0	\$0	0	\$0
U. OF OSTEOPATHIC MEDICINE	0	\$0	0	\$0	0	\$0	0	\$0	0	\$0	0	\$0
WALDORF COLLEGE	6	\$26,840	2	\$32,502	0	\$0	4	\$24,009	0	\$0	0	\$0
Independent 2-Yr/Other Average	37	\$28,992	2	\$32,502	0	\$0	4	\$24,009	31	\$29,409	0	\$0
TOTAL	1,704	\$34,341	187	\$48,754	331	\$38,347	604	\$32,515	312	\$27,996	270	\$30,726

Source: IPEDS Salaries Of Full-Time Instructional Faculty
 Note: Salaries at Maharishi International University have been excluded from all averages.

FACULTY / SALARY INFORMATION
12 - MONTH FACULTY
1991-1992

Institution	TOTAL		PROFESSOR		ASSOCIATE PROFESSOR		ASSISTANT PROFESSOR		INSTRUCTOR		LECTURER/ OTHER	
	N	MEAN SALARY	N	MEAN SALARY	N	MEAN SALARY	N	MEAN SALARY	N	MEAN SALARY	N	MEAN SALARY
IOWA STATE UNIVERSITY	269	\$71,087	183	\$78,062	61	\$58,614	22	\$52,049	3	\$38,782	0	\$0
UNIVERSITY OF IOWA	161	\$68,131	72	\$82,990	53	\$61,541	33	\$49,240	3	\$35,733	0	\$0
UNIVERSITY OF NORTHERN IOWA	11	\$52,225	5	\$65,184	2	\$51,174	1	\$46,000	3	\$33,402	0	\$0
Regents' Universities Average	441	\$69,537	260	\$79,179	116	\$59,823	56	\$50,286	9	\$35,972	0	\$0
BRIAR CLIFF COLLEGE	0	\$0	0	\$0	0	\$0	0	\$0	0	\$0	0	\$0
BUENA VISTA COLLEGE	2	\$58,518	1	\$58,614	1	\$58,423	0	\$0	0	\$0	0	\$0
CENTRAL COLLEGE (C.U.I.)	0	\$0	0	\$0	0	\$0	0	\$0	0	\$0	0	\$0
CLARKE COLLEGE	0	\$0	0	\$0	0	\$0	0	\$0	0	\$0	0	\$0
COE COLLEGE	0	\$0	0	\$0	0	\$0	0	\$0	0	\$0	0	\$0
CORNELL COLLEGE	0	\$0	0	\$0	0	\$0	0	\$0	0	\$0	0	\$0
DIVINE WORD COLLEGE	0	\$0	0	\$0	0	\$0	0	\$0	0	\$0	0	\$0
DORDT COLLEGE	0	\$0	0	\$0	0	\$0	0	\$0	0	\$0	0	\$0
DRAKE UNIVERSITY	26	\$52,130	4	\$57,264	7	\$59,637	14	\$48,339	1	\$32,125	0	\$0
GRACELAND COLLEGE	0	\$0	0	\$0	0	\$0	0	\$0	0	\$0	0	\$0
GRAND VIEW COLLEGE	0	\$0	0	\$0	0	\$0	0	\$0	0	\$0	0	\$0
GRINNELL COLLEGE	0	\$0	0	\$0	0	\$0	0	\$0	0	\$0	0	\$0
IOWA WESLEYAN COLLEGE	5	\$21,140	0	\$0	2	\$21,350	2	\$21,150	1	\$20,700	0	\$0
IORAS COLLEGE	0	\$0	0	\$0	0	\$0	0	\$0	0	\$0	0	\$0
LUTHER COLLEGE	2	\$49,732	1	\$51,356	1	\$48,108	0	\$0	0	\$0	0	\$0
MAHARISHI INTERNATIONAL U.	4	\$4,440	0	\$0	3	\$4,200	1	\$5,160	0	\$0	0	\$0
MORNINGSIDE COLLEGE	0	\$0	0	\$0	0	\$0	0	\$0	0	\$0	0	\$0
MOUNT MERCY COLLEGE	1	\$44,598	0	\$0	1	\$44,598	0	\$0	0	\$0	0	\$0
MOUNT ST. CLARE COLLEGE	0	\$0	0	\$0	0	\$0	0	\$0	0	\$0	0	\$0
NORTHWESTERN COLLEGE	0	\$0	0	\$0	0	\$0	0	\$0	0	\$0	0	\$0
SAINT AMBROSE UNIVERSITY	6	\$37,837	1	\$43,817	1	\$37,000	3	\$38,236	1	\$31,500	0	\$0
SIMPSON COLLEGE	2	\$38,462	0	\$0	0	\$0	0	\$0	2	\$38,462	0	\$0
TEIKYO MARYCREST UNIVERSITY	0	\$0	0	\$0	0	\$0	0	\$0	0	\$0	0	\$0

Source: IPFDS Salaries Of Full-Time Instructional Faculty

Note: Salaries at Maharishi International University have been excluded from all averages.

FACULTY / SALARY INFORMATION
 12 - MONTH FACULTY
 1991-1992

Institution	TOTAL		PROFESSOR		ASSOCIATE PROFESSOR		ASSISTANT PROFESSOR		INSTRUCTOR		LECTURER/ OTHER	
	N	MEAN	N	MEAN	N	MEAN	N	MEAN	N	MEAN	N	MEAN
		SALARY		SALARY		SALARY		SALARY		SALARY		SALARY
TEIKYO WESTMAR UNIVERSITY	0	\$0	0	\$0	0	\$0	0	\$0	0	\$0	0	\$0
UNIVERSITY OF DUBUQUE	0	\$0	0	\$0	0	\$0	0	\$0	0	\$0	0	\$0
UPPER IOWA UNIVERSITY	2	\$48,500	0	\$0	1	\$47,000	1	\$50,000	0	\$0	0	\$0
WARTBURG COLLEGE	0	\$0	0	\$0	0	\$0	0	\$0	0	\$0	0	\$0
WILLIAM PENN COLLEGE	0	\$0	0	\$0	0	\$0	0	\$0	0	\$0	0	\$0
Independent 4-Yr. Average	50	\$46,155	7	\$54,692	17	\$49,663	21	\$44,188	5	\$32,250	0	\$0
DES MOINES AREA COMM COLLEGE	95	\$43,674	0	\$0	0	\$0	0	\$0	0	\$0	95	\$43,674
EASTERN IOWA COMMUNITY COLLEGE	46	\$38,227	0	\$0	0	\$0	0	\$0	46	\$38,227	0	\$0
HAWKEYE COMMUNITY COLLEGE	68	\$37,250	0	\$0	0	\$0	0	\$0	0	\$0	68	\$37,250
INDIAN HILLS COMMUNITY COLLEGE	50	\$35,563	0	\$0	0	\$0	0	\$0	0	\$0	50	\$35,563
IOWA CENTRAL COMMUNITY COLLEGE	26	\$37,471	0	\$0	0	\$0	0	\$0	26	\$37,471	0	\$0
IOWA LAKES COMMUNITY COLLEGE	41	\$33,485	0	\$0	0	\$0	0	\$0	0	\$0	41	\$33,485
IOWA VALLEY COMMUNITY COLLEGE	20	\$36,523	11	\$41,099	6	\$32,341	2	\$28,486	1	\$27,361	0	\$0
IOWA WESTERN COMMUNITY COLLEGE	39	\$35,942	9	\$41,205	14	\$38,428	10	\$33,303	6	\$26,648	0	\$0
KIRKWOOD COMMUNITY COLLEGE	115	\$39,322	0	\$0	0	\$0	0	\$0	0	\$0	115	\$39,322
NORTH IOWA AREA COMM COLLEGE	16	\$40,400	0	\$0	0	\$0	0	\$0	16	\$40,400	0	\$0
NORTHEAST IOWA COMMUNITY COLLEGE	22	\$37,384	0	\$0	0	\$0	0	\$0	0	\$0	22	\$37,384
NORTHWEST IOWA COMMUNITY COLLEGE	27	\$35,779	0	\$0	0	\$0	0	\$0	0	\$0	27	\$35,779
SOUTHEASTERN COMMUNITY COLLEGE	19	\$39,523	0	\$0	0	\$0	0	\$0	19	\$39,523	0	\$0
SOUTHWESTERN COMMUNITY COLLEGE	19	\$29,354	0	\$0	0	\$0	0	\$0	0	\$0	19	\$29,354
WESTERN IOWA TECH	25	\$37,146	0	\$0	0	\$0	0	\$0	0	\$0	25	\$37,146
Community Colleges Average	628	\$38,045	20	\$41,147	20	\$36,602	12	\$32,500	114	\$37,871	462	\$38,160
ALLEN MEMORIAL NURSING SCHOOL	0	\$0	0	\$0	0	\$0	0	\$0	0	\$0	0	\$0
AMERICAN INSTITUTE OF BUSINESS	29	\$33,341	0	\$0	0	\$0	0	\$0	0	\$0	29	\$33,341
AMERICAN INSTITUTE OF COMMERCE	37	\$21,625	0	\$0	0	\$0	0	\$0	37	\$21,625	0	\$0

Source: IPEDS Salaries Of Full-Time Instructional Faculty

Note: Salaries at Maharishi International University have been excluded from all averages.

FACULTY / SALARY INFORMATION
 12 - MONTH FACULTY
 1991-1992

Institution	TOTAL		PROFESSOR		ASSOCIATE PROFESSOR		ASSISTANT PROFESSOR		INSTRUCTOR		LECTURER/ OTHER	
	N	MEAN	N	MEAN	N	MEAN	N	MEAN	N	MEAN	N	MEAN
		SALARY		SALARY		SALARY		SALARY		SALARY		SALARY
FAITH BAPTIST BIBLE COLLEGE	14	\$24,566	8	\$25,665	1	\$23,038	5	\$23,113	0	\$0	0	\$0
HAMILTON BUSINESS COLLEGE	26	\$17,284	0	\$0	0	\$0	0	\$0	26	\$17,284	0	\$0
IOWA METHODIST NURSING SCHOOL	18	\$31,216	0	\$0	0	\$0	0	\$0	0	\$0	18	\$31,216
JENNIE EDMUNDSON NURSING SCHOOL	0	\$0	0	\$0	0	\$0	0	\$0	0	\$0	0	\$0
MERCY HOSPITAL NURSING SCHOOL	0	\$0	0	\$0	0	\$0	0	\$0	0	\$0	0	\$0
PALMER COLLEGE OF CHIROPRACTIC	117	\$38,304	20	\$51,942	32	\$42,641	33	\$36,338	32	\$27,472	0	\$0
SAINT LUKE'S SCHOOL OF NURSING	14	\$31,671	0	\$0	0	\$0	0	\$0	14	\$31,671	0	\$0
SPENCER COLLEGE	7	\$24,588	0	\$0	0	\$0	0	\$0	7	\$24,588	0	\$0
U. OF OSTEOPATHIC MEDICINE	79	\$57,324	22	\$71,139	27	\$56,576	21	\$51,990	9	\$38,245	0	\$0
WALDORF COLLEGE	0	\$0	0	\$0	0	\$0	0	\$0	0	\$0	0	\$0
Independent 2-Yr/Other Average	341	\$37,384	50	\$56,184	60	\$48,585	59	\$40,783	125	\$24,707	47	\$32,527
TOTAL	1,460	\$47,685	337	\$73,002	213	\$53,723	148	\$44,192	253	\$31,188	509	\$37,640

Source: IPEDS Salaries Of Full-Time Instructional Faculty

Note: Salaries at Maharishi International University have been excluded from all averages.

171

MALE FACULTY / SALARY INFORMATION
12 - MONTH FACULTY
1991-1992

Institution	TOTAL		PROFESSOR		ASSOCIATE PROFESSOR		ASSISTANT PROFESSOR		INSTRUCTOR		LECTURER/ OTHER	
	N	MEAN SALARY	N	MEAN SALARY	N	MEAN SALARY	N	MEAN SALARY	N	MEAN SALARY	N	MEAN SALARY
IOWA STATE UNIVERSITY	234	\$72,668	173	\$78,185	48	\$58,219	11	\$55,275	2	\$37,900	0	\$0
UNIVERSITY OF IOWA	125	\$72,755	71	\$83,179	35	\$63,014	18	\$52,567	1	\$37,000	0	\$0
UNIVERSITY OF NORTHERN IOWA	4	\$63,468	3	\$67,842	1	\$50,349	0	\$0	0	\$0	0	\$0
Regents' Universities Average	363	\$72,597	247	\$79,495	84	\$60,123	29	\$53,594	3	\$37,600	0	\$0
BRIAR CLIFF COLLEGE	0	\$0	0	\$0	0	\$0	0	\$0	0	\$0	0	\$0
BUENA VISTA COLLEGE	2	\$58,518	1	\$58,614	1	\$58,423	0	\$0	0	\$0	0	\$0
CENTRAL COLLEGE (C.U.I.)	0	\$0	0	\$0	0	\$0	0	\$0	0	\$0	0	\$0
CLARKE COLLEGE	0	\$0	0	\$0	0	\$0	0	\$0	0	\$0	0	\$0
COE COLLEGE	0	\$0	0	\$0	0	\$0	0	\$0	0	\$0	0	\$0
CORNELL COLLEGE	0	\$0	0	\$0	0	\$0	0	\$0	0	\$0	0	\$0
DIVINE WORD COLLEGE	0	\$0	0	\$0	0	\$0	0	\$0	0	\$0	0	\$0
DORDT COLLEGE	0	\$0	0	\$0	0	\$0	0	\$0	0	\$0	0	\$0
DRAKE UNIVERSITY	17	\$51,753	3	\$61,653	4	\$59,774	10	\$45,574	0	\$0	0	\$0
GRACELAND COLLEGE	0	\$0	0	\$0	0	\$0	0	\$0	0	\$0	0	\$0
GRAND VIEW COLLEGE	0	\$0	0	\$0	0	\$0	0	\$0	0	\$0	0	\$0
GRINNELL COLLEGE	0	\$0	0	\$0	0	\$0	0	\$0	0	\$0	0	\$0
IOWA WESLEYAN COLLEGE	4	\$20,925	0	\$0	1	\$20,700	2	\$21,150	1	\$20,700	0	\$0
LORAS COLLEGE	0	\$0	0	\$0	0	\$0	0	\$0	0	\$0	0	\$0
LUTHER COLLEGE	0	\$0	0	\$0	0	\$0	0	\$0	0	\$0	0	\$0
MAHARISHI INTERNATIONAL U.	4	\$4,440	0	\$0	3	\$4,200	1	\$5,160	0	\$0	0	\$0
MORNINGSIDE COLLEGE	0	\$0	0	\$0	0	\$0	0	\$0	0	\$0	0	\$0
MOUNT MERCY COLLEGE	0	\$0	0	\$0	0	\$0	0	\$0	0	\$0	0	\$0
MOUNT ST. CLARE COLLEGE	0	\$0	0	\$0	0	\$0	0	\$0	0	\$0	0	\$0
NORTHWESTERN COLLEGE	0	\$0	0	\$0	0	\$0	0	\$0	0	\$0	0	\$0
SAINT AMBROSE UNIVERSITY	4	\$40,034	1	\$43,817	1	\$37,000	2	\$39,659	0	\$0	0	\$0
SIMPSON COLLEGE	2	\$38,462	0	\$0	0	\$0	0	\$0	2	\$38,462	0	\$0
TEIKYO MARYCREST UNIVERSITY	0	\$0	0	\$0	0	\$0	0	\$0	0	\$0	0	\$0

Source: IPEDS Salaries Of Full-Time Instructional Faculty

Note: Salaries at Maharishi International University have been excluded from all averages.

MALE FACULTY / SALARY INFORMATION
12 - MONTH FACULTY
1991-1992

Institution	TOTAL		PROFESSOR		ASSOCIATE PROFESSOR		ASSISTANT PROFESSOR		INSTRUCTOR		LECTURER/ OTHER	
	MEAN		MEAN		MEAN		MEAN		MEAN		MEAN	
	N	SALARY	N	SALARY	N	SALARY	N	SALARY	N	SALARY	N	SALARY
TEIKYO WESTMAR UNIVERSITY	0	\$0	0	\$0	0	\$0	0	\$0	0	\$0	0	\$0
UNIVERSITY OF DUBUQUE	0	\$0	0	\$0	0	\$0	0	\$0	0	\$0	0	\$0
UPPER IOWA UNIVERSITY	2	\$48,500	0	\$0	1	\$47,000	1	\$50,000	0	\$0	0	\$0
WARTBURG COLLEGE	0	\$0	0	\$0	0	\$0	0	\$0	0	\$0	0	\$0
WILLIAM PENN COLLEGE	0	\$0	0	\$0	0	\$0	0	\$0	0	\$0	0	\$0
Independent 4-Yr. Average	35	\$45,632	5	\$57,478	11	\$50,277	16	\$41,824	3	\$32,541	0	\$0
DES MOINES AREA COMM COLLEGE	64	\$44,920	0	\$0	0	\$0	0	\$0	0	\$0	64	\$44,920
EASTERN IOWA COMMUNITY COLLEGE	22	\$38,074	0	\$0	0	\$0	0	\$0	22	\$38,074	0	\$0
HAWKEYE COMMUNITY COLLEGE	49	\$37,869	0	\$0	0	\$0	0	\$0	0	\$0	49	\$37,869
INDIAN HILLS COMMUNITY COLLEGE	44	\$35,872	0	\$0	0	\$0	0	\$0	0	\$0	44	\$35,872
IOWA CENTRAL COMMUNITY COLLEGE	10	\$38,757	0	\$0	0	\$0	0	\$0	10	\$38,757	0	\$0
IOWA LAKES COMMUNITY COLLEGE	27	\$34,546	0	\$0	0	\$0	0	\$0	0	\$0	27	\$34,546
IOWA VALLEY COMMUNITY COLLEGE	9	\$39,473	7	\$41,548	2	\$32,209	0	\$0	0	\$0	0	\$0
IOWA WESTERN COMMUNITY COLLEGE	21	\$38,132	5	\$44,714	9	\$40,026	4	\$35,407	3	\$25,112	0	\$0
KIRKWOOD COMMUNITY COLLEGE	78	\$40,179	0	\$0	0	\$0	0	\$0	0	\$0	78	\$40,179
NORTH IOWA AREA COMM COLLEGE	10	\$41,328	0	\$0	0	\$0	0	\$0	10	\$41,328	0	\$0
NORTHEAST IOWA COMMUNITY COLLEGE	18	\$38,280	0	\$0	0	\$0	0	\$0	0	\$0	18	\$38,280
NORTHWEST IOWA COMMUNITY COLLEGE	22	\$36,614	0	\$0	0	\$0	0	\$0	0	\$0	22	\$36,614
SOUTHEASTERN COMMUNITY COLLEGE	9	\$40,066	0	\$0	0	\$0	0	\$0	9	\$40,066	0	\$0
SOUTHWESTERN COMMUNITY COLLEGE	11	\$30,651	0	\$0	0	\$0	0	\$0	0	\$0	11	\$30,651
WESTERN IOWA TECH	19	\$37,942	0	\$0	0	\$0	0	\$0	0	\$0	19	\$37,942
Community Colleges Average	413	\$38,943	12	\$42,868	11	\$38,605	4	\$35,407	54	\$38,415	332	\$38,940
AMERICAN INSTITUTE OF BUSINESS	11	\$34,613	0	\$0	0	\$0	0	\$0	0	\$0	11	\$34,613
AMERICAN INSTITUTE OF COMMERCE	13	\$23,108	0	\$0	0	\$0	0	\$0	13	\$23,108	0	\$0
FAITH BAPTIST BIBLE COLLEGE	11	\$25,146	8	\$25,665	0	\$0	3	\$23,761	0	\$0	0	\$0

Source: IPEDS Salaries Of Full-Time Instructional Faculty

Note: Salaries at Maharishi International University have been excluded from all averages.

MALE FACULTY / SALARY INFORMATION
12 - MONTH FACULTY
1991-1992

Institution	TOTAL		PROFESSOR		ASSOCIATE PROFESSOR		ASSISTANT PROFESSOR		INSTRUCTOR		LECTURER/ OTHER	
	N	MEAN	N	MEAN	N	MEAN	N	MEAN	N	MEAN	N	MEAN
		SALARY		SALARY		SALARY		SALARY		SALARY		SALARY
HAMILTON BUSINESS COLLEGE	5	\$17,483	0	\$0	0	\$0	0	\$0	5	\$17,483	0	\$0
IOWA METHODIST NURSING SCHOOL	1	\$33,011	0	\$0	0	\$0	0	\$0	0	\$0	1	\$33,011
PALMER COLLEGE OF CHIROPRACTIC	88	\$39,154	17	\$52,300	26	\$43,205	23	\$37,459	22	\$25,979	0	\$0
SPENCER COLLEGE	2	\$34,214	0	\$0	0	\$0	0	\$0	2	\$34,214	0	\$0
U. OF OSTEOPATHIC MEDICINE	53	\$59,045	18	\$71,712	18	\$55,659	13	\$52,478	4	\$38,618	0	\$0
WALDORF COLLEGE	0	\$0	0	\$0	0	\$0	0	\$0	0	\$0	0	\$0
Independent 2-Yr/Other Average	184	\$41,965	43	\$55,471	44	\$48,300	39	\$41,411	46	\$25,701	12	\$34,480
TOTAL	995	\$52,040	307	\$74,340	150	\$54,438	88	\$45,267	106	\$32,708	344	\$38,785

Source: IPEDS Salaries Of Full-Time Instructional Faculty

Note: Salaries at Maharishi International University have been excluded from all averages.

177

FEMALE FACULTY / SALARY INFORMATION
 12 - MONTH FACULTY
 1991-1992

Institution	TOTAL		PROFESSOR		ASSOCIATE PROFESSOR		ASSISTANT PROFESSOR		INSTRUCTOR		LECTURER/ OTHER	
	MEAN		MEAN		MEAN		MEAN		MEAN		MEAN	
	N	SALARY	N	SALARY	N	SALARY	N	SALARY	N	SALARY	N	SALARY
IOWA STATE UNIVERSITY	35	\$60,513	10	\$75,943	13	\$60,071	11	\$48,823	1	\$40,547	0	\$0
UNIVERSITY OF IOWA	36	\$52,076	1	\$69,582	18	\$58,679	15	\$45,248	2	\$35,100	0	\$0
UNIVERSITY OF NORTHERN IOWA	7	\$45,800	2	\$61,197	1	\$52,000	1	\$46,000	3	\$33,402	0	\$0
Regents' Universities Average	78	\$55,298	13	\$73,185	32	\$59,036	27	\$46,732	6	\$35,158	0	\$0
BRIAR CLIFF COLLEGE	0	\$0	0	\$0	0	\$0	0	\$0	0	\$0	0	\$0
BUENA VISTA COLLEGE	0	\$0	0	\$0	0	\$0	0	\$0	0	\$0	0	\$0
CENTRAL COLLEGE (C.U.I.)	0	\$0	0	\$0	0	\$0	0	\$0	0	\$0	0	\$0
CLARKE COLLEGE	0	\$0	0	\$0	0	\$0	0	\$0	0	\$0	0	\$0
COE COLLEGE	0	\$0	0	\$0	0	\$0	0	\$0	0	\$0	0	\$0
CORNELL COLLEGE	0	\$0	0	\$0	0	\$0	0	\$0	0	\$0	0	\$0
DIVINE WORD COLLEGE	0	\$0	0	\$0	0	\$0	0	\$0	0	\$0	0	\$0
DORDT COLLEGE	0	\$0	0	\$0	0	\$0	0	\$0	0	\$0	0	\$0
DRAKE UNIVERSITY	9	\$52,844	1	\$44,100	3	\$59,455	4	\$55,251	1	\$32,125	0	\$0
GRACELAND COLLEGE	0	\$0	0	\$0	0	\$0	0	\$0	0	\$0	0	\$0
GRAND VIEW COLLEGE	0	\$0	0	\$0	0	\$0	0	\$0	0	\$0	0	\$0
GRINNELL COLLEGE	0	\$0	0	\$0	0	\$0	0	\$0	0	\$0	0	\$0
IOWA WESLEYAN COLLEGE	1	\$22,000	0	\$0	1	\$22,000	0	\$0	0	\$0	0	\$0
LORAS COLLEGE	0	\$0	0	\$0	0	\$0	0	\$0	0	\$0	0	\$0
LUTHER COLLEGE	2	\$49,732	1	\$51,356	1	\$48,108	0	\$0	0	\$0	0	\$0
MAHARISHI INTERNATIONAL U.	0	\$0	0	\$0	0	\$0	0	\$0	0	\$0	0	\$0
MORNINGSIDE COLLEGE	0	\$0	0	\$0	0	\$0	0	\$0	0	\$0	0	\$0
MOUNT MERCY COLLEGE	1	\$44,598	0	\$0	1	\$44,598	0	\$0	0	\$0	0	\$0
MOUNT ST. CLARE COLLEGE	0	\$0	0	\$0	0	\$0	0	\$0	0	\$0	0	\$0
NORTHWESTERN COLLEGE	0	\$0	0	\$0	0	\$0	0	\$0	0	\$0	0	\$0
SAINT AMBROSE UNIVERSITY	2	\$33,445	0	\$0	0	\$0	1	\$35,390	1	\$31,500	0	\$0
SIMPSON COLLEGE	0	\$0	0	\$0	0	\$0	0	\$0	0	\$0	0	\$0
TEIKYO MARYCREST UNIVERSITY	0	\$0	0	\$0	0	\$0	0	\$0	0	\$0	0	\$0

Source: IPEDS Salaries of Full-Time Instructional Faculty

Note: Salaries at Maharishi International University have been excluded from all averages.

FEMALE FACULTY / SALARY INFORMATION
 12 - MONTH FACULTY
 1991-1992

Institution	TOTAL		PROFESSOR		ASSOCIATE PROFESSOR		ASSISTANT PROFESSOR		INSTRUCTOR		LECTURER/ OTHER	
	N	MEAN	N	MEAN	N	MEAN	N	MEAN	N	MEAN	N	MEAN
		SALARY		SALARY		SALARY		SALARY		SALARY		SALARY
TEIKYO WESTMAR UNIVERSITY	0	\$0	0	\$0	0	\$0	0	\$0	0	\$0	0	\$0
UNIVERSITY OF DUBUQUE	0	\$0	0	\$0	0	\$0	0	\$0	0	\$0	0	\$0
UPPER IOWA UNIVERSITY	0	\$0	0	\$0	0	\$0	0	\$0	0	\$0	0	\$0
WARTBURG COLLEGE	0	\$0	0	\$0	0	\$0	0	\$0	0	\$0	0	\$0
WILLIAM PENN COLLEGE	0	\$0	0	\$0	0	\$0	0	\$0	0	\$0	0	\$0
Independent 4-Yr. Average	15	\$47,236	2	\$47,728	6	\$48,845	5	\$51,279	2	\$31,812	0	\$0
DES MOINES AREA COMM COLLEGE	31	\$41,102	0	\$0	0	\$0	0	\$0	0	\$0	31	\$41,102
EASTERN IOWA COMMUNITY COLLEGE	24	\$38,366	0	\$0	0	\$0	0	\$0	24	\$38,366	0	\$0
HAWKEYE COMMUNITY COLLEGE	19	\$35,653	0	\$0	0	\$0	0	\$0	0	\$0	19	\$35,653
INDIAN HILLS COMMUNITY COLLEGE	6	\$33,292	0	\$0	0	\$0	0	\$0	0	\$0	6	\$33,292
IOWA CENTRAL COMMUNITY COLLEGE	16	\$36,668	0	\$0	0	\$0	0	\$0	16	\$36,668	0	\$0
IOWA LAKES COMMUNITY COLLEGE	14	\$31,438	0	\$0	0	\$0	0	\$0	0	\$0	14	\$31,438
IOWA VALLEY COMMUNITY COLLEGE	11	\$34,110	4	\$40,312	4	\$32,408	2	\$28,486	1	\$27,361	0	\$0
IOWA WESTERN COMMUNITY COLLEGE	18	\$33,388	4	\$36,819	5	\$35,552	6	\$31,900	3	\$28,184	0	\$0
KIRKWOOD COMMUNITY COLLEGE	37	\$37,515	0	\$0	0	\$0	0	\$0	0	\$0	37	\$37,515
NORTH IOWA AREA COMM COLLEGE	6	\$38,852	0	\$0	0	\$0	0	\$0	6	\$38,852	0	\$0
NORTHEAST IOWA COMMUNITY COLLEGE	4	\$33,353	0	\$0	0	\$0	0	\$0	0	\$0	4	\$33,353
NORTHWEST IOWA COMMUNITY COLLEGE	5	\$32,103	0	\$0	0	\$0	0	\$0	0	\$0	5	\$32,103
SOUTHEASTERN COMMUNITY COLLEGE	10	\$39,034	0	\$0	0	\$0	0	\$0	10	\$39,034	0	\$0
SOUTHWESTERN COMMUNITY COLLEGE	8	\$27,571	0	\$0	0	\$0	0	\$0	0	\$0	8	\$27,571
WESTERN IOWA TECH	6	\$34,626	0	\$0	0	\$0	0	\$0	0	\$0	6	\$34,626
Community Colleges Average	215	\$36,320	8	\$38,566	9	\$34,155	8	\$31,046	60	\$37,381	130	\$36,167
ALLEN MEMORIAL NURSING SCHOOL	0	\$0	0	\$0	0	\$0	0	\$0	0	\$0	0	\$0
AMERICAN INSTITUTE OF BUSINESS	18	\$32,563	0	\$0	0	\$0	0	\$0	0	\$0	18	\$32,563
AMERICAN INSTITUTE OF COMMERCE	24	\$20,822	0	\$0	0	\$0	0	\$0	24	\$20,822	0	\$0

Source: IPEDS Salaries Of Full-Time Instructional Faculty

Note: Salaries at Maharishi International University have been excluded from all averages.

FEMALE FACULTY / SALARY INFORMATION
 12 - MONTH FACULTY
 1991-1992

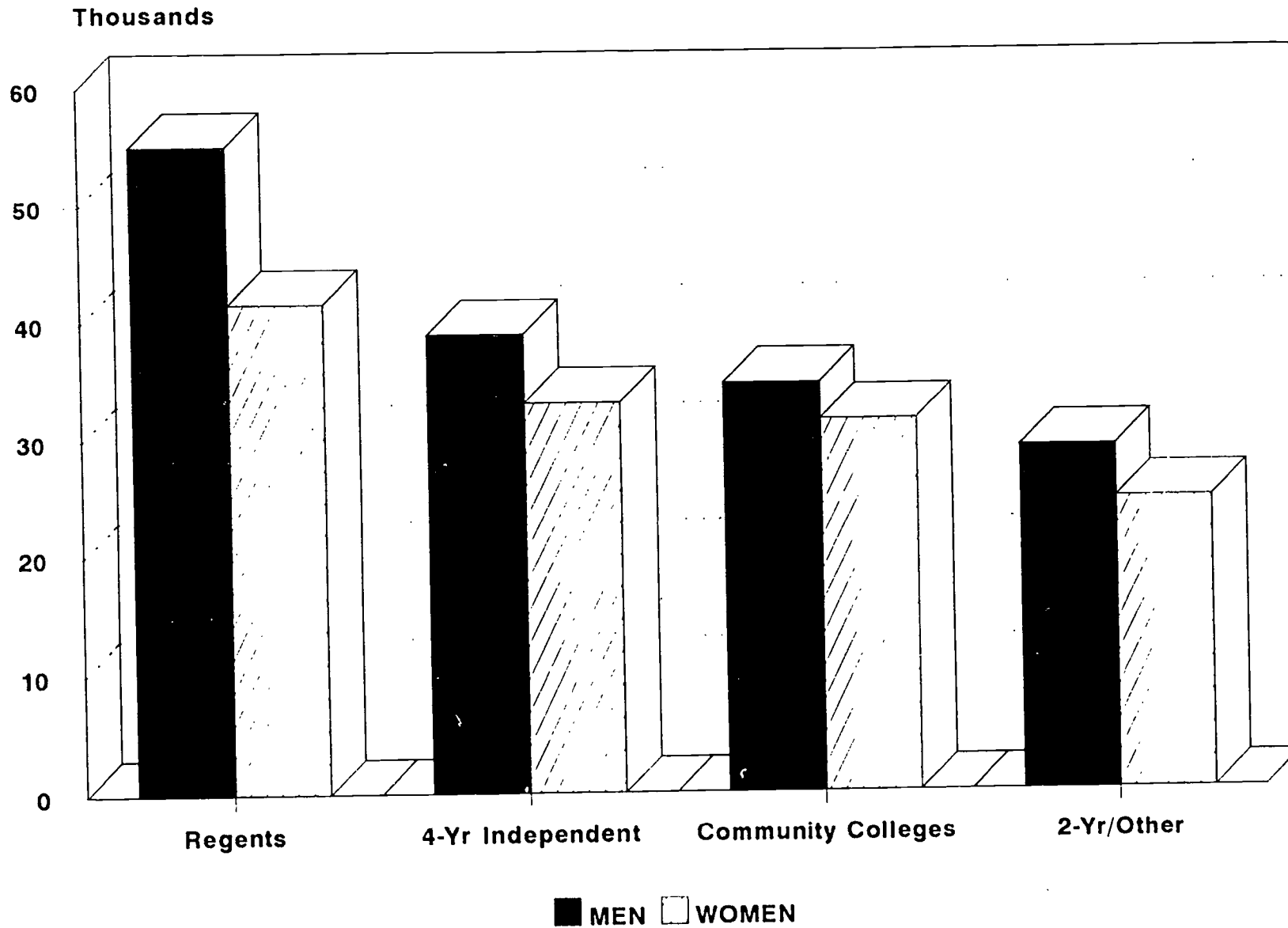
Institution	TOTAL		PROFESSOR		ASSOCIATE PROFESSOR		ASSISTANT PROFESSOR		INSTRUCTOR		LECTURER/ OTHER	
	N	MEAN SALARY	N	MEAN SALARY	N	MEAN SALARY	N	MEAN SALARY	N	MEAN SALARY	N	MEAN SALARY
FAITH BAPTIST BIBLE COLLEGE	3	\$22,439	0	\$0	1	\$23,038	2	\$22,140	0	\$0	0	\$0
HAMILTON BUSINESS COLLEGE	21	\$17,237	0	\$0	0	\$0	0	\$0	21	\$17,237	0	\$0
IOWA METHODIST NURSING SCHOOL	17	\$31,111	0	\$0	0	\$0	0	\$0	0	\$0	17	\$31,111
JENNIE EDMUNDSON NURSING SCHOOL	0	\$0	0	\$0	0	\$0	0	\$0	0	\$0	0	\$0
MERCY HOSPITAL NURSING SCHOOL	0	\$0	0	\$0	0	\$0	0	\$0	0	\$0	0	\$0
PALMER COLLEGE OF CHIROPRACTIC	29	\$35,728	3	\$49,913	6	\$40,199	10	\$33,762	10	\$30,756	0	\$0
SAINT LUKE'S SCHOOL OF NURSING	14	\$31,671	0	\$0	0	\$0	0	\$0	14	\$31,671	0	\$0
SPENCER COLLEGE	5	\$20,737	0	\$0	0	\$0	0	\$0	5	\$20,737	0	\$0
U. OF OSTEOPATHIC MEDICINE	26	\$53,817	4	\$68,561	9	\$58,410	8	\$51,197	5	\$37,947	0	\$0
WALDORF COLLEGE	0	\$0	0	\$0	0	\$0	0	\$0	0	\$0	0	\$0
Independent 2-Yr/Other Average	157	\$32,016	7	\$60,569	16	\$49,370	20	\$39,574	79	\$24,127	35	\$31,858
TOTAL	465	\$38,402	30	\$59,312	63	\$52,056	60	\$42,637	147	\$30,092	165	\$35,253

Source: IPEDS Salaries of Full-Time Instructional Faculty

Note: Salaries at Maharishi International University have been excluded from all averages.

AVERAGE FACULTY SALARIES

9 - Month Contracts
1992 - 1993 Academic Year



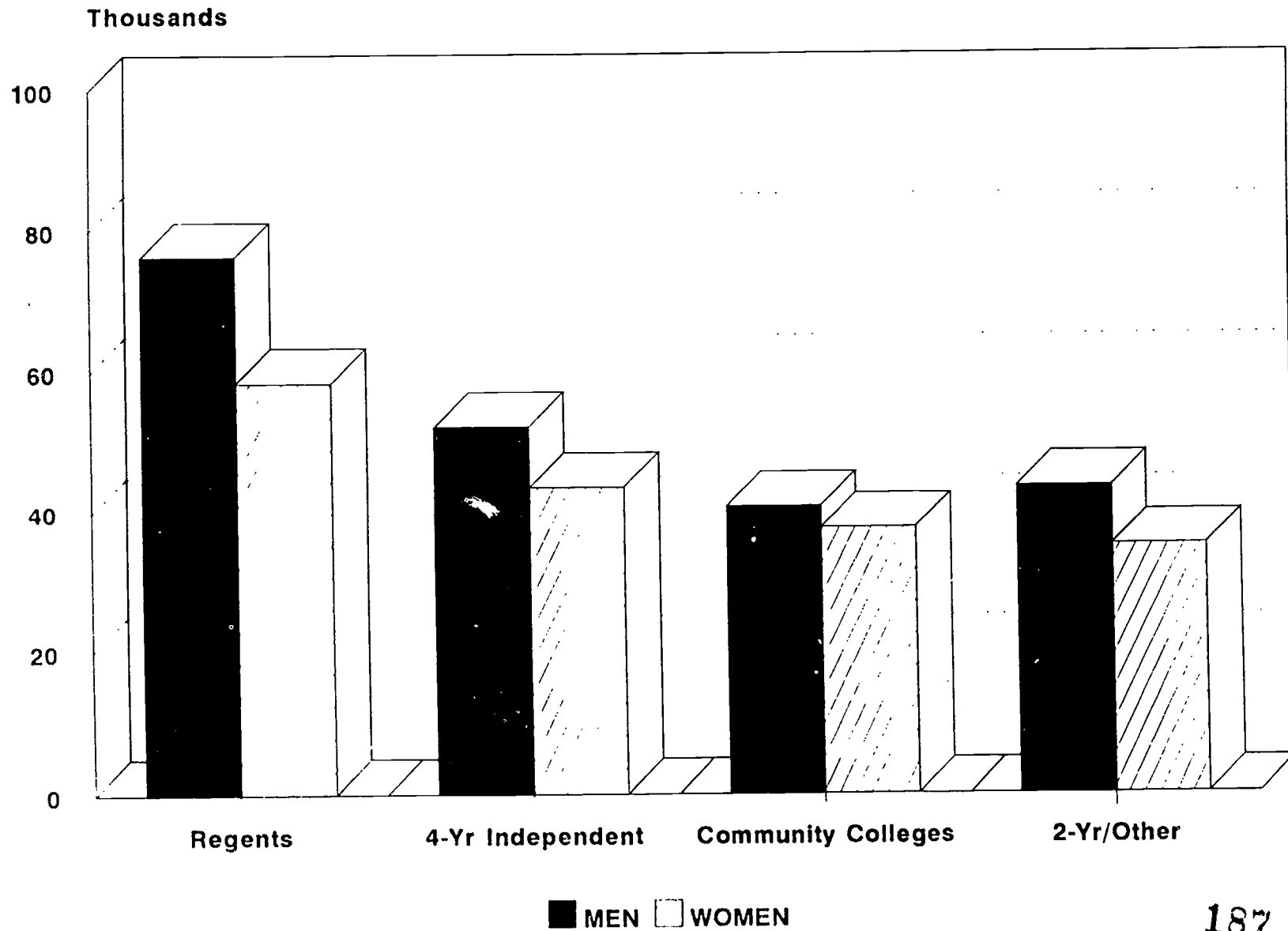
Averages exclude Maharishi International University

185

184

AVERAGE FACULTY SALARIES

12 - Month Contracts
1992 - 1993 Academic Year



187

Averages exclude Maharishi International University

186

AVERAGE FACULTY SALARIES BY TYPE OF IOWA INSTITUTION
1988 TO 1993
9-10 MONTH CONTRACTS

	IOWA REGENT UNIVERSITIES			IOWA 4-YR INDEPENDENT COLLEGES			IOWA COMMUNITY COLLEGES		
	1988	1993	PERCENT	1988	1993	PERCENT	1988	1993	PERCENT
			CHANGE			CHANGE			CHANGE
PROFESSORS									
MEN	47,982	66,974	39.58%	34,605	47,242	36.52%	29,898	38,436	28.56%
WOMEN	43,279	60,890	40.69%	29,651	42,278	42.59%	26,709	35,504	32.93%
ASSOCIATE PROFESSORS									
MEN	37,218	50,546	35.81%	27,629	37,183	34.58%	25,518	33,488	31.23%
WOMEN	33,643	44,628	32.65%	26,737	35,868	34.15%	24,216	31,053	28.23%
ASSISTANT PROFESSORS									
MEN	32,298	42,034	30.14%	24,207	32,321	33.52%	24,950	31,474	26.15%
WOMEN	27,922	38,204	36.82%	22,820	30,947	35.61%	22,159	28,568	28.92%
INSTRUCTORS									
MEN	23,207	29,432	26.82%	21,390	26,893	25.73%	24,278	36,391	49.89%
WOMEN	21,144	27,980	32.33%	20,559	26,254	27.70%	20,472	31,724	54.96%
OTHER									
MEN	---	---	---	25,241	33,619	33.19%	27,003	33,242	23.10%
WOMEN	---	---	---	18,827	27,168	44.30%	24,162	31,535	30.51%
TOTAL									
MEN	39,679	55,013	38.65%	29,190	38,885	33.21%	26,130	34,648	32.60%
WOMEN	29,715	41,554	39.84%	24,141	33,089	37.07%	23,749	31,531	32.77%

AVERAGE FACULTY SALARIES BY TYPE OF IOWA INSTITUTION
 COMPARED TO NATIONAL AVERAGES
 1992-93

	IOWA REGENT UNIVERSITIES		IOWA 4-YR INDEPENDENT COLLEGES		IOWA COMMUNITY COLLEGES		IOWA 2-YR INDEP./OTHER COLLEGES	
	9-MONTH	NATIONAL AVERAGES*	9-MONTH	NATIONAL AVERAGES*	9-MONTH	NATIONAL AVERAGES*	9-MONTH	NATIONAL AVERAGES*
PROFESSORS	66,307	63,250	46,505	54,620	37,981	47,820	34,020	36,710
ASSOCIATE PROFESSORS	49,044	45,840	36,765	41,710	32,489	39,760	30,343	31,800
ASSISTANT PROFESSORS	40,358	38,880	31,736	34,400	30,207	34,300	24,320	27,100
INSTRUCTORS	28,600	27,170	26,577	27,480	34,608	28,850	31,430	21,950
OTHER **	---	33,020	30,716	37,190	32,394	29,950	17,942	25,465
TOTAL	51,265	50,070	37,028	42,420	33,285	38,320	25,870	29,000

* NATIONAL AVERAGE DATA SUPPLIED BY AAUP FOR 9-10 MONTH CONTRACTS.

** AVERAGE SALARY DATA FOR OTHER RANK WAS COMPUTED BY AVERAGING THE SALARIES FOR LECTURER AND NO RANK POSITIONS.

NOTE: SEE DETAILED TABLES FOR SCHOOLS LISTED IN EACH CATEGORY.

FACULTY TENURE BY RANK
1992-1993

Institution	Professor		Associate Professor		Assistant Professor		Instructors		Lecturers or No Academic Rank		Other		Total	
	Total	%	Total	%	Total	%	Total	%	Total	%	Total	%	Total	%
	Tenured	Tenured	Tenured	Tenured	Tenured	Tenured	Tenured	Tenured	Tenured	Tenured	Tenured	Tenured	Tenured	Tenured
IOWA STATE UNIVERSITY	474	98.8%	335	97.4%	44	15.2%	0	0.0%	0	0.0%	0	0.0%	853	71.3%
UNIVERSITY OF IOWA	466	99.4%	281	94.3%	14	5.6%	0	0.0%	0	0.0%	0	0.0%	761	73.9%
UNIVERSITY OF NORTHERN IOWA	164	98.8%	124	89.9%	66	29.3%	15	17.4%	0	0.0%	0	0.0%	369	60.0%
Regents' Universities Total	1,104	99.0%	740	94.9%	124	16.2%	15	8.3%	0	0.0%	0	0.0%	1,983	69.8%
BRIAR CLIFF COLLEGE	17	100.0%	11	84.6%	0	0.0%	3	50.0%	0	0.0%	0	0.0%	31	51.7%
BUENA VISTA COLLEGE	18	100.0%	11	84.6%	6	18.8%	0	0.0%	0	0.0%	0	0.0%	35	50.0%
CENTRAL COLLEGE (C.U.I.)	22	100.0%	34	97.1%	3	12.0%	0	0.0%	0	0.0%	0	0.0%	59	67.0%
CLARKE COLLEGE	8	80.0%	7	70.0%	5	20.8%	0	0.0%	0	0.0%	0	0.0%	20	38.5%
COE COLLEGE	27	100.0%	21	95.5%	4	20.0%	0	0.0%	0	0.0%	0	0.0%	52	74.3%
CORNELL COLLEGE	29	100.0%	15	88.2%	0	0.0%	0	0.0%	0	0.0%	0	0.0%	44	57.9%
DIVINE WORD COLLEGE	0	0.0%	1	50.0%	0	0.0%	0	0.0%	0	0.0%	0	0.0%	1	5.6%
DORDT COLLEGE	25	96.2%	11	73.3%	1	5.6%	0	0.0%	0	0.0%	0	0.0%	37	53.6%
DRAKE UNIVERSITY	105	98.1%	45	80.4%	4	4.0%	0	0.0%	0	0.0%	0	0.0%	154	55.4%
GRACELAND COLLEGE	24	100.0%	7	63.6%	3	12.0%	0	0.0%	0	0.0%	0	0.0%	34	53.1%
GRAND VIEW COLLEGE	20	100.0%	17	63.0%	5	21.7%	0	0.0%	0	0.0%	0	0.0%	42	58.3%
GRINNELL COLLEGE	41	97.6%	33	100.0%	0	0.0%	0	0.0%	0	0.0%	0	0.0%	74	61.2%
IOWA WESLEYAN COLLEGE	5	83.3%	9	90.0%	7	50.0%	0	0.0%	0	0.0%	0	0.0%	21	52.5%
LORAS COLLEGE	36	100.0%	27	79.4%	5	15.6%	1	50.0%	0	0.0%	0	0.0%	69	66.3%
LUTHER COLLEGE	59	98.3%	32	97.0%	7	16.7%	0	0.0%	0	0.0%	0	0.0%	98	65.3%
MAHARISHI INTERNATIONAL U.	0	0.0%	0	0.0%	0	0.0%	0	0.0%	0	0.0%	0	0.0%	0	0.0%
MORNINGSIDE COLLEGE	20	100.0%	14	58.3%	2	10.0%	0	0.0%	0	0.0%	0	0.0%	36	55.4%
MOUNT MERCY COLLEGE	5	100.0%	18	90.0%	12	41.4%	0	0.0%	0	0.0%	0	0.0%	35	54.7%
MOUNT ST. CLARE COLLEGE	0	0.0%	0	0.0%	0	0.0%	0	0.0%	0	0.0%	0	0.0%	0	0.0%
NORTHWESTERN COLLEGE	8	100.0%	14	82.4%	5	20.8%	0	0.0%	0	0.0%	0	0.0%	27	47.4%
SAINT AMBROSE UNIVERSITY	24	88.9%	8	61.5%	7	17.5%	0	0.0%	0	0.0%	0	0.0%	39	44.3%
SIMPSON COLLEGE	24	100.0%	11	91.7%	6	31.6%	0	0.0%	0	0.0%	0	0.0%	41	60.3%
TEIKYO MARYCREST UNIVERSITY	6	100.0%	11	61.1%	6	26.1%	0	0.0%	0	0.0%	0	0.0%	23	46.9%
TEIKYO WESTMAR UNIVERSITY	5	71.4%	6	60.0%	2	11.8%	0	0.0%	0	0.0%	0	0.0%	13	28.9%

Source: IPEDS Salaries Of Full-Time Instructional Faculty

FACULTY TENURE BY RANK
1992-1993

Institution	Professor		Associate Professor		Assistant Professor		Instructors		Lecturers or No Academic Rank		Other		Total	
	Total	%	Total	%	Total	%	Total	%	Total	%	Total	%	Total	%
	Tenured	Tenured	Tenured	Tenured	Tenured	Tenured	Tenured	Tenured	Tenured	Tenured	Tenured	Tenured	Tenured	Tenured
UNIVERSITY OF DUBUQUE	17	94.4%	17	73.9%	1	7.7%	0	0.0%	0	0.0%	0	0.0%	35	61.4%
UPPER IOWA UNIVERSITY	4	100.0%	5	100.0%	0	0.0%	0	0.0%	0	0.0%	0	0.0%	9	32.1%
WARTBURG COLLEGE	26	100.0%	17	94.4%	7	21.2%	0	0.0%	0	0.0%	0	0.0%	50	59.5%
WILLIAM PENN COLLEGE	7	53.8%	7	70.0%	3	23.1%	0	0.0%	0	0.0%	0	0.0%	17	37.8%
Independent 4-Yr. Total	582	94.3%	409	78.1%	101	13.8%	4	2.0%	0	0.0%	0	0.0%	1,096	52.3%
DES MOINES AREA COMM. COLLEGE	0	0.0%	0	0.0%	0	0.0%	0	0.0%	0	0.0%	0	0.0%	0	0.0%
EASTERN IOWA COMMUNITY COLLEGE	0	0.0%	0	0.0%	0	0.0%	0	0.0%	0	0.0%	0	0.0%	0	0.0%
HAWKEYE COMMUNITY COLLEGE	0	0.0%	0	0.0%	0	0.0%	0	0.0%	0	0.0%	0	0.0%	0	0.0%
INDIAN HILLS COMMUNITY COLLEGE	0	0.0%	0	0.0%	0	0.0%	0	0.0%	0	0.0%	0	0.0%	0	0.0%
IOWA CENTRAL COMMUNITY COLLEGE	0	0.0%	0	0.0%	0	0.0%	0	0.0%	0	0.0%	0	0.0%	0	0.0%
IOWA LAKES COMMUNITY COLLEGE	0	0.0%	0	0.0%	0	0.0%	0	0.0%	0	0.0%	0	0.0%	0	0.0%
IOWA VALLEY COMMUNITY COLLEGE	0	0.0%	0	0.0%	0	0.0%	0	0.0%	0	0.0%	0	0.0%	0	0.0%
IOWA WESTERN COMMUNITY COLLEGE	0	0.0%	0	0.0%	0	0.0%	0	0.0%	0	0.0%	0	0.0%	0	0.0%
KIRKWOOD COMMUNITY COLLEGE	0	0.0%	0	0.0%	0	0.0%	0	0.0%	0	0.0%	0	0.0%	0	0.0%
NORTH IOWA AREA COMM. COLLEGE	0	0.0%	0	0.0%	0	0.0%	0	0.0%	0	0.0%	0	0.0%	0	0.0%
NORTHEAST IOWA COMMUNITY COLLEGE	0	0.0%	0	0.0%	0	0.0%	0	0.0%	0	0.0%	0	0.0%	0	0.0%
NORTHWEST IOWA COMMUNITY COLLEGE	0	0.0%	0	0.0%	0	0.0%	0	0.0%	0	0.0%	0	0.0%	0	0.0%
SOUTHEASTERN COMMUNITY COLLEGE	0	0.0%	0	0.0%	0	0.0%	0	0.0%	0	0.0%	0	0.0%	0	0.0%
SOUTHWESTERN COMMUNITY COLLEGE	0	0.0%	0	0.0%	0	0.0%	0	0.0%	0	0.0%	0	0.0%	0	0.0%
WESTERN IOWA TECH	0	0.0%	0	0.0%	0	0.0%	0	0.0%	0	0.0%	0	0.0%	0	0.0%
Community Colleges Total	0	0.0%	0	0.0%	0	0.0%	0	0.0%	0	0.0%	0	0.0%	0	0.0%
ALLEN MEMORIAL NURSING SCHOOL	0	0.0%	0	0.0%	0	0.0%	0	0.0%	0	0.0%	0	0.0%	0	0.0%
AMERICAN INSTITUTE OF BUSINESS	0	0.0%	0	0.0%	0	0.0%	0	0.0%	0	0.0%	0	0.0%	0	0.0%
AMERICAN INSTITUTE OF COMMERCE	0	0.0%	0	0.0%	0	0.0%	0	0.0%	0	0.0%	0	0.0%	0	0.0%
FAITH BAPTIST BIBLE COLLEGE	0	0.0%	0	0.0%	0	0.0%	0	0.0%	0	0.0%	0	0.0%	0	0.0%
HAMILTON BUSINESS COLLEGE	0	0.0%	0	0.0%	0	0.0%	0	0.0%	0	0.0%	0	0.0%	0	0.0%

Source: IPEDS Salaries Of Full-Time Instructional Faculty

FACULTY TENURE BY RANK
1992-1993

Institution	Professor		Associate Professor		Assistant Professor		Instructors		Lecturers or No Academic Rank		Other		Total	
	Total	%	Total	%	Total	%	Total	%	Total	%	Total	%	Total	%
	Tenured	Tenured	Tenured	Tenured	Tenured	Tenured	Tenured	Tenured	Tenured	Tenured	Tenured	Tenured	Tenured	Tenured
IOWA METHODIST NURSING SCHOOL	0	0.0%	0	0.0%	0	0.0%	0	0.0%	0	0.0%	0	0.0%	0	0.0%
JENNIE EDMUNDSON NURSING SCHOOL	0	0.0%	0	0.0%	0	0.0%	0	0.0%	0	0.0%	0	0.0%	0	0.0%
MERCY HOSPITAL NURSING SCHOOL	0	0.0%	0	0.0%	0	0.0%	0	0.0%	0	0.0%	0	0.0%	0	0.0%
PALMER COLLEGE OF CHIROPRACTIC	0	0.0%	0	0.0%	0	0.0%	0	0.0%	0	0.0%	0	0.0%	0	0.0%
SAINT LUKE'S SCHOOL OF NURSING	0	0.0%	0	0.0%	0	0.0%	0	0.0%	0	0.0%	0	0.0%	0	0.0%
SPENCER COLLEGE	0	0.0%	0	0.0%	0	0.0%	0	0.0%	0	0.0%	0	0.0%	0	0.0%
U. OF OSTEOPATHIC MEDICINE	20	90.9%	15	65.2%	1	3.8%	0	0.0%	1	100.0%	0	0.0%	37	45.7%
WALDORF COLLEGE	9	90.0%	5	100.0%	0	0.0%	0	0.0%	0	0.0%	0	0.0%	14	46.7%
Independent 2-Yr/Other Total	29	47.5%	20	35.7%	1	1.4%	0	0.0%	1	1.3%	0	0.0%	51	12.8%
TOTAL	1,715	91.9%	1,169	82.2%	226	14.0%	19	2.1%	1	0.1%	0	0.0%	3,130	45.1%

Source: IPEDS Salaries Of Full-Time Instructional Faculty

FACULTY / SALARY INFORMATION
TOTAL FACULTY
1992-1993

Institution	TOTAL		PROFESSOR		ASSOCIATE PROFESSOR		ASSISTANT PROFESSOR		INSTRUCTOR		LECTURER/ OTHER	
	N	MEAN	N	MEAN	N	MEAN	N	MEAN	N	MEAN	N	MEAN
		SALARY		SALARY		SALARY		SALARY		SALARY		SALARY
IOWA STATE UNIVERSITY	1,197	\$55,398	480	\$72,201	344	\$51,674	289	\$40,545	84	\$25,735	0	\$0
UNIVERSITY OF IOWA	1,030	\$59,003	469	\$71,830	298	\$52,289	252	\$44,169	11	\$33,846	0	\$0
UNIVERSITY OF NORTHERN IOWA	615	\$44,836	166	\$57,886	138	\$46,819	225	\$30,960	86	\$31,839	0	\$0
Regents' Universities Average	2,842	\$54,419	1,115	\$69,914	780	\$51,050	766	\$41,272	181	\$29,128	0	\$0
BRIAR CLIFF COLLEGE	60	\$30,604	17	\$35,916	13	\$31,473	24	\$28,166	6	\$23,426	0	\$0
BUENA VISTA COLLEGE	70	\$37,482	18	\$48,051	13	\$41,430	32	\$31,679	7	\$29,499	0	\$0
CENTRAL COLLEGE (C.U.I.)	88	\$38,670	22	\$46,291	35	\$39,959	25	\$33,039	6	\$26,676	0	\$0
CLARKE COLLEGE	52	\$32,144	10	\$42,726	10	\$35,099	24	\$28,974	8	\$24,734	0	\$0
COE COLLEGE	70	\$41,809	27	\$49,861	22	\$40,997	20	\$32,671	1	\$25,000	0	\$0
CORNELL COLLEGE	76	\$44,939	29	\$56,425	17	\$42,078	24	\$36,572	6	\$30,993	0	\$0
DIVINE WORD COLLEGE	18	\$22,901	1	\$34,776	2	\$23,505	11	\$23,414	4	\$18,221	0	\$0
DORDT COLLEGE	69	\$33,485	26	\$38,855	15	\$33,816	18	\$29,519	10	\$26,168	0	\$0
DRAKE UNIVERSITY	278	\$46,589	107	\$56,834	56	\$43,554	100	\$39,632	15	\$31,227	0	\$0
GRACELAND COLLEGE	64	\$32,720	24	\$38,751	11	\$31,923	25	\$28,358	2	\$26,666	2	\$25,333
GRAND VIEW COLLEGE	72	\$31,623	20	\$37,296	27	\$30,916	23	\$28,372	2	\$21,816	0	\$0
GRINNELL COLLEGE	121	\$48,592	42	\$61,701	33	\$47,273	42	\$37,017	3	\$38,633	1	\$57,560
IOWA WESLEYAN COLLEGE	40	\$22,679	6	\$26,687	10	\$24,094	14	\$21,625	8	\$20,412	2	\$20,034
LORAS COLLEGE	104	\$35,936	36	\$40,686	34	\$35,682	32	\$31,515	2	\$25,500	0	\$0
LUTHER COLLEGE	150	\$38,935	60	\$47,369	33	\$37,246	42	\$31,776	15	\$28,960	0	\$0
MAHARISHI INTERNATIONAL U.	100	\$4,647	14	\$7,200	23	\$6,142	38	\$4,193	25	\$2,532	0	\$0
MORNINGSIDE COLLEGE	65	\$33,134	20	\$37,750	24	\$32,418	20	\$29,535	1	\$30,000	0	\$0
MOUNT MERCY COLLEGE	64	\$32,334	5	\$37,514	20	\$35,377	29	\$31,198	10	\$26,955	0	\$0
MOUNT ST. CLARE COLLEGE	15	\$30,253	0	\$0	0	\$0	0	\$0	0	\$0	15	\$30,253
NORTHWESTERN COLLEGE	57	\$32,747	8	\$41,516	17	\$35,802	24	\$29,919	8	\$25,973	0	\$0
SAINT AMBROSE UNIVERSITY	88	\$35,740	27	\$41,560	13	\$36,716	40	\$32,339	6	\$33,308	2	\$26,148
SIMPSON COLLEGE	68	\$38,914	24	\$48,471	12	\$39,359	19	\$32,275	13	\$30,563	0	\$0
TEIKYO MARYCREST UNIVERSITY	49	\$31,437	6	\$39,040	18	\$33,119	23	\$28,784	2	\$23,993	0	\$0

Source: IPEDS Salaries Of Full-Time Instructional Faculty

Note: Salaries at Maharishi International University have been excluded from all averages.

Includes faculty on 9/10 month, 11/12 month, and other length contracts.

FACULTY / SALARY INFORMATION
TOTAL FACULTY
1992-1993

Institution	TOTAL		PROFESSOR		ASSOCIATE PROFESSOR		ASSISTANT PROFESSOR		INSTRUCTOR		LECTURER/ OTHER	
	N	MEAN SALARY	N	MEAN SALARY	N	MEAN SALARY	N	MEAN SALARY	N	MEAN SALARY	N	MEAN SALARY
TEIKYO WESTMAR UNIVERSITY	45	\$28,860	7	\$37,733	10	\$30,113	17	\$27,810	11	\$23,695	0	\$0
UNIVERSITY OF DUBUQUE	57	\$31,969	18	\$34,319	23	\$31,934	13	\$30,694	3	\$23,666	0	\$0
UPPER IOWA UNIVERSITY	28	\$29,577	4	\$38,037	5	\$32,644	9	\$27,466	10	\$26,560	0	\$0
WARTBURG COLLEGE	84	\$35,500	26	\$43,338	18	\$36,895	33	\$30,832	7	\$24,807	0	\$0
WILLIAM PENN COLLEGE	45	\$30,313	13	\$38,345	10	\$30,095	13	\$27,763	9	\$22,635	0	\$0
Independent 4-Yr. Average	2,097	\$37,284	617	\$46,796	524	\$37,008	734	\$32,092	200	\$26,900	22	\$29,745
DES MOINES AREA COMM. COLLEGE	245	\$38,843	0	\$0	0	\$0	0	\$0	0	\$0	245	\$38,843
EASTERN IOWA COMMUNITY COLLEGE	150	\$34,384	0	\$0	0	\$0	0	\$0	150	\$34,384	0	\$0
HAWKEYE COMMUNITY COLLEGE	111	\$34,551	0	\$0	0	\$0	0	\$0	0	\$0	111	\$34,551
INDIAN HILLS COMMUNITY COLLEGE	119	\$32,891	0	\$0	0	\$0	0	\$0	0	\$0	119	\$32,891
IOWA CENTRAL COMMUNITY COLLEGE	84	\$35,303	11	\$36,229	3	\$39,470	14	\$34,137	56	\$35,190	0	\$0
IOWA LAKES COMMUNITY COLLEGE	70	\$33,480	0	\$0	0	\$0	0	\$0	0	\$0	70	\$33,480
IOWA VALLEY COMMUNITY COLLEGE	78	\$34,701	35	\$39,550	28	\$32,472	12	\$27,970	3	\$25,860	0	\$0
IOWA WESTERN COMMUNITY COLLEGE	107	\$32,771	27	\$39,554	32	\$35,377	22	\$30,334	26	\$24,585	0	\$0
KIRKWOOD COMMUNITY COLLEGE	222	\$37,312	0	\$0	0	\$0	0	\$0	0	\$0	222	\$37,312
NORTH IOWA AREA COMM. COLLEGE	84	\$37,890	0	\$0	0	\$0	0	\$0	84	\$37,890	0	\$0
NORTHEAST IOWA COMMUNITY COLLEGE	100	\$33,279	0	\$0	0	\$0	0	\$0	0	\$0	100	\$33,279
NORTHWEST IOWA COMMUNITY COLLEGE	36	\$33,310	0	\$0	0	\$0	0	\$0	0	\$0	36	\$33,310
SOUTHEASTERN COMMUNITY COLLEGE	82	\$42,750	0	\$0	0	\$0	0	\$0	82	\$42,750	0	\$0
SOUTHWESTERN COMMUNITY COLLEGE	42	\$29,847	0	\$0	0	\$0	0	\$0	0	\$0	42	\$29,847
WESTERN IOWA TECH	67	\$31,722	0	\$0	0	\$0	0	\$0	0	\$0	67	\$31,722
Community Colleges Average	1,597	\$35,581	73	\$39,051	63	\$34,281	48	\$30,852	401	\$36,243	1,012	\$35,374
ALLEN MEMORIAL NURSING SCHOOL	6	\$35,820	0	\$0	0	\$0	0	\$0	6	\$35,820	0	\$0
AMERICAN INSTITUTE OF BUSINESS	28	\$34,739	0	\$0	0	\$0	0	\$0	0	\$0	28	\$34,739
AMERICAN INSTITUTE OF COMMERCE	25	\$25,197	0	\$0	0	\$0	0	\$0	25	\$25,197	0	\$0

Source: IPEDS Salaries Of Full-Time Instructional Faculty

Note: Salaries at Maharishi International University have been excluded from all averages.
Includes faculty on 9/10 month, 11/12 month, and other length contracts.

FACULTY / SALARY INFORMATION
TOTAL FACULTY
1992-1993

Institution	TOTAL		PROFESSOR		ASSOCIATE PROFESSOR		ASSISTANT PROFESSOR		INSTRUCTOR		LECTURER/ OTHER	
	N	MEAN	N	MEAN	N	MEAN	N	MEAN	N	MEAN	N	MEAN
		SALARY		SALARY		SALARY		SALARY		SALARY		SALARY
FAITH BAPTIST BIBLE COLLEGE	14	\$24,566	8	\$25,665	1	\$23,038	5	\$23,113	0	\$0	0	\$0
HAMILTON BUSINESS COLLEGE	35	\$15,801	0	\$0	0	\$0	0	\$0	23	\$20,720	12	\$6,373
IOWA METHODIST NURSING SCHOOL	35	\$19,630	0	\$0	0	\$0	0	\$0	0	\$0	35	\$19,630
JENNIE EDMUNDSON NURSING SCHOOL	8	\$33,522	0	\$0	0	\$0	0	\$0	8	\$33,522	0	\$0
MERCY HOSPITAL NURSING SCHOOL	15	\$30,972	0	\$0	0	\$0	0	\$0	15	\$30,972	0	\$0
PALMER COLLEGE OF CHIROPRACTIC	102	\$39,600	21	\$50,741	27	\$43,296	27	\$35,648	27	\$31,191	0	\$0
SAINT LUKE'S SCHOOL OF NURSING	14	\$30,202	0	\$0	0	\$0	0	\$0	14	\$30,202	0	\$0
SPENCER COLLEGE	4	\$25,311	0	\$0	0	\$0	0	\$0	4	\$25,311	0	\$0
U. OF OSTEOPATHIC MEDICINE	81	\$57,628	22	\$72,362	23	\$57,655	26	\$51,444	9	\$40,767	1	\$45,379
WALDORF COLLEGE	30	\$28,506	10	\$34,020	5	\$30,343	14	\$24,320	1	\$22,779	0	\$0
Independent 2-Yr/Other Average	397	\$35,820	61	\$52,509	56	\$47,675	72	\$38,279	132	\$28,864	76	\$23,442
TOTAL	6,933	\$43,928	1,866	\$60,597	1,423	\$45,135	1,620	\$36,781	914	\$31,859	1,110	\$34,446

Source: IPEDS Salaries Of Full-Time Instructional Faculty

Note: Salaries at Maharishi International University have been excluded from all averages.
Includes faculty on 9/10 month, 11/12 month, and other length contracts.

FACULTY / SALARY INFORMATION
 9 - MONTH FACULTY
 1992-1993

Institution	TOTAL		PROFESSOR		ASSOCIATE PROFESSOR		ASSISTANT PROFESSOR		INSTRUCTOR		LECTURER/ OTHER	
	N	MEAN SALARY	N	MEAN SALARY	N	MEAN SALARY	N	MEAN SALARY	N	MEAN SALARY	N	MEAN SALARY
IOWA STATE UNIVERSITY	951	\$50,479	316	\$66,933	282	\$49,533	273	\$39,885	80	\$24,969	0	\$0
UNIVERSITY OF IOWA	876	\$56,691	398	\$69,369	251	\$49,745	219	\$42,452	8	\$33,647	0	\$0
UNIVERSITY OF NORTHERN IOWA	604	\$44,633	161	\$57,507	137	\$46,754	223	\$38,880	83	\$31,613	0	\$0
Regents' Universities Average	2,431	\$51,265	875	\$66,307	670	\$49,044	715	\$40,358	171	\$28,600	0	\$0
BRIAR CLIFF COLLEGE	60	\$30,604	17	\$35,916	13	\$31,473	24	\$28,166	6	\$23,426	0	\$0
BUENA VISTA COLLEGE	69	\$37,578	17	\$49,063	13	\$41,430	32	\$31,679	7	\$29,499	0	\$0
CENTRAL COLLEGE (C.U.I.)	88	\$38,670	22	\$46,291	35	\$39,959	25	\$33,039	6	\$26,676	0	\$0
CLARKE COLLEGE	52	\$32,144	10	\$42,726	10	\$35,099	24	\$28,974	8	\$24,734	0	\$0
COE COLLEGE	70	\$41,809	27	\$49,861	22	\$40,997	20	\$32,671	1	\$25,000	0	\$0
CORNELL COLLEGE	76	\$44,939	29	\$56,425	17	\$42,078	24	\$36,572	6	\$30,993	0	\$0
DIVINE WORD COLLEGE	18	\$22,901	1	\$34,776	2	\$23,505	11	\$23,414	4	\$18,221	0	\$0
DORDT COLLEGE	69	\$33,485	26	\$38,855	15	\$33,816	18	\$29,519	10	\$26,168	0	\$0
GRACE UNIVERSITY	254	\$45,407	100	\$55,725	51	\$42,095	89	\$37,970	14	\$31,045	0	\$0

FACULTY / SALARY INFORMATION
9 - MONTH FACULTY
1992-1993

Institution	TOTAL		PROFESSOR		ASSOCIATE PROFESSOR		ASSISTANT PROFESSOR		INSTRUCTOR		LECTURER/ OTHER	
	N	MEAN	N	MEAN	N	MEAN	N	MEAN	N	MEAN	N	MEAN
		SALARY		SALARY		SALARY		SALARY		SALARY		SALARY
TEIKYO WESTMAR UNIVERSITY	45	\$28,860	7	\$37,733	10	\$30,113	17	\$27,810	11	\$23,695	0	\$0
UNIVERSITY OF DUBUQUE	57	\$31,969	18	\$34,319	23	\$31,934	13	\$30,694	3	\$23,666	0	\$0
UPPER IOWA UNIVERSITY	28	\$29,577	4	\$38,037	5	\$32,644	9	\$27,466	10	\$26,560	0	\$0
WARTBURG COLLEGE	84	\$35,500	26	\$43,338	18	\$36,895	33	\$30,832	7	\$24,807	0	\$0
WILLIAM PENN COLLEGE	45	\$30,313	13	\$38,345	10	\$30,095	13	\$27,763	9	\$22,635	0	\$0
Independent 4-Yr. Average	2,053	\$37,028	607	\$46,505	514	\$36,765	719	\$31,736	193	\$26,577	20	\$30,716
DES MOINES AREA COMM COLLEGE	150	\$35,288	0	\$0	0	\$0	0	\$0	0	\$0	150	\$35,288
EASTERN IOWA COMMUNITY COLLEGE	104	\$32,296	0	\$0	0	\$0	0	\$0	104	\$32,296	0	\$0
HAWKEYE COMMUNITY COLLEGE	61	\$31,192	0	\$0	0	\$0	0	\$0	0	\$0	61	\$31,192
INDIAN HILLS COMMUNITY COLLEGE	73	\$30,455	0	\$0	0	\$0	0	\$0	0	\$0	73	\$30,455
IOWA CENTRAL COMMUNITY COLLEGE	61	\$34,019	11	\$36,229	3	\$39,470	14	\$34,137	33	\$32,738	0	\$0
IOWA LAKES COMMUNITY COLLEGE	28	\$33,238	0	\$0	0	\$0	0	\$0	0	\$0	28	\$33,238
IOWA VALLEY COMMUNITY COLLEGE	58	\$33,715	26	\$38,190	20	\$32,087	10	\$27,212	2	\$24,345	0	\$0
IOWA WESTERN COMMUNITY COLLEGE	74	\$30,807	21	\$38,641	16	\$31,683	15	\$28,537	22	\$24,239	0	\$0
KIRKWOOD COMMUNITY COLLEGE	86	\$33,634	0	\$0	0	\$0	0	\$0	0	\$0	86	\$33,634
NORTH IOWA AREA COMM COLLEGE	69	\$37,126	0	\$0	0	\$0	0	\$0	69	\$37,126	0	\$0
NORTHEAST IOWA COMMUNITY COLLEGE	79	\$31,769	0	\$0	0	\$0	0	\$0	0	\$0	79	\$31,769
NORTHWEST IOWA COMMUNITY COLLEGE	13	\$27,209	0	\$0	0	\$0	0	\$0	0	\$0	13	\$27,209
SOUTHEASTERN COMMUNITY COLLEGE	58	\$41,111	0	\$0	0	\$0	0	\$0	58	\$41,111	0	\$0
SOUTHWESTERN COMMUNITY COLLEGE	27	\$30,224	0	\$0	0	\$0	0	\$0	0	\$0	27	\$30,224
WESTERN IOWA TECH	47	\$28,695	0	\$0	0	\$0	0	\$0	0	\$0	47	\$28,695
Community Colleges Average	988	\$33,285	58	\$37,981	39	\$32,489	39	\$30,207	288	\$34,608	564	\$32,394
ALLEN MEMORIAL NURSING SCHOOL	6	\$35,820	0	\$0	0	\$0	0	\$0	6	\$35,820	0	\$0
AMERICAN INSTITUTE OF BUSINESS	0	\$0	0	\$0	0	\$0	0	\$0	0	\$0	0	\$0
AMERICAN INSTITUTE OF COMMERCE	0	\$0	0	\$0	0	\$0	0	\$0	0	\$0	0	\$0

Source: IPEDS Salaries Of Full-Time Instructional Faculty

Note: Salaries at Maharishi International University have been excluded from all averages.

FACULTY / SALARY INFORMATION
 9 - MONTH FACULTY
 1992-1993

Institution	TOTAL		PROFESSOR		ASSOCIATE PROFESSOR		ASSISTANT PROFESSOR		INSTRUCTOR		LECTURER/ OTHER	
	N	MEAN SALARY	N	MEAN SALARY	N	MEAN SALARY	N	MEAN SALARY	N	MEAN SALARY	N	MEAN SALARY
FAITH BAPTIST BIBLE COLLEGE	0	\$0	0	\$0	0	\$0	0	\$0	0	\$0	0	\$0
HAMILTON BUSINESS COLLEGE	0	\$0	0	\$0	0	\$0	0	\$0	0	\$0	0	\$0
IOWA METHODIST NURSING SCHOOL	30	\$17,942	0	\$0	0	\$0	0	\$0	0	\$0	30	\$17,942
JENNIE EDMUNDSON NURSING SCHOOL	8	\$33,522	0	\$0	0	\$0	0	\$0	8	\$33,522	0	\$0
MERCY HOSPITAL NURSING SCHOOL	13	\$28,783	0	\$0	0	\$0	0	\$0	13	\$28,783	0	\$0
PALMER COLLEGE OF CHIROPRACTIC	0	\$0	0	\$0	0	\$0	0	\$0	0	\$0	0	\$0
SAINT LUKE'S SCHOOL OF NURSING	0	\$0	0	\$0	0	\$0	0	\$0	0	\$0	0	\$0
SPENCER COLLEGE	0	\$0	0	\$0	0	\$0	0	\$0	0	\$0	0	\$0
U. OF OSTEOPATHIC MEDICINE	0	\$0	0	\$0	0	\$0	0	\$0	0	\$0	0	\$0
WALDORF COLLEGE	30	\$28,506	10	\$34,020	5	\$30,343	14	\$24,320	1	\$22,779	0	\$0
Independent 2-Yr/Other Average	87	\$25,870	10	\$34,020	5	\$30,343	14	\$24,320	28	\$31,430	30	\$17,942
TOTAL	5,559	\$42,512	1,550	\$57,382	1,228	\$43,427	1,487	\$35,875	680	\$30,844	614	\$31,634

Source: IPEDS Salaries Of Full-Time Instructional Faculty

Note: Salaries at Maharishi International University have been excluded from all averages.

MALE FACULTY / SALARY INFORMATION
9 - MONTH FACULTY
1992-1993

Institution	TOTAL		PROFESSOR		ASSOCIATE PROFESSOR		ASSISTANT PROFESSOR		INSTRUCTOR		LECTURER/ OTHER	
	N	MEAN SALARY	N	MEAN SALARY	N	MEAN SALARY	N	MEAN SALARY	N	MEAN SALARY	N	MEAN SALARY
IOWA STATE UNIVERSITY	694	\$54,384	282	\$67,625	212	\$51,631	165	\$41,465	35	\$25,291	0	\$0
UNIVERSITY OF IOWA	661	\$60,213	362	\$69,786	184	\$51,088	110	\$45,096	5	\$35,460	0	\$0
UNIVERSITY OF NORTHERN IOWA	399	\$47,491	135	\$58,077	104	\$47,373	127	\$40,122	33	\$32,911	0	\$0
Regents' Universities Average	1,754	\$55,013	779	\$66,974	500	\$50,546	402	\$42,034	73	\$29,432	0	\$0
BRIAR CLIFF COLLEGE	36	\$31,177	13	\$35,662	8	\$31,906	11	\$28,032	4	\$23,790	0	\$0
BUENA VISTA COLLEGE	51	\$39,097	14	\$49,629	12	\$41,631	19	\$32,420	6	\$30,603	0	\$0
CENTRAL COLLEGE (C.U.I.)	58	\$39,700	17	\$46,974	22	\$40,659	16	\$33,018	3	\$27,091	0	\$0
CLARKE COLLEGE	22	\$30,990	2	\$39,280	4	\$35,153	10	\$30,305	6	\$26,593	0	\$0
COE COLLEGE	49	\$43,737	23	\$50,300	14	\$42,023	12	\$33,159	0	\$0	0	\$0
CORNELL COLLEGE	60	\$46,615	26	\$57,166	14	\$42,773	17	\$36,262	3	\$31,774	0	\$0
DIVINE WORD COLLEGE	6	\$25,627	1	\$34,776	1	\$24,840	3	\$25,000	1	\$19,148	0	\$0
DORDT COLLEGE	59	\$34,047	23	\$38,768	15	\$33,816	16	\$29,848	5	\$26,457	0	\$0
DRAKE UNIVERSITY	185	\$47,896	92	\$56,291	33	\$42,804	56	\$38,288	4	\$31,302	0	\$0
GRACELAND COLLEGE	46	\$34,121	22	\$38,913	8	\$32,099	13	\$28,844	2	\$26,666	1	\$28,363
GRAND VIEW COLLEGE	39	\$32,521	15	\$37,600	11	\$30,886	12	\$28,608	1	\$21,275	0	\$0
GRINNELL COLLEGE	78	\$52,295	37	\$61,956	23	\$47,277	14	\$37,559	3	\$38,633	1	\$57,560
IOWA WESLEYAN COLLEGE	15	\$23,601	3	\$26,775	5	\$24,150	5	\$21,915	2	\$21,682	0	\$0
LORAS COLLEGE	85	\$36,472	32	\$40,862	29	\$35,558	24	\$31,725	0	\$0	0	\$0
LUTHER COLLEGE	100	\$40,928	51	\$47,564	21	\$37,427	25	\$31,906	3	\$27,801	0	\$0
MAHARISHI INTERNATIONAL U.	72	\$5,123	12	\$7,541	19	\$6,520	26	\$4,296	15	\$2,852	0	\$0
MORNINGSIDE COLLEGE	42	\$34,017	18	\$37,844	13	\$31,757	10	\$30,470	1	\$30,000	0	\$0
MOUNT MERCY COLLEGE	31	\$33,669	3	\$38,510	12	\$34,611	13	\$33,083	3	\$27,599	0	\$0
MOUNT ST. CLARE COLLEGE	9	\$31,543	0	\$0	0	\$0	0	\$0	0	\$0	9	\$31,543
NORTHWESTERN COLLEGE	48	\$33,303	8	\$41,516	15	\$36,230	18	\$30,051	7	\$26,008	0	\$0
SAINT AMBROSE UNIVERSITY	57	\$36,226	20	\$41,684	9	\$36,576	26	\$32,593	2	\$27,300	0	\$0
SIMPSON COLLEGE	43	\$41,696	23	\$48,474	6	\$39,146	9	\$32,983	5	\$29,256	0	\$0
TEIKYO MARYCREST UNIVERSITY	28	\$31,666	2	\$38,543	13	\$33,458	12	\$29,347	1	\$22,440	0	\$0

Source: IPEDS Salaries Of Full-Time Instructional Faculty

Note: Salaries at Maharishi International University have been excluded from all averages.

MALE FACULTY / SALARY INFORMATION
9 - MONTH FACULTY
1992-1993

Institution	TOTAL		PROFESSOR		ASSOCIATE PROFESSOR		ASSISTANT PROFESSOR		INSTRUCTOR		LECTURER/ OTHER	
	N	MEAN	N	MEAN	N	MEAN	N	MEAN	N	MEAN	N	MEAN
		SALARY		SALARY		SALARY		SALARY		SALARY		SALARY
TEIKYO WESTMAR UNIVERSITY	29	\$29,536	5	\$39,114	8	\$30,219	9	\$27,737	7	\$24,228	0	\$0
UNIVERSITY OF DUBUQUE	38	\$32,904	15	\$34,850	15	\$31,752	8	\$31,418	0	\$0	0	\$0
UPPER IOWA UNIVERSITY	22	\$30,589	4	\$38,037	5	\$32,644	8	\$28,150	5	\$26,480	0	\$0
WARTBURG COLLEGE	57	\$37,811	25	\$43,559	12	\$37,412	17	\$31,562	3	\$26,926	0	\$0
WILLIAM PENN COLLEGE	35	\$30,759	11	\$39,358	7	\$30,291	9	\$28,383	8	\$22,020	0	\$0
Independent 4-Yr. Average	1,400	\$38,885	517	\$47,242	354	\$37,183	418	\$32,321	100	\$26,893	11	\$33,619
DES MOINES AREA COMM COLLEGE	68	\$36,969	0	\$0	0	\$0	0	\$0	0	\$0	68	\$36,969
EASTERN IOWA COMMUNITY COLLEGE	58	\$33,684	0	\$0	0	\$0	0	\$0	58	\$33,684	0	\$0
HAWKEYE COMMUNITY COLLEGE	28	\$32,099	0	\$0	0	\$0	0	\$0	0	\$0	28	\$32,099
INDIAN HILLS COMMUNITY COLLEGE	33	\$31,424	0	\$0	0	\$0	0	\$0	0	\$0	33	\$31,424
IOWA CENTRAL COMMUNITY COLLEGE	44	\$34,818	8	\$36,912	3	\$39,470	10	\$34,826	23	\$33,479	0	\$0
IOWA LAKES COMMUNITY COLLEGE	20	\$35,319	0	\$0	0	\$0	0	\$0	0	\$0	20	\$35,319
IOWA VALLEY COMMUNITY COLLEGE	36	\$35,592	22	\$38,292	9	\$33,216	5	\$27,991	0	\$0	0	\$0
IOWA WESTERN COMMUNITY COLLEGE	46	\$33,468	19	\$39,246	11	\$32,079	7	\$29,173	9	\$26,308	0	\$0
KIRKWOOD COMMUNITY COLLEGE	50	\$34,051	0	\$0	0	\$0	0	\$0	0	\$0	50	\$34,051
NORTH IOWA AREA COMM COLLEGE	46	\$38,761	0	\$0	0	\$0	0	\$0	46	\$38,761	0	\$0
NORTHEAST IOWA COMMUNITY COLLEGE	28	\$32,051	0	\$0	0	\$0	0	\$0	0	\$0	28	\$32,051
NORTHWEST IOWA COMMUNITY COLLEGE	9	\$27,963	0	\$0	0	\$0	0	\$0	0	\$0	9	\$27,963
SOUTHEASTERN COMMUNITY COLLEGE	42	\$41,287	0	\$0	0	\$0	0	\$0	42	\$41,287	0	\$0
SOUTHWESTERN COMMUNITY COLLEGE	21	\$30,883	0	\$0	0	\$0	0	\$0	0	\$0	21	\$30,883
WESTERN IOWA TECH	27	\$29,056	0	\$0	0	\$0	0	\$0	0	\$0	27	\$29,056
Community Colleges Average	556	\$34,648	49	\$38,436	23	\$33,488	22	\$31,474	178	\$36,391	284	\$33,242
AMERICAN INSTITUTE OF BUSINESS	0	\$0	0	\$0	0	\$0	0	\$0	0	\$0	0	\$0
AMERICAN INSTITUTE OF COMMERCE	0	\$0	0	\$0	0	\$0	0	\$0	0	\$0	0	\$0
FAITH BAPTIST BIBLE COLLEGE	0	\$0	0	\$0	0	\$0	0	\$0	0	\$0	0	\$0

Source: IPEDS Salaries of Full-Time Instructional Faculty

Note: Salaries at Maharishi International University have been excluded from all averages.

MALE FACULTY / SALARY INFORMATION
9 - MONTH FACULTY
1992-1993

Institution	TOTAL		PROFESSOR		ASSOCIATE PROFESSOR		ASSISTANT PROFESSOR		INSTRUCTOR		LECTURER/ OTHER	
	N	MEAN	N	MEAN	N	MEAN	N	MEAN	N	MEAN	N	MEAN
		SALARY		SALARY		SALARY		SALARY		SALARY		SALARY
HAMILTON BUSINESS COLLEGE	0	\$0	0	\$0	0	\$0	0	\$0	0	\$0	0	\$0
IOWA METHODIST NURSING SCHOOL	1	\$35,000	0	\$0	0	\$0	0	\$0	0	\$0	1	\$35,000
PALMER COLLEGE OF CHIROPRACTIC	0	\$0	0	\$0	0	\$0	0	\$0	0	\$0	0	\$0
SPENCER COLLEGE	0	\$0	0	\$0	0	\$0	0	\$0	0	\$0	0	\$0
U. OF OSTEOPATHIC MEDICINE	0	\$0	0	\$0	0	\$0	0	\$0	0	\$0	0	\$0
WALDORF COLLEGE	23	\$28,865	8	\$34,097	5	\$30,343	9	\$24,071	1	\$22,779	0	\$0
Independent 2-Yr/Other Average	24	\$29,121	8	\$34,097	5	\$30,343	9	\$24,071	1	\$22,779	1	\$35,000
TOTAL	3,734	\$45,902	1,353	\$58,304	882	\$44,787	851	\$36,941	352	\$32,448	296	\$33,262

Source: IPEDS Salaries Of Full-Time Instructional Faculty

Note: Salaries at Maharishi International University have been excluded from all averages.

FEMALE FACULTY / SALARY INFORMATION
 9 - MONTH FACULTY
 1992-1993

Institution	TOTAL		PROFESSOR		ASSOCIATE PROFESSOR		ASSISTANT PROFESSOR		INSTRUCTOR		LECTURER/ OTHER	
	N	MEAN SALARY	N	MEAN SALARY	N	MEAN SALARY	N	MEAN SALARY	N	MEAN SALARY	N	MEAN SALARY
IOWA STATE UNIVERSITY	257	\$39,932	34	\$61,199	70	\$43,178	108	\$37,471	45	\$24,719	0	\$0
UNIVERSITY OF IOWA	215	\$45,862	36	\$65,177	67	\$46,057	109	\$39,783	3	\$30,625	0	\$0
UNIVERSITY OF NORTHERN IOWA	205	\$39,070	26	\$54,549	33	\$44,801	96	\$37,237	50	\$30,757	0	\$0
Regents' Universities Average	677	\$41,554	96	\$60,890	170	\$44,628	313	\$38,204	98	\$27,980	0	\$0
BRIAR CLIFF COLLEGE	24	\$29,746	4	\$36,742	5	\$30,780	13	\$28,279	2	\$22,697	0	\$0
BUENA VISTA COLLEGE	18	\$33,274	3	\$46,424	1	\$39,024	13	\$30,597	1	\$22,880	0	\$0
CENTRAL COLLEGE (C.U.I.)	30	\$36,679	5	\$43,967	13	\$38,775	9	\$33,076	3	\$26,261	0	\$0
CLARKE COLLEGE	30	\$32,990	8	\$43,587	6	\$35,063	14	\$28,022	2	\$19,159	0	\$0
COE COLLEGE	21	\$37,309	4	\$47,339	8	\$39,201	8	\$31,940	1	\$25,000	0	\$0
CORNELL COLLEGE	16	\$38,652	3	\$50,000	3	\$38,840	7	\$37,325	3	\$30,213	0	\$0
DIVINE WORD COLLEGE	12	\$21,538	0	\$0	1	\$22,170	8	\$22,819	3	\$17,912	0	\$0
DORDT COLLEGE	10	\$30,173	3	\$39,520	0	\$0	2	\$26,885	5	\$25,880	0	\$0
DRAKE UNIVERSITY	69	\$38,733	8	\$49,209	18	\$40,796	33	\$37,430	10	\$30,942	0	\$0
GRACELAND COLLEGE	18	\$29,142	2	\$36,959	3	\$31,453	12	\$27,831	0	\$0	1	\$22,304
GRAND VIEW COLLEGE	33	\$30,562	5	\$36,384	16	\$30,938	11	\$28,114	1	\$22,357	0	\$0
GRINNELL COLLEGE	43	\$41,875	5	\$59,818	10	\$47,264	28	\$36,747	0	\$0	0	\$0
IOWA WESLEYAN COLLEGE	18	\$22,334	3	\$26,600	3	\$24,315	8	\$21,313	4	\$19,692	0	\$0
LORAS COLLEGE	19	\$33,536	4	\$39,275	5	\$36,400	8	\$30,887	2	\$25,500	0	\$0
LUTHER COLLEGE	48	\$34,235	8	\$45,318	11	\$35,708	17	\$31,586	12	\$29,249	0	\$0
MAHARISHI INTERNATIONAL U.	27	\$3,240	2	\$5,160	4	\$4,350	11	\$3,567	10	\$2,052	0	\$0
MORNINGSIDE COLLEGE	23	\$31,521	2	\$36,900	11	\$33,200	10	\$28,600	0	\$0	0	\$0
MOUNT MERCY COLLEGE	32	\$30,588	2	\$36,020	7	\$35,055	16	\$29,666	7	\$26,679	0	\$0
MOUNT ST. CLARE COLLEGE	6	\$28,318	0	\$0	0	\$0	0	\$0	0	\$0	6	\$28,318
NORTHWESTERN COLLEGE	9	\$29,782	0	\$0	2	\$32,592	6	\$29,522	1	\$25,725	0	\$0
SAINT AMBROSE UNIVERSITY	24	\$32,355	6	\$40,238	3	\$31,873	12	\$30,076	1	\$26,250	2	\$26,148
SIMPSON COLLEGE	24	\$33,526	1	\$48,400	6	\$39,571	10	\$31,637	7	\$28,919	0	\$0
TEIKYO MARYCREST UNIVERSITY	21	\$31,132	4	\$39,288	5	\$32,239	11	\$28,170	1	\$25,547	0	\$0

Source: IPEDS Salaries Of Full-Time Instructional Faculty

Note: Salaries at Maharishi International University have been excluded from all averages.

FEMALE FACULTY / SALARY INFORMATION

9 - MONTH FACULTY

1992-1993

Institution	TOTAL		PROFESSOR		ASSOCIATE PROFESSOR		ASSISTANT PROFESSOR		INSTRUCTOR		LECTURER/ OTHER	
	N	MEAN	N	MEAN	N	MEAN	N	MEAN	N	MEAN	N	MEAN
		SALARY		SALARY		SALARY		SALARY		SALARY		SALARY
TEIKYO WESTMAR UNIVERSITY	16	\$27,634	2	\$34,281	2	\$29,692	8	\$27,893	4	\$22,763	0	\$0
UNIVERSITY OF DUBUQUE	19	\$30,098	3	\$31,666	8	\$32,274	5	\$29,536	3	\$23,666	0	\$0
UPPER IOWA UNIVERSITY	6	\$25,866	0	\$0	0	\$0	1	\$22,000	5	\$26,640	0	\$0
WARTBURG COLLEGE	27	\$30,620	1	\$37,820	6	\$35,860	16	\$30,056	4	\$23,217	0	\$0
WILLIAM PENN COLLEGE	10	\$28,749	2	\$32,771	3	\$29,638	4	\$26,370	1	\$27,560	0	\$0
Independent 4-Yr. Average	653	\$33,089	90	\$42,278	160	\$35,608	301	\$30,947	93	\$26,254	9	\$27,168
DES MOINES AREA COMM COLLEGE	82	\$33,894	0	\$0	0	\$0	0	\$0	0	\$0	82	\$33,894
EASTERN IOWA COMMUNITY COLLEGE	46	\$30,547	0	\$0	0	\$0	0	\$0	46	\$30,547	0	\$0
HAWKEYE COMMUNITY COLLEGE	33	\$30,422	0	\$0	0	\$0	0	\$0	0	\$0	33	\$30,422
INDIAN HILLS COMMUNITY COLLEGE	40	\$29,656	0	\$0	0	\$0	0	\$0	0	\$0	40	\$29,656
IOWA CENTRAL COMMUNITY COLLEGE	17	\$31,953	3	\$34,406	0	\$0	4	\$32,413	10	\$31,033	0	\$0
IOWA LAKES COMMUNITY COLLEGE	8	\$28,035	0	\$0	0	\$0	0	\$0	0	\$0	8	\$28,035
IOWA VALLEY COMMUNITY COLLEGE	22	\$30,644	4	\$37,631	11	\$31,163	5	\$26,432	2	\$24,345	0	\$0
IOWA WESTERN COMMUNITY COLLEGE	28	\$26,435	2	\$32,896	5	\$30,812	8	\$27,981	13	\$22,806	0	\$0
KIRKWOOD COMMUNITY COLLEGE	36	\$33,056	0	\$0	0	\$0	0	\$0	0	\$0	36	\$33,056
NORTH IOWA AREA COMM COLLEGE	23	\$33,854	0	\$0	0	\$0	0	\$0	23	\$33,854	0	\$0
NORTHEAST IOWA COMMUNITY COLLEGE	51	\$31,614	0	\$0	0	\$0	0	\$0	0	\$0	51	\$31,614
NORTHWEST IOWA COMMUNITY COLLEGE	4	\$25,513	0	\$0	0	\$0	0	\$0	0	\$0	4	\$25,513
SOUTHEASTERN COMMUNITY COLLEGE	16	\$40,647	0	\$0	0	\$0	0	\$0	16	\$40,647	0	\$0
SOUTHWESTERN COMMUNITY COLLEGE	6	\$27,916	0	\$0	0	\$0	0	\$0	0	\$0	6	\$27,916
WESTERN IOWA TECH	20	\$28,207	0	\$0	0	\$0	0	\$0	0	\$0	20	\$28,207
Community Colleges Average	432	\$31,531	9	\$35,504	16	\$31,053	17	\$28,568	110	\$31,724	280	\$31,535
ALLEN MEMORIAL NURSING SCHOOL	6	\$35,820	0	\$0	0	\$0	0	\$0	6	\$35,820	0	\$0
AMERICAN INSTITUTE OF BUSINESS	0	\$0	0	\$0	0	\$0	0	\$0	0	\$0	0	\$0
AMERICAN INSTITUTE OF COMMERCE	0	\$0	0	\$0	0	\$0	0	\$0	0	\$0	0	\$0

Source: IPEDS Salaries Of Full-Time Instructional Faculty

Note: Salaries at Maharishi International University have been excluded from all averages.

FEMALE FACULTY / SALARY INFORMATION
 9 - MONTH FACULTY
 1992-1993

Institution	TOTAL		PROFESSOR		ASSOCIATE PROFESSOR		ASSISTANT PROFESSOR		INSTRUCTOR		LECTURER/ OTHER	
	MEAN		MEAN		MEAN		MEAN		MEAN		MEAN	
	N	SALARY	N	SALARY	N	SALARY	N	SALARY	N	SALARY	N	SALARY
FAITH BAPTIST BIBLE COLLEGE	0	\$0	0	\$0	0	\$0	0	\$0	0	\$0	0	\$0
HAMILTON BUSINESS COLLEGE	0	\$0	0	\$0	0	\$0	0	\$0	0	\$0	0	\$0
IOWA METHODIST NURSING SCHOOL	29	\$17,354	0	\$0	0	\$0	0	\$0	0	\$0	29	\$17,354
JENNIE EDMUNDSON NURSING SCHOOL	8	\$33,522	0	\$0	0	\$0	0	\$0	8	\$33,522	0	\$0
MERCY HOSPITAL NURSING SCHOOL	13	\$28,783	0	\$0	0	\$0	0	\$0	13	\$28,783	0	\$0
PALMER COLLEGE OF CHIROPRACTIC	0	\$0	0	\$0	0	\$0	0	\$0	0	\$0	0	\$0
SAINT LUKE'S SCHOOL OF NURSING	0	\$0	0	\$0	0	\$0	0	\$0	0	\$0	0	\$0
SPENCER COLLEGE	0	\$0	0	\$0	0	\$0	0	\$0	0	\$0	0	\$0
U. OF OSTEOPATHIC MEDICINE	0	\$0	0	\$0	0	\$0	0	\$0	0	\$0	0	\$0
WALDORF COLLEGE	7	\$27,325	2	\$33,712	0	\$0	5	\$24,770	0	\$0	0	\$0
Independent 2-Yr/Other Average	63	\$24,632	2	\$33,712	0	\$0	5	\$24,770	27	\$31,751	29	\$17,354
TOTAL	1,825	\$35,606	197	\$51,040	346	\$39,997	636	\$34,467	328	\$29,145	318	\$30,118

Source: IPEDS Salaries of Full-Time Instructional Faculty

Note: Salaries at Maharishi International University have been excluded from all averages.

FACULTY / SALARY INFORMATION
12 - MONTH FACULTY
1992-1993

Institution	TOTAL		PROFESSOR		ASSOCIATE PROFESSOR		ASSISTANT PROFESSOR		INSTRUCTOR		LECTURER/ OTHER	
	N	MEAN	N	MEAN	N	MEAN	N	MEAN	N	MEAN	N	MEAN
		SALARY		SALARY		SALARY		SALARY		SALARY		SALARY
IOWA STATE UNIVERSITY	246	\$74,417	164	\$82,352	62	\$61,413	16	\$51,816	4	\$41,043	0	\$0
UNIVERSITY OF IOWA	154	\$72,158	71	\$85,627	47	\$65,872	33	\$55,567	3	\$34,377	0	\$0
UNIVERSITY OF NORTHERN IOWA	11	\$56,024	5	\$70,088	1	\$55,771	2	\$47,910	3	\$38,080	0	\$0
Regents' Universities Average	411	\$73,078	240	\$83,065	110	\$63,267	51	\$54,090	10	\$38,154	0	\$0
BRIAR CLIFF COLLEGE	0	\$0	0	\$0	0	\$0	0	\$0	0	\$0	0	\$0
BUENA VISTA COLLEGE	1	\$30,835	1	\$30,835	0	\$0	0	\$0	0	\$0	0	\$0
CENTRAL COLLEGE (C.U.I.)	0	\$0	0	\$0	0	\$0	0	\$0	0	\$0	0	\$0
CLARKE COLLEGE	0	\$0	0	\$0	0	\$0	0	\$0	0	\$0	0	\$0
COE COLLEGE	0	\$0	0	\$0	0	\$0	0	\$0	0	\$0	0	\$0
CORNELL COLLEGE	0	\$0	0	\$0	0	\$0	0	\$0	0	\$0	0	\$0
DIVINE WORD COLLEGE	0	\$0	0	\$0	0	\$0	0	\$0	0	\$0	0	\$0
DORDT COLLEGE	0	\$0	0	\$0	0	\$0	0	\$0	0	\$0	0	\$0
DRAKE UNIVERSITY	24	\$59,106	7	\$72,681	5	\$58,435	11	\$53,077	1	\$33,768	0	\$0
GRACELAND COLLEGE	0	\$0	0	\$0	0	\$0	0	\$0	0	\$0	0	\$0
GRAND VIEW COLLEGE	0	\$0	0	\$0	0	\$0	0	\$0	0	\$0	0	\$0
GRINNELL COLLEGE	0	\$0	0	\$0	0	\$0	0	\$0	0	\$0	0	\$0
IOWA WESLEYAN COLLEGE	7	\$21,594	0	\$0	2	\$23,625	1	\$22,680	2	\$20,580	2	\$20,034
LORAS COLLEGE	0	\$0	0	\$0	0	\$0	0	\$0	0	\$0	0	\$0
LUTHER COLLEGE	2	\$52,082	1	\$53,817	1	\$50,347	0	\$0	0	\$0	0	\$0
MAHARISHI INTERNATIONAL U.	1	\$8,400	0	\$0	0	\$0	1	\$8,400	0	\$0	0	\$0
MORNINGSIDE COLLEGE	0	\$0	0	\$0	0	\$0	0	\$0	0	\$0	0	\$0
MOUNT MERCY COLLEGE	1	\$46,828	0	\$0	1	\$46,828	0	\$0	0	\$0	0	\$0
MOUNT ST. CLARE COLLEGE	0	\$0	0	\$0	0	\$0	0	\$0	0	\$0	0	\$0
NORTHWESTERN COLLEGE	0	\$0	0	\$0	0	\$0	0	\$0	0	\$0	0	\$0
SAINT AMBROSE UNIVERSITY	7	\$43,394	1	\$47,008	1	\$52,500	2	\$42,625	3	\$39,666	0	\$0
SIMPSON COLLEGE	1	\$48,605	0	\$0	0	\$0	0	\$0	1	\$48,605	0	\$0
TEIKYO MARYCREST UNIVERSITY	0	\$0	0	\$0	0	\$0	0	\$0	0	\$0	0	\$0

Source: IPEDS Salaries Of Full-Time Instructional Faculty

Note: Salaries at Maharishi International University have been excluded from all averages.

FACULTY / SALARY INFORMATION
12 - MONTH FACULTY
1992-1993

Institution	TOTAL		PROFESSOR		ASSOCIATE PROFESSOR		ASSISTANT PROFESSOR		INSTRUCTOR		LECTURER/ OTHER	
	N	MEAN	N	MEAN	N	MEAN	N	MEAN	N	MEAN	N	MEAN
		SALARY		SALARY		SALARY		SALARY		SALARY		SALARY
TEIKYO WESTMAR UNIVERSITY	0	\$0	0	\$0	0	\$0	0	\$0	0	\$0	0	\$0
UNIVERSITY OF DUBUQUE	0	\$0	0	\$0	0	\$0	0	\$0	0	\$0	0	\$0
UPPER IOWA UNIVERSITY	0	\$0	0	\$0	0	\$0	0	\$0	0	\$0	0	\$0
WARTBURG COLLEGE	0	\$0	0	\$0	0	\$0	0	\$0	0	\$0	0	\$0
WILLIAM PENN COLLEGE	0	\$0	0	\$0	0	\$0	0	\$0	0	\$0	0	\$0
Independent 4-Yr. Average	44	\$48,928	10	\$64,043	10	\$48,910	15	\$49,412	7	\$34,647	2	\$20,034
DES MOINES AREA COMM COLLEGE	95	\$44,456	0	\$0	0	\$0	0	\$0	0	\$0	95	\$44,456
EASTERN IOWA COMMUNITY COLLEGE	46	\$39,104	0	\$0	0	\$0	0	\$0	46	\$39,104	0	\$0
HAWKEYE COMMUNITY COLLEGE	50	\$38,648	0	\$0	0	\$0	0	\$0	0	\$0	50	\$38,648
INDIAN HILLS COMMUNITY COLLEGE	46	\$36,757	0	\$0	0	\$0	0	\$0	0	\$0	46	\$36,757
IOWA CENTRAL COMMUNITY COLLEGE	23	\$38,708	0	\$0	0	\$0	0	\$0	23	\$38,708	0	\$0
IOWA LAKES COMMUNITY COLLEGE	42	\$33,641	0	\$0	0	\$0	0	\$0	0	\$0	42	\$33,641
IOWA VALLEY COMMUNITY COLLEGE	20	\$37,559	9	\$43,478	8	\$33,433	2	\$31,763	1	\$28,892	0	\$0
IOWA WESTERN COMMUNITY COLLEGE	33	\$37,177	6	\$42,749	16	\$39,070	7	\$34,183	4	\$26,487	0	\$0
KIRKWOOD COMMUNITY COLLEGE	104	\$41,520	0	\$0	0	\$0	0	\$0	0	\$0	104	\$41,520
NORTH IOWA AREA COMM COLLEGE	15	\$41,406	0	\$0	0	\$0	0	\$0	15	\$41,406	0	\$0
NORTHEAST IOWA COMMUNITY COLLEGE	21	\$38,961	0	\$0	0	\$0	0	\$0	0	\$0	21	\$38,961
NORTHWEST IOWA COMMUNITY COLLEGE	23	\$36,759	0	\$0	0	\$0	0	\$0	0	\$0	23	\$36,759
SOUTHEASTERN COMMUNITY COLLEGE	24	\$46,711	0	\$0	0	\$0	0	\$0	24	\$46,711	0	\$0
SOUTHWESTERN COMMUNITY COLLEGE	15	\$29,169	0	\$0	0	\$0	0	\$0	0	\$0	15	\$29,169
WESTERN IOWA TECH	20	\$38,837	0	\$0	0	\$0	0	\$0	0	\$0	20	\$38,837
Community Colleges Average	577	\$39,627	15	\$43,186	24	\$37,191	9	\$33,645	113	\$40,408	416	\$39,556
ALLEN MEMORIAL NURSING SCHOOL	0	\$0	0	\$0	0	\$0	0	\$0	0	\$0	0	\$0
AMERICAN INSTITUTE OF BUSINESS	28	\$34,739	0	\$0	0	\$0	0	\$0	0	\$0	28	\$34,739
AMERICAN INSTITUTE OF COMMERCE	25	\$25,197	0	\$0	0	\$0	0	\$0	25	\$25,197	0	\$0

Source: IPEDS Salaries Of Full-Time Instructional Faculty

Note: Salaries at Maharishi International University have been excluded from all averages.

FACULTY / SALARY INFORMATION
 12 - MONTH FACULTY
 1992-1993

Institution	TOTAL		PROFESSOR		ASSOCIATE PROFESSOR		ASSISTANT PROFESSOR		INSTRUCTOR		LECTURER/ OTHER	
	MEAN		MEAN		MEAN		MEAN		MEAN		MEAN	
	N	SALARY	N	SALARY	N	SALARY	N	SALARY	N	SALARY	N	SALARY
FAITH BAPTIST BIBLE COLLEGE	14	\$24,566	8	\$25,665	1	\$23,038	5	\$23,113	0	\$0	0	\$0
HAMILTON BUSINESS COLLEGE	23	\$20,720	0	\$0	0	\$0	0	\$0	23	\$20,720	0	\$0
IOWA METHODIST NURSING SCHOOL	5	\$29,760	0	\$0	0	\$0	0	\$0	0	\$0	5	\$29,760
JENNIE EDMUNDSON NURSING SCHOOL	0	\$0	0	\$0	0	\$0	0	\$0	0	\$0	0	\$0
MERCY HOSPITAL NURSING SCHOOL	2	\$45,198	0	\$0	0	\$0	0	\$0	2	\$45,198	0	\$0
PALMER COLLEGE OF CHIROPRACTIC	102	\$39,600	21	\$50,741	27	\$43,296	27	\$35,648	27	\$31,191	0	\$0
SAINT LUKE'S SCHOOL OF NURSING	14	\$30,202	0	\$0	0	\$0	0	\$0	14	\$30,202	0	\$0
SPENCER COLLEGE	4	\$25,311	0	\$0	0	\$0	0	\$0	4	\$25,311	0	\$0
U. OF OSTEOPATHIC MEDICINE	81	\$57,628	22	\$72,362	23	\$57,655	26	\$51,444	9	\$40,767	1	\$45,379
WALDORF COLLEGE	0	\$0	0	\$0	0	\$0	0	\$0	0	\$0	0	\$0
Independent 2-Yr/Other Average	298	\$39,911	51	\$56,134	51	\$49,374	58	\$41,648	104	\$28,173	34	\$34,320
TOTAL	1,330	\$50,336	316	\$76,224	195	\$55,688	133	\$46,733	234	\$34,702	452	\$39,076

Source: IPEDS Salaries of Full-Time Instructional Faculty

Note: Salaries at Maharishi International University have been excluded from all averages.

MALE FACULTY / SALARY INFORMATION
12 - MONTH FACULTY
1992-1993

Institution	TOTAL		PROFESSOR		ASSOCIATE PROFESSOR		ASSISTANT PROFESSOR		INSTRUCTOR		LECTURER/ OTHER	
	N	MEAN	N	MEAN	N	MEAN	N	MEAN	N	MEAN	N	MEAN
		SALARY		SALARY		SALARY		SALARY		SALARY		SALARY
IOWA STATE UNIVERSITY	213	\$76,290	157	\$82,456	48	\$60,737	5	\$53,535	3	\$40,398	0	\$0
UNIVERSITY OF IOWA	122	\$76,251	69	\$85,990	30	\$67,520	21	\$60,315	2	\$38,566	0	\$0
UNIVERSITY OF NORTHERN IOWA	4	\$69,537	4	\$69,537	0	\$0	0	\$0	0	\$0	0	\$0
Regents' Universities Average	339	\$76,196	230	\$83,291	78	\$63,345	26	\$59,011	5	\$39,665	0	\$0
BRIAR CLIFF COLLEGE	0	\$0	0	\$0	0	\$0	0	\$0	0	\$0	0	\$0
BUENA VISTA COLLEGE	1	\$30,835	1	\$30,835	0	\$0	0	\$0	0	\$0	0	\$0
CENTRAL COLLEGE (C.U.I.)	0	\$0	0	\$0	0	\$0	0	\$0	0	\$0	0	\$0
CLARKE COLLEGE	0	\$0	0	\$0	0	\$0	0	\$0	0	\$0	0	\$0
COE COLLEGE	0	\$0	0	\$0	0	\$0	0	\$0	0	\$0	0	\$0
CORNELL COLLEGE	0	\$0	0	\$0	0	\$0	0	\$0	0	\$0	0	\$0
DIVINE WORD COLLEGE	0	\$0	0	\$0	0	\$0	0	\$0	0	\$0	0	\$0
DORDT COLLEGE	0	\$0	0	\$0	0	\$0	0	\$0	0	\$0	0	\$0
DRAKE UNIVERSITY	17	\$60,625	6	\$73,113	4	\$59,753	7	\$50,419	0	\$0	0	\$0
GRACELAND COLLEGE	0	\$0	0	\$0	0	\$0	0	\$0	0	\$0	0	\$0
GRAND VIEW COLLEGE	0	\$0	0	\$0	0	\$0	0	\$0	0	\$0	0	\$0
GRINNELL COLLEGE	0	\$0	0	\$0	0	\$0	0	\$0	0	\$0	0	\$0
IOWA WESLEYAN COLLEGE	3	\$23,555	0	\$0	1	\$24,150	1	\$22,680	1	\$23,835	0	\$0
LORAS COLLEGE	0	\$0	0	\$0	0	\$0	0	\$0	0	\$0	0	\$0
LUTHER COLLEGE	0	\$0	0	\$0	0	\$0	0	\$0	0	\$0	0	\$0
MAHARISHI INTERNATIONAL U.	1	\$8,400	0	\$0	0	\$0	1	\$8,400	0	\$0	0	\$0
MORNINGSIDE COLLEGE	0	\$0	0	\$0	0	\$0	0	\$0	0	\$0	0	\$0
MOUNT MERCY COLLEGE	0	\$0	0	\$0	0	\$0	0	\$0	0	\$0	0	\$0
MOUNT ST. CLARE COLLEGE	0	\$0	0	\$0	0	\$0	0	\$0	0	\$0	0	\$0
NORTHWESTERN COLLEGE	0	\$0	0	\$0	0	\$0	0	\$0	0	\$0	0	\$0
SAINT AMBROSE UNIVERSITY	5	\$45,351	1	\$47,008	1	\$52,500	2	\$42,625	1	\$42,000	0	\$0
SIMPSON COLLEGE	1	\$48,605	0	\$0	0	\$0	0	\$0	1	\$48,605	0	\$0
TEIKYO MARYCREST UNIVERSITY	0	\$0	0	\$0	0	\$0	0	\$0	0	\$0	0	\$0

Source: IPEDS Salaries Of Full-Time Instructional Faculty

Note: Salaries at Maharishi International University have been excluded from all averages.

MALE FACULTY / SALARY INFORMATION
12 - MONTH FACULTY
1992-1993

Institution	TOTAL		PROFESSOR		ASSOCIATE PROFESSOR		ASSISTANT PROFESSOR		INSTRUCTOR		LECTURER/ OTHER	
	N	MEAN SALARY	N	MEAN SALARY	N	MEAN SALARY	N	MEAN SALARY	N	MEAN SALARY	N	MEAN SALARY
TEIKYO WESTMAR UNIVERSITY	0	\$0	0	\$0	0	\$0	0	\$0	0	\$0	0	\$0
UNIVERSITY OF DUBUQUE	0	\$0	0	\$0	0	\$0	0	\$0	0	\$0	0	\$0
UPPER IOWA UNIVERSITY	0	\$0	0	\$0	0	\$0	0	\$0	0	\$0	0	\$0
WARTBURG COLLEGE	0	\$0	0	\$0	0	\$0	0	\$0	0	\$0	0	\$0
WILLIAM PENN COLLEGE	0	\$0	0	\$0	0	\$0	0	\$0	0	\$0	0	\$0
Independent 4-Yr. Average	28	\$52,129	8	\$64,565	6	\$52,610	11	\$46,086	3	\$38,146	0	\$0
DES MOINES AREA COMM COLLEGE	67	\$45,096	0	\$0	0	\$0	0	\$0	0	\$0	67	\$45,096
EASTERN IOWA COMMUNITY COLLEGE	22	\$39,342	0	\$0	0	\$0	0	\$0	22	\$39,342	0	\$0
HAWKEYE COMMUNITY COLLEGE	40	\$39,129	0	\$0	0	\$0	0	\$0	0	\$0	40	\$39,129
INDIAN HILLS COMMUNITY COLLEGE	39	\$37,123	0	\$0	0	\$0	0	\$0	0	\$0	39	\$37,123
IOWA CENTRAL COMMUNITY COLLEGE	6	\$41,277	0	\$0	0	\$0	0	\$0	6	\$41,277	0	\$0
IOWA LAKES COMMUNITY COLLEGE	29	\$34,360	0	\$0	0	\$0	0	\$0	0	\$0	29	\$34,360
IOWA VALLEY COMMUNITY COLLEGE	10	\$39,257	6	\$43,540	3	\$32,798	1	\$32,942	0	\$0	0	\$0
IOWA WESTERN COMMUNITY COLLEGE	17	\$41,045	4	\$45,151	10	\$40,794	3	\$36,407	0	\$0	0	\$0
KIRKWOOD COMMUNITY COLLEGE	68	\$43,236	0	\$0	0	\$0	0	\$0	0	\$0	68	\$43,236
NORTH IOWA AREA COMM COLLEGE	9	\$42,031	0	\$0	0	\$0	0	\$0	9	\$42,031	0	\$0
NORTHEAST IOWA COMMUNITY COLLEGE	18	\$39,724	0	\$0	0	\$0	0	\$0	0	\$0	18	\$39,724
NORTHWEST IOWA COMMUNITY COLLEGE	18	\$37,754	0	\$0	0	\$0	0	\$0	0	\$0	18	\$37,754
SOUTHEASTERN COMMUNITY COLLEGE	13	\$47,344	0	\$0	0	\$0	0	\$0	13	\$47,344	0	\$0
SOUTHWESTERN COMMUNITY COLLEGE	7	\$31,289	0	\$0	0	\$0	0	\$0	0	\$0	7	\$31,289
WESTERN IOWA TECH	16	\$39,707	0	\$0	0	\$0	0	\$0	0	\$0	16	\$39,707
Community Colleges Average	379	\$40,678	10	\$44,184	13	\$38,949	4	\$35,541	50	\$42,138	302	\$40,463
AMERICAN INSTITUTE OF BUSINESS	10	\$36,080	0	\$0	0	\$0	0	\$0	0	\$0	10	\$36,080
AMERICAN INSTITUTE OF COMMERCE	8	\$27,526	0	\$0	0	\$0	0	\$0	8	\$27,526	0	\$0
FAITH BAPTIST BIBLE COLLEGE	11	\$25,146	8	\$25,665	0	\$0	3	\$23,761	0	\$0	0	\$0

Source: IPEDS Salaries Of Full-Time Instructional Faculty

Note: Salaries at Maharishi International University have been excluded from all averages.

MALE FACULTY / SALARY INFORMATION
12 - MONTH FACULTY
1992-1993

Institution	TOTAL		PROFESSOR		ASSOCIATE PROFESSOR		ASSISTANT PROFESSOR		INSTRUCTOR		LECTURER/ OTHER	
	N	MEAN SALARY	N	MEAN SALARY	N	MEAN SALARY	N	MEAN SALARY	N	MEAN SALARY	N	MEAN SALARY
HAMILTON BUSINESS COLLEGE	5	\$19,266	0	\$0	0	\$0	0	\$0	5	\$19,266	0	\$0
IOWA METHODIST NURSING SCHOOL	1	\$21,923	0	\$0	0	\$0	0	\$0	0	\$0	1	\$21,923
PALMER COLLEGE OF CHIROPRACTIC	77	\$40,147	19	\$50,430	23	\$43,543	17	\$34,403	18	\$30,377	0	\$0
SPENCER COLLEGE	1	\$35,627	0	\$0	0	\$0	0	\$0	1	\$35,627	0	\$0
U. OF OSTEOPATHIC MEDICINE	58	\$57,521	17	\$70,822	17	\$57,082	18	\$50,566	5	\$41,258	1	\$45,379
WALDORF COLLEGE	0	\$0	0	\$0	0	\$0	0	\$0	0	\$0	0	\$0
Independent 2-Yr/Other Average	171	\$43,503	44	\$53,806	40	\$49,297	38	\$41,219	37	\$29,871	12	\$35,675
TOTAL	917	\$54,688	292	\$76,996	137	\$56,459	79	\$47,482	95	\$37,105	314	\$40,280

Source: IPEDS Salaries Of Full-Time Instructional Faculty

Note: Salaries at Maharishi International University have been excluded from all averages.

FEMALE FACULTY / SALARY INFORMATION
12 - MONTH FACULTY
1992-1993

Institution	TOTAL		PROFESSOR		ASSOCIATE PROFESSOR		ASSISTANT PROFESSOR		INSTRUCTOR		LECTURER/ OTHER	
	N	MEAN	N	MEAN	N	MEAN	N	MEAN	N	MEAN	N	MEAN
		SALARY		SALARY		SALARY		SALARY		SALARY		SALARY
IOWA STATE UNIVERSITY	33	\$62,326	7	\$80,020	14	\$63,733	11	\$51,035	1	\$42,980	0	\$0
UNIVERSITY OF IOWA	32	\$56,553	2	\$73,108	17	\$62,964	12	\$47,258	1	\$26,000	0	\$0
UNIVERSITY OF NORTHERN IOWA	7	\$48,303	1	\$72,293	1	\$55,771	2	\$47,910	3	\$38,080	0	\$0
Regents' Universities Average	72	\$58,397	10	\$77,865	32	\$63,076	25	\$48,972	5	\$36,644	0	\$0
BRIAR CLIFF COLLEGE	0	\$0	0	\$0	0	\$0	0	\$0	0	\$0	0	\$0
BUENA VISTA COLLEGE	0	\$0	0	\$0	0	\$0	0	\$0	0	\$0	0	\$0
CENTRAL COLLEGE (C.U.I.)	0	\$0	0	\$0	0	\$0	0	\$0	0	\$0	0	\$0
CLARKE COLLEGE	0	\$0	0	\$0	0	\$0	0	\$0	0	\$0	0	\$0
COE COLLEGE	0	\$0	0	\$0	0	\$0	0	\$0	0	\$0	0	\$0
CORNELL COLLEGE	0	\$0	0	\$0	0	\$0	0	\$0	0	\$0	0	\$0
DIVINE WORD COLLEGE	0	\$0	0	\$0	0	\$0	0	\$0	0	\$0	0	\$0
DORDT COLLEGE	0	\$0	0	\$0	0	\$0	0	\$0	0	\$0	0	\$0
DRAKE UNIVERSITY	7	\$55,419	1	\$70,090	1	\$53,163	4	\$57,728	1	\$33,768	0	\$0
GRACELAND COLLEGE	0	\$0	0	\$0	0	\$0	0	\$0	0	\$0	0	\$0
GRAND VIEW COLLEGE	0	\$0	0	\$0	0	\$0	0	\$0	0	\$0	0	\$0
GRINNELL COLLEGE	0	\$0	0	\$0	0	\$0	0	\$0	0	\$0	0	\$0
IOWA WESLEYAN COLLEGE	4	\$20,123	0	\$0	1	\$23,100	0	\$0	1	\$17,326	2	\$20,034
LORAS COLLEGE	0	\$0	0	\$0	0	\$0	0	\$0	0	\$0	0	\$0
LUTHER COLLEGE	2	\$52,082	1	\$53,817	1	\$50,347	0	\$0	0	\$0	0	\$0
MAHARISHI INTERNATIONAL U.	0	\$0	0	\$0	0	\$0	0	\$0	0	\$0	0	\$0
MORNINGSIDE COLLEGE	0	\$0	0	\$0	0	\$0	0	\$0	0	\$0	0	\$0
MOUNT MERCY COLLEGE	1	\$46,828	0	\$0	1	\$46,828	0	\$0	0	\$0	0	\$0
MOUNT ST. CLARE COLLEGE	0	\$0	0	\$0	0	\$0	0	\$0	0	\$0	0	\$0
NORTHWESTERN COLLEGE	0	\$0	0	\$0	0	\$0	0	\$0	0	\$0	0	\$0
SAINT AMBROSE UNIVERSITY	2	\$38,500	0	\$0	0	\$0	0	\$0	2	\$38,500	0	\$0
SIMPSON COLLEGE	0	\$0	0	\$0	0	\$0	0	\$0	0	\$0	0	\$0
TRIKYO MARYCREST UNIVERSITY	0	\$0	0	\$0	0	\$0	0	\$0	0	\$0	0	\$0

Source: IPEDS Salaries Of Full-Time Instructional Faculty

Note: Salaries at Maharishi International University have been excluded from all averages.

FEMALE FACULTY / SALARY INFORMATION
12 - MONTH FACULTY
1992-1993

Institution	TOTAL		PROFESSOR		ASSOCIATE PROFESSOR		ASSISTANT PROFESSOR		INSTRUCTOR		LECTURER/ OTHER	
	N	MEAN	N	MEAN	N	MEAN	N	MEAN	N	MEAN	N	MEAN
		SALARY		SALARY		SALARY		SALARY		SALARY		SALARY
TEIKYO WESTMAR UNIVERSITY	0	\$0	0	\$0	0	\$0	0	\$0	0	\$0	0	\$0
UNIVERSITY OF DUBUQUE	0	\$0	0	\$0	0	\$0	0	\$0	0	\$0	0	\$0
UPPER IOWA UNIVERSITY	0	\$0	0	\$0	0	\$0	0	\$0	0	\$0	0	\$0
WARTBURG COLLEGE	0	\$0	0	\$0	0	\$0	0	\$0	0	\$0	0	\$0
WILLIAM PENN COLLEGE	0	\$0	0	\$0	0	\$0	0	\$0	0	\$0	0	\$0
Independent 4-Yr. Average	16	\$43,526	2	\$61,953	4	\$43,359	4	\$57,728	4	\$32,023	2	\$20,034
DES MOINES AREA COMM COLLEGE	28	\$42,924	0	\$0	0	\$0	0	\$0	0	\$0	28	\$42,924
EASTERN IOWA COMMUNITY COLLEGE	24	\$38,887	0	\$0	0	\$0	0	\$0	24	\$38,887	0	\$0
HAWKEYE COMMUNITY COLLEGE	10	\$36,728	0	\$0	0	\$0	0	\$0	0	\$0	10	\$36,728
INDIAN HILLS COMMUNITY COLLEGE	7	\$34,718	0	\$0	0	\$0	0	\$0	0	\$0	7	\$34,718
IOWA CENTRAL COMMUNITY COLLEGE	17	\$37,801	0	\$0	0	\$0	0	\$0	17	\$37,801	0	\$0
IOWA LAKES COMMUNITY COLLEGE	13	\$32,036	0	\$0	0	\$0	0	\$0	0	\$0	13	\$32,036
IOWA VALLEY COMMUNITY COLLEGE	10	\$35,861	3	\$43,355	5	\$33,815	1	\$30,584	1	\$28,892	0	\$0
IOWA WESTERN COMMUNITY COLLEGE	16	\$33,068	2	\$37,944	6	\$36,197	4	\$32,516	4	\$26,487	0	\$0
KIRKWOOD COMMUNITY COLLEGE	36	\$38,277	0	\$0	0	\$0	0	\$0	0	\$0	36	\$38,277
NORTH IOWA AREA COMM COLLEGE	6	\$40,469	0	\$0	0	\$0	0	\$0	6	\$40,469	0	\$0
NORTHEAST IOWA COMMUNITY COLLEGE	3	\$34,383	0	\$0	0	\$0	0	\$0	0	\$0	3	\$34,383
NORTHWEST IOWA COMMUNITY COLLEGE	5	\$33,175	0	\$0	0	\$0	0	\$0	0	\$0	5	\$33,175
SOUTHEASTERN COMMUNITY COLLEGE	11	\$45,962	0	\$0	0	\$0	0	\$0	11	\$45,962	0	\$0
SOUTHWESTERN COMMUNITY COLLEGE	8	\$27,314	0	\$0	0	\$0	0	\$0	0	\$0	8	\$27,314
WESTERN IOWA TECH	4	\$35,359	0	\$0	0	\$0	0	\$0	0	\$0	4	\$35,359
Community Colleges Average	198	\$37,614	5	\$41,190	11	\$35,114	5	\$32,129	63	\$39,034	114	\$37,154
ALLEN MEMORIAL NURSING SCHOOL	0	\$0	0	\$0	0	\$0	0	\$0	0	\$0	0	\$0
AMERICAN INSTITUTE OF BUSINESS	18	\$33,994	0	\$0	0	\$0	0	\$0	0	\$0	18	\$33,994
AMERICAN INSTITUTE OF COMMERCE	17	\$24,101	0	\$0	0	\$0	0	\$0	17	\$24,101	0	\$0

Source: IPEDS Salaries Of Full-Time Instructional Faculty

Note: Salaries at Maharishi International University have been excluded from all averages.

FEMALE FACULTY / SALARY INFORMATION
 12 - MONTH FACULTY
 1992-1993

Institution	TOTAL		PROFESSOR		ASSOCIATE PROFESSOR		ASSISTANT PROFESSOR		INSTRUCTOR		LECTURER/ OTHER	
	MEAN		MEAN		MEAN		MEAN		MEAN		MEAN	
	N	SALARY	N	SALARY	N	SALARY	N	SALARY	N	SALARY	N	SALARY
FAITH BAPTIST BIBLE COLLEGE	3	\$22,439	0	\$0	1	\$23,038	2	\$22,140	0	\$0	0	\$0
HAMILTON BUSINESS COLLEGE	18	\$21,124	0	\$0	0	\$0	0	\$0	18	\$21,124	0	\$0
IOWA METHODIST NURSING SCHOOL	4	\$31,719	0	\$0	0	\$0	0	\$0	0	\$0	4	\$31,719
JENNIE EDMUNDSON NURSING SCHOOL	0	\$0	0	\$0	0	\$0	0	\$0	0	\$0	0	\$0
MERCY HOSPITAL NURSING SCHOOL	2	\$45,198	0	\$0	0	\$0	0	\$0	2	\$45,198	0	\$0
PALMER COLLEGE OF CHIROPRACTIC	25	\$37,916	2	\$53,699	4	\$41,873	10	\$37,764	9	\$32,818	0	\$0
SAINT LUKE'S SCHOOL OF NURSING	14	\$30,202	0	\$0	0	\$0	0	\$0	14	\$30,202	0	\$0
SPENCER COLLEGE	3	\$21,873	0	\$0	0	\$0	0	\$0	3	\$21,873	0	\$0
U. OF OSTEOPATHIC MEDICINE	23	\$57,897	5	\$77,596	6	\$59,278	8	\$53,420	4	\$40,155	0	\$0
WALDORF COLLEGE	0	\$0	0	\$0	0	\$0	0	\$0	0	\$0	0	\$0
Independent 2-Yr/Other Average	127	\$35,074	7	\$70,768	11	\$49,654	20	\$42,464	67	\$27,235	22	\$33,580
TOTAL	413	\$40,685	24	\$66,828	58	\$53,867	54	\$45,651	139	\$33,059	138	\$36,336

Source: IPEDS Salaries Of Full-Time Instructional Faculty

Note: Salaries at Maharishi International University have been excluded from all averages.

FINANCIAL STATISTICS

This section was compiled from figures reported on IPEDS Finance forms. Definitions for the terms used in these reports follow:

EXPENDITURES

Instruction - Expenditures of the colleges, schools, departments, and other instructional divisions of the institution and expenditures for departmental research and public service that are not separately budgeted.

Research - All funds expended for activities specifically organized to produce research outcomes and commissioned by an agency, either external to the institution or separately budgeted by an organizational unit within the institution.

Public Service - Funds budgeted specifically for public service and expended for activities established primarily to provide non-instructional services beneficial to groups external to the institution.

Academic Support - Expenditures for the support services that are an integral part of the institution's primary mission of instruction, research, or public service, including expenditures for libraries, museums, galleries, audio/visual services, academic computing support, ancillary support, academic administration, personnel development, and course and curriculum development.

Student Services - Funds expended for admissions, registration activities, and activities with a primary purpose of contributing to students' emotional and physical well-being and to their intellectual, cultural, and social development outside the context of the formal instructional program.

Institutional Support - Expenditures for the day-to-day operational support of the institution (excluding expenditures for physical plant operations), including expenditures for general administrative services, executive direction and planning, legal and fiscal operations, and public relations/development.

Operation and Maintenance of Plant - Expenditures for operations established to provide service and maintenance related to grounds and facilities used for educational and general purposes.

Scholarships and Fellowships - Expenditures given in the form of outright grants and trainee stipends to individuals enrolled in formal course work (credit or non-credit), including aid to students in the form of tuition or fee remissions, with the exception of those remissions that are granted because of faculty or staff status.

Mandatory Transfers - Transfers from current funds that must be made in order to fulfill a binding legal obligation of the institution, including mandatory debt-service provisions relating to academic and administrative building, which include (1) amounts set aside for debt retirement and interest, and (2) required provisions for renewal and replacements not financed from other sources.

Auxiliary Enterprise - Includes essentially self-supporting operations of the institution that exist to furnish a service to students, faculty, or staff, and that charge a fee directly related to, although not necessarily equal to, the cost of the service. Examples include residence halls, food services, student health services, intercollegiate athletics, college unions, college stores, and barber shops.

Hospitals - Expenditures, except depreciation, associated with the operation of a hospital, including nursing expenses, other professional services, general services, administrative services, fiscal services, and charges for physical plant operations.

Independent Operations - Funds expended for operations that are independent of, or unrelated to, the primary missions of the institution (i.e., instruction, research, public service), although they may contribute indirectly to the enhancement of these programs. This category generally is limited to expenditures of major federally funded research and development centers.

REVENUES

Tuition and Fees - All tuition and fees (including student activity fees) assessed against students for education purposes.

Government Appropriations - All amounts received by the institution through acts of a legislative body, except grants and contracts for meeting current operating expenses.

Government Grants and Contracts - Revenues from governmental agencies which are for specific research projects.

Private Gifts, Grants, and Contracts - Revenues from private donors for which no legal consideration is involved and private contracts for specific goods and services provided to the funder as stipulation for receipt of the funds.

Endowment Income - 1) Unrestricted income of endowment and similar funds; 2) restricted income of endowment and similar funds expended for current operating purposes; and 3) income from funds held in trust by others under irrevocable trusts.

Sales and Services of Educational Activities - Revenues derived from the sales of goods or services which are incidental to the conduct of instruction, research, or public service.

Auxiliary Enterprises - All revenues generated by, or collected from, the auxiliary enterprise operations of the institution that furnish services to students, faculty, or staff, and that charge fees that are directly related to, although not necessarily equal to, the cost of the service.

Hospitals - Revenues of a hospital operated by the institution, including gifts, grants, appropriations, research revenues, and endowment income.

Other Sources - Revenues or items not covered elsewhere. Examples are interest income and gains (net of losses) from investments of unrestricted current funds, miscellaneous rentals and sales, expired term endowments, and terminated annuity or life income agreements, if not material.

Independent Operations - Revenues associated with operations independent of or unrelated to the primary missions of the institution (i.e., instruction, research, public service) although they may contribute indirectly to the enhancement of these programs. This category generally includes only those revenues associated with major federally funded research and development centers.

CURRENT FUNDS EXPENDITURES

1991-1992

(Amounts In Thousands)

Institution	Public	Academic**	Student	Institutional	Operations	Scholarship*	Mandatory	Auxiliary	Independent	Total			
<u>Instruction</u>	<u>Service</u>	<u>Support</u>	<u>Service</u>	<u>Support</u>	<u>Maint.</u>	<u>Fellowship</u>	<u>Transfers</u>	<u>Enterprise</u>	<u>Hospital</u>	<u>Operations</u>			
IOWA STATE UNIVERSITY													
\$112,799	\$95,853	\$40,802	\$21,689	\$17,573	\$18,155	\$10,206	\$23,240	\$22,456	\$10,370	\$61,141	\$0	\$31,138	\$465,423
UNIVERSITY OF IOWA													
\$170,637	\$94,307	\$28,130	\$26,825	\$15,572	\$24,820	\$13,540	\$29,831	\$31,741	\$18,974	\$76,022	\$374,527	\$0	\$904,926
UNIVERSITY OF NORTHERN IOWA													
\$39,853	\$840	\$7,637	\$13,137	\$3,078	\$9,199	\$902	\$10,036	\$11,203	\$4,500	\$18,544	\$0	\$0	\$118,929
Regents' Universities Totals													
\$323,289	\$191,000	\$76,570	\$61,652	\$36,223	\$52,173	\$24,648	\$63,107	\$65,401	\$33,844	\$155,707	\$374,527	\$31,138	\$1,489,277
BRIAR CLIFF COLLEGE													
\$3,067	\$0	\$0	\$890	\$1,702	\$1,258	\$176	\$518	\$2,548	\$319	\$1,390	\$0	\$0	\$11,869
BUENA VISTA COLLEGE													
\$6,737	\$0	\$0	\$286	\$2,278	\$3,144	\$518	\$922	\$5,576	\$344	\$2,566	\$0	\$0	\$22,370
CENTRAL COLLEGE (C.U.I.)													
\$5,781	\$22	\$208	\$335	\$2,978	\$1,798	\$622	\$1,284	\$6,438	\$79	\$4,379	\$0	\$0	\$23,923
CLARKE COLLEGE													
\$2,372	\$47	\$0	\$303	\$971	\$923	\$287	\$628	\$1,682	\$1	\$1,509	\$0	\$0	\$8,723
COE COLLEGE													
\$5,941	\$0	\$0	\$326	\$1,441	\$2,057	\$641	\$1,407	\$4,148	\$0	\$2,781	\$0	\$0	\$18,744

Source: IPEDS Finance - excluding Nonmandatory Transfers.

*Scholarship/Fellowship Expenditures include federally-funded student assistance. Includes state funded work study allocations.

**Academic Support less Library Expenditures.

CURRENT FUNDS EXPENDITURES
1991-1992
(Amounts In Thousands)

Institution	Instruction	Research	Public Service	Academic** Support	Student Service	Institutional Support	Library	Operations Maint.	Scholarship* Fellowship	Mandatory Transfers	Auxiliary Enterprise	Hospital	Independent Operations	Total
CORNELL COLLEGE	\$5,322	\$145	\$7	\$904	\$1,948	\$2,727	\$587	\$1,536	\$5,641	\$0	\$3,069	\$0	\$0	\$21,887
DIVINE WORD COLLEGE	\$613	\$0	\$0	\$5	\$358	\$573	\$97	\$131	\$281	\$27	\$341	\$0	\$0	\$2,426
DORDT COLLEGE	\$3,847	\$0	\$201	\$385	\$1,087	\$1,340	\$190	\$569	\$2,502	\$0	\$1,934	\$0	\$0	\$12,054
DRAKE UNIVERSITY	\$26,492	\$137	\$3,096	\$2,424	\$4,512	\$7,106	\$2,612	\$3,545	\$16,451	\$696	\$14,537	\$0	\$0	\$81,607
GRACELAND COLLEGE	\$3,399	\$0	\$421	\$77	\$1,726	\$2,037	\$328	\$1,065	\$2,979	\$10	\$2,858	\$0	\$0	\$14,899
GRAND VIEW COLLEGE	\$4,020	\$0	\$0	\$387	\$1,658	\$1,437	\$341	\$694	\$2,936	\$5	\$1,121	\$0	\$0	\$12,599
GRINNELL COLLEGE	\$10,306	\$210	\$0	\$1,983	\$4,103	\$4,952	\$1,611	\$2,415	\$7,367	\$142	\$4,995	\$0	\$0	\$38,083
IOWA WESLEYAN COLLEGE	\$1,637	\$0	\$0	\$94	\$1,140	\$1,654	\$182	\$645	\$2,565	\$0	\$996	\$0	\$0	\$8,915
LORAS COLLEGE	\$5,948	\$151	\$50	\$453	\$1,891	\$2,747	\$629	\$1,286	\$4,641	\$316	\$4,629	\$0	\$0	\$22,740

Source: IPLDS Finance - excluding Nonmandatory Transfers.

*Scholarship/Fellowship Expenditures include federally-funded student assistance. Includes state funded work study allocations.

**Academic Support less Library Expenditures.

CURRENT FUNDS EXPENDITURES
1991-1992
(Amounts In Thousands)

Institution	Instruction	Research	Public Service	Academic** Support	Student Service	Institutional Support	Library	Operations Maint.	Scholarship* Fellowship	Mandatory Transfers	Auxiliary Enterprise	Hospital	Independent Operations	Total
LUTHER COLLEGE	\$10,695	\$152	\$466	\$179	\$3,167	\$3,649	\$1,096	\$1,801	\$7,421	\$474	\$7,500	\$0	\$0	\$36,601
MAHARISHI INTERNATIONAL U.	\$2,645	\$975	\$139	\$624	\$217	\$2,272	\$396	\$1,452	\$3,397	\$305	\$3,405	\$0	\$1,399	\$17,225
MORNINGSIDE COLLEGE	\$4,429	\$0	\$0	\$0	\$954	\$2,845	\$404	\$967	\$4,721	\$0	\$2,078	\$0	\$0	\$16,398
MOUNT MERCY COLLEGE	\$2,601	\$0	\$0	\$586	\$1,119	\$2,361	\$378	\$1,119	\$2,251	\$76	\$1,125	\$0	\$0	\$11,616
MOUNT ST. CLARE COLLEGE	\$768	\$0	\$0	\$102	\$531	\$556	\$104	\$103	\$607	\$0	\$345	\$0	\$0	\$3,115
NORTHWESTERN COLLEGE	\$2,723	\$0	\$23	\$381	\$1,523	\$1,292	\$284	\$641	\$2,932	\$309	\$1,735	\$0	\$0	\$11,844
SAINT AMBROSE UNIVERSITY	\$6,188	\$0	\$0	\$782	\$999	\$3,186	\$511	\$1,930	\$4,350	\$798	\$2,030	\$0	\$0	\$20,774
SIMPSON COLLEGE	\$4,701	\$0	\$0	\$210	\$1,368	\$2,710	\$343	\$1,314	\$4,959	\$124	\$2,233	\$0	\$0	\$17,962
TEIKYO MARYCRIST UNIVERSITY	\$3,340	\$0	\$0	\$338	\$990	\$1,672	\$0	\$471	\$1,913	\$68	\$1,076	\$0	\$0	\$9,867

Source: IPEDS Finance - excluding Nonmandatory Transfers.

*Scholarship/Fellowship Expenditures include federally-funded student assistance. Includes state funded work study allocations.

**Academic Support less Library Expenditures.

CURRENT FUNDS EXPENDITURES
1991-1992
(Amounts In Thousands)

Institution	Public	Academic**	Student	Institutional	Operations	Scholarship*	Mandatory	Auxiliary	Independent	Total			
<u>Instruction</u>	<u>Research</u>	<u>Service</u>	<u>Support</u>	<u>Service</u>	<u>Support</u>	<u>Library</u>	<u>Maint.</u>	<u>Fellowship</u>	<u>Transfers</u>	<u>Enterprise</u>	<u>Hospital</u>	<u>Operations</u>	<u>Total</u>
TEIKYO WESTMAR UNIVERSITY													
\$2,065	\$0	\$0	\$748	\$1,187	\$1,125	\$105	\$851	\$2,035	\$204	\$1,289	\$0	\$0	\$9,611
UNIVERSITY OF DUBUQUE													
\$3,534	\$0	\$0	\$846	\$1,852	\$2,702	\$427	\$555	\$3,065	\$4	\$1,955	\$0	\$0	\$14,940
UPPER IOWA UNIVERSITY													
\$2,775	\$0	\$0	\$128	\$1,651	\$1,385	\$135	\$860	\$2,376	\$121	\$1,722	\$0	\$0	\$11,153
WARTBURG COLLEGE													
\$5,494	\$0	\$216	\$0	\$1,750	\$2,500	\$478	\$1,289	\$3,858	\$450	\$3,575	\$0	\$0	\$19,610
WILLIAM PENN COLLEGE													
\$1,787	\$0	\$0	\$303	\$1,299	\$1,359	\$204	\$602	\$3,592	(\$292)	\$766	\$0	\$0	\$9,621
Independent 4-Yr. Totals													
\$139,227	\$1,840	\$4,826	\$14,080	\$46,397	\$63,367	\$13,686	\$30,599	\$113,233	\$4,582	\$77,938	\$0	\$1,399	\$511,173
DES MOINES AREA COMM. COLLEGE													
\$24,590	\$0	\$0	\$2,285	\$2,779	\$5,259	\$1,169	\$3,088	\$4,693	\$48	\$5,247	\$0	\$0	\$49,158
EASTERN IOWA COMMUNITY COLLEGE													
\$14,517	\$0	\$5,342	\$1,981	\$1,689	\$3,688	\$316	\$1,890	\$3,075	\$0	\$2,055	\$0	\$0	\$34,553
HAWKEYE COMMUNITY COLLEGE													
\$7,123	\$0	\$5,741	\$1,306	\$794	\$1,648	\$418	\$1,625	\$1,579	\$0	\$3,448	\$0	\$0	\$23,682

Source: IPEDS Finance - excluding Nonmandatory Transfers.

*Scholarship/Fellowship Expenditures include federally-funded student assistance. Includes state funded work study allocations.

**Academic Support less Library Expenditures.

CURRENT FUNDS EXPENDITURES
1991-1992
(Amounts In Thousands)

Institution	Public		Academic**	Student	Institutional	Operations		Scholarship*	Mandatory	Auxiliary	Independent	Total		
	Instruction	Research				Service	Support						Library	Maint.
INDIAN HILLS COMMUNITY COLLEGE	\$8,770	\$0	\$0	\$906	\$863	\$2,256	\$329	\$1,597	\$2,541	\$87	\$2,643	\$0	\$0	\$19,993
IOWA CENTRAL COMMUNITY COLLEGE	\$8,935	\$0	\$0	\$0	\$896	\$2,398	\$359	\$851	\$1,739	\$0	\$3,371	\$0	\$0	\$18,550
IOWA LAKES COMMUNITY COLLEGE	\$6,970	\$0	\$0	\$100	\$746	\$1,562	\$569	\$1,355	\$1,686	\$0	\$1,683	\$0	\$0	\$14,671
IOWA VALLEY COMMUNITY COLLEGE	\$5,609	\$0	\$0	\$1,299	\$998	\$1,871	\$407	\$1,373	\$2,211	\$0	\$1,304	\$0	\$0	\$15,072
IOWA WESTERN COMMUNITY COLLEGE	\$10,770	\$0	\$0	\$692	\$1,471	\$2,512	\$335	\$1,599	\$2,182	\$290	\$1,555	\$0	\$0	\$21,406
KIRKWOOD COMMUNITY COLLEGE	\$20,058	\$0	\$0	\$3,526	\$2,897	\$5,902	\$563	\$2,661	\$4,125	\$0	\$3,264	\$0	\$0	\$42,998
NORTH IOWA AREA COMM. COLLEGE	\$10,407	\$0	\$0	\$340	\$1,098	\$1,172	\$383	\$1,552	\$2,013	\$0	\$193	\$0	\$0	\$17,158
NORTHEAST IOWA COMMUNITY COLLEGE	\$8,637	\$0	\$0	\$503	\$656	\$1,450	\$193	\$662	\$1,503	\$0	\$1,348	\$0	\$0	\$14,952
NORTHWEST IOWA COMMUNITY COLLEGE	\$2,665	\$0	\$0	\$316	\$273	\$741	\$153	\$579	\$528	\$0	\$756	\$0	\$0	\$6,012

Source: IPEDS Finance - excluding Nonmandatory Transfers.

*Scholarship/Fellowship Expenditures include federally-funded student assistance. Includes state funded work study allocations.

**Academic Support less Library Expenditures.

255

254

CURRENT FUNDS EXPENDITURES
1991-1992
(Amounts In Thousands)

Institution	Public	Academic**	Student	Institutional	Operations	Scholarship*	Mandatory	Auxiliary	Independent	Total			
<u>Instruction</u>	<u>Research</u>	<u>Service</u>	<u>Support</u>	<u>Service</u>	<u>Support</u>	<u>Library</u>	<u>Maint.</u>	<u>Fellowship</u>	<u>Transfers</u>	<u>Enterprise</u>	<u>Hospital</u>	<u>Operations</u>	<u>Total</u>
SOUTHEASTERN COMMUNITY COLLEGE													
\$7,349	\$9	\$3,382	\$168	\$739	\$1,331	\$253	\$958	\$1,780	\$36	\$1,818	\$0	\$0	\$17,823
SOUTHWESTERN COMMUNITY COLLEGE													
\$4,668	\$0	\$0	\$0	\$425	\$1,219	\$81	\$632	\$1,106	\$0	\$584	\$0	\$0	\$8,714
WESTERN IOWA TECH													
\$7,294	\$0	\$644	\$647	\$801	\$1,836	\$319	\$1,241	\$1,425	\$0	\$1,413	\$0	\$0	\$15,620
Community Colleges Totals													
\$148,364	\$9	\$15,111	\$14,069	\$17,126	\$34,845	\$5,847	\$21,663	\$32,187	\$462	\$30,682	\$0	\$0	\$320,364
ALLEN MEMORIAL NURSING SCHOOL													
\$532	\$0	\$0	\$102	\$0	\$32	\$20	\$1	\$62	\$0	\$0	\$0	\$0	\$749
AMERICAN INSTITUTE OF BUSINESS													
\$1,518	\$0	\$0	\$123	\$1,034	\$1,181	\$90	\$461	\$906	\$0	\$1,728	\$0	\$0	\$7,041
AMERICAN INSTITUTE OF COMMERCE													
\$1,318	\$0	\$0	\$0	\$22	\$1,698	\$8	\$767	\$1,496	\$0	\$324	\$0	\$0	\$5,632
FAITH BAPTIST BIBLE COLLEGE													
\$605	\$0	\$58	\$103	\$329	\$241	\$0	\$262	\$288	\$0	\$1,169	\$0	\$0	\$3,054
HAMILTON BUSINESS COLLEGE													
\$778	\$0	\$0	\$0	\$4	\$1,895	\$8	\$540	\$1,145	\$0	\$0	\$0	\$0	\$4,370

Source: IPEDS Finance - excluding Nonmandatory Transfers.

*Scholarship/Fellowship Expenditures include federally-funded student assistance. Includes state funded work study allocations.

**Academic Support less Library Expenditures.

CURRENT FUNDS EXPENDITURES
1991-1992
(Amounts In Thousands)

Institution	Public	Academic**	Student	Institutional	Operations	Scholarship*	Mandatory	Auxiliary	Independent	Total			
<u>Instruction</u>	<u>Research</u>	<u>Service</u>	<u>Support</u>	<u>Service</u>	<u>Support</u>	<u>Library</u>	<u>Maint.</u>	<u>Fellowship</u>	<u>Transfers</u>	<u>Enterprise</u>	<u>Hospital</u>	<u>Operations</u>	<u>Total</u>
IOWA METHODIST NURSING SCHOOL													
\$888	\$0	\$0	\$0	\$150	\$0	\$0	\$0	\$316	\$0	\$0	\$0	\$0	\$1,353
JENNIE EDMUNDSON NURSING SCHOOL													
\$480	\$0	\$0	\$54	\$0	\$245	\$16	\$5	\$156	\$0	\$30	\$0	\$0	\$987
MERCY HOSPITAL NURSING SCHOOL													
\$600	\$0	\$0	\$146	\$38	\$202	\$11	\$391	\$163	\$0	\$27	\$0	\$0	\$1,578
PALMER COLLEGE OF CHIROPRACTIC													
\$7,711	\$599	\$0	\$23	\$1,722	\$6,892	\$627	\$2,150	\$1,595	\$551	\$1,635	\$0	\$0	\$23,505
SAINT LUKE'S SCHOOL OF NURSING													
\$577	\$0	\$0	\$100	\$32	\$174	\$4	\$285	\$172	\$0	\$0	\$0	\$0	\$1,344
SPENCER COLLEGE													
\$287	\$0	\$0	\$41	\$201	\$256	\$1	\$95	\$246	\$0	\$0	\$0	\$0	\$1,126
U. OF OSTEOPATHIC MEDICINE													
\$7,068	\$314	\$0	\$3,210	\$202	\$3,406	\$274	\$1,458	\$351	\$906	\$7,868	\$0	\$0	\$25,058
WALDORF COLLEGE													
\$1,604	\$0	\$0	\$205	\$771	\$1,154	\$154	\$414	\$1,280	\$277	\$1,134	\$0	\$0	\$6,993
Independent 2-Yr/Other Totals													
\$23,964	\$914	\$58	\$4,108	\$4,506	\$17,375	\$1,212	\$6,829	\$8,177	\$1,734	\$13,914	\$0	\$0	\$82,791

Source: IPEDS Finance - excluding Normandatory Transfers.

*Scholarship/Fellowship Expenditures include federally-funded student assistance. Includes state funded work study allocations.

**Academic Support less Library Expenditures.

CURRENT FUNDS EXPENDITURES
1991-1992
(Amounts In Thousands)

Institution	Public	Academic**	Student	Institutional	Operations	Scholarship*	Mandatory	Auxiliary	Independent	Total				
<u>Instruction</u>	<u>Research</u>	<u>Service</u>	<u>Support</u>	<u>Service</u>	<u>Support</u>	<u>Library</u>	<u>Maint.</u>	<u>Fellowship</u>	<u>Transfers</u>	<u>Enterprise</u>	<u>Hospital</u>	<u>Operations</u>	<u>Total</u>	
TOTAL	\$634,844	\$193,762	\$96,564	\$93,909	\$104,252	\$167,761	\$45,392	\$122,199	\$218,997	\$40,621	\$278,241	\$374,527	\$32,537	\$2,403,606

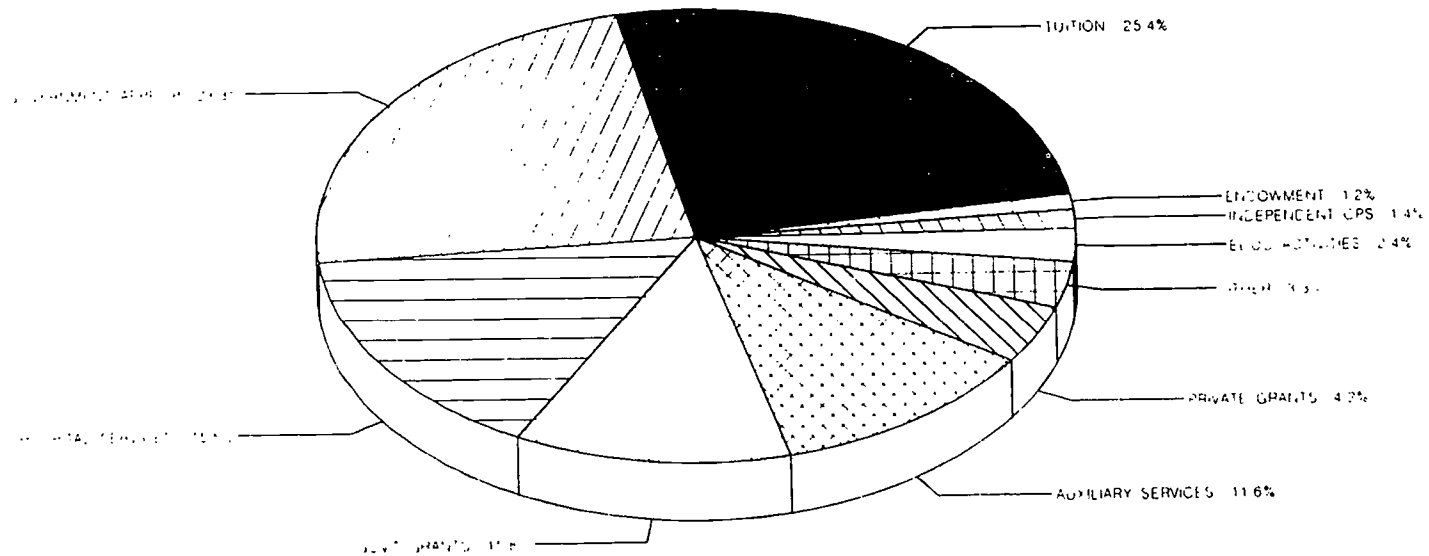
Source: IPEDS Finance - excluding Nonmandatory Transfers.

*Scholarship/Fellowship Expenditures include federally-funded student assistance. Includes state funded work study allocations.

**Academic Support less Library Expenditures.

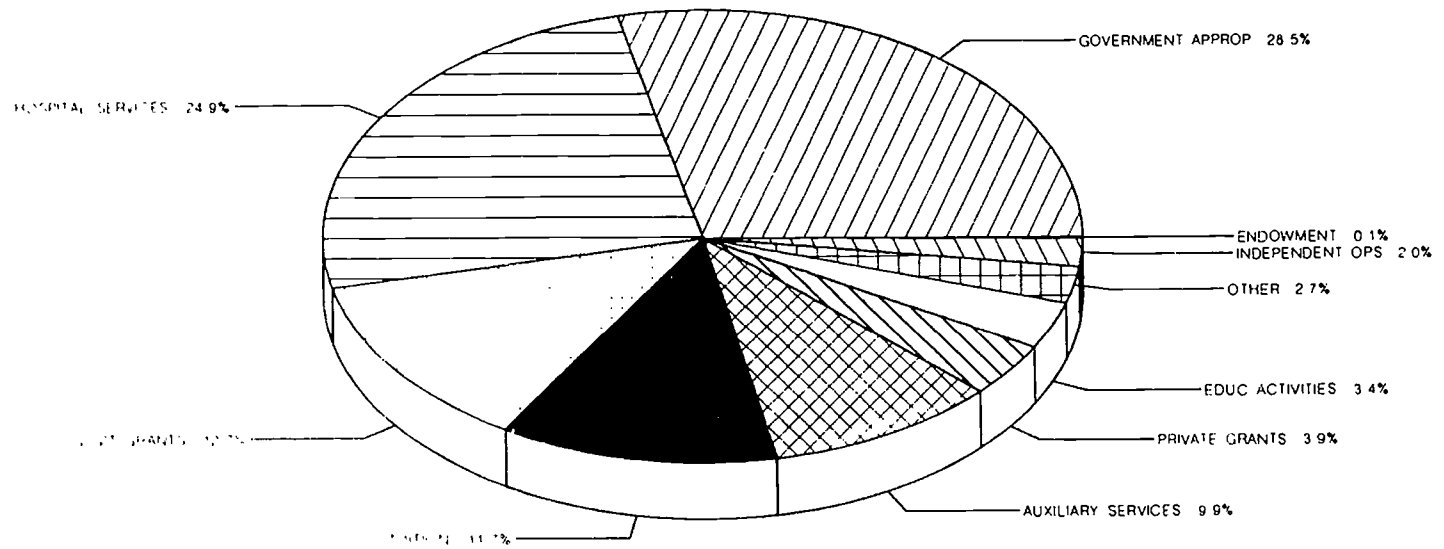
CURRENT REVENUES

1991 - 1992 ALL INSTITUTIONS



CURRENT REVENUES

1991 - 1992 REGENTS

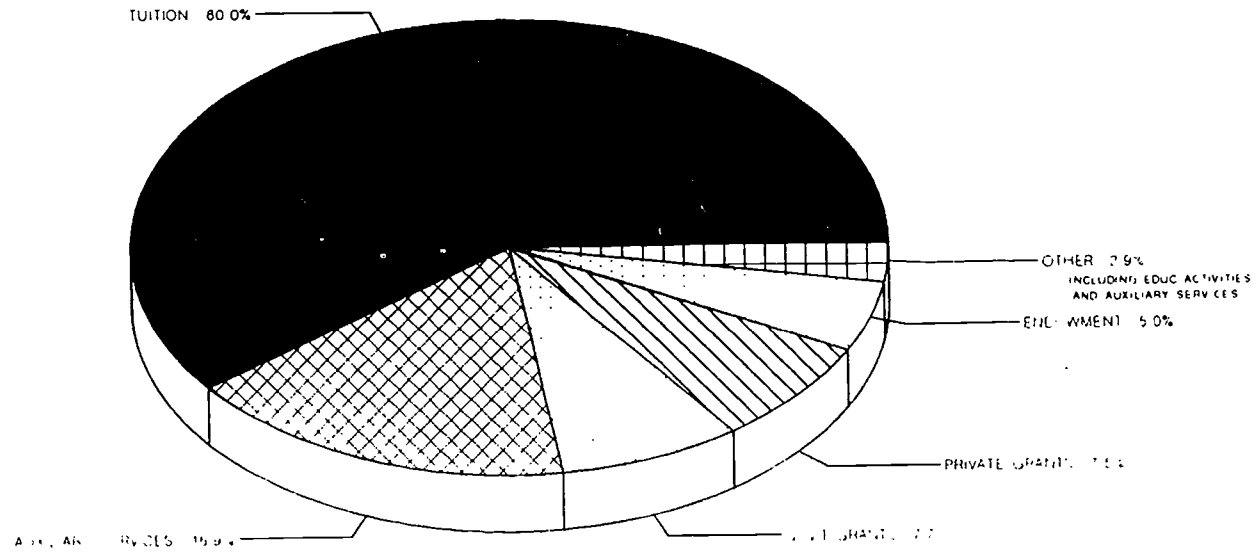


264

265

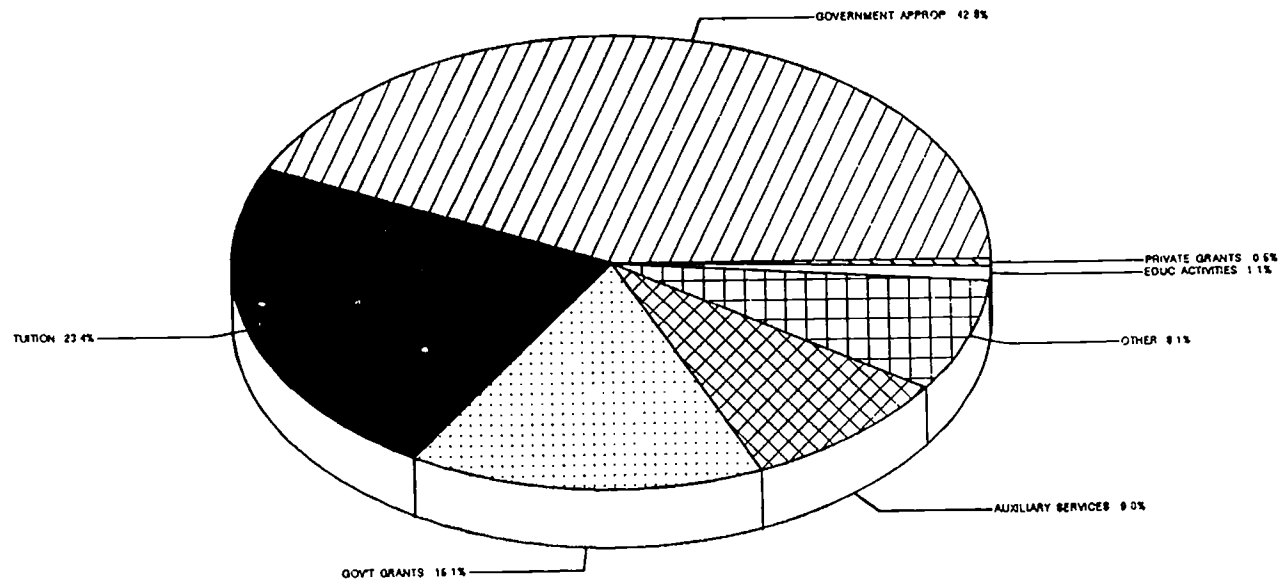
CURRENT REVENUES

1991 - 1992 FOUR-YEAR INDEPENDENT



CURRENT REVENUES

1991 - 1992 COMMUNITY COLLEGES



CURRENT FUNDS REVENUES
1991-1992
(Amounts In Thousands)

Institution	TUITION & FEES	GOVERNMENT APPROPRIATION	GOVERNMENT GRANTS & CONTRACTS*	PRIVATE GIFTS, GRANTS & CONTRACTS	ENDOWMENT INCOME	SALES & SERVICES OF EDUCATION ACTIVITY	SALES & SERVICES OF AUXILIARY SERVICES	SALES & SERVICES OF HOSPITAL	OTHER SOURCES	INDEPENDENT OPERATIONS	TOTAL
IOWA STATE UNIVERSITY	\$72,331	\$195,596	\$67,155	\$22,774	\$217	\$10,425	\$60,401	\$0	\$17,078	\$31,138	\$477,115
UNIVERSITY OF IOWA	\$81,057	\$179,904	\$115,313	\$36,026	\$952	\$38,917	\$72,400	\$381,943	\$22,928	\$0	\$929,441
UNIVERSITY OF NORTHERN IOWA	\$26,529	\$61,513	\$12,479	\$1,285	\$64	\$2,963	\$19,056	\$0	\$795	\$0	\$124,684
Regents' Universities Total	\$179,917	\$437,013	\$194,947	\$60,085	\$1,233	\$52,305	\$151,856	\$381,943	\$40,801	\$31,138	\$1,531,240
BRIAR CLIFF COLLEGE	\$7,342	\$0	\$1,560	\$633	\$255	\$0	\$1,943	\$0	\$70	\$0	\$11,802
BUENA VISTA COLLEGE	\$15,324	\$0	\$2,192	\$665	\$1,974	\$153	\$3,460	\$0	\$201	\$0	\$23,969
CENTRAL COLLEGE (C.U.I.)	\$14,831	\$0	\$2,027	\$1,040	\$987	\$161	\$6,309	\$0	\$596	\$0	\$25,950
CLARKE COLLEGE	\$5,257	\$0	\$694	\$949	\$272	\$0	\$1,523	\$0	\$83	\$0	\$8,778
COE COLLEGE	\$10,525	\$0	\$1,033	\$1,165	\$2,501	\$0	\$2,861	\$0	\$808	\$0	\$18,893
CORNELL COLLEGE	\$13,372	\$0	\$987	\$2,533	\$1,042	\$0	\$4,101	\$0	\$329	\$0	\$22,365
DIVINE WORD COLLEGE	\$324	\$0	\$178	\$1,747	\$144	\$0	\$192	\$0	\$62	\$0	\$2,648
DORDT COLLEGE	\$8,023	\$0	\$913	\$1,497	\$208	\$175	\$2,042	\$0	\$266	\$0	\$13,123
DRAKE UNIVERSITY	\$55,119	\$0	\$6,577	\$5,444	\$2,449	\$108	\$12,248	\$0	\$1,216	\$0	\$83,159

Source: IPEDS Finance - excluding Nonmandatory Transfers.

*Includes state funded work study allocations.

CURRENT FUNDS REVENUES
1991-1992
(Amounts In Thousands)

Institution	TUITION & FEES	GOVERNMENT APPROPRIATION	GOVERNMENT GRANTS & CONTRACTS*	PRIVATE GIFTS, GRANTS & CONTRACTS	ENDOWMENT INCOME	SALES & SERVICES OF EDUCATION ACTIVITY	SALES & SERVICES OF AUXILIARY SERVICES	SALES & SERVICES OF HOSPITAL	OTHER SOURCES	INDEPENDENT OPERATIONS	TOTAL
GRACELAND COLLEGE	\$8,452	\$0	\$1,573	\$1,224	\$500	\$127	\$2,967	\$0	\$162	\$0	\$15,005
GRAND VIEW COLLEGE	\$8,959	\$0	\$1,001	\$1,006	\$125	\$0	\$1,178	\$0	\$338	\$0	\$12,606
GRINNELL COLLEGE	\$17,979	\$0	\$733	\$4,522	\$10,438	\$0	\$5,767	\$0	\$514	\$0	\$39,953
IOWA WESLEYAN COLLEGE	\$5,317	\$0	\$719	\$1,461	\$5	\$45	\$1,253	\$0	\$79	\$0	\$8,878
LORAS COLLEGE	\$15,239	\$0	\$1,406	\$851	\$632	\$100	\$4,530	\$0	\$546	\$0	\$23,304
LUTHER COLLEGE	\$23,311	\$0	\$2,328	\$1,600	\$815	\$60	\$8,300	\$0	\$419	\$0	\$36,833
MAHARISHI INTERNATIONAL U.	\$4,248	\$0	\$5,318	\$3,100	\$280	\$0	\$4,663	\$0	\$3,038	\$2,313	\$22,960
MORNINGSIDE COLLEGE	\$9,864	\$0	\$1,220	\$1,066	\$805	\$0	\$1,687	\$0	\$770	\$0	\$15,412
MOUNT MERCY COLLEGE	\$8,071	\$0	\$863	\$302	\$392	\$82	\$1,818	\$0	\$96	\$0	\$11,624
MOUNT ST. CLARE COLLEGE	\$1,679	\$0	\$210	\$654	\$11	\$57	\$444	\$0	\$79	\$0	\$3,134
NORTHWESTERN COLLEGE	\$7,884	\$0	\$1,117	\$763	\$350	\$262	\$2,549	\$0	\$301	\$0	\$13,227
SAINT AMBROSE UNIVERSITY	\$15,261	\$0	\$1,083	\$870	\$319	\$0	\$3,195	\$0	\$166	\$0	\$20,895
SIMPSON COLLEGE	\$11,732	\$0	\$924	\$1,516	\$884	\$0	\$2,930	\$0	\$230	\$0	\$18,216

Source: IPEDS Finance - excluding Nonmandatory Transfers.

*Includes state funded work study allocations.

CURRENT FUNDS REVENUES
1991-1992
(Amounts In Thousands)

Institution	TUITION & FEES	GOVERNMENT APPROPRIATION	GOVERNMENT GRANTS & CONTRACTS*	PRIVATE GIFTS, GRANTS & CONTRACTS	ENDOWMENT INCOME	SALES & SERVICES OF EDUCATION ACTIVITY	SALES & SERVICES OF AUXILIARY SERVICES	SALES & SERVICES OF HOSPITAL	OTHER SOURCES	INDEPENDENT OPERATIONS	TOTAL
TEIKYO MARYCREST UNIVERSITY	\$7,009	\$0	\$1,058	\$392	\$2	\$26	\$1,263	\$0	\$109	\$0	\$9,859
TEIKYO WESTMAR UNIVERSITY	\$6,936	\$0	\$645	\$368	\$39	\$6	\$2,590	\$0	\$357	\$0	\$10,942
UNIVERSITY OF DUBUQUE	\$8,170	\$0	\$855	\$2,009	\$534	\$0	\$2,024	\$0	\$221	\$0	\$13,814
UPPER IOWA UNIVERSITY	\$8,109	\$0	\$1,415	\$224	\$160	\$11	\$1,898	\$0	\$89	\$0	\$11,905
WARTBURG COLLEGE	\$12,912	\$0	\$1,094	\$1,016	\$224	\$35	\$4,407	\$0	\$478	\$0	\$20,165
WILLIAM PENN COLLEGE	\$6,070	\$0	\$1,214	\$846	\$170	\$0	\$981	\$0	\$100	\$0	\$9,381
Independent 4-Yr. Total	\$317,321	\$0	\$40,936	\$39,461	\$26,516	\$1,407	\$89,124	\$0	\$11,723	\$2,313	\$528,801
DES MOINES AREA COMM. COLLEGE	\$11,300	\$21,634	\$4,564	\$619	\$0	\$296	\$5,115	\$0	\$6,364	\$0	\$49,892
EASTERN IOWA COMMUNITY COLLEGE	\$7,774	\$13,344	\$2,299	\$106	\$0	\$83	\$2,582	\$0	\$2,914	\$0	\$35,101
HAWKEYE COMMUNITY COLLEGE	\$4,005	\$9,464	\$2,263	\$0	\$0	\$0	\$3,275	\$0	\$4,125	\$0	\$23,132
INDIAN HILLS COMMUNITY COLLEGE	\$4,513	\$10,147	\$3,186	\$15	\$0	\$0	\$2,528	\$0	\$631	\$0	\$21,020
IOWA CENTRAL COMMUNITY COLLEGE	\$4,518	\$7,986	\$2,549	\$0	\$0	\$259	\$2,175	\$0	\$881	\$0	\$18,367
IOWA LAKES COMMUNITY COLLEGE	\$2,718	\$7,006	\$3,011	\$232	\$3	\$8	\$1,919	\$0	\$450	\$0	\$15,349

Source: IPEDS Finance - excluding Nonmandatory Transfers.

*Includes state funded work study allocations.

274

275

CURRENT FUNDS REVENUES
1991-1992
(Amounts In Thousands)

Institution	TUITION & FEES	GOVERNMENT APPROPRIATION	GOVERNMENT GRANTS & CONTRACTS*	PRIVATE GIFTS, GRANTS & CONTRACTS	ENDOWMENT INCOME	SALES & SERVICES OF EDUCATION ACTIVITY	SALES & SERVICES OF AUXILIARY SERVICES	SALES & SERVICES OF HOSPITAL	OTHER SOURCES	INDEPENDENT OPERATIONS	TOTAL
IOWA VALLEY COMMUNITY COLLEGE	\$3,974	\$6,992	\$2,146	\$1	\$0	\$0	\$1,781	\$0	\$1,098	\$0	\$15,992
IOWA WESTERN COMMUNITY COLLEGE	\$6,455	\$8,848	\$2,769	\$111	\$0	\$725	\$1,571	\$0	\$1,681	\$0	\$22,160
KIRKWOOD COMMUNITY COLLEGE	\$13,818	\$17,803	\$6,695	\$288	\$0	\$1,368	\$2,506	\$0	\$465	\$0	\$42,941
NORTH IOWA AREA COMM. COLLEGE	\$3,910	\$7,881	\$3,443	\$18	\$1	\$0	\$244	\$0	\$1,660	\$0	\$17,158
NORTHEAST IOWA COMMUNITY COLLEGE	\$3,431	\$6,912	\$1,651	\$39	\$0	\$3	\$1,339	\$0	\$1,788	\$0	\$15,164
NORTHWEST IOWA COMMUNITY COLLEGE	\$950	\$3,972	\$553	\$0	\$0	\$0	\$754	\$0	\$129	\$0	\$6,358
SOUTHEASTERN COMMUNITY COLLEGE	\$3,312	\$5,861	\$4,214	\$244	\$0	\$216	\$1,800	\$0	\$1,452	\$0	\$17,099
SOUTHWESTERN COMMUNITY COLLEGE	\$1,886	\$3,388	\$1,761	\$0	\$0	\$292	\$790	\$0	\$1,657	\$0	\$9,773
WESTERN IOWA TECH	\$3,418	\$7,973	\$2,097	\$0	\$0	\$187	\$916	\$0	\$1,038	\$0	\$15,629
Community Colleges Total	\$75,980	\$139,211	\$49,201	\$1,674	\$4	\$3,436	\$29,296	\$0	\$26,334	\$0	\$325,137
ALLEN MEMORIAL NURSING SCHOOL	\$220	\$0	\$62	\$0	\$0	\$0	\$0	\$467	\$0	\$0	\$750
AMERICAN INSTITUTE OF BUSINESS	\$4,276	\$0	\$870	\$55	\$370	\$0	\$1,841	\$0	\$162	\$0	\$7,575
AMERICAN INSTITUTE OF COMMERCE	\$3,498	\$0	\$1,496	\$0	\$0	\$0	\$403	\$0	\$0	\$0	\$5,398

Source: IPEDS Finance - excluding Nonmandatory Transfers.

*Includes state funded work study allocations.

CURRENT FUNDS REVENUES
1991-1992
(Amounts In Thousands)

Institution	TUITION & FEES	GOVERNMENT APPROPRIATION	GOVERNMENT GRANTS & CONTRACTS*	PRIVATE GIFTS, GRANTS & CONTRACTS	ENDOWMENT INCOME	SALES & SERVICES OF EDUCATION ACTIVITY	SALES & SERVICES OF AUXILIARY SERVICES	SALES & SERVICES OF HOSPITAL	OTHER SOURCES	INDEPENDENT OPERATIONS	TOTAL
FAITH BAPTIST BIBLE COLLEGE	\$1,033	\$0	\$217	\$428	\$0	\$0	\$1,181	\$0	\$73	\$0	\$2,932
HAMILTON BUSINESS COLLEGE	\$3,219	\$0	\$1,026	\$119	\$0	\$0	\$0	\$0	\$19	\$0	\$4,383
IOWA METHODIST NURSING SCHOOL	\$583	\$0	\$198	\$0	\$0	\$0	\$0	\$0	\$0	\$0	\$781
JENNIE EDMUNDSON NURSING SCHOOL	\$251	\$0	\$134	\$542	\$0	\$0	\$30	\$0	\$0	\$0	\$957
MERCY HOSPITAL NURSING SCHOOL	\$343	\$0	\$106	\$0	\$0	\$0	\$98	\$0	\$56	\$0	\$603
PALMER COLLEGE OF CHIROPRACTIC	\$19,456	\$0	\$632	\$797	\$238	\$899	\$1,866	\$0	\$497	\$0	\$24,384
SAINT LUKE'S SCHOOL OF NURSING	\$368	\$0	\$151	\$22	\$0	\$0	\$74	\$0	\$0	\$0	\$615
SPENCER COLLEGE	\$601	\$0	\$218	\$6	\$0	\$140	\$0	\$0	\$71	\$0	\$1,036
U. OF OSTEOPATHIC MEDICINE	\$16,866	\$0	\$870	\$61	\$0	\$0	\$7,981	\$0	\$1,602	\$0	\$27,380
WALDORF COLLEGE	\$3,185	\$0	\$507	\$834	\$83	\$0	\$1,453	\$0	\$181	\$0	\$6,243
Independent 2-Yr/Other	\$53,899	\$0	\$6,489	\$2,864	\$691	\$1,040	\$14,928	\$467	\$2,659	\$0	\$83,037
TOTAL	\$627,118	\$576,224	\$291,572	\$104,085	\$28,444	\$58,188	\$285,204	\$382,411	\$81,518	\$33,451	\$2,468,215

Source: IPEDS Finance - excluding Nonmandatory Transfers.

*Includes state funded work study allocations.

FEDERAL / STATE REVENUES
1991-1992

Institution	F E D E R A L				S T A T E			LOCAL
	APPROPRIATIONS	GRANTS & CONTRACTS*	TOTAL*	PELL GRANT**	APPROPRIATIONS	GRANTS & CONTRACTS***	TOTAL	PROPERTY TAX
IOWA STATE UNIVERSITY	\$11,595,223	\$56,967,638	\$68,562,861	\$10,644,689	\$184,000,990	\$10,043,074	\$194,044,064	\$0
UNIVERSITY OF IOWA	\$0	\$113,006,131	\$113,006,131	\$5,987,094	\$179,904,193	\$2,307,114	\$182,211,307	\$0
UNIVERSITY OF NORTHERN IOWA	\$0	\$9,573,638	\$9,573,638	\$6,022,345	\$61,513,021	\$2,905,181	\$64,418,202	\$0
Regents' Universities Total	\$11,595,223	\$179,547,407	\$191,142,630	\$22,654,128	\$425,418,204	\$15,255,369	\$440,673,573	\$0
BRIAR CLIFF COLLEGE	\$0	\$1,535,811	\$1,535,811	\$855,753	\$0	\$24,079	\$24,079	\$0
BUENA VISTA COLLEGE	\$0	\$2,141,820	\$2,141,820	\$1,727,427	\$0	\$49,999	\$49,999	\$0
CENTRAL COLLEGE (C.U.I.)	\$0	\$1,991,790	\$1,991,790	\$840,095	\$0	\$34,916	\$34,916	\$0
CLARKE COLLEGE	\$0	\$676,949	\$676,949	\$460,541	\$0	\$17,000	\$17,000	\$0
COE COLLEGE	\$0	\$1,013,006	\$1,013,006	\$557,498	\$0	\$20,156	\$20,156	\$0
CORNELL COLLEGE	\$0	\$931,507	\$931,507	\$482,463	\$0	\$44,535	\$44,535	\$0
DIVINE WORD COLLEGE	\$0	\$178,275	\$178,275	\$94,900	\$0	\$0	\$0	\$0
DORDT COLLEGE	\$0	\$885,742	\$885,742	\$588,869	\$0	\$27,130	\$27,130	\$0
DRAKE UNIVERSITY	\$0	\$6,195,994	\$6,195,994	\$1,366,927	\$0	\$380,631	\$380,631	\$0
GRACELAND COLLEGE	\$0	\$1,549,167	\$1,549,167	\$576,484	\$0	\$24,302	\$24,302	\$0
GRAND VIEW COLLEGE	\$0	\$976,964	\$976,964	\$804,809	\$0	\$24,074	\$24,074	\$0
GRINNELL COLLEGE	\$0	\$690,915	\$690,915	\$283,037	\$0	\$42,318	\$42,318	\$0
IOWA WESLEYAN COLLEGE	\$0	\$702,163	\$702,163	\$562,795	\$0	\$17,331	\$17,331	\$0
LORAS COLLEGE	\$0	\$1,406,212	\$1,406,212	\$751,091	\$0	\$0	\$0	\$0
LUTHER COLLEGE	\$0	\$2,218,549	\$2,218,549	\$857,369	\$0	\$109,262	\$109,262	\$0
MAHARISHI INTERNATIONAL U.	\$0	\$5,307,457	\$5,307,457	\$267,610	\$0	\$10,664	\$10,664	\$0
MORNINGSIDE COLLEGE	\$0	\$1,219,758	\$1,219,758	\$785,468	\$0	\$0	\$0	\$0
MOUNT MERCY COLLEGE	\$0	\$862,965	\$862,965	\$613,830	\$0	\$0	\$0	\$0
MOUNT ST. CLARE COLLEGE	\$0	\$201,977	\$201,977	\$156,593	\$0	\$7,933	\$7,933	\$0
NORTHWESTERN COLLEGE	\$0	\$1,077,438	\$1,077,438	\$711,820	\$0	\$40,023	\$40,023	\$0
SAINT AMBROSE UNIVERSITY	\$0	\$1,082,836	\$1,082,836	\$1,036,274	\$0	\$0	\$0	\$0
SIMPSON COLLEGE	\$0	\$923,668	\$923,668	\$740,033	\$0	\$0	\$0	\$0
TEIKYO MARYCREST UNIVERSITY	\$0	\$1,037,267	\$1,037,267	\$590,392	\$0	\$20,303	\$20,303	\$0

Source: IPEDS Finance

* Includes Pell Grants

**The Pell Grant figures do not match those listed in the Non-Repayable Aid for Students Report due to differences in the reporting periods.

*** Includes state funded work study allocations.

FEDERAL / STATE REVENUES
1991-1992

Institution	FEDERAL				STATE			LOCAL
	APPROPRIATIONS	GRANTS & CONTRACTS*	TOTAL*	PELL GRANT**	APPROPRIATIONS	GRANTS & CONTRACTS***	TOTAL	PROPERTY TAX
TEIKYO WESTMAR UNIVERSITY	\$0	\$645,266	\$645,266	\$493,311	\$0	\$0	\$0	\$0
UNIVERSITY OF DUBUQUE	\$0	\$854,935	\$854,935	\$516,214	\$0	\$0	\$0	\$0
UPPER IOWA UNIVERSITY	\$0	\$1,388,962	\$1,388,962	\$1,125,655	\$0	\$25,689	\$25,689	\$0
WARTBURG COLLEGE	\$0	\$1,049,770	\$1,049,770	\$706,121	\$0	\$43,910	\$43,910	\$0
WILLIAM PENN COLLEGE	\$0	\$1,188,340	\$1,188,340	\$811,476	\$0	\$25,635	\$25,635	\$0
Independent 4-Yr. Total	\$0	\$39,935,503	\$39,935,503	\$19,364,855	\$0	\$989,890	\$989,890	\$0
DES MOINES AREA COMM. COLLEGE	\$1,408,477	\$4,563,952	\$5,972,429	\$4,462,068	\$16,170,392	\$0	\$16,170,392	\$4,055,183
EASTERN IOWA COMMUNITY COLLEGE	\$1,791,123	\$8,238,870	\$10,029,993	\$2,845,977	\$9,614,871	\$59,840	\$9,674,711	\$1,938,028
HAWKEYE COMMUNITY COLLEGE	\$753,398	\$2,153,090	\$2,906,488	\$1,519,892	\$7,585,008	\$109,761	\$7,694,769	\$1,125,606
INDIAN HILLS COMMUNITY COLLEGE	\$702,973	\$3,020,419	\$3,723,392	\$2,357,669	\$8,495,765	\$165,490	\$8,661,255	\$948,645
IOWA CENTRAL COMMUNITY COLLEGE	\$550,210	\$2,549,438	\$3,099,648	\$1,624,159	\$6,103,436	\$0	\$6,103,436	\$1,331,917
IOWA LAKES COMMUNITY COLLEGE	\$339,380	\$2,716,635	\$3,056,015	\$1,486,227	\$5,693,273	\$294,789	\$5,988,062	\$973,452
IOWA VALLEY COMMUNITY COLLEGE	\$285,170	\$2,021,023	\$2,306,193	\$1,636,586	\$5,390,733	\$125,069	\$5,515,802	\$1,316,191
IOWA WESTERN COMMUNITY COLLEGE	\$661,793	\$2,494,101	\$3,155,894	\$2,103,151	\$6,465,745	\$275,216	\$6,740,961	\$1,720,041
KIRKWOOD COMMUNITY COLLEGE	\$896,932	\$5,687,546	\$6,584,478	\$3,684,216	\$14,192,921	\$875,467	\$15,068,388	\$2,712,774
NORTH IOWA AREA COMM. COLLEGE	\$589,694	\$3,443,117	\$4,032,811	\$1,927,819	\$6,014,306	\$0	\$6,014,306	\$1,277,139
NORTHEAST IOWA COMMUNITY COLLEGE	\$587,795	\$1,651,330	\$2,239,125	\$1,401,588	\$5,018,731	\$0	\$5,018,731	\$1,305,635
NORTHWEST IOWA COMMUNITY COLLEGE	\$296,011	\$381,522	\$677,533	\$381,522	\$2,690,964	\$171,826	\$2,862,790	\$984,914
SOUTHEASTERN COMMUNITY COLLEGE	\$393,991	\$1,635,926	\$2,029,917	\$1,553,356	\$4,762,289	\$2,577,756	\$7,340,045	\$704,984
SOUTHWESTERN COMMUNITY COLLEGE	\$0	\$1,509,959	\$1,509,959	\$1,052,177	\$2,844,138	\$250,718	\$3,094,856	\$543,803
WESTERN IOWA TECH	\$688,884	\$2,077,593	\$2,766,477	\$1,501,961	\$6,061,478	\$19,129	\$6,080,607	\$1,222,769
Community Colleges Total	\$9,945,831	\$44,144,521	\$54,090,352	\$29,538,368	\$107,104,050	\$4,925,061	\$112,029,111	\$22,161,081
ALLEN MEMORIAL NURSING SCHOOL	\$0	\$62,317	\$62,317	\$57,417	\$0	\$0	\$0	\$0
AMERICAN INSTITUTE OF BUSINESS	\$0	\$852,306	\$852,306	\$747,404	\$0	\$17,995	\$17,995	\$0
AMERICAN INSTITUTE OF COMMERCE	\$0	\$1,283,854	\$1,283,854	\$1,196,227	\$0	\$0	\$0	\$0

Source: IPEDS Finance

* Includes Pell Grants

**The Pell Grant figures do not match those listed in the Non-Repayable Aid for Students Report due to differences in the reporting periods.

*** Includes state funded work study allocations.

FEDERAL / STATE REVENUES
1991-1992

Institution	F E D E R A L				S T A T E			LOCAL
	APPROPRIATIONS	GRANTS & CONTRACTS*	TOTAL*	PELL GRANT**	APPROPRIATIONS	GRANTS & CONTRACTS***	TOTAL	PROPERTY TAX
FAITH BAPTIST BIBLE COLLEGE	\$0	\$216,648	\$216,648	\$216,648	\$0	\$0	\$0	\$0
HAMILTON BUSINESS COLLEGE	\$0	\$1,025,924	\$1,025,924	\$993,038	\$0	\$0	\$0	\$0
IOWA METHODIST NURSING SCHOOL	\$0	\$197,747	\$197,747	\$188,354	\$0	\$0	\$0	\$0
JENNIE EDMUNDSON NURSING SCHOOL	\$0	\$134,487	\$134,487	\$96,169	\$0	\$0	\$0	\$0
MERCY HOSPITAL NURSING SCHOOL	\$0	\$106,327	\$106,327	\$106,327	\$0	\$0	\$0	\$0
PALMER COLLEGE OF CHIROPRACTIC	\$0	\$631,668	\$631,668	\$267,612	\$0	\$0	\$0	\$0
SAINT LUKE'S SCHOOL OF NURSING	\$0	\$151,467	\$151,467	\$134,698	\$0	\$0	\$0	\$0
SPENCER COLLEGE	\$0	\$218,370	\$218,370	\$153,036	\$0	\$0	\$0	\$0
U. OF OSTEOPATHIC MEDICINE	\$0	\$865,835	\$865,835	\$38,237	\$0	\$4,000	\$4,000	\$0
WALDORF COLLEGE	\$0	\$497,403	\$497,403	\$305,305	\$0	\$9,745	\$9,745	\$0
Independent 2-Yr/Other Total	\$0	\$6,244,353	\$6,244,353	\$4,500,472	\$0	\$31,740	\$31,740	\$0
TOTAL	\$21,541,054	\$269,871,784	\$291,412,838	\$76,057,823	\$532,522,254	\$21,202,060	\$553,724,314	\$22,161,081

Source: IPEDS Finance

* Includes Pell Grants

**The Pell Grant figures do not match those listed in the Non-Repayable Aid for Students Report due to differences in the reporting periods.

*** Includes state funded work study allocations.

PHYSICAL PLANT ASSETS
1991-1992

	BOOK - VALUE			BOOK VALUE - YEAR END			CURRENT REPLACEMENT VALUE		BALANCE OWED ON PRINCIPAL
	BEGINNING	ADDITIONS	DEDUCTIONS	LAND	BUILDINGS	EQUIPMENT	BUILDINGS	EQUIPMENT	
IOWA STATE UNIVERSITY	\$653,526,868	\$41,475,822	\$10,519,489	\$4,151,667	\$457,290,664	\$223,040,870	\$1,578,600,000	\$161,046,000	\$200,321,651
UNIVERSITY OF IOWA	\$1,160,541,854	\$104,823,105	\$9,039,820	\$143,958,651	\$662,377,998	\$449,988,490	\$1,977,114,943	\$514,087,068	\$288,703,199
UNIVERSITY OF NORTHERN IOWA	\$173,263,483	\$11,843,070	\$1,827,431	\$17,409,221	\$125,403,220	\$40,466,681	\$432,034,100	\$55,072,000	\$58,825,000
Regents' Universities Total	\$1,987,332,205	\$158,141,997	\$21,386,740	\$165,519,539	\$1,245,071,882	\$713,496,041	\$3,987,749,043	\$730,205,068	\$547,849,850
BRIAR CLIFF COLLEGE	\$13,367,832	\$676,093	\$374,749	\$360,774	\$10,294,695	\$3,013,707	\$22,561,400	\$1,298,000	\$2,725,827
BUENA VISTA COLLEGE	\$28,643,532	\$2,634,848	\$14,644,786	\$3,033,287	\$11,913,506	\$1,686,801	\$69,376,184	\$23,016,930	\$3,722,408
CENTRAL COLLEGE (C.U.I.)	\$30,949,449	\$1,705,201	\$265,628	\$856,433	\$26,692,314	\$4,840,275	\$41,000,000	\$5,777,050	\$538,844
CLARKE COLLEGE	\$25,093,706	\$298,203	\$82,320	\$660,544	\$20,944,725	\$3,704,320	\$46,936,000	\$7,912,300	\$205,476
COE COLLEGE	\$17,437,362	\$831,226	\$747,733	\$1,591,282	\$14,568,376	\$1,361,197	\$53,000,000	\$8,000,000	\$7,889,602
CORNELL COLLEGE	\$21,178,264	\$550,142	\$19	\$458,188	\$19,226,920	\$2,043,279	\$60,630,000	\$7,800,000	\$4,327,387
DIVINE WORD COLLEGE	\$5,738,418	\$33,235	\$0	\$104,216	\$4,305,084	\$1,362,353	\$9,489,879	\$1,362,353	\$1,298,596
DORDT COLLEGE	\$12,541,187	\$358,519	\$891,979	\$1,370,184	\$8,996,830	\$1,640,713	\$28,000,000	\$4,000,000	\$1,690,087
DRAKE UNIVERSITY	\$83,526,206	\$7,418,828	\$0	\$10,902,771	\$49,160,545	\$30,881,718	\$126,673,000	\$48,235,000	\$32,306,015
GRACELAND COLLEGE	\$17,801,539	\$296,911	\$10,211	\$54,209	\$11,743,318	\$6,290,712	\$30,774,700	\$2,942,600	\$0
GRAND VIEW COLLEGE	\$7,620,509	\$839,417	\$319,966	\$571,434	\$6,797,379	\$771,147	\$15,000,000	\$2,500,000	\$1,480,706
GRINNELL COLLEGE	\$56,602,318	\$3,286,375	\$95,766	\$1,909,992	\$43,164,304	\$14,719,031	\$0	\$0	\$0
IOWA WESLEYAN COLLEGE	\$7,473,501	\$602,115	\$386,992	\$583,714	\$5,500,668	\$1,604,242	\$11,000,000	\$2,500,000	\$1,896,764
LORAS COLLEGE	\$26,878,940	\$1,026,805	\$358,218	\$1,810,107	\$18,472,240	\$7,265,180	\$65,155,200	\$15,504,500	\$9,662,410
LUTHER COLLEGE	\$25,103,330	\$754,113	\$1,592,328	\$1,092,322	\$21,435,041	\$1,737,752	\$76,100,000	\$7,300,000	\$14,608,101
MAHARISHI INTERNATIONAL U.	\$32,187,459	\$653,053	\$0	\$2,084,552	\$19,264,942	\$11,491,018	\$72,149,715	\$15,031,639	\$3,064,592
MORNINGSIDE COLLEGE	\$17,929,881	\$172,462	\$0	\$1,091,692	\$14,597,834	\$2,412,817	\$43,704,000	\$8,845,000	\$784,630
MOUNT MERCY COLLEGE	\$19,913,666	\$3,500,386	\$0	\$883,968	\$20,821,049	\$1,709,035	\$28,050,000	\$4,839,800	\$748,050
MOUNT ST. CLARE COLLEGE	\$1,381,030	\$290,754	\$20,130	\$1,500	\$760,516	\$889,638	\$14,745,048	\$3,162,464	\$0
NORTHWESTERN COLLEGE	\$12,214,678	\$447,937	\$730,758	\$1,578,902	\$9,283,147	\$1,069,808	\$27,000,000	\$5,500,000	\$1,750,000
SAINT AMBROSE UNIVERSITY	\$25,715,599	\$1,586,019	\$50,000	\$1,287,310	\$17,215,891	\$8,748,417	\$12,000,000	\$8,000,000	\$6,837,888
SIMPSON COLLEGE	\$13,501,638	\$1,351,720	\$913,009	\$439,606	\$12,840,830	\$659,913	\$42,000,000	\$0	\$11,128,163
TEIKYO MARYCREST UNIVERSITY	\$4,038,667	\$662,020	\$245,669	\$515,021	\$3,188,176	\$751,821	\$24,813,888	\$2,085,312	\$960,210
TEIKYO WESTMAR UNIVERSITY	\$12,637,039	\$455,506	\$303,398	\$211,462	\$9,229,797	\$3,347,888	\$16,800,000	\$4,300,000	\$262,501

Source: IPEDS Finance

Note: Zero values in the "Current Replacement Value" columns denote schools unable to report data.

Current replacement values for Regent institutions are from institutions and from estimates provided by the Board of Regents. Estimates were calculated at 90 percent of the 1993 replacement values.

PHYSICAL PLANT ASSETS
1991-1992

	BOOK - VALUE			BOOK VALUE - YEAR END			CURRENT REPLACEMENT VALUE		BALANCE OWED ON PRINCIPAL
	BEGINNING	ADDITIONS	DEDUCTIONS	LAND	BUILDINGS	EQUIPMENT	BUILDINGS	EQUIPMENT	
UNIVERSITY OF DUBUQUE	\$10,575,865	\$544,337	\$436,800	\$844,990	\$8,711,165	\$1,127,247	\$20,500,000	\$0	\$3,302,846
UPPER IOWA UNIVERSITY	\$3,252,603	\$1,548,876	\$441,189	\$651,533	\$3,021,507	\$687,250	\$21,535,883	\$7,086,068	\$612,434
WARTBURG COLLEGE	\$22,996,198	\$5,272,552	\$25,624	\$1,107,426	\$21,526,644	\$5,609,056	\$65,613,881	\$0	\$5,545,381
WILLIAM PENN COLLEGE	\$9,500,514	\$807,182	\$0	\$266,240	\$6,720,120	\$3,321,336	\$26,000,000	\$8,300,000	\$2,827,183
Independent 4-Yr. Total	\$565,800,930	\$38,604,835	\$22,936,872	\$36,323,659	\$420,397,563	\$124,747,671	\$1,070,608,778	\$205,299,016	\$120,176,101
DES MOINES AREA COMM. COLLEGE	\$53,885,160	\$3,377,290	\$467,556	\$723,377	\$42,194,581	\$13,876,936	\$63,292,000	\$16,930,000	\$2,280,000
EASTERN IOWA COMMUNITY COLLEGE	\$26,815,559	\$1,424,467	\$190,065	\$800,478	\$17,146,528	\$10,152,955	\$21,450,000	\$12,650,000	\$0
HAWKEYE COMMUNITY COLLEGE	\$23,665,414	\$4,258,202	\$216,707	\$287,173	\$20,190,916	\$7,228,820	\$32,866,205	\$8,000,000	\$5,875,000
INDIAN HILLS COMMUNITY COLLEGE	\$28,784,850	\$723,740	\$516,252	\$374,635	\$20,214,068	\$8,403,635	\$31,398,880	\$9,244,677	\$6,550,000
IOWA CENTRAL COMMUNITY COLLEGE	\$19,984,513	\$4,174,009	\$1,418,972	\$1,031,116	\$14,291,942	\$7,416,492	\$30,000,000	\$14,000,000	\$398,750
IOWA LAKES COMMUNITY COLLEGE	\$15,894,570	\$410,304	\$175,169	\$817,121	\$10,167,210	\$5,145,374	\$13,000,000	\$6,000,000	\$1,265,000
IOWA VALLEY COMMUNITY COLLEGE	\$16,125,225	\$3,266,928	\$270,415	\$933,296	\$11,846,988	\$6,341,454	\$13,000,000	\$7,000,000	\$6,425,000
IOWA WESTERN COMMUNITY COLLEGE	\$20,271,211	\$536,012	\$56,677	\$472,025	\$15,505,119	\$4,773,402	\$29,000,000	\$6,300,000	\$3,010,000
KIRKWOOD COMMUNITY COLLEGE	\$46,393,191	\$5,085,415	\$2,557,191	\$783,282	\$37,043,276	\$11,094,857	\$53,342,317	\$15,976,594	\$9,790,000
NORTH IOWA AREA COMM. COLLEGE	\$19,089,269	\$550,831	\$711,717	\$337,206	\$13,411,767	\$5,179,410	\$15,500,000	\$5,500,000	\$1,427,957
NORTHEAST IOWA COMMUNITY COLLEGE	\$18,062,422	\$1,260,127	\$188,357	\$398,366	\$13,637,520	\$5,098,306	\$15,023,448	\$3,135,168	\$2,495,000
NORTHWEST IOWA COMMUNITY COLLEGE	\$9,869,106	\$412,944	\$171,463	\$348,848	\$6,508,559	\$3,253,180	\$11,800,000	\$5,560,000	\$150,000
SOUTHEASTERN COMMUNITY COLLEGE	\$15,877,757	\$2,685,352	\$759,663	\$228,949	\$13,077,791	\$4,496,706	\$20,000,000	\$5,500,000	\$5,770,000
SOUTHWESTERN COMMUNITY COLLEGE	\$7,818,947	\$484,862	\$0	\$124,777	\$5,663,073	\$2,515,959	\$12,000,000	\$4,000,000	\$0
WESTERN IOWA TECH	\$17,968,987	\$1,652,371	\$732,198	\$394,334	\$12,460,358	\$6,034,468	\$25,000,000	\$9,500,000	\$660,000
Community Colleges Total	\$340,506,181	\$30,302,854	\$8,432,402	\$8,054,983	\$253,359,696	\$100,961,954	\$386,672,850	\$129,296,439	\$46,096,707
ALLEN MEMORIAL NURSING SCHOOL	\$580,733	\$88,688	\$0	\$0	\$0	\$669,421	\$0	\$377,837	\$0
AMERICAN INSTITUTE OF BUSINESS	\$7,095,783	\$229,054	\$556,659	\$532,552	\$5,514,402	\$721,224	\$12,000,000	\$2,500,000	\$1,532,041
AMERICAN INSTITUTE OF COMMERCE	\$1,243,308	\$140,737	\$0	\$0	\$0	\$1,384,045	\$0	\$1,850,000	\$88,634
FAITH BAPTIST BIBLE COLLEGE	\$4,505,342	\$193,019	\$4,683	\$553,314	\$2,655,343	\$1,485,021	\$7,600,000	\$3,500,000	\$150
HAMILTON BUSINESS COLLEGE	\$530,859	\$32,732	\$0	\$0	\$0	\$563,591	\$0	\$650,000	\$0

Source: IPEDS Finance

Note: Zero values in the "Current Replacement Value" columns denote schools unable to report data.

Current replacement values for Regent institutions are from institutions and from estimates provided by the Board of Regents. Estimates were calculated at 90 percent of the 1993 replacement values.

PHYSICAL PLANT ASSETS
1991-1992

	BOOK - VALUE BEGINNING	ADDITIONS	DEDUCTIONS	BOOK VALUE - YEAR END			CURRENT REPLACEMENT VALUE		BALANCE OWED ON PRINCIPAL
				LAND	BUILDINGS	EQUIPMENT	BUILDINGS	EQUIPMENT	
IOWA METHODIST NURSING SCHOOL	\$0	\$0	\$0	\$0	\$0	\$0	\$0	\$0	\$0
JENNIE EDMUNDSON NURSING SCHOOL	\$262,222	\$12,493	\$0	\$0	\$193,946	\$80,769	\$450,563	\$107,092	\$0
MERCY HOSPITAL NURSING SCHOOL	\$0	\$0	\$0	\$0	\$0	\$0	\$0	\$0	\$0
PALMER COLLEGE OF CHIROPRACTIC	\$15,660,575	\$495,573	\$647,614	\$1,778,926	\$12,140,315	\$1,589,293	\$35,000,000	\$12,500,000	\$4,273,954
SAINT LUKE'S SCHOOL OF NURSING	\$0	\$0	\$0	\$0	\$0	\$0	\$0	\$0	\$0
SPENCER COLLEGE	\$593,591	\$7,465	\$48,162	\$30,000	\$340,854	\$182,040	\$1,045,600	\$338,500	\$392,037
U. OF OSTEOPATHIC MEDICINE	\$38,472,021	\$619,747	\$59,006	\$1,828,508	\$25,042,511	\$12,161,743	\$44,000,000	\$3,300,000	\$14,395,000
WALDORF COLLEGE	\$11,681,181	\$233,950	\$0	\$716,868	\$8,517,554	\$2,680,709	\$13,762,086	\$4,467,848	\$3,417,068
Independent 2-Yr/Other Total	\$80,625,615	\$2,053,458	\$1,316,124	\$5,440,168	\$54,404,925	\$21,517,856	\$113,858,249	\$29,591,277	\$24,098,884
TOTAL	\$2,974,264,931	\$229,103,144	\$54,072,138	\$215,338,349	\$1,973,234,066	\$960,723,522	\$5,558,888,920	\$1,094,391,800	\$738,221,542

Source: IPEDS Finance

Note: Zero values in the "Current Replacement Value" columns denote schools unable to report data.

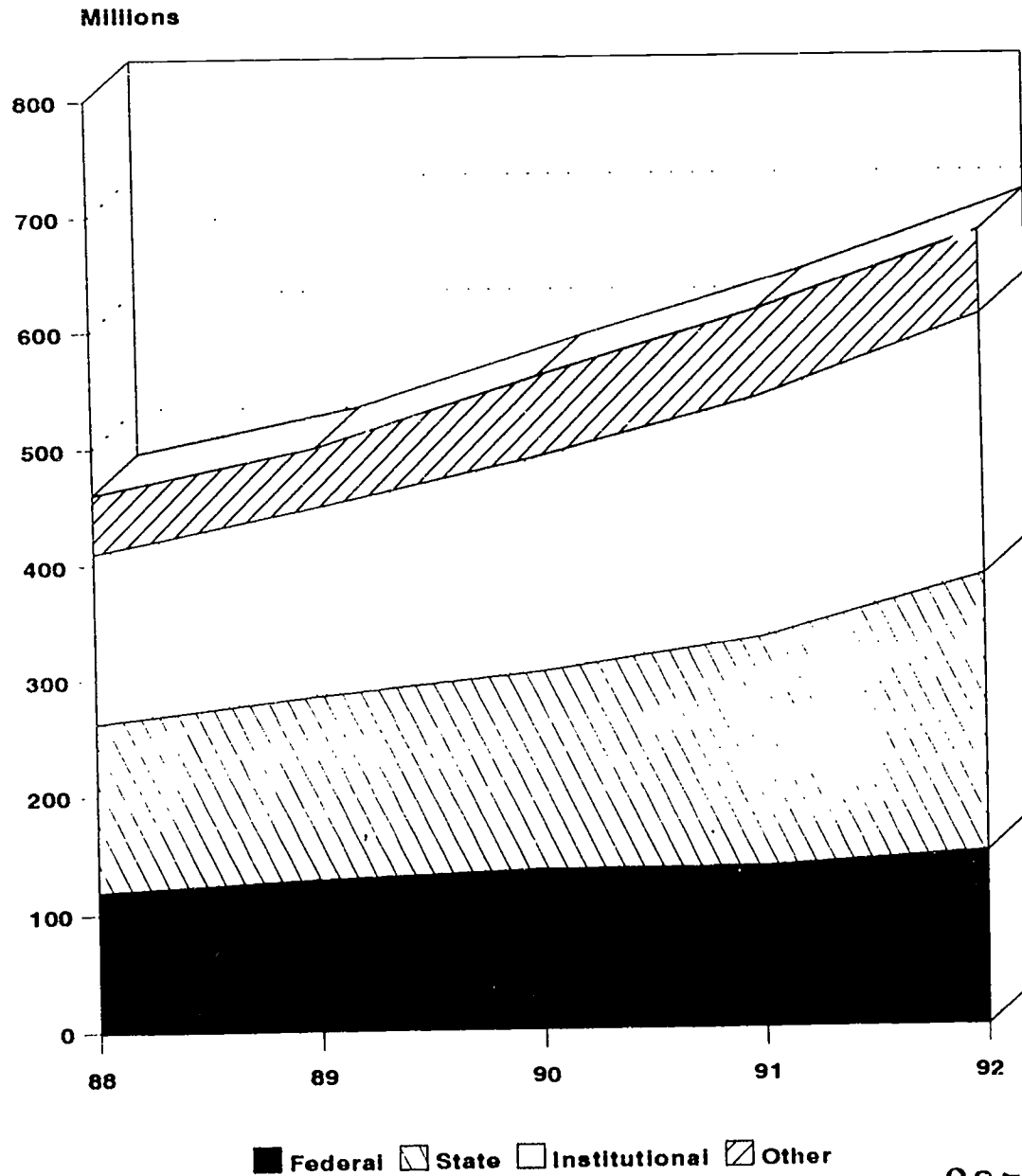
Current replacement values for Regent institutions are from institutions and from estimates provided by the Board of Regents. Estimates were calculated at 90 percent of the 1993 replacement values.

STUDENT FINANCIAL AID

The following section contains summaries of student financial aid distributed during the 1991-92 fiscal year. The information is based on the Iowa College Student Aid Commission questionnaire. The reports contain summary data for scholarships, grants, loans, and work-study funding provided in four categories (federal, state, institutional, and other) for all institutions. This edition of the Digest includes three tables titled "Iowa Financial Aid Expenditures by Program." These tables describe expenditures for programs sponsored by the State of Iowa.

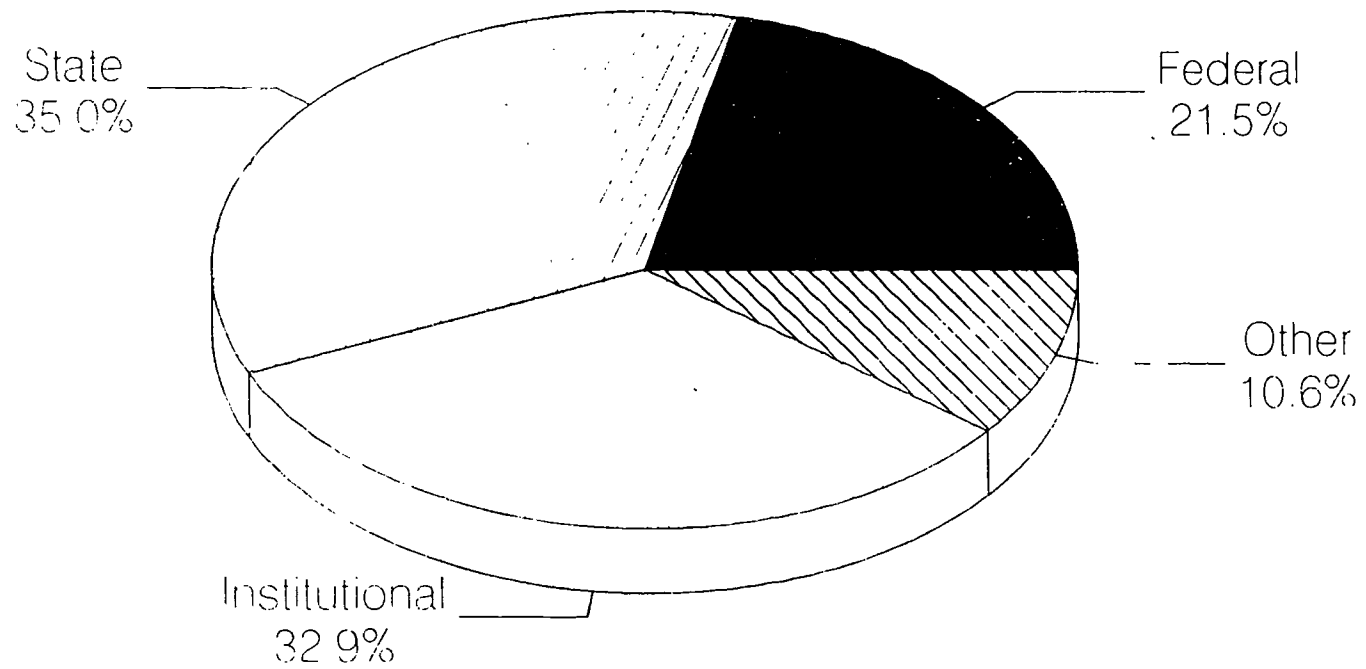
TOTAL AID BY SOURCE

TRENDS
1988 - 1992



TOTAL AID BY SOURCE

1991 - 1992

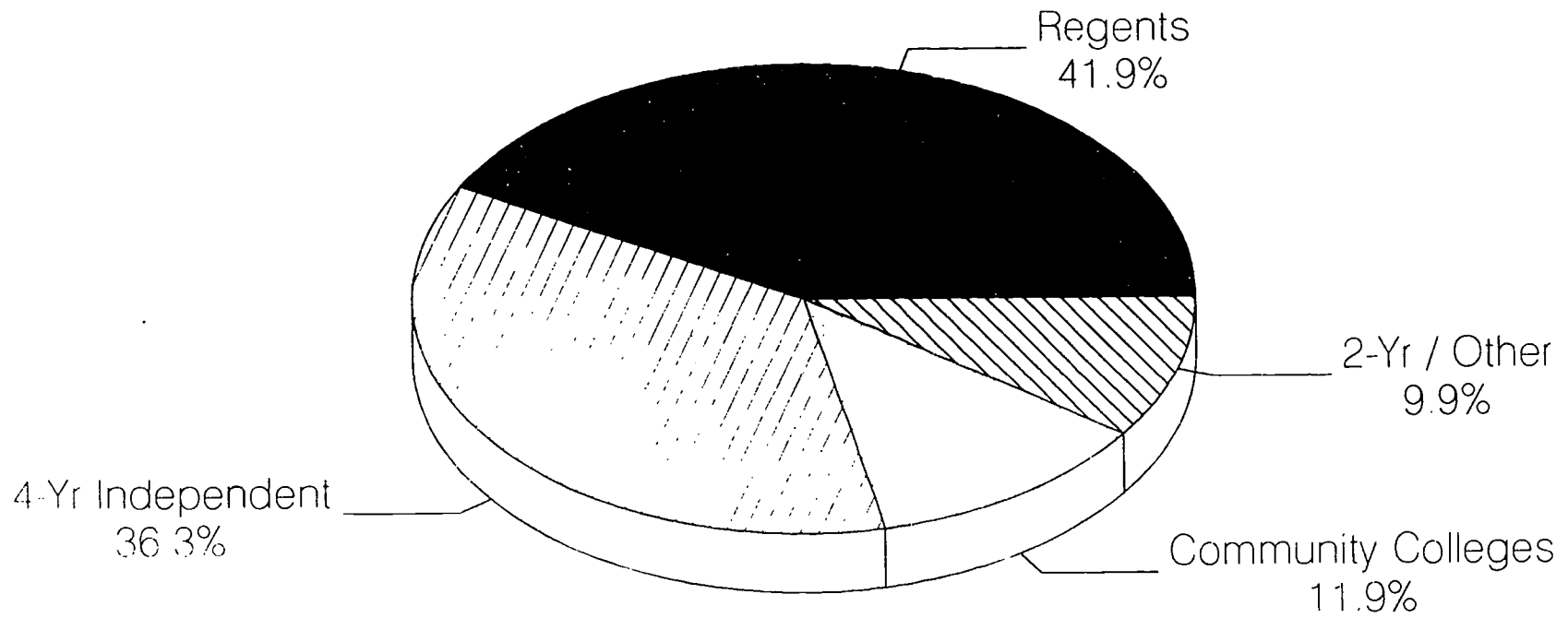


296

297

TOTAL AID BY SECTOR

1991 - 1992




298

299

TOTAL AID BY TYPE

1991 - 1992



300

301

DISTRIBUTION OF STUDENT AID
BY SOURCE AND TYPE OF INSTITUTION
1991 - 1992

	FEDERAL		STATE		INSTITUTIONAL		OTHER		TOTAL	
	DOLLARS	PERCENT	DOLLARS	PERCENT	DOLLARS	PERCENT	DOLLARS	PERCENT	DOLLARS	PERCENT
REGENTS	48,981,950	33.3%	95,844,052	40.1%	119,452,208	53.2%	22,128,790	30.5%	286,407,000	41.9%
INDEPENDENT 4-YEAR	41,660,276	28.4%	80,977,138	33.9%	98,817,566	44.0%	26,263,827	36.2%	247,718,807	36.3%
COMMUNITY COLLEGES	36,879,344	25.1%	37,853,065	15.8%	2,594,306	1.2%	3,664,733	5.1%	80,991,448	11.9%
INDEPENDENT 2-YEAR/OTHER	19,403,278	13.2%	24,358,742	10.2%	3,513,920	1.6%	20,406,806	28.2%	67,682,746	9.9%
TOTAL	146,924,848	100.0%	239,032,997	100.0%	224,378,000	100.0%	72,464,156	100.0%	682,800,001	100.0%
Percent of Total	21.5%		35.0%		32.9%		10.6%		100.0%	

EMPLOYMENT FOR STUDENTS
BY SOURCE, TYPE, AND SECTOR
1991 - 1992

	REGENTS			4-YR INDEPENDENT			COMMUNITY COLLEGES			2-YR INDEPENDENT/OTHER			TOTAL		
	NUMBER	DOLLARS	PCT. \$	NUMBER	DOLLARS	PCT. \$	NUMBER	DOLLARS	PCT. \$	NUMBER	DOLLARS	PCT. \$	NUMBER	DOLLARS	PCT. \$
FEDERAL															
COLLEGE WORK STUDY															
FEDERAL SHARE		2,210,784	28.9%	382	3,960,019	51.7%	654	1,081,059	14.1%		407,962	5.3%	1,036	7,659,824	100.0%
INSTITUTIONAL SHARE	1,797	924,508	23.1%	7,670	2,647,827	66.2%	1,236	266,572	6.7%	933	163,070	4.1%	11,636	4,001,977	100.0%
TOTAL WORK STUDY	1,797	3,135,292	26.9%	8,052	6,607,846	56.7%	1,890	1,347,631	11.6%	933	571,032	4.9%	12,672	11,661,801	100.0%
FELLOWSHIPS TRAINEESHIPS	1,768	12,350,755	97.9%	25	264,103	2.1%			0.0%			0.0%	1,793	12,614,858	100.0%
OTHER EMPLOYMENT			0.0%			0.0%	4	2,488	100.0%			0.0%	4	2,488	100.0%
FEDERAL TOTAL	3,565	15,486,047	63.8%	8,077	6,871,949	28.3%	1,894	1,350,119	5.6%	933	571,032	2.4%	14,469	24,279,147	100.0%
STATE															
COLLEGE WORK STUDY	1,805	2,415,586	54.6%	1,615	1,192,944	27.0%	1,399	725,054	16.4%	231	86,872	2.0%	5,050	4,420,456	100.0%
STATE TOTAL	1,805	2,415,586	54.6%	1,615	1,192,944	27.0%	1,399	725,054	16.4%	231	86,872	2.0%	5,050	4,420,456	100.0%
INSTITUTIONAL															
GRADUATE ASSISTANTS	5,763	54,287,027	99.3%	120	393,309	0.7%			0.0%			0.0%	5,883	54,680,336	100.0%
OTHER EMPLOYMENT	18,226	32,852,691	80.3%	6,198	6,633,058	16.2%	1,369	715,054	1.7%	661	710,080	1.7%	26,454	40,910,883	100.0%
TOTAL INSTITUTION	23,989	87,139,718	91.2%	6,318	7,026,367	7.4%	1,369	715,054	0.7%	661	710,080	0.7%	32,337	95,591,219	100.0%
TOTAL ALL PROGRAMS	29,359	105,041,351	84.5%	16,010	15,091,260	12.1%	4,662	2,790,227	2.2%	1,825	1,367,984	1.1%	51,856	124,290,822	100.0%

Note: State College Work Study includes the institutional share.

LOANS FOR STUDENTS
BY SOURCE TYPE AND SECTOR
1991 - 1992

	REGENTS			4-YR INDEPENDENT			COMMUNITY COLLEGES			2-YR INDEPENDENT/OTHER			TOTAL		
	NUMBER	DOLLARS	PCT. \$	NUMBER	DOLLARS	PCT. \$	NUMBER	DOLLARS	PCT. \$	NUMBER	DOLLARS	PCT. \$	NUMBER	DOLLARS	PCT. \$
FEDERAL															
PERKINS LOANS															
FEDERAL SHARE		721,811	24.4%		1,555,774	52.6%		196,380	6.6%		484,036	16.4%	0	2,958,001	100.0%
INSTITUTIONAL SHARE		36,348	5.1%		520,153	73.1%		84,714	11.9%		70,128	9.9%	0	711,343	100.0%
COLLECTIONS/OTHER	5,684	5,619,668	37.2%	7,965	7,600,590	50.3%	1,773	979,668	6.5%	1,442	905,994	6.0%	16,864	15,105,920	100.0%
TOTAL PERKINS LOANS	5,684	6,377,827	34.0%	7,965	9,676,517	51.5%	1,773	1,260,762	6.7%	1,442	1,460,158	7.8%	16,864	18,775,264	100.0%
HEALTH PROFESSION LOANS	309	1,130,991	64.3%	125	192,134	10.9%			0.0%	58	435,000	24.7%	492	1,758,125	100.0%
NURSING LOANS															
FEDERAL SHARE			0.0%		6,432	10.9%		7,500	12.8%		44,814	76.3%	0	58,746	100.0%
INSTITUTIONAL SHARE			0.0%		715	11.0%		833	12.8%		4,979	76.3%	0	6,527	100.0%
COLLECTIONS/OTHER	83	193,745	50.0%	68	79,903	20.6%	64	38,181	9.9%	86	75,757	19.5%	301	387,586	100.0%
TOTAL NURSING LOANS	83	193,745	42.8%	68	87,050	19.2%	64	46,514	10.3%	86	125,550	27.7%	301	452,859	100.0%
HEALTH EDUC. ASST. LOANS	11	79,082	0.8%	13	79,461	0.8%			0.0%	838	10,108,600	98.5%	862	10,267,143	100.0%
OTHER LOANS	90	314,170	100.0%			0.0%			0.0%			0.0%	90	314,170	100.0%
TOTAL FEDERAL LOANS	6,177	8,095,815	25.6%	8,171	10,035,162	31.8%	1,837	1,307,276	4.1%	2,424	12,129,308	38.4%	18,609	31,567,561	100.0%
STATE															
IOWA GUARANTEED STUDENT LOANS	23,912	89,977,294	46.3%	15,943	50,434,668	26.0%	13,602	33,263,764	17.1%	4,415	20,540,029	10.6%	57,872	194,215,755	100.0%
OTHER LOANS			0.0%			0.0%			0.0%	70	200,620	100.0%	70	200,620	100.0%
TOTAL IOWA	23,912	89,977,294	46.3%	15,943	50,434,668	25.9%	13,602	33,263,764	17.1%	4,485	20,740,649	10.7%	57,942	194,416,375	100.0%
INSTITUTIONAL LONG-TERM LOANS	627	1,258,855	30.8%	1,405	2,275,821	55.7%	42	68,000	1.7%	412	486,030	11.9%	2,486	4,088,706	100.0%

LOANS FOR STUDENTS
BY SOURCE TYPE AND SECTOR
1991 - 1992

	REGENTS			4-YR INDEPENDENT			COMMUNITY COLLEGES			2-YR INDEPENDENT/OTHER			TOTAL		
	NUMBER	DOLLARS	PCT. \$	NUMBER	DOLLARS	PCT. \$	NUMBER	DOLLARS	PCT. \$	NUMBER	DOLLARS	PCT. \$	NUMBER	DOLLARS	PCT. \$
OTHER SOURCES															
FEDERAL AND OTHER STATE GUARANTEED LOANS	4,879	7,731,933	15.1%	7,217	21,552,235	42.0%	1,225	2,262,276	4.4%	3,812	19,734,294	38.5%	17,133	51,280,738	100.0%
TOTAL	35,595	107,063,897	38.1%	32,736	84,297,886	30.0%	16,706	36,901,316	13.1%	11,133	53,090,281	18.9%	96,170	281,353,380	100.0%

Note: The data source for Iowa Guaranteed Student Loans was the ICSAC loan servicing file. Guaranteed loans from other sources were calculated based upon the ICSAC totals and total loans reported by each school.

Iowa Guaranteed Student Loans are funded by the Federal Government and administered by the Iowa College Student Aid Commission.

NON-REPAYABLE AID FOR STUDENTS
BY SOURCE, TYPE, AND SECTOR
1991 - 1992

	REGENTS			4-YR INDEPENDENT			COMMUNITY COLLEGES			2-YR INDEPENDENT/OTHER			TOTAL		
	NUMBER	DOLLARS	PCT. \$	NUMBER	DOLLARS	PCT. \$	NUMBER	DOLLARS	PCT. \$	NUMBER	DOLLARS	PCT. \$	NUMBER	DOLLARS	PCT. \$
FEDERAL															
PELL GRANTS*	14,457	22,578,707	29.8%	12,640	19,085,426	25.2%	21,514	29,555,389	39.0%	3,335	4,520,366	6.0%	51,946	75,739,888	100.0%
SUPP EDUC OPPOR GRANTS	2,188	1,546,310	19.0%	5,400	5,197,777	63.9%	2,642	968,516	11.9%	1,072	420,813	5.2%	11,302	8,133,416	100.0%
HEALTH PROFESSIONS	25	206,404	18.4%			0.0%			0.0%	37	913,557	81.6%	62	1,119,957	100.0%
CONGRESSIONAL SCHOLARSHIPS			0.0%	11	26,736	100.0%			0.0%			0.0%	11	26,736	100.0%
PUBLIC HEALTH SERVICE SCHOL			0.0%			0.0%			0.0%	14	342,172	100.0%	14	342,172	100.0%
EXCEPTIONAL FINANCIAL NEED	7	111,534	58.5%	3	17,240	9.0%			0.0%	2	62,000	32.5%	12	190,774	100.0%
ROTC	204	917,617	84.0%	23	175,158	16.0%			0.0%			0.0%	227	1,092,775	100.0%
SPECIAL EDUCATION TRAINEESHIPS			0.0%			0.0%	140	130,444	100.0%			0.0%	140	130,444	100.0%
JOB TRAINING PARTNERSHIP (JTPA)	8	10,406	0.3%	27	49,668	1.5%	3,189	2,988,579	87.5%	241	366,681	10.7%	3,465	3,415,334	100.0%
TRADE READJUSTMENT PROGRAM			0.0%			0.0%	99	66,208	95.1%	1	3,400	4.9%	100	69,608	100.0%
BUREAU OF INDIAN AFFAIRS	11	29,110	9.8%	21	51,319	17.2%	55	168,329	56.5%	3	49,279	16.5%	90	298,037	100.0%
INDIVIDUAL EDUCATION TRAINING			0.0%	35	59,495	14.4%	508	327,817	79.6%	48	24,674	6.0%	591	411,986	100.0%
OTHER SCHOLARSHIPS			0.0%	19	90,346	84.4%	102	16,667	15.6%			0.0%	121	107,013	100.0%
TOTAL FEDERAL	16,900	25,400,088	27.9%	18,179	24,753,165	27.2%	28,249	34,221,949	37.6%	4,753	6,702,938	7.4%	68,081	91,078,140	100.0%
STATE															
STATE OF IOWA SCHOLARSHIPS	2,033	424,750	63.3%	1,184	235,715	35.1%	62	8,350	1.2%	16	2,201	0.3%	3,295	671,016	100.0%
IOWA TUITION GRANTS			0.0%	12,077	27,864,537	89.6%			0.0%	1,875	3,217,772	10.4%	13,952	31,082,309	100.0%
IOWA VOC TEC TUITION GRANTS			0.0%			0.0%	3,876	1,652,571	100.0%			0.0%	3,876	1,652,571	100.0%
IOWA GRANTS	631	569,237	36.3%	646	564,006	36.0%	511	411,203	26.2%	26	22,405	1.4%	1,814	1,566,851	100.0%
NATIONAL GUARD EDUC BENEFITS			0.0%	44	69,257	31.9%	108	145,740	67.0%	2	2,379	1.1%	154	217,376	100.0%
VOCATIONAL REHAB BENEFITS	1,130	988,333	30.0%	610	574,618	17.5%	2,387	1,627,041	49.5%	129	99,094	3.0%	4,256	3,289,086	100.0%
ROBERT D. BLUE SCHOLARSHIPS	17	14,500	47.5%	17	13,500	44.3%	2	2,000	6.6%	1	500	1.6%	37	30,500	100.0%
IOWA WAR ORPHANS EDUCATION AID	6	2,000	66.7%	2	400	13.3%	2	400	13.3%	1	200	6.7%	11	3,000	100.0%
COMMISSION FOR BLIND EDUC AID	27	37,790	47.2%	7	26,138	32.7%	18	15,742	19.7%	1	380	0.5%	53	80,050	100.0%
IOWA GRAD FINANCIAL ASSISTANCE	94	171,104	99.5%	1	855	0.5%			0.0%			0.0%	95	171,959	100.0%
OTHER SCHOLARSHIPS/GRANTS	541	1,243,458	86.9%	1	500	0.0%	1	1,200	0.1%	65	186,290	13.0%	608	1,431,448	100.0%

NON-REPAYABLE AID FOR STUDENTS
BY SOURCE, TYPE, AND SECTOR
1991 - 1992

	REGENTS			4-YR INDEPENDENT			COMMUNITY COLLEGES			2-YR INDEPENDENT/OTHER			TOTAL		
	NUMBER	DOLLARS	PCT. \$	NUMBER	DOLLARS	PCT. \$	NUMBER	DOLLARS	PCT. \$	NUMBER	DOLLARS	PCT. \$	NUMBER	DOLLARS	PCT. \$
TOTAL IOWA	4,479	3,451,172	8.6%	14,589	29,349,526	73.0%	6,967	3,864,247	9.6%	2,116	3,531,221	8.8%	28,151	40,196,166	100.0%
INSTITUTIONAL															
SCHOL/GRANT/FELLOWS/TRAINEES	17,228	25,788,900	29.2%	23,763	59,503,505	67.4%	2,939	1,549,681	1.8%	1,824	1,481,708	1.7%	45,754	88,323,794	100.0%
TUITION/FEE WAIVERS															
GRADUATE ASSISTANTS			0.0%	134	689,679	100.0%			0.0%			0.0%	134	689,679	100.0%
FACULTY AND DEPENDENTS			0.0%	1,880	7,805,912	97.8%	217	31,477	0.4%	68	142,687	1.8%	2,165	7,980,076	100.0%
ATHLETIC	1,000	5,264,735	47.4%	1,949	5,373,165	48.4%	303	105,411	0.9%	231	366,325	3.3%	3,483	11,109,636	100.0%
ACADEMIC			0.0%	5,379	11,676,266	98.0%	156	50,900	0.4%	348	187,164	1.6%	5,883	11,914,330	100.0%
SPECIAL TALENT			0.0%	1,971	2,122,816	95.7%	75	11,708	0.5%	183	84,273	3.8%	2,229	2,218,797	100.0%
OTHER WAIVERS			0.0%	1,695	2,344,035	95.2%	309	62,075	2.5%	12	55,653	2.3%	2,016	2,461,763	100.0%
TOTAL INSTITUTIONAL	18,228	31,053,635	24.9%	36,771	89,515,378	71.8%	3,999	1,811,252	1.5%	2,666	2,317,810	1.9%	61,664	124,698,075	100.0%
OTHER SOURCES															
SCHOL/GRANTS/FELLOWS/TRAINEES	9,867	14,396,857	68.0%	4,167	4,711,592	22.2%	2,724	1,402,457	6.6%	785	672,512	3.2%	17,543	21,183,418	100.0%
TOTAL	49,474	74,301,752	26.8%	73,706	148,329,661	53.5%	41,939	41,299,905	14.9%	10,320	13,224,481	4.8%	175,439	277,155,799	100.0%

* Pell Grant total dollars are not the same as those shown on the Federal/State Revenues Report due to differences in the reporting periods.

STATE OF IOWA FINANCIAL AID EXPENDITURES BY PROGRAM

1991 - 1992

TABLE 1 OF 3

INSTITUTION	STATE OF IOWA SCHOLARSHIPS		IOWA WORK STUDY		IOWA GRANT		IOWA TUITION GRANTS		IOWA VOC-TECH GRANTS	
	AWARDS	TOTAL	AWARDS	TOTAL	AWARDS	DOLLARS	AWARDS	TOTAL	AWARDS	TOTAL
IOWA STATE UNIVERSITY	1,026	223,400	776	911,245	264	232,147	0	0	0	0
UNIVERSITY OF IOWA	598	125,950	768	1,113,525	204	196,302	0	0	0	0
UNIVERSITY OF NORTHERN IOWA	409	75,400	261	390,816	163	140,788	0	0	0	0
Regents' Universities Total	2,033	424,750	1,805	2,415,586	631	569,237	0	0	0	0
BRIAR CLIFF COLLEGE	24	3,967	49	34,649	29	25,924	509	1,184,527	0	0
BUENA VISTA COLLEGE	77	13,050	111	62,499	66	62,153	1,247	2,385,598	0	0
CENTRAL COLLEGE (C.U.I.)	178	35,450	66	49,828	37	29,478	754	1,922,391	0	0
CLARKE COLLEGE	11	1,700	15	21,250	13	11,644	281	654,440	0	0
COE COLLEGE	32	5,300	96	38,279	22	21,315	464	1,148,563	0	0
CORNELL COLLEGE	50	9,400	56	62,510	13	11,662	195	481,814	0	0
DIVINE WORD COLLEGE	0	0	2	1,843	1	294	14	31,358	0	0
DORDT COLLEGE	36	5,170	76	49,781	10	9,800	302	750,079	0	0
DRAKE UNIVERSITY	163	36,260	130	119,567	52	47,517	719	1,718,522	0	0
GRACELAND COLLEGE	5	900	35	26,865	8	6,201	178	431,503	0	0
GRAND VIEW COLLEGE	7	900	35	30,093	34	26,862	573	1,324,008	0	0
GRINNELL COLLEGE	78	22,150	69	52,897	8	6,528	100	248,879	0	0
IOWA WESLEYAN COLLEGE	3	1,000	38	21,630	14	13,029	378	792,321	0	0
LORAS COLLEGE	41	8,100	151	58,955	34	32,078	540	1,304,674	0	0
LUTHER COLLEGE	113	24,250	193	131,115	21	19,148	446	1,142,670	0	0
MAHARISHI INTERNATIONAL UNIVERSITY	1	100	0	0	8	4,293	44	100,226	0	0
MORNINGSIDE COLLEGE	36	6,000	79	33,138	23	22,319	544	1,300,423	0	0
MOUNT MERCY COLLEGE	32	5,020	32	41,164	33	23,672	624	1,419,419	0	0
MOUNT ST. CLARE COLLEGE	3	300	10	9,297	5	3,800	91	198,888	0	0
NORTHWESTERN COLLEGE	43	9,200	84	50,029	22	19,584	495	1,235,196	0	0
SAINT AMBROSE UNIVERSITY	31	6,150	42	47,931	28	20,993	558	1,269,873	0	0
SIMPSON COLLEGE	83	16,100	32	43,193	34	31,625	741	1,786,032	0	0
TEIKYO MARYCREST UNIVERSITY	4	500	19	25,379	17	14,700	295	652,231	0	0
TEIKYO WESTMAR UNIVERSITY	7	750	28	22,591	18	14,395	210	489,117	0	0

Note: Expenditures do not equal appropriations due to variances such as State Student Incentive Grant resources.

STATE OF IOWA FINANCIAL AID EXPENDITURES BY PROGRAM
1991 - 1992
TABLE 1 OF 3

INSTITUTION	STATE OF IOWA SCHOLARSHIPS		IOWA WORK STUDY		IOWA GRANT		IOWA TUITION GRANTS		IOWA VOC-TECH GRANTS	
	AWARDS	TOTAL	AWARDS	TOTAL	AWARDS	DOLLARS	AWARDS	TOTAL	AWARDS	TOTAL
UNIVERSITY OF DUBUQUE	6	900	29	36,343	15	10,846	228	525,604	0	0
UPPER IOWA UNIVERSITY	2	200	61	36,800	30	28,486	529	858,222	0	0
WARTBURG COLLEGE	110	21,798	54	53,274	28	25,890	612	1,554,864	0	0
WILLIAM PENN COLLEGE	8	1,100	23	32,044	23	19,770	406	953,095	0	0
Independent 4-Yr. Total	1,184	235,715	1,615	1,192,944	646	564,006	12,077	27,864,537	0	0
DES MOINES AREA COMMUNITY COLLEGE	4	350	81	62,500	91	68,089	0	0	384	157,890
EASTERN IOWA COMMUNITY COLLEGE	5	650	54	47,127	44	30,319	0	0	170	71,634
HAWKEYE COMMUNITY COLLEGE	0	0	80	61,366	32	28,477	0	0	420	174,433
INDIAN HILLS COMMUNITY COLLEGE	18	3,000	30	37,125	37	33,558	0	0	227	89,325
IOWA CENTRAL COMMUNITY COLLEGE	2	500	26	18,437	20	19,008	0	0	193	95,325
IOWA LAKES COMMUNITY COLLEGE	4	400	117	58,362	23	21,693	0	0	255	115,294
IOWA VALLEY COMMUNITY COLLEGE	5	900	83	63,082	30	27,460	0	0	191	88,403
IOWA WESTERN COMMUNITY COLLEGE	2	300	47	37,500	30	25,759	0	0	245	106,783
KIRKWOOD COMMUNITY COLLEGE	0	0	492	104,082	73	46,907	0	0	624	253,489
NORTH IOWA AREA COMMUNITY COLLEGE	7	650	62	61,187	31	25,871	0	0	181	77,700
NORTHEAST IOWA COMMUNITY COLLEGE	0	0	100	61,044	26	23,403	0	0	338	139,500
NORTHWEST IOWA COMMUNITY COLLEGE	0	0	16	10,805	6	5,520	0	0	94	44,562
SOUTHEASTERN COMMUNITY COLLEGE	11	1,250	33	37,500	34	24,599	0	0	110	46,275
SOUTHWESTERN COMMUNITY COLLEGE	4	350	132	52,437	16	13,549	0	0	114	49,650
WESTERN IOWA TECH	0	0	46	12,500	18	16,991	0	0	330	142,308
Community Colleges Total	62	8,350	1,399	725,054	511	411,203	0	0	3,876	1,652,571
ALLEN MEMORIAL HOSPITAL SCHOOL	0	0	1	723	0	0	27	30,196	0	0
AMERICAN INSTITUTE OF BUSINESS	3	301	45	23,747	16	14,287	565	1,016,699	0	0
AMERICAN INSTITUTE OF COMMERCE	0	0	38	28,237	0	0	314	485,017	0	0
FAITH BAPTIST BIBLE COLLEGE AND SEM	5	700	0	0	0	0	76	141,841	0	0
HAMILTON BUSINESS COLLEGE	0	0	0	0	0	0	307	474,405	0	0

Note: Expenditures do not equal appropriations due to variances such as State Student Incentive Grant resources.

STATE OF IOWA FINANCIAL AID EXPENDITURES BY PROGRAM
1991 - 1992
TABLE 1 OF 3

INSTITUTION	STATE OF IOWA SCHOLARSHIPS		IOWA WORK STUDY		IOWA GRANT		IOWA TUITION GRANTS		IOWA VOC-TECH GRANTS	
	AWARDS	TOTAL	AWARDS	TOTAL	AWARDS	DOLLARS	AWARDS	TOTAL	AWARDS	TOTAL
IOWA METHODIST SCHOOL OF NURSING	3	300	5	3,010	0	0	125	135,632	0	0
JENNIE EDMUNDSON MEM HOSP SCHOOL	0	0	0	0	0	0	33	28,365	0	0
MERCY HOSPITAL MEDICAL CENTER	0	0	0	0	0	0	0	0	0	0
PALMER COLLEGE OF CHIROPRACTIC	1	100	0	0	1	455	9	13,250	0	0
SAINT LUKE'S SCHOOL OF NURSING	0	0	3	3,110	0	0	87	178,638	0	0
SPENCER COLLEGE	0	0	7	7,811	0	0	87	150,767	0	0
UNIVERSITY OF OSTEOPATHIC MEDICINE	0	0	53	5,000	1	372	9	19,710	0	0
WALDORF COLLEGE	4	800	79	15,234	8	7,291	236	543,252	0	0
Independent 2-Yr./Other Total	16	2,201	231	86,872	26	22,405	1,875	3,217,772	0	0
TOTAL	3,295	671,016	5,050	4,420,456	1,814	1,566,851	13,952	31,082,309	3,876	1,652,571

STATE OF IOWA FINANCIAL AID EXPENDITURES BY PROGRAM
1991 - 1992
TABLE 2 OF 3

INSTITUTION	IOWA GRAD. STUDENT FINANCIAL ASST.		IOWA GUARANTEED STUDENT LOANS		OTHER SCHOLARSHIPS OR GRANTS		NATIONAL GUARD EDUC. BENEFITS		VOCATIONAL REHAB BENEFITS	
	AWARDS	DOLLARS	AWARDS	DOLLARS	AWARDS	DOLLARS	AWARDS	TOTAL	AWARDS	TOTAL
IOWA STATE UNIVERSITY	44	78,961	11,976	48,135,400	158	485,186	0	0	336	296,563
UNIVERSITY OF IOWA	48	90,425	6,535	24,654,100	277	518,272	0	0	387	328,412
UNIVERSITY OF NORTHERN IOWA	2	1,718	5,401	17,187,794	106	240,000	0	0	407	363,358
Regents' Universities Total	94	171,104	23,912	89,977,294	541	1,243,458	0	0	1,130	988,333
BRIAR CLIFF COLLEGE	0	0	569	1,875,070	0	0	15	25,427	66	59,180
BUENA VISTA COLLEGE	0	0	1,382	4,401,747	0	0	0	0	152	118,512
CENTRAL COLLEGE (C.U.I.)	0	0	804	1,877,830	0	0	0	0	24	23,238
CLARKE COLLEGE	0	0	375	1,159,565	0	0	0	0	0	0
COE COLLEGE	0	0	586	1,913,019	0	0	0	0	13	8,300
CORNELL COLLEGE	0	0	303	977,577	0	0	0	0	0	0
DIVINE WORD COLLEGE	0	0	5	12,875	0	0	0	0	0	0
DORDT COLLEGE	0	0	392	1,198,921	0	0	0	0	10	9,250
DRAKE UNIVERSITY	1	855	1,592	6,702,461	0	0	27	41,310	33	58,512
GRACELAND COLLEGE	0	0	351	835,889	0	0	0	0	13	12,500
GRAND VIEW COLLEGE	0	0	694	2,485,071	0	0	0	0	0	0
GRINWELL COLLEGE	0	0	83	200,885	0	0	0	0	0	0
IOWA WESLEYAN COLLEGE	0	0	319	880,590	0	0	0	0	47	21,723
LORAS COLLEGE	0	0	469	1,226,268	0	0	0	0	25	39,171
LUTHER COLLEGE	0	0	623	1,852,496	0	0	0	0	0	0
MAHARISHI INTERNATIONAL UNIVERSITY	0	0	193	783,945	0	0	0	0	0	0
MORNINGSIDE COLLEGE	0	0	615	1,868,456	0	0	0	0	39	46,521
MOUNT MERCY COLLEGE	0	0	578	1,644,005	0	0	0	0	27	24,541
MOUNT ST. CLARE COLLEGE	0	0	129	326,296	0	0	0	0	5	4,193
NORTHWESTERN COLLEGE	0	0	620	1,785,579	1	500	1	1,260	22	21,950
SAINT AMBROSE UNIVERSITY	0	0	729	2,340,162	0	0	0	0	35	32,168
SIMPSON COLLEGE	0	0	924	3,030,872	0	0	0	0	24	18,134
TEIKYO MARYCREST UNIVERSITY	0	0	408	1,425,686	0	0	0	0	16	11,236
TEIKYO WESTMAR UNIVERSITY	0	0	341	1,030,292	0	0	1	1,260	7	11,022

Note: Expenditures do not equal appropriations due to variances such as State Student Incentive Grant resources.

STATE OF IOWA FINANCIAL AID EXPENDITURES BY PROGRAM
1991 - 1992
TABLE 2 OF 3

INSTITUTION	IOWA GRAD. STUDENT FINANCIAL ASST.		IOWA GUARANTEED STUDENT LOANS		OTHER SCHOLARSHIPS OR GRANTS		NATIONAL GUARD EDUC. BENEFITS		VOCATIONAL REHAB BENEFITS	
	AWARDS	DOLLARS	AWARDS	DOLLARS	AWARDS	DOLLARS	AWARDS	TOTAL	AWARDS	TOTAL
UNIVERSITY OF DUBUQUE	0	0	455	1,386,766	0	0	0	0	12	13,077
UPPER IOWA UNIVERSITY	0	0	1,080	3,469,027	0	0	0	0	0	0
WARTBURG COLLEGE	0	0	764	2,152,338	0	0	0	0	21	20,550
WILLIAM PENN COLLEGE	0	0	560	1,590,980	0	0	0	0	19	20,840
Independent 4-Yr. Total	1	855	15,943	50,434,668	1	500	44	69,257	610	574,618
DES MOINES AREA COMMUNITY COLLEGE	0	0	1,770	3,803,559	0	0	0	0	0	0
EASTERN IOWA COMMUNITY COLLEGE	0	0	838	2,184,764	0	0	0	0	0	0
HAWKEYE COMMUNITY COLLEGE	0	0	846	1,901,064	0	0	6	12,240	147	86,767
INDIAN HILLS COMMUNITY COLLEGE	0	0	1,125	2,759,508	0	0	0	0	389	248,176
IOWA CENTRAL COMMUNITY COLLEGE	0	0	753	1,654,380	0	0	0	0	87	60,275
IOWA LAKES COMMUNITY COLLEGE	0	0	664	1,407,824	0	0	0	0	153	104,836
IOWA VALLEY COMMUNITY COLLEGE	0	0	826	2,042,082	0	0	19	23,200	72	45,959
IOWA WESTERN COMMUNITY COLLEGE	0	0	714	1,599,216	0	0	0	0	255	172,825
KIRKWOOD COMMUNITY COLLEGE	0	0	2,643	7,706,028	0	0	0	0	493	314,013
NORTH IOWA AREA COMMUNITY COLLEGE	0	0	827	1,854,434	0	0	40	44,540	100	88,875
NORTHEAST IOWA COMMUNITY COLLEGE	0	0	689	1,609,844	0	0	0	0	101	71,334
NORTHWEST IOWA COMMUNITY COLLEGE	0	0	282	623,530	1	1,200	0	0	45	35,373
SOUTHEASTERN COMMUNITY COLLEGE	0	0	393	814,109	0	0	0	0	275	160,749
SOUTHWESTERN COMMUNITY COLLEGE	0	0	421	1,259,962	0	0	0	0	135	93,422
WESTERN IOWA TECH	0	0	811	2,043,460	0	0	43	65,760	135	144,437
Community Colleges Total	0	0	13,602	33,263,764	1	1,200	108	145,740	2,387	1,627,041
ALLEN MEMORIAL HOSPITAL SCHOOL	0	0	51	140,747	0	0	0	0	6	6,791
AMERICAN INSTITUTE OF BUSINESS	0	0	771	2,231,280	0	0	0	0	23	16,173
AMERICAN INSTITUTE OF COMMERCE	0	0	870	2,221,518	0	0	0	0	6	1,597
FAITH BAPTIST BIBLE COLLEGE AND SEM	0	0	72	183,704	0	0	2	2,379	1	1,000
HAMILTON BUSINESS COLLEGE	0	0	768	1,816,497	0	0	0	0	35	24,745

Note: Expenditures do not equal appropriations due to variances such as State Student Incentive Grant resources.

STATE OF IOWA FINANCIAL AID EXPENDITURES BY PROGRAM
1991 - 1992
TABLE 2 OF 3

INSTITUTION	IOWA GRAD. STUDENT FINANCIAL ASST.		IOWA GUARANTEED STUDENT LOANS		OTHER SCHOLARSHIPS OR GRANTS		NATIONAL GUARD EDUC. BENEFITS		VOCATIONAL REHAB BENEFITS	
	AWARDS	DOLLARS	AWARDS	DOLLARS	AWARDS	DOLLARS	AWARDS	TOTAL	AWARDS	TOTAL
IOWA METHODIST SCHOOL OF NURSING	0	0	197	631,400	0	0	0	0	6	5,063
JENNIE EDMUNDSON MEM HOSP SCHOOL	0	0	60	188,261	0	0	0	0	14	12,400
MERCY HOSPITAL MEDICAL CENTER	0	0	105	285,099	0	0	0	0	4	2,084
PALMER COLLEGE OF CHIROPRACTIC	0	0	766	8,376,743	0	0	0	0	0	0
SAINT LUKE'S SCHOOL OF NURSING	0	0	75	203,967	0	0	0	0	3	2,998
SPENCER COLLEGE	0	0	105	376,062	0	0	0	0	7	5,977
UNIVERSITY OF OSTEOPATHIC MEDICINE	0	0	339	3,347,325	135	386,910	0	0	0	0
WALDORF COLLEGE	0	0	236	537,426	0	0	0	0	24	20,266
Independent 2-Yr./Other Total	0	0	4,415	20,540,029	135	386,910	2	2,379	129	99,094
TOTAL	95	171,959	57,872	194,215,755	678	1,632,068	154	217,376	4,256	3,289,086

STATE OF IOWA FINANCIAL AID EXPENDITURES BY PROGRAM
1991 - 1992
TABLE 3 OF 3

INSTITUTION	ROBERT D. BLUE SCHOLARSHIPS		IOWA WAR ORPHANS EDUCATIONAL AID		COMMISSION FOR THE BLIND EDUC. AID	
	AWARDS	TOTAL	AWARDS	TOTAL	AWARDS	TOTAL
IOWA STATE UNIVERSITY	7	5,500	3	1,200	5	5,652
UNIVERSITY OF IOWA	3	2,500	3	800	19	26,063
UNIVERSITY OF NORTHERN IOWA	7	6,500	0	0	3	6,075
Regents' Universities Total	17	14,500	6	2,000	27	37,790
BRIAR CLIFF COLLEGE	1	500	0	0	1	7,859
BUENA VISTA COLLEGE	1	500	0	0	4	5,433
CENTRAL COLLEGE (C.U.I.)	2	1,500	1	200	0	0
CLARKE COLLEGE	0	0	0	0	0	0
COE COLLEGE	0	0	0	0	0	0
CORNELL COLLEGE	0	0	0	0	0	0
DIVINE WORD COLLEGE	0	0	0	0	0	0
DORDT COLLEGE	0	0	0	0	0	0
DRAKE UNIVERSITY	2	1,500	0	0	0	0
GRACELAND COLLEGE	0	0	0	0	0	0
GRAND VIEW COLLEGE	1	500	1	200	0	0
GRINNELL COLLEGE	2	2,000	0	0	0	0
IOWA WESLEYAN COLLEGE	1	1,000	0	0	0	0
LORAS COLLEGE	0	0	0	0	0	0
LUTHER COLLEGE	0	0	0	0	0	0
MAHARISHI INTERNATIONAL UNIVERSITY	0	0	0	0	0	0
MORNINGSIDE COLLEGE	0	0	0	0	0	0
MOUNT MERCY COLLEGE	0	0	0	0	0	0
MOUNT ST. CLARE COLLEGE	0	0	0	0	0	0
NORTHWESTERN COLLEGE	3	2,500	0	0	0	0
SAINT AMBROSE UNIVERSITY	0	0	0	0	2	12,846
SIMPSON COLLEGE	2	1,500	0	0	0	0
TEIKYO MARYCREST UNIVERSITY	0	0	0	0	0	0
TEIKYO WESTMAR UNIVERSITY	0	0	0	0	0	0

Note: Expenditures do not equal appropriations due to variances such as State Student Incentive Grant resources.

STATE OF IOWA FINANCIAL AID EXPENDITURES BY PROGRAM
1991 - 1992
TABLE 3 OF 3

INSTITUTION	ROBERT D. BLUE SCHOLARSHIPS		IOWA WAR ORPHANS EDUCATIONAL AID		COMMISSION FOR THE BLIND EDUC. AID	
	AWARDS	TOTAL	AWARDS	TOTAL	AWARDS	TOTAL
UNIVERSITY OF DUBUQUE	0	0	0	0	0	0
UPPER IOWA UNIVERSITY	0	0	0	0	0	0
WARTBURG COLLEGE	2	2,000	0	0	0	0
WILLIAM PENN COLLEGE	0	0	0	0	0	0
Independent 4-Yr. Total	17	13,500	2	400	7	26,138
DES MOINES AREA COMMUNITY COLLEGE	1	1,000	2	400	0	0
EASTERN IOWA COMMUNITY COLLEGE	0	0	0	0	0	0
HAWKEYE COMMUNITY COLLEGE	0	0	0	0	0	0
INDIAN HILLS COMMUNITY COLLEGE	0	0	0	0	6	5,121
IOWA CENTRAL COMMUNITY COLLEGE	0	0	0	0	0	0
IOWA LAKES COMMUNITY COLLEGE	0	0	0	0	0	0
IOWA VALLEY COMMUNITY COLLEGE	0	0	0	0	0	0
IOWA WESTERN COMMUNITY COLLEGE	1	1,000	0	0	1	413
KIRKWOOD COMMUNITY COLLEGE	0	0	0	0	6	6,498
NORTH IOWA AREA COMMUNITY COLLEGE	0	0	0	0	0	0
NORTHEAST IOWA COMMUNITY COLLEGE	0	0	0	0	0	0
NORTHWEST IOWA COMMUNITY COLLEGE	0	0	0	0	0	0
SOUTHEASTERN COMMUNITY COLLEGE	0	0	0	0	3	2,708
SOUTHWESTERN COMMUNITY COLLEGE	0	0	0	0	1	620
WESTERN IOWA TECH	0	0	0	0	1	382
Community Colleges Total	2	2,000	2	400	18	15,742
ALLEN MEMORIAL HOSPITAL SCHOOL	0	0	0	0	0	0
AMERICAN INSTITUTE OF BUSINESS	1	500	0	0	0	0
AMERICAN INSTITUTE OF COMMERCE	0	0	0	0	0	0
FAITH BAPTIST BIBLE COLLEGE AND SEM	0	0	0	0	0	0
HAMILTON BUSINESS COLLEGE	0	0	0	0	1	380

Note: Expenditures do not equal appropriations due to variances such as State Student Incentive Grant resources.

STATE OF IOWA FINANCIAL AID EXPENDITURES BY PROGRAM
1991 - 1992
TABLE 3 OF 3

INSTITUTION	ROBERT D. BLUE SCHOLARSHIPS		IOWA WAR ORPHANS EDUCATIONAL AID		COMMISSION FOR THE BLIND EDUC. AID	
	AWARDS	TOTAL	AWARDS	TOTAL	AWARDS	TOTAL
IOWA METHODIST SCHOOL OF NURSING	0	0	0	0	0	0
JENNIE EDMUNDSON MEM HOSP SCHOOL	0	0	0	0	0	0
MERCY HOSPITAL MEDICAL CENTER	0	0	0	0	0	0
PALMER COLLEGE OF CHIROPRACTIC	0	0	0	0	0	0
SAINT LUKE'S SCHOOL OF NURSING	0	0	0	0	0	0
SPENCER COLLEGE	0	0	0	0	0	0
UNIVERSITY OF OSTEOPATHIC MEDICINE	0	0	1	200	0	0
WALDORF COLLEGE	0	0	0	0	0	0
Independent 2-Yr./Other Total	1	500	1	200	1	380
TOTAL	37	30,500	11	3,000	53	80,050

WORK STUDY AND OTHER STUDENT EMPLOYMENT SUMMARY
1991 - 1992

INSTITUTION	FEDERAL		STATE		INSTITUTIONAL	
	RECIPIENTS	AVERAGE	RECIPIENTS	AVERAGE	RECIPIENTS	AVERAGE
IOWA STATE UNIVERSITY	1,238	7,084	776	1,174	5,487	5,236
UNIVERSITY OF IOWA	1,967	3,123	768	1,450	14,501	3,616
UNIVERSITY OF NORTHERN IOWA	360	1,588	261	1,497	4,001	1,494
Regents' Universities Total	3,565	4,344	1,805	1,338	23,989	3,632
BRIAR CLIFF COLLEGE	316	828	49	707	180	827
BUENA VISTA COLLEGE	441	542	111	563	108	2,859
CENTRAL COLLEGE (C.U.I.)	622	640	66	755	529	537
CLARKE COLLEGE	143	1,078	15	1,417	103	626
COE COLLEGE	148	977	96	399	269	997
CORNELL COLLEGE	413	1,016	56	1,116	201	1,225
DIVINE WORD COLLEGE	45	1,294	2	922	17	1,040
DORDT COLLEGE	284	844	76	655	374	799
DRAKE UNIVERSITY	886	1,238	130	920	695	1,824
GRACELAND COLLEGE	235	805	35	768	434	795
GRAND VIEW COLLEGE	72	774	35	860	161	860
GRINNELL COLLEGE	256	644	69	767	339	1,711
IOWA WESLEYAN COLLEGE	149	488	38	569	117	798
LORAS COLLEGE	316	601	151	390	332	1,496
LUTHER COLLEGE	681	944	193	679	576	949
MAHARISHI INTERNATIONAL UNIVERSITY	147	1,146			92	810
MORNINGSIDE COLLEGE	340	758	79	419	154	806
MOUNT MERCY COLLEGE	249	510	32	1,286	87	1,288
MOUNT SAINT CLARE COLLEGE	68	777	10	930	42	315
NORTHWESTERN COLLEGE	303	692	84	596	235	754
SAINTE AMBROSE UNIVERSITY	252	1,186	42	1,141	120	1,201
SIMPSON COLLEGE	305	573	32	1,350	220	818
TEIKYO MARYCREST COLLEGE	163	834	19	1,336	16	3,329
TEIKYO WESTMAR COLLEGE	229	718	28	807	165	815

WORK STUDY AND OTHER STUDENT EMPLOYMENT SUMMARY
1991 - 1992

INSTITUTION	FEDERAL		STATE		INSTITUTIONAL	
	RECIPIENTS	AVERAGE	RECIPIENTS	AVERAGE	RECIPIENTS	AVERAGE
UNIVERSITY OF DUBUQUE	218	1,138	29	1,253	163	1,663
UPPER IOWA UNIVERSITY	242	709	61	603	51	1,017
WARTBURG COLLEGE	424	849	54	987	310	796
WILLIAM PENN COLLEGE	130	1,349	23	1,393	228	1,487
Independent 4-Yr. Total	8,077	851	1,615	739	6,318	1,112
DES MOINES AREA COMMUNITY COLLEGE	253	671	81	772	319	428
EASTERN IOWA COMMUNITY COLLEGE	92	1,254	54	873		
HAWKEYE COMMUNITY COLLEGE	92	1,063	80	767	28	722
INDIAN HILLS COMMUNITY COLLEGE	133	566	30	1,238	269	616
IOWA CENTRAL COMMUNITY COLLEGE	75	640	26	709	8	476
IOWA LAKES COMMUNITY COLLEGE	130	559	117	499	38	404
IOWA VALLEY COMMUNITY COLLEGE	154	758	83	760	50	689
IOWA WESTERN COMMUNITY COLLEGE	116	641	47	798	143	462
KIRKWOOD COMMUNITY COLLEGE	364	795	492	212	308	472
NORTH IOWA AREA COMMUNITY COLLEGE	116	703	62	987	72	680
NORTHEAST IOWA COMMUNITY COLLEGE	87	380	100	610	27	482
NORTHWEST IOWA COMMUNITY COLLEGE	18	744	16	675		
SOUTHEASTERN COMMUNITY COLLEGE	90	668	33	1,136	34	429
SOUTHWESTERN COMMUNITY COLLEGE	72	650	132	397	73	696
WESTERN IOWA TECH	102	550	46	272		
Community Colleges Total	1,894	713	1,399	518	1,369	522
ALLEN MEMORIAL HOSPITAL SCHOOL	4	1,151	1	723		
AMERICAN INSTITUTE OF BUSINESS	127	610	45	528	164	470
AMERICAN INSTITUTE OF COMMERCE	42	870	38	743		
FAITH BAPTIST BIBLE COLLEGE AND SEM					73	1,648
HAMILTON BUSINESS COLLEGE	37	881				

WORK STUDY AND OTHER STUDENT EMPLOYMENT SUMMARY
1991 - 1992

INSTITUTION	FEDERAL		STATE		INSTITUTIONAL	
	RECIPIENTS	AVERAGE	RECIPIENTS	AVERAGE	RECIPIENTS	AVERAGE
IOWA METHODIST SCHOOL OF NURSING	23	844	5	602		
JENNIE EDMUNDSON MEM HOSP SCHOOL						
MERCY HOSPITAL MEDICAL CENTER						
PALMER COLLEGE OF CHIROPRACTIC	276	929			306	1,420
SAINT LUKE'S SCHOOL OF NURSING	11	729	3	1,037	9	208
SPENCER COLLEGE	26	796	7	1,116		
UNIVERSITY OF OSTEOPATHIC MEDICINE	240	206	53	94		
WALDORF COLLEGE	147	447	79	193	109	700
Independent 2-Yr./Other Total	933	612	231	376	661	1,074
TOTAL	14,469	1,678	5,050	875	32,337	2,956

LOANS SUMMARY
1991 - 1992

INSTITUTION	FEDERAL		STATE		INSTITUTIONAL		OTHER	
	RECIPIENTS	AVERAGE	RECIPIENTS	AVERAGE	RECIPIENTS	AVERAGE	RECIPIENTS	AVERAGE
IOWA STATE UNIVERSITY	1,889	1,413	11,976	4,019	116	2,121		
UNIVERSITY OF IOWA	2,885	1,386	6,535	3,773	511	1,982	4,879	1,585
UNIVERSITY OF NORTHERN IOWA	1,403	1,019	5,401	3,182				
Regents' Universities Total	6,177	1,311	23,912	3,763	627	2,008	4,879	1,585
BRIAR CLIFF COLLEGE	201	1,065	569	3,295	14	2,117	68	2,740
BUENA VISTA COLLEGE	497	929	1,382	3,185	52	1,014	204	3,818
CENTRAL COLLEGE (C.U.I.)	676	626	804	2,336			78	6,827
CLARKE COLLEGE	127	1,213	375	3,092	27	1,511	96	638
COE COLLEGE	423	1,372	586	3,265	27	1,894	93	1,526
CORNELL COLLEGE	263	979	303	3,226	94	1,032	390	2,941
DIVINE WORD COLLEGE	38	867	5	2,575	3	883		
DORDT COLLEGE	343	1,154	392	3,058	237	1,057	261	2,170
DRAKE UNIVERSITY	1,150	1,357	1,592	4,210	35	2,143	2,145	3,869
GRACELAND COLLEGE	314	1,692	351	2,381	16	3,004	217	2,968
GRAND VIEW COLLEGE	240	975	694	3,581			29	2,453
GRINNELL COLLEGE	286	2,042	83	2,420	116	2,838	275	2,627
IOWA WESLEYAN COLLEGE	27	1,970	319	2,760			92	3,761
LORAS COLLEGE	238	1,783	469	2,615			366	2,246
LUTHER COLLEGE	564	1,258	623	2,974	165	1,728	718	2,543
MAHARISHI INTERNATIONAL UNIVERSITY	223	2,334	193	4,062			28	3,511
MORNINGSIDE COLLEGE	225	1,045	615	3,038	32	1,453	211	1,818
MOUNT MERCY COLLEGE	343	1,533	578	2,844	22	1,466		
MOUNT SAINT CLARE COLLEGE	36	1,016	129	2,529			34	4,233
NORTHWESTERN COLLEGE	225	1,107	620	2,880	149	1,252	180	2,856
SAINT AMBROSE UNIVERSITY	159	1,941	729	3,210	137	1,269	527	3,002
SIMPSON COLLEGE	216	1,487	924	3,280	107	2,015	38	1,071
TEIKYO MARYCREST COLLEGE	148	879	408	3,494			260	2,187
TEIKYO WESTMAR COLLEGE	199	1,071	341	3,021	22	1,209	131	1,894

LOANS SUMMARY
1991 - 1992

INSTITUTION	FEDERAL		STATE		INSTITUTIONAL		OTHER	
	RECIPIENTS	AVERAGE	RECIPIENTS	AVERAGE	RECIPIENTS	AVERAGE	RECIPIENTS	AVERAGE
UNIVERSITY OF DUBUQUE	112	1,345	455	3,048	38	1,501	388	2,416
UPPER IOWA UNIVERSITY	118	946	1,080	3,212	14	1,086	78	3,205
WARTBURG COLLEGE	554	757	764	2,817	98	2,658	285	1,969
WILLIAM PENN COLLEGE	226	870	560	2,841			25	3,178
Independent 4-Yr. Total	8,171	1,228	15,943	3,163	1,405	1,620	7,217	2,986
DES MOINES AREA COMMUNITY COLLEGE	258	809	1,770	2,149			50	800
EASTERN IOWA COMMUNITY COLLEGE			838	2,607			359	1,116
HAWKEYE COMMUNITY COLLEGE			846	2,247	38	1,737	18	2,550
INDIAN HILLS COMMUNITY COLLEGE	81	937	1,125	2,453			245	2,937
IOWA CENTRAL COMMUNITY COLLEGE			753	2,197			13	2,185
IOWA LAKES COMMUNITY COLLEGE	157	531	664	2,120			93	1,780
IOWA VALLEY COMMUNITY COLLEGE	282	671	826	2,472			15	2,967
IOWA WESTERN COMMUNITY COLLEGE	56	381	714	2,240			203	1,642
KIRKWOOD COMMUNITY COLLEGE	765	583	2,643	2,910			8	2,969
NORTH IOWA AREA COMMUNITY COLLEGE	112	1,028	827	2,242			29	1,777
NORTHEAST IOWA COMMUNITY COLLEGE	111	1,342	689	2,336			31	1,981
NORTHWEST IOWA COMMUNITY COLLEGE			282	2,211			58	1,857
SOUTHEASTERN COMMUNITY COLLEGE			393	2,072			18	1,937
SOUTHWESTERN COMMUNITY COLLEGE	15	1,247	421	2,993			42	2,495
WESTERN IOWA TECH			811	2,520	4	500	43	2,337
Community Colleges Total	1,837	712	13,602	2,446	42	1,619	1,225	1,847
ALLEN MEMORIAL HOSPITAL SCHOOL	26	2,010	51	2,760	30	1,321		
AMERICAN INSTITUTE OF BUSINESS	218	762	771	2,894			4	2,295
AMERICAN INSTITUTE OF COMMERCE	11	3,418	870	2,553			65	2,309
FAITH BAPTIST BIBLE COLLEGE AND SEM			72	2,551			48	2,511
HAMILTON BUSINESS COLLEGE	44	1,579	768	2,365				

LOANS SUMMARY
1991 - 1992

INSTITUTION	FEDERAL		STATE		INSTITUTIONAL		OTHER	
	RECIPIENTS	AVERAGE	RECIPIENTS	AVERAGE	RECIPIENTS	AVERAGE	RECIPIENTS	AVERAGE
IOWA METHODIST SCHOOL OF NURSING	50	1,934	197	3,205	24	1,811		
JENNIE EDMUNDSON MEM HOSP SCHOOL	31	710	60	3,138			8	2,368
MERCY HOSPITAL MEDICAL CENTER			105	2,715	44	743		
PALMER COLLEGE OF CHIROPRACTIC	1,266	1,592	766	10,936	162	548	2,248	6,082
SAINT LUKE'S SCHOOL OF NURSING	18	1,235	75	2,720	31	1,886	35	2,231
SPENCER COLLEGE	16	4,555	105	3,582			6	5,162
UNIVERSITY OF OSTEOPATHIC MEDICINE	691	13,710	409	8,675	121	1,843	1,339	4,128
WALDORF COLLEGE	53	1,909	236	2,277			59	2,160
Independent 2-Yr./Other Total	2,424	5,004	4,485	4,624	412	1,180	3,812	5,177
TOTAL	18,609	1,696	57,942	3,355	2,486	1,645	17,133	2,993

SCHOLARSHIP AND GRANT SUMMARY
1991 - 1992

INSTITUTION	FEDERAL		STATE		INSTITUTIONAL		OTHER	
	RECIPIENTS	AVERAGE	RECIPIENTS	AVERAGE	RECIPIENTS	AVERAGE	RECIPIENTS	AVERAGE
IOWA STATE UNIVERSITY	7,481	1,588	1,843	721	9,551	1,334	4,422	1,251
UNIVERSITY OF IOWA	4,654	1,513	1,539	837	5,326	2,544	3,905	1,949
UNIVERSITY OF NORTHERN IOWA	4,765	1,360	1,097	760	3,351	1,421	1,540	814
Regents' Universities Total	16,900	1,503	4,479	771	18,228	1,704	9,867	1,459
BRIAR CLIFF COLLEGE	643	1,444	645	2,027	1,541	1,404	66	1,065
BUENA VISTA COLLEGE	1,471	1,358	1,547	1,671	1,604	2,158		
CENTRAL COLLEGE (C.U.I.)	831	1,296	996	2,020	1,442	3,664	260	1,090
CLARKE COLLEGE	391	1,412	305	2,189	962	1,069	14	2,113
COE COLLEGE	509	1,405	531	2,229	937	3,633	106	1,314
CORNELL COLLEGE	542	1,283	258	1,949	870	4,665	168	1,267
DIVINE WORD COLLEGE	79	1,639	15	2,110	54	2,466	7	2,640
DORDT COLLEGE	540	1,312	358	2,163	967	1,080	157	925
DRAKE UNIVERSITY	1,548	1,348	997	1,910	5,878	2,862	371	1,251
GRACELAND COLLEGE	572	1,488	204	2,211	1,593	1,546	280	1,109
GRAND VIEW COLLEGE	589	1,493	616	2,196	1,217	1,791	41	879
GRINNELL COLLEGE	248	1,918	188	1,487	986	6,922	179	2,190
IOWA WESLEYAN COLLEGE	529	1,260	443	1,872	1,463	1,850	37	1,367
LORAS COLLEGE	731	1,440	640	2,163	1,679	2,645	42	1,314
LUTHER COLLEGE	1,095	1,370	580	2,045	2,084	2,619	883	915
MAHARISHI INTERNATIONAL UNIVERSITY	242	1,503	53	1,974	359	3,422		
MORNINGSIDE COLLEGE	730	1,473	642	2,142	1,884	1,928	122	1,107
MOUNT MERCY COLLEGE	707	1,029	716	2,057	1,050	1,644	178	1,043
MOUNT SAINT CLARE COLLEGE	163	1,375	104	1,992	213	1,895		
NORTHWESTERN COLLEGE	779	1,230	587	2,198	1,892	1,037	214	875
SAINTE AMBROSE UNIVERSITY	678	1,515	654	2,052	1,809	1,828	198	1,465
SIMPSON COLLEGE	693	1,238	884	2,097	1,136	3,642	269	1,057
TEIKYO MARYCREST COLLEGE	598	1,185	332	2,044	819	1,565	99	765
TEIKYO WESTMAR COLLEGE	557	1,167	243	2,126	921	1,325	9	4,008

SCHOLARSHIP AND GRANT SUMMARY
1991 - 1992

INSTITUTION	FEDERAL		STATE		INSTITUTIONAL		OTHER	
	RECIPIENTS	AVERAGE	RECIPIENTS	AVERAGE	RECIPIENTS	AVERAGE	RECIPIENTS	AVERAGE
UNIVERSITY OF DUBUQUE	483	1,441	261	2,109	676	3,386	55	1,129
UPPER IOWA UNIVERSITY	916	1,368	561	1,581	713	1,769	12	662
WARTBURG COLLEGE	672	1,313	773	2,102	1,250	2,672	300	959
WILLIAM PENN COLLEGE	643	1,579	456	2,182	772	2,915	100	1,446
Independent 4-Yr. Total	18,179	1,362	14,589	2,012	36,771	2,434	4,167	1,131
DES MOINES AREA COMMUNITY COLLEGE	4,735	1,084	482	472	1,241	369	257	489
EASTERN IOWA COMMUNITY COLLEGE	2,286	1,297	219	469	239	586	159	654
HAWKEYE COMMUNITY COLLEGE	1,631	1,182	605	499	171	413		
INDIAN HILLS COMMUNITY COLLEGE	2,594	1,086	677	560	500	351	352	552
IOWA CENTRAL COMMUNITY COLLEGE	1,450	1,261	302	580	229	352	116	527
IOWA LAKES COMMUNITY COLLEGE	1,177	1,412	435	557	311	261	197	365
IOWA VALLEY COMMUNITY COLLEGE	1,551	1,275	317	587	199	928		
IOWA WESTERN COMMUNITY COLLEGE	1,719	1,366	534	575	374	200	150	620
KIRKWOOD COMMUNITY COLLEGE	3,529	1,170	1,196	519	473	676	752	318
NORTH IOWA AREA COMMUNITY COLLEGE	1,672	1,308	359	662	217	905		
NORTHEAST IOWA COMMUNITY COLLEGE	1,378	1,273	465	504			49	350
NORTHWEST IOWA COMMUNITY COLLEGE	389	1,105	146	594	20	993	49	499
SOUTHEASTERN COMMUNITY COLLEGE	1,588	1,166	433	544			521	774
SOUTHWESTERN COMMUNITY COLLEGE	860	1,370	270	584			98	507
WESTERN IOWA TECH	1,690	1,202	527	702	25	376	24	788
Community Colleges Total	28,249	1,211	6,967	555	3,999	453	2,724	515
ALLEN MEMORIAL HOSPITAL SCHOOL	47	1,365	33	1,121	30	526	34	934
AMERICAN INSTITUTE OF BUSINESS	818	1,098	608	1,724	375	329	67	526
AMERICAN INSTITUTE OF COMMERCE	1,273	1,104	320	1,521	5	1,550		
FAITH BAPTIST BIBLE COLLEGE AND SEM	147	1,470	84	1,737	239	495	31	1,412
HAMILTON BUSINESS COLLEGE	1,013	1,152	343	1,456	18	2,167		

SCHOLARSHIP AND GRANT SUMMARY
1991 - 1992

INSTITUTION	FEDERAL		STATE		INSTITUTIONAL		OTHER	
	RECIPIENTS	AVERAGE	RECIPIENTS	AVERAGE	RECIPIENTS	AVERAGE	RECIPIENTS	AVERAGE
IOWA METHODIST SCHOOL OF NURSING	158	1,310	134	1,052	202	630	20	2,230
JENNIE EDMUNDSON MEM HOSP SCHOOL	99	1,238	47	867	14	963	18	375
MERCY HOSPITAL MEDICAL CENTER	77	1,412	4	521	266	538	40	1,470
PALMER COLLEGE OF CHIROPRACTIC	287	1,099	11	1,255	667	1,298	180	653
SAINT LUKE'S SCHOOL OF NURSING	111	1,365	90	2,018	38	534	20	1,056
SPENCER COLLEGE	241	927	94	1,667	26	743	15	400
UNIVERSITY OF OSTEOPATHIC MEDICINE	79	17,744	76	2,718	10	12,652	46	2,903
WALDORF COLLEGE	403	1,046	272	2,102	776	899	314	552
Independent 2-Yr./Other Total	4,753	1,410	2,116	1,669	2,666	869	785	857
TOTAL	68,081	1,338	28,151	1,428	61,664	2,022	17,543	1,208

CULTURAL AND ETHNIC DIVERSITY

This edition of the Digest includes a new section which summarizes cultural and ethnic diversity data for Iowa institutions. The Iowa College Student Aid Commission is required to provide an annual report to the Governor and General Assembly.

Reports include summaries of resident and non-resident minorities as well as those receiving tuition grants, Iowa grants and vocational-technical grants. The summaries also include minority faculty data.

CULTURAL AND ETHNIC DIVERSITY REPORT
DECEMBER, 1992

NAME	INSTITUTION* ENROLLMENT	MINORITY ENROLLMENT				FACULTY			
		IOWA RESIDENT	NON-IOWA RESIDENT	TOTAL	PERCENT MINORITY	RECEIVING ITG IG VT	INTERNATIONAL	MINORITY	PERCENT MINORITY
IOWA STATE UNIVERSITY	24,927	736	768	1,504	6.03	13	2,551	119	9.39
UNIVERSITY OF IOWA	27,463	1,128	1,043	2,171	7.91	23	1,911	253	13.46
UNIVERSITY OF NORTHERN IOWA	13,045	410	89	499	3.83	3	198	77	9.20
Regents' Universities	65,435	2,274	1,900	4,174	6.38	39	4,660	449	11.27
BRIAR CLIFF COLLEGE	1,144	31	22	53	4.63	19	16	3	4.84
BUENA VISTA COLLEGE	2,316	41	11	52	2.25	8	24	11	15.49
CENTRAL COLLEGE (C.U.I.)	1,593	48	25	73	4.58	37	31	11	9.09
CLARKE COLLEGE	927	14	42	56	6.04	5	14	2	3.45
COE COLLEGE	1,285	14	44	58	4.51	0	0	7	4.40
CORNELL COLLEGE	1,162	17	78	95	8.18	11	24	11	8.66
DIVINE WORD COLLEGE	66	8	29	37	56.06	6	13	5	20.00
DORDT COLLEGE	1,077	8	10	18	1.67	13	6	0	0.00
DRAKE UNIVERSITY	6,333	172	282	454	7.17	30	0	25	9.23
GRACELAND COLLEGE	2,760	13	194	207	7.50	7	98	4	4.94
GRAND VIEW COLLEGE	1,470	88	5	93	6.33	41	0	3	2.70
GRINNELL COLLEGE	1,274	22	106	128	10.05	13	0	12	9.16
IOWA WESLEYAN COLLEGE	967	12	77	89	9.20	7	49	1	1.67
LORAS COLLEGE	1,776	11	43	54	3.04	9	44	4	3.81
LUTHER COLLEGE	2,327	15	40	55	2.36	6	53	9	6.21
MAHARISHI INTERNATIONAL U.	795	11	18	29	3.65	5	0	5	5.00
MORNINGSIDE COLLEGE	1,306	16	31	47	3.60	9	52	6	5.94
MOUNT MERCY COLLEGE	1,392	26	7	33	2.37	13	0	6	5.56
MOUNT ST. CLARE COLLEGE	396	9	36	45	11.36	2	15	2	5.00
NORTHWESTERN COLLEGE	1,038	9	11	20	1.93	5	62	0	0.00
SAINT AMBROSE UNIVERSITY	2,417	131	61	192	7.94	66	16	7	4.96
SIMPSON COLLEGE	1,690	36	6	42	2.49	20	2	7	4.86
TEIKYO MARYCREST UNIVERSITY	1,385	39	25	64	4.62	25	100	3	3.90
TEIKYO WESTMAR UNIVERSITY	761	9	40	49	6.44	4	317	5	6.41

* Enrollment information is from the College Enrollment Report

CULTURAL AND ETHNIC DIVERSITY REPORT
DECEMBER, 1992

NAME	INSTITUTION* ENROLLMENT	MINORITY ENROLLMENT				FACULTY			
		IOWA RESIDENT	NON-IOWA RESIDENT	TOTAL	PERCENT MINORITY	RECEIVING ITG IG VT	INTERNATIONAL	MINORITY	PERCENT MINORITY
UNIVERSITY OF DUBUQUE	1,264	10	41	51	4.03	1	338	5	8.47
UPPER IOWA UNIVERSITY	2,641	79	106	185	7.00	8	15	4	1.60
WARTBURG COLLEGE	1,445	22	34	56	3.88	17	96	2	1.50
WILLIAM PENN COLLEGE	689	18	41	59	8.56	11	10	0	0.00
Independent 4-Yr	43,696	929	1,465	2,394	5.48	398	1,395	160	5.38
DES MOINES AREA COMM. COLLEGE	11,214	746	17	763	6.80	37	0	10	4.02
EASTERN IOWA COMMUNITY COLLEGE	6,384	436	49	485	7.60	0	66	21	4.95
HAWKEYE COMMUNITY COLLEGE	2,467	188	0	188	7.62	51	6	5	3.03
INDIAN HILLS COMMUNITY COLLEGE	3,336	59	22	81	2.43	2	14	0	0.00
IOWA CENTRAL COMMUNITY COLLEGE	2,384	59	26	85	3.57	9	36	1	1.06
IOWA LAKE'S COMMUNITY COLLEGE	1,831	20	7	27	1.47	1	1	0	0.00
IOWA VALLEY COMMUNITY COLLEGE	2,054	71	62	133	6.48	36	0	5	4.00
IOWA WESTERN COMMUNITY COLLEGE	3,623	60	35	95	2.62	3	3	0	0.00
KIRKWOOD COMMUNITY COLLEGE	9,612	401	43	444	4.62	27	0	5	2.49
NORTH IOWA AREA COMM. COLLEGE	3,074	79	23	102	3.32	6	0	0	0.00
NORTHEAST IOWA COMMUNITY COLLEGE	2,283	30	3	33	1.45	6	8	0	0.00
NORTHWEST IOWA COMMUNITY COLLEGE	603	3	0	3	0.50	0	0	0	0.00
SOUTHEASTERN COMMUNITY COLLEGE	2,929	110	14	124	4.23	8	9	3	2.40
SOUTHWESTERN COMMUNITY COLLEGE	1,372	4	14	18	1.31	1	6	0	0.00
WESTERN IOWA TECH	2,578	57	31	88	3.41	12	10	6	2.80
Community Colleges	55,744	2,323	346	2,669	4.79	199	159	56	2.14
ALLEN MEMORIAL NURSING SCHOOL	95	1	0	1	1.05	0	0	0	0.00
AMERICAN INSTITUTE OF BUSINESS	952	54	2	56	5.88	32	2	1	3.45
AMERICAN INSTITUTE OF COMMERCE, CF	272	18	0	18	6.62	8	0	1	5.26
AMERICAN INSTITUTE OF COMMERCE, DAV	543	31	26	57	10.50	16	0	2	5.13
FAITH BAPTIST BIBLE COLLEGE	251	5	6	11	4.38	1	1	1	4.35

* Enrollment information is from the College Enrollment Report

CULTURAL AND ETHNIC DIVERSITY REPORT
DECEMBER, 1992

NAME	INSTITUTION* ENROLLMENT	MINORITY ENROLLMENT					FACULTY			
		IOWA RESIDENT	NON-IOWA RESIDENT	TOTAL	PERCENT MINORITY	RECEIVING ITG IG VT	INTERNATIONAL	MINORITY	PERCENT MINORITY	
HAMILTON BUSINESS COLLEGE, CR	365	10	0	10	2.74	3	0	1	7.69	
HAMILTON BUSINESS COLLEGE, DM	276	19	0	19	6.88	0	0	0	0.00	
HAMILTON BUSINESS COLLEGE, MC	184	6	0	6	3.26	2	0	0	0.00	
IOWA METHODIST NURSING SCHOOL	310	12	0	12	3.87	5	0	0	0.00	
JENNIE EDMUNDSON NURSING SCHOOL	92	0	1	1	1.09	0	0	0	0.00	
MERCY HOSPITAL NURSING SCHOOL	287	10	0	10	3.48	1	3	0	0.00	
PALMER COLLEGE OF CHIROPRACTIC	1,892	11	59	70	3.70	0	34	11	9.73	
SAINT LUKE'S SCHOOL OF NURSING	156	5	1	6	3.85	5	0	0	0.00	
SPENCER COLLEGE	157	3	1	4	2.55	3	0	1	4.00	
U. OF OSTEOPATHIC MEDICINE	1,388	19	189	208	14.99	0	1	12	15.19	
WALDORF COLLEGE	499	5	11	16	3.21	2	39	1	3.45	
Independent 2-Yr/Other	7,719	209	296	505	6.54	78	80	31	6.40	
TOTAL	172,594	5,735	4,007	9,742	5.64	714	6,294	696	6.92	

* Enrollment information is from the College Enrollment Report

CULTURAL AND ETHNIC DIVERSITY REPORT
DECEMBER, 1992
MINORITY STUDENTS(1)

	Black		Hispanic		American Indian		Asian		Southeast Asian		Total		TOTAL
	R	N	R	N	R	N	R	N	R	N	R	N	
IOWA STATE UNIVERSITY	249	459	150	176	24	11	313	122	0	0	736	768	1,504
UNIVERSITY OF IOWA	252	489	257	250	36	37	583	267	0	0	1,128	1,043	2,171
UNIVERSITY OF NORTHERN IOWA	211	68	73	13	20	0	106	8	0	0	410	89	499
Regent's Universities	712	1,016	480	439	80	48	1,002	397	0	0	2,274	1,900	4,174
BRIAR CLIFF COLLEGE	19	3	4	15	2	4	6	0	0	0	31	22	53
BUENA VISTA COLLEGE	14	3	9	4	3	0	15	4	0	0	41	11	52
CENTRAL COLLEGE (C.U.I.)	6	5	10	14	0	2	32	4	0	0	48	25	73
CLARKE COLLEGE	2	33	6	8	3	1	2	0	1	0	14	42	56
COE COLLEGE	5	18	4	15	0	2	5	9	0	0	14	44	58
CORNELL COLLEGE	6	24	4	22	0	9	7	23	0	0	17	78	95
DIVINE WORD COLLEGE	0	0	1	1	1	0	0	0	6	28	8	29	37
FORDY COLLEGE	2	1	0	0	0	0	6	9	0	0	8	10	18
GRAKE UNIVERSITY	71	147	41	52	12	6	48	77	0	0	172	282	454
GRACE AND HOLY COLLEGE	4	126	7	32	0	8	2	28	0	0	13	194	207
GRAND VIEW COLLEGE	42	5	13	0	2	0	31	0	0	0	88	5	93
HINNELL COLLEGE	6	42	3	21	1	0	12	43	0	0	22	106	128
IOWA WESLEYAN COLLEGE	5	53	3	5	0	0	1	19	3	0	12	77	89
JERAS COLLEGE	3	25	6	12	0	0	2	0	0	6	11	43	54
LUTHER COLLEGE	3	6	3	13	0	2	9	19	0	0	15	40	55
MAHARISHI INTERNATIONAL U.	6	5	1	8	3	3	1	2	0	0	11	18	29
MORNINGSIDE COLLEGE	3	20	4	1	5	9	4	1	0	0	16	31	47
MOUNT MERCY COLLEGE	14	1	1	0	3	0	7	5	1	1	26	7	33
MOUNT ST. CLARE COLLEGE	7	28	1	5	1	2	0	1	0	0	9	36	45
NORTHWESTERN COLLEGE	1	5	2	3	0	0	6	3	0	0	9	11	20
SAINT AMBROSE UNIVERSITY	65	39	45	14	4	0	17	8	0	0	131	61	192
SIMPSON COLLEGE	14	3	7	2	2	0	13	1	0	0	36	6	42
ST. JAMES MARYCREST UNIVERSITY	23	12	12	6	0	1	2	3	2	3	39	25	64

1. Includes full and part-time students. Excludes international students.

R = Resident, N = Non-Resident

CULTURAL AND ETHNIC DIVERSITY REPORT
 DECEMBER, 1992
 MINORITY STUDENTS(1)

	Black		Hispanic		American Indian		Asian		Southeast Asian		Total		TOTAL
	R	N	R	N	R	N	R	N	R	N	R	N	
TEIKYO WESTMAR UNIVERSITY	3	31	2	7	1	0	2	2	1	0	9	40	49
UNIVERSITY OF DUBUQUE	5	30	0	3	2	3	2	5	1	0	10	41	51
UPPER IOWA UNIVERSITY	58	78	10	20	4	1	1	5	6	2	79	106	185
WARTBURG COLLEGE	11	24	2	4	0	1	9	5	0	0	22	34	56
WILLIAM PENN COLLEGE	8	24	4	12	0	2	6	3	0	0	18	41	59
Independent 4-Yr	406	791	205	299	49	56	248	279	21	40	929	1,465	2,394
DES MOINES AREA COMM. COLLEGE	375	4	115	5	33	0	223	8	0	0	746	17	763
EASTERN IOWA COMMUNITY COLLEGE	183	32	164	14	37	2	52	1	0	0	436	49	485
HAWKEYE COMMUNITY COLLEGE	145	0	21	0	2	0	20	0	0	0	188	0	188
INDIAN HILLS COMMUNITY COLLEGE	11	14	12	2	17	2	0	0	19	4	59	22	81
IOWA CENTRAL COMMUNITY COLLEGE	39	24	10	2	1	0	9	0	0	0	59	26	85
IOWA LAKES COMMUNITY COLLEGE	10	7	6	0	0	0	4	0	0	0	20	7	27
IOWA VALLEY COMMUNITY COLLEGE	25	49	7	1	27	0	10	6	2	6	71	62	133
IOWA WESTERN COMMUNITY COLLEGE	14	24	28	3	6	1	12	7	0	0	60	35	95
KIRKWOOD COMMUNITY COLLEGE	189	17	74	5	31	0	107	21	0	0	401	43	444
NORTH IOWA AREA COMM. COLLEGE	31	22	29	1	8	0	11	0	0	0	79	23	102
NORTHEAST IOWA COMMUNITY COLLEGE	9	0	12	1	7	1	2	1	0	0	30	3	33
NORTHWEST IOWA COMMUNITY COLLEGE	0	0	1	0	2	0	0	0	0	0	3	0	3
SOUTHEASTERN COMMUNITY COLLEGE	54	10	34	0	4	0	18	4	0	0	110	14	124
SOUTHWESTERN COMMUNITY COLLEGE	1	8	1	6	1	0	1	0	0	0	4	14	18
WESTERN IOWA TECH	22	0	18	0	7	31	10	0	0	0	57	31	88
Community Colleges	1,108	211	532	40	183	37	479	48	21	10	2,323	346	2,669
ALLEN MEMORIAL NURSING SCHOOL	0	0	1	0	0	0	0	0	0	0	1	0	1
AMERICAN INSTITUTE OF BUSINESS	24	2	13	0	3	0	14	0	0	0	54	2	56
AMERICAN INSTITUTE OF COMMERCE, CF	17	0	0	0	1	0	0	0	0	0	18	0	18

1. Includes full and part-time students. Excludes international students.

2. R = Resident, N = Non-Resident

CULTURAL AND ETHNIC DIVERSITY REPORT
 DECEMBER, 1992
 MINORITY STUDENTS(1)

	Black		Hispanic		American Indian		Asian		Southeast Asian		Total		TOTAL
	R	N	R	N	R	N	R	N	R	N	R	N	
AMERICAN INSTITUTE OF COMMERCE, DAV	19	16	11	10	1	0	0	0	0	0	31	26	57
FAITH BAPTIST BIBLE COLLEGE	1	0	1	2	1	1	2	3	0	0	5	6	11
HAMILTON BUSINESS COLLEGE, CR	8	0	1	0	0	0	0	0	1	0	10	0	10
HAMILTON BUSINESS COLLEGE, DM	12	0	4	0	0	0	3	0	0	0	19	0	19
HAMILTON BUSINESS COLLEGE, MC	2	0	2	0	1	0	1	0	0	0	6	0	6
IOWA METHODIST NURSING SCHOOL	4	0	4	0	0	0	4	0	0	0	12	0	12
JENNIE EDMUNDSON NURSING SCHOOL	0	1	0	0	0	0	0	0	0	0	0	1	1
MERCY HOSPITAL NURSING SCHOOL	6	0	2	0	1	0	1	0	0	0	10	0	10
PALMER COLLEGE OF CHIROPRACTIC	1	17	3	14	0	6	7	22	0	0	11	59	70
SAINT LUKE'S SCHOOL OF NURSING	4	0	0	1	0	0	0	0	1	0	5	1	6
SPENCER COLLEGE	0	0	1	0	0	0	0	1	2	0	3	1	4
U. OF OSTEOPATHIC MEDICINE	1	40	4	23	2	5	8	104	4	17	19	189	208
WALDORF COLLEGE	2	8	2	1	0	1	1	1	0	0	5	11	16
Independent 2-Yr/Other	101	84	49	51	10	13	41	131	8	17	209	296	505
TOTAL	2,327	2,102	1,266	829	322	154	1,770	855	50	67	5,735	4,007	9,742

1. Includes full and part-time students. Excludes international students.
 2. R - Resident, N - Non Resident

CULTURAL AND ETHNIC DIVERSITY REPORT
 DECEMBER, 1992
 MINORITY FACULTY

NAME	Black	Hispanic	American		Southeast	Total
			Indian	Asian	Asian	
IOWA STATE UNIVERSITY	18	13	2	86	0	119
UNIVERSITY OF IOWA	37	34	5	177	0	253
UNIVERSITY OF NORTHERN IOWA	25	16	4	32	0	77
Regents' Universities	80	63	11	295	0	449
BRIAR CLIFF COLLEGE	0	1	0	0	2	3
BUENA VISTA COLLEGE	2	2	1	6	0	11
CENTRAL COLLEGE (C.U.I.)	3	4	1	3	0	11
CLARKE COLLEGE	2	0	0	0	0	2
COE COLLEGE	4	0	0	3	0	7
CORNELL COLLEGE	4	3	0	4	0	11
DIVINE WORD COLLEGE	1	1	1	0	2	5
DORDT COLLEGE	0	0	0	0	0	0
DRAKE UNIVERSITY	4	7	1	13	0	25
GRACELAND COLLEGE	1	0	0	1	2	4
GRAND VIEW COLLEGE	2	0	1	0	0	3
GRINNELL COLLEGE	4	2	0	0	6	12
IOWA WESLEYAN COLLEGE	0	0	0	0	1	1
LORAS COLLEGE	2	0	0	2	0	4
LUTHER COLLEGE	4	3	0	2	0	9
MAHARISHI INTERNATIONAL U.	3	0	0	2	0	5
MORNINGSIDE COLLEGE	0	2	1	2	1	6
MOUNT MERCY COLLEGE	0	0	0	2	4	6
MOUNT ST. CLARE COLLEGE	0	0	1	1	0	2
NORTHWESTERN COLLEGE	0	0	0	0	0	0
SAINT AMBROSE UNIVERSITY	0	1	1	5	0	7
SIMPSON COLLEGE	1	1	0	5	0	7
TEIKYO MARYCREST UNIVERSITY	0	1	0	1	1	3

CULTURAL AND ETHNIC DIVERSITY REPORT
 DECEMBER, 1992
 MINORITY FACULTY

NAME	Black	Hispanic	American		Southeast	Total
			Indian	Asian	Asian	
TEIKYO WESTMAR UNIVERSITY	0	0	0	3	2	5
UNIVERSITY OF DUBUQUE	0	1	1	3	0	5
UPPER IOWA UNIVERSITY	2	1	0	1	0	4
WARTBURG COLLEGE	0	1	0	1	0	2
WILLIAM PENN COLLEGE	0	0	0	0	0	0
Independent 4-Yr	39	31	9	60	21	160
DES MOINES AREA COMM. COLLEGE	5	3	0	2	0	10
EASTERN IOWA COMMUNITY COLLEGE	14	2	1	4	0	21
HAWKEYE COMMUNITY COLLEGE	3	2	0	0	0	5
INDIAN HILLS COMMUNITY COLLEGE	0	0	0	0	0	0
IOWA CENTRAL COMMUNITY COLLEGE	0	1	0	0	0	1
IOWA LAKES COMMUNITY COLLEGE	0	0	0	0	0	0
IOWA VALLEY COMMUNITY COLLEGE	1	0	0	4	0	5
IOWA WESTERN COMMUNITY COLLEGE	0	0	0	0	0	0
KIRKWOOD COMMUNITY COLLEGE	2	3	0	0	0	5
NORTH IOWA AREA COMM. COLLEGE	0	0	0	0	0	0
NORTHEAST IOWA COMMUNITY COLLEGE	0	0	0	0	0	0
NORTHWEST IOWA COMMUNITY COLLEGE	0	0	0	0	0	0
SOUTHEASTERN COMMUNITY COLLEGE	1	0	0	2	0	3
SOUTHWESTERN COMMUNITY COLLEGE	0	0	0	0	0	0
WESTERN IOWA TECH	1	2	1	1	1	6
Community Colleges	27	13	2	13	1	56
ALLEN MEMORIAL NURSING SCHOOL	0	0	0	0	0	0
AMERICAN INSTITUTE OF BUSINESS	1	0	0	0	0	1
AMERICAN INSTITUTE OF COMMERCE, CF	0	1	0	0	0	1

CULTURAL AND ETHNIC DIVERSITY REPORT
 DECEMBER, 1992
 MINORITY FACULTY

NAME	Black	Hispanic	American		Southeast	Total
			Indian	Asian	Asian	
AMERICAN INSTITUTE OF COMMERCE, DAV	1	0	0	0	1	2
FAITH BAPTIST BIBLE COLLEGE	0	1	0	0	0	1
HAMILTON BUSINESS COLLEGE, CR	0	1	0	0	0	1
HAMILTON BUSINESS COLLEGE, DM	0	0	0	0	0	0
HAMILTON BUSINESS COLLEGE, MC	0	0	0	0	0	0
IOWA METHODIST NURSING SCHOOL	0	0	0	0	0	0
JENNIE EDMUNDSON NURSING SCHOOL	0	0	0	0	0	0
MERCY HOSPITAL NURSING SCHOOL	0	0	0	0	0	0
PALMER COLLEGE OF CHIROPRACTIC	2	1	0	8	0	11
SAINT LUKE'S SCHOOL OF NURSING	0	0	0	0	0	0
SPENCER COLLEGE	0	0	0	1	0	1
U. OF OSTEOPATHIC MEDICINE	2	1	1	8	0	12
WALDORF COLLEGE	1	0	0	0	0	1
Independent 2-Yr / Other	7	5	1	17	1	31
TOTAL	153	112	23	385	23	696