

DOCUMENT RESUME

ED 384 301

HE 028 414

TITLE Trends in Enrollment and Degrees Granted, 1948-1994.
Report No. 7-95.

INSTITUTION State Univ. of New York, Albany. Central Staff Office
of Institutional Research.

PUB DATE May 95

NOTE 384p.; For the 1948-1993 report, see ED 373 664.

AVAILABLE FROM Office of Institutional Research, University Plaza,
State University of New York, Albany, NY 12246.

PUB TYPE Statistical Data (110)

EDRS PRICE MF01/PC16 Plus Postage.

DESCRIPTORS Community Colleges; *Degrees (Academic); *Enrollment;
*Enrollment Trends; Full Time Students; Graduate
Students; Higher Education; Part Time Students;
*School Statistics; State Colleges; *State
Universities; Tables (Data); Undergraduate
Students

IDENTIFIERS New York; *State University of New York

ABSTRACT

This report provides statistical data on enrollment and degrees granted by the 66 State University of New York (SUNY) community colleges, colleges, and universities between 1948 and 1994. The first section of the report provides headcount enrollment data for the individual institutions and institutional types as well as system-wide data. The enrollment data is for the fall term of each year and is arrayed by student load (full-time or part-time) and student level (undergraduate or graduate). The second section of the report provides data on degrees granted for the system as a whole, as well as for individual institutions and institution types. Unlike the enrollment data, which is point-in-time data, the information on degrees granted covers all degrees awarded over a 12-month period. Data in this section are provided separately for each degree type, namely associate, bachelor's, master's, doctoral, and professional degrees. Undergraduate and graduate certificates and diplomas are not included in this degree count data. An appendix provides a map of the SUNY system and the dates of establishment of SUNY institutions.
(MDM)

* Reproductions supplied by EDRS are the best that can be made *
* from the original document. *

STATE
UNIVERSITY
OF NEW YORK

ED 384 301

**TRENDS IN ENROLLMENT
AND DEGREES GRANTED**
1948-1994

BEST COPY AVAILABLE

"PERMISSION TO REPRODUCE THIS
MATERIAL HAS BEEN GRANTED BY

Office of Instit. Res.
State Univ of N.Y.

TO THE EDUCATIONAL RESOURCES
INFORMATION CENTER (ERIC)."

U.S. DEPARTMENT OF EDUCATION
Office of Educational Research and Improvement
EDUCATIONAL RESOURCES INFORMATION
CENTER (ERIC)

(This document has been reproduced as
received from the person or organization
originating it)

Minor changes have been made to improve
reproduction quality

Points of view or opinions stated in this docu-
ment do not necessarily represent official
OERI position or policy

Office of Institutional Research
Report No. 7-95

HE 028 4114

TRENDS IN ENROLLMENT AND DEGREES GRANTED

1948 - 1994

STATE UNIVERSITY OF NEW YORK

Report Number 7-95
CENTRAL STAFF OFFICE OF INSTITUTIONAL RESEARCH
STATE UNIVERSITY OF NEW YORK
May 1995

TABLE OF CONTENTS

INTRODUCTION vii

TABLES:

	<u>Credit course enrollment</u>	<u>Degrees granted</u>
STATE UNIVERSITY TOTALS	1	92
STATE UNIVERSITY TOTALS EXCLUDING COMMUNITY COLLEGES SPONSORED BY THE NEW YORK CITY BOARD OF HIGHER EDUCATION	2	93
STATE-OPERATED/FUNDED INSTITUTIONS	3	94
UNIVERSITY CENTERS (EXCL. HSC)	4	95
UNIVERSITY CENTERS (INCL. HSC)	5	96
Albany	6	97
Binghamton	7	98
Buffalo (Excl. HSC)	8	99
Buffalo (Incl. HSC)	9	100
Stony Brook (Excl. HSC)	10	101
Stony Brook (incl. HSC)	11	102
UNIVERSITY COLLEGES	12	103
Brockport	13	104
Buffalo	14	105
Cortland	15	106
Empire State	16	107
Fredonia	17	108
Geneseo	18	109
New Paltz	19	110
Old Westbury	20	111
Oneonta	21	112
Oswego	22	113
Plattsburgh	23	114
Potsdam	24	115
Purchase	25	116
HEALTH SCIENCES CENTERS - ALL	26	117
HEALTH SCIENCES CENTERS (BROOKLYN, SYRACUSE ONLY)	27	118
Buffalo	28	119
Brooklyn	29	120
Stony Brook	30	121
Syracuse	31	122

TABLE OF CONTENTS
(Continued)

TABLES:

	<u>Credit course enrollment</u>	<u>Degrees granted</u>
SPECIALIZED COLLEGES	32	123
Environmental Science and Forestry	33	124
Maritime	34	125
Optometry	35	126
Technology at Utica/Rome	36	127
STATUTORY COLLEGES	37	128
Agriculture and Life Sciences	38	129
Ceramics	39	130
Human Ecology	40	131
Industrial and Labor Relations	41	132
Veterinary Medicine	42	133
COLLEGES OF TECHNOLOGY/AGRICULTURE	43	134
Alfred	44	135
Canton	45	136
Cobleskill	46	137
Delhi	47	138
Farmingdale	48	139
Morrisville	49	140
ALL OTHER COMMUNITY COLLEGES	50	141
ALL COMMUNITY COLLEGES	51	142
Adirondack	52	143
Broome	53	144
Cayuga County	54	145
Clinton	55	146
Columbia-Greene	56	147
Community College of the Finger Lakes	57	148
Corning	58	149
Dutchess	59	150
Erie	60	151
Fashion Institute	61	152
Fulton-Montgomery	62	153
Genesee	63	154
Herkimer County	64	155
Hudson Valley	65	156
Jamestown	66	157

TABLE OF CONTENTS
(Continued)

TABLES:

	<u>Credit course enrollment</u>	<u>Degrees granted</u>
ALL OTHER COMMUNITY COLLEGES (continued)		
Jefferson	67	158
Mohawk Valley	68	159
Monroe	69	160
Nassau	70	161
Niagara County	71	162
North Country	72	163
Onondaga	73	164
Orange County	74	165
Rockland	75	166
Schenectady	76	167
Suffolk County	77	168
Sullivan County	78	169
Tompkins-Cortland	79	170
Ulster County	80	171
Westchester	81	172
Community Colleges under the sponsorship of the New York City Board of Higher Education	82	173
Borough of Manhattan	83	174
Bronx	84	175
Hostos	85	176
Kingsborough	86	177
LaGuardia	87	178
New York City	88	179
Queensborough	89	180
Staten Island	90	181
ASSOCIATED COLLEGES	91	182

APPENDIX

Map of State University Institutions		183
Chronology of Dates of Establishment of Institutions of the State University of New York		184
Publicatons List		186

INTRODUCTION

This report is a reissue of our Trends in Enrollment and Degrees Granted. The current report covers the period from 1948 to 1994.

The report is divided into two major sections: Credit Course Enrollment (Headcount), and Degrees Granted.

The Credit Course Enrollment section provides headcount enrollment data for the individual institutions and institutional types of the State University as well as system-wide data. The enrollment data in this section is for the fall term of each year and is arrayed by student load (full-time/part-time) and student level (undergraduate/graduate).

Degrees granted data is also provided for the State University system as a whole, as well as for individual institutions and institutional types. Unlike the enrollment data, which is point-in-time data, the degrees granted information covers all degrees awarded over a twelve-month period. The twelve-month census period for degrees granted is from the first of July of a given year through June thirtieth of the following year. Data in this section is provided separately for each degree type; viz., Associate, Bachelor's, Master's, Doctoral and First-professional Degrees. It should be remembered that the information presented here is a count of degrees conferred and does not include other formal awards such as undergraduate certificates and diplomas, and graduate certificates.

In interpreting enrollment and degrees granted data over a period of time, one of the major considerations to be taken into account is changes in the numbers of institutions which comprise the State University of New York. For example, in examining the enrollment history of the University, it is important to know that as of July 1, 1975, the Community Colleges sponsored by the New York City Board of Higher Education ceased to be under the program of the State University of New York and became solely a part of the City University of New York. Because this change involves a substantial number of students, two special tables (94/1469-2 and 94/1470-2) have been added to this report. Table 94/1469-2 provides system-wide enrollment data but with the enrollment component from Community Colleges sponsored by the New York City Board of Higher Education systematically removed; Table 94/1470-2 provides the analogous information for degrees granted. In order to provide comprehensive information regarding the institutional history of the State University of New York in a convenient format, this report contains, in the Appendix, a chronology of dates of establishment for institutions of the State University.

This report should serve as a convenient reference for basic data regarding the enrollment and degrees granted history of the State University. As is always the case, the significance of data depends on the needs and priorities of the user of the data. The report has been designed to provide maximum flexibility, and hence, utility, to a wide spectrum of users. We welcome suggestions for the improvement of this report.

We would like to thank those individuals on the campuses who are responsible for providing this office with timely and accurate data. The collection of this data required their extensive cooperation and continued effort. Our gratitude is also extended to the statistical staff of Mr. Spoor and Mr. Toomey who were responsible for editing and verifying the data; and the typing staff of Mrs. Bartoszewicz and Mrs. Mazzone who prepared the final transcript for publication and distribution.

Tommy Annas
Assistant Vice Chancellor

Gary Blose
Associate for
Institutional Research

**CREDIT COURSE ENROLLMENT
(HEADCOUNT)**

CREDIT COURSE ENROLLMENT, FALL 1948 THROUGH FALL 1994
STATE UNIVERSITY OF NEW YORK

F A L L T E R M	T O T A L E N R O L L M E N T		U N D E R G R A D U A T E		G R A D U A T E	
	TOTAL	FULL-TIME	TOTAL	FULL-TIME	TOTAL	FULL-TIME
1948	•	26746	•	26321	•	425
1949	•	25525	•	24979	•	546
1950	•	27853	•	25751	•	2102
1951	•	26648	•	24615	•	2033
1952	•	26499	•	24558	•	1941
1953	•	26720	•	24777	•	1943
1954	•	28627	•	26535	•	2092
1955	•	30910	•	28839	•	2071
1956	•	32731	•	30656	•	2075
1957	•	34973	•	32789	•	2184
1958	•	38642	•	36303	•	2339
1959	63721	42124	1597	55612	8109	2342
1960	72612	47634	24978	39782	7606	2366
1961	82417	53243	29174	45268	8022	2398
1962	111342	68019	43323	74395	12164	3931
1963	126207	76510	49697	64088	12639	4295
1964	150425	92264	58161	113568	14154	5233
1965	176415	107780	68635	136271	16725	6198
1966	191574	119074	72500	101582	17561	7077
1967	226022	139213	86809	111997	17561	7077
				130460	20713	8753
1968	261472	159928	101544	237263	24209	9735
1969	285932	180341	105591	257357	28575	11191
1970	321153	206923	114230	287941	33212	12706
1971	350934	225902	125032	313882	37052	14029
1972	364802	231975	132827	328143	36659	13706
1973	384899	243279	141620	346471	38428	14112
1974	409611	256194	153417	369401	40210	14590
1975	357614	231470	126144	316185	41429	15668
1976	342855	225461	117394	306436	36419	14773
1977	343946	223295	120651	309107	34839	14672
1978	348361	222081	126280	314579	33782	14565
1979	356708	226528	130180	323243	33465	14946
1980	372415	237552	134863	338627	33788	15443
1981	379741	241389	138352	347322	32419	15528
1982	378170	241339	136831	347249	30921	15074
1983	379814	242686	137128	348274	31540	15298
1984	369075	232793	136282	337618	31457	15465
1985	364487	225677	138810	331307	33180	15827
1986	365272	223550	141722	329993	35279	16542
1987	369318	224534	144784	333263	36055	17933
				207741	125522	19262
1988	378976	232472	146504	341404	37572	17215
1989	389354	235788	153566	350720	38634	16877
1990	403028	242187	160841	362784	40244	17452
1991	400777	242599	158178	360866	39911	17747
1992	404065	246175	157890	364685	39380	18067
1993	397637	247048	150589	358473	39164	17816
1994	391706	244725	146381	352519	39187	17948
				226777	125742	19262
1988	378976	232472	146504	341404	37572	17215
1989	389354	235788	153566	350720	38634	16877
1990	403028	242187	160841	362784	40244	17452
1991	400777	242599	158178	360866	39911	17747
1992	404065	246175	157890	364685	39380	18067
1993	397637	247048	150589	358473	39164	17816
1994	391706	244725	146381	352519	39187	17948
				226777	125742	19262

• COMPLETE DATA ON PART-TIME STUDENTS NOT AVAILABLE
ALL FOOTNOTES WILL APPEAR AT THE END OF THE REPORT (SEE PAGE 183)

CREDIT COURSE ENROLLMENT, FALL 1948 THROUGH FALL 1994
STATE UNIVERSITY OF NEW YORK EXCLUDING COMMUNITY COLLEGES UNDER
THE SPONSORSHIP OF THE NEW YORK CITY BOARD OF EDUCATION

F A L L T E R M	T O T A L		E N R O L L M E N T		U N D E R G R A D U A T E		G R A D U A T E			
	TOTAL		FULL-TIME	PART-TIME	TOTAL	FULL-TIME	PART-TIME	TOTAL	FULL-TIME	PART-TIME
1948	.	24464	.	.	.	24039	.	.	425	.
1949	.	23247	.	.	.	22701	.	.	546	.
1950	.	25680	.	.	.	23578	.	.	2102	.
1951	.	24279	.	.	.	22246	.	.	2033	.
1952	.	24130	.	.	.	22189	.	.	1941	.
1953	.	24141	.	.	.	22198	.	.	1943	.
1954	.	26084	.	.	.	23992	.	.	2092	.
1955	.	28532	.	.	.	26461	.	.	2071	.
1956	.	30183	.	.	.	28108	.	.	2184	.
1957	.	32149	.	.	.	29965	.	.	2184	.
1958	.	35800	.	.	.	33461	.	.	2339	.
1959	.	54276	38663	15613	46167	36321	9846	8109	2342	5767
1960	60997	43314	17683	53391	53391	40948	12443	7606	2366	5240
1961	70134	48392	21742	45994	62112	45994	16118	8022	2398	5624
1962	97226	62983	34243	85062	85062	59052	26010	12164	3931	8233
1963	110493	71150	39343	97854	97854	66855	30999	12639	4295	8344
1964	130005	84683	45322	115851	115851	79450	36401	12639	5233	8921
1965	150623	97418	53205	133898	133898	91220	42678	16725	6198	10527
1966	162807	107074	55733	145246	145246	99997	45249	17561	7077	10484
1967	189446	123596	65850	168733	168733	114843	53890	20713	8753	11960
1968	216920	141595	75325	192711	192711	131860	60851	24209	9735	14474
1969	238278	158665	79613	209703	209703	147474	62229	28575	11191	17384
1970	265290	177515	87775	232078	232078	164809	67269	33212	12706	20506
1971	284220	189977	94243	247168	247168	175948	71220	37052	14029	23023
1972	290857	192421	98436	254198	254198	178715	75483	36659	13706	22953
1973	306576	201988	104588	268148	268148	187876	80272	38428	14112	24316
1974	325245	212256	112989	285035	285035	197666	87369	40210	14590	25620
1975	357614	231470	126144	316185	316185	215802	100383	41429	15668	25761
1976	342855	225461	117394	306436	306436	210688	95748	36419	14773	21646
1977	343946	223295	126280	309107	309107	208623	100484	34839	14672	20167
1978	348361	222081	130180	314579	314579	207516	107063	33782	14565	19217
1979	356708	226528	134863	323243	323243	211582	11661	33465	14946	18519
1980	372415	237552	138352	347322	347322	222109	116518	33788	15443	18345
1981	379741	241389	136831	347249	347249	225861	121461	32419	15528	16891
1982	378170	242686	137128	348274	348274	226265	120984	30921	15074	15847
1983	379814	241339	137128	347388	347388	226265	120886	31540	15298	16242
1984	369075	232793	136282	337618	337618	217328	120290	31457	15465	15992
1985	364487	225677	138810	331307	331307	209850	121457	33180	15827	17353
1986	365272	223550	141722	329993	329993	207008	12985	35279	16542	18737
1987	369318	224534	144784	333263	333263	207741	125522	36055	16793	19262
1988	378976	232472	146504	341404	341404	215257	126147	37572	17215	20357
1989	389354	235788	153566	350720	350720	218911	131809	38634	16877	21757
1990	403028	242187	160841	362784	362784	224735	138049	40244	17452	22792
1991	400777	242599	158178	360866	360866	224852	136014	39911	17747	22164
1992	404065	246175	157890	364685	364685	228108	136577	39380	18067	21313
1993	397637	247048	150589	358473	358473	229232	129241	39164	17816	21348
1994	391706	244725	146981	352519	352519	226777	125742	39187	17948	21239

COMPLETE DATA ON PART-TIME STUDENTS NOT AVAILABLE
ALL FOOTNOTES WILL APPEAR AT THE END OF THE REPORT (SEE PAGE 183)



CREDIT COURSE ENROLLMENT, FALL 1948 THROUGH FALL 1994
STATE OPERATED/FUNDED

F A L L T E R M	T O T A L		E N R O L L M E N T		U N D E R G R A D U A T E		G R A D U A T E		
	TOTAL	FULL-TIME	PART-TIME	TOTAL	FULL-TIME	PART-TIME	TOTAL	FULL-TIME	PART-TIME
194	.	22450	.	.	.	22025	.	425	.
195	.	1090	.	.	.	20544	.	546	.
196	.	23271	.	.	.	21169	.	2102	.
197	.	21681	.	.	.	19648	.	2033	.
198	.	21294	.	.	.	19353	.	1941	.
199	.	21182	.	.	.	19239	.	1943	.
200	.	22735	.	.	.	20643	.	2092	.
201	.	24522	.	.	.	22451	.	2071	.
202	.	25761	.	.	.	23686	.	2075	.
203	.	27258	.	.	.	25074	.	2184	.
204	.	29721	.	.	.	27382	.	2339	.
205	40258	31704	8554	32149	27382	29362	8109	2342	5767
206	41898	33919	7979	34292	27382	29362	2342	2366	5240
207	45686	36855	8831	37664	3457	31553	7606	2366	5240
208	66137	48452	17685	53973	44521	3457	8022	2398	5624
209	71271	52884	18387	58632	44521	44521	12164	3931	8233
210	80253	60545	19708	66099	55312	10043	12639	4295	8344
211	90456	67967	22489	73731	61769	10787	14154	5233	8921
212	95776	74007	21769	78215	66930	11962	16725	6198	10527
213	110522	84374	26148	89809	75621	11285	17561	7077	10484
214	124331	94917	29414	100122	85182	14940	24209	9735	14474
215	136721	104537	32184	108146	93346	14800	28575	11191	17384
216	155469	117280	38189	122257	104574	17683	33212	12706	20506
217	166363	124938	41425	129311	110909	18402	37052	14029	23023
218	169074	125859	43215	132415	112153	20262	36659	13706	22953
219	178811	132972	45839	140383	118860	21523	38428	14112	24316
220	189450	139799	49651	149240	125209	24031	40210	14590	25620
221	200999	148409	52590	159570	132741	26829	41429	15668	25761
222	191539	144145	47394	155120	129372	25748	36419	14773	21646
223	187850	141563	46287	153011	126891	26120	34839	14672	20167
224	188416	141317	47099	154634	126752	27882	33782	14565	19217
225	191200	143305	47895	157735	128359	29376	33465	14946	18519
226	198723	147927	50796	164935	132484	32451	33788	15443	18345
227	198150	148687	49463	165731	133159	32572	32419	15528	16891
228	196034	147433	48601	165113	132359	32754	30921	15074	15847
229	194966	146757	48209	163426	131459	31967	31540	15298	16242
230	193644	144491	49153	162187	129026	33161	31457	15465	15992
231	192798	142516	50282	159642	126710	32932	33156	15806	17350
232	195893	142603	53290	160665	126102	34563	35228	16501	18727
233	198829	143904	54925	162843	127162	35681	35986	16742	19244
234	203515	147303	56212	166025	130151	35874	37490	17152	20338
235	205644	146431	59213	167078	129603	37475	38566	16828	21738
236	210377	148815	61562	170193	131405	38788	40184	17410	22774
237	204409	147324	57085	164576	129633	34943	39833	17691	22142
238	201013	146873	54140	161703	128859	32844	39310	18014	21296
239	196597	145508	51089	157531	127740	29791	39066	17768	21298
240	195330	145247	50083	156208	127351	28857	39122	17896	21226

COMPLETE DATA ON PART-TIME STUDENTS NOT AVAILABLE
ALL FOOTNOTES WILL APPEAR AT THE END OF THE REPORT (SEE PAGE 183)

CREDIT COURSE ENROLLMENT, FALL 1948 THROUGH FALL 1994
UNIV. CENTERS (EXCL. HSC)

F A I L T E R M	T O T A L E N R O L L M E N T		U N D E R G R A D U A T E		G R A D U A T E	
	TOTAL	PART-TIME	TOTAL	PART-TIME	TOTAL	PART-TIME
	FULL-TIME		FULL-TIME		FULL-TIME	
1948	1537	.	1399	.	138	.
1949	1555	.	1300	.	255	.
1950	2410	.	2141	.	269	.
1951	1912	.	1685	.	227	.
1952	1902	.	1734	.	168	.
1953	2092	.	1935	.	157	.
1954	2269	.	2092	.	177	.
1955	2544	.	2391	.	153	.
1956	2667	.	2504	.	163	.
1957	2957	.	2769	.	188	.
1958	3330	.	3128	.	202	.
1959	3645	1301	3466	518	179	783
1960	4001	1219	3836	469	165	750
1961	4561	1240	4397	519	164	721
1962	12614	8624	17366	5615	863	3009
1963	14034	8982	18651	12921	4365	3252
1964	16656	9891	21190	15064	5357	3765
1965	26547	10532	23586	17299	6520	4245
1966	22177	9780	24884	19297	2280	4191
1967	26574	11016	28205	5894	4163	1112
1968	42239	12090	31390	6015	10849	6175
1969	47803	12974	34889	5568	13114	7406
1970	53342	14310	37802	5520	15540	8790
1971	55243	15264	38370	5779	16873	9485
1972	54522	15338	38328	6319	16194	9019
1973	57092	15955	40393	6530	16699	9425
1974	60048	16916	42629	6896	17419	10020
1975	63983	17384	45414	7282	18569	10602
1976	61501	15846	44410	6232	17091	9614
1977	60712	15679	43733	6241	16979	9438
1978	61372	15893	44569	6545	16803	9348
1979	62378	16223	45531	7024	16847	9199
1980	65863	17255	48245	7764	17618	9491
1981	66084	16985	48795	7922	17289	9063
1982	65671	16743	48834	7836	17289	8907
1983	65539	16716	48601	7654	16938	9062
1984	65531	16483	48677	7632	16854	8851
1985	65425	16423	48097	7326	16354	8003
1986	66922	17043	48883	7662	17328	8231
1987	67552	17504	49334	7987	18039	9381
1988	69085	17989	50434	8299	18218	9517
1989	68407	18651	49365	8291	18651	9690
1990	69815	19312	50025	8501	19042	10360
1991	69450	19443	49546	8808	19790	10811
1992	68573	18715	48919	8808	19904	9269
1993	66533	16573	46942	8429	19654	9368
1994	65915	15994	46482	6052	19539	10521
				5665	19433	10329

* - COMPLETE DATA ON PART TIME STUDENTS NOT AVAILABLE
ALL FOOTNOTES WILL APPEAR AT THE END OF THE REPORT (SEE PAGE 183)



CREDIT COURSE ENROLLMENT, FALL 1948 THROUGH FALL 1994
UNIV. CENTERS (INCL. HSC)

FALL T F R M	TOTAL ENROLLMENT		UNDERGRADUATE		GRADUATE	
	TOTAL	FULL-TIME	TOTAL	FULL TIME	TOTAL	PART TIME
1948		1537		1399		138
1949		1555		1300		255
1950		2410		2141		269
1951		1912		1685		227
1952		1902		1734		168
1953		2092		1935		157
1954		2269		2092		177
1955		2544		2391		153
1956		2667		2504		163
1957		2957		2769		188
1958		3330		3128		202
1959	4946	3645	3984	3466	962	179
1960	5220	4001	4305	3836	915	750
1961	5801	4561	4916	4397	885	721
1962	22581	13573	17984	12038	4597	3062
1963	24370	15067	19240	13249	5946	3312
1964	28003	17823	21810	15474	5991	3844
1965	31620	20826	24196	17724	6336	4322
1966	33513	23514	25511	19765	5746	4253
1967	39172	27956	28882	22843	6039	5177
1968	43973	31711	32069	25937	6132	6130
1969	49543	36447	35317	29683	5634	7462
1970	55293	40873	38559	32994	5565	8855
1971	57710	42246	39372	33536	5836	9628
1972	57337	41690	39484	33063	6421	8627
1973	60651	44068	41932	35217	6715	8851
1974	63769	46255	44279	37197	7082	10432
1975	68253	50151	47233	40270	6963	11139
1976	65777	49322	46181	39856	6325	9466
1977	65669	48607	45396	39022	6374	10052
1978	66671	49089	46190	39487	6703	9877
1979	70696	49697	47121	39885	7236	9812
1980	70854	52384	50238	42093	8145	10167
1981	70456	52670	50728	42472	8145	10291
1982	70471	52664	50825	42598	8256	10408
1983	70310	52790	50564	42519	8277	9574
1984	69592	52520	50509	42533	8045	9747
1985	71555	53466	49808	42136	7976	10145
1986	72278	53630	50655	42604	19801	10257
1987			51067	42677	19801	9544
1988	73882	54693	52169	43480	20184	9800
1989	73264	53255	51141	42414	20900	10038
1990	74873	54129	51843	42926	21211	10258
1991	74402	53636	51293	42147	21713	10500
1992	73565	53601	50732	41996	22123	10841
1993	71596	53744	48813	42424	23030	11282
1994	71275	53827	48387	42390	23109	11203
					23109	11489
					22833	11605
					22783	11628
					22888	11463
						11451

* - COMPLETE DATA LN PART-TIME STUDENTS NOT AVAILABLE
ALL FOOTNOTES WILL APPEAR AT THE END OF THE REPORT (SEE PAGE 183)

CREDIT COURSE ENROLLMENT, FALL 1948 THROUGH FALL 1994
STATE UNIVERSITY OF NEW YORK AT ALBANY

F A L L T E R M	T O T A L E N R O L L M E N T		U N D E R G R A D U A T E		G R A D U A T E	
	TOTAL	FULL-TIME	TOTAL	FULL-TIME	TOTAL	FULL-TIME
1948	.	1537	.	1399	.	138
1949	.	1555	.	1300	.	255
1950	.	1907	.	1638	.	269
1951	.	1501	.	1274	.	227
1952	.	1536	.	1368	.	168
1953	.	1625	.	1468	.	157
1954	.	1752	.	1575	.	177
1955	.	1928	.	1775	.	153
1956	.	2002	.	1839	.	163
1957	.	2121	.	1933	.	188
1958	.	2336	.	2134	.	202
1959	3226	2386	2264	2207	962	179
1960	3343	2544	2428	2379	915	165
1961	3546	2775	2701	2611	845	164
1962	4073	2963	2838	2770	1235	1042
1963	4137	3235	3041	2988	1096	849
1964	5069	3888	3674	3588	1395	1095
1965	6147	4738	4426	4274	1721	1257
1966	7094	5393	5138	4825	1956	1388
1967	9150	6522	6348	5600	2802	1880
1968	10302	7431	7079	6332	3223	2124
1969	12143	8671	8378	7325	3765	2419
1970	13240	9721	8982	8054	4258	2591
1971	13905	10195	9203	8242	4702	2749
1972	13571	9943	9076	8016	4495	2568
1973	14731	10752	9840	8788	4891	2927
1974	14521	10658	9898	8796	4623	2761
1975	15414	11239	10420	9319	4994	3074
1976	14673	10875	10173	9237	4500	2713
1977	14679	10875	10181	9118	4498	2741
1978	15216	11234	10530	9461	4686	2913
1979	15368	11373	10834	9668	4534	2829
1980	16069	11872	11255	10095	4705	3037
1981	16128	11859	11423	10166	4814	3012
1982	15726	11549	11178	9915	4548	2914
1983	15938	11779	11392	10077	4605	2903
1984	15938	11864	11503	10146	4435	2717
1985	16112	11763	11359	10024	4619	2880
1986	16219	12109	11636	10350	4476	2717
1987	16561	12208	11788	10417	4431	2640
1988	16622	12262	11952	10103	4499	2626
1989	16628	12371	12062	10780	4794	2829
1990	17405	12907	11834	10406	4946	2891
1991	18807	13005	12459	10852	5254	2966
1992	19005	12865	13553	10717	5288	2842
1993	16759	12282	13815	10523	5190	3230
1994	16622	12262	11416	10169	5343	3111
			11352	10103	5270	
			3908	12062	4499	1873
			4257	10406	1965	1873
			4498	12459	4794	2829
			5802	10717	2055	2891
			6140	13553	5254	2966
			4477	13815	2836	2842
			4360	10523	3292	3230
			11352	10169	2113	3111
			4360	10103	5270	
			3908	12062	4499	1873
			4257	10406	1965	1873
			4498	12459	4794	2829
			5802	10717	2055	2891
			6140	13553	5254	2966
			4477	13815	2836	2842
			4360	10523	3292	3230
			11352	10169	2113	3111
			4360	10103	5270	

* - COMPLETE DATA ON PART-TIME STUDENTS NOT AVAILABLE
ALL FOOTNOTES WILL APPEAR AT THE END OF THE REPORT (SEE PAGE 183)

CREDIT COURSE ENROLLMENT, FALL 1948 THROUGH FALL 1994
SUNY AT BUFFALO (EXCLUDING HEALTH SCIENCES)

FALL T E R M	T O T A L E N R O L L M E N T		U N D E R G R A D U A T E			G R A D U A T E			
	TOTAL	FULL-TIME	PART-TIME	TOTAL	FULL TIME	PART-TIME	TOTAL	FULL-TIME	PART-TIME
1948	-	-	-	-	-	-	-	-	-
1949	-	-	-	-	-	-	-	-	-
1950	-	-	-	-	-	-	-	-	-
1951	-	-	-	-	-	-	-	-	-
1952	-	-	-	-	-	-	-	-	-
1953	-	-	-	-	-	-	-	-	-
1954	-	-	-	-	-	-	-	-	-
1955	-	-	-	-	-	-	-	-	-
1956	-	-	-	-	-	-	-	-	-
1957	-	-	-	-	-	-	-	-	-
1958	-	-	-	-	-	-	-	-	-
1959	-	-	-	-	-	-	-	-	-
1960	-	-	-	-	-	-	-	-	-
1961	-	-	-	-	-	-	-	-	-
1962*	-	7414	6957	11911	6768	5143	2460	646	1814
1963	15788	8146	7642	12768	7355	5413	3020	791	2229
1964	17415	9098	8317	13795	7989	5806	3620	1109	2511
1965	18571	9926	8645	14315	8475	5840	4256	1451	2805
1966	17990	10423	9267	13711	8744	4967	4279	1679	2600
1967	19113	11871	7242	14176	9449	4727	4937	2422	2515
1968	20610	13235	7375	15185	10573	4612	5425	2662	2763
1969	20889	14444	6445	15157	11461	3696	5732	2983	2749
1970	21908	15368	6540	15875	12250	3625	6033	3118	2915
1971	22321	15647	6674	16500	12574	3926	5821	3073	2748
1972	20953	14415	6548	15650	11610	4040	5313	2805	2508
1973	21471	14827	6644	16076	11943	4133	5395	2884	2511
1974	22237	15629	6598	16656	12665	3991	5571	2964	2607
1975	24025	17424	6601	17877	13988	3889	6148	3436	2712
1976	21955	16043	5912	16308	12904	3404	5647	3139	2508
1977	21111	15207	5904	15307	12058	3249	5804	3149	2655
1978	21611	15521	6090	15944	12353	3591	5667	3168	2499
1979	21759	15191	6568	15882	11968	3914	5877	3223	2654
1980	23644	16503	7141	17409	12998	4411	6235	3505	2730
1981	24126	16995	7131	17907	13396	4511	6219	3599	2620
1982	23479	16661	6818	17461	13234	4227	6018	3427	2591
1983	23036	16250	6786	17001	12915	4086	6035	3335	2700
1984	22953	16272	6681	16934	12899	4035	6019	3373	2646
1985	22896	16341	6555	16628	12784	3844	6268	3557	2711
1986	23977	16937	7040	17147	13055	4092	6830	3882	2948
1987	24449	17154	7295	17516	13282	4234	6933	3872	3061
1988	24969	17533	7436	18050	13683	4367	6919	3850	3059
1989	24454	17017	7437	17672	13401	4271	6782	3616	3166
1990	24564	16745	7819	17543	13133	4410	7021	3409	3412
1991	22960	15743	7217	16001	12196	3805	6959	3547	3412
1992	22297	15781	6516	15458	12186	3272	6839	3595	3244
1993	22561	16320	6241	15743	12848	2895	6818	3472	3346
1994	21805	15904	5901	15056	12405	2651	6749	3499	3250

* - INDICATES FIRST YEAR OF OPERATION

ALL FOOTNOTES WILL APPEAR AT THE END OF THE REPORT (SEE PAGE 183)

CREDIT COURSE ENROLLMENT, FALL 1948 THROUGH FALL 1994
BUFFALO (INCL. HSC)

F A L L T E R M	T O T A L E N R O L L M E N T		U N D E R G R A D U A T E		G R A D U A T E				
	TOTAL	FULL-TIME	PART-TIME	TOTAL	FULL-TIME	PART TIME	TOTAL	FULL TIME	PART TIME
1948									
1949									
1950									
1951									
1952									
1953									
1954									
1955									
1956									
1957									
1958									
1959									
1960									
1961									
1962†	15714	8373	7341	12529	7055	5474	3185	1318	1867
1963	17142	9179	7963	13357	7683	5674	3785	1496	2289
1964	18871	10265	8606	14415	8399	6016	4456	1866	2590
1965	20085	11178	8907	14925	8900	6025	5160	2278	2882
1966	19546	11760	7786	14338	9212	5126	5208	2548	2660
1967	20795	13353	7442	14853	9981	4872	5942	3372	2570
1968	22344	14797	7547	15864	11135	4729	6480	3662	2818
1969	22629	16062	6567	15785	12023	3762	6844	4039	2805
1970	23763	17122	6641	16536	12875	3661	7227	4247	2980
1971	24386	17571	6815	17218	13255	3963	7168	4316	2852
1972	23152	16375	6777	16429	12292	4137	6723	4083	2640
1973	24191	17037	7154	17153	12835	4318	7036	4202	2836
1974	24983	17881	7102	17783	13617	4166	7200	4264	2936
1975	27034	19884	7150	19103	15066	4037	7931	4818	3113
1976	25010	18604	6406	17547	14053	3494	7463	4551	2912
1977	24077	17646	6431	16466	13084	3372	7611	4552	3059
1978	24579	17972	6607	17060	13379	3681	7519	4593	2926
1979	24683	17544	7139	16960	12924	4036	7723	4620	3103
1980	27000	19116	7884	18827	14198	4629	8173	4918	3255
1981	27411	19591	7820	19304	14605	4699	8107	4986	3121
1982	26839	19260	7579	18951	14470	4481	7888	4790	3098
1983	26406	18866	7540	18468	14117	4351	7938	4749	3189
1984	26160	18746	7414	18282	14023	4259	7878	4723	3155
1985	25874	18604	7270	17816	13777	4039	8058	4827	3231
1986	26971	19241	7730	18388	14063	4325	8583	5178	3405
1987	27477	19448	8029	18714	14249	4465	8763	5199	3564
1988	28005	19841	8164	19278	14679	4599	8727	5162	3565
1989	27406	19214	8192	18888	14376	4512	8518	4838	3680
1990	27643	19041	8602	18831	14185	4646	8812	4856	3956
1991	26015	18027	7988	17263	13238	4025	8752	4789	3963
1992	25362	18158	7204	16785	13317	3468	8577	4841	3736
1993	25635	18711	6924	17087	13963	3124	8548	4748	3800
1994	24943	18375	6568	16411	13560	2851	8532	4815	3717

† INDICATES FIRST YEAR OF OPERATION
ALL FOOTNOTES WILL APPEAR AT THE END OF THE REPORT (SEE PAGE 183)

CREDIT COURSE ENROLLMENT, FALL 1948 THROUGH FALL 1994
SUNY AT STONY BROOK (EXCLUDING HEALTH SCIENCES)

T E R M	T O T A L E N R O L L M E N T		U N D E R G R A D U A T E		G R A D U A T E	
	TOTAL	PART-TIME	TOTAL	PART TIME	TOTAL	PART TIME
1948	-	-	-	-	-	-
1949	-	-	-	-	-	-
1950	-	-	-	-	-	-
1951	-	-	-	-	-	-
1952	-	-	-	-	-	-
1953	-	-	-	-	-	-
1954	-	-	-	-	-	-
1955	-	-	-	-	-	-
1956	-	-	-	-	-	-
1957*	148	1	148	1	-	-
1958	245	1	245	1	-	-
1959	369	1	369	1	-	-
1960	468	-	468	-	-	-
1961	559	2	559	2	-	-
1962	782	7	753	7	29	7
1963	1065	20	1015	5	50	15
1964	1789	13	1684	6	99	7
1965	2837	28	2615	12	222	16
1966	3952	37	3539	13	389	24
1967	5199	219	4510	64	413	155
1968	6739	608	5605	203	1134	405
1969	8825	1580	6735	345	2090	1235
1970	10966	2634	7560	477	3406	2157
1971	11413	3149	7082	355	4331	2794
1972	12058	3204	7252	476	4330	2728
1973	12134	3348	7324	655	4155	2693
1974	14193	4415	7979	1064	4901	3351
1975	14849	4453	9292	1064	4927	3389
1976	15350	4185	9922	1056	4666	3129
1977	15006	3833	9591	1066	4349	2767
1978	14314	3456	10286	955	4028	2501
1979	14615	3164	10684	959	3931	2205
1980	14870	3223	10987	1089	3883	2134
1981	14238	2940	10594	1057	3644	1883
1982	14741	3020	11216	1225	3525	1795
1983	14660	2932	11191	1186	3469	1746
1984	14676	2914	10012	1183	3481	1731
1985	14360	2816	10865	1090	3495	1726
1986	14527	3156	10748	1247	3779	1909
1987	14524	3303	10675	1340	3849	1886
1988	14967	3670	10745	1459	4222	2209
1989	15107	4049	10549	1414	4558	2669
1990	15644	4194	10873	1507	4771	2687
1991	15800	3795	11064	1325	4736	2470
1992	15305	3631	10514	932	4791	2509
1993	15216	3498	10620	1242	4596	2256
1994	15399	3455	10759	1203	4640	2252

* - COMPLETE DATA ON PART TIME STUDENTS NOT AVAILABLE + - INDICATES FIRST YEAR OF OPERATION
ALL FOOTNOTES WILL APPEAR AT THE END OF THE REPORT (SEE PAGE 183)

CREDIT COURSE ENROLLMENT, FALL 1948 THROUGH FALL 1994
 STONY BROOK (INCL. HSC)

F A L L T E R M	T O T A L E N R O L L M E N T		U N D E R G R A D U A T E		G R A D U A T E	
	T O T A L	P A R T - T I M E	T O T A L	P A R T - T I M E	T O T A L	P A R T - T I M E
1948	-	-	-	-	-	-
1949	-	-	-	-	-	-
1950	-	-	-	-	-	-
1951	-	-	-	-	-	-
1952	-	-	-	-	-	-
1953	-	-	-	-	-	-
1954	-	-	-	-	-	-
1955	-	-	-	-	-	-
1956	-	-	-	-	-	-
1957*	-	-	148	-	-	-
1958	245	1	245	1	-	-
1959	369	1	368	1	-	-
1960	468	-	468	-	-	-
1961	559	2	559	2	-	-
1962	782	7	753	7	-	-
1963	1065	20	1015	20	29	7
1964	1789	13	1690	13	50	15
1965	2837	28	2615	28	99	7
1966	3952	37	3539	37	222	16
1967	5199	219	4510	219	389	24
1968	6739	608	5605	608	689	155
1969	8825	1580	6735	1580	1134	405
1970	11062	2643	7656	2643	2090	1235
1971	11815	8607	8105	8607	2090	1235
1972	12684	9400	8441	9400	3406	2157
1973	12973	9507	8441	9507	4449	2833
1974	15158	10649	9815	10649	4579	2803
1975	16571	12271	10515	12271	4579	2803
1976	16361	12017	11161	12017	1721	2811
1977	15643	12017	10791	12017	1909	3434
1978	15984	12640	11196	12640	5343	3525
1979	16347	12810	11562	12810	5595	3525
1980	15723	12483	11130	12483	2070	3241
1981	16181	12864	11717	12864	2114	3241
1982	16207	12953	11687	12953	5355	2977
1983	16248	13030	11679	13030	5200	2603
1984	15949	12799	11388	12799	2249	2295
1985	16166	12654	11279	12654	4788	2295
1986	16222	12509	11210	12509	4785	2285
1987	16728	12586	11252	12586	2037	2037
1988	17012	12360	11109	12360	4593	2556
1989	17623	12780	11403	12780	4464	2509
1990	17697	13350	11549	13350	2578	1942
1991	17232	13040	11000	13040	4569	1915
1992	17205	13111	11095	13111	4561	1909
1993	17621	13379	11309	13379	4887	2109
1994	16728	12586	11252	12586	2778	2201
1988	17012	12360	11109	12360	2811	2201
1989	17623	12780	11403	12780	2951	2525
1990	17697	13350	11549	13350	5476	3043
1991	17232	13040	11000	13040	2860	3043
1992	17205	13111	11095	13111	3064	3156
1993	17621	13379	11309	13379	6148	2904
1994	16728	12586	11252	12586	3273	2959
					3366	2744
					3405	2307

* - COMPLETE DATA ON PART-TIME STUDENTS NOT AVAILABLE + - INDICATES FIRST YEAR OF OPERATION
 ALL FOOTNOTES WILL APPEAR AT THE END OF THE REPORT (SEE PAGE 183)



CREDIT COURSE ENROLLMENT, FALL 1948 THROUGH FALL 1994
UNIVERSITY COLLEGES

F A I L T E R M	T O T A L		E N R O L L M E N T		U N D E R G R A D U A T E			G R A D U A T E		
	TOTAL	FULL-TIME	PART-TIME	TOTAL	FULL TIME	PART-TIME	TOTAL	FULL-TIME	PART-TIME	
1948	•	9293	•	•	•	•	•	•	•	•
1949	•	10176	•	•	•	•	•	•	•	•
1950	•	10443	•	•	•	•	•	•	•	•
1951	•	9952	•	•	•	•	•	•	•	•
1952	•	9883	•	•	•	•	•	•	•	•
1953	•	9863	•	•	•	•	•	•	•	•
1954	•	10759	•	•	•	•	•	•	•	•
1955	•	12064	•	•	•	•	•	•	•	•
1956	•	12995	•	•	•	•	•	•	•	•
1957	•	13918	•	•	•	•	•	•	•	•
1958	•	15300	•	•	•	•	•	•	•	•
1959	•	16578	•	7005	•	•	•	•	•	•
1960	23583	17817	6428	19929	18723	2167	4860	22	4838	20
1961	24245	19736	7060	17797	19929	2132	4316	20	4296	21
1962	26796	19736	7181	22079	19715	2364	4717	21	4696	30
1963	28912	23953	6761	23907	21701	2206	5005	27	4841	27
1964	30714	27177	6783	25846	23926	1920	4868	27	5027	27
1965	33960	30011	7777	28686	26930	1756	5274	355	6145	355
1966	37788	32326	7642	31288	29656	1632	6500	517	6178	517
1967	39968	36218	8549	33273	31809	1464	6695	749	6723	749
	44767			37295		1826	7472			
1968	52704	41133	11571	43476	40165	3311	9228	968	8260	968
1969	57176	44158	13018	46341	42785	3556	10835	1373	9462	1373
1970	66067	49625	16442	53362	47922	5440	12705	1703	11002	1703
1971	71765	54277	17488	57071	52185	4886	14694	2092	12602	2092
1972	73333	54805	18528	58749	53051	5698	14584	1754	12830	1754
1973	78532	57911	20621	63433	56068	7365	15099	1843	13256	1843
1974	83031	60599	22432	67153	60668	8563	15878	2009	13869	2009
1975	86902	64069	22833	71403	61909	9494	15499	2160	13339	2160
1976	81151	61623	19528	69045	59896	9149	12106	1727	10379	1727
1977	78219	59830	18389	67686	58357	9329	10533	1473	9060	1473
1978	77058	58782	18276	67607	57516	10091	9451	1266	8185	1266
1979	78407	59577	13830	69592	58328	11264	8815	1249	7566	1249
1980	80862	61577	19285	72703	60352	12351	8159	1225	6934	1225
1981	81112	61964	19148	73785	60775	13010	7327	1189	6138	1189
1982	80214	61082	19132	73478	59989	13489	6736	1093	5643	1093
1983	80016	60768	19248	72798	59512	13286	7218	1256	5962	1256
1984	80058	59757	20301	72789	58441	14348	7269	1316	5953	1316
1985	80417	58357	22060	72789	56883	15062	8472	1474	6998	1474
1986	82023	58225	23798	72266	56550	15716	9757	1675	8082	1675
1987	83934	58974	24960	73893	57285	16608	10041	1689	8352	1689
1988	87384	61042	26342	76442	59276	17166	10942	1766	9176	1766
1989	89103	61354	27749	77599	59586	18013	11504	1768	9736	1768
1990	91530	63199	28331	79467	61228	18239	12063	1971	10092	1971
1991	88949	62707	26242	77427	60723	16704	11522	1984	9538	1984
1992	86528	62137	24391	75205	59948	15257	11323	2189	9134	2189
1993	85041	61570	23471	73986	59330	14656	11055	2240	8815	2240
1994	86261	62094	24167	75235	59857	15378	11026	2237	8789	2237

• . COMPLETE DATA ON PART TIME STUDENTS NOT AVAILABLE
ALL FOOTNOTES WILL APPEAR AT THE END OF THE REPORT (SEE PAGE 183)

CREDIT COURSE ENROLLMENT, FALL 1948 THROUGH FALL 1994
STATE UNIVERSITY COLLEGE AT BROCKPORT

FALL TERM	TOTAL ENROLLMENT		UNDERGRADUATE		GRADUATE	
	TOTAL	FULL-TIME	TOTAL	FULL-TIME	TOTAL	FULL-TIME
1948	*	1009	*	1009	-	-
1949	*	1180	*	1180	-	-
1950	*	1136	*	1136	-	-
1951	*	1002	*	1002	-	-
1952	*	914	*	914	-	-
1953	*	876	*	873	*	*
1954	*	987	*	984	*	*
1955	*	1059	*	1059	-	-
1956	*	1071	*	1071	-	-
1957	*	1115	*	1115	-	-
1958	*	1324	*	1324	-	-
1959	*	1366	*	1366	-	-
1960	2167	1366	1388	1366	779	779
1961	1954	1454	1566	1454	388	388
1962	2646	1689	2173	1689	473	473
1963	2459	1867	1969	1867	490	490
1964	2590	2026	2116	2026	474	474
1965	2747	2130	2191	2130	556	556
1966	3353	2576	2616	2557	737	718
1967	3757	2879	2917	2856	840	817
	4574	3717	3700	3664	874	821
1968	5514	4278	4372	4187	1142	1051
1969	5575	4258	4401	4136	1174	1052
1970	8330	6079	6854	5920	1476	1317
1971	10023	8126	8188	7876	1835	1585
1972	9762	7572	7805	7368	1957	1753
1973	10250	7937	8283	7719	204	204
1974	10668	7928	8650	7639	218	1749
1975	11696	8818	9566	8484	1011	1729
1976	10730	8197	9035	7961	2130	1796
1977	10033	7602	8578	7393	1695	1459
1978	9785	7296	8201	7051	1455	1246
1979	9324	6975	7906	6753	1584	1339
1980	8633	6539	7405	6341	1418	1196
1981	8049	6047	6864	5857	1228	1030
1982	7401	5628	6297	5456	1185	995
1983	7234	5395	6043	5200	1104	932
1984	7162	5111	5870	5000	1191	996
1985	7421	4862	5810	4638	1292	1065
1986	7724	4877	5877	4625	1611	1387
1987	8147	5034	6077	4735	1837	1585
			6077	4735	2070	1771
1988	8840	5632	6788	5349	2052	1769
1989	9222	5882	7096	5632	2126	1876
1990	9661	6264	7499	5936	2162	1834
1991	9543	6203	7489	5929	2054	1780
1992	9227	6098	7239	5798	1988	1688
1993	9006	6050	7121	5758	1885	1593
1994	9148	6144	7228	5858	1920	1634
			3004	2956	286	286
			3208	1439	283	283
			3340	1464	250	250
			3397	1563	328	328
			3340	1560	274	274
			3129	1441	300	300
			2956	1363	292	292
			3004	1370	286	286
			7228	1370	1920	1634

* - COMPLETE DATA ON PART-TIME STUDENTS NOT AVAILABLE
ALL FOOTNOTES WILL APPEAR AT THE END OF THE REPORT (SEE PAGE 183)

CREDIT COURSE ENROLLMENT, FALL 1948 THROUGH FALL 1994
STATE UNIVERSITY COLLEGE AT BUFFALO

F A L L T E R M	T O T A L E N R O L L M E N T		U N D E R G R A D U A T E		G R A D U A T E		
	TOTAL	FULL-TIME	TOTAL	FULL-TIME	TOTAL	FULL-TIME	PART-TIME
1948	•	1971	•	1971	•	•	•
1949	•	1968	•	1968	•	•	•
1950	•	2022	•	2022	•	•	•
1951	•	2033	•	2033	•	•	•
1952	•	2053	•	2053	•	•	•
1953	•	2063	•	2063	•	•	•
1954	•	2223	•	2223	•	•	•
1955	•	2428	•	2428	•	•	•
1956	•	2491	•	2491	•	•	•
1957	•	2775	•	2775	•	•	•
1958	•	2881	•	2881	•	•	•
1959	4549	2997	3356	2997	359	•	1193
1960	4338	3117	3407	3117	290	•	931
1961	4443	3206	3401	3206	195	•	1042
1962	4491	3339	3489	3339	150	•	1002
1963	4748	3685	3793	3685	108	•	955
1964	5847	4609	4760	4561	199	48	1039
1965	6610	5187	5302	5120	182	67	1241
1966	6926	5427	5555	5343	212	84	1371
1967	7561	5958	5904	5821	83	137	1520
1968	9225	6420	7109	6246	863	174	1942
1969	9872	6814	7468	6587	881	227	2171
1970	10532	7018	8013	6752	1261	266	2253
1971	10895	7335	8076	6986	1090	349	2470
1972	10660	7258	8122	7045	1077	213	2325
1973	11654	7978	9068	7754	1314	224	2362
1974	12383	8618	9763	8353	1410	265	2355
1975	12604	8772	10029	8513	1516	259	2316
1976	11850	8429	9692	8199	1493	230	1928
1977	11260	8238	9456	8055	1401	183	1621
1978	10870	7962	9243	7810	1433	152	1475
1979	10909	7912	9291	7749	1542	163	1455
1980	11749	8576	10128	8365	1763	211	1410
1981	11783	8731	10358	8529	1829	202	1223
1982	11430	8444	10017	8242	1775	202	1211
1983	11567	8561	10143	8352	1791	209	1215
1984	11548	8525	10181	8281	1900	244	1123
1985	11521	8359	10054	8101	1953	258	1209
1986	12011	8490	10395	8214	2181	276	1340
1987	12051	8377	10295	8093	2202	284	1472
1988	12721	8504	10683	8198	2485	306	1732
1989	12570	8322	10520	8045	2475	277	1773
1990	12962	8633	10818	8318	2500	315	1829
1991	12471	8605	10503	8265	2238	340	1628
1992	12109	8412	10204	8071	2133	341	1564
1993	11529	7965	9717	7626	2091	339	1473
1994	11528	7983	9712	7661	2051	322	1494

* - COMPLETE DATA ON PART-TIME STUDENTS NOT AVAILABLE
ALL FOOTNOTES WILL APPEAR AT THE END OF THE REPORT (SEE PAGE 183)

CREDIT COURSE ENROLLMENT, FALL 1948 THROUGH FALL 1994
STATE UNIVERSITY COLLEGE AT CORTLAND

F A I L T E R M	T O T A L E N R O L L M E N T		U N D E R G R A D U A T E		G R A D U A T E	
	TOTAL	FULL-TIME	TOTAL	FULL-TIME	TOTAL	FULL-TIME
1948	.	1151	.	1151	.	.
1949	.	1311	.	1311	.	.
1950	.	1333	.	1333	.	.
1951	.	1304	.	1304	.	.
1952	.	1439	.	1439	.	.
1953	.	1523	.	1523	.	.
1954	.	1670	.	1670	.	.
1955	.	1882	.	1882	.	.
1956	.	2015	.	2015	.	.
1957	.	2148	.	2148	.	.
1958	.	2193	.	2193	.	.
1959	3066	2246	2644	2246	398	422
1960	3225	2399	2739	2399	340	486
1961	3306	2524	2831	2524	307	475
1962	3573	2682	3016	2682	334	557
1963	3679	2906	3144	2906	238	535
1964	3807	3091	3313	3088	225	491
1965	3867	3195	3369	3188	181	498
1966	3842	3367	3439	3335	104	371
1967	4127	3587	3606	3530	76	464
1968	4474	3734	3845	3650	195	545
1969	4715	3858	3892	3736	156	701
1970	5092	4172	4159	4023	136	784
1971	5565	4300	4272	4100	172	1093
1972	5483	4277	4259	4065	194	1224
1973	6074	4909	4849	4683	166	999
1974	6117	4972	4899	4753	146	999
1975	6075	5026	4953	4804	149	900
1976	5529	4696	4669	4560	109	724
1977	5615	4855	4879	4734	145	615
1978	5795	5019	5128	4927	201	575
1979	5875	5193	5274	5094	180	502
1980	6080	5373	5518	5307	211	470
1981	6070	5362	5502	5282	220	477
1982	5994	5368	5498	5291	207	425
1983	6260	5365	5495	5281	214	678
1984	6430	5353	5579	5245	334	731
1985	6491	5353	5552	5225	327	811
1986	6702	5402	5584	5246	338	962
1987	7171	5797	5955	5607	348	1026
1988	7261	5765	5992	5588	404	1092
1989	7115	5605	5834	5388	446	1064
1990	7238	5640	5882	5432	450	1148
1991	7215	5616	5823	5379	444	1155
1992	6991	5450	5598	5206	392	1149
1993	6712	5264	5357	5011	346	1102
1994	6827	5338	5445	5079	366	1123

.. COMPLETE DATA ON PART-TIME STUDENTS NOT AVAILABLE
ALL FOOTNOTES WILL APPEAR AT THE END OF THE REPORT (SEE PAGE 183)



CREDIT COURSE ENROLLMENT, FALL 1948 THROUGH FALL 1994
STATE UNIVERSITY COLLEGE EMPIRE STATE

F A L L T E R M	T O T A L E N R O L L M E N T		U N D E R G R A D U A T E		G R A D U A T E		
	TOTAL	FULL-TIME	TOTAL	FULL-TIME	TOTAL	FULL-TIME	PART-TIME
1948							
1949							
1950							
1951							
1952							
1953							
1954							
1955							
1956							
1957							
1958							
1959							
1960							
1961							
1962							
1963							
1964							
1965							
1966							
1967							
1968							
1969							
1970							
1971							
1972*	764	423	764	423		341	
1973	1878	1058	1878	1058		820	
1974	2242	1104	2242	1104		1138	
1975	3537	1586	3537	1586		1951	
1976	3136	1225	3136	1225		1911	
1977	3110	1164	3110	1164		1946	
1978	3369	1118	3369	1118		2251	
1979	3834	959	3834	959		2875	
1980	4769	1191	4769	1191		3578	
1981	5125	1078	5125	1078		4047	
1982	5201	1037	5201	1037		4164	
1983	4902	1038	4902	1038		3864	
1984	5661	1173	5610	1170		4440	3
1985	5511	1064	5438	1062		4376	71
1986	5550	969	5477	966		4511	70
1987	5961	938	5862	936		4926	97
1988	6495	1082	6362	1077		5285	128
1989	7229	1147	7072	1144		5928	154
1990	6900	1104	6720	1094		5626	170
1991	6305	1124	6097	1111		4986	180
1992	6304	1488	6063	1472		4591	13
1993	6249	1625	5929	1596		4333	16
1994	7169	1613	6779	1575		5204	29
						390	38
						133	5
						157	3
						180	10
						208	13
						241	16
						320	21
						390	352

* - INDICATES FIRST YEAR OF OPERATION
ALL FOOTNOTES WILL APPEAR AT THE END OF THE REPORT (SEE PAGE 183)

CREDIT COURSE ENROLLMENT, FALL 1948 THROUGH FALL 1994
STATE UNIVERSITY COLLEGE AT FREDONIA

F A L L T E R M	T O T A L E N R O L L M E N T		U N D E R G R A D U A T E		G R A D U A T E	
	TOTAL	FULL-TIME	PART-TIME	TOTAL	FULL-TIME	PART-TIME
1948	•	657	•	•	•	•
1949	•	759	•	•	•	•
1950	•	762	•	•	•	•
1951	•	736	•	•	•	•
1952	•	712	•	•	•	•
1953	•	631	•	•	•	•
1954	•	693	•	•	•	•
1955	•	646	•	•	•	•
1956	•	723	•	•	•	•
1957	•	830	•	•	•	•
1958	•	895	•	•	•	•
1959	•	1375	•	1185	135	190
1960	•	1469	•	1297	131	172
1961	•	1448	•	1346	90	102
1962	•	1785	•	1606	93	179
1963	•	2026	•	1513	90	209
1964	•	2461	•	1727	90	214
1965	•	2723	•	2242	129	296
1966	•	2874	•	2414	103	258
1967	•	3112	•	2605	138	276
				2791	68	
1968	•	3742	•	3285	207	375
1969	•	4254	•	3683	252	493
1970	•	4768	•	4086	281	581
1971	•	5129	•	4428	318	569
1972	•	5334	•	4687	366	543
1973	•	5232	•	4526	351	614
1974	•	5012	•	4306	430	618
1975	•	5233	•	4350	511	761
1976	•	5203	•	4504	489	590
1977	•	4977	•	4381	515	496
1978	•	5090	•	3866	557	458
1979	•	5262	•	3986	597	400
1980	•	5208	•	4776	633	350
1981	•	5212	•	4163	622	298
1982	•	5192	•	4858	579	240
1983	•	5161	•	4900	567	196
1984	•	4985	•	4897	651	223
1985	•	4831	•	4181	537	264
1986	•	4926	•	4491	461	326
1987	•	5011	•	4030	537	323
				4077	549	
1988	•	4994	•	4604	421	312
1989	•	4851	•	4473	319	305
1990	•	5041	•	4610	371	375
1991	•	4957	•	4239	297	352
1992	•	4889	•	4240	251	385
1993	•	4838	•	4537	297	339
1994	•	4892	•	4177	298	271
				4123	78	
				4180	85	
				4536	356	
				4604	421	
				4473	319	
				4610	371	
				4239	297	
				4240	251	
				4537	297	
				4177	298	
				4123	78	
				4180	85	
				4536	356	
				4604	421	
				4473	319	
				4610	371	
				4239	297	
				4240	251	
				4537	297	
				4177	298	
				4123	78	
				4180	85	
				4536	356	

* COMPLETE DATA ON PART-TIME STUDENTS NOT AVAILABLE
ALL FOOTNOTES WILL APPEAR AT THE END OF THE REPORT (SEE PAGE 183)



CREDIT COURSE ENROLLMENT, FALL 1948 THROUGH FALL 1994
STATE UNIVERSITY COLLEGE AT GENESEO

FALL TERM	TOTAL ENROLLMENT		UNDERGRADUATE		GRADUATE	
	TOTAL	FULL-TIME	TOTAL	FULL-TIME	TOTAL	FULL-TIME
1948	•	523	•	523	-	-
1949	•	642	•	642	-	-
1950	•	667	•	667	-	-
1951	•	627	•	627	-	-
1952	•	595	•	595	-	-
1953	•	558	•	558	-	-
1954	•	612	•	612	-	-
1955	•	727	•	727	-	-
1956	•	768	•	768	-	-
1957	•	897	•	897	-	-
1958	•	1032	•	1032	-	-
1959	•	1592	•	1330	•	188
1960	1792	1343	449	1142	262	20
1961	2035	1529	506	1327	287	16
1962	2262	1701	561	1510	368	19
1963	2370	1758	612	1674	438	27
1964	2734	2089	645	1745	481	13
1965	3035	2310	725	1889	576	59
1966	3283	2622	661	2030	677	62
1967	3671	2952	719	2248	644	76
				2546	664	94
				2858	664	570
1968	4136	3346	790	3216	748	130
1969	4687	3736	951	3482	1042	254
1970	5408	4257	1151	3980	1139	277
1971	5905	4663	1242	4387	1169	276
1972	5699	4469	1230	4211	1211	258
1973	6373	4860	1513	4591	1501	269
1974	6567	4986	1581	4706	1504	280
1975	6374	5116	1258	4825	1191	224
1976	5845	4983	862	4721	856	262
1977	5153	4446	707	4232	716	214
1978	5342	4666	676	4708	634	198
1979	5550	4820	730	4632	665	188
1980	5571	4931	540	4742	614	189
1981	5546	4983	563	4819	514	164
1982	5231	4770	461	4637	420	133
1983	5319	4910	409	4791	353	119
1984	5282	4931	351	4824	322	107
1985	5425	5023	402	5033	392	103
1986	5333	4967	366	4857	360	110
1987	5363	4970	393	4858	385	112
1988	5321	4835	426	4788	429	107
1989	5373	4915	458	4812	434	103
1990	5599	5075	524	4968	474	107
1991	5672	5065	607	4949	506	116
1992	5651	5120	531	5002	480	118
1993	5631	5164	467	5060	425	104
1994	5754	5285	469	5226	397	59
				4892	429	107
				4939	434	103
				5125	474	107
				5166	506	116
				5171	480	118
				5206	425	104
				5357	397	59
				4892	429	107
				4939	434	103
				5125	474	107
				5166	506	116
				5171	480	118
				5206	425	104
				5357	397	59

* - COMPLETE DATA ON PART-TIME STUDENTS NOT AVAILABLE
ALL FOOTNOTES WILL APPEAR AT THE END OF THE REPORT (SEE PAGE 183)



CREDIT COURSE ENROLLMENT, FALL 1948 THROUGH FALL 1994
STATE UNIVERSITY COLLEGE AT NEW PALTZ

F A L L T E R M	T O T A L E N R O L L M E N T		U N D E R G R A D U A T E			G R A D U A T E			
	T O T A L	F U L L - T I M E	P A R T - T I M E	T O T A L	F U L L - T I M E	P A R T - T I M E	T O T A L	F U L L - T I M E	P A R T - T I M E
1948	•	679	•	•	679	•	-	-	
1949	•	779	•	•	779	•	-	-	
1950	•	906	•	•	906	•	-	-	
1951	•	846	•	•	846	•	-	-	
1952	•	888	•	•	888	•	-	-	
1953	•	859	•	•	859	•	-	-	
1954	•	891	•	•	891	•	-	-	
1955	•	1079	•	•	1079	•	-	-	
1956	•	1190	•	•	1190	•	-	-	
1957	•	1241	•	•	1241	•	-	-	
1958	•	1287	•	•	1287	•	-	-	
1959	2620	1456	1164	1715	1456	259	905	905	
1960	2795	1600	1195	1874	1600	274	921	921	
1961	3025	1822	1203	2063	1822	241	962	962	
1962	3453	2278	1175	2465	2275	190	988	985	
1963	3527	2537	990	2669	2523	146	858	844	
1964	3672	2874	798	2883	2800	83	789	715	
1965	4115	3187	928	3199	3101	98	916	830	
1966	4284	3429	855	3402	3332	70	882	785	
1967	4760	3652	1108	3635	3509	126	1125	982	
1968	5952	4543	1409	4541	4418	123	1411	1286	
1969	5604	4652	1952	4791	4469	322	1813	1630	
1970	7642	5121	2521	5367	4884	483	2275	2038	
1971	7880	4970	2910	5247	4708	539	2633	2371	
1972	8225	4891	3334	5321	4649	672	2904	2662	
1973	8361	4766	3595	5383	4521	862	2978	2733	
1974	8498	4656	3842	5371	4420	951	3127	2891	
1975	8892	5091	3801	5898	4821	1077	2994	2724	
1976	8262	4968	3294	5829	4725	1104	2433	2190	
1977	7543	4581	2962	5457	4388	1069	2086	1893	
1978	6747	4207	2540	4982	4083	899	1765	1641	
1979	6902	4227	2675	5281	4076	1205	1621	1470	
1980	7204	4554	2650	5665	4438	1227	1539	1423	
1981	7265	4652	2613	5931	4492	1439	1334	1174	
1982	7418	4807	2611	6121	4651	1470	1297	1141	
1983	7515	4932	2583	6129	4712	1417	1386	1166	
1984	7344	4729	2615	6031	4502	1529	1313	1086	
1985	7392	4481	2911	5977	4261	1716	1415	1195	
1986	7608	4478	3130	5910	4230	1680	1698	1450	
1987	7590	4536	3054	6143	4351	1792	1447	1262	
1988	8093	4855	3238	6392	4664	1728	1701	1510	
1989	8255	4945	3310	6403	4727	1676	1852	1634	
1990	8612	5196	3416	6644	4920	1724	1968	1692	
1991	8475	5123	3352	6619	4863	1756	1856	1596	
1992	8092	5096	2996	6261	4773	1488	1831	1508	
1993	7901	5028	2873	6136	4658	1478	1765	1395	
1994	7852	5235	2617	6171	4858	1313	1681	1304	

* - COMPLETE DATA ON PART-TIME STUDENTS NOT AVAILABLE
ALL FOOTNOTES WILL APPEAR AT THE END OF THE REPORT (SEE PAGE 183)



CREDIT COURSE ENROLLMENT, FALL 1948 THROUGH FALL 1994
STATE UNIVERSITY COLLEGE AT OLD WESTBURY

F A L L T E R M	U N D E R G R A D U A T E		
	TOTAL	FULL-TIME	PART-TIME
1948	-	-	-
1949	-	-	-
1950	-	-	-
1951	-	-	-
1952	-	-	-
1953	-	-	-
1954	-	-	-
1955	-	-	-
1956	-	-	-
1957	-	-	-
1958	-	-	-
1959	-	-	-
1960	-	-	-
1961	-	-	-
1962	-	-	-
1963	-	-	-
1964	-	-	-
1965	-	-	-
1966	-	-	-
1967	-	-	-
1968*	107	107	-
1969	223	223	-
1970	172	172	23
1971	571	498	73
1972	774	716	58
1973	1078	803	275
1974	1390	1005	385
1975	1875	1351	524
1976	2104	1574	530
1977	2252	1723	529
1978	2259	1622	637
1979	2854	2017	837
1980	3123	2221	902
1981	3445	2515	930
1982	3755	2699	1056
1983	3865	2745	1120
1984	3743	2708	1035
1985	3558	2478	1080
1986	3624	2411	1213
1987	3628	2455	1173
1988	3923	2588	1335
1989	4057	2716	1341
1990	4262	2907	1355
1991	4194	2992	1202
1992	4111	2974	1137
1993	3947	2848	1099
1994	4226	3117	1109

* - INDICATES FIRST YEAR OF OPERATION
ALL FOOTNOTES WILL APPEAR AT THE END OF THE REPORT (SEE PAGE 183)



CREDIT COURSE ENROLLMENT, FALL 1948 THROUGH FALL 1994
STATE UNIVERSITY COLLEGE AT ONEONTA

F A L L T E R M	T O T A L E N R O L L M E N T		U N D E R G R A D U A T E		G R A D U A T E		
	TOTAL	FULL-TIME	TOTAL	FULL-TIME	TOTAL	FULL-TIME	PART-TIME
1948	*	658	*	658	*	-	-
1949	*	638	*	638	*	-	-
1950	*	717	*	717	*	-	-
1951	*	708	*	708	*	-	-
1952	*	694	*	694	*	-	-
1953	*	707	*	707	*	-	-
1954	*	734	*	734	*	-	-
1955	*	902	*	902	*	-	-
1956	*	1036	*	1036	*	-	-
1957	*	1103	*	1103	*	-	-
1958	*	1404	*	1404	*	-	-
1959	*	1608	*	1608	*	-	-
1960	2210	1801	1798	1608	190	412	412
1961	2441	1801	2026	1801	225	415	415
1962	2681	1954	2149	1954	195	532	532
1963	2679	2018	2219	2018	201	460	460
1964	2954	2334	2524	2334	190	430	430
1965	3257	2531	2669	2503	166	588	560
1966	3638	2840	2993	2796	197	645	601
1967	4158	3325	3423	3252	171	735	662
	4439	3708	3753	3628	125	686	606
1968	5036	4255	4332	4174	158	704	623
1969	5336	4590	4692	4466	226	644	520
1970	5582	4667	4747	4487	260	835	655
1971	5893	4799	4835	4570	265	1058	829
1972	5967	4903	4972	4718	254	995	810
1973	6081	5187	5252	5011	241	829	653
1974	6806	5664	5675	5475	200	1131	942
1975	6344	5292	5394	5116	278	950	774
1976	6230	5414	5526	5286	240	704	576
1977	6427	5651	5763	5532	231	664	545
1978	6308	5518	5701	5412	289	607	501
1979	6204	5548	5702	5460	242	502	414
1980	6320	5646	5843	5554	289	477	385
1981	6293	5739	5855	5631	224	438	330
1982	6124	5584	5727	5484	243	397	297
1983	5972	5445	5611	5344	267	361	260
1984	5884	5314	5522	5223	299	362	271
1985	5751	5176	5390	5086	304	361	271
1986	5610	4980	5208	4883	325	402	305
1987	5797	5148	5388	5053	335	409	314
1988	6017	5304	5501	5189	312	516	401
1989	6230	5333	5632	5218	414	598	483
1990	6317	5390	5703	5283	420	614	507
1991	6018	5078	5471	4971	500	547	440
1992	5927	4997	5378	4874	504	549	426
1993	5665	4747	5110	4627	483	555	435
1994	5829	4922	5319	4831	488	510	419

* - COMPLETE DATA ON PART-TIME STUDENTS NOT AVAILABLE
ALL FOOTNOTES WILL APPEAR AT THE END OF THE REPORT (SEE PAGE 183)



CREDIT COURSE ENROLLMENT, FALL 1948 THROUGH FALL 1994
STATE UNIVERSITY COLLEGE AT OSWEGO

F A L L T E R M	T O T A L E N R O L L M E N T		U N D E R G R A D U A T E			G R A D U A T E			
	T O T A L	F U L L - T I M E	P A R T - T I M E	T O T A L	F U L L - T I M E	P A R T - T I M E	T O T A L	F U L L - T I M E	P A R T - T I M E
1948	•	1371	•	•	1371	•	-	-	
1949	•	1483	•	•	1483	•	-	-	
1950	•	1360	•	•	1360	•	-	-	
1951	•	1156	•	•	1156	•	-	-	
1952	•	1076	•	•	1076	•	37	-	
1953	•	1113	•	•	1227	•	41	-	
1954	•	1268	•	•	1476	•	52	-	
1955	•	1528	•	•	1700	•	-	-	
1956	•	1700	•	•	1810	•	-	-	
1957	•	1810	•	•	2059	•	-	-	
1958	•	2059	•	•	2256	•	273	341	
1959	2743	2256	487	2470	2256	214	341	364	
1960	2794	2257	537	2453	2257	196	366	408	
1961	3301	2733	568	2935	2731	204	408	444	
1962	3562	2924	638	3154	2924	230	444	483	
1963	3894	3227	667	3450	3227	223	483	521	
1964	4283	3609	674	3800	3588	212	521	566	
1965	4788	3809	979	3999	3772	227	566	611	
1966	4757	3861	896	4013	3808	205	611	654	
1967	5663	4261	1402	4899	4201	698	764	804	
1968	6650	4987	1663	5789	4910	879	861	938	
1969	7238	5459	1779	6121	5359	762	1117	1221	
1970	8283	6154	2129	6920	6012	908	1363	1487	
1971	8528	6460	2068	6998	6317	681	1530	1649	
1972	8312	6376	1936	6927	6240	687	1385	1500	
1973	8857	6828	2029	7409	6683	729	1448	1578	
1974	9143	7101	2042	7632	6968	664	1511	1615	
1975	9764	7822	1942	8048	7621	427	1716	1833	
1976	8672	7413	1259	7568	7247	321	1104	1220	
1977	8272	6966	1306	7205	6834	371	1067	1181	
1978	7767	6589	1178	6934	6490	444	99	1100	
1979	7615	6620	995	6894	6509	385	721	784	
1980	7554	6707	847	6926	6614	312	628	681	
1981	7556	6789	767	7035	6705	330	512	535	
1982	7841	6783	1058	7329	6695	680	521	510	
1983	7832	6642	1190	7211	6531	751	621	610	
1984	7694	6392	1302	7004	6253	960	690	610	
1985	8167	6460	1707	7238	6278	960	929	747	
1986	8449	6695	1754	7445	6510	935	1004	819	
1987	8319	6480	1839	7318	6319	999	1001	840	
1988	8672	6781	1891	7592	6600	992	1080	899	
1989	8839	6733	2106	7642	6563	1079	1197	1027	
1990	8942	6735	2207	7774	6586	1188	1197	1019	
1991	8750	6785	1965	7621	6616	1005	1129	960	
1992	8555	6717	1838	7473	6529	944	1082	894	
1993	8985	7156	1829	7812	6943	869	1173	960	
1994	8817	6954	1863	7607	6725	882	1210	981	

* - COMPLETE DATA ON PART-TIME STUDENTS NOT AVAILABLE
ALL FOOTNOTES WILL APPEAR AT THE END OF THE REPORT (SEE PAGE 183)



CREDIT COURSE ENROLLMENT, FALL 1948 THROUGH FALL 1994
STATE UNIVERSITY COLLEGE AT PLATTSBURGH

FALL TERM	TOTAL ENROLLMENT		UNDERGRADUATE		GRADUATE	
	TOTAL	FULL-TIME	TOTAL	FULL-TIME	TOTAL	FULL-TIME
1948	•	647	•	647	-	-
1949	•	730	•	730	-	-
1950	•	833	•	833	-	-
1951	•	830	•	830	-	-
1952	•	838	•	838	-	-
1953	•	827	•	827	-	-
1954	•	899	•	899	-	-
1955	•	956	•	956	-	-
1956	•	1014	•	1014	-	-
1957	•	1055	•	1055	-	-
1958	•	1193	•	1193	-	-
1959	•	1735	•	1501	234	232
1960	•	1812	•	1600	212	208
1961	•	2077	•	1870	207	207
1962	•	2539	•	2312	227	227
1963	•	2746	•	2476	270	270
1964	•	2811	•	2527	284	276
1965	•	3122	•	2741	381	368
1966	•	3231	•	2761	470	423
1967	•	3742	•	3258	484	429
1968	4321	3459	3686	3375	635	551
1969	4776	3757	4053	3643	723	609
1970	5226	4053	4443	3949	783	679
1971	5754	4423	4814	4273	873	790
1972	5885	4638	5012	4504	994	848
1973	5708	4304	4714	4158	994	946
1974	6465	5072	5307	4860	1158	917
1975	6709	5327	5619	5154	1090	975
1976	5970	4937	5296	4821	955	558
1977	6067	5138	5472	5021	947	478
1978	6022	5149	5595	5054	947	332
1979	6155	5327	5727	5233	947	334
1980	6320	5487	5859	5388	947	362
1981	6266	5437	5829	5345	947	345
1982	6019	5286	5645	5204	947	345
1983	5917	5258	5554	5151	947	256
1984	6044	5335	5675	5252	947	286
1985	6225	5205	5692	5087	947	415
1986	6196	5133	5595	5015	947	483
1987	6448	5208	5754	5060	947	546
1988	6594	5300	5819	5139	775	614
1989	6432	5268	5673	5111	759	602
1990	6548	5287	5641	5078	907	698
1991	6328	5185	5513	5008	815	638
1992	6161	5155	5424	5004	737	522
1993	6197	5202	5479	5004	718	520
1994	6174	5160	5471	4950	703	493

* - COMPLETE DATA ON PART-TIME STUDENTS NOT AVAILABLE
ALL FOOTNOTES WILL APPEAR AT THE END OF THE REPORT (SEE PAGE 183)

CREDIT COURSE ENROLLMENT, FALL 1948 THROUGH FALL 1994
STATE UNIVERSITY COLLEGE AT POTSDAM

FALL TERM	TOTAL ENROLLMENT		UNDERGRADUATE		GRADUATE	
	TOTAL	FULL-TIME	TOTAL	FULL-TIME	TOTAL	FULL-TIME
1948	*	627	*	627	-	-
1949	*	686	*	686	-	-
1950	*	707	*	707	-	-
1951	*	710	*	710	-	-
1952	*	674	*	674	-	-
1953	*	706	*	706	-	-
1954	*	782	*	782	-	-
1955	*	857	*	857	-	-
1956	*	987	*	987	-	-
1957	*	944	*	944	-	-
1958	*	1032	*	1032	-	-
1959	1526	1130	*	1336	190	190
1960	1625	1268	396	1462	163	163
1961	1834	1481	357	1644	190	190
1962	2109	1691	353	1853	256	256
1963	2180	1834	418	1968	212	212
1964	2341	2009	346	2143	198	197
1965	2537	2171	332	2297	198	233
1966	2856	2369	366	2519	337	316
1967	3118	2594	487	2742	376	351
			524			
1968	3547	2844	703	3022	525	485
1969	3791	3197	594	3267	524	475
1970	4587	3797	790	3887	700	612
1971	4844	4081	763	4128	716	615
1972	4936	4057	879	4086	850	784
1973	4701	3811	890	3712	865	766
1974	5045	3956	1089	3858	885	787
1975	5021	4148	873	4036	848	736
1976	4934	3973	961	3872	923	822
1977	4964	3861	1103	3776	814	729
1978	4648	3657	991	3591	760	694
1979	4682	3717	965	3670	755	708
1980	4678	3897	781	3835	606	544
1981	4899	4076	823	4034	62	509
1982	4920	4125	795	4088	551	394
1983	4860	3978	882	4370	431	451
1984	4416	3720	696	4035	490	354
1985	4249	3630	619	3693	381	339
1986	4301	3540	761	3568	401	492
1987	4285	3550	735	3417	615	428
			631	3418	560	
			3702			
1988	4310	3696	614	3775	535	396
1989	4537	3777	760	3895	642	484
1990	4829	4078	751	4202	450	450
1991	4759	4113	646	3922	590	399
1992	4562	3934	628	3723	616	405
1993	4403	3791	612	3598	571	378
1994	4294	3663	631	3445	592	374
			3702			
			3775			
			3895			
			4202			
			4169			
			3946			
			3832			
			3702			
			3775			
			3895			
			4202			
			4169			
			3946			
			3832			
			3702			
			3775			
			3895			
			4202			
			4169			
			3946			
			3832			
			3702			
			3775			
			3895			
			4202			
			4169			
			3946			
			3832			
			3702			
			3775			
			3895			
			4202			
			4169			
			3946			
			3832			
			3702			
			3775			
			3895			
			4202			
			4169			
			3946			
			3832			
			3702			
			3775			
			3895			
			4202			
			4169			
			3946			
			3832			
			3702			
			3775			
			3895			
			4202			
			4169			
			3946			
			3832			
			3702			
			3775			
			3895			
			4202			
			4169			
			3946			
			3832			
			3702			
			3775			
			3895			
			4202			
			4169			
			3946			
			3832			
			3702			
			3775			
			3895			
			4202			
			4169			
			3946			
			3832			
			3702			
			3775			
			3895			
			4202			
			4169			
			3946			
			3832			
			3702			
			3775			
			3895			
			4202			
			4169			
			3946			
			3832			
			3702			
			3775			
			3895			
			4202			
			4169			
			3946			
			3832			
			3702			
			3775			
			3895			
			4202			
			4169			
			3946			
			3832			
			3702			
			3775			
			3895			
			4202			
			4169			
			3946			
			3832			
			3702			
			3775			
			3895			
			4202			
			4169			
			3946			
			3832			
			3702			
			3775			
			3895			
			4202			
			4169			
			3946			
			3832			
			3702			
			3775			
			3895			
			4202			
			4169			
			3946			
			3832			
			3702			
			3775			
			3895			
			4202			
			4169			
			3946			
			3832			
			3702			
			3775			
			3895			
			4202			
			4169			
			3946			
			3832			
			3702			
			3775			
			3895			
			4202			
			4169			
			3946			
			3832			
			3702			
			3775			
			3895			
			4202			
			4169			
			3946			
			3832			
			3702			
			3775			
			3895			
			4202			
			4169			
			3946			
			3832			
			3702			
			3775			
			3895			
			4202			
			4169			
			3946			
			3832			
			3702			
			3775			
			3895			
			4202			
			4169			
			3946			
			3832			
			3702			
			3775			
			3895			
			4202			
			4169			
			3946			
			3832			
			3702			
			3775			
			3895			
			4202			
			4169			
			3946			
			3832			
			3702			
			3775			
			3895			
			4202			
			4169			
			3946			
			3832			
			3702			
			3775			
			3895			
			4202			
			4169			
			3946			
			3832			
			3702			
			3775			
			3895			
			4202			
			4169			
			3946			
			3832			
			3702			
			3775			
			3895			
			4202			
			4169			
			3946			
			3832			
			3702			
			3775			
			3895			
			4202			
			4169			
			3946			
			3832			
			3702			
			3775			
			3895			
			4202			
			4169			
			3946			
			3832			
			3702			
			3775			
			3895			

CREDIT COURSE ENROLLMENT, FALL 1948 THROUGH FALL 1994
STATE UNIVERSITY COLLEGE AT PURCHASE

F A L L T E R M	T O T A L E N R O L L M E N T		U N D E R G R A D U A T E		G R A D U A T E				
	T O T A L	F U L L - T I M E	P A R T - T I M E	T O T A L	F U L L - T I M E	P A R T - T I M E	T O T A L	F U L L - T I M E	P A R T - T I M E
1948	-	-	-	-	-	-	-	-	-
1949	-	-	-	-	-	-	-	-	-
1950	-	-	-	-	-	-	-	-	-
1951	-	-	-	-	-	-	-	-	-
1952	-	-	-	-	-	-	-	-	-
1953	-	-	-	-	-	-	-	-	-
1954	-	-	-	-	-	-	-	-	-
1955	-	-	-	-	-	-	-	-	-
1956	-	-	-	-	-	-	-	-	-
1957	-	-	-	-	-	-	-	-	-
1958	-	-	-	-	-	-	-	-	-
1959	-	-	-	-	-	-	-	-	-
1960	-	-	-	-	-	-	-	-	-
1961	-	-	-	-	-	-	-	-	-
1962	-	-	-	-	-	-	-	-	-
1963	-	-	-	-	-	-	-	-	-
1964	-	-	-	-	-	-	-	-	-
1965	-	-	-	-	-	-	-	-	-
1966	-	-	-	-	-	-	-	-	-
1967	-	-	-	-	-	-	-	-	-
1968	-	-	-	-	-	-	-	-	-
1969+	105	105	-	105	-	-	-	-	-
1970	422	229	193	422	229	193	-	-	-
1971	778	380	398	778	380	398	-	-	-
1972	1532	800	732	1532	800	732	-	-	-
1973	2285	1203	1082	2285	1203	1082	-	-	-
1974	2695	1573	1122	2695	1573	1122	-	-	-
1975	2778	1759	1019	2778	1759	1019	-	-	-
1976	2686	1690	996	2686	1690	996	-	-	-
1977	2546	1639	907	2546	1639	907	-	-	-
1978	3056	1904	1152	3056	1904	1152	-	-	-
1979	3241	2033	1208	3241	2033	1208	-	-	-
1980	3653	2193	1460	3653	2193	1460	-	-	-
1981	3603	2209	1394	3603	2209	1394	-	-	-
1982	3688	2172	1516	3688	2172	1516	-	-	-
1983	3612	2182	1430	3612	2182	1430	-	-	-
1984	3865	2229	1636	3865	2225	1636	-	-	-
1985	3875	2160	1715	3864	2149	1715	-	-	-
1986	3989	2220	1769	3972	2203	1769	-	-	-
1987	4163	2342	1821	4144	2323	1821	-	-	-
1988	4143	2379	1764	4119	2356	1763	24	23	1
1989	4393	2484	1909	4363	2457	1906	30	27	3
1990	4619	2595	2024	4587	2566	2021	32	29	3
1991	4262	2510	1752	4225	2478	1747	37	32	5
1992	3949	2443	1506	3909	2409	1500	40	34	6
1993	3978	2529	1449	3919	2478	1441	59	51	8
1994	3751	2415	1336	3682	2352	1330	69	63	6

* - INDICATES FIRST YEAR OF OPERATION
ALL FOOTNOTES WILL APPEAR AT THE END OF THE REPORT (SEE PAGE 183)

CREDIT COURSE ENROLLMENT, FALL 1948 THROUGH FALL 1994
HEALTH SCIENCES CENTERS

F A L L T E R M	T O T A L		E N R O L L M E N T		U N D E R G R A D U A T E			G R A D U A T E		
	TOTAL	FULL-TIME	PART-TIME	TOTAL	FULL-TIME	PART-TIME	TOTAL	FULL-TIME	PART-TIME	
1948	-	-	-	-	-	-	-	-	-	-
1949	-	-	-	-	-	-	-	-	-	-
1950+	*	762	*	762	-	-	-	762	-	-
1951	*	818	*	818	-	-	-	818	-	-
1952	*	903	*	903	-	-	-	903	-	-
1953	*	899	*	899	33	33	-	866	-	-
1954	*	924	*	924	36	36	-	888	-	-
1955	*	940	*	940	45	45	-	895	-	-
1956	*	933	*	933	33	33	-	900	-	-
1957	*	936	*	936	26	26	-	910	-	-
1958	*	1018	*	1018	62	62	58	925	4	4
1959	1047	981	66	956	107	107	55	940	11	11
1960	1085	1014	71	981	133	133	60	952	941	941
1961	1145	1058	87	1058	162	162	77	983	973	973
1962	2499	2061	438	2061	738	738	370	1761	1693	1693
1963	2537	2151	386	2151	690	690	305	1847	1766	1766
1964	2716	2404	312	2404	704	704	210	2012	1910	1910
1965	2877	2581	296	2581	757	757	185	2160	2049	2049
1966	2991	2749	242	2749	858	858	160	2234	2152	2152
1967	3141	2935	206	2935	916	916	145	2283	2222	2222
1968	3264	3083	181	3083	959	959	117	2348	2284	2284
1969	3464	3280	184	3280	1224	1224	86	2505	2407	2407
1970	3835	3682	153	3682	1630	1630	56	2611	2514	2514
1971	4537	4213	324	4213	1881	1881	115	2907	2698	2698
1972	5063	4608	455	4608	2302	2302	155	3182	2882	2882
1973	5899	5131	768	5131	2411	2411	236	3597	3065	3065
1974	6070	5362	708	5362	2666	2666	230	3659	3181	3181
1975	6743	5903	840	5903	2546	2546	215	4077	3452	3452
1976	6650	5912	738	5912	2322	2322	139	4104	3505	3505
1977	6634	5779	855	5779	2364	2364	161	4270	3576	3576
1978	6631	5751	880	5751	2310	2310	201	4309	3630	3630
1979	6629	5724	905	5724	2257	2257	253	4319	3667	3667
1980	7202	5981	1221	5981	2623	2623	426	4519	3724	3724
1981	7152	5960	1192	5960	2683	2683	385	4529	3722	3722
1982	7141	5920	1228	5920	2625	2625	443	4479	3701	3701
1983	7189	5961	1228	5961	2625	2625	451	4564	3787	3787
1984	7030	5828	1202	5828	2489	2489	420	4541	3759	3759
1985	6824	5614	1210	5614	2349	2349	414	4475	3679	3679
1986	6963	5740	1223	5740	2461	2461	521	4502	3800	3800
1987	7262	5786	1476	5786	2578	2578	659	4684	3867	3867
1988	7457	5915	1542	5915	2653	2653	629	4804	3891	3891
1989	7548	5623	1925	5623	2735	2735	894	4813	3782	3782
1990	7727	5715	2012	5715	2738	2738	844	4989	3821	3821
1991	7617	5667	1950	5667	2697	2697	773	4920	3743	3743
1992	7798	5830	1968	5830	2845	2845	802	4953	3787	3787
1993	7914	5947	1967	5947	2874	2874	792	5040	3865	3865
1994	8157	6052	2105	6052	2953	2953	761	5204	3860	3860

* - COMPLETE DATA ON PART-TIME STUDENTS NOT AVAILABLE + - INDICATES FIRST YEAR OF OPERATION
ALL FOOTNOTES WILL APPEAR AT THE END OF THE REPORT (SEE PAGE 183)

60



CREDIT COURSE ENROLLMENT, FALL 1948 THROUGH FALL 1994
HSC-BROOKLYN SYRACUSE ONLY

F A L L T E R M	T O T A L E N R O L L M E N T		U N D E R G R A D U A T E		G R A D U A T E				
	TOTAL	FULL-TIME	PART-TIME	TOTAL	FULL-TIME	PART-TIME	TOTAL	FULL-TIME	PART-TIME
1948	-	-	-	-	-	-	-	-	-
1949	-	-	-	-	-	-	-	-	-
1950+	*	762	*	-	-	-	762	-	-
1951	*	818	*	-	-	-	818	-	-
1952	*	903	*	-	-	-	903	-	-
1953	*	899	*	-	-	-	866	-	-
1954	*	924	*	33	33	-	888	-	-
1955	*	940	*	*	36	*	895	-	-
1956	*	933	*	*	45	*	900	-	-
1957	*	936	*	*	33	*	910	-	-
1958	1018	956	62	89	31	58	929	925	4
1959	1047	981	66	107	52	55	940	929	11
1960	1085	1014	71	133	73	60	952	941	11
1961	1145	1058	87	162	85	77	983	973	10
1962	1156	1102	54	120	81	39	1036	1021	15
1963	1183	1118	65	101	57	44	1082	1061	21
1964	1260	1237	23	84	84	-	1176	1153	23
1965	1363	1329	34	107	107	-	1256	1222	34
1966	1435	1412	23	130	129	1	1283	1256	22
1967	1459	1453	6	181	181	-	1278	1272	6
1968	1530	1521	9	237	237	-	1293	1284	9
1969	1724	1662	62	331	311	20	1393	1351	42
1970	1884	1841	43	467	456	11	1417	1385	32
1971	2070	1946	124	628	570	58	1442	1376	66
1972	2248	2102	146	725	672	53	1523	1430	93
1973	2340	2200	140	763	712	51	1577	1488	89
1974	2349	2239	110	761	717	44	1588	1522	66
1975	2473	2351	122	847	813	34	1626	1538	88
1976	2374	2245	129	775	729	46	1599	1516	83
1977	2313	2205	108	701	673	28	1612	1532	80
1978	2334	2141	193	701	658	43	1633	1483	150
1979	2336	2182	154	720	679	41	1616	1503	113
1980	2369	2205	164	690	645	45	1679	1560	119
1981	2382	2179	203	690	639	51	1692	1540	152
1982	2341	2178	163	671	619	52	1670	1559	111
1983	2272	2120	152	662	602	60	1610	1518	92
1984	2251	2086	165	657	581	76	1594	1505	89
1985	2257	2096	161	638	570	68	1619	1526	93
1986	2330	2153	177	689	557	132	1641	1596	45
1987	2536	2204	332	845	589	256	1691	1615	76
1988	2660	2318	342	918	679	239	1742	1639	103
1989	2691	2124	567	959	501	458	1732	1623	109
1990	2669	2089	580	920	492	428	1749	1597	152
1991	2665	2038	627	950	515	435	1715	1523	192
1992	2806	2087	719	1032	537	495	1774	1550	224
1993	2851	2163	688	1055	600	455	1796	1563	233
1994	2797	2146	651	1048	619	429	1749	1527	222

* - COMPLETE DATA ON PART-TIME STUDENTS NOT AVAILABLE + - INDICATES FIRST YEAR OF OPERATION
ALL FOOTNOTES WILL APPEAR AT THE END OF THE REPORT (SEE PAGE 183)

CREDIT COURSE ENROLLMENT, FALL 1948 THROUGH FALL 1994
HEALTH SCIENCE CENTER AT BUFFALO

F A L L T E R M	T O T A L E N R O L L M E N T		U N D E R G R A D U A T E		G R A D U A T E				
	T O T A L	F U L L - T I M E	P A R T - T I M E	T O T A L	F U L L - T I M E	P A R T - T I M E	T O T A L	F U L L - T I M E	P A R T - T I M E
1948	-	-	-	-	-	-	-	-	-
1949	-	-	-	-	-	-	-	-	-
1950	-	-	-	-	-	-	-	-	-
1951	-	-	-	-	-	-	-	-	-
1952	-	-	-	-	-	-	-	-	-
1953	-	-	-	-	-	-	-	-	-
1954	-	-	-	-	-	-	-	-	-
1955	-	-	-	-	-	-	-	-	-
1956	-	-	-	-	-	-	-	-	-
1957	-	-	-	-	-	-	-	-	-
1958	-	-	-	-	-	-	-	-	-
1959	-	-	-	-	-	-	-	-	-
1960	-	-	-	-	-	-	-	-	-
1961	-	-	-	-	-	-	-	-	-
1962+	-	959	384	618	287	331	725	672	53
1963	1354	1033	321	589	328	261	765	705	60
1964	1456	1167	289	620	410	210	836	757	79
1965	1514	1252	262	610	425	185	904	827	77
1966	1556	1337	219	627	468	159	929	869	60
1967	1682	1482	200	677	532	145	1005	950	55
1968	1734	1562	172	679	562	117	1055	1000	55
1969	1740	1618	122	628	562	66	1112	1056	56
1970	1855	1754	101	661	625	36	1194	1129	65
1971	2065	1924	141	718	681	37	1347	1243	104
1972	2189	1960	229	779	682	97	1410	1278	132
1973	2720	2210	510	1077	892	185	1643	1318	325
1974	2756	2252	504	1127	952	175	1629	1300	329
1975	3009	2460	549	1226	1078	148	1783	1382	401
1976	3055	2561	494	1239	1149	90	1816	1412	404
1977	2966	2439	527	1159	1036	123	1807	1403	404
1978	2968	2451	517	1116	1026	90	1852	1425	427
1979	2924	2353	571	1078	956	122	1846	1397	419
1980	3356	2613	743	1418	1200	218	1938	1413	525
1981	3285	2596	689	1397	1209	188	1888	1387	501
1982	3360	2599	761	1490	1236	254	1870	1363	507
1983	3370	2616	754	1467	1202	265	1903	1414	489
1984	3207	2474	733	1348	1124	224	1859	1350	509
1985	2978	2263	715	1188	993	195	1790	1270	520
1986	2994	2304	690	1241	1008	233	1753	1296	457
1987	3028	2294	734	1198	967	231	1830	1327	503
1988	3036	2308	728	1228	996	232	1808	1312	496
1989	2952	2197	755	1216	975	241	1736	1222	514
1990	3079	2296	783	1288	1052	236	1791	1244	547
1991	3055	2284	771	1262	1042	220	1793	1242	551
1992	3065	2377	688	1327	1131	196	1738	1246	492
1993	3074	2391	683	1344	1115	229	1730	1276	454
1994	3138	2471	667	1355	1155	200	1783	1316	467

+ - INDICATES FIRST YEAR OF OPERATION
ALL FOOTNOTES WILL APPEAR AT THE END OF THE REPORT (SEE PAGE 183)

CREDIT COURSE ENROLLMENT, FALL 1948 THROUGH FALL 1994
HEALTH SCIENCE CENTER AT BROOKLYN

F A L L T E R M	T O T A L E N R O L L M E N T		U N D E R G R A D U A T E		G R A D U A T E	
	TOTAL	FULL-TIME	PART-TIME	TOTAL	FULL-TIME	PART-TIME
1948	-	-	-	-	-	-
1949	-	-	-	-	-	-
1950+	*	529	*	-	*	529
1951	*	551	*	-	*	551
1952	*	616	*	-	*	616
1953	*	572	*	-	*	572
1954	*	595	*	-	*	595
1955	*	605	*	-	*	605
1956	*	611	*	-	*	611
1957	*	603	*	-	*	603
1958	619	617	2	-	*	617
1959	618	613	5	-	*	613
1960	618	618	-	-	*	618
1961	643	643	-	-	*	643
1962	662	658	4	-	*	658
1963	697	689	8	-	*	689
1964	785	783	2	14	*	771
1965	831	827	4	14	*	813
1966	871	871	-	16	*	855
1967	884	884	-	44	*	840
1968	914	914	-	70	*	844
1969	1042	1021	21	131	*	911
1970	1142	1124	18	200	*	942
1971	1240	1200	40	298	*	942
1972	1334	1279	55	351	14	969
1973	1386	1330	56	381	14	969
1974	1411	1359	52	399	13	1005
1975	1468	1425	43	446	23	1012
1976	1458	1387	71	437	17	1022
1977	1447	1390	57	440	29	979
1978	1456	1324	132	443	27	1021
1979	1445	1342	103	464	32	977
1980	1432	1327	105	434	28	1013
1981	1424	1314	110	442	26	981
1982	1414	1315	99	407	35	998
1983	1376	1279	97	388	33	994
1984	1320	1218	102	426	38	950
1985	1350	1246	104	395	48	925
1986	1404	1301	103	405	43	945
1987	1562	1329	233	437	71	967
1988	1681	1449	232	569	181	993
1989	1640	1291	349	640	165	1041
1990	1642	1230	412	601	277	1039
1991	1591	1166	425	585	295	1057
1992	1711	1211	500	570	282	878
1993	1695	1252	443	648	321	1063
1994	1675	1267	408	640	275	887
				641	241	1055
				640	244	1034
				475	165	974
				324	277	967
				290	295	940
				288	282	878
				327	321	884
				366	245	887
				388	181	870
				70	70	844
				131	131	911
				200	200	942
				284	14	916
				351	14	928
				368	13	962
				376	23	983
				429	17	996
				408	29	979
				413	27	977
				411	32	913
				436	28	906
				408	26	919
				407	35	907
				387	33	928
				388	38	891
				347	48	871
				362	43	884
				366	71	935
				388	181	941
				640	165	974
				601	277	967
				585	295	940
				570	282	878
				648	321	884
				640	275	887
				641	241	1055
				640	244	1034
				475	165	974
				324	277	967
				290	295	940
				288	282	878
				327	321	884
				366	245	887
				388	181	870

* - COMPLETE DATA ON PART-TIME STUDENTS NOT AVAILABLE + - INDICATES FIRST YEAR OF OPERATION
ALL FOOTNOTES WILL APPEAR AT THE END OF THE REPORT (SEE PAGE 183)

CREDIT COURSE ENROLLMENT, FALL 1948 THROUGH FALL 1994
HEALTH SCIENCE CENTER AT STONY BROOK

FALL T E R M	T O T A L E N R O L L M E N T		U N D E R G R A D U A T E		G R A D U A T E	
	T O T A L	P A R T - T I M E	T O T A L	P A R T - T I M E	T O T A L	P A R T T I M E
		F U L L - T I M E		F U L L - T I M E		F U L L T I M E
1948	-	-	-	-	-	-
1949	-	-	-	-	-	-
1950	-	-	-	-	-	-
1951	-	-	-	-	-	-
1952	-	-	-	-	-	-
1953	-	-	-	-	-	-
1954	-	-	-	-	-	-
1955	-	-	-	-	-	-
1956	-	-	-	-	-	-
1957	-	-	-	-	-	-
1958	-	-	-	-	-	-
1959	-	-	-	-	-	-
1960	-	-	-	-	-	-
1961	-	-	-	-	-	-
1962	-	-	-	-	-	-
1963	-	-	-	-	-	-
1964	-	-	-	-	-	-
1965	-	-	-	-	-	-
1966	-	-	-	-	-	-
1967	-	-	-	-	-	-
1968	-	-	-	-	-	-
1969	-	-	-	-	-	-
1970*	96	9	96	87	9	9
1971	402	59	284	264	20	79
1972	839	80	377	372	5	174
1973	965	118	462	462	-	259
1974	1261	871	523	512	11	359
1975	1221	1092	593	560	33	532
1976	1355	1106	532	529	3	577
1977	1329	1135	504	494	10	641
1978	1369	1159	505	437	68	722
1979	1477	1189	512	422	90	767
1980	1485	1163	575	412	163	857
1981	1440	1185	536	390	146	902
1982	1547	1143	496	364	137	949
1983	1572	1225	484	370	126	939
1984	1589	1268	523	364	151	1051
1985	1639	1255	531	372	156	855
1986	1698	1283	535	375	172	804
1987	1761	1288	507	363	158	1088
1988	1905	1289	560	349	195	1088
1989	1979	1302	530	365	180	904
1990	1897	1330	485	350	118	883
1991	1927	1345	486	367	111	908
1992	1989	1366	475	375	108	925
1993	2222	1393	550	367	132	1163
1994	1761	1435	507	418	158	940
1988	1905	1302	560	365	195	937
1989	1979	1330	530	350	180	980
1990	1897	1345	485	367	118	978
1991	1927	1366	486	375	111	991
1992	1989	1393	475	367	108	1026
1993	2222	1435	550	418	132	1514
1994	1761	1435	507	418	158	1672
1988	1905	1302	560	365	195	940
1989	1979	1330	530	350	180	937
1990	1897	1345	485	367	118	980
1991	1927	1366	486	375	111	978
1992	1989	1393	475	367	108	991
1993	2222	1435	550	418	132	1026
1994	1761	1435	507	418	158	1514
1988	1905	1302	560	365	195	1672
1989	1979	1330	530	350	180	940
1990	1897	1345	485	367	118	937
1991	1927	1366	486	375	111	980
1992	1989	1393	475	367	108	978
1993	2222	1435	550	418	132	991
1994	1761	1435	507	418	158	1026
1988	1905	1302	560	365	195	1514
1989	1979	1330	530	350	180	1672
1990	1897	1345	485	367	118	940
1991	1927	1366	486	375	111	937
1992	1989	1393	475	367	108	980
1993	2222	1435	550	418	132	978
1994	1761	1435	507	418	158	991
1988	1905	1302	560	365	195	1026
1989	1979	1330	530	350	180	1514
1990	1897	1345	485	367	118	1672
1991	1927	1366	486	375	111	940
1992	1989	1393	475	367	108	937
1993	2222	1435	550	418	132	980
1994	1761	1435	507	418	158	978
1988	1905	1302	560	365	195	991
1989	1979	1330	530	350	180	1026
1990	1897	1345	485	367	118	1514
1991	1927	1366	486	375	111	1672
1992	1989	1393	475	367	108	940
1993	2222	1435	550	418	132	937
1994	1761	1435	507	418	158	980

* - INDICATES FIRST YEAR OF OPERATION
ALL FOOTNOTES WILL APPEAR AT THE END OF THE REPORT (SEE PAGE 183)



CREDIT COURSE ENROLLMENT, FALL 1948 THROUGH FALL 1994
SPECIALIZED COLLEGES

F A L L T E R M	T O T A L E N R O L L M E N T		U N D E R G R A D U A T E		G R A D U A T E		
	TOTAL	FULL-TIME	TOTAL	FULL-TIME	TOTAL	FULL-TIME	PART-TIME
1948	*	1342	*	1242	*	100	*
1949	*	1283	*	1183	*	100	*
1950	*	1267	*	1150	*	117	*
1951	*	1225	*	1119	*	106	*
1952	*	1123	*	1074	*	49	*
1953	*	1169	*	1103	*	66	*
1954	*	1176	*	1099	*	77	*
1955	*	1104	*	1022	*	82	*
1956	*	1140	*	1060	*	80	*
1957	*	1156	*	1074	*	82	*
1958	*	1181	*	1074	*	107	15
1959	1258	1235	1132	1130	126	105	21
1960	1346	1324	1193	1191	153	133	20
1961	1435	1410	1274	1274	161	136	25
1962	1508	1469	1354	1353	154	116	38
1963	1595	1553	1429	1427	166	146	40
1964	1708	1673	1536	1527	172	146	26
1965	1782	1749	1611	1603	171	146	25
1966	1921	1881	1728	1715	193	166	27
1967	2065	1998	1824	1811	241	187	54
1968	2240	2098	1973	1905	267	193	74
1969	2559	2126	1956	1937	603	189	414
1970	2955	2294	2139	2088	816	206	610
1971	3162	2392	2174	2127	988	265	723
1972	3339	2497	2248	2207	1091	290	801
1973	3867	2546	2474	2242	1393	304	1089
1974	5539	3276	3985	2965	1554	311	1243
1975	6550	3904	4985	3527	1565	377	1188
1976	6415	3956	4975	3558	1436	398	1038
1977	6262	3982	4903	3551	1359	431	928
1978	6248	3887	4783	3392	1465	495	970
1979	6346	3880	4736	3337	1610	543	1067
1980	6653	3756	5016	3196	1637	560	1077
1981	6021	4091	4961	3460	1424	585	839
1982	5477	3948	4532	3381	1060	588	472
1983	4962	3585	4076	3054	945	567	378
1984	4958	3330	4019	2796	886	531	355
1985	5087	3315	4051	2775	939	534	405
1986	5047	3335	3970	2751	1036	540	496
1987	5117	3351	3991	2721	1077	584	493
1988	5024	3274	3835	2628	1126	630	496
1989	5365	3497	4078	2848	1189	646	543
1990	5473	3654	4094	2996	1287	649	638
1991	5371	3768	4065	3106	1379	658	721
1992	5473	3801	4125	3180	1306	662	644
1993	5366	3720	4009	3082	1348	621	727
1994	5117	3351	3991	2721	1357	638	719
1988	5117	3351	3991	2721	1126	630	496
1989	5024	3274	3835	2628	1189	646	543
1990	5365	3497	4078	2848	1287	649	638
1991	5473	3654	4094	2996	1379	658	721
1992	5371	3768	4065	3106	1306	662	644
1993	5473	3801	4125	3180	1348	621	727
1994	5366	3720	4009	3082	1357	638	719

* - COMPLETE DATA ON PART-TIME STUDENTS NOT AVAILABLE
ALL FOOTNOTES WILL APPEAR AT THE END OF THE REPORT (SEE PAGE 183)

73

72



CREDIT COURSE ENROLLMENT, FALL 1948 THROUGH FALL 1994
COLLEGE OF ENVIRON. SCIENCE + FORESTRY

F A L L T E R M	T O T A L E N R O L L M E N T		U N D E R G R A D U A T E		G R A D U A T E		
	TOTAL	FULL-TIME	TOTAL	FULL-TIME	TOTAL	FULL-TIME	PART-TIME
1948	*	874	*	774	*	100	*
1949	*	813	*	713	*	100	*
1950	*	795	*	678	*	117	*
1951	*	685	*	579	*	106	*
1952	*	595	*	546	*	49	*
1953	*	643	*	577	*	66	*
1954	*	657	*	580	*	77	*
1955	*	625	*	543	*	82	*
1956	*	653	*	573	*	80	*
1957	*	636	*	554	*	82	*
1958	*	642	*	535	*	107	15
1959	678	657	552	552	122	105	21
1960	755	735	602	602	126	133	20
1961	828	803	667	667	153	136	25
1962	917	879	763	763	161	154	38
1963	965	923	799	797	166	146	26
1964	1047	1012	875	866	172	146	25
1965	1122	1090	951	944	171	166	27
1966	1208	1168	1015	1002	193	166	27
1967	1349	1282	1108	1095	241	187	54
1968	1516	1376	1249	1183	267	193	74
1969	1522	1419	1243	1230	279	189	90
1970	1766	1599	1426	1393	340	206	134
1971	1791	1664	1456	1435	335	229	106
1972	1867	1737	1548	1521	319	216	103
1973	2095	1743	1714	1535	381	208	173
1974	2367	1915	1943	1712	424	203	221
1975	2487	2037	2035	1792	452	245	207
1976	2349	1818	1910	1613	439	205	234
1977	2147	1731	1761	1512	386	219	157
1978	1891	1606	1488	1364	403	242	161
1979	1864	1501	1422	1258	442	243	199
1980	1759	1398	1260	1128	499	270	229
1981	1738	1377	1235	1103	499	274	229
1982	1587	1229	1086	964	501	265	236
1983	1591	1254	1082	982	509	272	237
1984	1496	1166	1006	909	509	257	233
1985	1381	1027	902	782	479	245	234
1986	1485	1016	956	777	529	239	290
1987	1457	1047	912	780	545	267	278
1988	1398	1038	870	754	528	284	244
1989	1452	1084	863	774	589	310	279
1990	1715	1288	1073	990	642	298	344
1991	1709	1283	1077	994	632	289	343
1992	1656	1302	1074	1012	582	290	292
1993	1724	1287	1107	1030	617	257	360
1994	1736	1339	1139	1070	597	269	328

* - COMPLETE DATA ON PART-TIME STUDENTS NOT AVAILABLE
ALL FOOTNOTES WILL APPEAR AT THE END OF THE REPORT (SEE PAGE 183)

CREDIT COURSE ENROLLMENT, FALL 1948 THROUGH FALL 1994
MARITIME COLLEGE

FALL TERM	TOTAL ENROLLMENT		UNDERGRADUATE		GRADUATE	
	TOTAL	FULL-TIME	PART-TIME	TOTAL	FULL-TIME	PART-TIME
1948	*	468	*	*	468	-
1949	*	470	*	*	470	-
1950	*	472	*	*	472	-
1951	*	540	*	*	540	-
1952	*	528	*	*	528	-
1953	*	526	*	*	526	-
1954	*	519	*	*	519	-
1955	*	479	*	*	479	-
1956	*	487	*	*	487	-
1957	*	520	*	*	520	-
1958	541	539	2	541	539	2
1959	580	578	2	580	578	2
1960	591	589	2	591	589	2
1961	607	607	-	607	607	-
1962	591	590	1	591	590	1
1963	630	630	-	630	630	-
1964	661	661	-	661	661	-
1965	660	659	1	660	659	1
1966	713	713	-	713	713	-
1967	716	716	-	716	716	-
1968	724	722	2	724	722	2
1969	747	707	40	713	707	6
1970	747	695	52	697	695	2
1971	768	701	67	704	692	12
1972	803	712	91	700	686	14
1973	782	688	94	663	662	1
1974	884	772	112	757	756	1
1975	1004	851	153	837	835	2
1976	1045	899	146	880	869	11
1977	1085	931	154	933	926	7
1978	1133	967	166	969	953	16
1979	1109	979	130	966	947	19
1980	1070	909	161	909	894	15
1981	1120	954	166	937	926	11
1982	1126	994	132	935	928	7
1983	1136	981	155	947	933	14
1984	1029	915	114	902	891	11
1985	926	813	113	794	778	16
1986	881	766	115	753	737	16
1987	838	739	99	729	710	19
1988	828	720	108	705	685	20
1989	790	654	136	643	628	15
1990	821	687	134	664	648	16
1991	871	691	180	682	655	27
1992	899	744	155	720	700	20
1993	886	750	136	718	706	12
1994	822	682	140	654	641	13
1995	828	720	108	705	685	20
1996	790	654	136	643	628	15
1997	821	687	134	664	648	16
1998	871	691	180	682	655	27
1999	899	744	155	720	700	20
2000	886	750	136	718	706	12
2001	822	682	140	654	641	13
2002	828	720	108	705	685	20
2003	790	654	136	643	628	15
2004	821	687	134	664	648	16
2005	871	691	180	682	655	27
2006	899	744	155	720	700	20
2007	886	750	136	718	706	12
2008	822	682	140	654	641	13
2009	828	720	108	705	685	20
2010	790	654	136	643	628	15
2011	821	687	134	664	648	16
2012	871	691	180	682	655	27
2013	899	744	155	720	700	20
2014	886	750	136	718	706	12
2015	822	682	140	654	641	13
2016	828	720	108	705	685	20
2017	790	654	136	643	628	15
2018	821	687	134	664	648	16
2019	871	691	180	682	655	27
2020	899	744	155	720	700	20
2021	886	750	136	718	706	12
2022	822	682	140	654	641	13
2023	828	720	108	705	685	20
2024	790	654	136	643	628	15
2025	821	687	134	664	648	16
2026	871	691	180	682	655	27
2027	899	744	155	720	700	20
2028	886	750	136	718	706	12
2029	822	682	140	654	641	13
2030	828	720	108	705	685	20
2031	790	654	136	643	628	15
2032	821	687	134	664	648	16
2033	871	691	180	682	655	27
2034	899	744	155	720	700	20
2035	886	750	136	718	706	12
2036	822	682	140	654	641	13
2037	828	720	108	705	685	20
2038	790	654	136	643	628	15
2039	821	687	134	664	648	16
2040	871	691	180	682	655	27
2041	899	744	155	720	700	20
2042	886	750	136	718	706	12
2043	822	682	140	654	641	13
2044	828	720	108	705	685	20
2045	790	654	136	643	628	15
2046	821	687	134	664	648	16
2047	871	691	180	682	655	27
2048	899	744	155	720	700	20
2049	886	750	136	718	706	12
2050	822	682	140	654	641	13
2051	828	720	108	705	685	20
2052	790	654	136	643	628	15
2053	821	687	134	664	648	16
2054	871	691	180	682	655	27
2055	899	744	155	720	700	20
2056	886	750	136	718	706	12
2057	822	682	140	654	641	13
2058	828	720	108	705	685	20
2059	790	654	136	643	628	15
2060	821	687	134	664	648	16
2061	871	691	180	682	655	27
2062	899	744	155	720	700	20
2063	886	750	136	718	706	12
2064	822	682	140	654	641	13
2065	828	720	108	705	685	20
2066	790	654	136	643	628	15
2067	821	687	134	664	648	16
2068	871	691	180	682	655	27
2069	899	744	155	720	700	20
2070	886	750	136	718	706	12
2071	822	682	140	654	641	13
2072	828	720	108	705	685	20
2073	790	654	136	643	628	15
2074	821	687	134	664	648	16
2075	871	691	180	682	655	27
2076	899	744	155	720	700	20
2077	886	750	136	718	706	12
2078	822	682	140	654	641	13
2079	828	720	108	705	685	20
2080	790	654	136	643	628	15
2081	821	687	134	664	648	16
2082	871	691	180	682	655	27
2083	899	744	155	720	700	20
2084	886	750	136	718	706	12
2085	822	682	140	654	641	13
2086	828	720	108	705	685	20
2087	790	654	136	643	628	15
2088	821	687	134	664	648	16
2089	871	691	180	682	655	27
2090	899	744	155	720	700	20
2091	886	750	136	718	706	12
2092	822	682	140	654	641	13
2093	828	720	108	705	685	20
2094	790	654	136	643	628	15
2095	821	687	134	664	648	16
2096	871	691	180	682	655	27
2097	899	744	155	720	700	20
2098	886	750	136	718	706	12
2099	822	682	140	654	641	13
2100	828	720	108	705	685	20
2101	790	654	136	643	628	15
2102	821	687	134	664	648	16
2103	871	691	180	682	655	27
2104	899	744	155	720	700	20
2105	886	750	136	718	706	12
2106	822	682	140	654	641	13
2107	828	720	108	705	685	20
2108	790	654	136	643	628	15
2109	821	687	134	664	648	16
2110	871	691	180	682	655	27
2111	899	744	155	720	700	20
2112	886	750	136	718	706	12
2113	822	682	140	654	641	13
2114	828	720	108	705	685	20
2115	790	654	136	643	628	15
2116	821	687	134	664	648	16
2117	871	691	180	682	655	27
2118	899	744	155	720	700	20
2119	886	750	136	718	706	12
2120	822	682	140	654	641	13
2121	828	720	108	705	685	20
2122	790	654	136	643	628	15
2123	821	687	134	664	648	16
2124	871	691	180	682	655	27
2125	899	744	155	720	700	20
2126	886	750	136	718	706	12
2127	822	682	140	654	641	13
2128	828	720	108	705	685	20
2129	790	654	136	643	628	15
2130	821	687	134	664	648	16
2131	871	691	180	682	655	27
2132	899	744	155	720	700	20
2133	886	750	136	718	706	12
2134	822	682	140	654	641	13
2135	828	720	108	705	685	20
2136	790	654	136	643	628	15
2137	821	687	134	664	648	16
2138	871	691	180	682	655	27
2139	899	744	155	720	700	20
2140	886	750	136	718	706	12
2141	822	682	140	654	641	13
2142	828	720	108	705	685	20
2143	790	654	136	643	628	15
2144	821	687	134	664	648	16
2145	871	691	180	682	655	27
2146	899	744	155	720	700	20
2147	886	750	136	718	706	12
2148	822	682	140	654	641	13
2149	828	720	108	705	685	20
2150	790	6				

CREDIT COURSE ENROLLMENT, FALL 1948 THROUGH FALL 1994
STATE COLLEGE OF OPTOMETRY

F A L L T E R M	G R A D U A T E		
	TOTAL	FULL-TIME	PART-TIME
1948	-	-	-
1949	-	-	-
1950	-	-	-
1951	-	-	-
1952	-	-	-
1953	-	-	-
1954	-	-	-
1955	-	-	-
1956	-	-	-
1957	-	-	-
1958	-	-	-
1959	-	-	-
1960	-	-	-
1961	-	-	-
1962	-	-	-
1963	-	-	-
1964	-	-	-
1965	-	-	-
1966	-	-	-
1967	-	-	-
1968	-	-	-
1969	-	-	-
1970	-	-	-
1971*	27	27	8
1972	56	48	10
1973	79	69	4
1974	90	86	4
1975	131	108	23
1976	169	149	20
1977	190	186	4
1978	222	220	2
1979	252	251	1
1980	261	261	-
1981	267	264	3
1982	254	254	-
1983	247	247	-
1984	248	243	5
1985	244	238	6
1986	250	243	7
1987	262	253	9
1988	271	271	-
1989	272	272	-
1990	281	287	-
1991	275	279	-
1992	266	266	-
1993	273	271	2
1994	264	264	-

* - INDICATES FIRST YEAR OF OPERATION
ALL FOOTNOTES WILL APPEAR AT THE END OF THE REPORT (SEE PAGE 183)

CREDIT COURSE ENROLLMENT, FALL 1948 THROUGH FALL 1994
STATUTORY COLLEGES

F A L L T E R M	T O T A L E N R O L L M E N T		U N D E R G R A D U A T E		G R A D U A T E	
	TOTAL	FULL-TIME	PART-TIME	TOTAL	FULL-TIME	PART-TIME
1948	*	3049	*	2862	*	187
1949	*	3056	*	2865	*	191
1950	*	3851	*	2897	*	954
1951	*	3800	*	2918	*	882
1952	*	3653	*	2832	*	821
1953	*	3617	*	2803	*	814
1954	*	3702	*	2796	*	906
1955	*	3722	*	2833	*	889
1956	*	3840	*	2908	*	932
1957	*	3914	*	2910	*	1004
1958	*	4045	*	2940	*	1105
1959	4144	4024	120	2917	6	1107
1960	4344	4178	166	3071	3	1107
1961	4598	4410	188	3306	16	1104
1962	4835	4679	156	3450	13	1229
1963	4840	4701	139	3438	9	1263
1964	4817	4814	3	3476	2	1338
1965	5096	5092	4	3722	3	1374
1966	5097	5091	6	3729	2	1362
1967	5313	5303	10	3871	10	1432
1968	5521	5514	7	4004	6	1516
1969	5654	5647	7	4136	3	1514
1970	6036	6026	10	4496	3	1533
1971	6303	6289	14	4713	10	1590
1972	6494	6487	7	4886	4	1608
1973	6687	6659	28	5047	14	1626
1974	6764	6714	50	5064	40	1690
1975	7392	6837	555	5673	548	1712
1976	7491	6862	629	5809	613	1666
1977	7717	6834	883	6019	836	1651
1978	8307	7047	1260	6553	1225	1719
1979	8686	7289	1397	6812	1362	1839
1980	8867	7303	1564	7012	1516	1807
1981	8500	7229	1271	6650	1227	1806
1982	8345	7304	1041	6536	994	1762
1983	8803	7375	1428	6928	1365	1812
1984	8736	7442	1294	6829	1243	1856
1985	9012	7573	1439	7070	1385	1888
1986	8941	7514	1427	5686	1361	1828
1987	9366	7615	1751	5714	1686	1901
1988	9025	7703	1322	5799	1259	1904
1989	9781	7755	2026	5805	1958	1950
1990	10160	7691	2469	5701	2404	1990
1991	9078	7780	1298	5743	1227	2037
1992	9619	7775	1844	5767	1778	2008
1993	10077	7719	2358	5695	2298	2024
1994	9408	7912	1496	5855	1451	2057
1988	9025	7703	1322	5799	1259	1904
1989	9781	7755	2026	5805	1958	1950
1990	10160	7691	2469	5701	2404	1990
1991	9078	7780	1298	5743	1227	2037
1992	9619	7775	1844	5767	1778	2008
1993	10077	7719	2358	5695	2298	2024
1994	9408	7912	1496	5855	1451	2057

* - COMPLETE DATA ON PART-TIME STUDENTS NOT AVAILABLE
ALL FOOTNOTES WILL APPEAR AT THE END OF THE REPORT (SEE PAGE 183)

CREDIT COURSE ENROLLMENT, FALL 1948 THROUGH FALL 1994
COLLEGE OF AGRICULTURE + LIFE SCIENCES

F A L L T E R M	T O T A L E N R O L L M E N T		U N D E R G R A D U A T E		G R A D U A T E	
	TOTAL	FULL-TIME	PART-TIME	TOTAL	FULL-TIME	PART-TIME
1948	•	1557	•	•	•	•
1949	•	1591	•	1557	•	•
1950	•	2216	•	1664	•	552
1951	•	2172	•	1651	•	521
1952	•	2015	•	1565	•	450
1953	•	2008	•	1558	•	450
1954	•	2057	•	1554	•	503
1955	•	2040	•	1530	•	510
1956	•	2116	•	1580	•	536
1957	•	2191	•	1583	•	608
1958	•	2229	•	1587	•	642
1959	2346	2244	102	1599	747	651
1960	2426	2281	145	1627	799	654
1961	2637	2477	160	1832	805	659
1962	2789	2645	144	1931	858	725
1963	2771	2644	127	1909	802	862
1964	2740	2740	-	1938	813	813
1965	2906	2906	-	2093	787	787
1966	2841	2841	-	2054	834	834
1967	2989	2989	-	2155	834	834
1968	3146	3146	-	2214	932	932
1969	3176	3176	-	2239	937	937
1970	3368	3368	-	2481	887	887
1971	3522	3522	-	2580	942	942
1972	3665	3665	-	2723	942	942
1973	3774	3774	-	2813	961	961
1974	3832	3832	-	2826	1006	1006
1975	3933	3933	-	2929	1004	1004
1976	3936	3936	-	2976	960	960
1977	3865	3865	-	2925	940	940
1978	3970	3970	-	2979	991	991
1979	4072	4072	-	3024	1048	1048
1980	4073	4073	-	3034	1039	1039
1981	4036	4036	-	2972	1064	1064
1982	4066	4066	-	3047	1019	1019
1983	4148	4148	-	3070	1078	1078
1984	4210	4210	-	3115	1095	1095
1985	4207	4207	-	3144	1063	1063
1986	4132	4132	-	3104	1028	1028
1987	4179	4179	-	3114	1065	1065
1988	4221	4221	-	3143	1078	1078
1989	4213	4213	-	3145	1068	1068
1990	4145	4145	-	3041	1104	1104
1991	4264	4264	-	3101	1163	1163
1992	4244	4244	-	3098	1146	1146
1993	4245	4245	-	3099	1146	1146
1994	4393	4393	-	3204	1189	1189
1988	4221	4221	-	3143	1078	1078
1989	4213	4213	-	3145	1068	1068
1990	4145	4145	-	3041	1104	1104
1991	4264	4264	-	3101	1163	1163
1992	4244	4244	-	3098	1146	1146
1993	4245	4245	-	3099	1146	1146
1994	4393	4393	-	3204	1189	1189

84

85

• - COMPLETE DATA ON PART-TIME STUDENTS NOT AVAILABLE
ALL FOOTNOTES WILL APPEAR AT THE END OF THE REPORT (SEE PAGE 183)

CREDIT COURSE ENROLLMENT, FALL 1948 THROUGH FALL 1994
COLLEGE OF CERAMICS

FALL T E R M	T O T A L E N R O L L M E N T		U N D E R G R A D U A T E		G R A D U A T E				
	T O T A L	F U L L - T I M E	P A R T - T I M E	T O T A L	F U L L - T I M E	P A R T - T I M E	T O T A L	F U L L - T I M E	P A R T - T I M E
1948	*	403	*	*	403	*	-	-	-
1949	*	362	*	*	362	*	-	-	-
1950	*	339	*	*	312	*	27	5	*
1951	*	312	*	*	307	*	5	8	*
1952	*	318	*	*	303	*	15	8	*
1953	*	323	*	*	315	*	8	31	*
1954	*	348	*	*	317	*	31	16	*
1955	*	395	*	*	379	*	16	20	*
1956	*	417	*	*	397	*	20	17	*
1957	*	401	*	*	384	*	17	17	*
1958	441	433	8	*	401	*	40	32	8
1959	405	405	-	*	366	*	39	39	-
1960	465	462	3	*	431	*	34	34	-
1961	467	453	14	*	419	*	48	36	12
1962	477	466	11	*	428	*	49	40	9
1963	460	449	11	*	410	*	50	42	8
1964	471	468	3	*	415	*	56	55	1
1965	483	479	4	*	429	*	54	53	1
1966	507	501	6	*	453	*	54	50	4
1967	541	531	10	*	483	*	58	58	4
1968	528	521	7	*	479	*	49	48	1
1969	558	551	7	*	509	*	49	45	7
1970	576	566	10	*	517	*	59	52	7
1971	585	571	14	*	521	*	64	60	4
1972	556	549	7	*	497	*	59	56	3
1973	558	533	25	*	495	*	63	52	11
1974	550	500	50	*	485	*	65	55	10
1975	570	530	40	*	511	*	59	52	7
1976	601	556	45	*	536	*	65	50	15
1977	625	596	29	*	570	*	55	46	9
1978	680	650	30	*	631	*	49	45	4
1979	701	666	35	*	648	*	53	47	6
1980	725	690	35	*	661	*	64	54	10
1981	766	732	34	*	700	*	66	60	6
1982	762	745	17	*	691	*	71	68	3
1983	801	761	40	*	718	*	83	65	18
1984	778	750	28	*	691	*	87	65	6
1985	797	763	34	*	696	*	101	97	4
1986	862	813	49	*	740	*	122	109	13
1987	841	805	36	*	725	*	116	112	4
1988	869	829	40	*	761	*	108	105	3
1989	863	841	22	*	755	*	108	105	3
1990	854	827	27	*	754	*	100	98	2
1991	858	833	25	*	768	*	90	86	4
1992	875	849	26	*	780	*	95	93	2
1993	807	777	30	*	705	*	102	98	4
1994	792	757	35	*	686	*	106	101	5

* - COMPLETE DATA ON PART-TIME STUDENTS NOT AVAILABLE
ALL FOOTNOTES WILL APPEAR AT THE END OF THE REPORT (SEE PAGE 183)



CREDIT COURSE ENROLLMENT, FALL 1948 THROUGH FALL 1994
COLLEGE OF HUMAN ECOLOGY

FALL T E R M	T O T A L E N R O L L M E N T		U N D E R G R A D U A T E		G R A D U A T E	
	TOTAL	FULL-TIME	TOTAL	FULL-TIME	TOTAL	FULL-TIME
1948	*	603	*	603	-	-
1949	*	612	*	612	-	-
1950	*	704	*	619	*	85
1951	*	702	*	627	*	75
1952	*	709	*	629	*	80
1953	*	677	*	603	*	74
1954	*	716	*	622	*	94
1955	*	731	*	633	*	98
1956	*	724	*	625	*	99
1957	*	731	*	634	*	97
1958	768	768	645	645	123	123
1959	791	791	675	675	116	116
1960	793	793	684	684	109	109
1961	818	818	711	711	107	107
1962	831	831	707	707	124	124
1963	860	860	721	721	139	139
1964	865	865	730	730	135	135
1965	918	918	780	780	138	138
1966	948	948	802	802	146	146
1967	993	993	835	835	158	158
1968	1052	1052	886	886	166	166
1969	1126	1126	958	958	168	168
1970	1229	1229	1036	1036	193	193
1971	1288	1288	1092	1092	196	196
1972	1312	1312	1099	1099	213	213
1973	1354	1354	1146	1146	208	208
1974	1372	1372	1150	1150	222	222
1975	1348	1348	1126	1126	222	222
1976	1318	1318	1104	1104	214	214
1977	1325	1325	1125	1125	200	200
1978	1334	1334	1132	1132	202	202
1979	1418	1418	1174	1174	244	244
1980	1432	1432	1207	1207	225	225
1981	1377	1377	1178	1178	199	199
1982	1383	1383	1183	1183	200	200
1983	1352	1352	1165	1165	187	187
1984	1337	1337	1161	1161	176	176
1985	1412	1412	1215	1215	197	197
1986	1421	1421	1241	1241	180	180
1987	1461	1461	1263	1263	198	198
1988	1471	1471	1286	1286	185	185
1989	1529	1529	1296	1296	233	233
1990	1517	1517	1281	1281	236	236
1991	1481	1481	1252	1252	229	229
1992	1486	1486	1279	1279	207	207
1993	1518	1518	1300	1300	218	218
1994	1541	1541	1311	1311	230	230

* - COMPLETE DATA ON PART-TIME STUDENTS NOT AVAILABLE
ALL FOOTNOTES WILL APPEAR AT THE END OF THE REPORT (SEE PAGE 183)



CREDIT COURSE ENROLLMENT, FALL 1948 THROUGH FALL 1994
 SCHOOL OF INDUSTRIAL + LABOR RELATIONS

F A L L T E R M	T O T A L E N R O L L M E N T		U N D E R G R A D U A T E		G R A D U A T E	
	TOTAL	FULL-TIME	TOTAL	FULL-TIME	TOTAL	FULL-TIME
		PART-TIME		PART-TIME		PART-TIME
1948	•	299	•	299	-	-
1949	•	300	•	300	-	-
1950	•	380	•	302	•	78
1951	•	402	•	333	•	69
1952	•	395	•	335	•	60
1953	•	394	•	327	•	67
1954	•	372	•	303	•	69
1955	•	354	•	291	•	63
1956	•	369	•	306	•	63
1957	•	373	•	309	•	64
1958	•	374	•	307	•	67
1959	347	347	307	307	67	67
1960	398	398	283	283	64	64
1961	428	428	332	332	66	66
1962	473	473	360	360	68	68
1963	478	478	397	397	76	76
1964	454	454	407	407	71	71
1965	494	494	395	395	59	59
1966	502	502	420	420	74	74
1967	484	484	422	422	80	80
			408	408	76	76
1968	501	501	425	425	76	76
1969	499	499	430	430	69	69
1970	551	551	462	462	89	89
1971	605	605	520	520	85	85
1972	663	663	567	567	96	96
1973	699	699	593	593	106	106
1974	700	700	603	603	97	97
1975	1210	695	1107	592	103	103
1976	1298	715	1193	610	105	105
1977	1540	686	1399	583	141	103
1978	1945	715	1811	612	134	31
1979	2111	749	1966	633	145	29
1980	2254	725	2110	619	144	38
1981	1934	697	1800	601	134	38
1982	1759	735	1615	635	144	44
1983	2118	730	1975	632	144	44
1984	2006	740	1862	641	144	45
1985	2170	765	2015	660	155	50
1986	2116	738	1962	637	154	53
1987	2467	752	2298	644	169	61
			2105	684	160	47
1988	2043	761	1868	646	175	60
1989	2748	744	2567	628	181	65
1990	3219	777	3029	650	190	63
1991	2055	782	1849	643	206	67
1992	2596	778	2388	634	208	64
1993	3085	757	2889	617	196	56
1994	2265	804	2105	684	120	47
			1461	684	160	47
			1282	646	175	60
			2004	628	181	65
			2442	650	190	63
			1273	643	206	67
			1818	634	208	64
			2328	617	196	56
			1461	684	120	47
			1282	646	175	60
			2004	628	181	65
			2442	650	190	63
			1273	643	206	67
			1818	634	208	64
			2328	617	196	56
			1461	684	120	47

• - COMPLETE DATA ON PART-TIME STUDENTS NOT AVAILABLE
 ALL FOOTNOTES WILL APPEAR AT THE END OF THE REPORT (SEE PAGE 183)



CREDIT COURSE ENROLLMENT, FALL 1948 THROUGH FALL 1994
COLLEGE OF VETERINARY MEDICINE

F A L L T E R M	G R A D U A T E		
	TOTAL	FULL-TIME	PART-TIME
1948	*	187	*
1949	*	191	*
1950	*	212	*
1951	*	212	*
1952	*	216	*
1953	*	215	*
1954	*	209	*
1955	*	202	*
1956	*	214	*
1957	*	218	*
1958	241	241	-
1959	255	237	18
1960	262	244	18
1961	248	234	14
1962	265	264	1
1963	271	270	1
1964	287	287	-
1965	295	295	-
1966	299	299	-
1967	306	306	-
1968	294	294	-
1969	295	295	-
1970	312	312	-
1971	303	303	-
1972	298	298	-
1973	302	299	3
1974	310	310	-
1975	331	331	-
1976	338	337	1
1977	362	362	-
1978	378	378	-
1979	384	384	-
1980	383	383	-
1981	387	387	-
1982	375	375	-
1983	384	384	-
1984	405	405	-
1985	426	426	-
1986	410	410	-
1987	418	418	-
1988	421	421	-
1989	428	428	-
1990	425	425	-
1991	420	420	-
1992	418	418	-
1993	422	422	-
1994	417	417	-

* - COMPLETE DATA ON PART-TIME STUDENTS NOT AVAILABLE
ALL FOOTNOTES WILL APPEAR AT THE END OF THE REPORT (SEE PAGE 183)

93

92



CREDIT COURSE ENROLLMENT, FALL 1948 THROUGH FALL 1994
COLLEGES OF TECHNOLOGY/AGRIC.

F A L L T E R M	U N D E R G R A D U A T E		
	TOTAL	FULL-TIME	PART-TIME
1948	*	3068	*
1949	*	3176	*
1950	*	3411	*
1951	*	3035	*
1952	*	3185	*
1953	*	3542	*
1954	*	3905	*
1955	*	4148	*
1956	*	4186	*
1957	*	4377	*
1958		5035	126
1959		5280	39
1960		5658	73
1961		5911	231
1962		7145	1247
1963		8569	2077
1964		10505	2684
1965		12807	3847
1966		13842	4059
1967		17746	6300
1968		18363	5423
1969		20065	5568
1970		23234	6613
1971		25353	7565
1972		26323	8045
1973		26734	7146
1974		27998	7282
1975		29429	8332
1976		28331	8194
1977		28306	8201
1978		28800	8429
1979		28754	8074
1980		29276	8574
1981		28644	8254
1982		28642	8534
1983		27942	8060
1984		27327	8496
1985		26162	7522
1986		25957	8027
1987		25668	7522
1988		25447	18196
1989		25781	7112
1990		25780	7570
1991		23842	6333
1992		23124	5619
1993		21559	5048
1994		.223	4675

94 * - COMPLETE DATA ON PART-TIME STUDENTS NOT AVAILABLE
ALL FOOTNOTES WILL APPEAR AT THE END OF THE REPORT (SEE PAGE 183)

CREDIT COURSE ENROLLMENT, FALL 1948 THROUGH FALL 1994
SUNY COLLEGE OF TECHNOLOGY AT ALFRED

F A L L T E R M	U N D E R G R A D U A T E		
	TOTAL	FULL-TIME	PART-TIME
1948	*	761	*
1949	*	779	*
1950	*	739	*
1951	*	703	*
1952	*	809	*
1953	*	918	*
1954	*	1135	*
1955	*	1170	*
1956	*	1215	*
1957	*	1161	*
1958	1419	1308	111
1959	1378	1352	26
1960	1419	1375	44
1961	1497	1401	96
1962	1509	1368	141
1963	1648	1494	154
1964	1903	1724	179
1965	2151	1936	215
1966	2218	1844	374
1967	2751	2314	437
1968	2982	2699	283
1969	3001	2823	178
1970	3811	3354	457
1971	3889	3657	232
1972	3942	3636	306
1973	4057	3759	298
1974	4200	3941	259
1975	4386	4086	300
1976	4256	4058	198
1977	4138	3979	159
1978	4078	3960	118
1979	4226	4158	68
1980	4265	4144	121
1981	4284	4112	172
1982	4173	3987	186
1983	4156	3983	173
1984	3837	3667	170
1985	3803	3544	259
1986	3600	3371	229
1987	3621	3373	248
1988	3775	3523	252
1989	3790	3492	298
1990	3719	3401	318
1991	3508	3254	254
1992	3518	3329	189
1993	3391	3213	178
1994	3493	3264	229

96

* - COMPLETE DATA ON PART-TIME STUDENTS NOT AVAILABLE
ALL FOOTNOTES WILL APPEAR AT THE END OF THE REPORT (SEE PAGE 183)



CREDIT COURSE ENROLLMENT, FALL 1948 THROUGH FALL 1994
SUNY COLLEGE OF TECHNOLOGY AT CANTON

F A L L T E R M	U N D E R G R A D U A T E		
	TOTAL	FULL-TIME	PART-TIME
1948	*	351	*
1949	*	369	*
1950	*	405	*
1951	*	344	*
1952	*	345	*
1953	*	366	*
1954	*	402	*
1955	*	451	*
1956	*	467	*
1957	*	477	*
1958	527	527	-
1959	530	530	-
1960	586	583	3
1961	675	601	74
1962	636	618	18
1963	752	689	63
1964	886	831	55
1965	964	937	27
1966	1081	1025	56
1967	1371	1251	120
1968	1539	1413	126
1969	1936	1705	231
1970	2049	1832	217
1971	2282	1968	314
1972	2253	1962	291
1973	2351	2045	306
1974	2625	2296	329
1975	2834	2402	432
1976	2581	2252	329
1977	2614	2268	346
1978	2565	2250	315
1979	2605	2299	306
1980	2593	2290	303
1981	2704	2398	306
1982	2617	2219	398
1983	2508	2240	268
1984	2326	2054	272
1985	2234	1953	281
1986	2204	1807	397
1987	2175	1764	411
1988	2326	1775	551
1989	2436	1965	471
1990	2662	2108	554
1991	2298	1891	407
1992	2278	1903	375
1993	2239	1893	346
1994	2081	1783	298

* - COMPLETE DATA ON PART-TIME STUDENTS NOT AVAILABLE
ALL FOOTNOTES WILL APPEAR AT THE END OF THE REPORT (SEE PAGE 183)

CREDIT COURSE ENROLLMENT, FALL 1948 THROUGH FALL 1994
SUNY COLLEGE OF TECH. AND AGRIC. AT COBLESKILL

F A L L T E R M	U N D E R G R A D U A T E		
	TOTAL	FULL-TIME	PART-TIME
1948	*	315	*
1949	*	285	*
1950	*	310	*
1951	*	239	*
1952	*	208	*
1953	*	237	*
1954	*	300	*
1955	*	344	*
1956	*	348	*
1957	*	374	*
1958	*	458	8
1959	466	539	6
1960	545	594	10
1961	604	648	6
1962	654	740	10
1963	750	872	43
1964	915	1024	72
1965	1096	1072	126
1966	1198	1276	67
1967	1343	1384	235
1968	1619		238
1969	1763	1525	92
1970	1738	1646	130
1971	2004	1874	105
1972	2164	2059	116
1973	2454	2338	132
1974	2594	2462	129
1975	2659	2530	161
1976	2761	2600	152
1977	2608	2456	142
1978	2683	2541	159
1979	2693	2534	175
1980	2734	2559	150
1981	2692	2542	169
1982	2667	2498	170
1983	2931	2761	132
1984	2774	2642	113
1985	2734	2621	155
1986	2706	2551	206
1987	2808	2602	198
1988	2905	2707	234
1989	2729	2495	201
1990	2769	2568	185
1991	2630	2445	164
1992	2573	2409	202
1993	2807	2605	177
1994	2897	2520	240
	2597	2357	

* - COMPLETE DATA ON PART-TIME STUDENTS NOT AVAILABLE
ALL FOOTNOTES WILL APPEAR AT THE END OF THE REPORT (SEE PAGE 183)



CREDIT COURSE ENROLLMENT, FALL 1948 THROUGH FALL 1994
SUNY COLLEGE OF TECHNOLOGY AT DELHI

F A L L T E R M	U N D E R G R A D U A T E		
	TOTAL	FULL-TIME	PART-TIME
1948	*	213	*
1949	*	280	*
1950	*	277	*
1951	*	218	*
1952	*	224	*
1953	*	233	*
1954	*	232	*
1955	*	239	*
1956	*	247	*
1957	*	317	*
1958	421	419	2
1959	519	516	3
1960	574	571	3
1961	521	518	3
1962	608	604	4
1963	698	685	13
1964	1010	1001	9
1965	1143	1125	18
1966	1358	1250	108
1967	1398	1261	137
1968	1598	1486	112
1969	1830	1709	121
1970	2233	2076	157
1971	2443	2287	156
1972	2336	2223	113
1973	2490	2319	171
1974	2583	2283	300
1975	2755	2559	196
1976	2714	2525	189
1977	2825	2619	206
1978	2652	2442	210
1979	2586	2389	197
1980	2713	2474	239
1981	2607	2361	246
1982	2448	2229	219
1983	2274	2070	204
1984	2389	2146	243
1985	2378	2156	222
1986	2376	2110	266
1987	2466	2204	262
1988	2453	2234	219
1989	2415	2186	229
1990	2374	2170	204
1991	2330	2143	187
1992	2286	2139	147
1993	2227	2088	139
1994	2184	2041	143

103 - COMPLETE DATA ON PART-TIME STUDENTS NOT AVAILABLE
ALL FOOTNOTES WILL APPEAR AT THE END OF THE REPORT (SEE PAGE 183)

CREDIT COURSE ENROLLMENT, FALL 1948 THROUGH FALL 1994
SUNY COLLEGE OF TECHNOLOGY AT FARMINGDALE

F A L L T E R M	U N D E R G R A D U A T E		
	TOTAL	FULL-TIME	PART-TIME
1948	*	971	*
1949	*	945	*
1950	*	1101	*
1951	*	1084	*
1952	*	1093	*
1953	*	1238	*
1954	*	1308	*
1955	*	1412	*
1956	*	1375	*
1957	*	1464	*
1958	*	1554	5
1959	1559	1647	4
1960	1678	1666	12
1961	1729	1677	52
1962	2818	1755	1063
1963	3671	1875	1796
1964	4499	2195	2304
1965	6043	2633	3410
1966	6388	3015	3373
1967	9041	3714	5327
1968	8543	3933	4610
1969	9599	4772	4827
1970	10661	5263	5398
1971	11815	5319	6496
1972	12572	5645	6927
1973	12276	6464	5812
1974	12971	7040	5931
1975	13642	6793	6849
1976	13269	6209	7060
1977	13049	6018	7031
1978	13822	6520	7302
1979	13591	6631	6960
1980	13834	6445	7389
1981	13264	6254	7010
1982	13427	6252	7175
1983	13105	6258	6847
1984	12987	5795	7192
1985	11975	5902	6073
1986	11747	5444	6303
1987	11244	5447	5797
1988	10802	5388	5414
1989	10880	5602	5278
1990	11106	5400	5706
1991	9684	4959	4725
1992	8800	4622	4178
1993	7730	4022	3708
1994	6717	3479	3238

* - COMPLETE DATA ON PART-TIME STUDENTS NOT AVAILABLE
ALL FOOTNOTES WILL APPEAR AT THE END OF THE REPORT (SEE PAGE 183)

CREDIT COURSE ENROLLMENT, FALL 1948 THROUGH FALL 1994
SUNY COLLEGE OF TECH. AND AGRIC. AT MORRISVILLE

F A L L T E R M	U N D E R G R A D U A T E		
	TOTAL	FULL-TIME	PART-TIME
1948	*	457	*
1949	*	518	*
1950	*	579	*
1951	*	447	*
1952	*	506	*
1953	*	550	*
1954	*	528	*
1955	*	532	*
1956	*	534	*
1957	*	584	*
1958	643	643	-
1959	661	661	-
1960	797	796	1
1961	835	835	-
1962	824	813	11
1963	885	877	8
1964	1111	1046	65
1965	1308	1257	51
1966	1454	1373	81
1967	1566	1522	44
1968	1938	1884	54
1969	1961	1842	119
1970	2476	2222	254
1971	2760	2498	262
1972	2766	2474	292
1973	2966	2539	427
1974	2960	2626	334
1975	3051	2657	394
1976	2903	2637	266
1977	2997	2680	317
1978	2990	2665	325
1979	3012	2644	368
1980	3179	2807	372
1981	3118	2767	351
1982	3046	2660	386
1983	3125	2689	436
1984	3054	2548	506
1985	3066	2534	532
1986	3222	2596	626
1987	3257	2651	606
1988	3362	2781	581
1989	3491	2856	635
1990	3289	2686	603
1991	3449	2853	596
1992	3435	2907	528
1993	3275	2775	500
1994	3151	2624	527

* - COMPLETE DATA ON PART-TIME STUDENTS NOT AVAILABLE
ALL FOOTNOTES WILL APPEAR AT THE END OF THE REPORT (SEE PAGE 183)

CREDIT COURSE ENROLLMENT, FALL 1948 THROUGH FALL 1994
ALL COMMUNITY COLLEGES CURRENTLY UNDER THE PROGRAM OF
THE STATE UNIVERSITY OF NEW YORK

F A L L T E R M	T O T A L E N R O L L M E N T			U N D E R G R A D U A T E			G R A D U A T E		
	T O T A L	F U L L - T I M E	P A R T - T I M E	T O T A L	F U L L - T I M E	P A R T - T I M E	T O T A L	F U L L - T I M E	P A R T T I M E
1948	•	2014	•	•	2014	•	-	-	-
1949	•	2157	•	•	2157	•	-	-	-
1950	•	2409	•	•	2409	•	-	-	-
1951	•	2598	•	•	2598	•	-	-	-
1952	•	2836	•	•	2836	•	-	-	-
1953	•	2959	•	•	2959	•	-	-	-
1954	•	3349	•	•	3349	•	-	-	-
1955	•	4010	•	•	4010	•	-	-	-
1956	•	4422	•	•	4422	•	-	-	-
1957	•	4891	•	•	4891	•	-	-	-
1958	•	6079	•	5442	6079	5442	-	-	-
1959	•	6959	•	7059	6959	7059	-	-	-
1960	•	9395	•	9704	9395	9704	-	-	-
1961	•	11537	•	12911	11537	12911	-	-	-
1962	•	14531	•	16558	14531	16558	-	-	-
1963	•	18266	•	20956	18266	20956	-	-	-
1964	•	24138	•	29514	24138	29514	-	-	-
1965	•	29451	•	30716	29451	30716	-	-	-
1966	•	33067	•	33964	33067	33964	-	-	-
1967	•	39222	•	39702	39222	39702	-	-	-
1968	•	46678	•	45911	46678	45911	-	-	-
1969	•	54128	•	47429	54128	47429	-	-	-
1970	•	60235	•	49586	60235	49586	-	-	-
1971	•	65039	•	52818	65039	52818	-	-	-
1972	•	66562	•	55221	66562	55221	-	-	-
1973	•	69016	•	58749	69016	58749	-	-	-
1974	•	72457	•	63338	72457	63338	-	-	-
1975	•	83061	•	73554	83061	73554	-	-	-
1976	•	81316	•	70000	81316	70000	-	-	-
1977	•	81732	•	74364	81732	74364	-	-	-
1978	•	80764	•	79181	80764	79181	-	-	-
1979	•	83223	•	82285	83223	82285	-	-	-
1980	•	89625	•	84067	89625	84067	-	-	-
1981	•	92702	•	88889	92702	88889	-	-	-
1982	•	93906	•	88230	93906	88230	-	-	-
1983	•	95929	•	88919	95929	88919	-	-	-
1984	•	88302	•	87129	88302	87129	-	-	-
1985	•	83161	•	88528	83161	88528	-	-	-
1986	•	171689	•	169379	171689	169379	-	-	-
1987	•	170489	•	170420	170489	170420	-	-	-
1988	•	175461	•	175379	175461	175379	-	-	-
1989	•	183710	•	183642	183710	183642	-	-	-
1990	•	192651	•	192591	192651	192591	-	-	-
1991	•	196368	•	101093	196368	101071	-	-	-
1992	•	203052	•	103750	203052	103733	-	-	-
1993	•	201040	•	99500	200942	99450	-	-	-
1994	•	196376	•	99478	196311	96885	-	-	-
1995	•	196376	•	99478	196311	96885	-	-	-
1996	•	196376	•	99478	196311	96885	-	-	-
1997	•	196376	•	99478	196311	96885	-	-	-
1998	•	196376	•	99478	196311	96885	-	-	-
1999	•	196376	•	99478	196311	96885	-	-	-
2000	•	196376	•	99478	196311	96885	-	-	-
2001	•	196376	•	99478	196311	96885	-	-	-
2002	•	196376	•	99478	196311	96885	-	-	-
2003	•	196376	•	99478	196311	96885	-	-	-
2004	•	196376	•	99478	196311	96885	-	-	-
2005	•	196376	•	99478	196311	96885	-	-	-
2006	•	196376	•	99478	196311	96885	-	-	-
2007	•	196376	•	99478	196311	96885	-	-	-
2008	•	196376	•	99478	196311	96885	-	-	-
2009	•	196376	•	99478	196311	96885	-	-	-
2010	•	196376	•	99478	196311	96885	-	-	-
2011	•	196376	•	99478	196311	96885	-	-	-
2012	•	196376	•	99478	196311	96885	-	-	-
2013	•	196376	•	99478	196311	96885	-	-	-
2014	•	196376	•	99478	196311	96885	-	-	-

109

• - COMPLETE DATA ON PART-TIME STUDENTS NOT AVAILABLE
ALL FOOTNOTES WILL APPEAR AT THE END OF THE REPORT (SEE PAGE 183)



CREDIT COURSE ENROLLMENT, FALL 1948 THROUGH FALL 1994
ADIRONDACK COMMUNITY COLLEGE

F A L L T E R M	U N D E R G R A D U A T E		
	TOTAL	FULL-TIME	PART-TIME
1948	-	-	-
1949	-	-	-
1950	-	-	-
1951	-	-	-
1952	-	-	-
1953	-	-	-
1954	-	-	-
1955	-	-	-
1956	-	-	-
1957	-	-	-
1958	-	-	-
1959	-	-	-
1960	-	-	120
1961+	335	215	159
1962	462	303	188
1963	569	381	247
1964	874	627	325
1965	1147	822	273
1966	1074	801	273
1967	1315	937	378
1968	1329	918	411
1969	1352	895	457
1970	1262	855	407
1971	1385	1003	382
1972	1380	959	421
1973	1515	932	583
1974	1565	890	675
1975	3518	1025	2493
1976	1693	960	733
1977	2037	993	1044
1978	2212	1064	1148
1979	2405	1041	1364
1980	2770	1312	1458
1981	3112	1457	1655
1982	3019	1558	1461
1983	3134	1632	1502
1984	2878	1356	1522
1985	2687	1207	1480
1986	2783	1172	1611
1987	2812	1224	1588
1988	3096	1344	1752
1989	3267	1470	1797
1990	3378	1570	1808
1991	3554	1665	1889
1992	3791	1837	1954
1993	3689	1784	1905
1994	3475	1626	1849

+ INDICATES FIRST YEAR OF OPERATION
ALL FOOTNOTES WILL APPEAR AT THE END OF THE REPORT (SEE PAGE 183)



CREDIT COURSE ENROLLMENT, FALL 1948 THROUGH FALL 1994
BROOME COMMUNITY COLLEGE

F A L L T E R M	U N D E R G R A D U A T E		
	TOTAL	FULL-TIME	PART-TIME
1948	*	326	*
1949	*	332	*
1950	*	342	*
1951	*	298	*
1952	*	335	*
1953	*	305	*
1954	*	312	*
1955	*	377	*
1956	*	400	*
1957	*	525	*
1958	*	651	*
1959	1253	667	602
1960	1354	751	687
1961	1610	804	859
1962	1710	861	906
1963	1840	1006	979
1964	2057	1276	1051
1965	2758	1421	1482
1966	2940	1478	1519
1967	3148	1478	1670
	3411	1545	1866
1968	3715	1823	1892
1969	3952	2048	1904
1970	4192	2197	1995
1971	4444	2380	2064
1972	4483	2318	2165
1973	4364	2245	2119
1974	4287	2413	1874
1975	4753	2724	2029
1976	4634	2652	1982
1977	4686	2665	2021
1978	5206	2754	2452
1979	5546	2916	2630
1980	6267	3386	2881
1981	6865	3652	3213
1982	6833	3673	3160
1983	7132	4052	3080
1984	6475	3687	2788
1985	6148	3104	3044
1986	6178	3323	2855
1987	5994	3108	2886
1988	5815	2988	2827
1989	6312	3241	3071
1990	6433	3490	2943
1991	6632	3593	3039
1992	6699	3877	2822
1993	6275	3736	2539
1994	5986	3565	2421

* - COMPLETE DATA ON PART-TIME STUDENTS NOT AVAILABLE
ALL FOOTNOTES WILL APPEAR AT THE END OF THE REPORT (SEE PAGE 183)

CREDIT COURSE ENROLLMENT, FALL 1948 THROUGH FALL 1994
CAYUGA COUNTY COMMUNITY COLLEGE

F A L L T E R M	U N D E R G R A D U A T E	
	TOTAL	PART-TIME
1948	-	-
1949	-	-
1950	-	-
1951	-	-
1952	-	-
1953+	*	*
1954	*	69
1955	*	98
1956	*	167
1957	*	219
1958	*	232
1959	522	275
1960	700	385
1961	961	503
1962	1266	616
1963	1287	679
1964	1344	659
1965	1923	919
1966	2732	1149
1967	2836	1254
	2732	1337
1968	2917	1442
1969	2935	1560
1970	2914	1815
1971	3002	1874
1972	2749	1691
1973	2856	1617
1974	3031	1577
1975	3306	1704
1976	2735	1559
1977	2829	1513
1978	2871	1411
1979	3056	1346
1980	3057	1444
1981	3261	1488
1982	3466	1617
1983	3412	1627
1984	3053	1476
1985	2746	1370
1986	2670	1307
1987	2615	1266
1988	2683	1326
1989	2689	1325
1990	2904	1403
1991	2715	1325
1992	2898	1367
1993	2696	1310
1994	2823	1379
		1444
		1357
		1364
		1501
		1390
		1531
		1386
		1477

* - COMPLETE DATA ON PART-TIME STUDENTS NOT AVAILABLE
+ - INDICATES FIRST YEAR OF OPERATION
ALL FOOTNOTES WILL APPEAR AT THE END OF THE REPORT (SEE PAGE 183)



CREDIT COURSE ENROLLMENT, FALL 1948 THROUGH FALL 1994
CLINTON COMMUNITY COLLEGE

F A L L T E R M	U N D E R G R A D U A T E		
	TOTAL	FULL-TIME	PART-TIME
1948	-	-	-
1949	-	-	-
1950	-	-	-
1951	-	-	-
1952	-	-	-
1953	-	-	-
1954	-	-	-
1955	-	-	-
1956	-	-	-
1957	-	-	-
1958	-	-	-
1959	-	-	-
1960	-	-	-
1961	-	-	-
1962	-	-	-
1963	-	-	-
1964	-	-	-
1965	-	-	-
1966	-	-	-
1967	-	-	-
1968	-	-	-
1969+	262	186	76
1970	522	379	143
1971	765	462	303
1972	740	408	332
1973	924	442	482
1974	1001	433	568
1975	1276	659	617
1976	1303	665	638
1977	1400	696	704
1978	1501	754	747
1979	1432	766	666
1980	1510	780	730
1981	1513	752	761
1982	1404	744	660
1983	1618	765	853
1984	1586	752	834
1985	1553	772	781
1986	1649	794	855
1987	1739	798	941
1988	1812	857	955
1989	2020	944	1076
1990	2144	1089	1055
1991	2092	1138	954
1992	2187	1188	999
1993	2174	1158	1016
1994	2104	1183	921

+ - INDICATES FIRST YEAR OF OPERATION
ALL FOOTNOTES WILL APPEAR AT THE END OF THE REPORT (SEE PAGE 183)

CREDIT COURSE ENROLLMENT, FALL 1948 THROUGH FALL 1994
COLUMBIA-GREENE COMMUNITY COLLEGE

F A L L T E R M	U N D E R G R A D U A T E	
	TOTAL	PART-TIME
1948	-	-
1949	-	-
1950	-	-
1951	-	-
1952	-	-
1953	-	-
1954	-	-
1955	-	-
1956	-	-
1957	-	-
1958	-	-
1959	-	-
1960	-	-
1961	-	-
1962	-	-
1963	-	-
1964	-	-
1965	-	-
1966	-	-
1967	-	-
1968	-	176
1969+	334	158
1970	500	318
1971	506	270
1972	454	226
1973	512	242
1974	766	312
1975	1022	552
1976	1142	627
1977	1218	647
1978	1214	594
1979	1200	560
1980	1234	651
1981	1300	664
1982	1423	733
1983	1416	677
1984	1356	618
1985	1369	595
1986	1488	604
1987	1514	664
1988	1613	716
1989	1585	772
1990	1696	800
1991	1663	811
1992	1778	919
1993	1677	895
1994	1711	902

+ - INDICATES FIRST YEAR OF OPERATION
ALL FOOTNOTES WILL APPEAR AT THE END OF THE REPORT (SEE PAGE 183)

CREDIT COURSE ENROLLMENT, FALL 1948 THROUGH FALL 1994
COMMUNITY COLLEGE OF THE FINGER LAKES

F A L L T E R M	U N D E R G R A D U A T E		
	TOTAL	FULL-TIME	PART-TIME
1948	-	-	-
1949	-	-	-
1950	-	-	-
1951	-	-	-
1952	-	-	-
1953	-	-	-
1954	-	-	-
1955	-	-	-
1956	-	-	-
1957	-	-	-
1958	-	-	-
1959	-	-	-
1960	-	-	-
1961	-	-	-
1962	-	-	-
1963	-	-	-
1964	-	-	-
1965	-	-	-
1966	-	-	-
1967	-	-	-
1968+	612	317	295
1969	857	658	199
1970	1119	690	429
1971	1330	753	577
1972	1288	720	568
1973	1557	711	846
1974	1796	782	1014
1975	2170	1129	1041
1976	2342	1195	1147
1977	2330	1175	1155
1978	2446	1165	1281
1979	2532	1174	1358
1980	2869	1438	1431
1981	2965	1441	1524
1982	3070	1494	1576
1983	3353	1676	1677
1984	2952	1496	1456
1985	3111	1470	1641
1986	3214	1518	1696
1987	3289	1584	1705
1988	3355	1674	1681
1989	3669	1798	1871
1990	3866	2012	1854
1991	3820	2020	1800
1992	4002	2189	1813
1993	4028	2129	1899
1994	4075	2181	1894

+ . INDICATES FIRST YEAR OF OPERATION
ALL FOOTNOTES WILL APPEAR AT THE END OF THE REPORT (SEE PAGE 183)

CREDIT COURSE ENROLLMENT, FALL 1948 THROUGH FALL 1994
 CORNING COMMUNITY COLLEGE

F A L L T E R M	U N D E R G R A D U A T E		
	TOTAL	FULL-TIME	PART-TIME
1948	-	-	-
1949	-	-	-
1950	-	-	-
1951	-	-	-
1952	-	-	-
1953	-	-	-
1954	-	-	-
1955	-	-	-
1956	-	-	-
1957	-	-	66
1958*	182	116	148
1959	386	238	228
1960	580	352	274
1961	705	431	386
1962	913	527	469
1963	1207	738	604
1964	1675	1071	1095
1965	2528	1433	1078
1966	2629	1551	968
1967	2699	1731	978
1968	2850	1872	899
1969	2960	2061	773
1970	2826	2053	746
1971	2778	2032	679
1972	2428	1749	757
1973	2422	1665	850
1974	2549	1699	749
1975	2849	2100	832
1976	2784	1952	1160
1977	3171	2011	1033
1978	2817	1784	1052
1979	2981	1929	1413
1980	3601	2188	1262
1981	3359	2097	1198
1982	3433	2235	1031
1983	3413	2382	1077
1984	3136	2059	1112
1985	2966	1854	1250
1986	2954	1704	1398
1987	3064	1666	1524
1988	3229	1705	1741
1989	3564	1823	1826
1990	3634	1868	2030
1991	3800	1770	2221
1992	3938	1717	2483
1993	4750	2267	2077
1994	4184	2107	2077

* - INDICATES FIRST YEAR OF OPERATION
 ALL FOOTNOTES WILL APPEAR AT THE END OF THE REPORT (SEE PAGE 183)



CREDIT COURSE ENROLLMENT, FALL 1948 THROUGH FALL 1994
DUTCHESS COMMUNITY COLLEGE

F A L L T E R M	U N D E R G R A D U A T E		
	TOTAL	FULL-TIME	PART-TIME
1948	-	-	-
1949	-	-	-
1950	-	-	-
1951	-	-	-
1952	-	-	-
1953	-	-	-
1954	-	-	-
1955	-	-	-
1956	-	-	-
1957	-	-	-
1958*	628	241	387
1959	1059	436	623
1960	1439	651	788
1961	1639	830	809
1962	1738	841	897
1963	2063	1078	985
1964	2757	1486	1271
1965	3164	1614	1550
1966	3383	1797	1586
1967	3538	1815	1723
1968	3775	1908	1867
1969	4276	2056	2220
1970	4405	2042	2363
1971	4200	2077	2123
1972	4300	2082	2218
1973	4682	2232	2450
1974	4857	2341	2516
1975	5423	2570	2853
1976	5700	2843	2857
1977	5975	2959	3016
1978	5995	2733	3262
1979	6396	2895	3501
1980	6673	3132	3541
1981	7207	3346	3861
1982	7205	3314	3891
1983	7456	3333	4123
1984	7084	3074	4010
1985	6591	2825	3766
1986	6336	2627	3709
1987	5953	2388	3565
1988	6417	2554	3863
1989	6747	2816	3931
1990	7076	2845	4231
1991	7509	3071	4438
1992	7573	3189	4384
1993	7029	3125	3904
1994	6693	2881	3812

* - INDICATES FIRST YEAR OF OPERATION
ALL FOOTNOTES WILL APPEAR AT THE END OF THE REPORT (SEE PAGE 183)



CREDIT COURSE ENROLLMENT, FALL 1948 THROUGH FALL 1994
 ERIE COMMUNITY COLLEGE

F A L L T E R M	U N D E R G R A D U A T E		
	TOTAL	FULL-TIME	PART-TIME
1948	750	750	-
1949	*	784	*
1950	*	776	*
1951	*	729	*
1952	*	791	*
1953	*	791	*
1954	*	790	*
1955	*	790	*
1956	*	917	*
1957	*	979	*
1958	1189	1130	59
1959	1243	1190	53
1960	1474	1407	67
1961	1630	1581	49
1962	1886	1850	36
1963	1913	1874	39
1964	1969	1949	20
1965	2253	2126	127
1966	2259	2105	154
1967	4158	2248	1910
1968	6515	2524	3991
1969	6189	3017	3172
1970	6234	3477	2757
1971	7552	4217	3335
1972	8443	4557	3886
1973	8256	4566	3690
1974	9749	5687	4062
1975	11105	6162	4943
1976	9508	5415	4093
1977	10296	5817	4479
1978	11388	6259	5129
1979	11919	6596	5323
1980	12649	6971	5678
1981	13011	7511	5500
1982	13086	7661	5425
1983	13488	8194	5294
1984	11094	5879	5215
1985	11889	5437	6452
1986	11478	5012	6466
1987	11935	5071	6864
1988	12569	7196	5373
1989	12993	7471	5522
1990	13803	7795	6008
1991	14333	8102	6231
1992	14710	7999	6711
1993	13889	8141	5748
1994	13755	8005	5750

* - COMPLETE DATA ON PART-TIME STUDENTS NOT AVAILABLE
 ALL FOOTNOTES WILL APPEAR AT THE END OF THE REPORT (SEE PAGE 183)



CREDIT COURSE ENROLLMENT, FALL 1948 THROUGH FALL 1994
FASHION INSTITUTE OF TECHNOLOGY

F A L L T E R M	T O T A L E N R O L L M E N T		U N D E R G R A D U A T E		G R A D U A T E	
	TOTAL	FULL-TIME	PART-TIME	TOTAL	FULL-TIME	PART-TIME
1948	-	-	-	-	-	-
1949	-	-	-	-	-	-
1950	-	-	-	-	-	-
1951*	•	353	•	•	•	•
1952	•	368	•	•	•	•
1953	•	411	•	•	•	•
1954	•	422	•	•	•	•
1955	•	466	•	•	•	•
1956	•	461	•	•	•	•
1957	•	466	•	•	•	•
1958	•	1790	•	1790	•	1186
1959	•	2280	•	2280	•	1395
1960	•	2953	•	2953	•	1795
1961	•	3169	•	3169	•	1994
1962	•	3515	•	3515	•	2257
1963	•	3835	•	3835	•	2499
1964	•	4148	•	4148	•	2635
1965	•	4509	•	4509	•	2954
1966	•	4944	•	4944	•	3242
1967	•	5220	•	5220	•	3495
1968	•	5480	•	5480	•	3713
1969	•	5224	•	5224	•	3294
1970	•	5207	•	5207	•	3222
1971	•	5020	•	5020	•	3140
1972	•	5389	•	5389	•	3213
1973	•	5743	•	5743	•	3511
1974	•	5895	•	5895	•	3558
1975	•	6575	•	6575	•	3912
1976	•	7625	•	7625	•	4712
1977	•	8444	•	8444	•	5336
1978	•	9394	•	9394	•	6007
1979	•	9772	•	9772	•	6304
1980	•	9819	•	9819	•	6256
1981	•	9522	•	9522	•	5915
1982	•	9704	•	9704	•	5985
1983	•	10122	•	10122	•	6192
1984	•	10732	•	10732	•	6850
1985	•	11082	•	11058	•	7067
1986	•	11774	•	11723	•	7756
1987	•	11791	•	11722	•	7705
1988	•	11944	•	11862	•	7695
1989	•	11798	•	11730	•	7434
1990	•	12100	•	12040	•	7728
1991	•	12169	•	12091	•	7919
1992	•	12121	•	12051	•	7926
1993	•	12364	•	12266	•	7524
1994	•	12708	•	12643	•	7584
				5059		65
						82
						68
						60
						78
						70
						53
						48
						52
						63
						49
						42
						56
						17
						48
						51
						10
						18
						19
						19
						18
						22
						56
						17
						53
						48
						50
						13

* - COMPLETE DATA ON PART-TIME STUDENTS NOT AVAILABLE
 † - INDICATES FIRST YEAR OF OPERATION
 ALL FOOTNOTES WILL APPEAR AT THE END OF THE REPORT (SEE PAGE 183)



CREDIT COURSE ENROLLMENT, FALL 1948 THROUGH FALL 1994
 FULTON-MONTGOMERY COMMUNITY COLLEGE

F A L L T E R M	U N D E R G R A D U A T E		
	TOTAL	FULL-TIME	PART-TIME
1948	-	-	-
1949	-	-	-
1950	-	-	-
1951	-	-	-
1952	-	-	-
1953	-	-	-
1954	-	-	-
1955	-	-	-
1956	-	-	-
1957	-	-	-
1958	-	-	-
1959	-	-	-
1960	-	-	-
1961	-	-	-
1962	-	-	-
1963	-	-	-
1964*	642	335	307
1965	1038	667	371
1966	1066	779	287
1967	1150	920	230
1968	1489	1098	391
1969	1587	1221	366
1970	1390	1069	321
1971	1295	974	321
1972	1200	852	348
1973	1229	821	408
1974	1478	935	543
1975	1701	1093	608
1976	1642	1094	548
1977	1565	988	577
1978	1525	939	586
1979	1468	906	562
1980	1633	1038	595
1981	1830	1132	698
1982	1816	1108	708
1983	1884	1128	756
1984	1824	1062	762
1985	1746	1018	728
1986	1721	957	764
1987	1749	917	832
1988	1843	950	893
1989	1961	1016	945
1990	2001	1095	906
1991	1920	1055	865
1992	1950	1166	784
1993	1768	1075	693
1994	1694	992	702

* INDICATES FIRST YEAR OF OPERATION
 ALL FOOTNOTES WILL APPEAR AT THE END OF THE REPORT (SEE PAGE 183)



CREDIT COURSE ENROLLMENT, FALL 1948 THROUGH FALL 1994
GENESEE COMMUNITY COLLEGE

F A L L T E R M	U N D E R G R A D U A T E		
	TOTAL	FULL-TIME	PART-TIME
1948	-	-	-
1949	-	-	-
1950	-	-	-
1951	-	-	-
1952	-	-	-
1953	-	-	-
1954	-	-	-
1955	-	-	-
1956	-	-	-
1957	-	-	-
1958	-	-	-
1959	-	-	-
1960	-	-	-
1961	-	-	-
1962	-	-	-
1963	-	-	-
1964	-	-	-
1965	-	-	-
1966	-	-	-
1967*	625	378	247
1968	1169	871	298
1969	1559	1135	424
1970	1710	1306	404
1971	1720	1413	307
1972	1873	1417	456
1973	1939	1464	475
1974	2186	1379	807
1975	2595	1716	879
1976	2420	1554	866
1977	2093	1241	852
1978	1882	1062	820
1979	2069	1187	882
1980	2313	1343	970
1981	2338	1365	973
1982	2423	1467	956
1983	2550	1629	921
1984	2636	1674	962
1985	2577	1430	1097
1986	2569	1573	996
1987	2803	1688	1115
1988	2955	1788	1167
1989	3061	1816	1245
1990	3572	1839	1733
1991	3677	2054	1623
1992	4214	2169	2045
1993	4435	2352	2083
1994	4521	2340	2181

* . INDICATES FIRST YEAR OF OPERATION
ALL FOOTNOTES WILL APPEAR AT THE END OF THE REPORT (SEE PAGE 183)

CREDIT COURSE ENROLLMENT, FALL 1948 THROUGH FALL 1994
HERKIMER COUNTY COMMUNITY COLLEGE

F A L L T E R M	U N D E R G R A D U A T E	
	TOTAL	PART-TIME
1948	-	-
1949	-	-
1950	-	-
1951	-	-
1952	-	-
1953	-	-
1954	-	-
1955	-	-
1956	-	-
1957	-	-
1958	-	-
1959	-	-
1960	-	-
1961	-	-
1962	-	-
1963	-	-
1964	-	-
1965	-	-
1966	-	-
1967+	322	101
1968	557	81
1969	687	104
1970	786	176
1971	1091	207
1972	1172	884
1973	1227	979
1974	1211	970
1975	1439	949
1976	1666	1115
1977	1747	1369
1978	1855	1414
1979	2059	1414
1980	2199	1616
1981	2120	1689
1982	2255	1566
1983	2140	1622
1984	2011	1584
1985	1989	1563
1986	2018	1528
1987	2027	1480
1988	2219	1506
1989	2451	1600
1990	2412	1788
1991	2320	1819
1992	2387	1742
1993	2577	1824
1994	2542	2049
		1982
		619
		663
		593
		578
		563
		528
		560

+ - INDICATES FIRST YEAR OF OPERATION
ALL FOOTNOTES WILL APPEAR AT THE END OF THE REPORT (SEE PAGE 183)

CREDIT COURSE ENROLLMENT, FALL 1948 THROUGH FALL 1994
HUDSON VALLEY COMMUNITY COLLEGE

F A L L T E R M	U N D E R G R A D U A T E	
	TOTAL	PART-TIME
1948	-	-
1949	-	-
1950	-	-
1951	-	-
1952	-	-
1953+	92	*
1954	328	*
1955	495	*
1956	568	*
1957	687	*
1958	748	22
1959	722	57
1960	875	85
1961	1390	244
1962	1741	334
1963	2301	733
1964	2964	784
1965	3409	935
1966	3556	897
1967	4955	1684
1968	5409	1665
1969	5402	1500
1970	5774	1613
1971	6075	2216
1972	6089	2311
1973	6327	1935
1974	6571	1859
1975	7006	2178
1976	7012	2362
1977	6932	2283
1978	6731	1987
1979	7085	2104
1980	7279	2249
1981	7815	2519
1982	7826	2567
1983	8441	2708
1984	8040	2708
1985	8147	3164
1986	7646	2864
1987	8103	3493
1988	8596	3564
1989	8959	3817
1990	9401	4265
1991	9568	4245
1992	10416	4846
1993	10150	4736
1994	9805	4570

138. - COMPLETE DATA ON PART-TIME STUDENTS NOT AVAILABLE + - INDICATES FIRST YEAR OF OPERATION
ALL FOOTNOTES WILL APPEAR AT THE END OF THE REPORT (SEE PAGE 183)



CREDIT COURSE ENROLLMENT, FALL 1948 THROUGH FALL 1994
 JAMESTOWN COMMUNITY COLLEGE

F A L L T E R M	U N D E R G R A D U A T E	
	TOTAL	PART-TIME
1948	-	-
1949	-	-
1950+	110	*
1951	68	*
1952	94	*
1953	77	*
1954	94	*
1955	132	*
1956	148	*
1957	205	*
1958	599	342
1959	740	410
1960	816	446
1961	881	556
1962	974	575
1963	916	480
1964	1138	592
1965	1397	732
1966	1368	677
1967	1357	656
1968	1497	655
1969	1816	675
1970	2265	950
1971	2566	977
1972	2532	990
1973	2771	1259
1974	2796	1369
1975	3267	1543
1976	3346	1552
1977	3397	1775
1978	3472	1943
1979	3622	2081
1980	3918	2116
1981	4119	2251
1982	4371	2472
1983	4138	2172
1984	3947	2189
1985	3806	2321
1986	3765	2025
1987	3636	1986
1988	4038	2282
1989	4229	2279
1990	4647	2532
1991	4423	2235
1992	4575	2254
1993	4228	1978
1994	4017	1906
1995	4038	2282
1996	4229	2279
1997	4647	2532
1998	4423	2235
1999	4575	2254
2000	4228	1978
2001	4017	1906

141

* - COMPLETE DATA ON PART-TIME STUDENTS NOT AVAILABLE
 ALL FOOTNOTES WILL APPEAR AT THE END OF THE REPORT (SEE PAGE 183)
 + - INDICATES FIRST YEAR OF OPERATION

140



CREDIT COURSE ENROLLMENT, FALL 1948 THROUGH FALL 1994
JEFFERSON COMMUNITY COLLEGE

F A L L T E R M	U N D E R G R A D U A T E		
	TOTAL	FULL-TIME	PART-TIME
1948	-	-	-
1949	-	-	-
1950	-	-	-
1951	-	-	-
1952	-	-	-
1953	-	-	-
1954	-	-	-
1955	-	-	-
1956	-	-	-
1957	-	-	-
1958	-	-	-
1959	-	-	-
1960	-	-	-
1961	-	-	-
1962	-	-	-
1963+	314	114	200
1964	482	359	123
1965	755	591	164
1966	876	631	245
1967	1042	744	298
1968	1195	831	364
1969	1435	966	469
1970	1470	1040	430
1971	1520	1068	452
1972	1452	993	459
1973	1289	831	458
1974	1364	857	507
1975	1524	991	533
1976	1520	930	590
1977	1466	840	626
1978	1478	850	628
1979	1578	870	708
1980	1751	1041	710
1981	1842	1065	777
1982	1805	1049	756
1983	1851	1107	744
1984	1750	1045	705
1985	1875	1044	831
1986	1870	948	922
1987	1883	897	986
1988	2194	1037	1157
1989	2375	1175	1200
1990	2482	1258	1224
1991	2746	1370	1376
1992	2915	1581	1334
1993	3333	1675	1658
1994	3038	1742	1296

+ - INDICATES FIRST YEAR OF OPERATION
ALL FOOTNOTES WILL APPEAR AT THE END OF THE REPORT (SEE PAGE 183)
95/576-67

CREDIT COURSE ENROLLMENT, FALL 1948 THROUGH FALL 1994
 MOHAWK VALLEY COMMUNITY COLLEGE

F A L L T E R M	U N D E R G R A D U A T E		
	TOTAL	FULL-TIME	PART-TIME
1948	•	536	•
1949	•	550	•
1950	•	527	•
1951	•	401	•
1952	•	439	•
1953	•	335	•
1954	•	281	•
1955	•	412	•
1956	•	517	•
1957	•	559	•
1958	•	1080	422
1959	•	1420	867
1960	•	1671	886
1961	•	2336	1272
1962	•	2671	1535
1963	•	2625	1469
1964	•	2240	1087
1965	•	2960	1631
1966	•	3337	1818
1967	•	3597	2117
1968	•	3307	1770
1969	•	3589	1867
1970	•	4386	2303
1971	•	4845	2568
1972	•	4603	2393
1973	•	5061	2665
1974	•	5580	3000
1975	•	6586	3455
1976	•	6449	3465
1977	•	7143	3928
1978	•	7549	4516
1979	•	7719	4573
1980	•	6611	2964
1981	•	7487	3493
1982	•	6788	2782
1983	•	6686	2545
1984	•	6359	2450
1985	•	6168	2409
1986	•	5988	2482
1987	•	5970	2467
1988	•	6147	2572
1989	•	6393	2685
1990	•	6470	2641
1991	•	6389	2738
1992	•	6273	2557
1993	•	6267	2337
1994	•	6033	2261

• - COMPLETE DATA ON PART-TIME STUDENTS NOT AVAILABLE
 ALL FOOTNOTES WILL APPEAR AT THE END OF THE REPORT (SEE PAGE 183)



CREDIT COURSE ENROLLMENT, FALL 1948 THROUGH FALL 1994
MONROE COMMUNITY COLLEGE

F A L L T E R M	U N D E R G R A D U A T E		
	TOTAL	FULL-TIME	PART-TIME
1948	-	-	-
1949	-	-	-
1950	-	-	-
1951	-	-	-
1952	-	-	-
1953	-	-	-
1954	-	-	-
1955	-	-	-
1956	-	-	-
1957	-	-	-
1958	-	-	-
1959	-	-	-
1960	-	-	-
1961	-	-	-
1962*	715	685	30
1963	1928	1401	527
1964	3063	2006	1057
1965	3512	2082	1430
1966	4205	2275	1930
1967	4838	2956	1882
1968	6366	3931	2435
1969	7565	4614	2951
1970	7977	4639	3338
1971	8280	4668	3612
1972	8943	4970	3973
1973	8965	4966	3999
1974	9263	4861	4402
1975	10306	5498	4808
1976	9739	5330	4409
1977	10029	5299	4730
1978	9842	4992	4850
1979	10219	5074	5145
1980	11056	5668	5388
1981	11266	5661	5605
1982	11138	5499	5639
1983	11908	6068	5840
1984	11479	5669	5810
1985	11686	5479	6207
1986	11866	5758	6108
1987	12284	6192	6092
1988	12768	6609	6159
1989	13203	7021	6182
1990	13548	6967	6581
1991	13406	6719	6687
1992	14123	6838	7285
1993	13949	7149	6800
1994	13731	7368	6363

* INDICATES FIRST YEAR OF OPERATION
ALL FOOTNOTES WILL APPEAR AT THE END OF THE REPORT (SEE PAGE 183)



CREDIT COURSE ENROLLMENT, FALL 1948 THROUGH FALL 1994
 NASSAU COMMUNITY COLLEGE

F A L L T E R M	U N D E R G R A D U A T E		
	TOTAL	FULL-TIME	PART-TIME
1948	-	-	-
1949	-	-	-
1950	-	-	-
1951	-	-	-
1952	-	-	-
1953	-	-	-
1954	-	-	-
1955	-	-	-
1956	-	-	-
1957	-	-	-
1958	-	-	-
1959	-	-	927
1960*	1367	440	1526
1961	2157	631	2397
1962	3104	707	3428
1963	4426	998	4338
1964	5965	1627	4908
1965	7072	2164	5538
1966	8444	2906	6356
1967	10337	3981	7548
1968	13061	5513	8516
1969	15009	6493	8850
1970	16510	7660	9563
1971	18092	9563	8165
1972	18012	9847	7497
1973	17672	10175	7421
1974	17541	10120	7411
1975	17555	10144	7578
1976	17456	9878	7564
1977	17595	10031	7441
1978	17987	10546	8532
1979	19805	11273	8782
1980	20338	11808	9979
1981	21961	11982	10440
1982	23089	12649	10962
1983	22037	11075	10458
1984	21132	10674	10051
1985	20320	10269	9509
1986	19363	9854	9869
1987	19692	9823	10210
1988	20130	9920	10592
1989	20677	10085	11321
1990	21541	10220	11248
1991	21552	10304	11399
1992	22369	10970	11027
1993	22215	11188	10914
1994	21955	11041	10914

* INDICATES FIRST YEAR OF OPERATION
 ALL FOOTNOTES WILL APPEAR AT THE END OF THE REPORT (SEE PAGE 183)

CREDIT COURSE ENROLLMENT, FALL 1948 THROUGH FALL 1994
 NIAGARA COUNTY COMMUNITY COLLEGE

F A L L T E R M	U N D E R G R A D U A T E		
	TOTAL	FULL-TIME	PART-TIME
1948	-	-	-
1949	-	-	-
1950	-	-	-
1951	-	-	-
1952	-	-	-
1953	-	-	-
1954	-	-	-
1955	-	-	-
1956	-	-	-
1957	-	-	-
1958	-	-	-
1959	-	-	-
1960	-	-	-
1961	-	-	-
1962	-	-	-
1963*	342	334	8
1964	1505	821	684
1965	1962	1121	841
1966	2526	1252	1274
1967	3083	1470	1613
1968	2861	1570	1291
1969	3039	1843	1196
1970	3110	1804	1306
1971	3192	1871	1321
1972	3087	2030	1057
1973	3495	2391	1104
1974	3928	2673	1255
1975	4651	3170	1481
1976	4050	2772	1278
1977	3835	2569	1266
1978	3888	2429	1459
1979	3876	2437	1439
1980	4079	2834	1245
1981	4327	3053	1274
1982	4375	3100	1275
1983	4657	3221	1436
1984	4518	3023	1495
1985	4270	2712	1558
1986	4228	2697	1531
1987	4405	2802	1603
1988	4693	2695	1998
1989	5050	2871	2179
1990	5272	2955	2317
1991	5345	3014	2331
1992	5477	3073	2404
1993	5557	3214	2343
1994	5524	3150	2374

* INDICATES FIRST YEAR OF OPERATION
 ALL FOOTNOTES WILL APPEAR AT THE END OF THE REPORT (SEE PAGE 183)



CREDIT COURSE ENROLLMENT, FALL 1948 THROUGH FALL 1994
NORTH COUNTRY COMMUNITY COLLEGE

F A L L T E R M	U N D E R G R A D U A T E	
	TOTAL	PART-TIME
1948	-	-
1949	-	-
1950	-	-
1951	-	-
1952	-	-
1953	-	-
1954	-	-
1955	-	-
1956	-	-
1957	-	-
1958	-	-
1959	-	-
1960	-	-
1961	-	-
1962	-	-
1963	-	-
1964	-	-
1965	-	-
1966	-	-
1967	-	-
1968*	541	348
1969	877	637
1970	963	634
1971	1001	671
1972	1130	623
1973	1276	574
1974	1000	564
1975	1275	682
1976	1135	663
1977	1376	637
1978	1448	655
1979	1426	664
1980	1449	747
1981	1511	745
1982	1513	732
1983	1587	794
1984	1687	791
1985	1645	804
1986	1555	695
1987	1545	721
1988	1520	713
1989	1509	723
1990	1483	723
1991	1533	839
1992	1643	952
1993	1573	946
1994	1397	862
		193
		240
		329
		330
		507
		702
		436
		593
		472
		739
		793
		762
		702
		766
		781
		793
		896
		841
		860
		824
		807
		786
		760
		694
		691
		627
		535

* INDICATES FIRST YEAR OF OPERATION
ALL FOOTNOTES WILL APPEAR AT THE END OF THE REPORT (SEE PAGE 183)



CREDIT COURSE ENROLLMENT, FALL 1948 THROUGH FALL 1994
 ONONDAGA COMMUNITY COLLEGE

F A L L T E R M	U N D E R G R A D U A T E		
	TOTAL	FULL-TIME	PART-TIME
1948	-	-	-
1949	-	-	-
1950	-	-	-
1951	-	-	-
1952	-	-	-
1953	-	-	-
1954	-	-	-
1955	-	-	-
1956	-	-	-
1957	-	-	-
1958	-	-	-
1959	-	-	-
1960	-	-	-
1961	-	-	-
1962*	1294	583	711
1963	2522	1079	1443
1964	2414	1001	1413
1965	2763	994	1769
1966	2778	1111	1667
1967	3175	1399	1776
1968	3569	1670	1899
1969	3398	1850	1548
1970	3714	2169	1545
1971	4697	2441	2256
1972	4373	2416	1957
1973	5014	2667	2347
1974	5261	2702	2559
1975	5815	3016	2799
1976	6211	3241	2970
1977	6024	3182	2842
1978	6185	3040	3145
1979	6417	3059	3358
1980	7318	3350	3968
1981	7778	3739	4039
1982	7513	3607	3906
1983	7750	3839	3911
1984	7262	3396	3866
1985	7132	3225	3907
1986	7159	3222	3937
1987	7267	3306	3961
1988	7173	3365	3808
1989	7928	3516	4412
1990	8316	3854	4462
1991	8406	4027	4379
1992	8512	4240	4272
1993	8177	4166	4011
1994	7697	3902	3795

* - INDICATES FIRST YEAR OF OPERATION
 ALL FOOTNOTES WILL APPEAR AT THE END OF THE REPORT (SEE PAGE 183)



CREDIT COURSE ENROLLMENT, FALL 1948 THROUGH FALL 1994
ORANGE COUNTY COMMUNITY COLLEGE

F A L L T E R M	U N D E R G R A D U A T E		
	TOTAL	FULL-TIME	PART-TIME
1948	-	-	-
1949	-	-	-
1950*	157	157	0
1951	248	248	0
1952	265	265	0
1953	347	347	0
1954	471	471	0
1955	592	592	0
1956	604	604	0
1957	643	643	0
1958	1714	755	959
1959	1806	816	990
1960	1960	952	1008
1961	2373	1017	1356
1962	2719	1070	1649
1963	2606	1103	1503
1964	2944	1185	1759
1965	3208	1422	1786
1966	3411	1521	1890
1967	3645	1664	1981
1968	3895	1751	2144
1969	3920	1932	1988
1970	4014	2034	1980
1971	3663	1841	1822
1972	3519	1843	1676
1973	3716	1877	1839
1974	4133	1921	2212
1975	5253	2502	2751
1976	5163	2542	2621
1977	4988	2349	2639
1978	5113	2427	2686
1979	4877	2463	2414
1980	4981	2355	2626
1981	5563	2502	3061
1982	5425	2474	2951
1983	5415	2576	2839
1984	5245	2258	2987
1985	5173	2132	3041
1986	4931	2002	2929
1987	4906	1970	2936
1988	4826	1974	2852
1989	5356	2077	3279
1990	5427	2265	3162
1991	5957	2354	3603
1992	5964	2484	3480
1993	5924	2556	3368
1994	5632	2391	3241

* - COMPLETE DATA ON PART TIME STUDENTS NOT AVAILABLE + - INDICATES FIRST YEAR OF OPERATION
ALL FOOTNOTES WILL APPEAR AT THE END OF THE REPORT (SEE PAGE 183)

CREDIT COURSE ENROLLMENT, FALL 1948 THROUGH FALL 1994
ROCKLAND COMMUNITY COLLEGE

F A L L T E R M	U N D E R G R A D U A T E		
	TOTAL	FULL TIME	PART TIME
1948	-	-	-
1949	-	-	-
1950	-	-	-
1951	-	-	-
1952	-	-	-
1953	-	-	-
1954	-	-	-
1955	-	-	-
1956	-	-	-
1957	-	-	-
1958	-	-	-
1959*	301	113	188
1960	681	287	394
1961	914	360	554
1962	1140	403	737
1963	1457	540	917
1964	1702	685	1017
1965	2271	1038	1233
1966	2784	1452	1332
1967	3266	1814	1452
1968	4068	2125	1943
1969	4046	2115	1931
1970	5319	2555	2764
1971	5495	2811	2684
1972	5879	2822	3057
1973	6331	2806	3525
1974	7131	3088	4043
1975	8281	3967	4314
1976	7994	3773	4221
1977	7943	3955	3988
1978	8418	3746	4672
1979	7546	3660	3886
1980	7798	3735	4063
1981	8278	3346	4932
1982	8400	3626	4774
1983	9028	4412	4616
1984	8949	4506	4443
1985	8978	4820	4158
1986	9000	4733	4267
1987	8580	4172	4408
1988	7644	3920	3724
1989	7515	3668	3847
1990	8023	3726	4297
1991	8271	3817	4454
1992	8044	3870	4174
1993	7978	3856	4122
1994	7321	3450	3871

* INDICATES FIRST YEAR OF OPERATION
ALL FOOTNOTES WILL APPEAR AT THE END OF THE REPORT (SEE PAGE 183)

CREDIT COURSE ENROLLMENT, FALL 1948 THROUGH FALL 1994
 SCHENECTADY COUNTY COMMUNITY COLLEGE

F A L L T E R M	U N D E R G R A D U A T E		
	TOTAL	FULL-TIME	PART-TIME
1948	-	-	-
1949	-	-	-
1950	-	-	-
1951	-	-	-
1952	-	-	-
1953	-	-	-
1954	-	-	-
1955	-	-	-
1956	-	-	-
1957	-	-	-
1958	-	-	-
1959	-	-	-
1960	-	-	-
1961	-	-	-
1962	-	-	-
1963	-	-	-
1964	-	-	-
1965	-	-	-
1966	-	-	-
1967	-	-	-
1968	-	653	632
1969*	1285	1053	769
1970	1822	966	1048
1971	2014	885	1288
1972	2173	812	1701
1973	2513	796	1734
1974	2530	954	1970
1975	2924	969	2073
1976	3042	893	1852
1977	2745	853	1819
1978	2672	832	1688
1979	2520	1083	1667
1980	2750	1230	1862
1981	3092	1258	1845
1982	3103	1370	1848
1983	3218	1383	1833
1984	3216	1201	1774
1985	2975	1170	1733
1986	2903	1136	1740
1987	2876	-	-
1988	3026	1187	1839
1989	3160	1227	1933
1990	3234	1290	1944
1991	3403	1426	1977
1992	3662	1631	2031
1993	3746	1658	2088
1994	3642	1585	2057

161

* INDICATES FIRST YEAR OF OPERATION
 ALL FOOTNOTES WILL APPEAR AT THE END OF THE REPORT (SEE PAGE 183)

160

CREDIT COURSE ENROLLMENT, FALL 1948 THROUGH FALL 1994
SUFFOLK COUNTY COMMUNITY COLLEGE

F A L L T E R M	U N D E R G R A D U A T E		
	TOTAL	FULL-TIME	PART-TIME
1948	-	-	-
1949	-	-	-
1950	-	-	-
1951	-	-	-
1952	-	-	-
1953	-	-	-
1954	-	-	-
1955	-	-	-
1956	-	-	-
1957	-	-	-
1958	-	-	-
1959	-	-	-
1960*	506	171	335
1961	1448	615	833
1962	2318	938	1380
1963	2635	1193	1442
1964	3634	1604	2030
1965	4841	2324	2517
1966	6069	2705	3364
1967	7098	3352	3746
1968	8082	3742	4340
1969	8984	4262	4722
1970	9677	4862	4815
1971	10818	5460	5358
1972	12387	6332	6055
1973	13923	7106	6817
1974	15010	7499	7511
1975	18537	8735	9802
1976	17928	8353	9575
1977	19601	8848	10753
1978	19638	8455	11183
1979	20670	8569	12101
1980	21505	9056	12449
1981	21191	9549	11642
1982	21056	9415	11641
1983	20396	8760	11636
1984	19615	8242	11373
1985	17811	7218	10593
1986	17179	6690	10489
1987	17074	6790	10284
1988	17615	7219	10396
1989	18688	7873	10815
1990	19890	8456	11434
1991	20097	8562	11535
1992	21044	9089	11955
1993	20987	9559	11428
1994	21215	9591	11624

* INDICATES FIRST YEAR OF OPERATION
ALL FOOTNOTES WILL APPEAR AT THE END OF THE REPORT (SEE PAGE 183)



CREDIT COURSE ENROLLMENT, FALL 1948 THROUGH FALL 1994
SULLIVAN COUNTY COMMUNITY COLLEGE

F A L L T E R M	U N D E R G R A D U A T E		
	TOTAL	FULL-TIME	PART-TIME
1948	-	-	-
1949	-	-	-
1950	-	-	-
1951	-	-	-
1952	-	-	-
1953	-	-	-
1954	-	-	-
1955	-	-	-
1956	-	-	-
1957	-	-	-
1958	-	-	-
1959	-	-	-
1960	-	-	-
1961	-	-	-
1962	-	-	-
1963*	176	73	103
1964	412	288	124
1965	685	544	141
1966	862	739	123
1967	1057	955	102
1968	1127	996	131
1969	1175	1008	167
1970	1209	1042	167
1971	1238	1074	164
1972	1484	1274	210
1973	1438	1212	226
1974	1638	1346	292
1975	1740	1403	337
1976	1794	1496	298
1977	1740	1388	352
1978	1687	1350	337
1979	1559	1261	298
1980	1662	1335	327
1981	1685	1361	324
1982	1654	1343	311
1983	1821	1350	471
1984	1656	1244	412
1985	1669	1293	376
1986	1779	1299	480
1987	1816	1245	571
1988	1889	1294	595
1989	1953	1365	588
1990	2090	1492	598
1991	2146	1477	669
1992	2153	1483	670
1993	1961	1364	597
1994	2085	1392	693

* INDICATES FIRST YEAR OF OPERATION
ALL FOOTNOTES WILL APPEAR AT THE END OF THE REPORT (SEE PAGE 183)

CREDIT COURSE ENROLLMENT, FALL 1948 THROUGH FALL 1994
TOMPKINS-CORTLAND COMMUNITY COLLEGE

F A L L T E R M	U N D E R G R A D U A T E		P A R T - T I M E
	TOTAL	FULL-TIME	
1948	-	-	-
1949	-	-	-
1950	-	-	-
1951	-	-	-
1952	-	-	-
1953	-	-	-
1954	-	-	-
1955	-	-	-
1956	-	-	-
1957	-	-	-
1958	-	-	-
1959	-	-	-
1960	-	-	-
1961	-	-	-
1962	-	-	-
1963	-	-	-
1964	-	-	-
1965	-	-	-
1966	-	-	-
1967	-	-	-
1968*	388	133	255
1969	741	390	351
1970	1036	611	425
1971	1331	738	593
1972	1501	591	910
1973	1538	578	960
1974	2069	894	1175
1975	2802	1224	1578
1976	2742	1210	1532
1977	2793	1192	1601
1978	2870	1198	1672
1979	2882	1284	1598
1980	3092	1304	1788
1981	3194	1355	1839
1982	3198	1336	1862
1983	2976	1290	1686
1984	2803	1322	1481
1985	2944	1365	1579
1986	2820	1164	1656
1987	2759	1187	1572
1988	2595	1081	1514
1989	2612	987	1625
1990	2775	1437	1338
1991	2904	1485	1419
1992	2899	1531	1368
1993	2969	1556	1413
1994	2925	1608	1317

166 * - INDICATES FIRST YEAR OF OPERATION
ALL FOOTNOTES WILL APPEAR AT THE END OF THE REPORT (SEE PAGE 183)

CREDIT COURSE ENROLLMENT, FALL 1948 THROUGH FALL 1994
 ULSTER COUNTY COMMUNITY COLLEGE

F A L L T E R M	U N D E R G R A D U A T E		
	TOTAL	FULL-TIME	PART TIME
1948	-	-	-
1949	-	-	-
1950	-	-	-
1951	-	-	-
1952	-	-	-
1953	-	-	-
1954	-	-	-
1955	-	-	-
1956	-	-	-
1957	-	-	-
1958	-	-	-
1959	-	-	-
1960	-	-	-
1961	-	-	-
1962	-	-	-
1963+	739	193	546
1964	888	369	519
1965	1166	594	572
1966	1339	704	635
1967	1495	810	685
1968	1681	931	750
1969	2057	1092	965
1970	2222	1305	917
1971	2129	1259	870
1972	2160	1190	970
1973	2273	1192	1081
1974	2308	1255	1053
1975	2803	1566	1237
1976	2685	1591	1094
1977	2681	1566	1115
1978	2817	1483	1334
1979	2922	1582	1340
1980	3061	1806	1255
1981	3192	1808	1384
1982	3106	1850	1256
1983	3464	1780	1684
1984	3197	1650	1547
1985	3120	1498	1622
1986	3002	1396	1606
1987	2759	1333	1426
1988	2816	1379	1437
1989	2898	1529	1369
1990	2927	1547	1380
1991	2888	1472	1416
1992	2926	1521	1405
1993	2845	1507	1338
1994	2741	1563	1178

* INDICATES FIRST YEAR OF OPERATION
 ALL FOOTNOTES WILL APPEAR AT THE END OF THE REPORT (SEE PAGE 183)



CREDIT COURSE ENROLLMENT, FALL 1948 THROUGH FALL 1994
WESTCHESTER COMMUNITY COLLEGE

F A L L T E R M	U N D E R G R A D U A T E		
	TOTAL	FULL-TIME	PART-TIME
1948	.	402	.
1949	.	491	.
1950	.	497	.
1951	.	501	.
1952	.	544	.
1953	.	532	.
1954	.	553	.
1955	.	579	.
1956	.	588	.
1957	.	595	.
1958	1816	666	1150
1959	2007	681	1326
1960	2121	693	1428
1961	2495	727	1768
1962	2772	884	1888
1963	3247	1006	2241
1964	3655	1138	2517
1965	3855	1322	2533
1966	4137	1435	2702
1967	4809	1768	3041
1968	5134	1998	3136
1969	5045	2000	3045
1970	5286	2472	2814
1971	5813	2664	3149
1972	6560	3082	3478
1973	6937	3390	3547
1974	7301	3428	3873
1975	8558	4314	4244
1976	7856	4342	3514
1977	8017	4270	3747
1978	7844	4114	3730
1979	7950	4127	3823
1980	8198	4089	4109
1981	8887	4070	4817
1982	8639	3859	4780
1983	8357	3838	4519
1984	7759	3522	4237
1985	7516	3202	4314
1986	7493	3212	4281
1987	7649	3345	4304
1988	8241	3485	4756
1989	9088	3815	5273
1990	10046	4123	5923
1991	11130	4673	6457
1992	11809	4813	6996
1993	11830	4741	7089
1994	11347	4461	6886

* COMPLETE DATA ON PART-TIME STUDENTS NOT AVAILABLE
ALL FOOTNOTES WILL APPEAR AT THE END OF THE REPORT (SEE PAGE 183)



CREDIT COURSE ENROLLMENT, FALL 1948 THROUGH FALL 1994
 COMMUNITY COLLEGES UNDER THE SPONSORSHIP OF
 THE NEW YORK CITY BOARD OF EDUCATION

F A L L T E R M	U N D E R G R A D U A T E		
	TOTAL	FULL-TIME	PART-TIME
1948	•	2282	•
1949	•	2278	•
1950	•	2173	•
1951	•	2369	•
1952	•	2369	•
1953	•	2579	•
1954	•	2543	•
1955	•	2378	•
1956	•	2548	•
1957	•	2824	•
1958	7241	2842	4399
1959	9447	3461	5984
1960	11615	4320	7295
1961	12283	4851	7432
1962	14116	5036	9080
1963	15714	5360	10354
1964	20420	7581	12839
1965	25792	10362	15430
1966	28767	12000	16767
1967	36576	15617	20959
1968	44552	18333	26219
1969	47654	21676	25978
1970	55863	29408	26455
1971	66714	35925	30789
1972	73945	39554	34391
1973	78323	41291	37032
1974	84366	43938	40428

• COMPLETE DATA ON PART-TIME STUDENTS NOT AVAILABLE.
 ALL FOOTNOTES WILL APPEAR AT THE END OF THE REPORT (SEE PAGE 183)



CREDIT COURSE ENROLLMENT, FALL 1948 THROUGH FALL 1994
BOROUGH OF MANHATTAN COMMUNITY COLLEGE

F A L L T E R M	U N D E R G R A D U A T E		
	TOTAL	FULL-TIME	PART-TIME
1948	-	-	-
1949	-	-	-
1950	-	-	-
1951	-	-	-
1952	-	-	-
1953	-	-	-
1954	-	-	-
1955	-	-	-
1956	-	-	-
1957	-	-	-
1958	-	-	-
1959	-	-	-
1960	-	-	-
1961	-	-	-
1962	-	-	-
1963	-	-	-
1964*	467	467	-
1965	1695	979	716
1966	2788	1495	1293
1967	4747	2172	2575
1968	5798	2546	3252
1969	5849	2587	3262
1970	7937	2959	4978
1971	9516	4597	4919
1972	10108	4500	5608
1973	9640	5413	4227
1974	9512	5101	4411

* INDICATES FIRST YEAR OF OPERATION
ALL FOOTNOTES WILL APPEAR AT THE END OF THE REPORT (SEE PAGE 183)



CREDIT COURSE ENROLLMENT, FALL 1948 THROUGH FALL 1994
BRONX COMMUNITY COLLEGE

F A L L T E R M	U N D E R G R A D U A T E		
	TOTAL	FULL-TIME	PART-TIME
1948	-	-	-
1949	-	-	-
1950	-	-	-
1951	-	-	-
1952	-	-	-
1953	-	-	-
1954	-	-	-
1955	-	-	-
1956	-	-	-
1957	-	-	-
1958	-	-	749
1959+	1367	618	1701
1960	2626	925	2297
1961	3369	1072	3017
1962	4117	1100	3578
1963	4778	1200	4375
1964	6105	1730	4225
1965	6648	2423	4493
1966	7049	2556	4493
1967	7337	2552	4785
1968	7723	2759	4964
1969	8415	3555	4860
1970	9127	4469	4658
1971	11756	5802	5954
1972	12671	6544	6127
1973	13213	5964	7249
1974	13688	5903	7785

* - INDICATES FIRST YEAR OF OPERATION
ALL FOOTNOTES WILL APPEAR AT THE END OF THE REPORT (SEE PAGE 183)



CREDIT COURSE ENROLLMENT, FALL 1948 THROUGH FALL 1994
 HOSTOS COMMUNITY COLLEGE

F A L L T E R M	U N D E R G R A D U A T E		
	TOTAL	FULL-TIME	PART TIME
1948	-	-	-
1949	-	-	-
1950	-	-	-
1951	-	-	-
1952	-	-	-
1953	-	-	-
1954	-	-	-
1955	-	-	-
1956	-	-	-
1957	-	-	-
1958	-	-	-
1959	-	-	-
1960	-	-	-
1961	-	-	-
1962	-	-	-
1963	-	-	-
1964	-	-	-
1965	-	-	-
1966	-	-	-
1967	-	-	-
1968	-	-	-
1969	-	-	-
1970*	623	623	-
1971	1107	1107	-
1972	1140	1140	-
1973	2078	1756	322
1974	2529	2186	343

* - INDICATES FIRST YEAR OF OPERATION
 ALL FOOTNOTES WILL APPEAR AT THE END OF THE REPORT (SEE PAGE 183)



CREDIT COURSE ENROLLMENT, FALL 1948 THROUGH FALL 1994
KINGSBOROUGH COMMUNITY COLLEGE

F A L L T E R M	U N D E R G R A D U A T E		
	TOTAL	FULL-TIME	PART TIME
1948	-	-	-
1949	-	-	-
1950	-	-	-
1951	-	-	-
1952	-	-	-
1953	-	-	-
1954	-	-	-
1955	-	-	-
1956	-	-	-
1957	-	-	-
1958	-	-	-
1959	-	-	-
1960	-	-	-
1961	-	-	-
1962	-	-	-
1963	-	-	-
1964*	468	439	29
1965	1913	1501	412
1966	2326	1571	755
1967	2935	2051	884
1968	3617	2400	1217
1969	4197	2873	1324
1970	6056	4468	1588
1971	7058	5318	1740
1972	7979	5860	2119
1973	8586	5679	2907
1974	9067	5806	3261

* - INDICATES FIRST YEAR OF OPERATION
ALL FOOTNOTES WILL APPEAR AT THE END OF THE REPORT (SEE PAGE 183)



CREDIT COURSE ENROLLMENT, FALL 1948 THROUGH FALL 1994
 LA GUARDIA COMMUNITY COLLEGE

F A L L T E R M	U N D E R G R A D U A T E	
	TOTAL	PART-TIME
1948	-	-
1949	-	-
1950	-	-
1951	-	-
1952	-	-
1953	-	-
1954	-	-
1955	-	-
1956	-	-
1957	-	-
1958	-	-
1959	-	-
1960	-	-
1961	-	-
1962	-	-
1963	-	-
1964	-	-
1965	-	-
1966	-	-
1967	-	-
1968	-	-
1969	-	-
1970	-	-
1971*	672	540
1972	2029	1428
1973	3417	2295
1974	4243	2694
		132
		601
		1122
		1549

* INDICATES FIRST YEAR OF OPERATION
 ALL FOOTNOTES WILL APPEAR AT THE END OF THE REPORT (SEE PAGE 183)



CREDIT COURSE ENROLLMENT, FALL 1948 THROUGH FALL 1994
NEW YORK CITY COMMUNITY COLLEGE

F A L L T E R M	U N D E R G R A D U A T E		
	TOTAL	FULL-TIME	PART-TIME
1948	*	2282	*
1949	*	2278	*
1950	*	2173	*
1951	*	2369	*
1952	*	2369	*
1953	*	2579	*
1954	*	2543	*
1955	*	2378	*
1956	*	2437	*
1957	*	2558	*
1958	6497	2523	3974
1959	7099	2425	4674
1960	7507	2572	4935
1961	7036	2557	4479
1962	7878	2591	5287
1963	8492	2582	5910
1964	8954	2743	6211
1965	9327	2792	6535
1966	9669	3324	6345
1967	11518	3911	7607
1968	13997	4323	9674
1969	13844	4423	9421
1970	13176	5376	7800
1971	15233	7075	8158
1972	17106	7997	9109
1973	17630	8398	9232
1974	18077	8849	9228

* - COMPLETE DATA ON PART-TIME STUDENTS NOT AVAILABLE
ALL FOOTNOTES WILL APPEAR AT THE END OF THE REPORT (SEE PAGE 183)

CREDIT COURSE ENROLLMENT, FALL 1948 THROUGH FALL 1994
 QUEENSBOROUGH COMMUNITY COLLEGE

F A L L T E R M	U N D E R G R A D U A T E		
	TOTAL	FULL-TIME	PART TIME
1948	-	-	-
1949	-	-	-
1950	-	-	-
1951	-	-	-
1952	-	-	-
1953	-	-	-
1954	-	-	-
1955	-	-	-
1956	-	-	-
1957	-	-	-
1958	-	-	-
1959	-	-	-
1960*	317	317	-
1961	605	605	-
1962	750	750	-
1963	828	828	-
1964	2352	1211	1141
1965	3660	1357	2303
1966	4169	1585	2584
1967	6460	2935	3525
1968	8539	3535	5004
1969	9696	5163	4533
1970	11802	7091	4711
1971	12813	6026	6787
1972	13640	6315	7325
1973	14117	6280	7837
1974	15822	7167	8655

* - INDICATES FIRST YEAR OF OPERATION
 ALL FOOTNOTES WILL APPEAR AT THE END OF THE REPORT (SEE PAGE 183)

CREDIT COURSE ENROLLMENT, FALL 1948 THROUGH FALL 1994
STATEN ISLAND COMMUNITY COLLEGE

F A L L T E R M	U N D E R G R A D U A T E	
	TOTAL	PART TIME
1948	-	-
1949	-	-
1950	-	-
1951	-	-
1952	-	-
1953	-	-
1954	-	-
1955	-	-
1956+	111	-
1957	266	425
1958	744	561
1959	979	659
1960	1165	656
1961	1273	776
1962	1371	595
1963	1616	750
1964	2074	991
1965	2549	1310
1966	2766	1469
1967	3579	1996
1968	4878	2770
1969	5653	3075
1970	7142	4422
1971	8559	5460
1972	9272	5770
1973	9642	5506
1974	11428	6232
		2108
		2578
		2720
		3099
		3502
		4136
		5196

CREDIT COURSE ENROLLMENT, FALL 1948 THROUGH FALL 1954
ASSOCIATED COLLEGES OF UPPER NEW YORK

F A L L T E R M	U N D E R G R A D U A T E	
	TOTAL	PART-TIME
1948	4161	.
1949	1844	.
1950	1127	.
1951	939	.
1952	645	.

COMPLETE DATA ON PART TIME STUDENTS NOT AVAILABLE
ALL FOOTNOTES WILL APPEAR AT THE END OF THE REPORT (SEE PAGE 183)

DEGREES GRANTED

DEGREES GRANTED, 1949-50 THROUGH 1993-94

STATE UNIVERSITY OF NEW YORK

Y E A R	T O T A L	A S S O C I A T E	B A C H E L O R S	M A S T E R S	D O C T O R A L	F I R S T P R O F E S S I O N A L
1949-50	6562	2606	3514	385	6	51
1950-51	7230	2712	3771	555	1	191
1951-52	7921	2763	3929	902	132	195
1952-53	7564	2431	3835	931	120	247
1953-54	7866	2816	3695	964	147	244
1954-55	8045	3337	3218	1093	139	258
1955-56	8430	3520	3518	1003	122	267
1956-57	8968	3762	3793	1046	114	253
1957-58	9543	3854	4224	1094	104	267
1958-59	10128	4281	4403	1105	87	252
1959-60	10965	4780	4602	1230	98	255
1960-61	11960	5322	4959	1305	120	254
1961-62	13530	6386	5274	1482	124	264
1962-63	16437	7383	6710	1775	143	426
1963-64	18431	7914	7721	2131	203	462
1964-65	21128	9415	8743	2273	234	463
1965-66	24780	11982	9492	2561	252	493
1966-67	28693	14763	10282	2793	316	539
1967-68	33115	16489	12462	3232	343	589
1968-69	39638	19918	14796	3828	487	609
1969-70	44251	22621	16186	4300	542	602
1970-71	51664	26690	18279	5428	602	665
1971-72	60002	30545	21836	6233	671	717
1972-73	66521	33644	24015	7247	796	819
1973-74	70860	36597	25173	7576	745	769
1974-75	72326	38573	24393	7809	744	807
1975-76	65490	30397	25585	7733	821	954
1976-77	67790	31498	26884	7703	764	941
1977-78	64853	30578	25951	6510	819	995
1978-79	63698	30136	25448	6316	831	967
1979-80	62423	30175	24493	5917	805	1033
1980-81	62803	30919	24385	5677	757	1065
1981-82	64293	31200	25325	5836	824	1108
1982-83	65003	31474	25858	5757	809	1105
1983-84	65190	31892	25798	5557	835	1108
1984-85	64725	30660	26674	5493	790	1108
1985-86	63555	30214	25946	5486	806	1103
1986-87	61572	28614	25444	5595	776	1143
1987-88	62237	28488	25544	6185	906	1114
1988-89	63508	28315	26498	6704	859	1132
1989-90	65690	29949	26761	7027	897	1056
1990-91	69855	31868	28386	7515	947	1139
1991-92	72780	32908	29728	8098	953	1093
1992-93	74121	32605	30810	8535	1071	1100
1993-94	71843	32501	28929	8240	1077	1096

ALL FOOTNOTES WILL APPEAR AT THE END OF THE REPORT (SEE PAGE 183)

DEGREES GRANTED, 1949-50 THROUGH 1993-94
STATE UNIVERSITY OF NEW YORK EXCLUDING COMMUNITY COLLEGES UNDER
THE SPONSORSHIP OF THE NEW YORK CITY BOARD OF EDUCATION

Y E A R	T O T A L	A S S O C I A T E	B A C H E L O R S	M A S T E R S	D O C T O R A L	F I R S T P R O F E S S I O N A L
1949-50	5740	1784	3514	385	6	51
1950-51	6519	2001	3771	555	1	191
1951-52	6545	1633	3683	902	132	195
1952-53	6697	1754	3645	931	120	247
1953-54	7075	2025	3695	964	147	244
1954-55	7128	2420	3218	1093	139	258
1955-56	7618	2708	3518	1003	122	267
1956-57	8094	2888	3793	1046	114	253
1957-58	8546	2857	4224	1094	104	267
1958-59	9096	3249	4403	1105	87	252
1959-60	9918	3733	4602	1230	98	255
1960-61	10633	3995	4959	1305	120	254
1961-62	12024	4880	5274	1482	124	264
1962-63	14748	5694	6710	1775	143	426
1963-64	16761	6244	7721	2131	203	462
1964-65	19282	7569	8743	2273	234	463
1965-66	22217	9419	9492	2561	252	493
1966-67	25442	11512	10282	2793	316	539
1967-68	29338	12712	12462	3232	343	589
1968-69	35179	15459	14796	3828	487	609
1969-70	38962	17332	16186	4300	542	602
1970-71	45558	20584	18279	5428	602	665
1971-72	52965	23508	21836	6233	671	717
1972-73	58186	25309	24015	7247	796	819
1973-74	61574	27311	25173	7576	745	769
1974-75	62673	28920	24393	7809	744	807
1975-76	65490	30397	25585	7733	821	954
1976-77	67790	31498	26884	7703	764	941
1977-78	64853	30578	25951	6510	819	995
1978-79	63698	30136	25448	6316	831	967
1979-80	62423	30175	24493	5917	805	1033
1980-81	62803	30919	24385	5677	757	1065
1981-82	64293	31200	25325	5836	824	1108
1982-83	65003	31474	25858	5757	809	1105
1983-84	65190	31892	25798	5557	835	1108
1984-85	64725	30660	26674	5493	790	1108
1985-86	63555	30214	25946	5486	806	1103
1986-87	61572	28614	25444	5595	776	1143
1987-88	62237	28488	25544	6185	906	1114
1988-89	63508	28315	26498	6704	859	1132
1989-90	65690	29949	26761	7027	897	1056
1990-91	69855	31868	28386	7515	947	1139
1991-92	72780	32908	29728	8098	953	1093
1992-93	74121	32605	30810	8535	1071	1100
1993-94	71843	32501	28929	8240	1077	1096

ALL FOOTNOTES WILL APPEAR AT THE END OF THE REPORT (SEE PAGE 183)

DEGREES GRANTED, 1949-50 THROUGH 1993-94

STATE OPERATED/FUNDED

Y E A R	T O T A L	A S S O C I A T E	B A C H E L O R S	M A S T E R S	D O C T O R A L	F I R S T P R O F E S S I O N A L
1949-50	4979	1023	3514	385	6	51
1950-51	5709	1191	3771	555	1	191
1951-52	5845	933	3683	902	132	195
1952-53	5867	924	3645	931	120	247
1953-54	6060	1010	3695	964	147	244
1954-55	5955	1247	3218	1093	139	258
1955-56	6252	1342	3518	1003	122	267
1956-57	6594	1388	3793	1046	114	253
1957-58	7026	1337	4224	1094	104	267
1958-59	7410	1563	4403	1105	87	252
1959-60	7849	1664	4602	1230	98	255
1960-61	8341	1703	4959	1305	120	254
1961-62	8978	1834	5274	1482	124	264
1962-63	11080	2026	6710	1775	143	426
1963-64	12568	2051	7721	2131	203	462
1964-65	14085	2372	8743	2273	234	463
1965-66	15542	2744	9492	2561	252	493
1966-67	17300	3370	10282	2793	316	539
1967-68	20057	3431	12462	3232	343	589
1968-69	23714	3994	14796	3828	487	609
1969-70	25762	4132	16186	4300	542	602
1970-71	29646	4672	18279	5428	602	665
1971-72	34648	5191	21836	6233	671	717
1972-73	38596	5719	24015	7247	796	819
1973-74	40854	6591	25173	7576	745	769
1974-75	41030	7277	24393	7809	744	807
1975-76	42387	7294	25585	7733	821	954
1976-77	43846	7554	26884	7703	764	941
1977-78	41923	7698	25901	6510	819	995
1978-79	40953	7460	25379	6316	831	967
1979-80	39308	7168	24385	5917	805	1033
1980-81	38886	7129	24258	5677	757	1065
1981-82	39784	6863	25153	5836	824	1108
1982-83	40382	7046	25665	5757	809	1105
1983-84	39964	6932	25532	5557	835	1108
1984-85	40083	6486	26206	5493	790	1108
1985-86	39029	5953	25681	5486	806	1103
1986-87	38245	5855	25086	5585	776	1143
1987-88	38984	5702	25077	6185	906	1114
1988-89	40410	5621	26104	6694	859	1132
1989-90	41115	5796	26351	7015	897	1056
1990-91	43523	5969	27961	7507	947	1139
1991-92	45272	5783	29351	8092	953	1093
1992-93	46631	5584	30370	8506	1071	1100
1993-94	44019	5237	28402	8207	1077	1096

ALL FOOTNOTES WILL APPEAR AT THE END OF THE REPORT (SEE PAGE 183)



DEGREES GRANTED, 1949-50 THROUGH 1993-94

UNIV. CENTERS (EXCL. HSC)

Y E A R	T O T A L	A S S O C I A T E	B A C H E L O R S	M A S T E R S	D O C T O R A I	F I R S T P R O F E S S I O N A L
1949-50	530	-	281	249	-	-
1950-51	725	-	418	307	-	-
1951-52	733	-	318	415	-	-
1952-53	624	-	369	255	-	-
1953-54	628	-	424	204	-	-
1954-55	571	-	344	227	-	-
1955-56	555	-	368	187	-	-
1956-57	627	-	437	190	-	-
1957-58	712	-	495	217	-	-
1958-59	770	-	542	228	-	-
1959-60	775	-	530	245	-	-
1960-61	875	-	607	268	-	-
1961-62	1001	-	721	280	-	-
1962-63	2292	115	1573	524	38	42
1963-64	2960	143	1965	742	50	60
1964-65	3580	125	2513	804	72	66
1965-66	4268	113	2930	1055	108	62
1966-67	4595	115	3133	1170	103	74
1967-68	5901	79	4114	1487	137	84
1968-69	7127	69	4917	1797	233	111
1969-70	7993	65	5466	2044	309	109
1970-71	10117	67	6715	2876	336	123
1971-72	11919	57	7968	3331	397	166
1972-73	13009	37	8450	3841	497	184
1973-74	12813	44	8246	3857	487	179
1974-75	12370	41	7771	3883	508	167
1975-76	13217	49	8295	4070	539	264
1976-77	13876	38	8858	4201	529	250
1977-78	12380	24	8039	3520	529	268
1978-79	12522	22	8253	3481	546	220
1979-80	12161	18	8048	3278	566	251
1980-81	11774	31	7893	3105	496	249
1981-82	12457	38	8366	3222	272	272
1982-83	12420	48	8325	3233	519	295
1983-84	12433	68	8418	3119	580	248
1984-85	12840	75	8829	3166	521	249
1985-86	12595	73	8629	3085	564	244
1986-87	12674	71	8637	3136	538	292
1987-88	13557	77	9081	3530	636	253
1988-89	13928	275	9150	3665	577	261
1989-90	14124	318	9228	3755	591	232
1990-91	14547	207	9566	3879	636	259
1991-92	15028	116	9845	4162	669	236
1992-93	15102	49	9715	4295	771	272
1993-94	14896	43	9667	4185	760	241

ALL FOOTNOTES WILL APPEAR AT THE END OF THE REPORT (SEE PAGE 183)

DEGREES GRANTED, 1949-50 THROUGH 1993-94
UNIV. CENTERS (INCL. HSC)

YEAR	TOTAL	ASSOCIATE	BACHELORS	MASTERS	DOCTORAL	FIRST PROFESSIONAL
1949-50	530	-	281	249	-	-
1950-51	725	-	418	307	-	-
1951-52	733	-	415	318	-	-
1952-53	624	-	369	255	-	-
1953-54	628	-	424	204	-	-
1954-55	571	-	344	227	-	-
1955-56	555	-	368	187	-	-
1956-57	627	-	437	190	-	-
1957-58	712	-	495	217	-	-
1958-59	770	-	542	228	-	-
1959-60	775	-	530	245	-	-
1960-61	875	-	607	268	-	-
1961-62	1001	-	721	280	-	-
1962-63	2547	115	1694	534	39	165
1963-64	3201	143	2065	750	52	191
1964-65	3874	125	2681	809	76	183
1965-66	4618	113	3110	1072	111	2
1966-67	4984	115	3312	1197	128	232
1967-68	6324	79	4315	1524	166	240
1968-69	7571	69	5134	1827	267	274
1969-70	8479	65	5718	2091	341	264
1970-71	10636	67	6952	2940	374	303
1971-72	12580	57	8334	3391	433	365
1972-73	13863	37	8894	3991	565	376
1973-74	13900	44	8868	4063	534	391
1974-75	13405	41	8365	4062	537	400
1975-76	14367	49	8937	4243	598	540
1976-77	15168	38	9526	4515	584	505
1977-78	13610	24	8670	3779	574	563
1978-79	13800	22	8871	3773	608	526
1979-80	13398	18	8634	3564	622	560
1980-81	13026	31	8502	3363	560	570
1981-82	13802	38	9036	3507	627	594
1982-83	13620	48	8915	3483	580	594
1983-84	13719	68	9024	3414	636	577
1984-85	14165	75	9472	3435	580	603
1985-86	13823	73	9196	3336	617	601
1986-87	13936	71	9269	3372	593	631
1987-88	14902	77	9681	3831	696	617
1988-89	15165	275	9696	3922	650	622
1989-90	15348	318	9788	4016	651	575
1990-91	15951	207	10177	4251	698	618
1991-92	16375	116	10435	4501	738	585
1992-93	16570	49	10357	4701	843	620
1993-94	16314	43	10242	4584	845	600

ALL FOOTNOTES WILL APPEAR AT THE END OF THE REPORT (SEE PAGE 183)

DEGREES GRANTED, 1949-50 THROUGH 1993-94
STATE UNIVERSITY OF NEW YORK AT ALBANY

Y E A R	T O T A L	B A C H E L O R S	M A S T E R S	D O C T O R A L
1949-50	530	281	249	-
1950-51	605	298	307	-
1951-52	622	304	318	-
1952-53	537	282	255	-
1953-54	521	317	204	-
1954-55	484	257	227	-
1955-56	487	300	187	-
1956-57	550	360	190	-
1957-58	604	387	217	-
1958-59	653	425	228	-
1959-60	674	429	245	-
1960-61	715	447	268	-
1961-62	779	499	280	-
1962-63	831	536	293	2
1963-64	936	585	350	1
1964-65	1061	707	350	4
1965-66	1228	726	492	10
1966-67	1240	785	448	7
1967-68	1607	1034	561	12
1968-69	1957	1230	707	20
1969-70	2182	1366	768	48
1970-71	2883	1723	1108	52
1971-72	3407	1994	1326	87
1972-73	3826	2285	1443	98
1973-74	3406	2006	1300	100
1974-75	3589	2093	1386	110
1975-76	3555	2154	1289	112
1976-77	3933	2538	1289	106
1977-78	3396	2130	1151	115
1978-79	3564	2309	1166	89
1979-80	3183	2000	1068	115
1980-81	3232	2161	978	93
1981-82	3559	2478	970	111
1982-83	3441	2345	979	117
1983-84	3375	2334	913	128
1984-85	3449	2317	1016	116
1985-86	3441	2362	931	148
1986-87	3176	2165	901	110
1987-88	3497	2361	1004	132
1988-89	3681	2483	1076	122
1989-90	3701	2482	1089	130
1990-91	3903	2534	1251	118
1991-92	4033	2709	1185	139
1992-93	4183	2667	1364	152
1993-94	4165	2667	1367	131

ALL FOOTNOTES WILL APPEAR AT THE END OF THE REPORT (SEE PAGE 183)

DEGREES GRANTED, 1949-50 THROUGH 1993-94
STATE UNIVERSITY OF NEW YORK AT BINGHAMTON

YEAR	TOTAL	BACHELORS	MASTERS	DOCTORAL
1949-50	-	-	-	-
1950-51+	120	120	-	-
1951-52	111	111	-	-
1952-53	87	87	-	-
1953-54	107	107	-	-
1954-55	87	87	-	-
1955-56	68	68	-	-
1956-57	77	77	-	-
1957-58	108	108	-	-
1958-59	117	117	-	-
1959-60	101	101	-	-
1960-61	135	135	-	-
1961-62	154	154	-	-
1962-63	207	207	-	-
1963-64	274	274	3	-
1964-65	368	355	13	-
1965-66	436	399	37	-
1966-67	431	384	47	-
1967-68	605	530	75	-
1968-69	617	500	115	2
1969-70	782	596	179	7
1970-71	1020	766	237	17
1971-72	1321	992	313	16
1972-73	1532	1186	324	22
1973-74	1600	1193	367	40
1974-75	1688	1231	408	49
1975-76	1876	1399	421	56
1976-77	2013	1532	414	67
1977-78	1939	1469	405	65
1978-79	1965	1458	437	70
1979-80	1969	1501	404	64
1980-81	2183	1641	470	72
1981-82	2224	1682	482	60
1982-83	2484	1901	536	47
1983-84	2467	1844	549	74
1984-85	2564	1948	552	64
1985-86	2656	2011	579	66
1986-87	2673	2065	545	63
1987-88	2608	1987	553	68
1988-89	2768	2144	560	64
1989-90	2864	2196	596	72
1990-91	2937	2274	596	67
1991-92	2985	2249	653	83
1992-93	2894	2167	639	88
1993-94	2923	2247	581	95

* - FIRST DEGREES GRANTED THIS YEAR
ALL FOOTNOTES WILL APPEAR AT THE END OF THE REPORT (SEE PAGE 183)

BEST COPY AVAILABLE

DEGREES GRANTED, 1949-50 THROUGH 1993-94
SUNY AT BUFFALO (EXCLUDING HEALTH SCIENCES)

Y E A R	T O T A L	A S S O C I A T E	B A C H E L O R S	M A S T E R S	O O C T O R A L	F I R S T P R O F E S S I O N A L
1949-50	-	-	-	-	-	-
1950-51	-	-	-	-	-	-
1951-52	-	-	-	-	-	-
1952-53	-	-	-	-	-	-
1953-54	-	-	-	-	-	-
1954-55	-	-	-	-	-	-
1955-56	-	-	-	-	-	-
1956-57	-	-	-	-	-	-
1957-58	-	-	-	-	-	-
1958-59	-	-	-	-	-	-
1959-60	-	-	-	-	-	-
1960-61	-	-	-	-	-	-
1961-62	-	-	742	-	-	42
1962-63+	1168	115	1002	231	36	60
1963-64	1638	143	1337	384	49	66
1964-65	2022	125	1599	426	68	62
1965-66	2380	113	1628	509	89	74
1966-67	2521	115	1916	615	105	84
1967-68	2956	79	2199	865	184	111
1968-69	3428	69	-	-	-	-
1969-70	3652	65	2359	903	216	109
1970-71	4153	67	2689	1063	211	123
1971-72	4611	57	3013	1158	217	166
1972-73	4487	37	2925	1067	274	184
1973-74	4443	44	2896	1087	237	179
1974-75	4153	41	2746	961	238	167
1975-76	4591	49	2807	1218	253	264
1976-77	4670	38	2944	1225	213	250
1977-78	4299	24	2730	1050	227	268
1978-79	4230	22	2677	1073	238	220
1979-80	4078	18	2557	1018	234	251
1980-81	3599	31	2207	904	208	249
1981-82	3972	38	2348	1076	238	272
1982-83	4055	48	2401	1098	213	295
1983-84	4126	68	2590	1011	209	248
1984-85	4221	75	2667	1036	194	249
1985-86	4139	73	2599	1017	206	244
1986-87	4115	71	2454	1089	209	292
1987-88	4318	77	2519	1229	240	253
1988-89	4713	275	2625	1336	216	261
1989-90	4653	318	2640	1258	205	232
1990-91	4698	207	2817	1189	226	259
1991-92	5041	116	3006	1444	239	236
1992-93	4786	49	2835	1362	268	272
1993-94	4756	43	2834	1354	284	241

* - FIRST DEGREES GRANTED THIS YEAR
ALL FOOTNOTES WILL APPEAR AT THE END OF THE REPORT (SEE PAGE 183)

207

DEGREES GRANTED, 1949-50 THROUGH 1993-94

BUFFALO (INCL. HSC)

YEAR	TOTAL	ASSOCIATE	BACHELORS	MASTERS	DOCTORAL	FIRST PROFESSIONAL
1949-50	-	-	-	-	-	-
1950-51	-	-	-	-	-	-
1951-52	-	-	-	-	-	-
1952-53	-	-	-	-	-	-
1953-54	-	-	-	-	-	-
1954-55	-	-	-	-	-	-
1955-56	-	-	-	-	-	-
1956-57	-	-	-	-	-	-
1957-58	-	-	-	-	-	-
1958-59	-	-	-	-	-	-
1959-60	-	-	-	-	-	-
1960-61	-	-	-	-	-	-
1961-62	-	-	-	-	-	-
1962-63+	1421	115	863	241	37	165
1963-64	1879	143	1102	392	51	191
1964-65	2316	125	1505	431	72	183
1965-66	2730	113	1779	526	100	212
1966-67	2910	115	1807	642	114	232
1967-68	3379	79	2117	809	134	240
1968-69	3872	69	2416	895	218	274
1969-70	4138	65	2611	950	248	264
1970-71	4663	67	2917	1127	249	303
1971-72	5145	57	3252	1218	253	365
1972-73	5080	37	3158	1167	342	376
1973-74	5226	44	3271	1236	284	391
1974-75	4883	41	3143	1057	267	373
1975-76	5420	49	3221	1336	310	504
1976-77	5538	38	3388	1365	262	485
1977-78	5116	24	3140	1187	270	495
1978-79	5044	22	3065	1207	298	452
1979-80	4876	18	2938	1154	286	480
1980-81	4403	31	2601	1019	262	490
1981-82	4787	38	2757	1190	297	505
1982-83	4815	48	2791	1194	267	515
1983-84	4963	68	2988	1173	258	476
1984-85	5094	75	3110	1181	237	491
1985-86	4927	73	2976	1154	253	471
1986-87	4874	71	2868	1170	247	511
1987-88	5065	77	2889	1331	289	475
1988-89	5489	275	2993	1452	274	495
1989-90	5388	318	2996	1373	249	451
1990-91	5444	207	3205	1277	265	491
1991-92	5870	116	3403	1598	291	461
1992-93	5611	49	3225	1524	320	491
1993-94	5581	43	3227	1490	47	471

+ - FIRST DEGREES GRANTED THIS YEAR

ALL FOOTNOTES WILL APPEAR AT THE END OF THE REPORT (SEE PAGE 183)



DEGREES GRANTED, 1949-50 THROUGH 1993-94
SUNY AT STONY BROOK (EXCLUDING HEALTH SCIENCES)

Y E A R	T O T A L	B A C H E L O R S	M A S T E R S	D O C T O R A L
1949-50	-	-	-	-
1950-51	-	-	-	-
1951-52	-	-	-	-
1952-53	-	-	-	-
1953-54	-	-	-	-
1954-55	-	-	-	-
1955-56	-	-	-	-
1956-57	-	-	-	-
1957-58	-	-	-	-
1958-59	-	-	-	-
1959-60	-	-	-	-
1960-61+	25	25	-	-
1961-62	68	68	-	-
1962-63	88	88	-	-
1963-64	112	107	5	-
1964-65	129	114	15	1
1965-66	224	206	17	7
1966-67	403	336	60	7
1967-68	733	634	79	20
1968-69	1125	988	110	27
1969-70	1377	1145	194	38
1970-71	2061	1537	468	56
1971-72	2580	1969	534	77
1972-73	3164	2054	1007	103
1973-74	3364	2151	1103	110
1974-75	2940	1701	1128	111
1975-76	3195	1935	1142	118
1976-77	3260	1844	1273	143
1977-78	2746	1710	914	122
1978-79	2763	1809	805	149
1979-80	2931	1990	788	153
1980-81	2760	1884	753	123
1981-82	2702	1858	694	150
1982-83	2440	1678	620	142
1983-84	2465	1650	646	169
1984-85	2606	1897	562	147
1985-86	2359	1657	558	144
1986-87	2710	1953	601	156
1987-88	3134	2194	744	196
1988-89	2766	1898	693	175
1989-90	2906	1910	812	184
1990-91	3009	1941	843	225
1991-92	2969	1881	880	208
1992-93	3239	2046	930	263
1993-94	3052	1919	883	250

* - FIRST DEGREES GRANTED THIS YEAR
ALL FOOTNOTES WILL APPEAR AT THE END OF THE REPORT (SEE PAGE 183)

DEGREES GRANTED, 1949-50 THROUGH 1993-94

STONY BROOK (INCL. HSC)

Y E A R	T O T A L	B A C H E L O R S	M A S T E R S	D O C T O R A L	F I R S T P R O F E S S I O N A L
1949-50	-	-	-	-	-
1950-51	-	-	-	-	-
1951-52	-	-	-	-	-
1952-53	-	-	-	-	-
1953-54	-	-	-	-	-
1954-55	-	-	-	-	-
1955-56	-	-	-	-	-
1956-57	-	-	-	-	-
1957-58	-	-	-	-	-
1958-59	-	-	-	-	-
1959-60	-	-	-	-	-
1960-61+	25	25	-	-	-
1961-62	68	68	-	-	-
1962-63	88	88	-	-	-
1963-64	112	107	5	-	-
1964-65	129	114	15	-	-
1965-66	224	206	17	1	-
1966-67	403	336	60	7	-
1967-68	733	634	79	20	-
1968-69	1125	988	110	27	-
1969-70	1377	1145	194	38	-
1970-71	2070	1546	468	56	-
1971-72	2707	2096	534	77	-
1972-73	3425	2365	1057	103	-
1973-74	3668	2398	1160	110	-
1974-75	3245	1898	1211	111	25
1975-76	3516	2163	1197	120	36
1976-77	3684	2068	1447	149	20
1977-78	3159	1931	1036	124	68
1978-79	3227	2039	963	151	74
1979-80	3370	2195	938	157	80
1980-81	3208	2099	896	133	80
1981-82	3232	2119	865	159	89
1982-83	2880	1878	774	149	79
1983-84	2914	1858	779	176	101
1984-85	3058	2097	686	163	112
1985-86	2799	1847	672	150	130
1986-87	3213	2171	756	173	113
1987-88	3732	2444	943	207	138
1988-89	3227	2076	834	190	127
1989-90	3395	2114	958	200	123
1990-91	3667	2164	1127	248	128
1991-92	3487	2074	1065	225	123
1992-93	3882	2298	1174	283	127
1993-94	3645	2101	1146	270	128

214

213

+ FIRST DEGREES GRANTED THIS YEAR
ALL FOOTNOTES WILL APPEAR AT THE END OF THE REPORT (SEE PAGE 183)



DEGREES GRANTED, 1949-50 THROUGH 1993-94
UNIVERSITY COLLEGES

Y E A R	T O T A L	A S S O C I A T E	B A C H E L O R S	M A S T E R S
1949-50	2171	-	2137	34
1950-51	2699	-	2493	206
1951-52	2751	-	2413	338
1952-53	2895	-	2457	438
1953-54	3010	-	2456	554
1954-55	2731	-	2083	648
1955-56	2971	-	2385	586
1956-57	3181	-	2562	619
1957-58	3602	-	2975	627
1958-59	3767	-	3082	685
1959-60	4079	-	3304	775
1960-61	4356	-	3548	808
1961-62	4727	-	3769	958
1962-63	5155	-	4180	975
1963-64	5732	-	4677	1055
1964-65	6254	-	5088	1166
1965-66	6594	-	5422	1172
1966-67	7108	-	5835	1273
1967-68	8395	-	6986	1409
1968-69	10023	-	8332	1691
1969-70	11087	-	9143	1944
1970-71	12021	-	9839	2182
1971-72	14384	-	11867	2517
1972-73	16115	8	13223	2884
1973-74	17406	28	14242	3136
1974-75	17219	30	13822	3367
1975-76	17283	31	14113	3139
1976-77	17473	61	14620	2792
1977-78	16699	93	14292	2314
1978-79	15929	86	13682	2161
1979-80	14896	112	12882	1902
1980-81	14775	117	12786	1872
1981-82	15002	143	13056	1803
1982-83	15825	300	13722	1803
1983-84	15321	367	13259	1695
1984-85	15587	317	13646	1624
1985-86	15660	405	13548	1707
1986-87	15089	367	12974	1748
1987-88	14824	363	12546	1915
1988-89	16070	349	13387	2334
1989-90	16542	354	13656	2532
1990-91	17919	400	14771	2748
1991-92	19403	509	15881	3013
1992-93	20537	531	16780	3226
1993-94	18706	578	15025	3103

DEGREES GRANTED, 1949-50 THROUGH 1993-94
STATE UNIVERSITY COLLEGE AT BROCKPORT

Y E A R	T O T A L	B A C H E L O R S	M A S T E R S
1949-50	245	243	2
1950-51	266	248	18
1951-52	281	244	37
1952-53	304	258	46
1953-54	277	209	68
1954-55	244	194	50
1955-56	269	207	62
1956-57	282	220	62
1957-58	348	285	63
1958-59	289	233	56
1959-60	262	201	61
1960-61	357	296	61
1961-62	403	346	57
1962-63	447	349	98
1963-64	448	370	78
1964-65	547	487	60
1965-66	546	469	77
1966-67	602	503	99
1967-68	795	681	114
1968-69	1054	924	130
1969-70	1305	1024	281
1970-71	1233	1126	107
1971-72	1508	1369	139
1972-73	2045	1826	219
1973-74	2391	2109	282
1974-75	2174	1865	309
1975-76	2110	1796	314
1976-77	2064	1738	326
1977-78	2085	1848	237
1978-79	2024	1742	282
1979-80	1672	1437	235
1980-81	1603	1393	210
1981-82	1514	1265	249
1982-83	1531	1293	238
1983-84	1423	1173	250
1984-85	1338	1136	202
1985-86	1368	1148	220
1986-87	1301	1075	226
1987-88	1303	1019	284
1988-89	1444	1124	320
1989-90	1716	1340	376
1990-91	1878	1498	380
1991-92	1943	1582	361
1992-93	2075	1612	463
1993-94	2004	1561	443

DEGREES GRANTED, 1949-50 THROUGH 1993-94
STATE UNIVERSITY COLLEGE AT BUFFALO

Y E A R	T O T A L	B A C H E L O R S	M A S T E R S
1949-50	431	419	12
1950-51	503	430	73
1951-52	566	464	102
1952-53	493	395	98
1953-54	573	456	117
1954-55	545	420	125
1955-56	611	483	128
1956-57	567	450	117
1957-58	637	555	82
1958-59	725	579	146
1959-60	802	607	195
1960-61	768	589	179
1961-62	877	636	241
1962-63	980	732	248
1963-64	994	745	249
1964-65	996	738	258
1965-66	1081	805	276
1966-67	1259	959	300
1967-68	1571	1186	385
1968-69	1836	1365	471
1969-70	1909	1486	423
1970-71	1989	1363	626
1971-72	2565	1718	847
1972-73	2654	1781	873
1973-74	3060	2114	946
1974-75	2888	1896	992
1975-76	2891	2086	805
1976-77	2772	2054	718
1977-78	2504	1959	545
1978-79	2513	1988	525
1979-80	2159	1682	477
1980-81	2249	1815	434
1981-82	2417	1966	451
1982-83	2626	2191	435
1983-84	2414	2017	397
1984-85	2573	2212	361
1985-86	2363	1983	380
1986-87	2432	2062	370
1987-88	1981	1699	282
1988-89	2251	1834	417
1989-90	2137	1703	434
1990-91	2225	1776	449
1991-92	2318	1851	467
1992-93	2639	2110	529
1993-94	2240	1750	490

220

DEGREES GRANTED, 1949-50 THROUGH 1993-94

STATE UNIVERSITY COLLEGE AT CORTLAND

Y E A R	T O T A L	B A C H E L O R S	M A S T E R S
1949-50	203	196	7
1950-51	341	327	14
1951-52	316	276	40
1952-53	387	340	47
1953-54	395	327	68
1954-55	336	270	66
1955-56	436	380	56
1956-57	544	468	76
1957-58	528	436	92
1958-59	585	482	103
1959-60	613	525	88
1960-61	625	519	106
1961-62	641	518	123
1962-63	682	563	119
1963-64	735	603	132
1964-65	719	585	134
1965-66	775	614	161
1966-67	840	713	127
1967-68	801	677	124
1968-69	981	851	130
1969-70	1090	922	168
1970-71	1129	936	193
1971-72	1339	1024	315
1972-73	1440	1078	362
1973-74	1498	1134	364
1974-75	1548	1091	457
1975-76	1555	1173	382
1976-77	1530	1218	312
1977-78	1264	1025	239
1978-79	1302	1089	213
1979-80	1118	972	146
1980-81	1150	1040	110
1981-82	1121	995	126
1982-83	1189	1051	138
1983-84	1103	1006	97
1984-85	1168	1086	82
1985-86	1256	1161	95
1986-87	1113	987	126
1987-88	1263	1053	210
1988-89	1471	1183	288
1989-90	1438	1145	293
1990-91	1504	1145	359
1991-92	1668	1287	381
1992-93	1705	1316	389
1993-94	1493	1100	393

222

221

ALL FOOTNOTES WILL APPEAR AT THE END OF THE REPORT (SEE PAGE 183)



DEGREES GRANTED, 1949-50 THROUGH 1993-94
STATE UNIVERSITY COLLEGE EMPIRE STATE

YEAR	TOTAL	ASSOCIATE	BACHELORS	MASTERS
1949-50	-	-	-	-
1950-51	-	-	-	-
1951-52	-	-	-	-
1952-53	-	-	-	-
1953-54	-	-	-	-
1954-55	-	-	-	-
1955-56	-	-	-	-
1956-57	-	-	-	-
1957-58	-	-	-	-
1958-59	-	-	-	-
1959-60	-	-	-	-
1960-61	-	-	-	-
1961-62	-	-	-	-
1962-63	-	-	-	-
1963-64	-	-	-	-
1964-65	-	-	-	-
1965-66	-	-	-	-
1966-67	-	-	-	-
1967-68	-	-	-	-
1968-69	-	-	-	-
1969-70	-	-	-	-
1970-71	-	-	-	-
1971-72	-	-	-	-
1972-73+	95	8	87	-
1973-74	444	28	416	-
1974-75	783	30	753	-
1975-76	956	31	925	-
1976-77	1035	61	974	-
1977-78	1080	93	987	-
1978-79	948	86	862	-
1979-80	1007	112	895	-
1980-81	803	117	686	-
1981-82	809	143	666	-
1982-83	1080	300	780	-
1983-84	1107	367	740	-
1984-85	1061	317	743	1
1985-86	1205	405	800	-
1986-87	1192	367	820	5
1987-88	1152	363	783	6
1988-89	1278	349	919	10
1989-90	1314	354	941	19
1990-91	1590	400	1166	24
1991-92	1750	509	1215	26
1992-93	1800	531	1226	43
1993-94	1984	578	1354	52

224

* FIRST DEGREES GRANTED THIS YEAR
ALL FOOTNOTES WILL APPEAR AT THE END OF THE REPORT (SEE PAGE 183)

223



DEGREES GRANTED, 1949-50 THROUGH 1993-94
STATE UNIVERSITY COLLEGE AT FREDONIA

Y E A R	T O T A L	B A C H E L O R S	M A S T E R S
1949-50	169	169	-
1950-51	161	149	12
1951-52	186	172	14
1952-53	197	183	14
1953-54	180	165	15
1954-55	164	139	25
1955-56	182	150	32
1956-57	185	154	31
1957-58	210	179	31
1958-59	174	155	19
1959-60	204	183	21
1960-61	230	205	25
1961-62	236	207	29
1962-63	268	235	33
1963-64	326	290	36
1964-65	348	293	55
1965-66	425	376	49
1966-67	414	370	44
1967-68	532	479	53
1968-69	619	550	69
1969-70	659	562	97
1970-71	887	759	128
1971-72	888	747	141
1972-73	965	820	145
1973-74	1045	891	154
1974-75	1026	851	175
1975-76	1071	891	180
1976-77	930	777	153
1977-78	911	771	140
1978-79	904	772	132
1979-80	1015	898	117
1980-81	930	827	103
1981-82	960	869	91
1982-83	1035	922	113
1983-84	941	853	88
1984-85	1022	943	79
1985-86	1124	1026	98
1986-87	993	924	69
1987-88	1019	932	87
1988-89	1027	925	102
1989-90	986	863	123
1990-91	1117	991	126
1991-92	1145	1034	111
1992-93	1265	1107	158
1993-94	1098	977	121

225

226

ALL FOOTNOTES WILL APPEAR AT THE END OF THE REPORT (SEE PAGE 183)

DEGREES GRANTED, 1949-50 THROUGH 1993-94

STATE UNIVERSITY COLLEGE AT GENESEO

Y E A R	T O T A L	B A C H E L O R S	M A S T E R S
1949-50	177	177	-
1950-51	198	194	4
1951-52	187	177	10
1952-53	187	163	24
1953-54	201	171	30
1954-55	190	145	45
1955-56	197	160	37
1956-57	185	146	39
1957-58	212	187	25
1958-59	257	218	39
1959-60	277	221	56
1960-61	456	397	59
1961-62	350	273	77
1962-63	388	298	90
1963-64	476	387	89
1964-65	560	429	131
1965-66	486	367	119
1966-67	555	391	164
1967-68	620	498	122
1968-69	850	699	151
1969-70	1017	821	196
1970-71	1001	759	242
1971-72	1088	891	197
1972-73	1282	1053	229
1973-74	1355	1127	228
1974-75	1543	1312	231
1975-76	1412	1155	257
1976-77	1338	1107	231
1977-78	1206	978	228
1978-79	1116	903	213
1979-80	1234	1028	206
1980-81	1077	862	215
1981-82	1161	950	211
1982-83	1178	1028	150
1983-84	1073	947	126
1984-85	1076	971	105
1985-86	1091	993	98
1986-87	1115	994	121
1987-88	1201	1100	101
1988-89	1194	1083	111
1989-90	1189	1054	135
1990-91	1280	1153	127
1991-92	1450	1284	166
1992-93	1435	1280	155
1993-94	1235	1076	149

DEGREES GRANTED, 1949-50 THROUGH 1993-94
STATE UNIVERSITY COLLEGE AT NEW PALTZ

Y E A R	T O T A L	B A C H E L O R S	M A S T E R S
1949-50	172	172	9
1950-51	211	202	29
1951-52	243	214	54
1952-53	257	203	61
1953-54	299	238	110
1954-55	314	204	84
1955-56	303	219	75
1956-57	272	197	109
1957-58	367	258	114
1958-59	403	289	141
1959-60	432	291	111
1960-61	393	282	135
1961-62	460	325	119
1962-63	495	376	176
1963-64	665	489	171
1964-65	703	532	160
1965-66	855	695	173
1966-67	827	654	186
1967-68	1006	820	231
1968-69	1180	949	232
1969-70	1080	846	277
1970-71	1208	931	253
1971-72	1470	1217	428
1972-73	1683	1255	534
1973-74	1713	1179	576
1974-75	1524	948	559
1975-76	1704	1145	518
1976-77	1478	960	434
1977-78	1268	834	340
1978-79	1225	885	318
1979-80	1139	821	337
1980-81	1155	818	253
1981-82	1017	764	265
1982-83	1162	897	243
1983-84	1233	990	316
1984-85	1385	1069	325
1985-86	1342	1017	254
1986-87	1252	998	311
1987-88	1264	953	371
1988-89	1484	1113	374
1989-90	1556	1152	401
1990-91	1614	1213	486
1991-92	1822	1336	469
1992-93	1929	1460	502
1993-94	1797	1295	

DEGREES GRANTED, 1949-50 THROUGH 1993-94
STATE UNIVERSITY COLLEGE AT OLD WESTBURY

Y E A R	B A C H E L O R S
1949-50	-
1950-51	-
1951-52	-
1952-53	-
1953-54	-
1954-55	-
1955-56	-
1956-57	-
1957-58	-
1958-59	-
1959-60	-
1960-61	-
1961-62	-
1962-63	-
1963-64	-
1964-65	-
1965-66	-
1966-67	-
1967-68	-
1968-69	-
1969-70*	18
1970-71	35
1971-72	76
1972-73	85
1973-74	147
1974-75	164
1975-76	139
1976-77	345
1977-78	280
1978-79	320
1979-80	350
1980-81	285
1981-82	363
1982-83	396
1983-84	548
1984-85	565
1985-86	443
1986-87	487
1987-88	568
1988-89	667
1989-90	706
1990-91	720
1991-92	770
1992-93	936
1993-94	775

* - FIRST DEGREES GRANTED THIS YEAR
ALL FOOTNOTES WILL APPEAR AT THE END OF THE REPORT (SEE PAGE 183)



DEGREES GRANTED, 1949-50 THROUGH 1993-94
STATE UNIVERSITY COLLEGE AT ONEONTA

Y E A R	T O T A L	B A C H E L O R S	M A S T E R S
1949-50	136	136	-
1950-51	161	147	14
1951-52	169	146	23
1952-53	241	180	61
1953-54	246	173	73
1954-55	225	147	78
1955-56	249	175	74
1956-57	305	218	87
1957-58	298	203	95
1958-59	350	244	106
1959-60	372	275	97
1960-61	439	303	136
1961-62	519	391	128
1962-63	504	385	119
1963-64	539	418	121
1964-65	584	437	147
1965-66	679	532	147
1966-67	807	659	148
1967-68	849	694	155
1968-69	922	793	129
1969-70	1283	1130	153
1970-71	1408	1247	161
1971-72	1435	1275	160
1972-73	1474	1315	159
1973-74	1344	1204	140
1974-75	1459	1304	155
1975-76	1486	1339	147
1976-77	1353	1240	113
1977-78	1490	1372	118
1978-79	1388	1283	105
1979-80	1381	1247	134
1980-81	1471	1335	136
1981-82	1434	1313	121
1982-83	1415	1272	143
1983-84	1442	1320	122
1984-85	1278	1174	104
1985-86	1290	1211	79
1986-87	1232	1138	94
1987-88	1207	1101	106
1988-89	1199	1087	112
1989-90	1133	1017	116
1990-91	1302	1152	150
1991-92	1494	1329	165
1992-93	1487	1340	147
1993-94	1229	1048	181

ALL FOOTNOTES WILL APPEAR AT THE END OF THE REPORT (SEE PAGE 183)



DEGREES GRANTED, 1949-50 THROUGH 1993-94
STATE UNIVERSITY COLLEGE AT OSWEGO

Y E A R	T O T A L	B A C H E L O R S	M A S T E R S
1949-50	322	315	7
1950-51	432	399	33
1951-52	393	345	48
1952-53	386	340	46
1953-54	348	298	50
1954-55	293	228	65
1955-56	287	244	43
1956-57	384	323	61
1957-58	439	377	62
1958-59	465	418	47
1959-60	497	461	36
1960-61	315	264	51
1961-62	598	542	56
1962-63	661	630	31
1963-64	648	588	60
1964-65	904	817	87
1965-66	825	763	62
1966-67	857	784	73
1967-68	986	898	88
1968-69	1072	943	129
1969-70	1266	1132	134
1970-71	1386	1246	140
1971-72	1801	1649	152
1972-73	1771	1655	116
1973-74	1753	1620	133
1974-75	1725	1564	161
1975-76	1396	1264	132
1976-77	2158	2058	100
1977-78	1891	1791	100
1978-79	1881	1759	122
1979-80	1589	1490	99
1980-81	1597	1472	125
1981-82	1657	1524	133
1982-83	1716	1586	130
1983-84	1557	1394	163
1984-85	1512	1350	162
1985-86	1488	1298	190
1986-87	1337	1141	196
1987-88	1284	1099	185
1988-89	1511	1290	221
1989-90	1692	1488	204
1990-91	1858	1598	260
1991-92	1922	1601	321
1992-93	1937	1641	296
1993-94	1779	1510	269

DEGREES GRANTED, 1949-50 THROUGH 1993-94
STATE UNIVERSITY COLLEGE AT PLATTSBURGH

Y E A R	T O T A L	B A C H E L O R S	M A S T E R S
1949-50	158	153	5
1950-51	242	230	12
1951-52	186	168	18
1952-53	231	210	21
1953-54	258	224	34
1954-55	226	176	50
1955-56	225	189	36
1956-57	218	187	31
1957-58	300	273	27
1958-59	239	214	25
1959-60	299	253	46
1960-61	265	232	33
1961-62	331	268	63
1962-63	370	313	57
1963-64	417	362	55
1964-65	412	343	69
1965-66	445	383	62
1966-67	458	382	76
1967-68	595	502	93
1968-69	729	595	134
1969-70	750	607	143
1970-71	892	722	170
1971-72	1160	975	185
1972-73	1378	1162	216
1973-74	1387	1181	206
1974-75	1245	1058	187
1975-76	1429	1184	245
1976-77	1287	1081	206
1977-78	1481	1298	183
1978-79	1184	1063	121
1979-80	1220	1139	81
1980-81	1350	1242	108
1981-82	1350	1267	83
1982-83	1297	1195	102
1983-84	1236	1120	116
1984-85	1267	1154	113
1985-86	1336	1224	112
1986-87	1346	1216	130
1987-88	1292	1147	145
1988-89	1267	1117	150
1989-90	1427	1213	214
1990-91	1432	1203	229
1991-92	1550	1261	289
1992-93	1608	1341	267
1993-94	1501	1247	254

95/577-23 ALL FOOTNOTES WILL APPEAR AT THE END OF THE REPORT (SEE PAGE 183)

DEGREES GRANTED, 1949-50 THROUGH 1993-94
STATE UNIVERSITY COLLEGE AT POTSDAM

Y E A R	T O T A L	B A C H E L O R S	M A S T E R S
1949-50	158	157	1
1950-51	184	167	17
1951-52	224	207	17
1952-53	212	185	27
1953-54	233	195	38
1954-55	194	160	34
1955-56	212	178	34
1956-57	239	199	40
1957-58	263	222	41
1958-59	280	250	30
1959-60	321	287	34
1960-61	508	461	47
1961-62	312	263	49
1962-63	360	299	61
1963-64	484	425	59
1964-65	481	427	54
1965-66	477	418	59
1966-67	489	420	69
1967-68	640	551	89
1968-69	780	663	117
1969-70	710	593	117
1970-71	853	715	138
1971-72	1054	926	128
1972-73	1190	1053	137
1973-74	1163	1014	149
1974-75	1036	912	124
1975-76	914	796	118
1976-77	915	800	115
1977-78	980	890	90
1978-79	868	760	108
1979-80	744	655	89
1980-81	806	712	94
1981-82	865	780	85
1982-83	859	770	89
1983-84	831	738	93
1984-85	920	821	99
1985-86	955	845	110
1986-87	902	745	157
1987-88	870	679	191
1988-89	881	657	224
1989-90	842	608	234
1990-91	897	667	230
1991-92	1023	795	228
1992-93	1157	863	294
1993-94	1044	804	240

ALL FOOTNOTES WILL APPEAR AT THE END OF THE REPORT (SEE PAGE 183)

DEGREES GRANTED, 1949-50 THROUGH 1993-94
STATE UNIVERSITY COLLEGE AT PURCHASE

Y E A R	T O T A L	B A C H E L O R S	M A S T E R S
1949-50	-	-	-
1950-51	-	-	-
1951-52	-	-	-
1952-53	-	-	-
1953-54	-	-	-
1954-55	-	-	-
1955-56	-	-	-
1956-57	-	-	-
1957-58	-	-	-
1958-59	-	-	-
1959-60	-	-	-
1960-61	-	-	-
1961-62	-	-	-
1962-63	-	-	-
1963-64	-	-	-
1964-65	-	-	-
1965-66	-	-	-
1966-67	-	-	-
1967-68	-	-	-
1968-69	-	-	-
1969-70	-	-	-
1970-71	-	-	-
1971-72	-	-	-
1972-73+	53	-	-
1973-74	106	53	-
1974-75	104	106	-
1975-76	220	104	-
1976-77	268	220	-
1977-78	259	268	-
1978-79	256	259	-
1979-80	268	268	-
1980-81	299	299	-
1981-82	334	334	-
1982-83	341	341	-
1983-84	413	413	-
1984-85	422	422	-
1985-86	399	399	-
1986-87	387	387	-
1987-88	420	413	7
1988-89	396	388	8
1989-90	406	396	10
1990-91	502	489	13
1991-92	548	536	12
1992-93	564	548	16
1993-94	527	518	9

+ - FIRST DEGREES GRANTED THIS YEAR
ALL FOOTNOTES WILL APPEAR AT THE END OF THE REPORT (SEE PAGE 183)



DEGREES GRANTED, 1949-50 THROUGH 1993-94

HEALTH SCIENCES CENTERS

Y E A R	T O T A L	A S S O C I A T E	B A C H E L O R S	M A S T E R S	D O C T O R A L	F I R S T P R O F E S S I O N A L
1949-50	-	-	-	-	-	-
1950-51+	144	-	-	-	-	144
1951-52	147	-	-	-	-	147
1952-53	201	-	-	-	-	201
1953-54	197	-	-	-	-	197
1954-55	209	-	-	-	-	209
1955-56	216	-	-	-	-	216
1956-57	208	-	-	-	-	208
1957-58	218	-	-	-	-	217
1958-59	206	-	-	-	1	205
1959-60	212	-	-	-	4	208
1960-61	215	7	-	1	5	202
1961-62	224	14	-	-	3	207
1962-63	487	17	121	11	8	330
1963-64	536	20	100	62	7	347
1964-65	547	23	168	5	13	338
1965-66	616	27	180	19	12	378
1966-67	712	49	180	28	44	411
1967-68	783	40	209	40	48	446
1968-69	803	42	240	32	49	440
1969-70	878	59	282	50	46	441
1970-71	988	72	306	72	56	482
1971-72	1183	93	472	65	61	492
1972-73	1456	101	608	157	95	495
1973-74	1772	140	828	216	57	531
1974-75	1713	122	803	182	44	562
1975-76	1876	125	887	179	80	605
1976-77	2025	138	910	323	67	587
1977-78	1895	60	876	261	65	633
1978-79	1932	68	844	297	86	637
1979-80	1923	61	841	292	76	653
1980-81	1926	55	849	264	80	678
1981-82	2036	64	900	292	88	692
1982-83	1872	50	821	252	82	667
1983-84	1963	48	827	296	71	721
1984-85	1985	62	859	271	71	722
1985-86	1854	51	758	256	64	725
1986-87	1925	42	848	254	69	712
1987-88	1983	32	842	317	67	725
1988-89	1944	29	822	277	84	732
1989-90	1865	38	771	282	74	700
1990-91	2100	23	858	411	81	727
1991-92	2027	34	824	372	86	711
1992-93	2160	50	909	429	81	691
1993-94	2159	53	872	418	101	709

* - FIRST DEGREES GRANTED THIS YEAR
ALL FOOTNOTES WILL APPEAR AT THE END OF THE REPORT (SEE PAGE 183)



DEGREES GRANTED, 1949-50 THROUGH 1993-94

HSC-BROOKLYN SYRACUSE ONLY

Y E A R	T O T A L	A S S O C I A T E	B A C H E L O R S	M A S T E R S	D O C T O R A L	F I R S T P R O F E S S I O N A L
1949-50	-	-	-	-	-	-
1950-51*	144	-	-	-	-	144
1951-52	147	-	-	-	-	147
1952-53	201	-	-	-	-	201
1953-54	197	-	-	-	-	197
1954-55	209	-	-	-	-	209
1955-56	216	-	-	-	-	216
1956-57	208	-	-	-	-	208
1957-58	218	-	-	-	-	217
1958-59	206	-	-	-	1	205
1959-60	212	-	-	-	1	208
1960-61	215	7	-	-	4	202
1961-62	224	14	-	1	5	207
1962-63	232	17	-	-	3	207
1963-64	295	20	-	1	7	207
1964-65	253	23	-	54	5	216
1965-66	266	27	-	-	9	221
1966-67	323	49	-	2	9	228
1967-68	360	40	1	1	19	253
1968-69	359	42	8	3	19	290
1969-70	392	59	23	2	15	277
1970-71	469	72	30	3	14	286
1971-72	522	93	69	8	18	302
1972-73	602	101	106	5	25	293
1973-74	685	140	164	7	27	303
1974-75	678	122	206	10	10	319
1975-76	726	125	209	3	15	329
1976-77	733	138	245	6	21	329
1977-78	665	60	242	9	12	332
1978-79	654	68	245	2	20	338
1979-80	686	61	226	5	24	331
1980-81	674	61	255	6	20	344
1981-82	691	55	240	6	16	357
1982-83	672	64	230	7	20	370
1983-84	677	50	231	2	21	368
1984-85	660	48	221	1	15	392
1985-86	626	51	216	2	12	368
1986-87	663	42	191	5	11	373
1987-88	638	32	216	18	14	361
1988-89	707	29	222	16	7	371
1989-90	641	38	276	20	11	357
1990-91	696	23	211	21	14	368
1991-92	680	34	247	39	19	362
1992-93	692	50	234	33	17	343
1993-94	741	59	267	23	9	350
		59	297	19	16	

* - FIRST DEGREES GRANTED THIS YEAR
 ALL FOOTNOTES WILL APPEAR AT THE END OF THE REPORT (SEE PAGE 183)

95/577-27



DEGREES GRANTED, 1949-50 THROUGH 1993-94
HEALTH SCIENCE CENTER AT BUFFALO

Y E A R	T O T A L	B A C H E L O R S	M A S T E R S	D O C T O R A L	F I R S T P R O F E S S I O N A L
1949-50	-	-	-	-	-
1950-51	-	-	-	-	-
1951-52	-	-	-	-	-
1952-53	-	-	-	-	-
1953-54	-	-	-	-	-
1954-55	-	-	-	-	-
1955-56	-	-	-	-	-
1956-57	-	-	-	-	-
1957-58	-	-	-	-	-
1958-59	-	-	-	-	-
1959-60	-	-	-	-	-
1960-61	-	-	-	-	-
1961-62	-	-	-	-	-
1962-63*	255	-	10	-	-
1963-64	241	121	8	1	123
1964-65	294	100	5	2	131
1965-66	350	168	4	4	117
1966-67	389	180	17	3	150
1967-68	423	179	27	25	158
1968-69	444	201	30	29	156
		217	30	34	163
1969-70	486	252	47	32	155
1970-71	510	228	64	38	180
1971-72	534	239	60	36	199
1972-73	593	233	100	68	192
1973-74	783	375	149	47	212
1974-75	730	397	96	29	208
1975-76	829	414	118	57	240
1976-77	868	444	140	49	235
1977-78	817	410	137	43	227
1978-79	814	388	134	60	232
1979-80	798	381	136	52	229
1980-81	804	394	115	54	241
1981-82	815	409	114	59	233
1982-83	760	390	96	54	220
1983-84	837	398	162	49	228
1984-85	873	443	145	43	242
1985-86	788	377	137	47	227
1986-87	759	414	81	38	226
1987-88	747	370	102	49	226
1988-89	776	368	116	58	234
1989-90	735	356	115	44	220
1990-91	746	388	88	39	231
1991-92	829	397	154	52	226
1992-93	825	390	162	52	221
1993-94	825	393	136	65	231

* - FIRST DEGREES GRANTED THIS YEAR
ALL FOOTNOTES WILL APPEAR AT THE END OF THE REPORT (SEE PAGE 183)

DEGREES GRANTED, 1949-50 THROUGH 1993-94
HEALTH SCIENCE CENTER AT BROOKLYN

Y E A R	T O T A L	B A C H E L O R S	M A S T E R S	D O C T O R A L	F I R S T P R O F E S S I O N A L
1949-50	-	-	-	-	-
1950-51*	96	-	-	-	96
1951-52	103	-	-	-	103
1952-53	140	-	-	-	140
1953-54	131	-	-	-	131
1954-55	138	-	-	-	138
1955-56	146	-	-	-	146
1956-57	145	-	-	-	145
1957-58	146	-	-	1	145
1958-59	140	-	-	-	140
1959-60	137	-	-	3	134
1960-61	140	-	1	5	134
1961-62	138	-	-	2	136
1962-63	133	-	-	4	129
1963-64	190	-	53	3	134
1964-65	153	-	-	5	148
1965-66	158	-	-	6	152
1966-67	171	-	-	11	152
1967-68	210	3	-	11	160
1968-69	207	16	-	11	196
1969-70	220	23	1	6	184
1970-71	276	59	2	7	188
1971-72	303	88	3	11	203
1972-73	317	111	1	16	198
1973-74	359	151	2	7	199
1974-75	377	156	2	7	212
1975-76	405	181	2	11	211
1976-77	407	182	3	7	215
1977-78	416	191	-	9	216
1978-79	405	177	-	13	215
1979-80	431	200	1	7	223
1980-81	413	184	2	11	216
1981-82	403	173	-	15	215
1982-83	411	180	-	13	218
1983-84	414	166	-	8	240
1984-85	393	166	-	8	219
1985-86	359	142	1	4	212
1986-87	384	157	-	8	219
1987-88	369	152	1	5	211
1988-89	434	209	2	6	217
1989-90	391	164	11	8	208
1990-91	452	190	24	15	223
1991-92	407	160	22	5	220
1992-93	412	207	9	-	196
1993-94	404	205	6	2	191

* - FIRST DEGREES GRANTED THIS YEAR
ALL FOOTNOTES WILL APPEAR AT THE END OF THE REPORT (SEE PAGE 183)



DEGREES GRANTED, 1949-50 THROUGH 1993-94
HEALTH SCIENCE CENTER AT STONY BROOK

Y E A R	T O T A L	B A C H E L O R S	M A S T E R S	D O C T O R A L	F I R S T P R O F E S S I O N A L
1949-50	-	-	-	-	-
1950-51	-	-	-	-	-
1951-52	-	-	-	-	-
1952-53	-	-	-	-	-
1953-54	-	-	-	-	-
1954-55	-	-	-	-	-
1955-56	-	-	-	-	-
1956-57	-	-	-	-	-
1957-58	-	-	-	-	-
1958-59	-	-	-	-	-
1959-60	-	-	-	-	-
1960-61	-	-	-	-	-
1961-62	-	-	-	-	-
1962-63	-	-	-	-	-
1963-64	-	-	-	-	-
1964-65	-	-	-	-	-
1965-66	-	-	-	-	-
1966-67	-	-	-	-	-
1967-68	-	-	-	-	-
1968-69	-	-	-	-	-
1969-70	9	9	-	-	-
1970-71+	127	127	-	-	-
1971-72	261	211	50	-	-
1972-73	304	247	57	-	-
1973-74	305	197	83	-	25
1974-75	321	228	55	2	36
1975-76	424	224	174	6	20
1976-77	413	221	122	2	68
1977-78	464	230	158	2	74
1978-79	439	205	150	4	80
1979-80	448	215	143	10	80
1980-81	530	261	171	9	89
1981-82	440	200	154	7	79
1982-83	449	208	133	7	101
1983-84	452	200	124	16	112
1984-85	440	190	114	6	130
1985-86	503	218	155	17	113
1986-87	598	250	199	11	138
1987-88	461	178	141	15	127
1988-89	489	204	146	16	123
1989-90	658	223	284	23	128
1990-91	518	193	185	17	123
1991-92	643	252	244	20	127
1992-93	593	182	263	20	128
1993-94					

+ - FIRST DEGREES GRANTED THIS YEAR

ALL FOOTNOTES WILL APPEAR AT THE END OF THE REPORT (SEE PAGE 183)

DEGREES GRANTED, 1949-50 THROUGH 1993-94
HEALTH SCIENCE CENTER AT SYRACUSE

Y E A R	T O T A L	A S S O C I A T E	B A C H E L O R S	M A S T E R S	D O C T O R A L	F I R S T P R O F E S S I O N A L
1949-50	-	-	-	-	-	-
1950-51+	48	-	-	-	-	48
1951-52	44	-	-	-	-	44
1952-53	61	-	-	-	-	61
1953-54	66	-	-	-	-	66
1954-55	71	-	-	-	-	71
1955-56	70	-	-	-	-	70
1956-57	63	-	-	-	-	63
1957-58	72	-	-	-	-	72
1958-59	66	-	-	-	1	65
1959-60	75	-	-	-	1	74
1960-61	75	7	-	-	-	68
1961-62	86	14	-	-	-	71
1962-63	99	17	-	-	3	78
1963-64	105	20	-	1	2	82
1964-65	100	23	-	1	4	73
1965-66	108	27	-	-	3	76
1966-67	152	49	1	2	8	93
1967-68	150	40	5	3	8	94
1968-69	152	42	7	1	9	93
1969-70	172	59	7	1	7	98
1970-71	193	72	10	5	7	99
1971-72	219	93	18	4	9	95
1972-73	285	101	53	6	11	114
1973-74	326	140	55	8	3	120
1974-75	301	122	53	1	8	117
1975-76	321	125	64	4	10	118
1976-77	326	138	60	6	5	117
1977-78	249	60	54	2	11	122
1978-79	249	68	49	5	11	116
1979-80	255	61	55	5	13	121
1980-81	261	55	56	4	5	141
1981-82	288	64	57	7	5	155
1982-83	261	50	51	2	8	150
1983-84	263	48	55	1	7	152
1984-85	267	62	50	2	4	149
1985-86	267	51	49	4	7	156
1986-87	279	42	59	18	6	154
1987-88	269	32	70	15	2	150
1988-89	273	29	67	18	5	154
1989-90	250	38	47	10	6	149
1990-91	244	23	57	15	4	145
1991-92	273	34	74	11	12	142
1992-93	280	50	60	14	9	147
1993-94	337	59	92	13	14	159

+ - FIRST DEGREES GRANTED THIS YEAR

ALL FOOTNOTES WILL APPEAR AT THE END OF THE REPORT (SEE PAGE 183)

DEGREES GRANTED, 1949-50 THROUGH 1993-94
SPECIALIZED COLLEGES

Y E A R	T O T A L	A S S O C I A T E	B A C H E L O R S	M A S T E R S	D O C T O R A L	F I R S T P R O F E S S I O N A L
1949-50	400	-	355	39	6	-
1950-51	246	-	218	27	1	-
1951-52	281	-	243	33	5	-
1952-53	249	-	225	19	5	-
1953-54	236	-	203	24	9	-
1954-55	217	-	187	20	10	-
1955-56	247	-	200	38	9	-
1956-57	232	-	193	24	15	-
1957-58	205	-	171	23	11	-
1958-59	218	-	166	40	12	-
1959-60	235	-	195	34	6	-
1960-61	215	-	169	36	10	-
1961-62	240	-	186	35	19	-
1962-63	238	-	202	28	8	-
1963-64	300	-	252	30	18	-
1964-65	262	-	213	31	18	-
1965-66	313	-	255	38	20	-
1966-67	340	-	296	24	20	-
1967-68	347	-	291	38	18	-
1968-69	409	-	354	38	17	-
1969-70	433	-	382	31	20	-
1970-71	482	-	420	32	30	-
1971-72	497	-	410	54	33	-
1972-73	639	9	482	52	15	81
1973-74	689	79	523	65	22	-
1974-75	799	93	610	60	19	17
1975-76	1078	99	877	63	19	20
1976-77	1257	93	1033	77	15	39
1977-78	1478	91	1246	101	17	23
1978-79	1481	84	1238	102	19	38
1979-80	1482	83	1179	155	12	53
1980-81	1503	73	1233	125	14	58
1981-82	1668	64	1322	205	11	66
1982-83	1584	56	1303	147	15	63
1983-84	1716	42	1472	122	21	59
1984-85	1571	38	1336	121	17	51
1985-86	1425	31	1215	115	13	62
1986-87	1298	22	1079	120	15	55
1987-88	1319	25	1105	114	20	62
1988-89	1347	37	1140	90	18	62
1989-90	1285	34	1058	126	19	48
1990-91	1368	40	1106	128	23	71
1991-92	1400	32	1117	173	10	68
1992-93	1513	39	1218	172	25	59
1993-94	1412	26	1144	159	19	64

DEGREES GRANTED, 1949-50 THROUGH 1993-94
COLLEGE OF ENVIRON. SCIENCE + FORESTRY

Y E A R	T O T A L	A S S O C I A T E	B A C H E L O R S	M A S T E R S	D O C T O R A L
1949-50	244	-	199	39	6
1950-51	183	-	155	27	1
1951-52	173	-	135	33	5
1952-53	130	-	106	19	5
1953-54	144	-	111	24	9
1954-55	125	-	95	20	10
1955-56	144	-	97	38	9
1956-57	142	-	103	24	15
1957-58	125	-	91	23	11
1958-59	152	-	100	40	12
1959-60	131	-	91	34	6
1960-61	124	-	78	36	10
1961-62	144	-	90	35	19
1962-63	148	-	112	28	8
1963-64	164	-	116	30	18
1964-65	155	-	106	31	18
1965-66	200	-	142	38	20
1966-67	218	-	174	24	20
1967-68	210	-	154	38	18
1968-69	264	-	209	38	17
1969-70	269	-	218	31	20
1970-71	358	-	296	32	30
1971-72	366	-	285	48	33
1972-73	426	9	361	41	15
1973-74	543	79	395	47	22
1974-75	543	93	388	43	19
1975-76	619	99	452	49	19
1976-77	599	93	431	60	15
1977-78	655	91	489	58	17
1978-79	615	84	445	67	19
1979-80	615	83	454	66	12
1980-81	586	73	431	68	14
1981-82	647	64	468	104	11
1982-83	512	56	347	94	15
1983-84	474	42	318	94	20
1984-85	481	38	343	83	17
1985-86	441	31	316	81	13
1986-87	385	22	264	85	14
1987-88	395	25	267	83	20
1988-89	358	37	254	50	17
1989-90	362	34	244	65	19
1990-91	451	40	295	95	21
1991-92	473	32	322	111	8
1992-93	487	39	319	104	25
1993-94	417	26	303	69	19

ALL FOOTNOTES WILL APPEAR AT THE END OF THE REPORT (SEE PAGE 183)

DEGREES GRANTED, 1949-50 THROUGH 1993-94

MARITIME COLLEGE

Y E A R	T O T A L	B A C H E L O R S	M A S T E R S
1949-50	156		
1950-51	63	156	
1951-52	108	63	
1952-53	119	108	
1953-54	92	119	
1954-55	92	92	
1955-56	103	92	
1956-57	90	103	
1957-58	80	90	
1958-59	66	80	
		66	
1959-60	104	104	
1960-61	91	91	
1961-62	96	96	
1962-63	90	90	
1963-64	136	136	
1964-65	107	107	
1965-66	113	113	
1966-67	122	122	
1967-68	137	137	
1968-69	145	145	
1969-70	164	164	
1970-71	124	124	
1971-72	131	125	6
1972-73	132	121	11
1973-74	144	128	16
1974-75	172	156	16
1975-76	146	146	14
1976-77	145	132	17
1977-78	197	178	19
1978-79	234	207	27
1979-80	247	223	24
1980-81	245	211	34
1981-82	228	198	30
1982-83	206	181	25
1983-84	220	202	18
1984-85	249	221	28
1985-86	224	197	27
1986-87	204	182	22
1987-88	176	164	12
1988-89	157	145	12
1989-90	128	112	16
1990-91	149	144	5
1991-92	148	127	21
1992-93	126	104	22
1993-94	147	130	17

DEGREES GRANTED, 1949-50 THROUGH 1993-94
STATE COLLEGE OF OPTOMETRY

Y E A R	T O T A L	M A S T E R S	D O C T O R A L	F I R S T P R O F E S S I O N A L
1949-50	-	-	-	-
1950-51	-	-	-	-
1951-52	-	-	-	-
1952-53	-	-	-	-
1953-54	-	-	-	-
1954-55	-	-	-	-
1955-56	-	-	-	-
1956-57	-	-	-	-
1957-58	-	-	-	-
1958-59	-	-	-	-
1959-60	-	-	-	-
1960-61	-	-	-	-
1961-62	-	-	-	-
1962-63	-	-	-	-
1963-64	-	-	-	-
1964-65	-	-	-	-
1965-66	-	-	-	-
1966-67	-	-	-	-
1967-68	-	-	-	-
1968-69	-	-	-	-
1969-70	-	-	-	-
1970-71	-	-	-	-
1971-72	81	-	-	81
1972-73+	2	2	-	-
1973-74	18	1	-	17
1974-75	20	-	-	20
1975-76	39	-	-	39
1976-77	24	1	-	23
1977-78	38	-	-	38
1978-79	-	-	-	-
1979-80	53	-	-	53
1980-81	58	-	-	58
1981-82	66	-	-	66
1982-83	64	1	-	63
1983-84	60	-	1	59
1984-85	52	1	-	51
1985-86	63	-	1	62
1986-87	55	-	-	55
1987-88	64	1	1	62
1988-89	-	-	-	-
1989-90	55	7	-	48
1990-91	82	9	2	71
1991-92	77	7	2	68
1992-93	62	3	-	59
1993-94	66	2	-	64

+ - FIRST DEGREES GRANTED THIS YEAR
ALL FOOTNOTES WILL APPEAR AT THE END OF THE REPORT (SEE PAGE 183)

DEGREES GRANTED, 1949-50 THROUGH 1993-94
COLLEGE OF TECHNOLOGY AT UTICA/ROME

Y E A R	T O T A L	B A C H E L O R S	M A S T E R S
1949-50	-	-	-
1950-51	-	-	-
1951-52	-	-	-
1952-53	-	-	-
1953-54	-	-	-
1954-55	-	-	-
1955-56	-	-	-
1956-57	-	-	-
1957-58	-	-	-
1958-59	-	-	-
1959-60	-	-	-
1960-61	-	-	-
1961-62	-	-	-
1962-63	-	-	-
1963-64	-	-	-
1964-65	-	-	-
1965-66	-	-	-
1966-67	-	-	-
1967-68	-	-	-
1968-69	-	-	-
1969-70	-	-	-
1970-71	-	-	-
1971-72	-	-	-
1972-73	-	-	-
1973-74	-	-	-
1974-75+	66	66	-
1975-76	293	293	-
1976-77	474	474	-
1977-78	602	579	23
1978-79	594	586	8
1979-80	567	502	65
1980-81	614	591	23
1981-82	727	656	71
1982-83	802	775	27
1983-84	962	952	10
1984-85	781	772	9
1985-86	708	702	6
1986-87	646	633	13
1987-88	693	674	19
1988-89	768	741	27
1989-90	740	702	38
1990-91	686	667	19
1991-92	702	668	34
1992-93	838	795	43
1993-94	782	711	71

* FIRST DEGREES GRANTED THIS YEAR
ALL FOOTNOTES WILL APPEAR AT THE END OF THE REPORT (SEE PAGE 183)

DEGREES GRANTED, 1949-50 THROUGH 1993-94

STATUTORY COLLEGES

Y E A R	T O T A L	B A C H E L O R S	M A S T E R S	D O C T O R A L	F I R S T P R O F E S S I O N A L
1949-50	855	741	63	-	51
1950-51	1000	642	*	*	47
1951-52	974	612	213	127	48
1952-53	979	594	219	115	46
1953-54	980	612	182	138	47
1954-55	921	604	198	129	49
1955-56	958	565	192	113	51
1956-57	952	601	213	99	45
1957-58	886	583	227	92	50
1958-59	884	613	152	74	47
1959-60	884	573	176	88	47
1960-61	966	635	192	105	52
1961-62	1014	598	209	102	57
1962-63	1152	634	237	89	54
1963-64	1218	727	242	128	55
1964-65	1147	761	267	131	59
1965-66	1339	705	277	112	53
1966-67	1319	838	298	149	54
1967-68	1469	862	258	140	59
1968-69	1363	953	270	188	58
1969-70	1505	913	231	167	52
1970-71	1624	999	266	180	60
1971-72	1813	1119	266	180	59
1972-73	1874	1252	313	189	59
1973-74	1938	1334	302	179	59
1974-75	1943	1387	317	173	61
1975-76	1991	1413	282	183	65
1976-77	2041	1463	310	153	65
1977-78	1889	1448	314	208	71
1978-79	1952	1362	275	180	72
1979-80	2055	1435	290	151	76
1980-81	2067	1497	311	167	80
1981-82	2089	1509	314	166	78
1982-83	2124	1494	322	193	80
1983-84	2106	1556	325	163	80
1984-85	2102	1536	311	181	78
1985-86	2081	1531	323	165	83
1986-87	2067	1523	327	154	77
1987-88	2100	1494	309	183	81
1988-89	2159	1515	328	180	77
1989-90	2196	1550	320	213	76
1990-91	2200	1566	341	207	82
1991-92	2255	1562	372	108	78
1992-93	2142	1599	384	194	78
1993-94	1521	1521	342	197	82

* - INDICATES INCOMPLETE DATA

95/577-37 ALL FOOTNOTES WILL APPEAR AT THE END OF THE REPORT (SEE PAGE 183)



DEGREES GRANTED, 1949-50 THROUGH 1993-94
COLLEGE OF AGRICULTURE + LIFE SCIENCES

Y E A R	T O T A L	B A C H E L O R S	M A S T E R S	D O C T O R A L
1949-50	441	414	27	*
1950-51	544	348	119	111
1951-52	585	314	180	96
1952-53	560	309	127	116
1953-54	558	317	124	111
1954-55	487	323	122	93
1955-56	538	272	141	86
1956-57	534	311	149	78
1957-58	458	307	94	61
1958-59	469	303	98	74
1959-60	549	297	111	85
1960-61	510	353	122	84
1961-62	576	304	173	72
1962-63	627	331	158	99
1963-64	705	370	198	96
1964-65	655	411	207	88
1965-66	804	360	207	110
1966-67	775	487	196	110
1967-68	869	469	165	144
1968-69	786	560	137	131
1969-70	896	518	176	147
1970-71	939	573	179	138
1971-72	1019	612	193	141
1972-73	1099	685	198	136
1973-74	1131	765	202	128
1974-75	1186	801	195	139
1975-76	1141	852	191	118
1976-77	1242	832	199	154
1977-78	1098	889	169	139
1978-79	1139	790	191	111
1979-80	1170	837	192	120
1980-81	1159	858	201	129
1981-82	1192	829	196	143
1982-83	1203	1192	185	120
1983-84	1170	898	178	123
1984-85	1220	863	194	124
1985-86	1152	902	185	112
1986-87	1153	855	163	140
1987-88	1148	850	157	130
1988-89	1214	861	167	144
1989-90	1194	903	183	149
1990-91	1199	862	198	136
1991-92	1223	865	207	141
1992-93	1212	875	187	141
1993-94	1212	884	187	141

* INDICATES INCOMPLETE DATA

ALL FOOTNOTES WILL APPEAR AT THE END OF THE REPORT (SEE PAGE 183)

DEGREES GRANTED, 1949-50 THROUGH 1993-94

COLLEGE OF CERAMICS

Y E A R	T O T A L	B A C H E L O R S	M A S T E R S	D O C T O R A L
1949-50	112			
1950-51	87	91	21	
1951-52	75	72	15	
1952-53	62	61	14	
1953-54	75	53	9	
1954-55	56	65	10	
1955-56	81	50	6	
1956-57	81	72	9	
1957-58	76	69	12	
1958-59	101	66	8	2
		90	10	1
1959-60	72	58	13	
1960-61	89	72	16	
1961-62	70	63	5	
1962-63	102	82	15	2
1963-64	114	98	12	5
1964-65	102	88	9	4
1965-66	92	74	16	5
1966-67	96	74	16	2
1967-68	113	92	16	6
1968-69	116	87	16	5
		107	25	4
1969-70	128	107	20	
1970-71	99	80	15	1
1971-72	122	100	17	4
1972-73	154	128	21	5
1973-74	164	145	17	5
1974-75	127	104	22	2
1975-76	123	100	20	1
1976-77	144	122	20	3
1977-78	132	106	22	2
1978-79	150	129	19	4
		130	19	2
1979-80	151	130	19	2
1980-81	153	135	14	4
1981-82	168	150	18	4
1982-83	198	176	18	-
1983-84	204	165	32	4
1984-85	226	192	31	7
1985-86	175	140	30	3
1986-87	191	149	37	5
1987-88	205	145	53	5
1988-89	191	142	44	7
		147	31	5
1989-90	189	147	31	11
1990-91	203	150	38	15
1991-92	201	162	33	6
1992-93	214	179	30	5
1993-94	172	135	32	5

ALL FOOTNOTES WILL APPEAR AT THE END OF THE REPORT (SEE PAGE 183)

DEGREES GRANTED, 1949-50 THROUGH 1993-94

COLLEGE OF HUMAN ECOLOGY

Y E A R	T O T A L	B A C H E L O R S	M A S T E R S	D O C T O R A L
1949-50	153	149	4	0
1950-51	137	137	0	0
1951-52	195	146	43	6
1952-53	194	170	15	9
1953-54	194	156	27	11
1954-55	192	146	37	9
1955-56	178	138	28	12
1956-57	198	155	35	8
1957-58	188	139	40	9
1958-59	178	144	28	6
1959-60	195	146	41	8
1960-61	192	148	34	10
1961-62	215	164	44	7
1962-63	196	158	32	6
1963-64	210	167	40	3
1964-65	212	164	38	10
1965-66	216	177	28	11
1966-67	238	181	49	8
1967-68	230	203	23	4
1968-69	258	202	39	17
1969-70	247	190	44	13
1970-71	306	248	46	12
1971-72	359	295	53	11
1972-73	390	302	68	20
1973-74	353	279	52	22
1974-75	399	315	63	21
1975-76	377	319	35	23
1976-77	398	325	60	13
1977-78	371	294	43	34
1978-79	338	283	36	19
1979-80	364	303	39	22
1980-81	396	320	49	27
1981-82	405	333	49	23
1982-83	372	297	49	26
1983-84	361	294	47	20
1984-85	393	318	41	34
1985-86	355	299	41	15
1986-87	405	335	50	20
1987-88	379	320	41	18
1988-89	397	333	40	24
1989-90	429	354	47	28
1990-91	455	371	59	25
1991-92	439	359	62	18
1992-93	434	351	64	19
1993-94	423	344	59	20

* - INDICATES INCOMPLETE DATA

ALL FOOTNOTES WILL APPEAR AT THE END OF THE REPORT (SEE PAGE 183)

DEGREES GRANTED, 1949-50 THROUGH 1993-94
SCHOOL OF INDUSTRIAL + LABOR RELATIONS

Y E A R	T O T A L	B A C H E L O R S	M A S T E R S	D O C T O R A L
1949-50	98	87	11	-
1950-51	*	85	*	*
1951-52	129	91	31	7
1952-53	79	62	9	8
1953-54	103	74	18	11
1954-55	117	85	25	7
1955-56	118	83	29	6
1956-57	91	66	22	3
1957-58	95	71	23	1
1958-59	94	76	14	4
1959-60	87	72	14	1
1960-61	87	62	21	4
1961-62	96	67	26	3
1962-63	78	63	12	3
1963-64	125	92	25	8
1964-65	117	98	15	4
1965-66	116	94	17	5
1966-67	126	96	19	11
1967-68	124	98	20	6
1968-69	138	104	27	7
1969-70	131	98	25	8
1970-71	130	98	24	8
1971-72	132	112	15	5
1972-73	172	137	21	14
1973-74	181	145	28	8
1974-75	211	167	29	15
1975-76	178	142	28	8
1976-77	231	184	34	13
1977-78	203	159	38	6
1978-79	217	160	47	10
1979-80	199	165	30	4
1980-81	237	184	50	3
1981-82	244	197	38	9
1982-83	225	168	49	8
1983-84	262	199	55	8
1984-85	223	163	57	3
1985-86	249	190	51	8
1986-87	236	184	49	3
1987-88	228	179	46	3
1988-89	261	179	78	4
1989-90	223	146	69	8
1990-91	248	183	57	8
1991-92	258	176	75	7
1992-93	278	194	80	4
1993-94	231	158	61	12

* INDICATES INCOMPLETE DATA

ALL FOOTNOTES WILL APPEAR AT THE END OF THE REPORT (SEE PAGE 183)

DEGREES GRANTED, 1949-50 THROUGH 1993-94

COLLEGE OF VETERINARY MEDICINE

Y E A R	T O T A L	M A S T E R S	D O C T O R A L	F I R S T P R O F E S S I O N A L
1949-50	51	-	-	51
1950-51	47	-	-	47
1951-52	57	6	3	48
1952-53	54	6	2	46
1953-54	47	-	-	47
1954-55	57	6	2	49
1955-56	57	4	2	51
1956-57	50	3	2	45
1957-58	59	7	2	50
1958-59	55	6	2	47
1959-60	61	10	4	47
1960-61	67	10	5	52
1961-62	75	12	6	57
1962-63	62	5	3	54
1963-64	76	7	14	55
1964-65	82	7	16	59
1965-66	68	9	6	53
1966-67	75	7	14	54
1967-68	77	3	15	59
1968-69	88	14	16	58
1969-70	71	5	14	52
1970-71	74	5	9	60
1971-72	72	2	11	59
1972-73	78	10	9	59
1973-74	77	7	11	59
1974-75	70	1	8	61
1975-76	79	4	10	65
1976-77	77	5	7	65
1977-78	93	12	10	71
1978-79	86	4	10	72
1979-80	99	11	12	76
1980-81	99	6	13	80
1981-82	91	8	5	78
1982-83	102	10	12	80
1983-84	94	6	8	80
1984-85	94	4	12	78
1985-86	103	7	13	83
1986-87	97	6	14	77
1987-88	102	6	15	81
1988-89	103	9	17	77
1989-90	104	6	22	76
1990-91	96	4	10	82
1991-92	103	4	21	78
1992-93	106	3	25	78
1993-94	104	3	19	82

ALL FOOTNOTES WILL APPEAR AT THE END OF THE REPORT (SEE PAGE 183)



DEGREES GRANTED, 1949-50 THROUGH 1993-94
COLLEGES C^o TECHNOLOGY/AGRIC.

Y E A R	T O T A L	A S S O C I A T E	B A C H E L O R S
1949-50	1023	1023	-
1950-51	1191	1191	-
1951-52	933	933	-
1952-53	924	924	-
1953-54	1010	1010	-
1954-55	1247	1247	-
1955-56	1342	1342	-
1956-57	1388	1388	-
1957-58	1337	1337	-
1958-59	1563	1563	-
1959-60	1664	1664	-
1960-61	1696	1696	-
1961-62	1820	1820	-
1962-63	1894	1894	-
1963-64	1888	1888	-
1964-65	2224	2224	-
1965-66	2604	2604	-
1966-67	3206	3206	-
1967-68	3312	3312	-
1968-69	3883	3883	-
1969-70	4008	4008	-
1970-71	4533	4533	-
1971-72	5041	5041	-
1972-73	5564	5564	-
1973-74	6300	6300	-
1974-75	6991	6991	-
1975-76	6990	6990	-
1976-77	7224	7224	-
1977-78	7430	7430	-
1978-79	7200	7200	-
1979-80	6894	6894	-
1980-81	6853	6853	-
1981-82	6554	6554	-
1982-83	6592	6592	-
1983-84	6407	6407	-
1984-85	5994	5994	-
1985-86	5393	5393	-
1986-87	5178	5153	25
1987-88	5234	5205	29
1988-89	5021	4931	90
1989-90	5140	5052	88
1990-91	5393	5299	94
1991-92	5214	5092	122
1992-93	5064	4915	149
1993-94	4704	4531	173

ALL FOOTNOTES WILL APPEAR AT THE END OF THE REPORT (SEE PAGE 183)

DEGREES GRANTED, 1949-50 THROUGH 1993-94
SUNY COLLEGE OF TECHNOLOGY AT ALFRED

Y E A R	T O T A L	A S S O C I A T E	B A C H E L O R S
1949-50	-	-	-
1950-51+	205	205	-
1951-52	192	192	-
1952-53	192	192	-
1953-54	237	237	-
1954-55	309	309	-
1955-56	352	352	-
1956-57	364	364	-
1957-58	333	333	-
1958-59	404	404	-
1959-60	391	391	-
1960-61	467	467	-
1961-62	419	419	-
1962-63	416	416	-
1963-64	408	408	-
1964-65	442	442	-
1965-66	547	547	-
1966-67	665	665	-
1967-68	680	680	-
1968-69	719	719	-
1969-70	718	718	-
1970-71	784	784	-
1971-72	948	948	-
1972-73	1190	1190	-
1973-74	1395	1395	-
1974-75	1401	1401	-
1975-76	1484	1484	-
1976-77	1527	1527	-
1977-78	1566	1566	-
1978-79	1409	1409	-
1979-80	1438	1438	-
1980-81	1505	1505	-
1981-82	1421	1421	-
1982-83	1469	1469	-
1983-84	1401	1401	-
1984-85	1316	1316	-
1985-86	1202	1202	-
1986-87	1131	1131	-
1987-88	1087	1087	-
1988-89	1011	1011	-
1989-90	1099	1099	-
1990-91	1118	1118	-
1991-92	1053	1036	17
1992-93	1007	981	26
1993-94	939	897	42

+ - FIRST DEGREES GRANTED THIS YEAR
ALL FOOTNOTES WILL APPEAR AT THE END OF THE REPORT (SEE PAGE 183)

DEGREES GRANTED, 1949-50 THROUGH 1993-94
 SUNY COLLEGE OF TECHNOLOGY AT CANTON

Y E A R	A S S O C I A T E
1949-50	162
1950-51	155
1951-52	119
1952-53	110
1953-54	130
1954-55	138
1955-56	141
1956-57	136
1957-58	172
1958-59	157
1959-60	186
1960-61	143
1961-62	175
1962-63	188
1963-64	197
1964-65	255
1965-66	294
1966-67	322
1967-68	377
1968-69	499
1969-70	454
1970-71	545
1971-72	535
1972-73	588
1973-74	651
1974-75	647
1975-76	782
1976-77	779
1977-78	768
1978-79	787
1979-80	716
1980-81	720
1981-82	799
1982-83	786
1983-84	706
1984-85	683
1985-86	601
1986-87	581
1987-88	519
1988-89	503
1989-90	426
1990-91	526
1991-92	569
1992-93	437
1993-94	460

ALL FOOTNOTES WILL APPEAR AT THE END OF THE REPORT (SEE PAGE 183)



DEGREES GRANTED, 1949-50 THROUGH 1993-94
SUNY COLLEGE OF TECH. AND AGRIC. AT COBLESKILL

Y E A R	T O T A L	A S S O C I A T E	B A C H E L O R S
1949-50	127	127	-
1950-51	105	105	-
1951-52	104	104	-
1952-53	82	82	-
1953-54	78	78	-
1954-55	96	96	-
1955-56	133	133	-
1956-57	137	137	-
1957-58	141	141	-
1958-59	151	151	-
1959-60	208	208	-
1960-61	206	206	-
1961-62	230	230	-
1962-63	278	278	-
1963-64	290	290	-
1964-65	340	340	-
1965-66	377	377	-
1966-67	401	401	-
1967-68	457	457	-
1968-69	471	471	-
1969-70	514	514	-
1970-71	585	585	-
1971-72	654	654	-
1972-73	756	756	-
1973-74	880	880	-
1974-75	885	885	-
1975-76	902	902	-
1976-77	943	943	-
1977-78	866	866	-
1978-79	1002	1002	-
1979-80	958	958	-
1980-81	969	969	-
1981-82	893	893	-
1982-83	1033	1033	-
1983-84	1006	1006	-
1984-85	943	943	-
1985-86	857	857	-
1986-87	732	732	-
1987-88	726	725	1
1988-89	769	727	42
1989-90	757	725	32
1990-91	767	714	53
1991-92	681	624	57
1992-93	674	592	82
1993-94	605	516	89

DEGREES GRANTED, 1949-50 THROUGH 1993-94

SUNY COLLEGE OF TECHNOLOGY AT DELHI

Y E A R	A S S O C I A T E
1949-50	119
1950-51	110
1951-52	44
1952-53	64
1953-54	54
1954-55	77
1955-56	81
1956-57	86
1957-58	86
1958-59	104
1959-60	
1960-61	152
1961-62	166
1962-63	172
1963-64	185
1964-65	182
1965-66	249
1966-67	319
1967-68	416
1968-69	359
	400
1969-70	451
1970-71	395
1971-72	597
1972-73	598
1973-74	676
1974-75	645
1975-76	675
1976-77	745
1977-78	807
1978-79	838
1979-80	
1980-81	780
1981-82	811
1982-83	821
1983-84	741
1984-85	638
1985-86	698
1986-87	598
1987-88	601
1988-89	656
	619
1989-90	652
1990-91	633
1991-92	586
1992-93	618
1993-94	602

DEGREES GRANTED, 1949-50 THROUGH 1993-94
SUNY COLLEGE OF TECHNOLOGY AT FARMINGDALE

Y E A R	T O T A L	A S S O C I A T E	B A C H E L O R S
1949-50	403	403	-
1950-51	385	385	-
1951-52	374	374	-
1952-53	364	364	-
1953-54	379	379	-
1954-55	466	466	-
1955-56	460	460	-
1956-57	516	516	-
1957-58	438	438	-
1958-59	511	511	-
1959-60	500	500	-
1960-61	507	507	-
1961-62	558	558	-
1962-63	551	551	-
1963-64	532	532	-
1964-65	638	638	-
1965-66	738	738	-
1966-67	959	959	-
1967-68	1012	1012	-
1968-69	1202	1202	-
1969-70	1291	1291	-
1970-71	1708	1708	-
1971-72	1501	1501	-
1972-73	1656	1656	-
1973-74	1855	1855	-
1974-75	2541	2541	-
1975-76	2286	2286	-
1976-77	2299	2299	-
1977-78	2524	2524	-
1978-79	2262	2262	-
1979-80	2235	2235	-
1980-81	2050	2050	-
1981-82	1846	1846	-
1982-83	1875	1875	-
1983-84	1735	1735	-
1984-85	1662	1662	-
1985-86	1567	1567	-
1986-87	1539	1514	25
1987-88	1551	1523	28
1988-89	1565	1517	48
1989-90	1548	1492	56
1990-91	1614	1573	41
1991-92	1601	1553	48
1992-93	1602	1561	41
1993-94	1359	1317	42

288

287

ALL FOOTNOTES WILL APPEAR AT THE END OF THE REPORT (SEE PAGE 183)



DEGREES GRANTED, 1949-50 THROUGH 1993-94
 SUNY COLLEGE OF TECH. AND AGRIC. AT MORRISVILLE

Y E A R	A S S O C I A T E
1949-50	212
1950-51	231
1951-52	100
1952-53	112
1953-54	132
1954-55	161
1955-56	175
1956-57	149
1957-58	167
1958-59	236
1959-60	227
1960-61	207
1961-62	266
1962-63	276
1963-64	279
1964-65	300
1965-66	329
1966-67	443
1967-68	427
1968-69	592
1969-70	580
1970-71	516
1971-72	806
1972-73	776
1973-74	843
1974-75	872
1975-76	861
1976-77	931
1977-78	899
1978-79	902
1979-80	767
1980-81	798
1981-82	774
1982-83	688
1983-84	921
1984-85	692
1985-86	568
1986-87	594
1987-88	695
1988-89	554
1989-90	658
1990-91	735
1991-92	724
1992-93	726
1993-94	739



DEGREES GRANTED, 1949-50 THROUGH 1993-94
ALL COMMUNITY COLLEGES CURRENTLY UNDER THE PROGRAM OF
THE STATE UNIVERSITY OF NEW YORK

Y E A R	T O T A L	A S S O C I A T E	B A C H E L O R S	M A S T E R S
1949-50	761	761	-	-
1950-51	810	810	-	-
1951-52	700	700	-	-
1952-53	830	830	-	-
1953-54	1015	1015	-	-
1954-55	1173	1173	-	-
1955-56	1366	1366	-	-
1956-57	1500	1500	-	-
1957-58	1520	1520	-	-
1958-59	1686	1686	-	-
1959-60	2069	2069	-	-
1960-61	2292	2292	-	-
1961-62	3046	3046	-	-
1962-63	3668	3668	-	-
1963-64	4193	4193	-	-
1964-65	5197	5197	-	-
1965-66	6675	6675	-	-
1966-67	8142	8142	-	-
1967-68	9281	9281	-	-
1968-69	11465	11465	-	-
1969-70	13200	13200	-	-
1970-71	15912	15912	-	-
1971-72	18317	18317	-	-
1972-73	19590	19590	-	-
1973-74	20720	20720	-	-
1974-75	21643	21643	-	-
1975-76	23103	23103	-	-
1976-77	23944	23944	-	-
1977-78	22930	22880	50	-
1978-79	22745	22676	69	-
1979-80	23115	23007	108	-
1980-81	23917	23790	127	-
1981-82	24509	24337	172	-
1982-83	24621	24428	193	-
1983-84	25226	24960	266	-
1984-85	24642	24174	468	-
1985-86	24526	24261	265	-
1986-87	23327	22959	358	10
1987-88	23253	22786	467	-
1988-89	23098	22694	394	10
1989-90	24575	24153	410	12
1990-91	26332	25899	425	8
1991-92	27508	27125	377	6
1992-93	27490	27021	440	29
1993-94	27824	27264	527	33

ALL FOOTNOTES WILL APPEAR AT THE END OF THE REPORT (SEE PAGE 183)

DEGREES GRANTED, 1949-50 THROUGH 1993-94
ALL COMMUNITY COLLEGES

Y E A R	T O T A L	A S S O C I A T E	B A C H E L O R S	M A S T E R S
1949-50	1583	1583	-	-
1950-51	1521	1521	-	-
1951-52	1830	1830	-	-
1952-53	1507	1507	-	-
1953-54	1806	1806	-	-
1954-55	2090	2090	-	-
1955-56	2178	2178	-	-
1956-57	2374	2374	-	-
1957-58	2517	2517	-	-
1958-59	2718	2718	-	-
1959-60	3116	3116	-	-
1960-61	3619	3619	-	-
1961-62	4552	4552	-	-
1962-63	5357	5357	-	-
1963-64	5863	5863	-	-
1964-65	7043	7043	-	-
1965-66	9238	9238	-	-
1966-67	11393	11393	-	-
1967-68	13058	13058	-	-
1968-69	15924	15924	-	-
1969-70	18489	18489	-	-
1970-71	22018	22018	-	-
1971-72	25354	25354	-	-
1972-73	27925	27925	-	-
1973-74	30006	30006	-	-
1974-75	31296	31296	-	-
1975-76	23103	23103	-	-
1976-77	23944	23944	-	-
1977-78	22930	22880	50	-
1978-79	22745	22676	69	-
1979-80	23115	23007	108	-
1980-81	23917	23790	127	-
1981-82	24509	24337	172	-
1982-83	24621	24428	193	-
1983-84	25226	24960	266	-
1984-85	24642	24174	468	-
1985-86	24526	24261	265	-
1986-87	23327	22959	358	10
1987-88	23253	22786	467	10
1988-89	23098	22694	394	10
1989-90	24575	24153	410	12
1990-91	26332	25899	425	8
1991-92	27508	27125	377	6
1992-93	27490	27021	440	29
1993-94	27824	27264	527	33

ALL FOOTNOTES WILL APPEAR AT THE END OF THE REPORT (SEE PAGE 183)

DEGREES GRANTED, 1949-50 THROUGH 1993-94
ADIRONDACK COMMUNITY COLLEGE

Y E A R	A S S O C I A T E
1949-50	-
1950-51	-
1951-52	-
1952-53	-
1953-54	-
1954-55	-
1955-56	-
1956-57	-
1957-58	-
1958-59	-
1959-60	-
1960-61	-
1961-62	-
1962-63+	56
1963-64	70
1964-65	112
1965-66	153
1966-67	160
1967-68	179
1968-69	217
1969-70	204
1970-71	200
1971-72	240
1972-73	277
1973-74	257
1974-75	251
1975-76	265
1976-77	258
1977-78	250
1978-79	275
1979-80	294
1980-81	294
1981-82	358
1982-83	402
1983-84	457
1984-85	417
1985-86	400
1986-87	376
1987-88	331
1988-89	400
1989-90	461
1990-91	474
1991-92	550
1992-93	553
1993-94	545

* FIRST DEGREES GRANTED THIS YEAR
ALL FOOTNOTES WILL APPEAR AT THE END OF THE REPORT (SEE PAGE 183)

95/577-52

DEGREES GRANTED, 1949-50 THROUGH 1993-94

BROOME COMMUNITY COLLEGE

Y E A R	A S S O C I A T E
1949-50	139
1950-51	132
1951-52	132
1952-53	111
1953-54	91
1954-55	112
1955-56	138
1956-57	152
1957-58	159
1958-59	229
1959-60	251
1960-61	245
1961-62	292
1962-63	312
1963-64	324
1964-65	392
1965-66	465
1966-67	494
1967-68	524
1968-69	653
1969-70	716
1970-71	774
1971-72	901
1972-73	841
1973-74	912
1974-75	887
1975-76	884
1976-77	905
1977-78	793
1978-79	884
1979-80	839
1980-81	933
1981-82	1042
1982-83	1082
1983-84	1139
1984-85	1182
1985-86	1080
1986-87	1005
1987-88	916
1988-89	999
1989-90	900
1990-91	995
1991-92	1082
1992-93	1001
1993-94	1015



DEGREES GRANTED, 1949-50 THROUGH 1993-94
CAYUGA COUNTY COMMUNITY COLLEGE

Y E A R	A S S O C I A T E
1949-50	-
1950-51	-
1951-52	-
1952-53	-
1953-54	-
1954-55+	20
1955-56	31
1956-57	56
1957-58	53
1958-59	74
1959-60	79
1960-61	113
1961-62	128
1962-63	195
1963-64	190
1964-65	196
1965-66	271
1966-67	361
1967-68	399
1968-69	424
1969-70	458
1970-71	550
1971-72	639
1972-73	573
1973-74	568
1974-75	563
1975-76	591
1976-77	521
1977-78	513
1978-79	443
1979-80	455
1980-81	414
1981-82	438
1982-83	476
1983-84	483
1984-85	412
1985-86	413
1986-87	382
1987-88	393
1988-89	414
1989-90	366
1990-91	385
1991-92	486
1992-93	418
1993-94	409

* FIRST DEGREES GRANTED THIS YEAR
ALL FOOTNOTES WILL APPEAR AT THE END OF THE REPORT (SEE PAGE 183)

CS/577-54

DEGREES GRANTED, 1949-50 THROUGH 1993-94

CLINTON COMMUNITY COLLEGE

Y E A R	A S S O C I A T E
1949-50	-
1950-51	-
1951-52	-
1952-53	-
1953-54	-
1954-55	-
1955-56	-
1956-57	-
1957-58	-
1958-59	-
1959-60	-
1960-61	-
1961-62	-
1962-63	-
1963-64	-
1964-65	-
1965-66	-
1966-67	-
1967-68	-
1968-69	-
1969-70	-
1970-71*	35
1971-72	83
1972-73	87
1973-74	119
1974-75	144
1975-76	152
1976-77	182
1977-78	152
1978-79	212
1979-80	201
1980-81	177
1981-82	163
1982-83	192
1983-84	146
1984-85	188
1985-86	152
1986-87	206
1987-88	194
1988-89	211
1989-90	252
1990-91	275
1991-92	277
1992-93	283
1993-94	359

* - FIRST DEGREES GRANTED THIS YEAR
 ALL FOOTNOTES WILL APPEAR AT THE END OF THE REPORT (SEE PAGE 183)

95/577-55

DEGREES GRANTED, 1949-50 THROUGH 1993-94
COLUMBIA-GREENE COMMUNITY COLLEGE

Y E A R	A S S O C I A T E
1949-50	-
1950-51	-
1951-52	-
1952-53	-
1953-54	-
1954-55	-
1955-56	-
1956-57	-
1957-58	-
1958-59	-
1959-60	-
1960-61	-
1961-62	-
1962-63	-
1963-64	-
1964-65	-
1965-66	-
1966-67	-
1967-68	-
1968-69	-
1969-70	-
1970-71+	35
1971-72	56
1972-73	61
1973-74	96
1974-75	114
1975-76	139
1976-77	193
1977-78	143
1978-79	119
1979-80	171
1980-81	130
1981-82	169
1982-83	151
1983-84	198
1984-85	187
1985-86	160
1986-87	169
1987-88	200
1988-89	233
1989-90	237
1990-91	249
1991-92	280
1992-93	290
1993-94	279

+ FIRST DEGREES GRANTED THIS YEAR
ALL FOOTNOTES WILL APPEAR AT THE END OF THE REPORT (SEE PAGE 183)

DEGREES GRANTED, 1949-50 THROUGH 1993-94
 COMMUNITY COLLEGE OF THE FINGER LAKES

Y E A R	A S S O C I A T E
1949-50	-
1950-51	-
1951-52	-
1952-53	-
1953-54	-
1954-55	-
1955-56	-
1956-57	-
1957-58	-
1958-59	-
1959-60	-
1960-61	-
1961-62	-
1962-63	-
1963-64	-
1964-65	-
1965-66	-
1966-67	-
1967-68	-
1968-69*	12
1969-70	141
1970-71	153
1971-72	204
1972-73	221
1973-74	259
1974-75	261
1975-76	311
1976-77	392
1977-78	374
1978-79	404
1979-80	377
1980-81	431
1981-82	469
1982-83	459
1983-84	477
1984-85	471
1985-86	502
1986-87	483
1987-88	497
1988-89	458
1989-90	590
1990-91	614
1991-92	644
1992-93	704
1993-94	653

305 * FIRST DEGREES GRANTED THIS YEAR
 ALL FOOTNOTES WILL APPEAR AT THE END OF THE REPORT (SEE PAGE 183)
 95/577 57



DEGREES GRANTED, 1949-50 THROUGH 1993-94

CORNING COMMUNITY COLLEGE

Y E A R	A S S O C I A T E
1949-50	-
1950-51	-
1951-52	-
1952-53	-
1953-54	-
1954-55	-
1955-56	-
1956-57	-
1957-58	-
1958-59	-
1959-60*	57
1960-61	59
1961-62	79
1962-63	102
1963-64	127
1964-65	142
1965-66	217
1966-67	316
1967-68	429
1968-69	490
1969-70	565
1970-71	580
1971-72	599
1972-73	571
1973-74	534
1974-75	549
1975-76	545
1976-77	543
1977-78	566
1978-79	580
1979-80	585
1980-81	612
1981-82	612
1982-83	637
1983-84	701
1984-85	588
1985-86	647
1986-87	571
1987-88	590
1988-89	549
1989-90	643
1990-91	607
1991-92	615
1992-93	671
1993-94	699

* - FIRST DEGREES GRANTED THIS YEAR
 ALL FOOTNOTES WILL APPEAR AT THE END OF THE REPORT (SEE PAGE 183)

DEGREES GRANTED, 1949-50 THROUGH 1993-94

DUTCHESS COMMUNITY COLLEGE

Y E A R	A S S O C I A T E
---------	-------------------

1949-50	-
1950-51	-
1951-52	-
1952-53	-
1953-54	-
1954-55	-
1955-56	-
1956-57	-
1957-58	-
1958-59	-
1959-60*	59
1960-61	78
1961-62	106
1962-63	185
1963-64	190
1964-65	185
1965-66	265
1966-67	344
1967-68	331
1968-69	466
1969-70	526
1970-71	591
1971-72	590
1972-73	636
1973-74	690
1974-75	730
1975-76	725
1976-77	754
1977-78	711
1978-79	767
1979-80	775
1980-81	825
1981-82	758
1982-83	820
1983-84	866
1984-85	829
1985-86	817
1986-87	768
1987-88	772
1988-89	735
1989-90	813
1990-91	872
1991-92	910
1992-93	953
1993-94	995

309

* - FIRST DEGREES GRANTED THIS YEAR
 ALL FOOTNOTES WILL APPEAR AT THE END OF THE REPORT (SEE PAGE 183)

310



DEGREES GRANTED, 1949-50 THROUGH 1993-94

ERIE COMMUNITY COLLEGE

Y E A R	A S S O C I A T E
---------	-------------------

1949-50	324
1950-51	313
1951-52	261
1952-53	251
1953-54	305
1954-55	339
1955-56	330
1956-57	302
1957-58	368
1958-59	410
1959-60	399
1960-61	462
1961-62	522
1962-63	584
1963-64	608
1964-65	563
1965-66	574
1966-67	646
1967-68	655
1968-69	760
1969-70	725
1970-71	855
1971-72	1078
1972-73	1266
1973-74	1335
1974-75	1452
1975-76	2022
1976-77	2061
1977-78	1722
1978-79	1416
1979-80	1634
1980-81	1714
1981-82	1650
1982-83	1743
1983-84	1837
1984-85	1697
1985-86	1575
1986-87	1428
1987-88	1463
1988-89	1527
1989-90	1473
1990-91	1648
1991-92	1648
1992-93	1920
1993-94	1888

ALL FOOTNOTES WILL APPEAR AT THE END OF THE REPORT (SEE PAGE 183)



DEGREES GRANTED, 1949-50 THROUGH 1993-94

FASHION INSTITUTE OF TECHNOLOGY

YEAR	TOTAL	ASSOCIATE	BACHELORS	MASTERS
1949-50	-	-	-	-
1950-51	-	-	-	-
1951-52	-	-	-	-
1952-53	-	-	-	-
1953-54+	158	158	-	-
1954-55	186	186	-	-
1955-56	194	194	-	-
1956-57	185	185	-	-
1957-58	193	193	-	-
1958-59	196	196	-	-
1959-60	291	291	-	-
1960-61	362	362	-	-
1961-62	490	490	-	-
1962-63	499	499	-	-
1963-64	573	573	-	-
1964-65	665	665	-	-
1965-66	718	718	-	-
1966-67	802	802	-	-
1967-68	732	732	-	-
1968-69	780	780	-	-
1969-70	728	728	-	-
1970-71	820	820	-	-
1971-72	696	696	-	-
1972-73	697	697	-	-
1973-74	894	894	-	-
1974-75	877	877	-	-
1975-76	941	941	-	-
1976-77	1236	1236	-	-
1977-78	1180	1130	50	10
1978-79	1226	1157	69	10
1979-80	1694	1586	108	12
1980-81	1892	1765	127	8
1981-82	1510	1338	172	6
1982-83	1592	1399	193	6
1983-84	1695	1429	266	6
1984-85	1555	1087	468	6
1985-86	1770	1505	265	6
1986-87	1821	1453	358	10
1987-88	2020	1553	467	10
1988-89	1874	1470	394	10
1989-90	1927	1505	410	12
1990-91	1750	1517	425	8
1991-92	1776	1393	377	6
1992-93	1954	1485	440	29
1993-94	2061	1501	527	33

* FIRST DEGREES GRANTED THIS YEAR
ALL FOOTNOTES WILL APPEAR AT THE END OF THE REPORT (SEE PAGE 183)



DEGREES GRANTED, 1949-50 THROUGH 1993-94

FULTON-MONTGOMERY COMMUNITY COLLEGE

Y E A R	A S S O C I A T E
---------	-------------------

1949-50	-
1950-51	-
1951-52	-
1952-53	-
1953-54	-
1954-55	-
1955-56	-
1956-57	-
1957-58	-
1958-59	-
1959-60	-
1960-61	-
1961-62	-
1962-63	-
1963-64	-
1964-65	-
1965-66*	97
1966-67	131
1967-68	156
1968-69	156
1969-70	224
1970-71	250
1971-72	249
1972-73	271
1973-74	259
1974-75	265
1975-76	299
1976-77	274
1977-78	256
1978-79	283
1979-80	245
1980-81	245
1981-82	288
1982-83	314
1983-84	288
1984-85	275
1985-86	302
1986-87	274
1987-88	287
1988-89	309
1989-90	261
1990-91	341
1991-92	344
1992-93	369
1993-94	335

* FIRST DEGREES GRANTED THIS YEAR
 ALL FOOTNOTES WILL APPEAR AT THE END OF THE REPORT (SEE PAGE 183)

DEGREES GRANTED, 1949-50 THROUGH 1993-94

GENESEE COMMUNITY COLLEGE

Y E A R	A S S O C I A T E
---------	-------------------

1949-50	-	
1950-51	-	
1951-52	-	
1952-53	-	
1953-54	-	
1954-55	-	
1955-56	-	
1956-57	-	
1957-58	-	
1958-59	-	
1959-60	-	
1960-61	-	
1961-62	-	
1962-63	-	
1963-64	-	
1964-65	-	
1965-66	-	
1966-67	-	
1967-68	-	
1968-69†	76	
1969-70	170	
1970-71	215	
1971-72	280	
1972-73	291	
1973-74	312	
1974-75	341	
1975-76	343	
1976-77	400	
1977-78	387	
1978-79	379	
1979-80	346	
1980-81	336	
1981-82	447	
1982-83	374	
1983-84	382	
1984-85	386	
1985-86	433	
1986-87	437	
1987-88	500	
1988-89	484	
1989-90	530	
1990-91	551	
1991-92	576	
1992-93	652	
1993-94	619	

317

318

† - FIRST DEGREES GRANTED THIS YEAR
ALL FOOTNOTES WILL APPEAR AT THE END OF THE REPORT (SEE PAGE 183)

DEGREES GRANTED, 1949-50 THROUGH 1993-94
 HERKIMER COUNTY COMMUNITY COLLEGE

Y E A R	A S S O C I A T E
1949-50	-
1950-51	-
1951-52	-
1952-53	-
1953-54	-
1954-55	-
1955-56	-
1956-57	-
1957-58	-
1958-59	-
1959-60	-
1960-61	-
1961-62	-
1962-63	-
1963-64	-
1964-65	-
1965-66	-
1966-67	-
1967-68	-
1968-69+	88
1969-70	110
1970-71	139
1971-72	172
1972-73	253
1973-74	294
1974-75	293
1975-76	320
1976-77	343
1977-78	401
1978-79	429
1979-80	447
1980-81	493
1981-82	456
1982-83	445
1983-84	467
1984-85	457
1985-86	489
1986-87	474
1987-88	505
1988-89	450
1989-90	481
1990-91	560
1991-92	542
1992-93	521
1993-94	540

* - FIRST DEGREES GRANTED THIS YEAR
 ALL FOOTNOTES WILL APPEAR AT THE END OF THE REPORT (SEE PAGE 183)

DEGREES GRANTED, 1949-50 THROUGH 1993-94

HUDSON VALLEY COMMUNITY COLLEGE

Y E A R	A S S O C I A T E
1949-50	-
1950-51	-
1951-52	-
1952-53	-
1953-54	-
1954-55+	73
1955-56	193
1956-57	239
1957-58	193
1958-59	224
1959-60	214
1960-61	190
1961-62	265
1962-63	333
1963-64	411
1964-65	533
1965-66	669
1966-67	681
1967-68	825
1968-69	960
1969-70	939
1970-71	984
1971-72	1215
1972-73	1284
1973-74	1331
1974-75	1502
1975-76	1478
1976-77	1379
1977-78	1443
1978-79	1455
1979-80	1509
1980-81	1393
1981-82	1479
1982-83	1320
1983-84	1624
1984-85	1468
1985-86	1573
1986-87	1523
1987-88	1372
1988-89	1484
1989-90	1489
1990-91	1589
1991-92	1518
1992-93	1613
1993-94	1629

* - FIRST DEGREES GRANTED THIS YEAR
 ALL FOOTNOTES WILL APPEAR AT THE END OF THE REPORT (SEE PAGE 183)



DEGREES GRANTED, 1949-50 THROUGH 1993-94

JAMESTOWN COMMUNITY COLLEGE

Y E A R	A S S O C I A T I F
1949-50	-
1950-51	-
1951-52	-
1952-53	-
1953-54*	19
1954-55	21
1955-56	25
1956-57	43
1957-58	40
1958-59	57
1959-60	84
1960-61	81
1961-62	95
1962-63	93
1963-64	98
1964-65	123
1965-66	133
1966-67	172
1967-68	213
1968-69	238
1969-70	295
1970-71	468
1971-72	495
1972-73	553
1973-74	538
1974-75	566
1975-76	538
1976-77	621
1977-78	613
1978-79	555
1979-80	596
1980-81	517
1981-82	675
1982-83	678
1983-84	670
1984-85	624
1985-86	607
1986-87	603
1987-88	545
1988-89	603
1989-90	683
1990-91	713
1991-92	726
1992-93	762
1993-94	764

* FIRST DEGREES GRANTED THIS YEAR

ALL FOOTNOTES WILL APPEAR AT THE END OF THE REPORT (SEE PAGE 183)

95/577-66

DEGREES GRANTED, 1949-50 THROUGH 1993-94

JEFFERSON COMMUNITY COLLEGE

Y E A R	A S S O C I A T E
---------	-------------------

1949-50	-
1950-51	-
1951-52	-
1952-53	-
1953-54	-
1954-55	-
1955-56	-
1956-57	-
1957-58	-
1958-59	-
1959-60	-
1960-61	-
1961-62	-
1962-63	-
1963-64	-
1964-65*	36
1965-66	120
1966-67	164
1967-68	179
1968-69	205
1969-70	240
1970-71	304
1971-72	330
1972-73	371
1973-74	290
1974-75	273
1975-76	281
1976-77	279
1977-78	237
1978-79	266
1979-80	230
1980-81	287
1981-82	314
1982-83	339
1983-84	325
1984-85	325
1985-86	345
1986-87	311
1987-88	303
1988-89	311
1989-90	408
1990-91	422
1991-92	452
1992-93	449
1993-94	462

325

326

* FIRST DEGREES GRANTED THIS YEAR
ALL FOOTNOTES WILL APPEAR AT THE END OF THE REPORT (SEE PAGE 183)

95/577 67

DEGREES GRANTED, 1949-50 THROUGH 1993-94

MOHAWK VALLEY COMMUNITY COLLEGE

Y E A R	A S S O C I A T E
---------	-------------------

1949-50	138
1950-51	204
1951-52	146
1952-53	142
1953-54	135
1954-55	112
1955-56	95
1956-57	167
1957-58	213
1958-59	181
1959-60	239
1960-61	228
1961-62	273
1962-63	352
1963-64	312
1964-65	307
1965-66	349
1966-67	439
1967-68	465
1968-69	422
1969-70	446
1970-71	579
1971-72	751
1972-73	720
1973-74	711
1974-75	679
1975-76	800
1976-77	854
1977-78	1161
1978-79	868
1979-80	805
1980-81	898
1981-82	1001
1982-83	996
1983-84	946
1984-85	968
1985-86	997
1986-87	865
1987-88	928
1988-89	774
1989-90	944
1990-91	949
1991-92	898
1992-93	868
1993-94	843

328

ALL FOOTNOTES WILL APPEAR AT THE END OF THE REPORT (SEE PAGE 183)

DEGREES GRANTED, 1949-50 THROUGH 1993-94
MONROE COMMUNITY COLLEGE

Y E A R	A S S O C I A T E
---------	-------------------

1949-50	-
1950-51	-
1951-52	-
1952-53	-
1953-54	-
1954-55	-
1955-56	-
1956-57	-
1957-58	-
1958-59	-
1959-60	-
1960-61	-
1961-62	-
1962-63	-
1963-64+	63
1964-65	189
1965-66	286
1966-67	297
1967-68	450
1968-69	818
1969-70	892
1970-71	1286
1971-72	1371
1972-73	1477
1973-74	1599
1974-75	1770
1975-76	1754
1976-77	1721
1977-78	1669
1978-79	1551
1979-80	1417
1980-81	1611
1981-82	1585
1982-83	1643
1983-84	1702
1984-85	1713
1985-86	1711
1986-87	1632
1987-88	1666
1988-89	1765
1989-90	1882
1990-91	2038
1991-92	2131
1992-93	1926
1993-94	2012

329

330

* - FIRST DEGREES GRANTED THIS YEAR
ALL FOOTNOTES WILL APPEAR AT THE END OF THE REPORT (SEE PAGE 183)

DEGREES GRANTED, 1949-50 THROUGH 1993-94

NASSAU COMMUNITY COLLEGE

Y E A R	A S S O C I A T E
1949-50	-
1950-51	-
1951-52	-
1952-53	-
1953-54	-
1954-55	-
1955-56	-
1956-57	-
1957-58	-
1958-59	-
1959-60	-
1960-61	-
1961-62*	163
1962-63	189
1963-64	221
1964-65	395
1965-66	605
1966-67	884
1967-68	994
1968-69	1294
1969-70	1904
1970-71	2202
1971-72	2708
1972-73	3162
1973-74	3376
1974-75	3300
1975-76	3141
1976-77	3104
1977-78	2855
1978-79	2841
1979-80	2911
1980-81	3127
1981-82	3175
1982-83	3114
1983-84	3054
1984-85	3148
1985-86	3084
1986-87	2889
1987-88	2833
1988-89	2769
1989-90	2849
1990-91	2969
1991-92	3139
1992-93	2954
1993-94	3027

* - FIRST DEGREES GRANTED THIS YEAR
 ALL FOOTNOTES WILL APPEAR AT THE END OF THE REPORT (SEE PAGE 183)



DEGREES GRANTED, 1949-50 THROUGH 1993-94

NIAGARA COUNTY COMMUNITY COLLEGE

Y E A R	A S S O C I A T E
---------	-------------------

1949-50	-
1950-51	-
1951-52	-
1952-53	-
1953-54	-
1954-55	-
1955-56	-
1956-57	-
1957-58	-
1958-59	-
1959-60	-
1960-61	-
1961-62	-
1962-63	-
1963-64	-
1964-65+	139
1965-66	264
1966-67	331
1967-68	401
1968-69	493
1969-70	502
1970-71	602
1971-72	643
1972-73	602
1973-74	647
1974-75	727
1975-76	730
1976-77	825
1977-78	757
1978-79	698
1979-80	654
1980-81	684
1981-82	726
1982-83	713
1983-84	695
1984-85	688
1985-86	674
1986-87	668
1987-88	635
1988-89	605
1989-90	713
1990-91	804
1991-92	761
1992-93	804
1993-94	889

333

334

* FIRST DEGREES GRANTED THIS YEAR
ALL FOOTNOTES WILL APPEAR AT THE END OF THE REPORT (SEE PAGE 183)

95/577-71



DEGREES GRANTED, 1949-50 THROUGH 1993-94

NORTH COUNTRY COMMUNITY COLLEGE

Y E A R	A S S O C I A T E
1949-50	-
1950-51	-
1951-52	-
1952-53	-
1953-54	-
1954-55	-
1955-56	-
1956-57	-
1957-58	-
1958-59	-
1959-60	-
1960-61	-
1961-62	-
1962-63	-
1963-64	-
1964-65	-
1965-66	-
1966-67	-
1967-68	-
1968-69+	1
1969-70	103
1970-71	126
1971-72	129
1972-73	131
1973-74	134
1974-75	143
1975-76	163
1976-77	158
1977-78	146
1978-79	128
1979-80	142
1980-81	140
1981-82	133
1982-83	129
1983-84	159
1984-85	192
1985-86	212
1986-87	222
1987-88	163
1988-89	212
1989-90	229
1990-91	224
1991-92	209
1992-93	265
1993-94	270

+ - FIRST DEGREES GRANTED THIS YEAR
 ALL FOOTNOTES WILL APPEAR AT THE END OF THE REPORT (SEE PAGE 183)

95/577-72



DEGREES GRANTED, 1949-50 THROUGH 1993-94

ONONDAGA COMMUNITY COLLEGE

Y E A R	A S S O C I A T E
---------	-------------------

1949-50	-
1950-51	-
1951-52	-
1952-53	-
1953-54	-
1954-55	-
1955-56	-
1956-57	-
1957-58	-
1958-59	-
1959-60	-
1960-61	-
1961-62	-
1962-63	-
1963-64+	177
1964-65	149
1965-66	193
1966-67	193
1967-68	190
1968-69	247
1969-70	364
1970-71	405
1971-72	546
1972-73	634
1973-74	665
1974-75	742
1975-76	724
1976-77	773
1977-78	787
1978-79	774
1979-80	825
1980-81	795
1981-82	952
1982-83	892
1983-84	963
1984-85	921
1985-86	867
1986-87	815
1987-88	901
1988-89	870
1989-90	905
1990-91	917
1991-92	1118
1992-93	1052
1993-94	1033

* - FIRST DEGREES GRANTED THIS YEAR
ALL FOOTNOTES WILL APPEAR AT THE END OF THE REPORT (SEE PAGE 183)

DEGREES GRANTED, 1949-50 THROUGH 1993-94

ORANGE COUNTY COMMUNITY COLLEGE

Y E A R	A S S O C I A T E
1949-50	-
1950-51	-
1951-52	-
1952-53	-
1953-54+	99
1954-55	124
1955-56	135
1956-57	142
1957-58	123
1958-59	123
1959-60	144
1960-61	221
1961-62	233
1962-63	255
1963-64	224
1964-65	220
1965-66	250
1966-67	354
1967-68	397
1968-69	426
1969-70	369
1970-71	407
1971-72	599
1972-73	508
1973-74	609
1974-75	637
1975-76	702
1976-77	630
1977-78	624
1978-79	614
1979-80	656
1980-81	686
1981-82	610
1982-83	695
1983-84	661
1984-85	697
1985-86	658
1986-87	570
1987-88	571
1988-89	571
1989-90	570
1990-91	638
1991-92	768
1992-93	767
1993-94	779

310

* - FIRST DEGREES GRANTED THIS YEAR
 ALL FOOTNOTES WILL APPEAR AT THE END OF THE REPORT (SEE PAGE 183)



DEGREES GRANTED, 1949-50 THROUGH 1993-94

ROCKLAND COMMUNITY COLLEGE

Y E A R	A S S O C I A T E
---------	-------------------

1949-50	-
1950-51	-
1951-52	-
1952-53	-
1953-54	-
1954-55	-
1955-56	-
1956-57	-
1957-58	-
1958-59	-
1959-60	-
1960-61*	39
1961-62	64
1962-63	102
1963-64	105
1964-65	149
1965-66	209
1966-67	327
1967-68	313
1968-69	481
1969-70	524
1970-71	639
1971-72	734
1972-73	821
1973-74	823
1974-75	956
1975-76	1218
1976-77	1139
1977-78	723
1978-79	985
1979-80	988
1980-81	884
1981-82	902
1982-83	868
1983-84	789
1984-85	914
1985-86	813
1986-87	760
1987-88	737
1988-89	703
1989-90	792
1990-91	931
1991-92	1031
1992-93	1009
1993-94	1016

341 * - FIRST DEGREES GRANTED THIS YEAR
 ALL FOOTNOTES WILL APPEAR AT THE END OF THE REPORT (SEE PAGE 183)
 95/577-75



DEGREES GRANTED, 1949-50 THROUGH 1993-94
 SCHENECTADY COUNTY COMMUNITY COLLEGE

Y E A R	A S S O C I A T E
1949-50	-
1950-51	-
1951-52	-
1952-53	-
1953-54	-
1954-55	-
1955-56	-
1956-57	-
1957-58	-
1958-59	-
1959-60	-
1960-61	-
1961-62	-
1962-63	-
1963-64	-
1964-65	-
1965-66	-
1966-67	-
1967-68	-
1968-69	-
1969-70	-
1970-71*	127
1971-72	183
1972-73	191
1973-74	144
1974-75	140
1975-76	168
1976-77	209
1977-78	239
1978-79	401
1979-80	252
1980-81	239
1981-82	330
1982-83	318
1983-84	399
1984-85	437
1985-86	391
1986-87	340
1987-88	312
1988-89	356
1989-90	359
1990-91	339
1991-92	359
1992-93	401
1993-94	399

* - FIRST DEGREES GRANTED THIS YEAR
 ALL FOOTNOTES WILL APPEAR AT THE END OF THE REPORT (SEE PAGE 183)



DEGREES GRANTED, 1949-50 THROUGH 1993-94

SUFFOLK COUNTY COMMUNITY COLLEGE

Y E A R	A S S O C I A T E
1949-50	-
1950-51	-
1951-52	-
1952-53	-
1953-54	-
1954-55	-
1955-56	-
1956-57	-
1957-58	-
1958-59	-
1959-60	-
1960-61	-
1961-62*	48
1962-63	107
1963-64	160
1964-65	266
1965-66	310
1966-67	437
1967-68	583
1968-69	774
1969-70	910
1970-71	1242
1971-72	1378
1972-73	1542
1973-74	1835
1974-75	1817
1975-76	2057
1976-77	2209
1977-78	2177
1978-79	2309
1979-80	2350
1980-81	2360
1981-82	2421
1982-83	2316
1983-84	2272
1984-85	2141
1985-86	2111
1986-87	2027
1987-88	1987
1988-89	1704
1989-90	2078
1990-91	2310
1991-92	2567
1992-93	2162
1993-94	2116

* - FIRST DEGREES GRANTED THIS YEAR
 ALL FOOTNOTES WILL APPEAR AT THE END OF THE REPORT (SEE PAGE 183)

DEGREES GRANTED, 1949-50 THROUGH 1993-94
SULLIVAN COUNTY COMMUNITY COLLEGE

Y E A R	A S S O C I A T E
1949-50	-
1950-51	-
1951-52	-
1952-53	-
1953-54	-
1954-55	-
1955-56	-
1956-57	-
1957-58	-
1958-59	-
1959-60	-
1960-61	-
1961-62	-
1962-63	-
1963-64	-
1964-65+	28
1965-66	78
1966-67	128
1967-68	248
1968-69	230
1969-70	216
1970-71	187
1971-72	207
1972-73	180
1973-74	230
1974-75	261
1975-76	284
1976-77	237
1977-78	291
1978-79	287
1979-80	238
1980-81	232
1981-82	286
1982-83	273
1983-84	246
1984-85	245
1985-86	265
1986-87	287
1987-88	274
1988-89	302
1989-90	305
1990-91	348
1991-92	332
1992-93	340
1993-94	327

* - FIRST DEGREES GRANTED THIS YEAR
ALL FOOTNOTES WILL APPEAR AT THE END OF THE REPORT (SEE PAGE 183)



DEGREES GRANTED, 1949-50 THROUGH 1993-94
 TOMPKINS-CORTLAND COMMUNITY COLLEGE

Y E A R	A S S O C I A T E
---------	-------------------

1949-50	-
1950-51	-
1951-52	-
1952-53	-
1953-54	-
1954-55	-
1955-56	-
1956-57	-
1957-58	-
1958-59	-
1959-60	-
1960-61	-
1961-62	-
1962-63	-
1963-64	-
1964-65	-
1965-66	-
1966-67	-
1967-68	-
1968-69+	1
1969-70	56
1970-71	121
1971-72	159
1972-73	132
1973-74	89
1974-75	168
1975-76	210
1976-77	315
1977-78	328
1978-79	309
1979-80	314
1980-81	347
1981-82	312
1982-83	367
1983-84	396
1984-85	377
1985-86	368
1986-87	343
1987-88	317
1988-89	339
1989-90	343
1990-91	371
1991-92	405
1992-93	423
1993-94	413

* - FIRST DEGREES GRANTED THIS YEAR
 ALL FOOTNOTES WILL APPEAR AT THE END OF THE REPORT (SEE PAGE 183)

DEGREES GRANTED, 1949-50 THROUGH 1993-94
 ULSTER COUNTY COMMUNITY COLLEGE

Y E A R	A S S O C I A T E
1949-50	-
1950-51	-
1951-52	-
1952-53	-
1953-54	-
1954-55	-
1955-56	-
1956-57	-
1957-58	-
1958-59	-
1959-60	-
1960-61	-
1961-62	-
1962-63	-
1963-64	-
1964-65+	44
1965-66	69
1966-67	87
1967-68	144
1968-69	169
1969-70	206
1970-71	297
1971-72	343
1972-73	380
1973-74	337
1974-75	327
1975-76	371
1976-77	417
1977-78	450
1978-79	404
1979-80	328
1980-81	414
1981-82	419
1982-83	456
1983-84	450
1984-85	434
1985-86	433
1986-87	411
1987-88	366
1988-89	409
1989-90	427
1990-91	510
1991-92	524
1992-93	543
1993-94	507

+ - FIRST DEGREES GRANTED THIS YEAR
 ALL FOOTNOTES WILL APPEAR AT THE END OF THE REPORT (SEE PAGE 183)

DEGREES GRANTED, 1949-50 THROUGH 1993-94
WESTCHESTER COMMUNITY COLLEGE

Y E A R	A S S O C I A T E
1949-50	160
1950-51	161
1951-52	161
1952-53	326
1953-54	208
1954-55	186
1955-56	225
1956-57	214
1957-58	178
1958-59	192
1959-60	252
1960-61	214
1961-62	288
1962-63	304
1963-64	340
1964-65	364
1965-66	380
1966-67	394
1967-68	474
1968-69	584
1969-70	667
1970-71	739
1971-72	739
1972-73	857
1973-74	833
1974-75	908
1975-76	947
1976-77	1012
1977-78	982
1978-79	883
1979-80	833
1980-81	807
1981-82	829
1982-83	817
1983-84	739
1984-85	706
1985-86	677
1986-87	667
1987-88	675
1988-89	678
1989-90	665
1990-91	739
1991-92	840
1992-93	863
1993-94	941

ALL FOOTNOTES WILL APPEAR AT THE END OF THE REPORT (SEE PAGE 183)

DEGREES GRANTED, 1949-50 THROUGH 1993-94
 COMMUNITY COLLEGES UNDER THE SPONSORSHIP OF
 THE NEW YORK CITY BOARD OF EDUCATION

Y E A R	A S S O C I A T E
1949-50	822
1950-51	711
1951-52	1130
1952-53	677
1953-54	791
1954-55	917
1955-56	812
1956-57	874
1957-58	997
1958-59	1032
1959-60	1047
1960-61	1327
1961-62	1506
1962-63	1689
1963-64	1670
1964-65	1846
1965-66	2563
1966-67	3251
1967-68	3777
1968-69	4459
1969-70	5289
1970-71	6106
1971-72	7037
1972-73	8335
1973-74	9286
1974-75	9653

ALL FOOTNOTES WILL APPEAR AT THE END OF THE REPORT (SEE PAGE 183)

DEGREES GRANTED, 1949-50 THROUGH 1993-94
 BOROUGH OF MANHATTAN COMMUNITY COLLEGE

Y E A R	A S S O C I A T E
1949-50	-
1950-51	-
1951-52	-
1952-53	-
1953-54	-
1954-55	-
1955-56	-
1956-57	-
1957-58	-
1958-59	-
1959-60	-
1960-61	-
1961-62	-
1962-63	-
1963-64	-
1964-65	-
1965-66+	163
1966-67	275
1967-68	490
1968-69	551
1969-70	711
1970-71	883
1971-72	802
1972-73	1222
1973-74	1342
1974-75	1084

+ - FIRST DEGREES GRANTED THIS YEAR
 ALL FOOTNOTES WILL APPEAR AT THE END OF THE REPORT (SEE PAGE 183)

95/577-83

DEGREES GRANTED, 1949-50 THROUGH 1993-94
BRONX COMMUNITY COLLEGE

Y E A R	A S S O C I A T E
1949-50	-
1950-51	-
1951-52	-
1952-53	-
1953-54	-
1954-55	-
1955-56	-
1956-57	-
1957-58	-
1958-59	-
1959-60	-
1960-61+	227
1961-62	271
1962-63	318
1963-64	344
1964-65	382
1965-66	478
1966-67	633
1967-68	689
1968-69	690
1969-70	695
1970-71	845
1971-72	1150
1972-73	1247
1973-74	1323
1974-75	1256

+ - FIRST DEGREES GRANTED THIS YEAR
ALL FOOTNOTES WILL APPEAR AT THE END OF THE REPORT (SEE PAGE 183)

DEGREES GRANTED, 1949-50 THROUGH 1993-94

HOSTOS COMMUNITY COLLEGE

Y E A R	A S S O C I A T E
1949-50	-
1950-51	-
1951-52	-
1952-53	-
1953-54	-
1954-55	-
1955-56	-
1956-57	-
1957-58	-
1958-59	-
1959-60	-
1960-61	-
1961-62	-
1962-63	-
1963-64	-
1964-65	-
1965-66	-
1966-67	-
1967-68	-
1968-69	-
1969-70	-
1970-71	-
1971-72+	96
1972-73	176
1973-74	181
1974-75	201

+ - FIRST DEGREES GRANTED THIS YEAR
ALL FOOTNOTES WILL APPEAR AT THE END OF THE REPORT (SEE PAGE 183)

DEGREES GRANTED, 1949-50 THROUGH 1993-94
KINGSBOROUGH COMMUNITY COLLEGE

Y E A R	A S S O C I A T E
1949-50	-
1950-51	-
1951-52	-
1952-53	-
1953-54	-
1954-55	-
1955-56	-
1956-57	-
1957-58	-
1958-59	-
1959-60	-
1960-61	-
1961-62	-
1962-63	-
1963-64	-
1964-65	-
1965-66+	184
1966-67	420
1967-68	444
1968-69	518
1969-70	782
1970-71	818
1971-72	883
1972-73	1046
1973-74	1282
1974-75	1399

* - FIRST DEGREES GRANTED THIS YEAR
ALL FOOTNOTES WILL APPEAR AT THE END OF THE REPORT (SEE PAGE 183)

DEGREES GRANTED, 1949-50 THROUGH 1993-94

LA GUARDIA COMMUNITY COLLEGE

Y E A R	A S S O C I A T E
1949-50	-
1950-51	-
1951-52	-
1952-53	-
1953-54	-
1954-55	-
1955-56	-
1956-57	-
1957-58	-
1958-59	-
1959-60	-
1960-61	-
1961-62	-
1962-63	-
1963-64	-
1964-65	-
1965-66	-
1966-67	-
1967-68	-
1968-69	-
1969-70	-
1970-71	-
1971-72	-
1972-73	-
1973-74+	356
1974-75	636

+ - FIRST DEGREES GRANTED THIS YEAR
ALL FOOTNOTES WILL APPEAR AT THE END OF THE REPORT (SEE PAGE 183)

95/577-87

DEGREES GRANTED, 1949-50 THROUGH 1993-94

NEW YORK CITY COMMUNITY COLLEGE

Y E A R	A S S O C I A T E
---------	-------------------

1949-50	822
1950-51	711
1951-52	1130
1952-53	677
1953-54	791
1954-55	917
1955-56	812
1956-57	874
1957-58	956
1958-59	966
1959-60	985
1960-61	1000
1961-62	1030
1962-63	1066
1963-64	996
1964-65	1100
1965-66	1154
1966-67	1233
1967-68	1369
1968-69	1530
1969-70	1534
1970-71	1669
1971-72	1951
1972-73	2256
1973-74	2262
1974-75	2306



DEGREES GRANTED, 1949-50 THROUGH 1993-94
 QUEENSBOROUGH COMMUNITY COLLEGE

Y E A R	A S S O C I A T E
1949-50	-
1950-51	-
1951-52	-
1952-53	-
1953-54	-
1954-55	-
1955-56	-
1956-57	-
1957-58	-
1958-59	-
1959-60	-
1960-61	-
1961-62+	93
1962-63	161
1963-64	169
1964-65	178
1965-66	310
1966-67	368
1967-68	453
1968-69	769
1969-70	956
1970-71	1138
1971-72	1278
1972-73	1348
1973-74	1224
1974-75	1385

+ - FIRST DEGREES GRANTED THIS YEAR
 ALL FOOTNOTES WILL APPEAR AT THE END OF THE REPORT (SEE PAGE 183)

DEGREES GRANTED, 1949-50 THROUGH 1993-94

STATEN ISLAND COMMUNITY COLLEGE

Y E A R	A S S O C I A T E
1949-50	-
1950-51	-
1951-52	-
1952-53	-
1953-54	-
1954-55	-
1955-56	-
1956-57	-
1957-58+	41
1958-59	66
1959-60	62
1960-61	100
1961-62	112
1962-63	144
1963-64	161
1964-65	186
1965-66	274
1966-67	322
1967-68	332
1968-69	401
1969-70	611
1970-71	753
1971-72	797
1972-73	1040
1973-74	1316
1974-75	1386

+ - FIRST DEGREES GRANTED THIS YEAR
 ALL FOOTNOTES WILL APPEAR AT THE END OF THE REPORT (SEE PAGE 183)



DEGREES GRANTED, 1949-50 THROUGH 1993-94
 ASSOCIATED COLLEGES OF UPPER NEW YORK

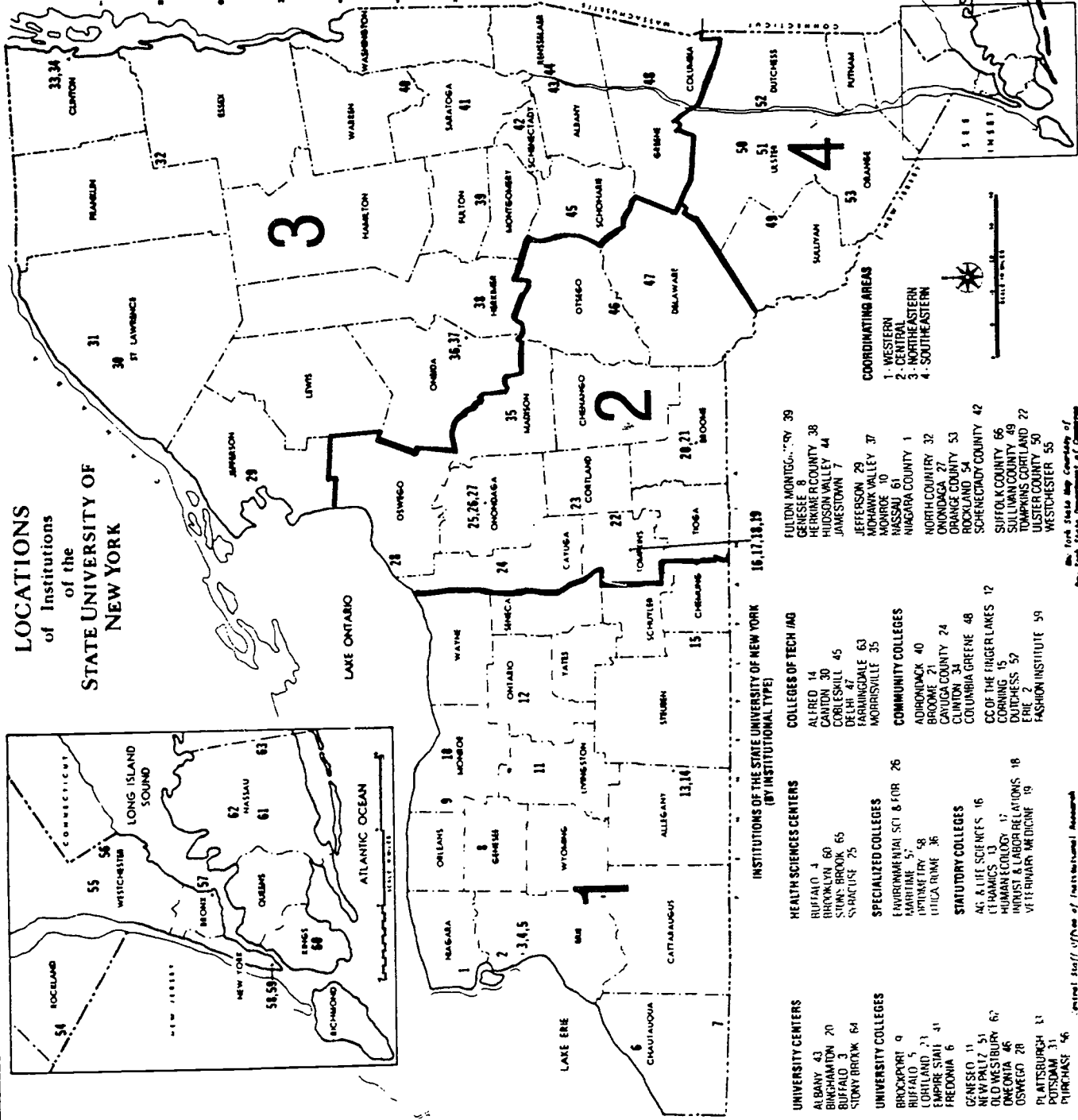
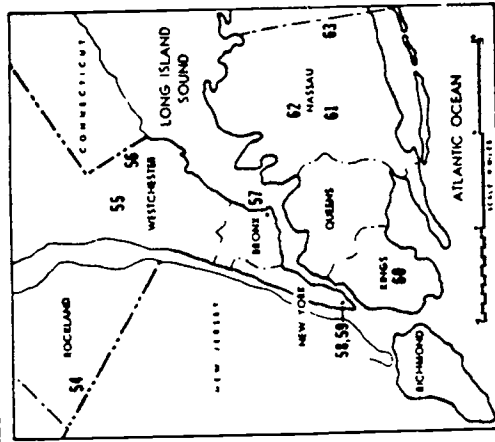
Y E A R	B A C H E L O R S
---------	-------------------

1949-50	-
1950-51	-
1951-52+	246
1952-53	190

* - FIRST DEGREES GRANTED THIS YEAR
 ALL FOOTNOTES WILL APPEAR AT THE END OF THE REPORT (SEE PAGE 183)

APPENDIX

LOCATIONS of Institutions of the STATE UNIVERSITY OF NEW YORK



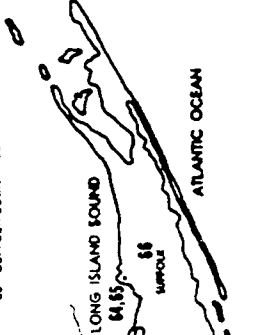
INSTITUTIONS OF THE STATE UNIVERSITY OF NEW YORK (NUMERICAL LISTING)

1. NIAGARA COUNTY CC
2. ERIE CC
3. SUNY AT BUFFALO
4. BUFFALO HEALTH SCIENCES CENTER
5. SU COLLEGE AT BUFFALO
6. SU COLLEGE AT FREDONIA
7. JAMESTOWN CC
8. GENESSE CC
9. SU COLLEGE AT BROCKPORT
10. MONROE CC
11. SU COLLEGE AT GENESSE
12. COMMUNITY COLLEGE OF THE FINGER LAKES
13. COLLEGE OF CERAMICS
14. COLLEGE OF TECHNOLOGY AT ALFRED
15. CORNING CC
16. NYS COLLEGE OF AG & LIFE SCIENCES
17. NYS COLLEGE OF HUMAN ECOLOGY
18. NYS SCHOOL OF INDUSTRIAL & LABOR RELATIONS
19. NYS COLLEGE OF VETERINARY MEDICINE
20. SUNY AT BINGHAMTON
21. BROOME CC
22. TOMPKINS CORTLAND CC
23. SU COLLEGE AT CORTLAND
24. CAYUGA COUNTY CC
25. HSC AT SYRACUSE
26. ENVIRONMENTAL SCIENCE & FORESTRY
27. ONONDAGA CC
28. SU COLLEGE AT OSWEGO
29. JEFFERSON CC
30. COLLEGE OF TECHNOLOGY AT CANTON
31. SU COLLEGE AT POTS DAM
32. NORTH COUNTRY CC
33. SU COLLEGE AT PLATTSBURGH
34. COLLEGE OF TECH. & AG. AT MORRISVILLE
35. SU COLLEGE AT UTICA/RONE
36. MONROE VALLEY CC
37. HERIOT COUNTY CC
38. FULTON MONTGOMERY CC
39. ADIRONDACK CC
40. EMPIRE STATE COLLEGE
41. SCHENECTADY COUNTY CC
42. SUNY AT ALBANY
43. HUDSON VALLEY CC
44. COLLEGE OF TECH. & AG. AT COBLESKILL
45. SU COLLEGE AT ONTARIO
46. COLLEGE OF TECHNOLOGY AT DELHI
47. COLUMBIA GREEN CC
48. SULLIVAN COUNTY CC
49. ULSTER COUNTY CC
50. SU COLLEGE AT NEW PALTZ
51. SU COLLEGE AT NEW PALTZ
52. DUTCHESS CC
53. ORANGE COUNTY CC
54. ROCKLAND CC
55. WESTCHESTER CC
56. SU COLLEGE AT PURCHASE
57. SU MARITIME COLLEGE
58. STATE COLLEGE OF OPTOMETRY
59. FASHION INSTITUTE OF TECHNOLOGY
60. HSC AT BROOKLYN
61. MASSAU CC
62. SU COLLEGE AT OLD WESTBURY
63. COLLEGE OF TECHNOLOGY AT FARMINGDALE
64. SUNY AT STONY BROOK
65. STONY BROOK HEALTH SCIENCES CENTER
66. SUFFOLK COUNTY CC

- | | | | | | | | | | | | | | |
|--------------------------------|----------------------------|---------------|------------------|---------------------------|------------------------|---------------------------|--------------|-----------------|----------------------|-----------|----------------|-------------|-------------|
| UNIVERSITY CENTERS | ALBANY 43 | BINGHAMTON 20 | BUFFALO 3 | STONY BROOK 64 | | | | | | | | | |
| UNIVERSITY COLLEGES | BROCKPORT 9 | BUFFALO 5 | LOBLAND 23 | EMPIRE STATE 41 | FREDONIA 6 | GENESSE 11 | NEW PALTZ 51 | OLD WESTBURY 67 | ONEONTA 46 | OSWEGO 28 | PLATTSBURGH 13 | POTS DAM 31 | PURCHASE 56 |
| HEALTH SCIENCES CENTERS | BUFFALO 4 | BIRKBECK 60 | SUNY BROOK 65 | STATE UNIV 75 | | | | | | | | | |
| SPECIALIZED COLLEGES | ENVIRONMENTAL SCI & FOR 26 | MARITIME 57 | OPTOMETRY 58 | UTICA RUME 36 | | | | | | | | | |
| STATUTORY COLLEGES | AG & LIFE SCIENCES 16 | HUMANICS 13 | HUMAN ECOLOGY 17 | INDUST LABOR RELATIONS 18 | VETERINARY MEDICINE 19 | | | | | | | | |
| COLLEGES OF TECH / AG | ALFRED 14 | CANTON 30 | COBLESKILL 45 | DELHI 47 | FARMINGDALE 63 | MORRISVILLE 35 | | | | | | | |
| COMMUNITY COLLEGES | ADIRONDACK 40 | BROOME 21 | CAYUGA COUNTY 24 | CANTON 34 | COLUMBIA GREENE 48 | CC OF THE FINGER LAKES 12 | CORNING 15 | DUTCHESS 57 | FASHION INSTITUTE 59 | | | | |

INSTITUTIONS OF THE STATE UNIVERSITY OF NEW YORK (BY INSTITUTIONAL TYPE)

- | | | | | | | | | | | | | | |
|----------------------------|----------------------|------------|----------------|----------------|------------------|------------------|-------------|-----------------------|-------------------|--------------------|----------------------|------------------|----------------|
| UNIVERSITY CENTERS | FULTON MONTGOMERY 39 | GENESSE 9 | JEFFERSON 29 | MONROE 10 | NORTH COUNTRY 32 | ORANGE COUNTY 53 | ROCKLAND 54 | SCHENECTADY COUNTY 42 | SUFFOLK COUNTY 66 | SULLIVAN COUNTY 49 | TOMPKINS CORTLAND 22 | ULSTER COUNTY 50 | WESTCHESTER 55 |
| UNIVERSITY COLLEGES | CLAYTON 33,34 | CLAYTON 31 | ST LAWRENCE 38 | ST LAWRENCE 39 | OSWEGO 28 | OSWEGO 27 | OSWEGO 28 | OSWEGO 28 | OSWEGO 28 | OSWEGO 28 | OSWEGO 28 | OSWEGO 28 | OSWEGO 28 |



© The State University of New York
New York State Department of Education

Chronology of Dates of Establishment of Institutions of the State University of New York

1811 to 1900

1901 to 1979

		11-12	21-30	31-40	41-50	51-60	61-70	71-80	81-90	91-100	01-10	11-20	21-30	31-40	41-50	51-60	61-70	71-79
29	State University Number of Institutions														34	43	64	66
X	University Centers				1844 ^b										1946 ^c 1950 ^c		1962 ^{bc}	
	Albany				1844 ^b										1946 ^c 1950 ^c		1962 ^{bc}	
	Binghamton															1957 ^{bc}		
	Buffalo				1846													
	Stony Brook																	
X	University Colleges				1841		1867 ^b											
X	Brockport				1841		1867 ^b											
X	Buffalo						1867 ^b											
X	Cortland						1868 ^b											1971 ^{bc}
X	Empire State																	
X	Fredonia		1828				1866 ^b	1871 ^b										
X	Geneeo								1885 ^b									1965 ^{bc}
X	New Paltz		1828															
X	Old Westbury								1887 ^b									
X	Oneonta																	
X	Oswego						1881 ^b 1867 ^b											
X	Plattsburgh								1889 ^b									
X	Potsdam		1818				1867 ^b											1965 ^{bc}
	Purchase																	
	Health Science Centers				1846										1950 ^{bc}		1962 ^{bc}	
	Buffalo				1846										1950 ^{bc}		1962 ^{bc}	
	Brooklyn					1858												1970 ^{bc}
	Stony Brook														1950 ^{bc}			
	Syracuse			1834				1872										
X	Specialized Colleges																	
X	Environmental Science and Forestry											1911 ^b 1913 ^b						
X	Maritime							1874										1966 ^{bc} 1971 ^{bc}
	Optometry																	
	Utica/Rome																	
X	Statutory Colleges																	
X	Agriculture and Life Sci.										1900 ^b 1904 ^b							
X	Ceramics														1925 ^b			
X	Human Ecology															1944 ^b		
X	Industrial & Labor Rel.																	
X	Veterinary Medicine									1894 ^b								
X	Colleges of Technology/Agriculture																	
X	Alfred											1908 ^b						
X	Canton											1906 ^b						
X	Cobleskill											1911 ^b						
X	Delhi											1913 ^b						
X	Farmingdale											1912 ^b						
X	Morrisville											1906 ^b						
X	Community Colleges																	
X	Adirondack														1946 ^b		1960 ^{bc}	
X	Broome																	
	Cayuga County																	1953 ^{bc}
	Clinion														1966 ^{bc}			
	Columbia-Greene														1966 ^{bc}			
	Community College of the Finger Lakes																	1965 ^{bc}
	Corning																	
	Dutchess																	1956 ^{bc} 1957 ^{bc}
X	Eme														1946 ^{bc}			
	Fashion Institute														1944 ^{bc}			
	Fulton-Montgomery																	1951 ^{bc}
	Genesee														1963 ^{bc}			
	Heriomer County														1966 ^{bc}			
	Hudson Valley														1966 ^{bc}			
	Jamestown														1945 ^{bc}		1953 ^{bc}	
	Jefferson														1950 ^{bc}			
X	Mohawk Valley																	1961 ^{bc}
	Monroe														1946 ^b			
	Nassau																	1961 ^{bc}
X ^d	New York City																	1959 ^{bc}
	Niagara County														1946			
	North Country																	1962 ^{bc} 1967 ^{bc}
	Orondaga																	1961 ^{bc}
	Orange County														1950 ^{bc}			
	Rockland																	1959 ^{bc}
	Schenectady County																	1967 ^{bc}
	Suffolk County																	1959 ^{bc}
	Sullivan County																	1962 ^{bc} 1967 ^{bc}
	Tompkins-Cortland																	1967 ^{bc} 1961 ^{bc}
	Ulster County																	1961 ^{bc}
	Westchester														1946 ^b			



FOOTNOTES

^aOriginal constituent institutions of the State University of New York at its establishment in 1948.

^bDate of establishment as a state college or institution.

^cDate of incorporation into State University of New York.

^dAs of July 1, 1975, New York City Community College and the other community colleges (not shown here) sponsored by the New York City Board of Higher Education were no longer a part of the State University of New York.

NOTE: Dates preceding date indicated for establishment as a state college or institution refer to institutional antecedents of the present college or university. These may have been private institutions or controlled by a governmental entity other than the state. Intermediate institutional developments such as other college affiliation or date of first baccalaureate program offering have been omitted for the sake of brevity.

*The Health Sciences Centers at Buffalo and Stony Brook are shown separately here from their respective core campuses.

PUBLICATIONS LIST

380

PUBLICATION LIST
CENTRAL STAFF OFFICE OF INSTITUTIONAL RESEARCH

* Indicates OUT OF PRINT

REPORT TITLE	YEARS					
ACADEMIC LIBRARY STATISTICS (Now done as a STATISTICAL RELEASE.)	DATA YEAR	1967-1969	1969-1970	1972-1975	1976-1977	1978-1979
:	RPT. NO.	*8	*18	*12-76	*12-76	*12-80
:	DATA YEAR	1980-1983				
:	RPT. NO.	12-84				
AGE GROUP AND SEX OF STUDENTS	DATA YEAR	1974	1975	1976	1977	1978
:	RPT. NO.	*8-75	*8-76	*8-77	8-78	8-79
:	DATA YEAR	1979	1980	1981	1982	1983
:	RPT. NO.	8-81	8-82	8-83	8-84	8-84A
:	DATA YEAR	1984	1985	1986	1987	1988
:	RPT. NO.	8-85	8-86	8-87	8-88	8-89
:	DATA YEAR	1989	1990	1991	1992	1993
:	RPT. NO.	8-90	8-91	8-92	8-93	8-94
APPLICATION AND ENROLLMENT PATTERNS OF TRANSFER STUDENTS	DATA YEAR	1970	1971	1972	1973	1974
:	RPT. NO.	*15	*29	*41	*6-75	*6-76
:	DATA YEAR	1975	1976 & 1977	1978	1979	1983
:	RPT. NO.	6-76A	6-79	6-80	6-81	6-84
:	DATA YEAR	1984	1985	1986	1987	1988
:	RPT. NO.	6-85	6-86	6-87	6-88	6-89
:	DATA YEAR	1989	1990	1991	1992	1993
:	RPT. NO.	6-90	6-91	6-92	6-93	6-94
ATTRITION & RETENTION OF FIRST-TIME, FULL-TIME STUDENTS IN TWO YEAR AND BACCALAUREATE DEGREE PROGRAMS (Partial history of later cohorts included starting with Rpt. 4-80.) (Postsecondary Opportunity Program Students included starting with Rpt. 4-87.)	CLASS OF	1973	1974	1975 & 1976	1977 & 1978	1982
:	RPT. NO.	*4-74	*4-76	*4-79	*4-80	4-85
:	CLASS OF	1983	1984	1988	1989	1991
:	RPT. NO.	4-87	4-87A	4-92	4-92A	4-94
CAMPUS SCHOOL STATISTICS	DATA YEAR	1966-1969				
	RPT. NO.	*3				
CHARACTERISTICS OF INSTITUTIONS UNDER THE PROGRAM OF THE STATE UNIVERSITY OF NEW YORK	DATA YEAR	1970				
	RPT. NO.	*25				
DEGREES AND OTHER FORMAL AWARDS (Latest print-out available upon request.)	DATA YEAR	1968				
	RPT. NO.	*B-1				
DEGREE AND OTHER FORMAL PROGRAMS CURRENTLY OFFERED (Latest print-out available upon request.)	DATA YEAR	1969	1971	1980	1982	1984
:	RPT. NO.	*	*26	*15-80	*15-82	15-84
:	DATA YEAR	1987				
:	RPT. NO.	15-87				
DIRECTORY OF SELECTED CAMPUS ADMINISTRATIVE PERSONNEL OF THE STATE UNIVERSITY OF NEW YORK	DATA YEAR	1971				
	RPT. NO.	*-				
EMPLOYEE CHARACTERISTICS AND SALARY STATISTICS	DATA YEAR	1970				
	RPT. NO.	*23				
*ENROLLMENT AND DEGREES GRANTED BY ACADEMIC PROGRAMS (Latest print-out available upon request.)	DATA YEAR	Annual 1975-1977 & Degrees 1974-75 to 1976-77				
	RPT. NO.	*14-78				

PUBLICATION LIST
CENTRAL STAFF OFFICE OF INSTITUTIONAL RESEARCH

* Indicates OUT OF PRINT

REPORT TITLE

YEARS

ENROLLMENT BY ACADEMIC PROGRAM (Latest print--out available upon request.)	DATA YEAR	1968	1968-1971	1969-1972			
	RPT. NO.	*C-1	*33	*5-74			
•	DATA YEAR	Enrl. 1975-1977 & Degree 1974-75 to 1976-77					
•	RPT. NO.	*14-78					
ENROLLMENT, HOUSING AND FINANCIAL AID OF MINORITY GROUP STUDENTS (See STATISTICAL RELEASES for later years.)	DATA YEAR	1968					
	RPT. NO.	*1					
FACULTY AND STAFF STATISTICS BY JOB CATEGORY, ETHNIC GROUP, TENURE, RANK AND SEX	DATA YEAR		1970				
	RPT. NO.		*-				
GEOGRAPHIC ORIGINS OF FIRST TIME STUDENTS (Now included in RPT. 2-84 to date.)	DATA YEAR	1968	1969	1970	1971	1972	
	RPT. NO.	*6	*13	*22	*35	*39	
	•	DATA YEAR	1973	1974	1975	1976	1977 & 1978
•	RPT. NO.	*3-75	*3-76	*3-76A	*3-78	3-80	
•	DATA YEAR	1980 & 1981					
•	RPT. NO.	3-83					
GEOGRAPHIC ORIGINS OF STUDENTS (Includes first time & transfer students from RPT. 2-84 to date.)	DATA YEAR	1968	1969	1970	1971	1972	
	RPT. NO.	*5	*12	*21	*36	*42	
	•	DATA YEAR	1973	1974	1976	1978	1977
	•	RPT. NO.	*2-75	*2-76	2-78	2-79	2-80
	•	DATA YEAR	1979	1981	1982	1983	1984
	•	RPT. NO.	2-81	2-83	2-84	2-84A	2-85
•	DATA YEAR	1985	1986	1987	1988	1989	
•	RPT. NO.	2-86	2-87	2-88	2-89	*2-90	
•	DATA YEAR	1990	1991	1992	1993		
•	RPT. NO.	2-91	2-92	2-93	2-94		
GEOGRAPHIC ORIGINS OF TRANSFER STUDENTS (Now included in RPT. 2-84 to date.)	DATA YEAR	1977 & 1978					
	RPT. NO.	17-80					
GRADUATE STUDENT ADMISSIONS SURVEY	DATA YEAR	1970	1971	1972	1973	1974	
	RPT. NO.	*17	*32	*38	1-74	1-75	
•	DATA YEAR	1975	1976				
•	RPT. NO.	1-76	1-77				
HEADCOUNT ENROLLMENT AND FULL TIME EQUIVALENT WORKLOAD STATISTICS OF CREDIT COURSE STUDENTS (Now done as a STATISTICAL RELEASE.)	DATA YEAR	1968-1969	1969-1970	1970-1971			
	RPT. NO.	*7	*10	*24			
HIGH SCHOOL STATUS OF FIRST-TIME CREDIT COURSE STUDENTS (Now done as a STATISTICAL RELEASE.)	DATA YEAR		1979 & 1980				
	RPT. NO.		18-82				
INSTRUCTIONAL LOCATION AWAY FROM THE MAIN CAMPUS	DATA YEAR	1979	1986	1987	1988	1989	
	RPT. NO.	*16-80	16-87	16-88	16-89	16-90	
•	DATA YEAR	1990	1991	1992-93	1992-93		
•	RPT. NO.	16-91	16-92	16-94	16-94A		
INVENTORY OF SELECTED INTERINSTITUTIONAL COOPERATIVE ARRANGEMENTS	DATA YEAR		1971				
	RPT. NO.		*19				

**PUBLICATION LIST
CENTRAL STAFF OFFICE OF INSTITUTIONAL RESEARCH**

*** Indicates OUT OF PRINT**

REPORT TITLE

YEARS

MIGRATION OF U.S. COLLEGE STUDENTS WITH EMPHASIS ON NEW YORK STATE	DATA YEAR RPT. NO.	1968 *27			
MINORITY GROUP ENROLLMENT, HOUSING AND FINANCIAL AID STATISTICS	DATA YEAR RPT. NO.	1969-71 *34			
NON-CREDIT INSTRUCTIONAL ACTIVITIES	DATA MONTHS & YEAR RPT. NO.	1984 20-85	1/1-6/30, 1984 20-85A	7/1-12/31, 1985 20-86	
▪	DATA MONTHS & YEAR RPT. NO.	1/1-6/30, 1986 20-87		7/1-12/31, 1986 20-87A	
▪	DATA MONTHS & YEAR RPT. NO.	1/1-6/30, 1987 20-88		7/1-12/31, 1987 20-88A	
▪	DATA MONTHS & YEAR RPT. NO.	1/1-6/30, 1988 20-89		7/1-12/31, 1988 20-89A	
▪	DATA MONTHS & YEAR RPT. NO.	1/1-6/30, 1989 20-90		7/1-12/31, 1989 20-90A	
▪	DATA MONTHS & YEAR RPT. NO.	1/1-6/30, 1990 20-91		7/1-12/31, 1990 20-91A	
▪	DATA MONTHS & YEAR RPT. NO.	1/1-6/30, 1991 20-92		7/1-12/31, 1991 20-92A	
▪	DATA MONTHS & YEAR RPT. NO.	1/1-6/30, 1992 20-93		7/1-12/31, 1992 20-93A	
▪	DATA MONTHS & YEAR RPT. NO.	7/1-12/31, 1993 20-94			
PLACEMENT OF PERSONS COMPLETING PREPARATION FOR EDUCATION: CERTIFICATIONS	DATA YEAR RPT. NO.	1975 *13-76	1975-1976, 1976-1977 & 1977-78 *13-80		
PREPARATION OF EDUCATIONAL PERSONNEL (Now done as a STATISTICAL RELEASE.)	DATA YEAR RPT. NO.	1967-1968 *D-1	1969-1971 *28	1972-1975 *10-76	1973-1976 *10-76A
SUMMER CREDIT COURSE STUDENTS (Now done as a STATISTICAL RELEASE.)	DATA YEAR RPT. NO.	1968-70 *14	1971 *20		
TRENDS IN ENROLLMENT AND DEGREES (Latest report includes earlier years.)	DATA YEAR RPT. NO.	1948-1970 *11	1948-1972 *37	1948-1974 *7-75	1948-1976 *7-77
▪	DATA YEAR RPT. NO.	1948-1980 *7-81	1948-1984 7-85	1948-1985 7-86	1948-1986 7-87
▪	DATA YEAR RPT. NO.	1948-1988 7-89	1948-1989 7-90	1948-1990 7-91	1948-1991 7-92
▪	DATA YEAR RPT. NO.	1948-1993 7-94	1948-1994 7-95		
TRENDS IN TUITION AND OTHER BASIC STUDENT CHARGES (Latest report includes earlier years.)	DATA YEAR RPT. NO.	1963-64-1993-94 19-94	1994-95 19-95		
TUITION WAIVERS HONORED BY STATE-OPERATED INSTITUTIONS OF THE STATE UNIVERSITY OF NEW YORK	DATA YEAR RPT. NO.	1970-71 & 1971-72 *31			

PUBLICATION LIST
CENTRAL STAFF OFFICE OF INSTITUTIONAL RESEARCH

* Indicates OUT OF PRINT

REPORT TITLE

YEARS

REPORT TITLE	DATA YEAR	1974 & 1975	1976	1977	1978	1979
UTILIZATION OF RESIDENCE HALL FACILITIES	RPT. NO.	9-75	9-76	9-77	9-79	9-80
•	DATA YEAR	1980	1981	1982	1983	1984
•	RPT. NO.	9-81	9-81A	9-82	9-84	9-85
•	DATA YEAR	1985	1986	1987	1988	1989
•	RPT. NO.	9-86	9-87	9-88	9-89	9-90
•	DATA YEAR	1990	1991	1992	1993	
•	RPT. NO.	9-91	9-92	9-93	9-94	