

DOCUMENT RESUME

ED 384 266

FL 801 008

AUTHOR Rabinowitz, Myrna
 TITLE Having an Operation: An ESL Workbook. English as a Second Language Community Survival Skills.
 SPONS AGENCY Vancouver Community Coll., British Columbia.
 PUB DATE Mar 86
 NOTE 74p.
 AVAILABLE FROM Vancouver Community College, K.E.C. Bookstore, 1155 E. Broadway, Box 24620, Station "F", Vancouver, British Columbia V5N 5T9, Canada (\$7.50 Canadian).
 PUB TYPE Guides - Classroom Use - Instructional Materials (For Learner) (051)

EDRS PRICE MF01/PC03 Plus Postage.
 DESCRIPTORS Adult Education; *English (Second Language); Foreign Countries; Hospitals; Learning Activities; Oral Language; *Surgery; Vocabulary Development; Written Language
 IDENTIFIERS British Columbia

ABSTRACT

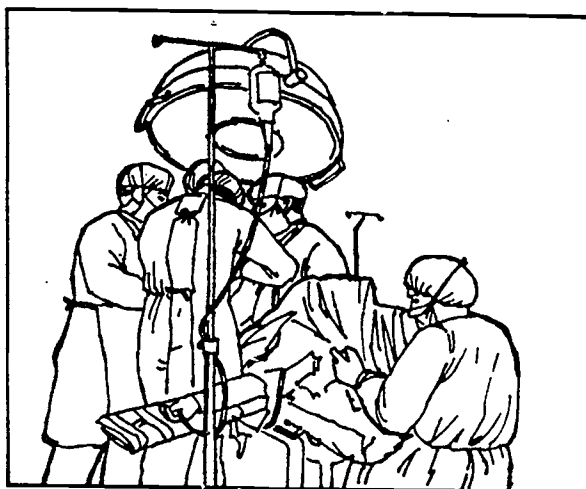
This workbook, written in simple English with pictographs, helps adult learners of English in British Columbia (Canada) deal with biological and medical needs and hospital patient visits. Lessons include parts of the body, nurses' and doctors' examination and instructions, general health problems, hospital items, hospital admissions, and pre- and post-operative procedures. Three basic learning exercises for oral and written practice are included in the workbook: vocabulary development, short stories, and dialogue practice. (NAV) (Adjunct ERIC Clearinghouse for ESL Literacy Education)

 * Reproductions supplied by EDRS are the best that can be made *
 * from the original document. *

ED 384 266

ENGLISH AS A SECOND LANGUAGE
Community Survival Skills

HAVING AN OPERATION



Written by Myrna Rabinowitz

PERMISSION TO REPRODUCE THIS
MATERIAL HAS BEEN GRANTED BY

Brenda
Appleton

TO THE EDUCATIONAL RESOURCES
INFORMATION CENTER (ERIC)

**VANCOUVER
COMMUNITY
COLLEGE**
King Edward
Campus 

© 1986 Vancouver Community College
English As A Second Language Division

2

U.S. DEPARTMENT OF EDUCATION
Office of Educational Research and Improvement
EDUCATIONAL RESOURCES INFORMATION
CENTER (ERIC)

This document has been reproduced as
received from the person or organization
originating it.

Minor changes have been made to improve
reproduction quality.

Points of view or opinions stated in this docu-
ment do not necessarily represent official
ERIC position or policy.

FL 801 008

Acknowledgements

I wish to express my appreciation to the
Vancouver General Hospital for assistance with
the information which appears in this booklet.

Graphic Design: Instructional Media Services, Vancouver Community College

**VANCOUVER
COMMUNITY
COLLEGE** 
King Edward
Campus

1155 East Broadway
Box No. 24620 Station C
Vancouver, B.C.
Canada V6T 4N3

Foreword:

Having an Operation: An ESL Workbook

is part of the Community Survival Skills series. This series was developed for adults learning English as a Second Language and focuses on the English language skills required to cope or survive in the community.

Having An Operation: An ESL WORKBOOK

is a student workbook focusing on the English language skills required when having an operation. It contains a variety of learning exercises which students may use for oral and written practice.

There are three basic kinds of learning exercises used in Having an Operation: An ESL Workbook.

The Three Basic Learning Exercises Used in Having An Operation: An ESL Workbook	
Vocabulary Development	Vocabulary items are presented visually and in written exercises.
Short Stories	Short stories with pictures, information and comprehension questions have been developed for various hospital situations.
Dialogue Practice	Dialogues relevant to situations which occur when having an operation are presented and learning exercises are provided.

Myrna Rabinowitz

March 1986

Table of Contents

	<u>Page</u>
1. Acknowledgements	i
2. Foreword	iii
3. Table of Contents	v
4. Sue's Problem Exercise 1	1
5. Health Problems Exercise 2	2
. Exercise 3	3
6. Parts of the Body Exercise 4	4
. Exercise 5	5
7. Health Problems Exercise 6	6
8. Inside the Body Exercise 7	8
. Exercise 8	9
9. Health Problems Exercise 9	10
. Exercise 10	11
10. Sue Arrives at the Hospital Exercise 11	12
11. At Admitting Exercise 12	13
12. Admission Forms Exercise 13	14
. Exercise 14	15
. Exercise 15	16
. Exercise 16	17
13. In Sue's Room Exercise 17	18
14. Operations Exercise 18	19
15. Hospital Items Exercise 19	20
. Exercise 20	22
16. What is the Doctor Doing? Exercise 21	24
. Exercise 22	26
17. The Doctor's Examination Exercise 23	28
18. Doctor's Instructions Exercise 24	29
. Exercise 25	30
19. Hospital Items Exercise 26	31
. Exercise 27	33
20. The Doctor's Examination Exercise 28	35
21. What is the Nurse Doing? Exercise 29	36
. Exercise 30	37
22. Sue and the Nurse Exercise 31	38

	<u>Page</u>
23. Medical Tests	Exercise 32 39
	Exercise 33 40
	Exercise 34 41
	Exercise 35 42
24. Sue and the Nurse	Exercise 36 43
25. Down the Hall	Exercise 37 44
	Exercise 38 46
26. Doctors	Exercise 39 48
27. Visitors	Exercise 40 49
28. Bedtime	Exercise 41 50
	Exercise 42 51
29. Preparing for Surgery	Exercise 43 52
	Exercise 44 53
30. Just Before Surgery	Exercise 45 54
	Exercise 46 55
31. After the Operation	Exercise 47 56
	Exercise 48 57
32. The Next Day	Exercise 49 58
	Exercise 50 59
33. A Few Days Later	Exercise 51 60
	Exercise 52 61
34. Sue Visits Her Cousin	Exercise 53 62
35. What is Tom Using?	Exercise 54 63
	Exercise 55 64
36. Sue is Going Home	Exercise 56 65
37. Inside the Hospital	Exercise 57 66
	Exercise 58 67

Exercise 1

Sue's Problem

Read the story and answer the questions.



Sue has a pain in her stomach. She is having trouble with her gall bladder. She needs an operation. Right now she is packing her robe and slippers. Tomorrow she is going to the hospital.

1. Where is Sue's pain?

2. What is she having trouble with?

3. What does she need?


4. What is she doing now?

5. Where is she going tomorrow?

Exercise 2 Health Problems

Read and practise the questions and answers.

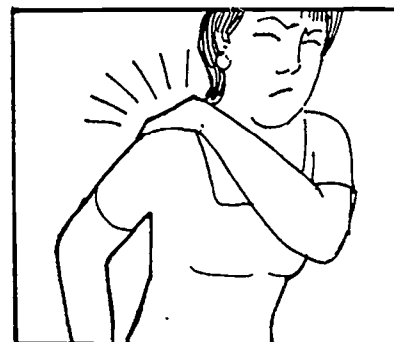
1. What's the problem?
I have a pain in my eye.



2. What's the problem?
I have a pain in my arm.



3. What's the problem?
I have a pain in my shoulder.




4. What's the problem?
I have a pain in my knee.



Exercise 3 Health Problems

Answer the questions.

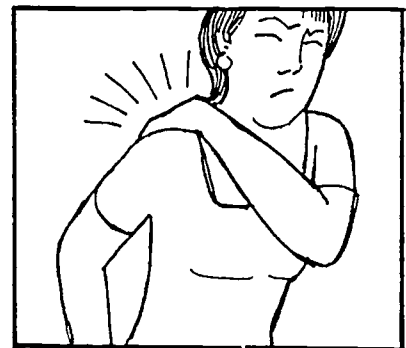
1. What's the problem?



2. What's the problem?



3. What's the problem?



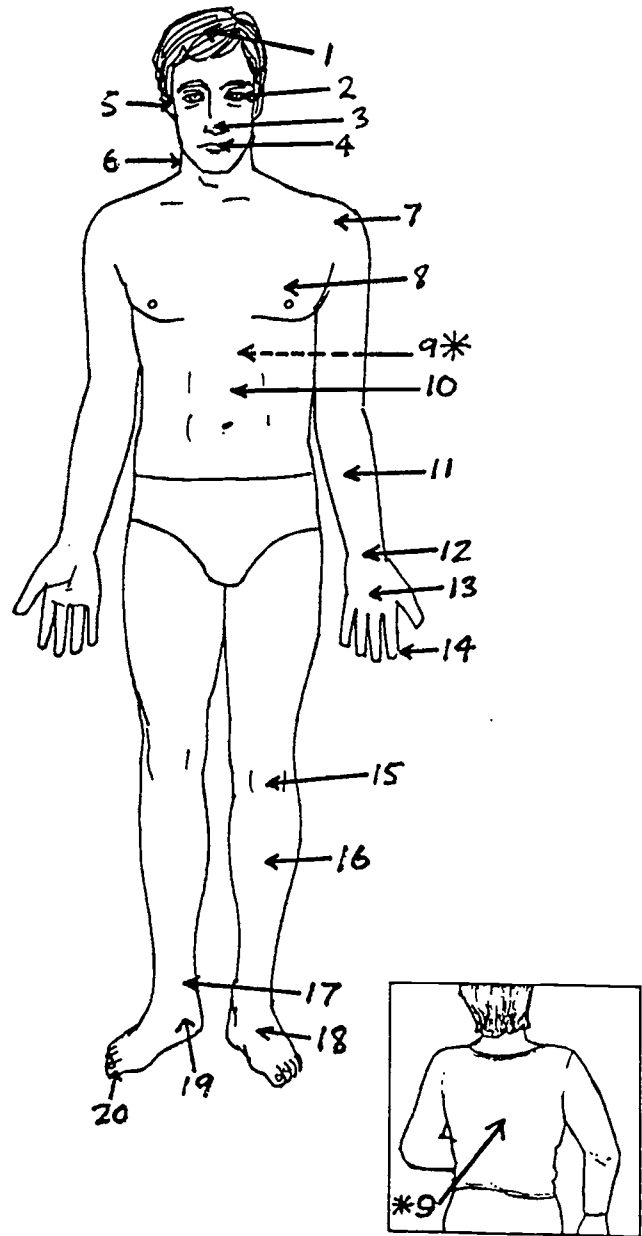
4. What's the problem?



Exercise 4 Parts of the Body

Practise the words.

- 1 head
- 2 eye
- 3 nose
- 4 mouth
- 5 ear
- 6 neck
- 7 shoulder
- 8 chest
- 9 back
- 10 abdomen*
- 11 arm
- 12 wrist
- 13 hand
- 14 finger
- 15 knee
- 16 leg
- 17 ankle
- 18 foot
- 19 heel
- 20 toe

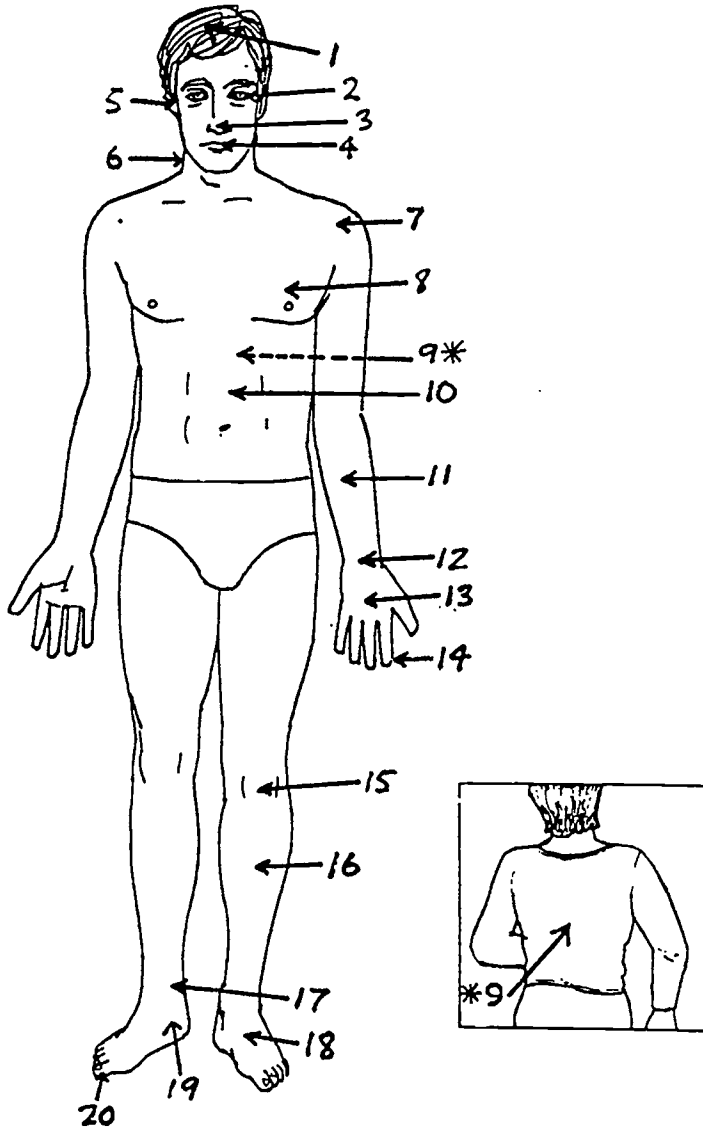


*abdomen - often called stomach

Exercise 5

Parts of the Body

Write the correct words on the lines.



- 1 _____
- 2 _____
- 3 _____
- 4 _____
- 5 _____
- 6 _____
- 7 _____
- 8 _____
- 9 _____
- 10 _____
- 11 _____
- 12 _____
- 13 _____
- 14 _____
- 15 _____
- 16 _____
- 17 _____
- 18 _____
- 19 _____
- 20 _____

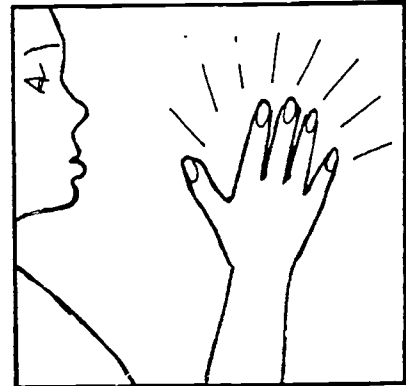
knee	leg	finger	foot	heel
arm	ear	nose	chest	mouth
back	eye	shoulder	wrist	ankle
toe	neck	hand	head	abdomen

Exercise 6 Health Problems

Practise the questions and answers.

1. What's the problem?

I have a pain in my hand.




2. What's the problem?

I have a bad pain in my chest.



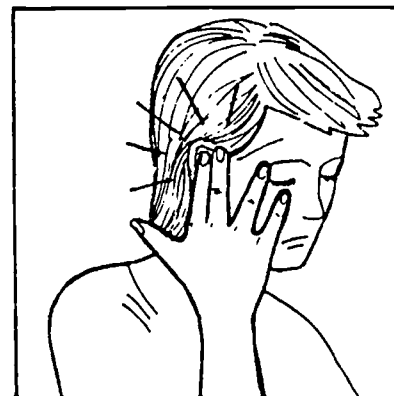
3. What's the problem?

I have a *head-ache.



4. What's the problem?

I have a bad *ear-ache.



*ache - only with head-ache
ear-ache
tooth-ache
back-ache
stomach-ache

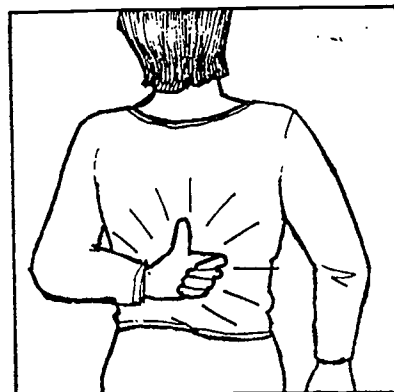
5. What's the problem?

My neck hurts.



6. What's the problem?

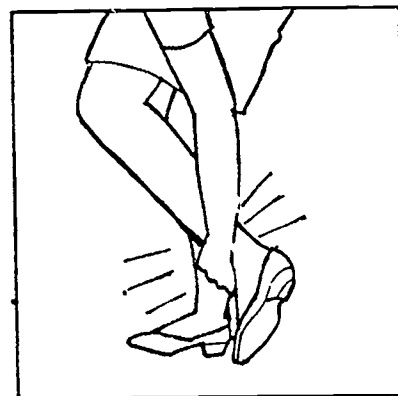
My back hurts.



7. What's the problem?

My ankle is sore.

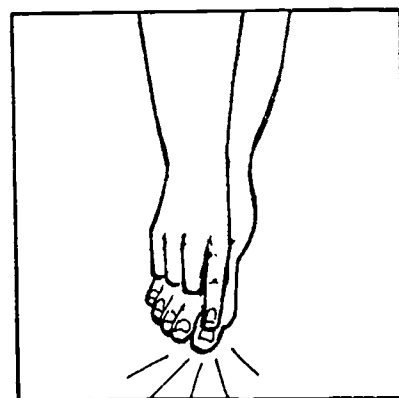
(I have a sore ankle.)



8. What's the problem?

My toe is sore.

(I have a sore toe.)

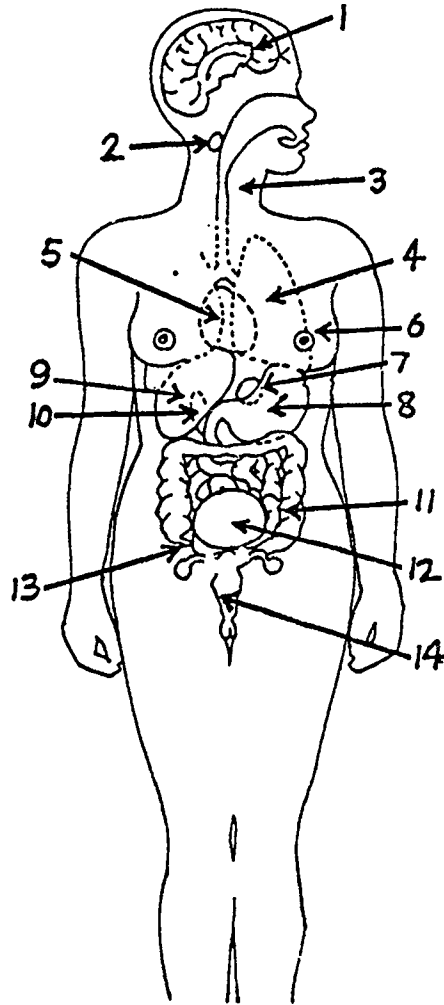


Exercise 7

Inside the Body

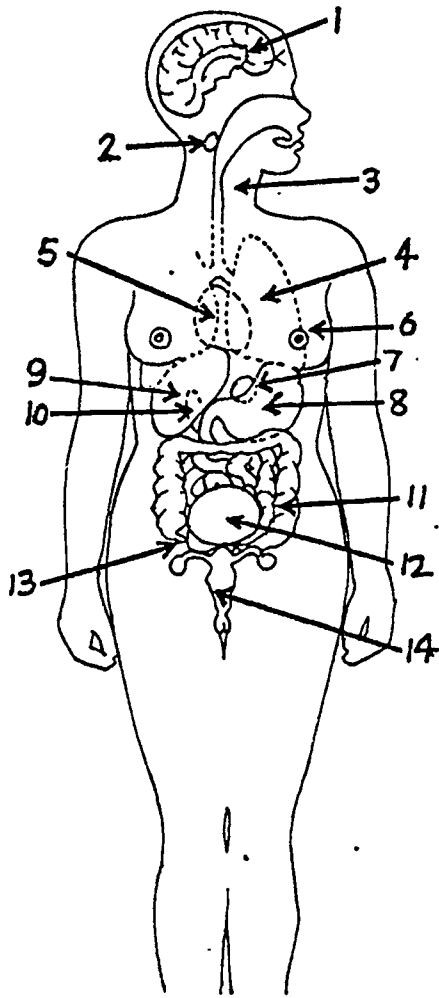
Practise the words.

- 1 brain
- 2 tonsils
- 3 throat
- 4 lung
- 5 heart
- 6 breast
- 7 kidney
- 8 stomach
- 9 liver
- 10 gall bladder
- 11 intestines
- 12 bladder
- 13 appendix
- 14 uterus



Exercise 8 Inside the Body

Write the correct words on the lines.



- 1 _____
- 2 _____
- 3 _____
- 4 _____
- 5 _____
- 6 _____
- 7 _____
- 8 _____
- 9 _____
- 10 _____
- 11 _____
- 12 _____
- 13 _____
- 14 _____

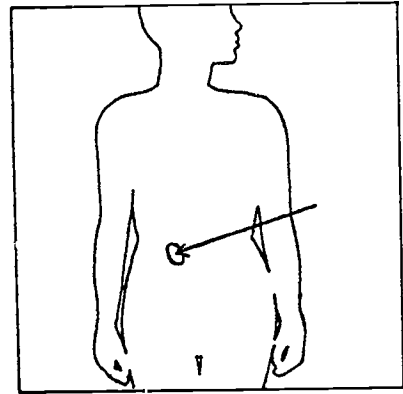
liver	throat	gall bladder	breast
brain	uterus	appendix	bladder
heart	lung	intestines	kidney
	tonsils		stomach

Exercise 9 Health Problems

Practise the questions and answers.

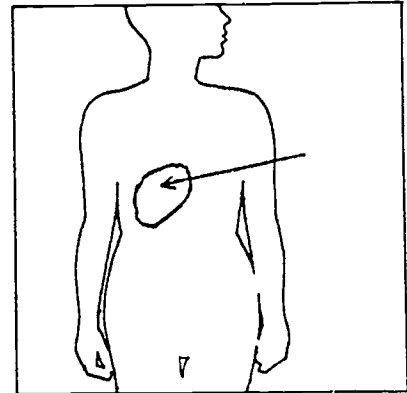
1. What's the problem?

I'm having trouble with my
gall bladder.



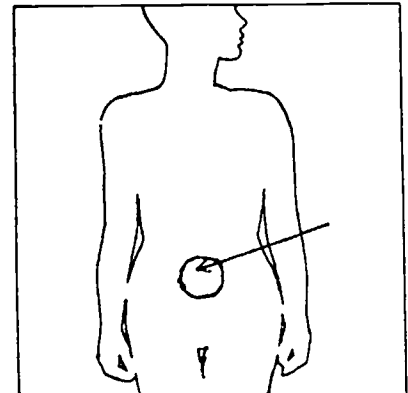
2. What's the problem?

I'm having trouble with my liver.



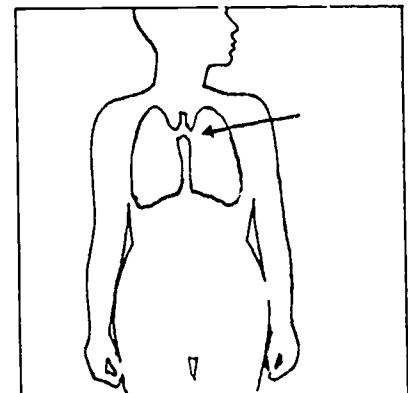
3. What's the problem?

I'm having trouble with my
bladder.



4. What's the problem?

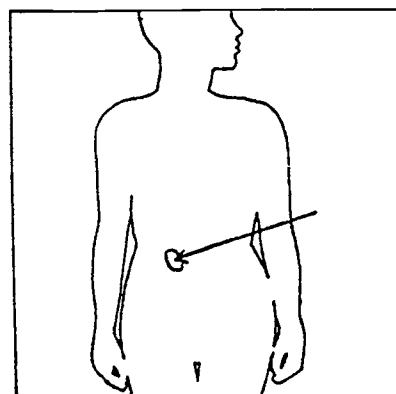
I'm having trouble with my
lungs.



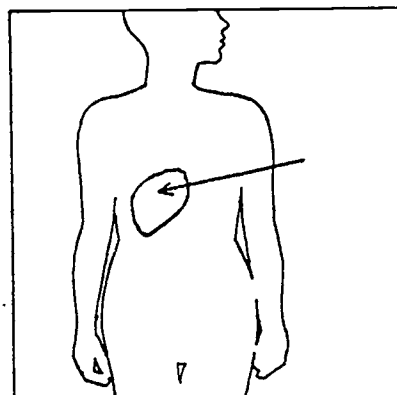
Exercise 10 Health Problems

Answer the questions.

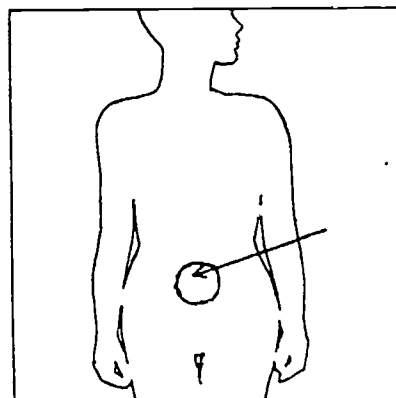
1. What's the problem?



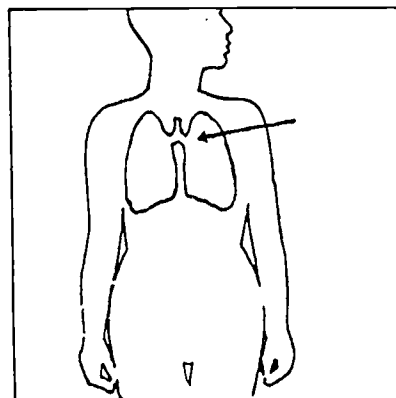
2. What's the problem?



3. What's the problem?



4. What's the problem?



Exercise 11 Sue Arrives at the Hospital

Read and practise the story and conversation.



Sue goes to admitting first. The admitting clerk asks many questions. Sue's cousin helps her with the English.

Clerk: Can I see your medical card, please?

Sue: Yes, here it is.

Clerk: How long have you lived in B.C.?

Sue: One year.

Clerk: Would you like a private room, a *semi-private room or a *standard room?

Sue: I'd like a standard room, please.

Clerk: That's fine. You need to pay now, please.

*semi-private - 2 patients

*standard - 4 patients

Exercise 12 At Admitting

Here are some more questions to practise.

1. What's your name?

2. What's your address?

3. How long have you lived at this address?

4. Are you a landed immigrant or a Canadian citizen?

5. Do you work?

6. Where do you work?

7. Where does your husband work?

8. How long has he worked there?

9. Who is your nearest living relative?

10. Have you ever been a patient here before?

Exercise 13

Admission Forms

This is an *admission form. The nurse will fill it in.
The patient needs to read and sign it. Read and practise it.

<p>ADMISSION - SEPARATION RECORD</p>		<p>ADMISSION DATE: TIME: PREVIOUS DATE:</p>	
<p>PATIENT - NAME, ADDRESS</p>		<p>PREVIOUS SURNAME</p>	<p>DATE OF BIRTH</p>
<p>SINCE</p>		<p>SEX</p>	<p>AGE</p>
<p>POSTAL CODE</p>		<p>SERVICE</p>	<p>LOCATION</p>
<p>NEAREST LIVING RELATIVE - NAME, ADDRESS</p>		<p>RELIGION</p>	<p>MOTHER'S MAIDEN NAME</p>
<p>RELATIONSHIP</p>		<p>ADMISSION CATEGORY</p>	<p>PATIENT TYPE</p>
<p>EMPLOYER - NAME, ADDRESS</p>		<p>ATTENDING DOCTOR</p>	
<p>OCCUPATION</p>		<p>MSC NO.</p>	
<p>PREVIOUS ADDRESS</p>		<p>DIAGNOSIS</p>	
<p>SINCE</p>		<p>TRANSFERRED FROM</p>	
<p>MEDICAL COVERAGE</p>		<p>REFERENCE</p>	
<p>HISTORY OF ACCIDENT</p>		<p>FAMILY PRACTITIONER</p>	
<p>RES. IN B.C.</p>		<p>HISTORY OF ACCIDENT</p>	

BEST COPY AVAILABLE

*admission - admitting

Exercise 14

Admission Forms

This is a *consent form. The patient needs to read and sign it. Read and practise it.

ADMISSION CONSENT TO DIAGNOSIS, TREATMENT AND CARE	
<p>I, the undersigned, do hereby authorize the physicians, the hospital staff and employees of _____ Hospital (and persons authorized by such other institutions as may be requested by _____) to carry out examinations, procedures and treatment deemed necessary and advisable for the diagnosis, treatment and continuing care of</p>	
<p>_____ Patient</p>	
<p>Signed: _____ <small>Patient or person legally authorized to give consent</small></p>	
<p>Relationship to Patient: _____</p>	
<p>Witness: _____</p>	
<p>Print Name and Position _____</p>	
<p>_____/_____/_____ <small>(Date and Time of Consent should be clearly given).</small></p>	

*consent - permission

Exercise 15

Admission Forms

This form is for *valuables.
Read and practise it.

NOTICE RE PATIENTS' EFFECTS AND VALUABLES

1. THE HOSPITAL WILL NOT BE RESPONSIBLE FOR ANY ITEM LEFT AT THE BEDSIDE.
2. While in Hospital, you may undergo medical procedures and treatment for which you must leave your bedside and cannot wear jewelry. Therefore, for your own protection, valuable articles and clothing should be returned home at the time of admission.
3. If you find it absolutely necessary to retain in the Hospital articles of value please have them deposited with the Accounting office for safekeeping.
4. Valuables may be retrieved during Accounting office hours. If your discharge is planned on any other time, please ensure that they are retrieved on the preceding day.
5. Dentures, eyeglasses, hearing aids or other personal effects should be stored in a proper container available on the nursing unit. DO NOT wrap them in a tissue and/or place them where they could be mistaken for something else.
6. Articles left in hospital after discharge, if not claimed within 3 months, will be disposed of at the discretion of the Hospital.

Acknowledged by Patient

Date

*valuables - money or jewelry

Exercise 16

Admission Forms

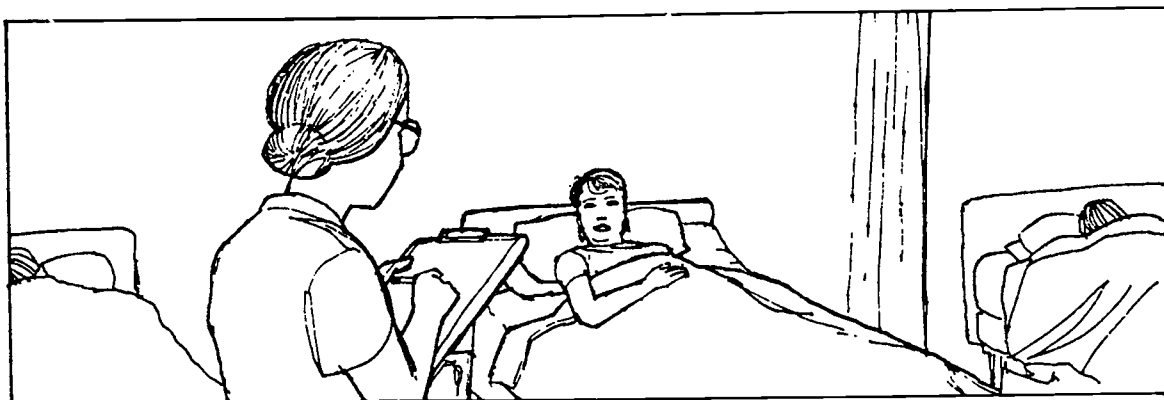
This form gives consent for an operation.
Read and practise it.

<p>████████████████████</p> <p>AUTHORIZATION FOR SURGICAL OPERATION OR DESIGNATED SPECIAL PROCEDURE OR TREATMENT</p>	
<p>Re: _____ <small>(Name of Patient)</small></p>	
<p>With regard to the above-named patient, I, the undersigned, do hereby consent to:</p>	
<p>(A) Treatment with _____ <small>(Treatment)</small></p>	
<p>under the direction of _____, M.D./D.D.S.</p>	
<p>OR: -</p>	
<p>(B) The surgical operation or special procedure of _____</p>	
<p>_____</p>	
<p>under the direction of _____, M.D./D.D.S.</p>	
<p>The nature and anticipated effects of such treatment, surgical operation or special procedure as detailed in A or B above have been explained to me by Dr. _____ and I understand the explanation.</p>	
<p>I also authorize such additional or alternative treatment, surgical operations or special procedures as, in the opinion of the physician or dentist named in the first paragraph, are immediately necessary.</p>	
<p>I further agree that, at his or her discretion, the physician or dentist named in the first paragraph may make use of other surgeons, physicians, dentists and hospital medical staff working under his direction, in the performance of all or part of the surgical operation or special procedure.</p>	
<p>I also consent to the administration of anaesthesia and to the use of such anaesthetics as may be deemed advisable by the anaesthetist.</p>	
<p>Dated this _____ day of _____ 19 _____</p>	
<p>Time _____</p>	
<p>Signed _____</p>	

Exercise 17

In Sue's Room

Read and practise the story and conversation.



Sue is in a room with three other women. A nurse comes to talk to Sue and ask some medical questions.

Nurse: What kind of operation are you having?

Sue: I'm having a gall bladder operation.

Nurse: Are you in pain?

Sue: Yes.

Nurse: Where is the pain?

Sue: Right here.

Nurse: Have you ever had *surgery before?

Sue: No, I haven't.

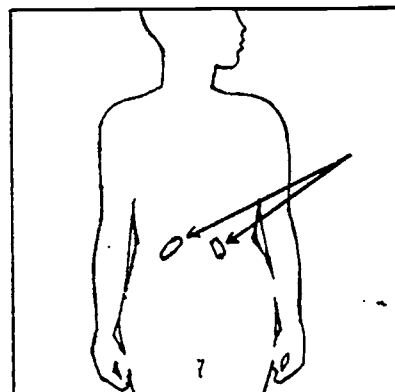
Nurse: Okay. A doctor will be here soon to examine you. Please put your hospital gown on.
'Bye now.

*surgery means an operation

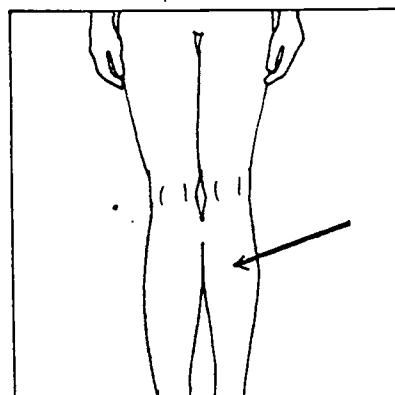
Exercise 18 Operations

Read and practise the questions and answers.

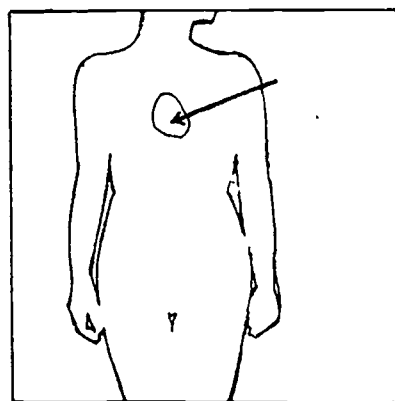
1. What kind of operation are you having?
I'm having a kidney operation.



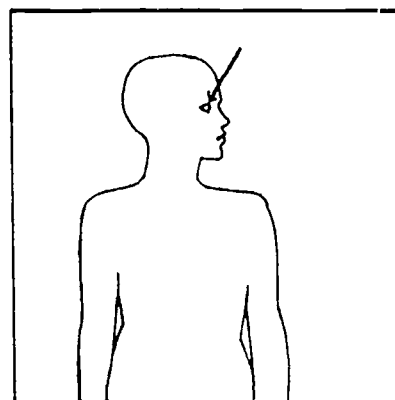
2. What kind of operation are you having?
I'm having an operation on my legs.



3. What kind of surgery are you having?
I'm having heart surgery.



4. What kind of surgery are you having?
I'm having eye surgery.




Exercise 19

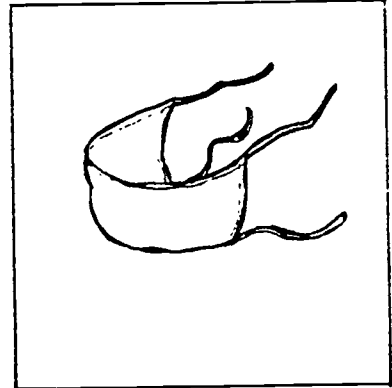
Hospital Items

Read and practise the questions and answers.


1. What is it?
It's a hospital gown.



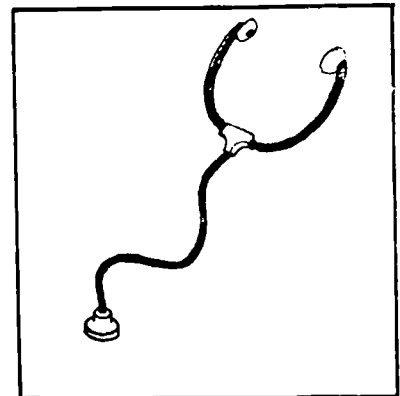
2. What is it?
It's a hospital mask.



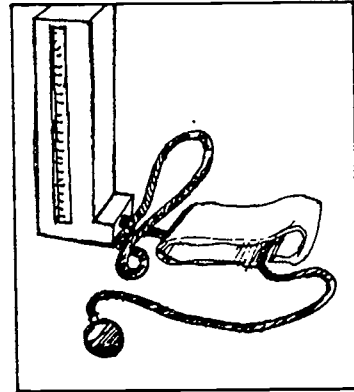
3. What is it?
It's a thermometer.



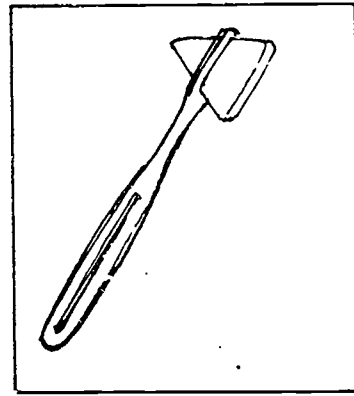
4. What is it?
It's a stethoscope.



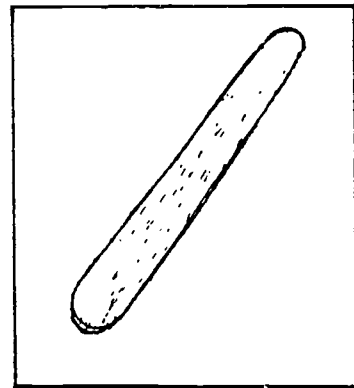
5. What is it?
It's a blood pressure gauge.



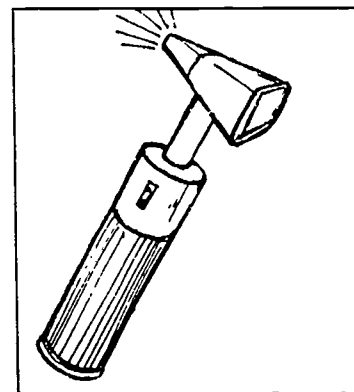
6. What is it?
It's a hammer.



7. What is it?
It's a tongue depressor.



8. What is it?
It's a flashlight.




Exercise 20


Hospital Items

Answer the questions.


1. What is it?



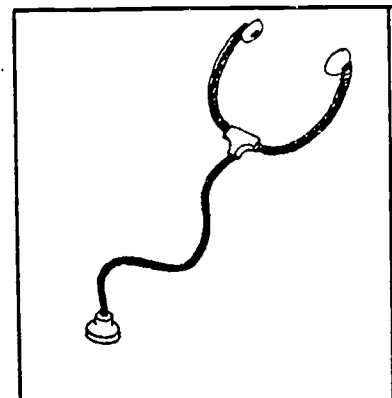
2. What is it?



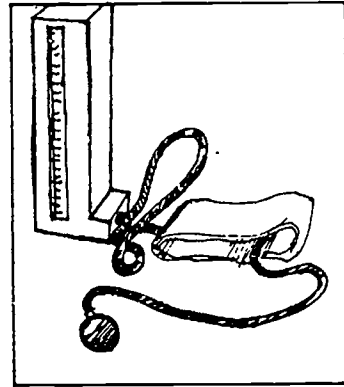
3. What is it?



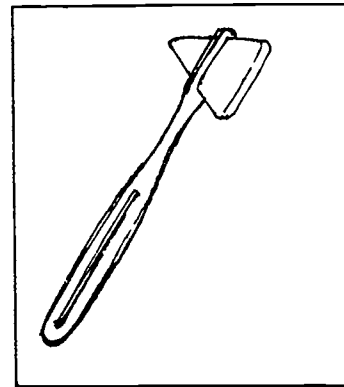
4. What is it?



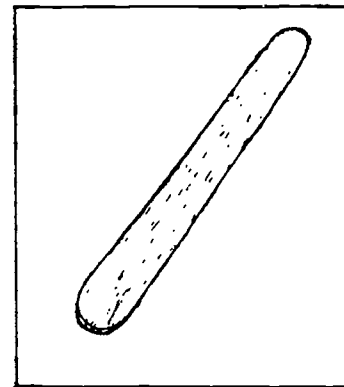
5. What is it?



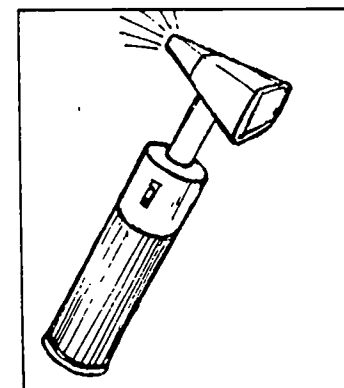
6. What is it?



7. What is it?



8. What is it?




Exercise 21

What is the Doctor Doing?

Read and practise the questions and answers.

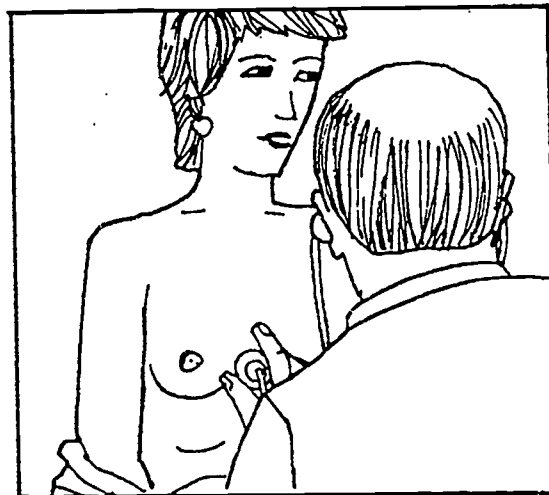
1. What is the doctor doing?

He's examining her stomach.
touching
pressing on



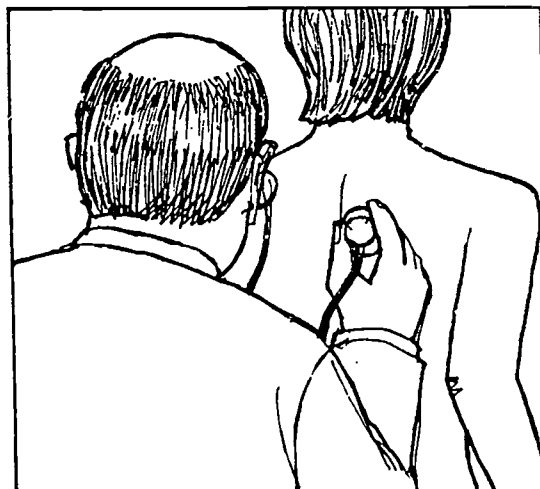
2. What is the doctor doing?

He's listening to her heartbeat.

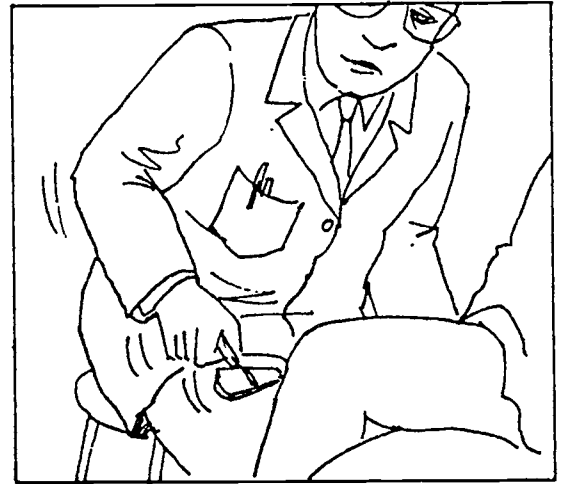


3. What is the doctor doing?

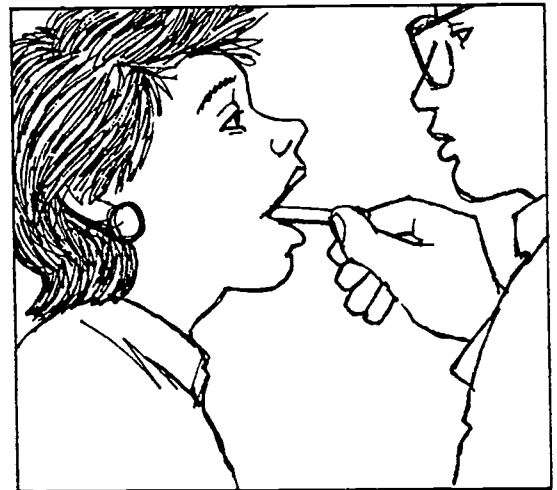
He's listening to her breathing.



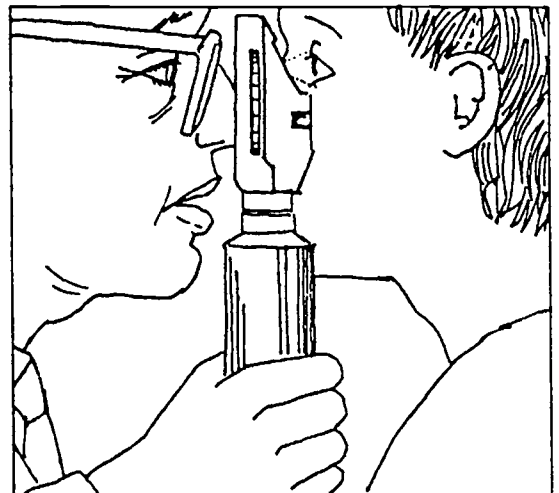
4. What is the doctor doing?
He's testing her reflexes.
checking



5. What is the doctor doing?
He's examining her throat.
checking
looking at



6. What is the doctor doing?
He's examining her eyes.
checking
looking at




Exercise 22

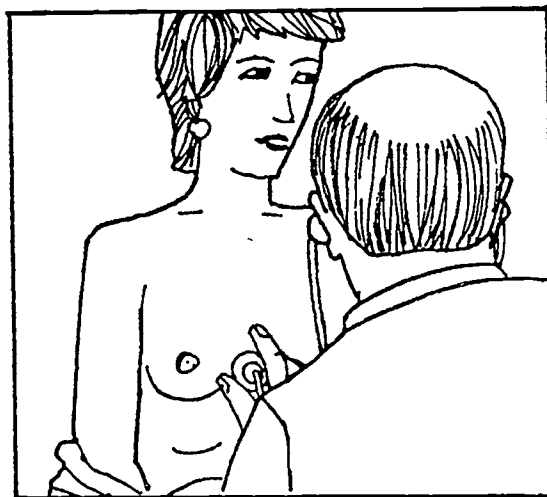
What is the Doctor Doing?

Answer the questions.

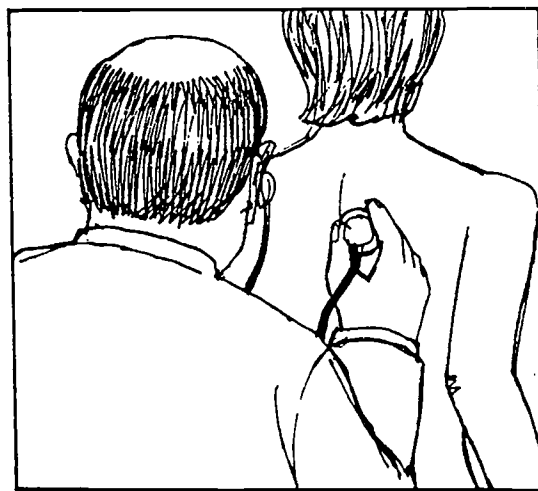
1. What is the doctor doing?



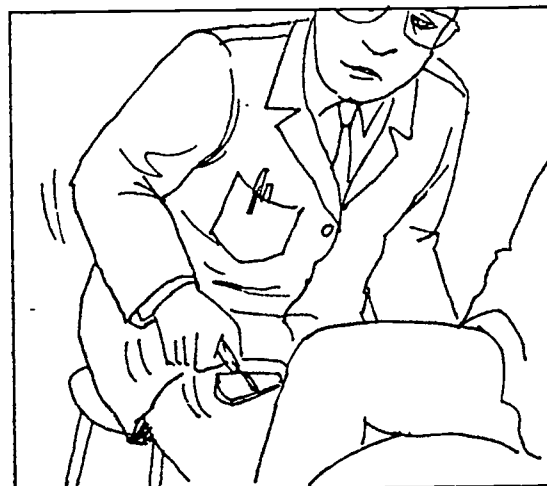
2. What is the doctor doing?



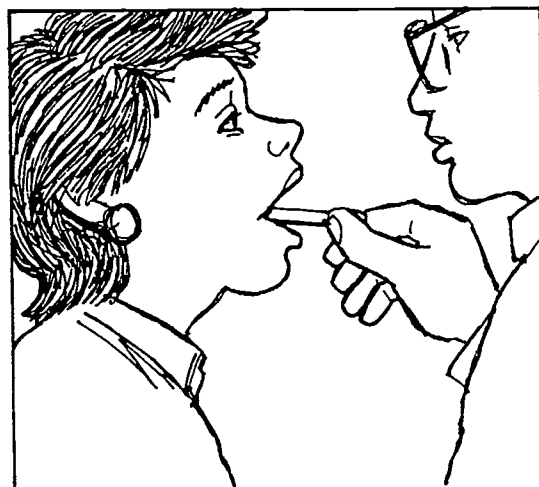
3. What is the doctor doing?



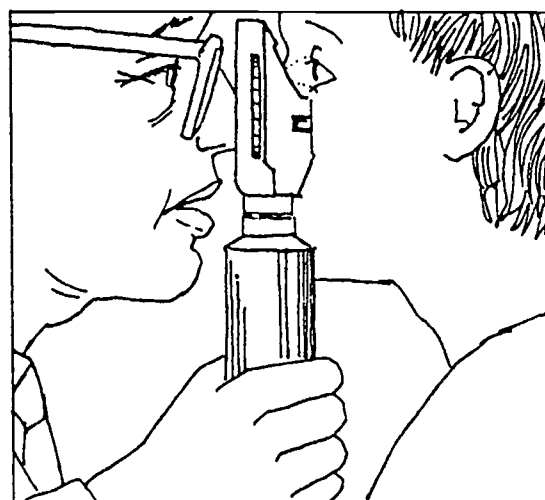
4. What is the doctor doing?



5. What is the doctor doing?



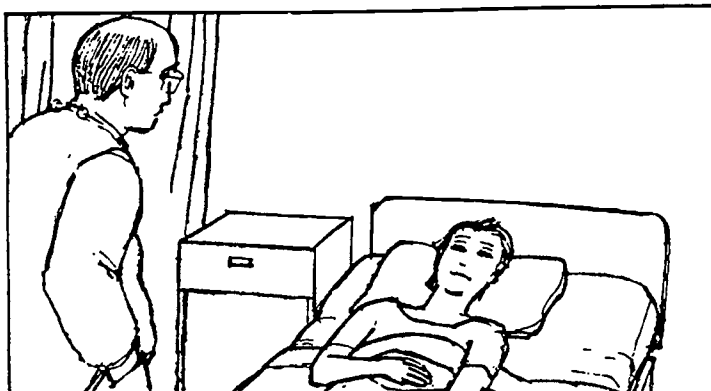
6. What is the doctor doing?



Exercise 23

The Doctor's Examination

Read and practise the conversation.



Doctor: Hello, Mrs. Young. How are you feeling?

Sue: Oh, not very well.

Doctor: Are you taking *medication?

Sue: No, I'm not.

Doctor: Do you have pain all the time or does it come and go?

Sue: I have pain all the time but sometimes it's dull and sometimes it's sharp.

Doctor: Okay. Please lie down and I'll examine you. Does this hurt?

Sue: Yes, it hurts a lot.

Doctor: Alright, Mrs. Young. The nurse will bring you a *pain killer.

*medication - medicine

*pain killer - a pill for pain


Exercise 24 Doctor's Instructions

Read and practise the questions and answers.

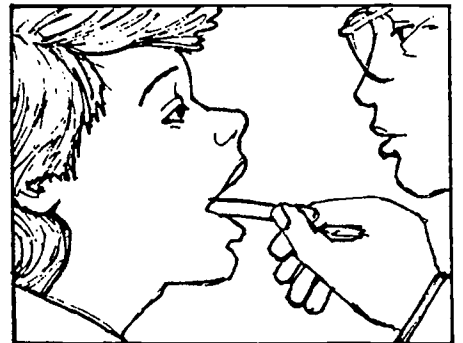
1. What did the doctor say?
"Lift up your knees."



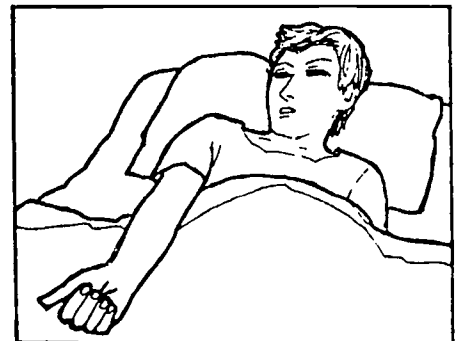
2. What did the doctor say?
"Lie on your left side."



3. What did the doctor say?
"Open your mouth wide."



4. What did the doctor say?
"Make a fist please."

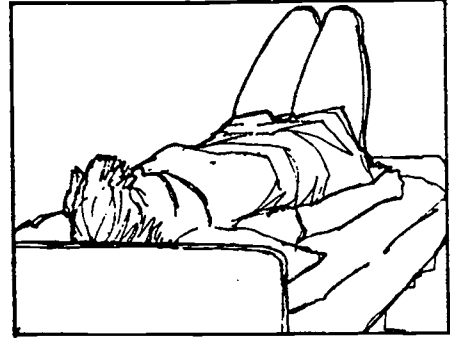


Exercise 25

Doctor's Instructions

Answer the questions.

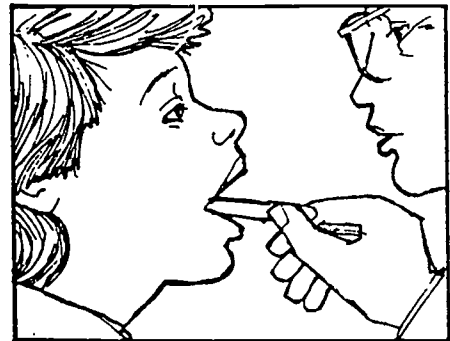
1. What did the doctor say?



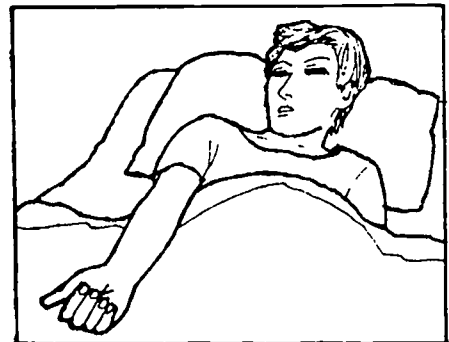
2. What did the doctor say?



3. What did the doctor say?



4. What did the doctor say?

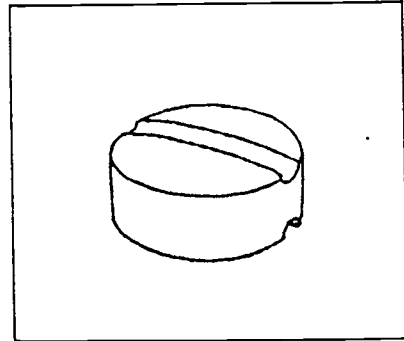


Exercise 26

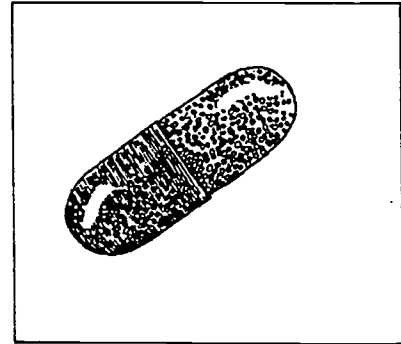
Hospital Items

Read and practise the questions and answers.

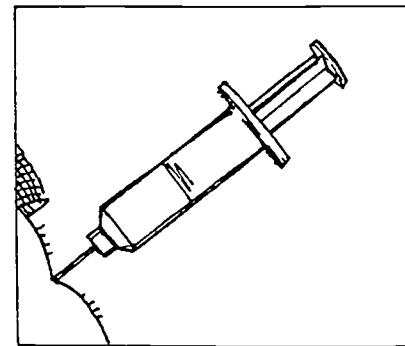
1. What is it?
It's a pill.
(It's a tablet.)



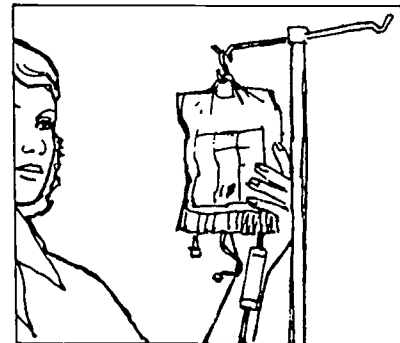
2. What is it?
It's a capsule.




3. What is it?
It's an injection.



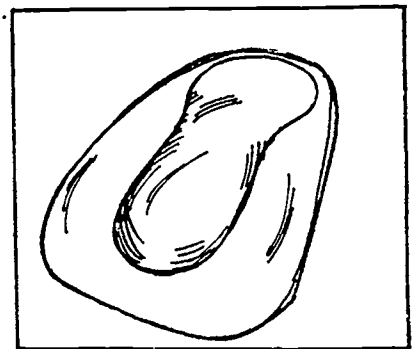
4. What is it?
It's an intravenous.
(It's an I.V.)



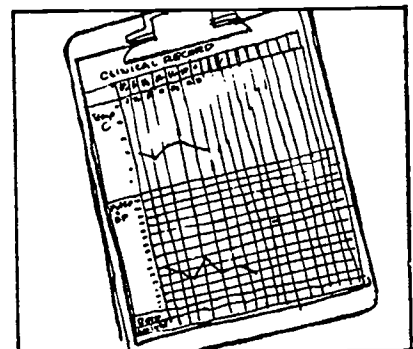
5. What is it?
It's a laxative.




6. What is it?
It's a bedpan.



7. What is it?
It's a chart.



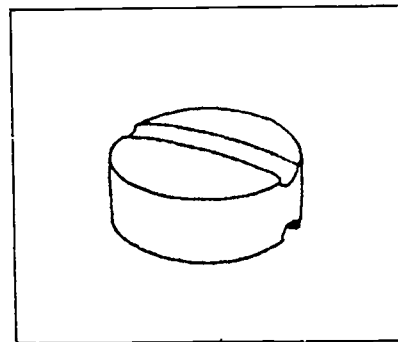
8. What is it?
It's a food tray.



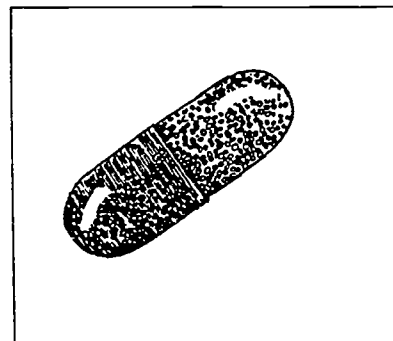
Exercise 27 Hospital Items

Answer the questions.

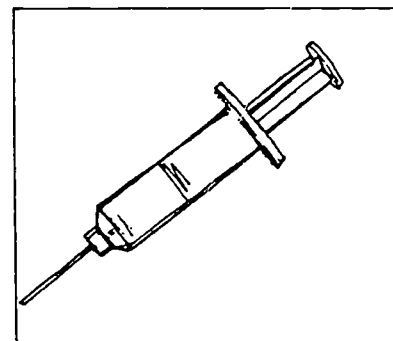
1. What is it?



2. What is it?




3. What is it?



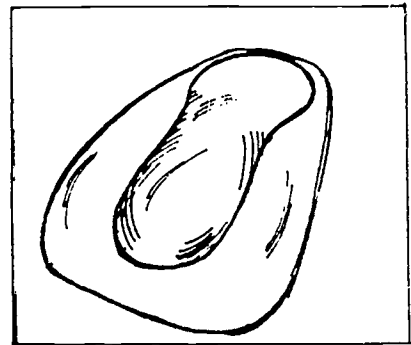
4. What is it?




5. What is it?




6. What is it?



7. What is it?



8. What is it?



Exercise 28

The Doctor's Examination

Change and practise the conversation.

Doctor: Hello. How are you feeling?

Patient: Oh, not too good.
not too bad.
pretty good.

Doctor: Do you feel any pain?
Are you in pain?

Patient: Yes, it's very painful.
the pain is very sharp.
the pain is very strong.

Doctor: Please, lie on your right side.
lie on your left side.
lift up your knees.
The nurse will bring you a pain killer.
you some medication.
a bedpan.

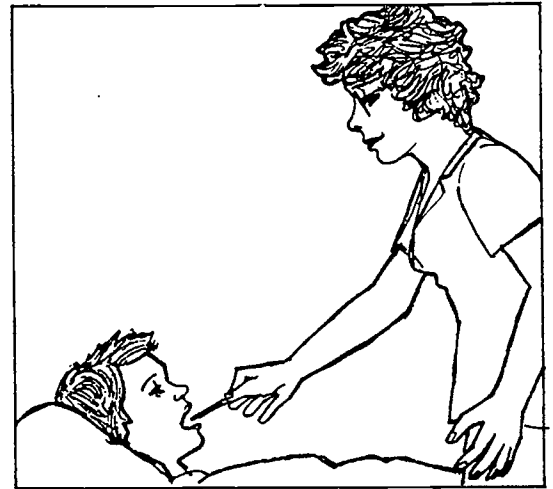
Patient: Can I have a laxative too please?
my lunch tray?

Exercise 29

What is the Nurse Doing?

Read and practise the questions and answers.

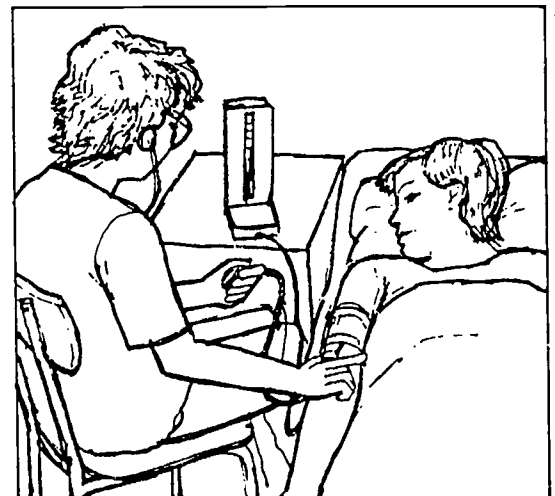
1. What is the nurse doing?
She's taking Sue's temperature.



2. What is the nurse doing?
She's checking Sue's pulse.



3. What is the nurse doing?
She's checking Sue's blood pressure.



Exercise 30

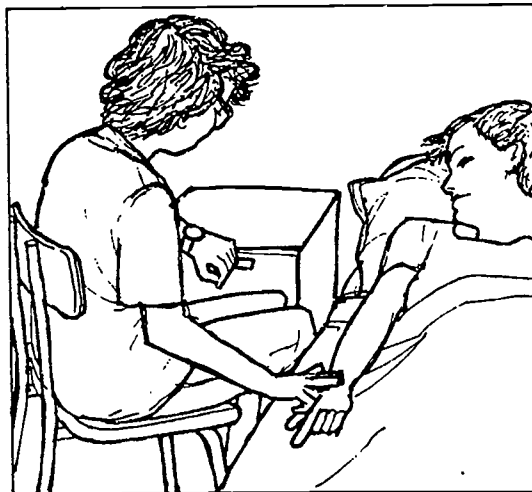
What is the Nurse Doing?

Answer the questions.

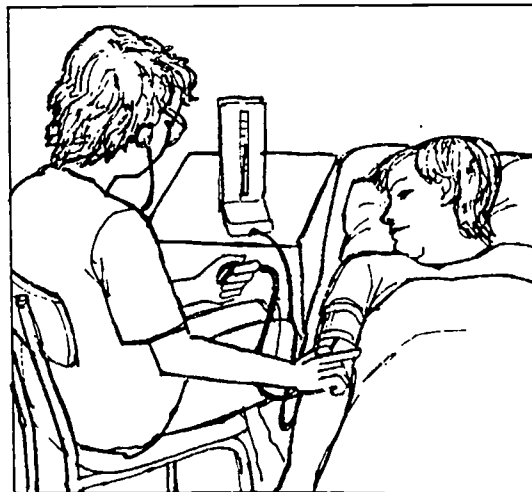
1. What is the nurse doing?



2. What is the nurse doing?



3. What is the nurse doing?



Exercise 31

Sue and the Nurse

Read and practise the conversation.



Nurse: This tablet is for pain. Please swallow it.

Sue: Alright. Thank you.

Nurse: I'm going to take your temperature now....
Good. Now we need a urine specimen. Please
*void into the bedpan and I'll be back in a
few minutes.

Sue: Okay. What time is my operation tomorrow?

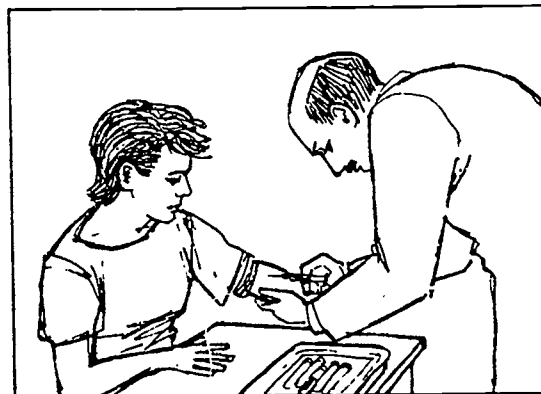
Nurse: It's at 10 a.m. Today you need to have some
tests. You're going to have a blood test and
an x-ray.

*void - empty bladder

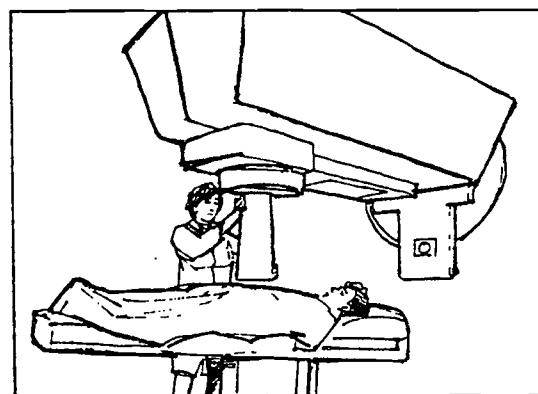
Exercise 32 Medical Tests

Read and practise the questions and answers.

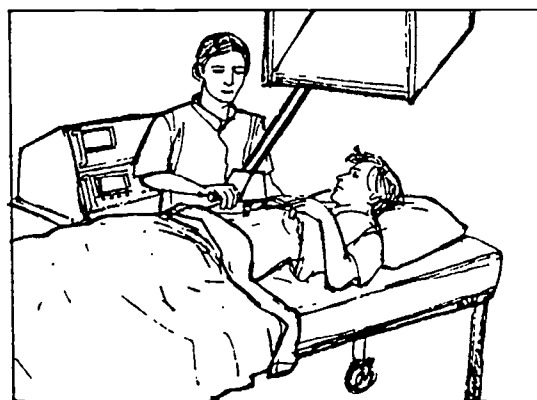
1. What kind of test is she having?
She's having a blood test.



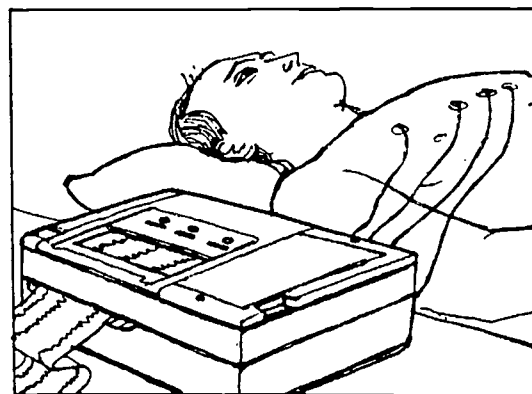
2. What kind of test is he having?
He's having an x-ray.



3. What kind of test is she having?
She's having an ultrasound.




4. What kind of test is he having?
He's having an electro-
cardiogram.



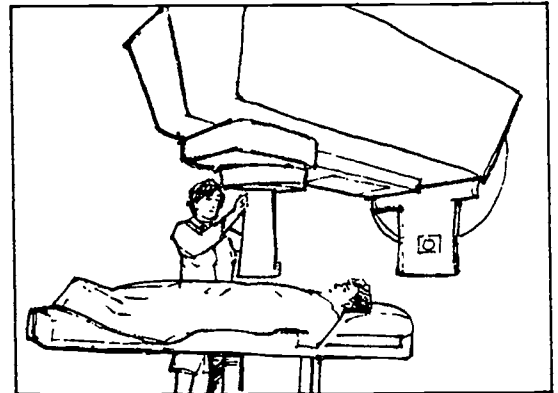
Exercise 33 Medical Tests

Answer the questions.

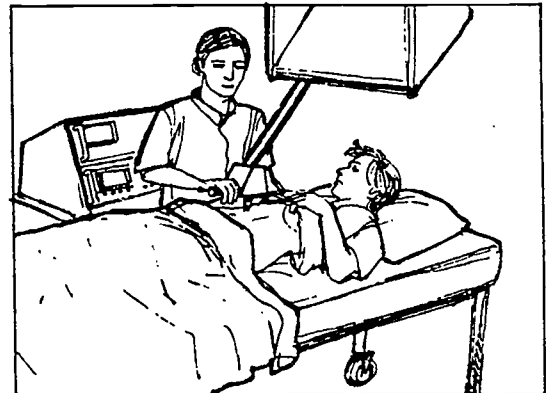
1. What kind of test is she having?



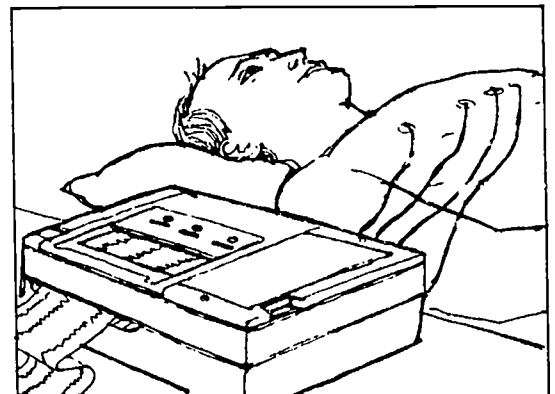
2. What kind of test is he having?



3. What kind of test is she having?



4. What kind of test is he having?

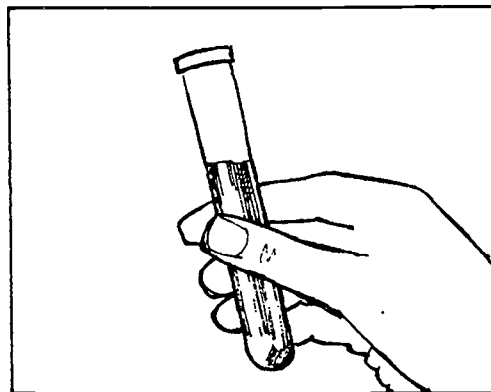


Exercise 34


Medical Tests

Read and practise the questions and answers.

1. What is it?
It's a blood sample.
(It's a blood specimen.)



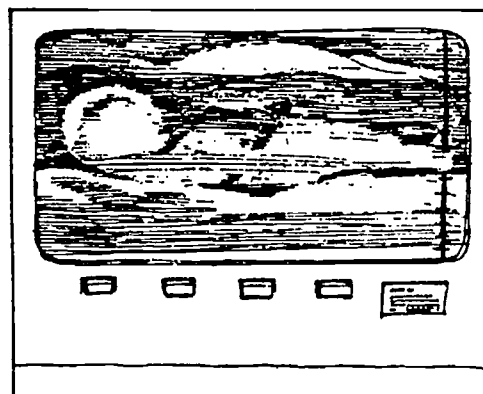
2. What are they?
They are urine specimens.
(They are urine samples.)



3. What is it?
It's an x-ray.



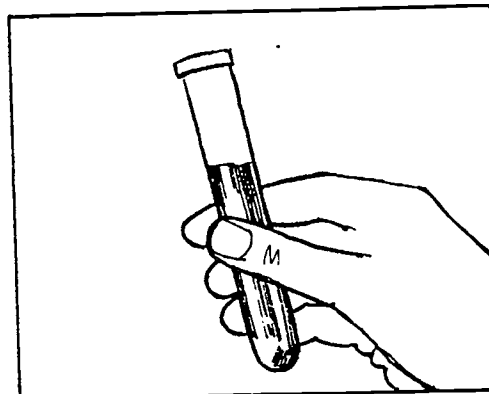
4. What is it?
It's an ultrasound.




Exercise 35 Medical Tests

Answer the questions.

1. What is it?




2. What are they?



3. What is it?



4. What is it?



Exercise 36

Sue and the Nurse

Change and practise the conversation.

Nurse: This pill is for pain. Please swallow it.
This is a sleeping pill.

Patient: Okay, thank you. I need it.
No, thank you. I don't need it.

Nurse: I'm going to take your temperature now.
check your blood pressure now.
listen to your heart now.
Later you'll have a blood test.
an ultrasound.
an electrocardiogram.

Patient: Alright. What time is my x-ray?
operation?

Nurse: At 9 a.m. We also need a urine specimen.
sample.
Please void into this bedpan.
container.

Exercise 37

Down the Hall

Read and practise the questions and answers.


1. What is it?

It's the nursing station.




2. What is it?

It's the patient lounge.




3. What is it?

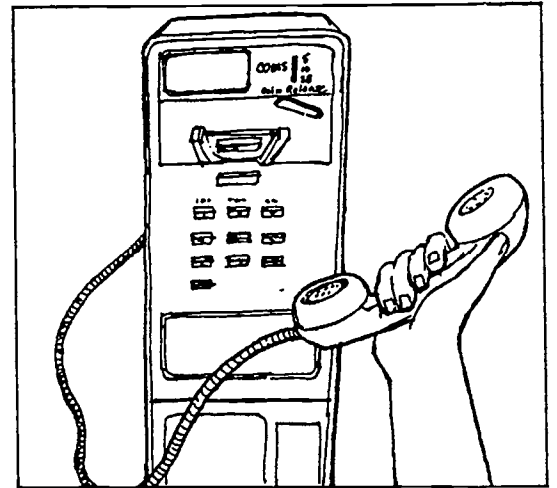
It's a bathroom.



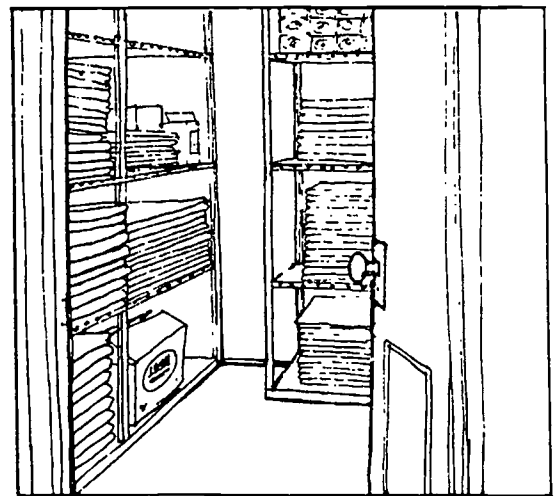
4. What is it?
It's an elevator.



5. What is it?
It's a pay telephone.
It's a pay phone.



6. What is it?
It's the supply room.



Exercise 38


Down the Hall

Answer the questions.


1. What is it?




2. What is it?



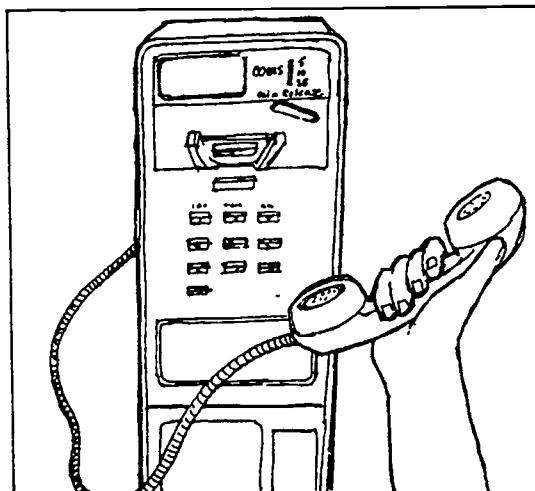
3. What is it?



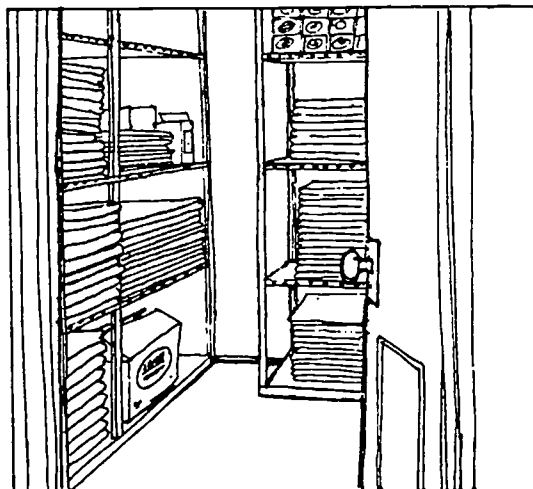
4. What is it?



5. What is it?



6. What is it?



Exercise 39

Doctors

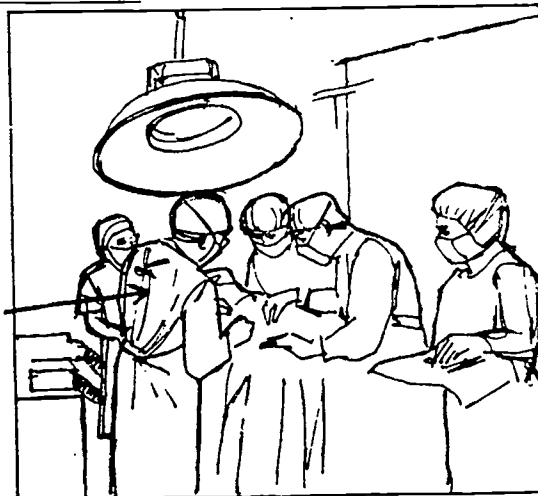
Read and practise the questions and answers.

1. What kind of doctor is he?

He is a surgeon.

What does he do?

He does the surgery.

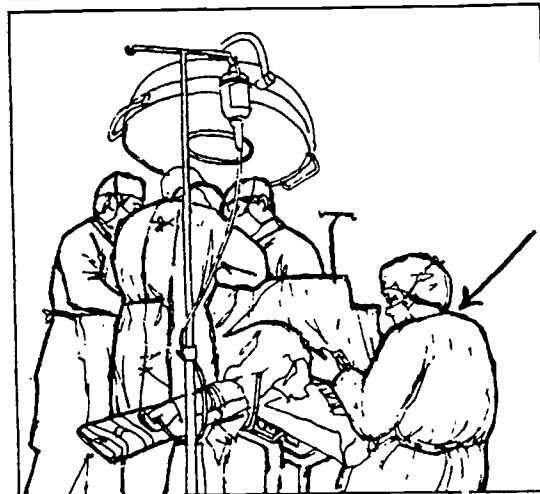


2. What kind of doctor is he?

He is an *anaesthetist.

What does he do?

He gives the anaesthetic.



3. What kind of doctor is she?

She is a *family doctor.

What does she do?

She looks after medical problems for the whole family.



*anaesthetist - also anaesthesiologist

*family doctor - also family physician
or G.P. (general practitioner)


Exercise 40

Visitors

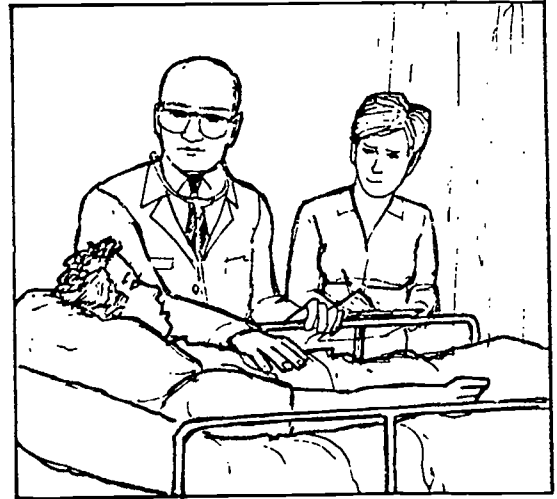
Read and practise the story.

Sue is having a very busy afternoon.
She is having many visitors. Who is visiting?

1. Her family is visiting her.
Visiting hours are from
2-8 p.m. in this hospital.



2. Sue's surgeon is visiting her.
He is examining her before
the operation.



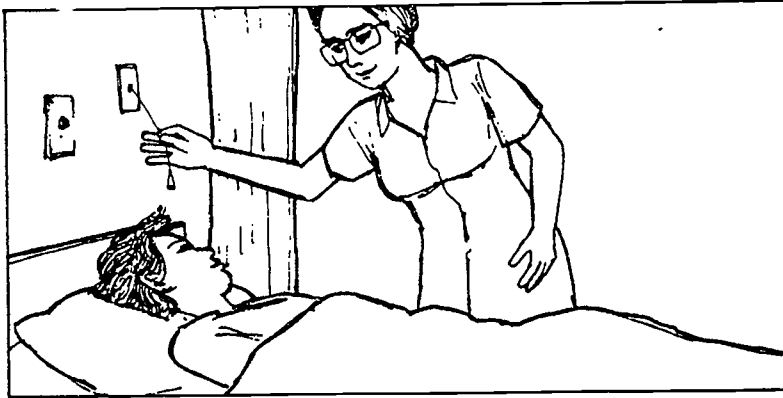
3. Sue's anaesthetist is visiting
her. He wants to talk to her
before the operation.



Exercise 41

Bedtime

Read and practise the conversation.



Nurse: Would you like a sleeping pill tonight?

Sue: No, thank you.

Nurse: Do you need anything?

Sue: Yes. Could I have another pillow please?

Nurse: Certainly. I'll get you one.
Anything else?

Sue: No thanks.

Nurse: If you need anything just pull this cord to call
a nurse.

Sue: Okay. Thanks very much.

Nurse: Remember, don't eat or drink before the
operation.

Exercise 42

Bedtime

Fill in the correct word.



Nurse: _____ you like a sleeping pill tonight?

Sue: No, _____ you.

Nurse: Do you _____ anything?

Sue: Yes, _____. I have another pillow, please?

Nurse: _____. I'll get you one.
Anything _____?

Sue: _____ thanks.

Nurse: If you need _____ just pull this cord
to _____ the nurse.

Sue: Okay. Thanks very _____.


Nurse: Remember, don't eat or drink before the
operation.

need	thank	would	certainly	no
much	else	could	anything	call

Exercise 43

Preparing for Surgery

Read and practise the conversation.



Nurse: Good morning, Mrs. Young.
Did you sleep well?

Sue: Not too well. I'm nervous.

Nurse: Try to relax. Remember, after this your stomach
will feel much better.

Sue: I'll try.

Nurse: We're going to attach your I.V. now. Don't worry,
it won't hurt.

Sue: What's this for?

Nurse: This is for the *anaesthetic you'll get later.

*anaesthetic - medication that puts you to
sleep for an operation.

Exercise 44

Preparing for Surgery

Write the conversation in the correct order.

Nurse: This is for the anaesthetic you'll get later.

Sue: Not too well. I'm nervous.

Nurse: Good morning, Mrs. Young.

Did you sleep well?

Sue: I'll try.

Nurse: Try to relax. Remember, after this your stomach will feel much better.

Sue: What's this for?

Nurse: I'm going to attach your I.V. now. Don't worry, it won't hurt.

Nurse: _____

Sue: _____

Nurse: _____

Sue: _____

Nurse: _____

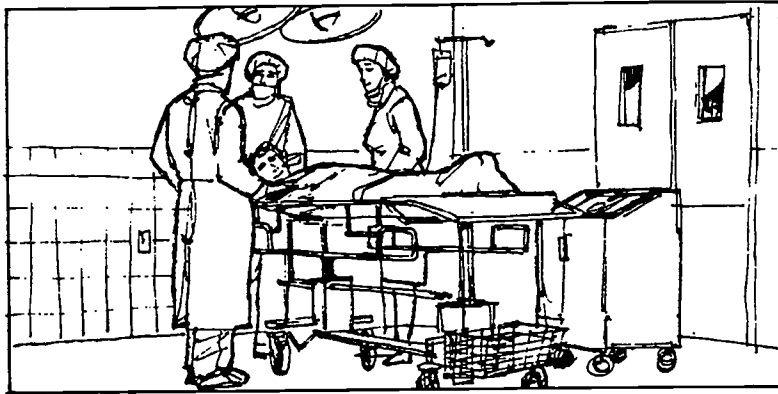
Sue: _____

Nurse: _____

Exercise 45

Just Before Surgery

Read and practise the story and conversation.



Sue is in the operating room. She is feeling more relaxed.

Surgeon: We're ready to give you your anaesthetic now.

Would you like to ask any questions first?

Sue: Yes. How long is the operation?

Surgeon: It takes about one and a half hours.

Any other questions?

Sue: No, that's all.

Anaesthetist: The anaesthetic comes through the I.V. You'll fall asleep in a few seconds. Are you ready?

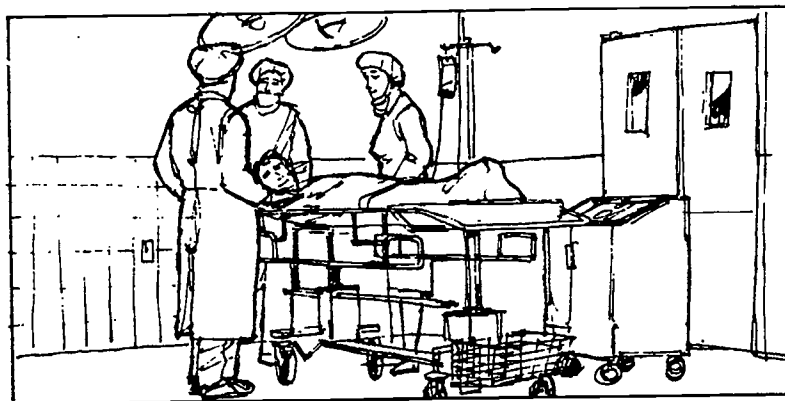
Sue: Yes, I am.

Anaesthetist: When you wake up you'll be in the *recovery room.

*recovery room: - where patients go after an operation until they wake up.

Exercise 46 Just Before Surgery

Fill in the correct words.



Surgeon: We're ready to give you your _____
now. Would you like to ask any _____
first?

Sue: Yes. How long is the _____?

Surgeon: It _____ about one and a half hours.
Any other questions?

Sue: No, that's _____.

Anaesthetist: The anaesthetic comes through the _____.
You'll fall _____ in a few _____.
Are you ready?

Sue: Yes, I am.

Anaesthetist: When you _____ up you'll be in the
_____ room.

takes	all	recovery	questions	asleep
seconds	I.V.	operation	anaesthetic	wake


Exercise 47 After the Operation

Sue is back in her room now.

Read and practise the questions and answers.


1. What is Sue doing?

She is pulling the cord for
the nurse.



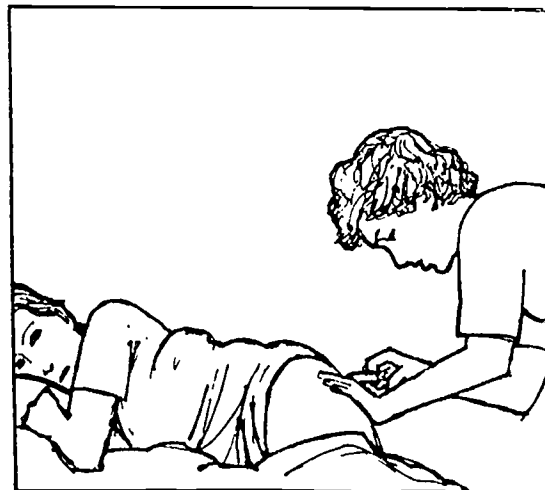
2. What is the nurse doing?

She's holding the basin*
because Sue needs to vomit.



3. What is the nurse doing?

She's giving Sue an injection
for pain.




*basin - a basin is like a bowl

Exercise 48

After the Operation

Answer the questions.

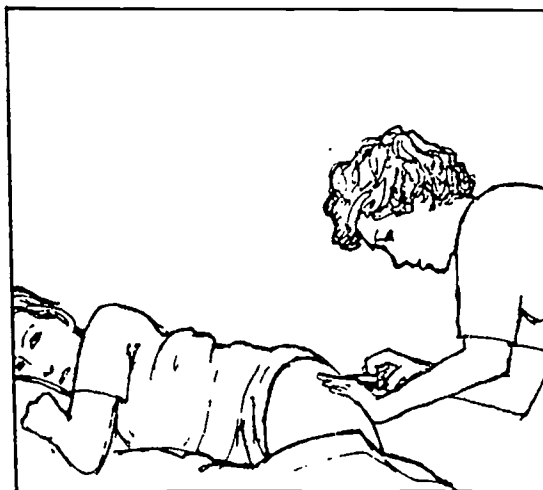
1. What is Sue doing?



2. What is the nurse doing?



3. What is the nurse doing?

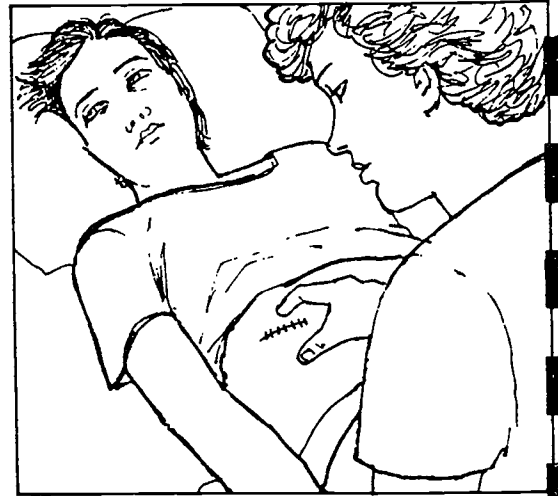


Exercise 49

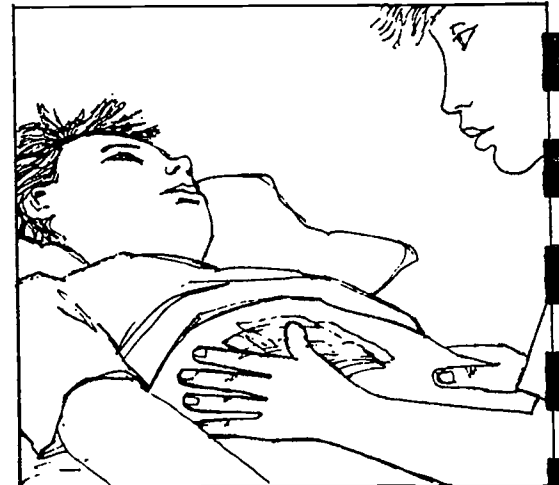
The Next Day

Read and practise the questions and answers.

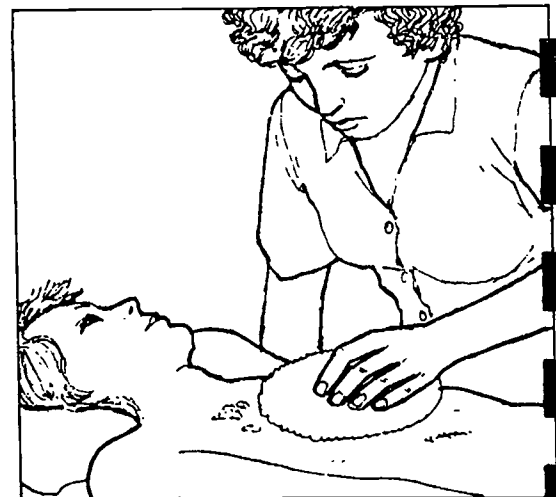
1. What is the nurse doing?
She is checking Sue's *incision.



2. What is the nurse doing?
She is changing the bandage.
She is changing the dressing.



3. What is the nurse doing?
She is giving Sue a sponge bath.



*incision - cut for surgery

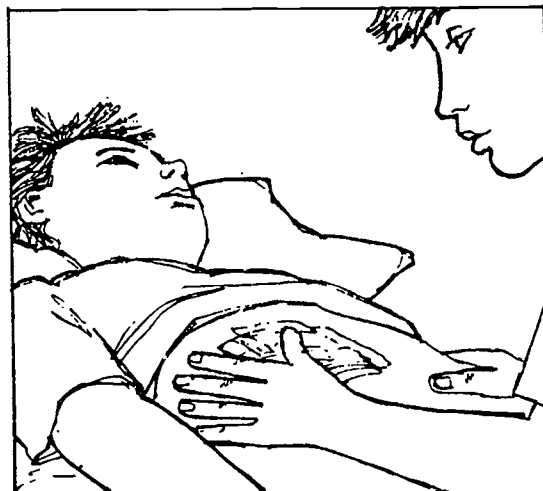
Exercise 50 The Next Day

Answer the questions.

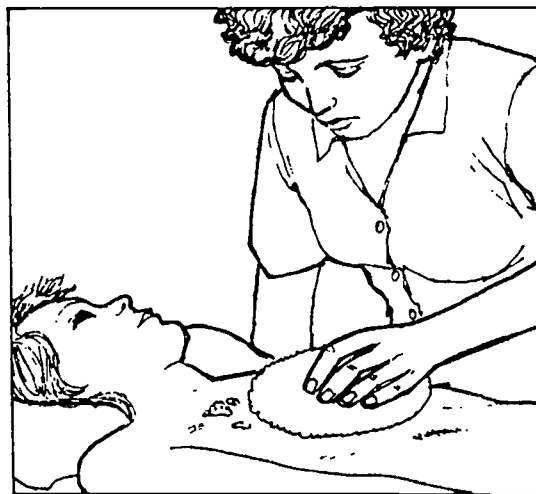
1. What is the nurse doing?



2. What is the nurse doing?



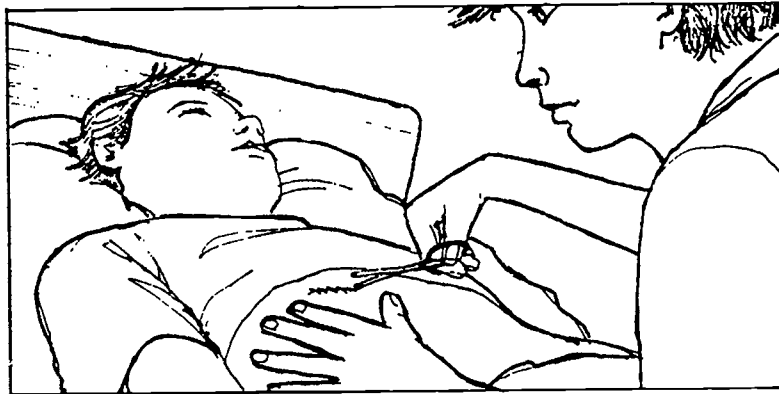
3. What is the nurse doing?



Exercise 51

A Few Days Later

Read and practise the questions and answers.



Nurse: I'm here to take out your *stitches.

Sue: Will it hurt?

Nurse: Just a little.-- You look much better.

Sue: Thank you. I'm eating food again.

Nurse: Did you *move your bowels yet?

Sue: No, I'm afraid not.

Nurse: You need a laxative.

*stitches are used to sew an incision

*move your bowels in the toilet

Exercise 52

A Few Days Later

Write the conversation in the correct order.

Nurse: Did you move your bowels yet?

Sue: Thank you. I'm eating food again.

Nurse: You need a laxative.

Sue: No, I'm afraid not.

Nurse: Just a little. -- You look much better.

Sue: Will it hurt?

Nurse: I'm here to take your stitches out.

Nurse: _____

Sue: _____

Nurse: _____

Sue: _____

Nurse: _____

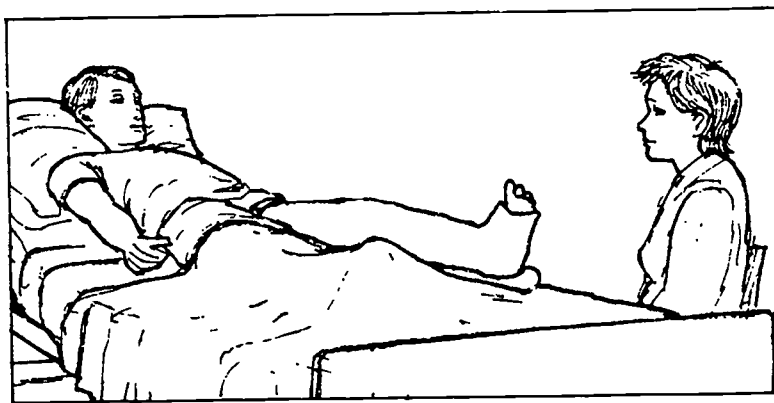
Sue: _____

Nurse: _____

Exercise 53

Sue Visits Her Cousin

Read the story and answer the questions.



Sue's cousin Tom is also in the hospital. He had an accident and broke his leg. His leg is in a cast. He can't walk yet.

1. Where is Sue's cousin?

2. What happened to him?

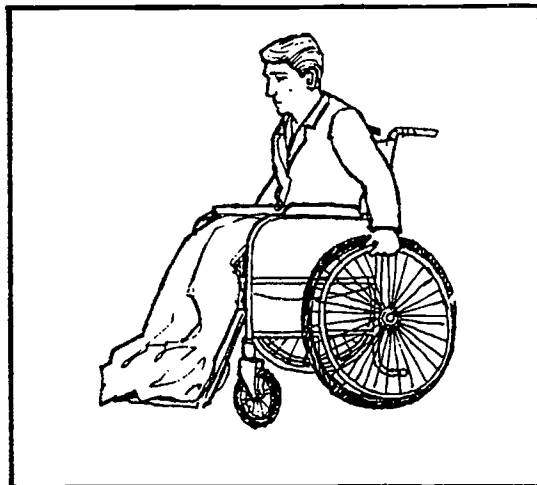
3. Can he walk?

Exercise 54

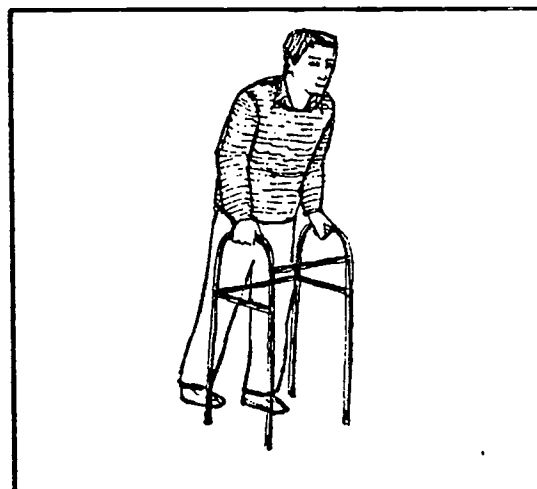
What is Tom Using?

Read and practise the questions and answers.

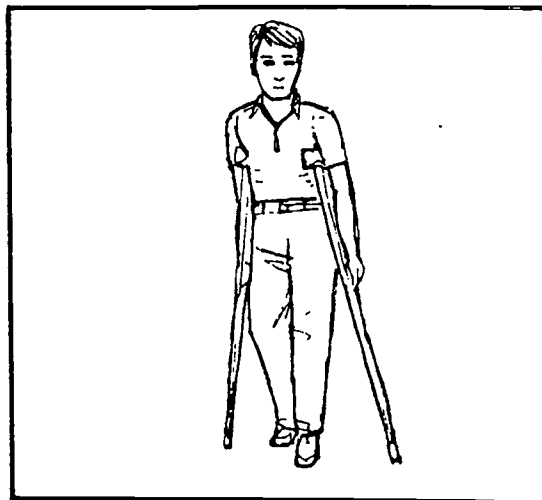
1. What is Tom using?
He's using a wheelchair.



2. What is Tom using?
He's using a walker.



3. What is Tom using?
He's using crutches.




Exercise 55

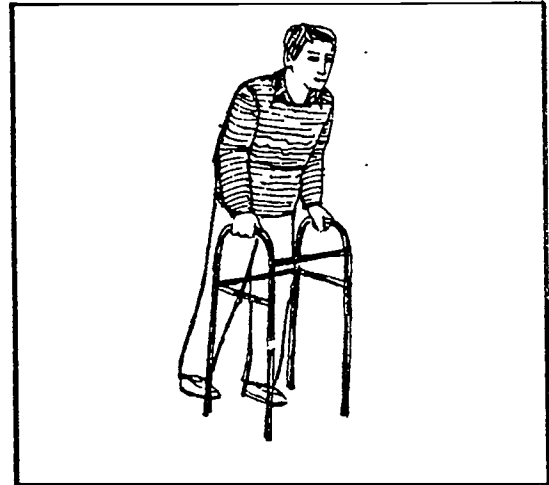
What is Tom Using?

Answer the questions.

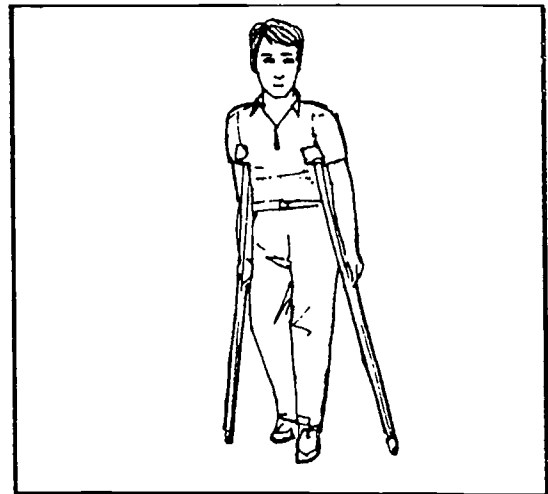
1. What is Tom using?



2. What is Tom using?



3. What is Tom using?



Exercise 56

Sue is Going Home

Read and practise the conversation.



Nurse: Do you have everything?

Sue: Yes. Thank you so much for your help.

Nurse: Oh, you're very welcome.

When is your cousin going home?

Sue: In a few days. But then he has to come back to the outpatient department.

Nurse: That's right. Well good-bye and good luck.

Sue: 'Bye. Thanks again.


Exercise 57

Inside the Hospital

Read and practise the questions and answers.

1. What is it?

It's the outpatient department.



2. What is it?

It's the emergency ward.



3. What is it?

It's the cafeteria.




Exercise 58

Inside the Hospital

Answer the questions.

1. What is it?



2. What is it?



3. What is it?



COMMUNITY SURVIVAL SKILLS SERIES

Community Survival Skills Booklets

- Using the Health Department - by June Dragman
Airport Customs and Immigration - by June Dragman
and Ann Hinkle
Applying for UIC and Using Human Resources - by Ann Hinkle
Using the Telephone in Emergencies - by Jennifer House
Insurance - by Kathy Pierce

Community Survival Skills Workbooks

- Driving: An ESL Workbook for Beginners - by Helen
Cunningham
Having a Baby: An ESL Workbook - by Helen Cunningham
Citizenship: An ESL Workbook for Beginners - by Helen
Cunningham and Myrna Rabinowitz
Banking: An ESL Workbook - by Jennifer House
The Post Office: An ESL Workbook - by Jennifer House and
Myrna Rabinowitz
Having an Operation: An ESL Workbook - by Myrna Rabinowitz
Sewing: An ESL Workbook for Beginners - by Myrna Rabinowitz