

ED 383 744

TM 023 233

TITLE Statistical and Financial Data for the Fiscal Year 1992-1993. Annual Report of the Superintendent of Public Instruction.

INSTITUTION Arizona State Dept. of Education, Phoenix.

PUB DATE Dec 93

NOTE 284p.; For the 1993-94 data, see TM 023 232; for the 1991-92 data, see ED 359 230.

PUB TYPE Statistical Data (110) -- Reports - Evaluative/Feasibility (142)

EDRS PRICE MF01/PC12 Plus Postage.

DESCRIPTORS Annual Reports; Budgets; Counties; Dropouts; *Educational Finance; *Elementary Secondary Education; *Enrollment; *Ethnic Groups; Expenditures; *Financial Support; Private Schools; Public Schools; Racial Differences; School Districts; School Personnel; *School Statistics; State Aid; State Programs

IDENTIFIERS *Arizona

ABSTRACT

This portion of the annual report on the state of education in Arizona focuses on statistical and financial data for the 1992-1993 fiscal year. Section 1 provides general statistical information in the following categories: (1) state funding and revenues; (2) expenditure history; (3) average daily membership history; (4) state summary of number and type of public schools; (5) state summary by grade of pupil enrollment, dropouts, and racial and ethnic categories; and (6) private school enrollment and statistics. Section 1 also includes figures on state, federal, and private funds, the annual reports of the county school superintendents, and information on the food service program. Section 2 provides detailed tables for school districts, counties, and the state, including enrollment, revenues and expenditures, salaries and staffing, and budgets for particular programs. An index to district, county, and state summaries is provided. Information is presented in a series of 260 tables. (SLD)

 * Reproductions supplied by EDRS are the best that can be made *
 * from the original document. *

TM

U.S. DEPARTMENT OF EDUCATION
Office of Educational Research and Improvement
EDUCATIONAL RESOURCES INFORMATION
CENTER (ERIC)

PERMISSION TO REPRODUCE THIS
MATERIAL HAS BEEN GRANTED BY

Linda Edgington

- This document has been reproduced as received from the person or organization originating it.
- Minor changes have been made to improve reproduction quality.

Points of view or opinions stated in this document do not necessarily represent official OERI position or policy.

TO THE EDUCATIONAL RESOURCES
INFORMATION CENTER (ERIC)."

Arizona Department of Education C. Diane Bishop, Superintendent

Statistical and Financial Data for Fiscal Year 1992-1993

December 1993

BEST COPY AVAILABLE

In Compliance With
Arizona Revised Statutes § 15-255


ED 383 744

Annual Report of the Superintendent of Public Instruction

23 233

ERIC
Full Text Provided by ERIC

Annual Report of the Superintendent of Public Instruction



Statistical and Financial Data for Fiscal Year 1992-1993

ARIZONA DEPARTMENT OF EDUCATION
C. Diane Bishop, Superintendent
December 1993

TABLE OF CONTENTS

	<u>Page</u>
DEPARTMENT MISSION AND GOALS.....	1

SECTION I

General Statistical Information

State Funding and Revenues	7
Expenditure History	8
Average Daily Membership History	9
State Summary of Number and Type of Public Schools.....	11
State Summary By Grade of Pupil Enrollment, Dropouts, and Racial Ethnic for Public Schools	12
Private Schools Enrollment and Statistics	13
State, Federal, and Private Funds Administered Under State Board Authority	16
Annual Financial Report of the County School Superintendents.....	24
Food Service Program Information	29

SECTION II

Arizona School District, County, and State Summary of Financial Data	35
Resident and Nonresident ADM Enrollment Assessed Valuation Tax Rates Teachers' Salaries Outstanding Bonds Staffing Summary Actual Revenues and Budget and Actual Expenditures Gifted Programs Enrollment and Expenditures	
Index of School District, County and State Summaries	281

Throughout this book, the district number for each district represents the Arizona Department of Education, Data Processing district coding.

The information contained in this report was compiled from unaudited information submitted to the Arizona Department of Education.



Arizona
Department of Education

C. DIANE BISHOP
Superintendent

*Arizona Department of Education
Mission Statement:*

To provide the leadership and support to schools across the state that is necessary to ensure the best possible education for Arizona's public school students. This support is provided through adherence to the philosophical and fiscal mandates set by the state Board of Education and the Arizona Legislature.



ARIZONA DEPARTMENT OF EDUCATION ADMINISTRATIVE GOALS

January 14, 1994

Dear Friend of Education:

The beginning of the new year serves as a reminder to those of us committed to reforming public education in Arizona that our resolve to achieve true and lasting change needs to be refreshed and renewed. While many difficult issues remain, we must remind ourselves that the reason we undertake such discourse is so that all of our students will be prepared to take their places in society as educated, thoughtful and productive citizens.

To that end, the Department of Education's goals for 1994 are ambitious, yet necessary if we are to provide an environment in our schools that is conducive to learning, teaching and effective management. Our goals follow:

1. Implementation of the recommendations of the Task Force on School Violence to the Arizona Legislature, the state Board of Education, local school districts, parents and communities. These recommendations address the growing problem in our classrooms of how to deal with chronically disruptive students. When disciplinary procedures have been exhausted, these students are

turned out into the streets to complete their "education." More options need to be made available to school officials, such as attaching conditions to students' readmittance following suspension or expulsion, and alternative education programs and methods of instruction. The recommendations also include increased penalties for possessing deadly weapons on school grounds, a ban on the sale or transfer to and possession of deadly firearms by minors, and increased monetary liability of parents for the actions of their juvenile children.

2. Increased funding of \$10 million to increase the number of preschool at-risk children being served from 1,000 to 5,000. In 1990, the Legislature first provided funding to establish preschool programs for 1,000 students across the state. It has continued this funding and these programs' ability to help our youngest students; however, in order to serve this significant and growing number of at-risk preschoolers more adequately, a substantial increase in financial support from the state is required at this time.

3. Implementation of the recommendations of the Superintendent's Committee on Decentralization and Deregulation. The panel's final report to the Legislature and the state Board of Education will recommend legislative changes to support a decentralized school system in which key decisions affecting students are made at the school level.

4. Expansion of school-to-work opportunities for Arizona's high school students. The Arizona Workforce Compact, in its pilot year, is an example of a program aimed at expanding students' options to gain occupational and related academic skills while still enrolled in school. Students age 16 and older are offered internships, apprenticeships and cooperative education opportunities through agreements between high school-based vocational programs and business and industry, private postsecondary schools and community colleges. Programs such as this are key to preparing our young people for work, whether they choose to pursue it immediately after high school or after further education.

Based on the work that has been done to date, I believe 1994 will prove to be the most productive ever for education reform in Arizona. I look forward to the challenges such an agenda brings and am eager for the discussion to subside and substantive action to be taken.

Sincerely,



C. Diane Bishop
State Superintendent of Public Instruction

SECTION I

GENERAL STATISTICAL INFORMATION

STATE FUNDING AND REVENUES

EXPENDITURE HISTORY

AVERAGE DAILY MEMBERSHIP HISTORY

STATE SUMMARY OF NUMBER AND TYPE OF PUBLIC SCHOOLS

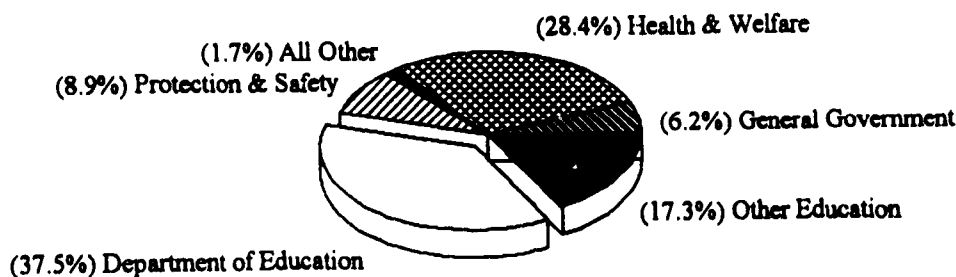
STATE SUMMARY BY GRADE OF PUPIL ENROLLMENT, DROPOUTS,
AND RACIAL ETHNIC FOR PUBLIC SCHOOLS

PRIVATE SCHOOLS ENROLLMENT AND STATISTICS

STATE FUNDING FOR EDUCATION

The general fund appropriation for the State of Arizona in 1992-93 was \$3,700,449,300 . The total for all education including the Board of Regents and Community colleges was \$2,025,706,500 or 54.6 percent of the total appropriation. The Department of Education was appropriated \$1,386,253,900 or 37.5 percent of the total. The graph below shows the percentage appropriated for other governmental functions. The majority of the general fund appropriation to the Department of Education is paid in basic and additional state aid to local school districts.

SUMMARY OF APPROPRIATED FUNDS BY AGENCY FY 93 - GENERAL FUND ONLY



*All other" includes Natural Resources, Inspection & Regulation, Transportation and other functions.

Total revenues available to school districts in 1983-84 through 1992-93 and the percentage by source are indicated on Table 1. For fiscal years 1984 through 1990, the Total Revenues included Maintenance and Operation, Capital Outlay, Adjacent Ways and Debt Service Funds only. For fiscal year 1991 through 1993, the Total Revenues includes School Plant, State and Federal Projects in addition to the four funds included in previous years. The revenues available by source have changed over the years. The percentage of State and local revenues have shifted over the past eight years while federal and county revenues have remained fairly constant.

Table 1

PERCENT OF REVENUE BY YEAR BY SOURCE

<u>Fiscal Year</u>	<u>Total Revenues</u>	<u>Percent Federal</u>	<u>Percent State</u>	<u>Percent County</u>	<u>Percent Local</u>
1983-84	1,378,890,000		Data Not Available		
1984-85	1,605,325,000		Data Not Available		
1985-86	1,853,478,000	4.5%	54.5%	3.8%	37.2%
1986-87	1,970,172,000	3.4%	51.3%	4.0%	41.3%
1987-88	2,212,419,000	2.4%	49.5%	4.2%	43.9%
1988-89	2,374,612,000	2.7%	48.7%	4.0%	44.6%
1989-90	2,511,652,000	3.2%	48.9%	4.0%	45.9%
1990-91	2,826,107,000	6.5%	45.6%	3.9%	44.0%
1991-92	3,021,949,000	6.5%	45.3%	3.8%	44.4%
1992-93	3,151,501,000	6.3%	44.6%	4.7%	44.4%

EXPENDITURE HISTORY

The total expenditures for maintenance and operation (M & O) for 1992-93 were \$2,299,091,982. As Table 2 indicates, there has been a gradual increase in expenditures during the past ten years. The large increase in 1984-85 was the result of the shift in teacher retirement costs from the state general fund to school district budgets. In that year, the state also began to experience more growth and the student population increased by a greater percentage. There has been a decline in the increase of expenditures during the past three years because the percentage of student growth has declined as shown on Table 3. Also the growth rate was not fully funded for fiscal year 1991-92 and 1992-93.

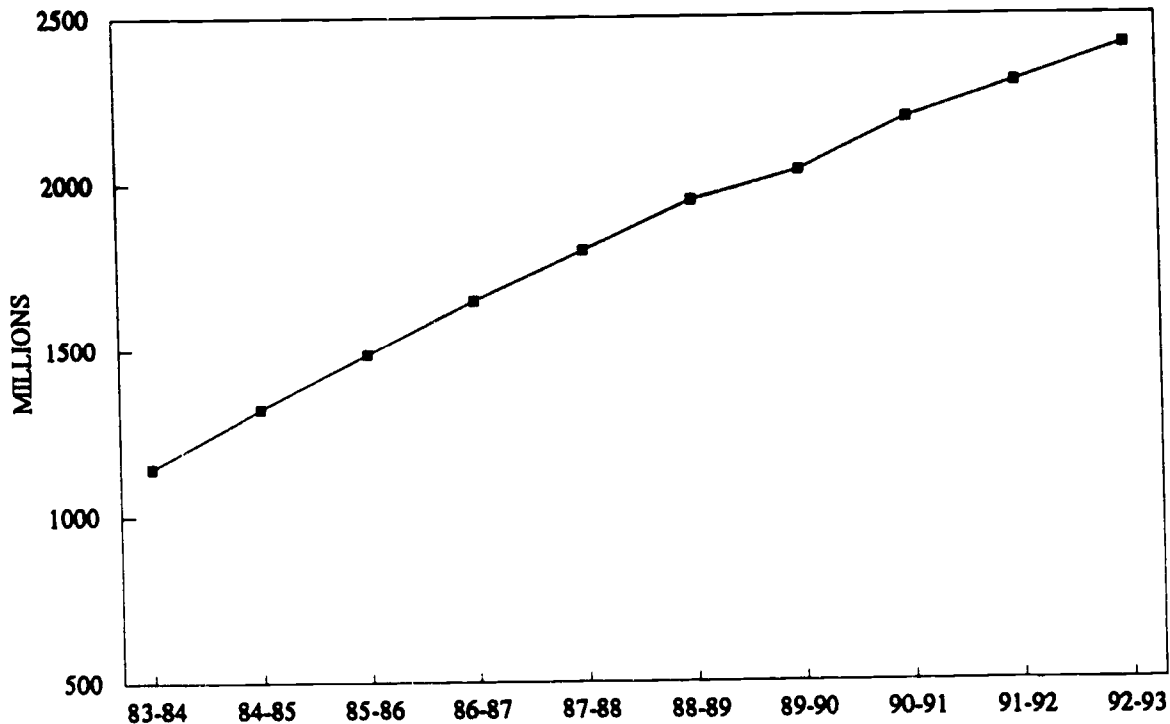
Table 2

M & O FUND EXPENDITURES BY YEAR

<u>Fiscal Year</u>	<u>M & O Expenditures</u>	<u>Increase</u>
1983-84	1,143,712,169	72,142,928
1984-85	1,320,564,112	176,851,943
1985-86	1,485,408,461	164,844,349
1986-87	1,649,825,965	164,217,504
1987-88	1,800,699,119	151,073,154
1988-89	1,948,922,297	148,223,178
1989-90	2,037,875,416	88,953,119
1990-91	2,194,313,206	156,437,790
1991-92	2,299,091,982	104,778,776
1992-93	2,406,909,457	107,817,475

The graph below shows the rate of increase of M & O expenditures.

MAINTENANCE & OPERATION EXPENDITURES FY 83-84 TO FY 92-93



ADM HISTORY AND DISTRIBUTION

The average daily membership (ADM) in elementary and secondary districts increased by about 151,800 students over the ten-year period of 1983-84 to 1992-93. These ADM figures are from the ADMS 46-1 report and do not agree with the ADM figures on the state total page of this report because those are updated during the year. The increase from year to year was small until 1984. As shown in Table 3, the growth slowed down in fiscal year 1989-90 but has increased again in the last three years.

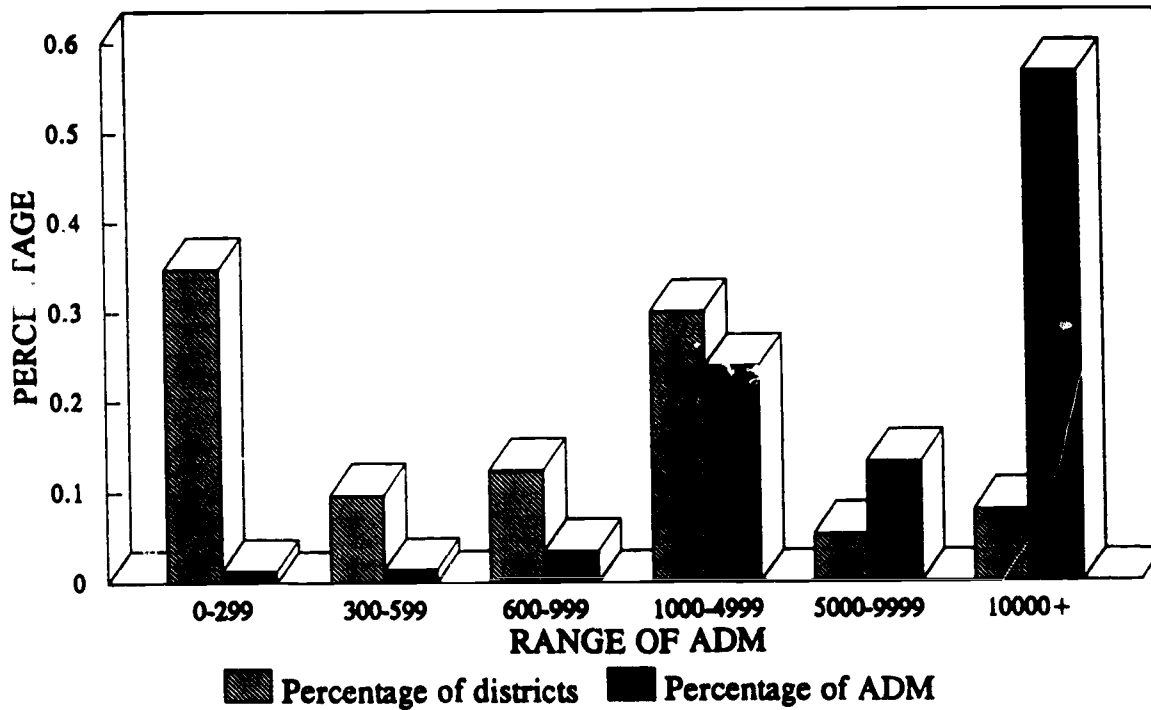
Table 3

ELEMENTARY AND SECONDARY ADM 1983-84 TO 1992-93

<u>Fiscal Year</u>	<u>Preschool ADM</u>	<u>Elementary ADM</u>	<u>Secondary ADM</u>	<u>Total</u>	<u>Percent Change</u>
1983-84		346,170	149,913	496,083	0.99%
1984-85		356,633	152,268	508,901	2.58%
1985-86		366,806	155,575	522,381	2.65%
1986-87		386,204	161,417	547,621	4.83%
1987-88		402,487	162,050	564,537	3.09%
1988-89	464	419,084	160,215	579,763	2.70%
1989-90	637	430,531	158,334	589,502	1.67%
1990-91	848	444,474	159,842	605,164	2.65%
1991-92	1,224	458,761	166,056	626,041	3.45%
1992-93	1,610	474,762	171,527	647,899	3.49%

The distribution of districts population is shown in the graph below. The 18 largest districts in the state have over 57 percent of the students while 79 districts only have about 1 percent of the student population. For a further breakdown of districts by type and county, see page 11.

DISTRIBUTION OF SCHOOL DISTRICTS BY ADM AND SIZE



The year-end enrollment for 1992-93 was 732,306. A detail of enrollment by racial ethnic background along with dropout and graduation information is included on page 12.

**FY 1992-93
STATE SUMMARY OF NUMBER AND TYPE OF PUBLIC SCHOOLS**

County	Elementary		High School		Unified			Accommodation		Special
	Districts	Schools	Districts	Schools	Districts	Schools		Districts	Schools	Programs
						Elem.	H.S.			
Apache	4	4	0	0	7	23	7	0	0	0
Cochise	13(**2)	13	2	2	8	28	8	1	3	1
Coconino	2(**1)	2	0	0	6	27	8	0	0	1
Gila	3(*1)	3	0	1	5	15	5	0	0	1
Graham	3(**1)	3	0	0	4	8	4	0	0	1
Greenlee	2	2	0	0	3	4	3	0	0	1
La Paz	4	5	1	1	1	3	1	0	0	0
Maricopa	36	228	7(***)	37	13	196	30	2	13	1
Mohave	11	24	2	4	2	8	2	0	0	0
Navajo	0	0	0	0	11	36	10	0	0	1
Pima	6(**2)	8	0	0	10	155	26	1	1	1
Pinal	9	21	2	2	7	21	7	1	1	1
Santa Cruz	3	3	1	1	2	12	1	0	0	0
Yavapai	13(**4)	17	1	1	9	25	8	0	0	0
Yuma	7	41	2	4	0	0	0	0	0	1
TOTAL	116	374	18	53	88	561	120	5	18	9

Total Number of Districts

222

Total Number of Elementary Schools

935

Total Number of High Schools

173

District and School Counts Do Not Include Accommodation Districts, Non-Operating and Special Programs

- * Teaching High Schools
- ** Transporting Districts
- *** Includes Joint Technological District

STATE SUMMARY BY GRADE OF PUPIL ENROLLMENT

1992-93

Racial Ethnic

	White (Non- Hispanic)	Black (Non- Hispanic)	Hispanic	American Indian or Alaskan Native	Pacific Islander or Asian	Total State Enrollment	Dropouts ¹
PSD ²	2,729	201	1,413	392	47	4,782	
Kindergarten	34,334	2,641	17,651	4,205	829	59,661	
Grade One	37,985	2,815	18,169	4,402	854	64,225	
Grade Two	36,804	2,664	16,870	4,239	854	61,431	
Grade Three	36,175	2,560	16,183	4,219	839	59,976	
Grade Four	36,228	2,492	16,224	4,029	857	59,830	
Grade Five	36,009	2,403	15,842	3,896	866	59,016	
Grade Six	34,676	2,457	15,310	3,776	821	57,040	
Grade Seven	34,562	2,320	15,287	3,934	796	56,899	1,799
Grade Eight	32,784	2,160	14,261	3,599	761	53,565	1,730
Ungraded Elem	2,158	424	1,688	308	28	4,606	
TOTAL ELEM.	324,444	23,137	148,898	37,000	7,552	541,031	3,529
Grade Nine	33,134	2,254	15,954	4,309	927	56,578	7,001
Grade Ten	30,679	1,993	13,489	3,502	952	50,615	6,124
Grade Eleven	26,712	1,691	10,121	2,772	875	42,171	5,303
Grade Twelve	25,122	1,669	9,728	2,742	882	40,143	5,290
Ungraded Sec.	735	128	762	117	26	1,768	630
TOTAL SEC.	116,382	7,735	50,054	13,442	3,662	191,275	24,348
GRAND TOTAL	440,826	30,872	198,952	50,442	11,214	732,306	27,877

Additional Data:

	State Enrollment ³		Resident Average Daily Membership ⁴				
	1991-92		1991-92		1992-93		
			40th Day	100th Day	40th Day	100th Day	
Elementary	525,865	Elementary	458,012	459,985	Elementary	474,220	476,372
High School	<u>186,034</u>	High School	<u>169,250</u>	<u>166,056</u>	High School	<u>175,164</u>	<u>171,527</u>
Total	711,899	Total	627,262	626,041	Total	649,385	647,899

1992-93 High School Graduates⁵: 31,747 Other High School Completers: 108

¹ Dropouts from the summer of 1992 and the academic year 1992-93.

² Preschool Children with Disabilities

³ Pupil Enrollment is: An unduplicated count of students served in public schools during the year.

⁴ Average Daily Membership (including Preschool Disabled) as defined by ARS 15-902.

⁵ 1993 Summer School graduates are included.

**PRIVATE SCHOOLS STATISTICS
(Grades K-12 and Special Programs)**

STATE TOTALS

Total Private Schools Reporting — 264¹

Student Enrollment by Grade

GRADES

	Elementary	Secondary	Multi-Grade ²	Special Programs ³	Total Enrollment
K	4,657	9	2,504	157	691
1	3,545	10	2,223		
2	3,273	11	1,896		
3	3,004	12	1,791		
4	2,891				
5	2,750				
6	2,656				
7	2,546				
8	2,449				
TOTAL	27,771	8,414	157	691	37,033

COUNTY TOTALS

County	Private Schools	Student Enrollment
Apache	17	3,031
Cochise	5	527
Coconino	13	2,409
Gila	3	299
Graham	4	212
Greenlee	-0-	-0-
La Paz	-0-	-0-
Maricopa	130	19,025
Mohave	-0-	-0-
Navajo	10	1,707
Pima	60	7,681
Pinal	2	209
Santa Cruz	3	610
Yavapai	12	696
Yuma	5	627
TOTAL	264	37,033

¹ Total Private Schools reporting out of 1,574 surveys mailed.

² Multi-Grade includes those students who are not placed in a specific grade because of individual student need/abilities.

³ Special Programs includes those programs that are not necessarily defined by grade, such as vocational programs.

ARIZONA DEPARTMENT OF EDUCATION

STATE APPROPRIATED FUNDS-REVENUES AND EXPENDITURES

FEDERAL FUNDS-GRANTS IN AID AND EXPENDITURES

ANNUAL FINANCIAL REPORT OF THE COUNTY SCHOOL SUPERINTENDENTS

FOOD SERVICE PROGRAM INFORMATION

**BUSINESS AND FINANCIAL SERVICES
STATE APPROPRIATED FUNDS
STATEMENTS OF REVENUES AND EXPENDITURES
JULY 1, 1992 TO JUNE 30, 1993**

	State Appropriated Funds	Beginning Funds Balance	Current Year's Appropriation	Total Available	Personnel Services	Employee Related
	OFFICE OF THE SUPERINTENDENT					
1	Board of Education		135,900	135,900	52,545	13,658
2	General Services Administration		6,663,800	6,663,800	4,135,391	925,051
3	Vocational Education		1,279,300	1,279,300	837,696	196,882
4	Achievement Testing		1,163,000	1,163,000		
5	Education Commission of the States		45,000	45,000		
6	School Restructuring SB 1552		100,000	100,000		
7	SLIAG Administration		22,600	22,600	9,970	2,742
8	SLIAG Outreach		24,400	24,400		600
9	Special Education Audit		216,600	216,600	116,907	29,049
10	TOTAL OFFICE OF THE SUPERINTENDENT		9,650,600	9,650,600	5,152,509	1,167,982
	ASSISTANCE TO SCHOOLS					
11	Statutory Formula Programs					
12	Prior Year State Aid		143,196,400	143,196,400		
13	Basic State Aid		1,065,203,400	1,065,203,400		
14	Public Law	45,154	80,000	125,154	50,445	5,960
15	Career Ladder		170,000	170,000	63,441	8,349
16	Career Ladder Revolving	300,000		300,000		
17	Additional State Aid		124,302,500	124,302,500		
18	Assistance to Schools--Child of State Employee		553,100	553,100		
19	Certificate of Educational Convenience		8,630,300	8,630,300		
20	Permanent Education Voucher Fund		2,914,340	2,914,340	40,266	5,571
21	Permanent Special Education Inst. Voucher Fund		5,172,160	5,172,160		
22	Sub-Total	345,154	1,350,222,200	1,350,567,354	154,152	19,880
23	Non Formula Programs					
24	Academic Contest Fund		75,000	75,000		
25	Academic Decathlon		101,300	101,300	18,804	4,998
26	Adult Education		3,042,600	3,042,600	164,985	36,876
27	Arizona Humanities Council		40,000	40,000		
28	Arizona Principals' Academy		25,200	25,200		
29	Arizona Teacher Evaluation Program		392,500	392,500	147,977	32,916
30	ASSET		234,000	234,000		
31	Chemical Abuse		832,100	832,100	155,682	38,911
32	Drop Out Prevention	137,112	2,182,600	2,319,712	37,831	9,141
33	Extended School Year		500,000	500,000		
34	Full-Day Kindergarten		1,402,000	1,402,000	23,439	7,975
35	Gifted Support		1,001,100	1,001,100	28,980	9,026
36	K-3 Support	34,800	5,452,500	5,487,300	42,981	13,912
37	Preschool Disabilities		955,500	955,500		
38	Preschool At-Risk Program	481,000	2,601,700	3,082,700	17,705	6,954
39	Residential Placement		100,000	100,000		
40	School Breakfast	1,814		1,814		
41	SLIAG Adult Education		1,500,300	1,500,300	16,738	5,701
42	Tuition Fund		100,000	100,000		
43	Vocational Education Assistance		2,835,000	2,835,000		
44	Vocational Education--Program Support		1,003,700	1,003,700	213,204	55,458
45	Vocational and Technical Education HB 2680		2,000,000	2,000,000		
46	Sub-Total	654,726	26,377,100	27,031,826	868,326	221,868
47	TOTAL ASSISTANCE TO SCHOOLS	999,880	1,376,599,300	1,377,599,180	1,022,478	241,748
48	TOTAL STATE APPROPRIATION	999,880	1,386,249,900	1,387,249,780	6,174,987	1,409,730
	RECEIPTS FOR APPORTIONMENT					
49	Endowment Earnings		50,203,045	50,203,045		
50	Miscellaneous Collections	48,299	536,099	584,398		
51	TOTAL RECEIPTS FOR SCHOOL AID	48,299	50,739,144	50,787,443		

Professional and Outside Services	Travel In State	Travel Out State	Other Operating Expenses	Capital Equipment	Assistance to Educational Institutions	Total Expenditures	Reverted to General Fund	Fund Balance
12,504	56	420	53,031	1,725		133,939	1,961	
46,430	65,576	11,123	1,382,337	76,875		6,642,583	21,217	
92,220	21,881		105,445	24,428		1,278,552	748	
1,163,000						1,163,000		
			43,100			43,100	1,900	
					98,500	98,500	1,500	
40			1,457			14,209	8,391	
						600	23,800	
306	38,512	637	13,433			198,844	17,756	
1,314,500	126,025	12,180	1,598,803	102,828	98,500	9,573,327	77,273	

					143,196,400	143,196,400		
					1,063,270,039	1,063,270,039	1,933,361	
366		2,482	4,531	3,813		67,597		57,557
49,240	2,661	1,788	24,761	8,477		158,717	11,283	
					300,000	300,000		
					124,263,585	124,263,585	38,915	
					552,895	552,895	205	
					7,645,616	7,645,616	984,684	
80	674		9,864		2,449,095	2,505,550	408,790	
					5,172,159	5,172,159	1	
49,686	3,335	4,270	39,156	12,290	1,346,849,789	1,347,132,558	3,377,239	57,557
					47,106	47,106	27,894	
80	357		4,478		68,118	96,835	4,465	
25,287	2,766		61,331	7,412	2,743,923	3,042,580	20	
					40,000	40,000		
			954		24,046	25,167	33	
12,780	7,381	443	60,003		123,470	384,970	7,530	
					234,000	234,000		
132,558	9,861		53,044	3,645	422,096	815,797	16,303	
31,003	2,227	832	25,302		1,922,453	2,028,789		290,923
					357,817	357,817	142,183	
131		3,645	1,516		1,353,000	1,389,709	12,291	
146	1,702		8,839	2,816	944,637	996,146	4,954	
102,553	460		65,592		5,155,142	5,380,640		106,660
					764,133	764,133	191,367	
50,132	121		4,390		2,983,568	3,062,870		19,830
					82,487	82,487	17,513	
1,484					-4,628	-3,144	4,956	
3,100			2,134		1,164,885	1,192,558	307,742	
					100,000	100,000		
					2,835,000	2,835,000		
726	11,946	4,637	105,530		612,160	1,003,661	39	
					1,999,858	1,999,858	142	
359,980	36,988	9,560	393,113	13,873	23,973,271	25,876,979	737,434	417,413
409,666	40,323	13,830	432,269	26,163	1,370,823,060	1,373,009,537	4,114,673	474,970
1,724,166	166,348	26,010	2,031,072	128,991	1,370,921,560	1,382,582,864	4,191,946	474,970

					50,081,560	50,081,560		121,485
					512,838	512,838		71,560
					50,594,398	50,594,398		193,045

**BUSINESS AND FINANCIAL SERVICES
FEDERAL - GRANTS IN AID
STATEMENT OF GRANTS AND EXPENDITURES
JULY 1, 1992 - JUNE 30, 1993**

	CFDA Number	Beginning Balance	Grants Awarded	Other Funds Recv'd.	Total Available	Personnel Services
1	CHAPTER 1					
2	Administration	84.012	115,409	569,393	684,802	263,053
3	Migrant Administration	84.012		57,961	57,961	43,007
4	Aid to Schools	84.010	2,806,050	62,392,791	65,198,841	
5	Aid to State Operated Schools	84.009	223,351	752,081	975,432	
6	Neglected and Delinquent Children	84.013	26,042	314,502	340,544	
7	Migrant Evenstart	84.214		166,452	166,452	
8	Migrant Child	84.011	139,566	6,908,849	7,048,415	201,181
9	Program Improvement	84.218	55,168	248,984	304,152	37,869
10	Capital Expense	84.216	136,417	225,305	361,722	
11	Even Start Family Literacy	84.213		642,554	642,554	12,843
12	TOTAL CHAPTER 1		3,502,003	72,278,872	75,780,875	557,953
13	CHAPTER 2 BLOCK GRANT					
14	TITLE II - CRITICAL SKILLS	84.151	384,607	6,504,198	6,888,805	325,878
15	TITLE IV - CIVIL RIGHTS	84.164	436,709	2,217,264	2,653,973	61,519
16	TITLE IV - CIVIL RIGHTS	84.004	31,855	165,029	-18,851	80,845
17	IDEA - CHILDREN W/DISABILITIES					
18	Admin/Aid to Schools	84.027	6,818,956	19,428,523	26,247,479	700,190
19	Discretionary Funds	84.027	2,839,286	4,857,131	7,696,417	197,454
20	SUBTOTAL ED. OF CHILDREN W/DISAB.		9,658,242	24,285,654	33,943,896	897,644
21	Statewide Systems Change	84.086	95,816	242,412	338,228	91,885
22	Preschool Grant	84.173	1,036,112	3,943,417	4,979,529	117,733
23	State Education Agency Project (SELECT)	84.029	45,901	126,000	171,901	25,019
24	Multi-District Outreach	84.158	185,225		185,225	39,919
25	Handicapped Special Studies Project	84.159	161,648		161,648	
26	TOTAL INDIV. W/DISAB. EDUCATION ACT		11,182,944	28,597,483	39,780,427	1,172,190
27	TITLE VII BILINGUAL	84.003	44,135	209,632	-35,609	83,018
28	VOCATIONAL EDUCATION					
29	Basic Grant	84.048	2,194,458	11,109,975	13,304,433	
30	5% Administration	84.048	356,050	680,665	1,036,715	165,145
31	Statewide Program	84.048	562,390	1,259,131	1,821,521	92,418
32	Sex Equity	84.048	130,496	504,389	634,885	39,827
33	Displaced Homemakers	84.048	199,342	1,111,007	1,310,349	
34	Corrections Assist	84.048	23,316	148,133	171,449	
35	SUBTOTAL PERKINS ACT		3,466,052	14,813,300	18,279,352	237,300
36	Community Based Organizations	84.174	24,708	189,064	213,772	15,330
37	Consumer and Homemaking	84.049	145,580	539,605	685,185	10,967
38	Tech Prep Education	84.243	54,014	1,448,578	1,502,592	
39	Voc Ed Supplementary Grant	84.253		124,007	124,007	
40	TOTAL CARL D. PERKINS ACT		3,690,354	17,114,554	20,804,908	323,687
41	ADULT EDUCATION					
42	Adult Education	84.002	142,778	8,484,325	8,627,103	120,723
43	AZ Adult Homeless Education Project/Dreamcatcher	84.192	11,525	297,500	309,025	4,852
44	TOTAL ADULT EDUCATION		154,303	8,781,825	8,936,128	125,574
45	INDIAN EDUCATION					
46	Johnson - O'Malley Program	15.130	219,865	529,316	749,181	27,075
47	Renewing Traditions	93.144	103,899	125,000	228,899	52,763
48	Indian Training Program	84.207	137,067	173,756	310,823	64,987
49	TOTAL INDIAN EDUCATION		460,831	828,072	1,288,903	139,805
50	CHILD NUTRITION					
51	Administration	10.560	425,609	1,053,262	1,478,871	501,938
52	Summer Food Program	10.559	356,760	2,586,936	2,943,696	36,471
53	School Lunch Program	10.555	12,946,800	55,049,043	67,995,843	
54	School Breakfast	10.553	2,806,840	13,571,282	16,378,122	14,334
55	Child Care Program	10.558	2,032,710	15,472,550	17,505,260	
56	Child Care Audit	10.558	185,819	165,000	350,819	144,177
57	Special Milk	10.556	8,101	186,000	194,101	
58	NET	10.564	43,337	133,007	176,344	14,210
59	Food Distribution	10.560	271,843		283,347	134,983
60	Food Distribution Salvage	10.560	11,826		11,204	23,030
	TOTAL CHILD NUTRITION		19,089,645	88,217,080	294,551	107,601,276

Employee Related	Profess'l. & Outside Services	Travel In State	Travel Out of State	Other Operating Expenses	Capital Equipment	Assistance Ed. insts. & Individuals	Total Expenditures	Grant Balance
56,891	8,193	8,512	7,105	96,955	12,579		453,288	231,514
10,583	111			3,013			56,714	1,247
						61,742,004	61,742,004	3,456,837
						668,674	668,674	306,758
						315,722	315,722	24,822
						166,452	166,452	
52,350	2,645	10,384	4,107	173,755	4,438	6,419,072	6,867,932	180,483
9,104	281	2,198		4,448		147,934	201,834	102,318
						228,000	228,000	133,722
3,035	329	484		34		533,936	550,661	91,893
131,963	11,559	21,578	11,212	278,205	17,017	70,221,794	71,251,281	4,529,594
78,500	145,844	603	600	189,472	23,680	5,785,408	6,549,985	338,820
13,955	3,008	2,056	1,282	9,876	4,533	1,975,020	2,071,249	582,724
17,872	22,433	1,205	673	24,067			147,095	30,938
150,518	21,055	17,460	2,075	175,547	18,106	17,029,098	18,114,049	8,133,430
44,807	98,324	5,533		110,771		2,712,239	3,169,128	4,527,289
195,325	119,379	22,993	2,075	286,318	18,106	19,741,337	21,283,177	12,660,719
17,687	20,074	14,647	1,673	21,825		892	168,683	169,545
31,427	28,877	5,316	1,405	41,598		3,347,399	3,573,755	1,405,774
5,350	12,449	854		11,907			55,575	116,326
6,894	5,648	3,598	959	10,272		45,000	112,290	72,935
	5,632			112		117,815	123,559	38,089
256,683	192,059	47,408	6,112	372,032	18,106	23,252,443	25,317,039	14,463,388
15,452	4,560	6,576	1,830	36,364			147,800	70,358
						12,128,945	12,128,945	1,175,488
44,884	5,544	7,548	6,887	66,415	59,756		356,179	680,536
23,423	22,945	8,179	6,120	76,088		829,766	1,058,939	762,582
9,674	789	2,624	868	9,752		498,857	562,391	72,494
						1,067,636	1,067,636	242,713
						148,113	148,113	23,336
77,981	29,278	18,351	13,875	152,255	59,756	14,673,317	15,322,203	2,957,149
2,696				1,353		149,525	168,904	44,868
2,838	60	19	2,039	4,184		449,374	469,481	215,704
						1,296,575	1,296,575	206,017
						118,499	118,499	5,508
83,515	29,338	18,370	15,914	157,792	59,756	16,687,290	17,375,662	3,429,246
26,393	1,784	529	3,414	3,919	2,266	2,212,551	2,371,578	6,255,525
621	37	11	1,019	1,109		116,832	124,481	184,544
27,014	1,821	540	4,433	5,028	2,266	2,329,383	2,496,059	6,440,069
6,526	270	2,295		6,798		505,722	543,686	205,495
13,068	32,522	6,413	5,740	16,738		20,000	147,244	81,655
12,550	14,579	3,920	1,072	8,418		27,950	133,456	177,367
32,144	47,371	12,628	6,812	31,954		553,672	824,386	464,517
138,510	51,732	17,235	2,367	195,222	11,542	119,583	1,128,129	350,742
7,748	8,226	884		7,033		2,883,334	2,943,696	
						65,342,919	65,342,919	2,652,924
2,226				113		15,221,432	15,238,107	1,140,015
						17,505,260	17,505,260	
34,117	440	13,986		29,928	34,621		257,246	93,573
						193,378	193,378	723
2,208	8	37	950	5,919		63,913	87,251	89,093
36,119	17,090	2,490	1,629	56,085			248,396	306,794
	2,887			7,340	5,014		15,241	7,789
220,928	80,383	34,632	4,946	301,640	51,178	101,329,819	102,959,623	4,641,653

1
2
3
4
5
6
7
8
9
10
11
12
13
14
15
16
17
18
19
20
21
22
23
24
25
26
27
28
29
30
31
32
33
34
35
36
37
38
39
40
41
42
43
44
45
46
47
48
49
50
51
52
53
54
55
56
57
58
59
60

**BUSINESS AND FINANCIAL SERVICES
FEDERAL - GRANTS IN AID
STATEMENT OF GRANTS AND EXPENDITURES
JULY 1, 1992 - JUNE 30, 1993**

	CFDA Number	Beginning Balance	Grants Awarded	Other Funds Rec'vd.	Total Available	Personnel Services	
61	MISCELLANEOUS FUNDS						
62	Foreign Language Assistance	84.249	229,036		229,036		
63	Education Evaluation Review		1,698	19,423	21,121	15,854	
64	Educational Program for Schools		8,013	112,645	120,658		
65	ELSEGIS		5,141		5,141		
66	Disease Control & Prevention	93.938	175,034		175,034	24,280	
67	Title II -- JTPA - 8%	17.250	1,142,005	1,805,646	2,947,651	228,049	
68	Title II -- City of Phoenix	17.250	406,428	780,000	1,186,428	37,639	
69	Trade Adjustment Act	17.245	543,242	1,250,000	1,793,242	117,204	
70	Youth Farm Loan	10.500	397,910	18,089	415,999		
71	Homeless Children State Grant	84.196	81,841	253,650	335,491	26,676	
72	CHAMPS - Gov's. Office of Drug Policy	93.171		80,000	80,000		
73	Byrd Scholarship Program	84.185	23,478		23,478	6,494	
74	Alcohol and Drug Abuse Education	84.186	623,881	5,425,714	6,049,595	117,007	
75	Drug Free Schools/Community Program	84.184	159,331	194,594	353,925	84,159	
76	Aids School Health Education	93.118	127,387	199,600	326,987	70,757	
77	Child and Adolescent Sevices - CASSP		47,745	30,882	78,627	16,209	
78	U. S. Senate Youth Program		1,605	1,000	2,605		
79	DES - Child Care & Development Block Grant	93.037	98,105	75,000	173,105	36,339	
80	DES - Adult Ed - Reading & Writing			10,000	10,000		
81	National Center for Education Statistics		28,992		28,992		
82	Serve America	94.001		201,588	201,588		
83	Emergency Immigrant	84.162	108,601	616,603	725,204		
84	Comprehensive School Health Educ	84.215	73,473	199,940	273,413	35,580	
85	Jobs/DES Contract #863 - IRC	93.021	6,400	300,000	306,400	23,426	
86	Jobs/ADE Contract #875 - Adult Education Services	93.021	345,357	689,632	1,034,989		
87	Sliag Federal Outreach	93.025	1,908	-1,908			
88	Early Childhood Music	93.673		5,000	5,000		
89	Environmental Education Program	66.950	102,287	124,423	226,710	31,192	
90	Environmental Academy			25,000	25,000		
91	TOTAL MISCELLANEOUS FUNDS		4,334,828	12,119,449	17,155,419	870,865	
92	GRAND TOTAL NON STATE FUNDS		43,312,214	237,033,458	941,233	281,286,905	4,677,437

Employee Related	Profess'l. & Outside Services	Travel In State	Travel Out of State	Other Operating Expenses	Capital Equipment	Assistance Ed. Insts. & Individuals	Total Expenditures	Grant Balance
				2,102		217,584	219,686	9,350
3,862							19,716	1,405
						120,658	120,658	
			2,403	100			2,503	2,638
5,806	81	674	2,513	2,552			35,906	139,128
47,333	932	7,793	2,659	34,546		1,784,945	2,106,257	841,394
5,655	1,833			4,934		937,092	987,153	199,275
25,206	1,699	262	753	18,238		1,351,919	1,515,281	277,961
						25,017	25,017	390,982
5,454	142	140		3,839		257,698	293,949	41,542
						80,000	80,000	
790	29			1,346			8,659	14,819
26,187	60,232	5,007	1,603	70,620		5,579,818	5,860,474	189,121
19,610	27,441	2,682	786	25,673	2,257	28,419	191,027	162,898
15,959	3,710	3,268	2,030	33,543		74,501	203,768	123,219
3,554	80	1,603	413	3,038			24,897	53,730
				804			804	1,801
8,085	1,137	141		41,787	18,612		106,101	67,004
								10,000
			8,583	50			8,633	20,359
	60		18	2,042		105,442	107,562	94,026
	11	249	352	830		570,243	571,685	153,519
6,936	20,263	892	1,609	11,548			76,828	196,585
5,611	336	5	821	1,935		189,492	221,626	84,774
						820,432	820,432	214,557
	150			2,542			2,692	2,308
6,197	14,382	472		19,723			71,966	154,744
				25,000			25,000	
186,245	132,518	23,188	24,543	306,792	20,869	12,143,260	13,708,280	3,447,139
1,064,271	670,894	168,784	78,357	1,713,222	197,405	234,278,089	242,848,459	38,438,446

61
62
63
64
65
66
67
68
69
70
71
72
73
74
75
76
77
78
79
80
81
82
83
84
85
86
87
88
89
90
91
92

**BUSINESS AND FINANCIAL SERVICES
REVOLVING FUNDS
STATEMENT OF REVENUE AND EXPENDITURES
JULY 1, 1992 - JUNE 30, 1993**

	Beginning Funds Balance	Revenue Received	Total Available	Personnel Services	Employee Related
1 REVOLVING FUNDS					
2 Stock Purchase	100,264	217,893	318,157		
3 Audiovisual	7,947	13,591	21,538		
4 Certification Fingerprinting	57,399	57,705	115,104	41,189	11,275
5 Central Dist/Supplies/Mailroom Revolv	29,499	158,925	188,424	162,034	33,002
6 Communication Center	163,501	315,566	479,067	134,011	34,282
7 Print Shop	178,019	671,503	849,522	248,798	65,289
8 Printing Revolving Fund	100,502	39,648	140,150		
9 Conference Clearing Account	161,327	275,486	436,813		
10 TOTAL REVOLVING FUNDS	798,458	1,750,317	2,548,775	586,032	143,848

Professional and Outside Services	Travel In State	Travel Out State	Other Operating Expense	Capital Equipment	Assistance to Educational Institutions	Total Expenditures	Fund Balance
			187,261			187,261	130,896
			7,555	9,047		16,602	4,936
165			8,895	11,046		72,570	42,534
705			42,226			237,967	-49,543
1,612		1,466	157,877	73,380		402,628	76,439
1,185			339,847	114,260		769,379	80,143
							140,150
23,130			131,677	2,470	100,229	257,506	179,307
26,797		1,466	875,338	210,203	100,229	1,943,913	604,862

1
2
3
4
5
6
7
8
9
10

I. COUNTY SCHOOL OFFICE ADMINISTRATION

APACHE

COCHISE

	County 01	County 02
A. County Funds Appropriated	\$194,271	\$212,050
Expenditures:		
Salaries and Benefits	\$160,746	\$199,071
Supplies and Expenses	\$24,300	\$19,240
Capital Outlay		
Total Expenditures from County Funds for Admin	\$185,046	\$218,311
Ending Balance as of June 30, 1993 (Reverted)	\$9,225	(\$6,261)
B. Indirect Cost		
County School Office Admin Bal Fwd July 1, 1992	\$10,000	\$3,935
Federal Receipts for County Office Admin	\$24,627	\$20,310
Total Funds Available for Indirect Cost	\$34,627	\$24,245
Expenditures:		
Salaries and Benefits	\$13,989	
Supplies and Expenses	\$4,312	\$17,429
Capital Outlay		
Total Expenditures from Indirect Cost	\$18,301	\$17,429
Balance at June 30, 1993	\$16,326	\$6,816

II. COUNTY SCHOOL FUND

Balance Forward July 1, 1992	\$10,000	\$8,077
Receipts (ARS 15-1000)	\$30,261	\$9,106
Forest Reserve Funds		\$33,413
Other	\$28,757	\$83,261
Transfers from Special County Reserve Fund		\$47,000
Total Available	\$69,018	\$180,857
Total Expenditures	\$18,302	\$120,890
Transfers Out		\$56,983
Total Expenditures and Transfers Out	\$16,302	\$177,873
Balance June 30, 1993	\$50,716	\$2,984

III. SPEC COUNTY SCHOOL RESERVE FUND OPER

Balance Forward July 1, 1992		\$22,639
Appropriation by Board of Supervisors (ARS 15-1001)		
State Aid for Transportation		\$80,163
District Service Program Fund (ARS 15-365.A)		
Small District Service Program Fund (ARS 15-365.E)		\$151,166
Transfers In		\$8,000
Other		\$43
Total Available		\$262,011
Expenditures from:		
Pupil Transportation (ARS 15-1002)		\$65,209
\$10 / Month per Pupil Payments (ARS 15-826)		
Supp Paymnt: Maint 1 & 2 Room School Dist		
Small School Service Pgm (ARS 15-1002.A.7)		\$57,102
Other		\$67,346
Total Expenditures		\$189,657
Trsrs to Accomm Schools from Spec. Receipts		
Transfers to County School Fund		\$47,000
Total Expenditures and Transfers		\$236,657
Balance June 30, 1993		\$25,354

COCONINO

County 03

\$222,182

\$168,650

\$43,049

\$211,699**\$10,483**

\$91,812

\$18,443

\$110,254

\$12,909

\$13,399

\$26,308**\$83,946**

\$61,420

\$30,000

\$3,274

\$94,694

\$30,000

\$30,000**\$64,694****GILA**

County 04

\$179,534

\$157,563

\$14,624

\$2,974

\$175,161**\$4,373**

\$5,845

\$9,607

\$15,452

\$5,093

\$2,758

\$7,851**\$7,601**

\$6,552

\$342

\$31,710

\$4,663

\$43,267

\$36,373

\$36,373**\$6,894**

\$12,819

\$12,819

\$1,710

\$1,710

\$1,710**\$11,109****GRAHAM**

County 05

\$118,437

\$110,735

\$3,729

\$114,465**\$3,972**

\$5,749

\$8,000

\$13,749

\$644

\$4,181

\$4,825**\$8,924**

\$160,702

\$124,160

\$284,862

\$97,512

\$97,512

\$97,512**\$187,350****GREENLEE**

County 06

\$102,199

\$103,429

\$8,754

\$479

\$112,662**(\$10,463)**

\$8,941

\$4,270

\$13,211

\$4,095

\$4,095**\$9,116**

\$210

\$210

\$210

\$210**\$0**

\$1,200

\$1,200

\$990

\$990

\$210

\$1,200**\$0****MARICOPA**

County 07

\$1,472,571

\$795,501

\$528,954

\$8,426

\$1,332,881**\$139,690**

\$92,619

\$335,000**\$656,617**

\$93,560

\$73,500

\$1,257,296**\$672,273**

\$34,533

\$83,317

\$790,123

\$335,000**\$1,125,123****\$132,173****MOHAVE**

County 08

\$175,939

\$144,818

\$22,857

\$6,085

\$173,760**\$2,179**

\$10,991

\$2,708

\$13,699

\$4,868

\$4,868**\$8,831**

I. COUNTY SCHOOL OFFICE ADMINISTRATION

	NAVAJO	PIMA
	County 09	County 10
A. County Funds Appropriated	\$188,656	\$496,703
Expenditures:		
Salaries and Benefits	\$173,108	\$400,750
Supplies and Expenses	\$19,515	\$78,758
Capital Outlay		\$11,124
Total Expenditures from County Funds for Admin	\$192,623	\$490,632
Ending Balance as of June 30, 1993 (Reverted)	(\$3,967)	\$6,071
B. Indirect Cost		
County School Office Admin Bal Fwd July 1, 1992	\$86,268	\$99,438
Federal Receipts for County Office Admin	\$45,599	\$34,379
Total Funds Available for Indirect Cost	\$131,867	\$133,817
Expenditures:		
Salaries and Benefits		\$25,000
Supplies and Expenses	\$13,199	\$17
Capital Outlay	\$8,369	\$10,862
Total Expenditures from Indirect Cost	\$21,567	\$35,879
Balance at June 30, 1993	\$110,299	\$97,938

II. COUNTY SCHOOL FUND

Balance Forward July 1, 1992	\$27	
Receipts (ARS 15-1000)		
Forest Reserve Funds	\$289,117	
Other	\$706	\$8,979
Transfers from Special County Reserve Fund		
Total Available	\$289,849	\$8,979
Total Expenditures		
Transfers Out	\$289,117	\$8,979
Total Expenditures and Transfers Out	\$289,117	\$8,979
Balance June 30, 1993	\$732	

III. SPEC COUNTY SCHOOL RESERVE FUND OPER

Balance Forward July 1, 1992	\$18,341	\$839,034
Appropriation by Board of Supervisors (ARS 15-1001)		\$110,000
State Aid for Transportation	\$201,020	\$69,216
District Service Program Fund (ARS 15-365.A)		\$102,161
Small District Service Program Fund (ARS 15-365.E)		\$4,522,052
Transfers In		
Other	\$480	
Total Available	\$219,841	\$5,642,463
Expenditures from:		
Pupil Transportation (ARS 15-1002)	\$219,209	\$91,838
\$10 / Month per Pupil Payments (ARS 15-826)		
Supp Paymnt: Maint 1 & 2 Room School Dist		
Small School Service Pgm (ARS 15-1002.A.7)		\$114,171
Other		\$4,391,498
Total Expenditures	\$219,209	\$4,597,507
Tsfrs to Accomm Schools from Spec. Receipts		
Transfers to County School Fund		
Total Expenditures and Transfers	\$219,209	\$4,597,507
Balance June 30, 1993	\$672	\$1,044,956

PINAL SANTA CRUZ County 11	SANTA CRUZ County 12	YAVAPAI County 13	YUMA County 14	LAPAZ County 15	TOTAL STATE
\$355,292	\$734,815	\$287,491	\$194,486	\$96,699	\$5,031,325
\$220,869	\$144,692	\$275,969	\$163,109	\$95,852	\$3,314,862
\$109,658	\$595,038	\$15,667	\$29,690	\$522	\$1,514,355
		\$533			\$29,621
\$330,527	\$739,730	\$292,169	\$192,799	\$96,374	\$4,858,838
\$24,765	(\$4,915)	(\$4,678)	\$1,687	\$325	\$172,487
\$24,587	\$4,326	\$37,608	\$1,254	\$8,588	\$399,342
\$34,885	\$6,223	\$15,172	\$21,557	\$6,780	\$252,559
\$59,472	\$10,549	\$52,780	\$22,811	\$15,368	\$651,901
			\$8,034		\$52,760
\$37,398	\$9,698	\$4,314	\$4,752	\$6,492	\$126,422
\$15,488		\$1,638	\$4,093		\$53,849
\$52,886	\$9,698	\$5,952	\$16,879	\$6,492	\$233,031
\$6,586	\$851	\$46,828	\$5,932	\$8,876	\$418,870
\$127,445	\$22,581				\$236,102
\$13,552					\$53,261
	\$57,234	\$198,084			\$639,558
\$28,495	\$1,418				\$159,553
\$38,495					\$85,705
\$207,987	\$81,233	\$198,084			\$1,174,179
\$149,600	\$55,211	\$198,084			\$572,087
	\$10				\$391,672
\$149,600	\$55,221	\$198,084			\$963,759
\$58,387	\$26,012	\$0			\$210,420
\$100,547				\$54,118	\$1,288,000
\$51,784					\$510,803
					\$1,007,016
\$344,995					\$102,161
					\$5,235,933
\$490				\$60,109	\$68,109
\$497,816				\$21,988	\$102,501
				\$136,215	\$8,314,523
\$13,899					\$1,063,418
					\$1,710
					\$0
\$366,086				\$12,357	\$681,761
					\$4,542,161
\$379,985				\$12,357	\$6,289,050
					\$335,000
\$38,402				\$89,258	\$174,870
\$418,387				\$101,615	\$6,798,920
\$79,429				\$34,600	\$1,515,603

FOOD SERVICES INFORMATION

	MEALS SERVED			VALUE OF DONATED COMMODITIES	FOOD SERVICES EXPENDITURES FUNDS 000 & 410	
	BREAKFASTS	LUNCHESES	TOTAL			
APACHE COUNTY						
01-02-01	ST JOHNS UNIFIED D	19,174	119,309	138,483	\$15,611.70	- - - - -
01-02-08	WINDOW ROCK UNIFIE	128,641	369,129	497,770	\$59,500.33	- - - - -
01-02-10	ROUND VALLEY UNIFI	27,474	109,138	136,612	\$22,410.70	\$72,000.00
01-02-18	SANDERS UNIFIED DI	92,660	142,205	234,865	\$24,834.31	- - - - -
01-02-20	GANADO UNIFIED DIS	94,370	267,840	362,210	\$43,101.91	- - - - -
01-02-24	CHINLE UNIFIED DIS	295,857	571,974	867,831	\$133,174.93	\$40,597.00
01-02-27	RED MESA UNIFIED D	86,801	108,807	195,608	\$16,971.00	- - - - -
01-03-06	CONCHO ELEMENTARY	9,794	19,877	29,671	\$3,820.87	- - - - -
01-03-07	ALPINE ELEMENTARY	- - - - -	- - - - -	- - - - -	- - - - -	- - - - -
01-03-09	VERNON ELEMENTARY	- - - - -	- - - - -	- - - - -	- - - - -	- - - - -
01-03-23	MENARY ELEMENTARY	6,146	12,678	18,824	\$2,462.13	\$19,259.00
APACHE COUNTY TOTALS		760,917	1,720,957	2,481,874	\$321,887.88	\$131,856.00
COCHISE COUNTY						
02-01-00	FT HUACHUCA ACCOMM	- - - - -	121,508	121,508	\$27,873.30	\$15,773.31
02-02-01	TOMBSTONE UNIFIED	21,265	81,454	102,719	\$13,296.29	\$41,077.00
02-02-02	BISBEE UNIFIED DIS	41,229	158,499	199,728	\$23,847.66	- - - - -
02-02-13	WILCOX UNIFIED DI	826	116,771	117,597	\$13,410.64	- - - - -
02-02-14	BOWIE UNIFIED DIST	- - - - -	- - - - -	- - - - -	- - - - -	- - - - -
02-02-18	SAN SIMON UNIFIED	- - - - -	15,987	15,987	\$2,417.27	\$39,546.00
02-02-21	ST DAVID UNIFIED D	- - - - -	54,394	54,394	\$8,552.13	\$8,125.00
02-02-27	DOUGLAS UNIFIED DI	168,982	447,742	616,724	\$57,888.57	- - - - -
02-02-68	SIERRA VISTA UNIFI	128,626	513,588	642,214	\$72,489.54	\$16,995.00
02-03-23	NACO ELEMENTARY DI	- - - - -	- - - - -	- - - - -	- - - - -	- - - - -
02-03-26	COCHISE ELEMENTARY	- - - - -	8,569	8,569	\$1,486.42	\$23,525.69
02-03-42	APACHE ELEMENTARY	- - - - -	- - - - -	- - - - -	- - - - -	- - - - -
02-03-45	DOUBLE ADOBE ELEME	- - - - -	- - - - -	- - - - -	- - - - -	- - - - -
02-03-49	PALOMINAS ELEMENTA	- - - - -	- - - - -	- - - - -	- - - - -	- - - - -
02-03-55	MC NEAL ELEMENTARY	- - - - -	- - - - -	- - - - -	- - - - -	- - - - -
02-03-66	RUCKER ELEMENTARY	- - - - -	- - - - -	- - - - -	- - - - -	- - - - -
02-03-81	FORREST ELEMENTARY	- - - - -	- - - - -	- - - - -	- - - - -	- - - - -
02-04-09	BENSON ELEMENTARY	- - - - -	87,871	87,871	\$14,955.38	\$68,011.00
02-04-12	ELFRIDA ELEMENTARY	- - - - -	- - - - -	- - - - -	- - - - -	\$18,294.00
02-04-22	PEARCE ELEMENTARY	- - - - -	16,005	16,005	\$3,014.80	\$11,456.03
02-04-53	ASH CREEK ELEMENTA	5,929	11,937	17,866	\$1,868.47	\$11,176.20
02-04-64	POMERENE ELEMENTAR	- - - - -	14,098	14,098	\$2,627.36	\$30,898.32
02-05-09	BENSON UNION HIGH	- - - - -	- - - - -	- - - - -	- - - - -	- - - - -
02-05-22	VALLEY UNION HIGH	20,835	43,394	64,229	\$8,294.13	\$23,123.69
COCHISE COUNTY TOTALS		387,692	1,691,817	2,079,509	\$252,021.96	\$308,001.24
COCONINO COUNTY						
03-02-01	FLAGSTAFF UNIFIED	173,411	806,872	980,336	\$180,686.41	\$45,691.00
03-02-02	WILLIAMS UNIFIED D	- - - - -	42,061	42,061	\$7,547.85	\$21,515.83
03-02-04	GRAND CANYON UNIFI	- - - - -	- - - - -	- - - - -	- - - - -	- - - - -
03-02-06	FREDONIA MOCCASIN	12,818	36,230	49,048	\$8,408.55	- - - - -
03-02-08	PAGE UNIFIED DISTR	122,375	337,722	460,097	\$6,169.98	\$9,930.00
03-02-15	TUBA CITY UNIFIED	63,801	250,159	313,960	\$37,744.75	\$80,685.00
03-03-05	CHEVELON BUTTE ELE	- - - - -	- - - - -	- - - - -	- - - - -	- - - - -
03-03-10	MAINE CONSOL ELEME	4,280	5,445	9,725	\$1,160.78	\$13,446.43
COCONINO COUNTY TOTALS		376,738	1,478,489	1,855,227	\$241,718.32	\$171,268.26

FOOD SERVICES INFORMATION

	MEALS SERVED			VALUE OF DONATED COMMODITIES	FOOD SERVICES EXPENDITURES FUNDS 000 & 410	
	BREAKFASTS	LUNCHES	TOTAL			
GILA COUNTY						
04-02-01	GLOBE UNIFIED SCHO	47,842	135,680	183,522	\$10,565.95	\$74,993.00
04-02-10	PAYSON UNIFIED DIS	53,775	179,977	233,752	\$30,850.13	- - - - -
04-02-20	SAN CARLOS UNIFIED	76,520	218,216	294,736	\$27,153.99	- - - - -
04-02-40	MIAMI UNIFIED DIST	28,853	157,195	186,048	\$21,653.36	\$9,827.00
04-02-41	HAYDEN-WINKLEMAN U	21,966	69,976	91,942	\$11,799.08	\$71,739.00
04-03-05	YOUNG ELEMENTARY D	- - - - -	6,765	6,765	\$1,518.69	\$19,134.00
04-03-12	PINE/STRAWBERRY EL	10,091	30,265	40,356	\$5,697.09	- - - - -
04-03-33	TONTO BASIN ELEMEN	- - - - -	- - - - -	- - - - -	- - - - -	- - - - -
GILA COUNTY TOTALS		239,047	798,074	1,037,121	\$109,238.29	\$175,693.00
GRAHAM COUNTY						
05-02-01	SAFFORD UNIFIED DI	68,459	234,720	303,179	\$31,225.17	\$26,237.00
05-02-04	THATCHER UNIFIED S	- - - - -	93,108	93,108	\$16,918.11	\$27,083.00
05-02-06	PIMA UNIFIED SCHOO	- - - - -	73,121	73,121	\$9,397.32	\$47,518.43
05-02-07	FT THOMAS UNIFIED	- - - - -	76,835	76,835	\$13,423.36	\$50,066.00
05-03-05	SOLOMONVILLE ELEME	9,234	29,310	38,544	\$4,395.63	\$19,902.00
05-03-09	KLONDYKE ELEMENTAR	- - - - -	- - - - -	- - - - -	- - - - -	- - - - -
05-03-16	BONITA ELEMENTARY	- - - - -	- - - - -	- - - - -	- - - - -	- - - - -
GRAHAM COUNTY TOTALS		77,693	507,094	584,787	\$75,359.59	\$170,806.43
GREENLEE COUNTY						
06-01-99	GREENLEE COUNTY AC	- - - - -	- - - - -	- - - - -	- - - - -	- - - - -
06-02-02	DUNCAN UNIFIED DIS	- - - - -	68,513	68,513	\$12,027.24	\$61,965.46
06-02-03	CLIFTON UNIFIED DI	10,710	45,916	56,626	\$8,610.20	\$33,389.00
06-02-18	MORENCI UNIFIED DI	- - - - -	- - - - -	- - - - -	- - - - -	- - - - -
06-03-22	BLUE ELEMENTARY DI	- - - - -	- - - - -	- - - - -	- - - - -	- - - - -
06-03-45	EAGLE ELEMENTARY D	- - - - -	- - - - -	- - - - -	- - - - -	- - - - -
GREENLEE COUNTY TOTALS		10,710	114,429	125,139	\$20,637.44	\$95,354.46
MARICOPA COUNTY						
07-01-00	WILLIAMS AFB ACCOM	- - - - -	22,969	22,969	\$7,089.63	- - - - -
07-01-77	SPECIAL ED ACCOM #	- - - - -	- - - - -	- - - - -	- - - - -	- - - - -
07-01-99	HORSE MESA ACCOM D	26,313	40,631	66,944	\$2,641.13	- - - - -
07-02-04	MESA UNIFIED SCHOO	756,344	4,976,728	5,733,072	\$807,727.16	\$385,598.00
07-02-09	WICKENBURG UNIFIED	32,724	123,641	156,365	\$20,709.63	- - - - -
07-02-11	PEORIA UNIFIED DIS	90,105	1,156,395	1,246,500	\$165,054.65	- - - - -
07-02-24	GILA BEND UNIFIED	22,106	75,733	97,839	\$10,083.25	\$10,016.00
07-02-41	GILBERT UNIFIED DI	90,086	821,252	911,338	\$120,573.44	\$34,404.00
07-02-48	SCOTTSDALE UNIFIED	94,145	973,536	1,067,681	\$154,490.76	- - - - -
07-02-69	PARADISE VALLEY UN	222,213	1,264,824	1,487,037	\$177,661.12	\$150,297.00
07-02-80	CHANDLER UNIFIED D	315,039	1,063,007	1,378,046	\$147,579.34	\$145,600.00
07-02-89	DYSART UNIFIED DIS	153,999	452,153	606,152	\$71,748.71	\$9,136.00
07-02-93	CAVE CREEK UNIFIED	9,686	118,979	128,665	\$20,682.00	\$2,873.00
07-02-95	QUEEN CREEK UNIFIE	24,174	46,361	120,535	\$16,691.59	- - - - -
07-02-97	DEER VALLEY UNIFIE	136,001	1,276,258	1,412,259	\$163,568.32	\$303,639.00
07-02-98	FOUNTAIN HILLS UNI	8,905	104,827	113,732	\$11,258.07	\$5,892.00
07-03-60	HIGLEY ELEMENTARY	- - - - -	25,465	25,465	\$4,876.25	\$8,672.00
07-03-63	AGUILA ELEMENTARY	2,399	4,973	7,372	\$1,980.40	- - - - -
07-03-71	SENTINEL ELEMENTAR	4,238	6,124	10,362	\$1,759.29	\$28,837.00
07-03-75	MORRISTOWN ELEMENT	4,724	10,501	15,225	\$4,309.24	\$15,479.84
07-03-81	NADABURG ELEMENTAR	17,164	49,948	67,112	\$11,475.93	\$3,145.00

FOOD SERVICES INFORMATION

	MEALS SERVED			VALUE OF DONATED COMMODITIES	FOOD SERVICES EXPENDITURES FUNDS 000 & 410	
	BREAKFASTS	LUNCHESES	TOTAL			
MARICOPA COUNTY (CONT.)						
07-03-86	MOBILE ELEMENTARY	2,815	2,841	5,656	\$749.29	- - - - -
07-03-90	RUTH FISHER ELEMEN	- - - - -	35,881	35,881	\$6,451.60	\$34,553.00
07-03-94	PALOMA ELEMENTARY	9,577	12,104	21,681	\$2,895.73	\$19,039.00
07-04-01	PHOENIX ELEMENTARY	635,209	1,266,162	1,901,371	\$152,583.65	- - - - -
07-04-02	RIVERSIDE ELEMENTA	18,027	30,714	48,741	\$6,598.35	\$32,297.00
07-04-03	TEMPE ELEMENTARY D	291,835	1,174,273	1,466,108	\$141,000.50	\$11,968.00
07-04-05	ISAAC ELEMENTARY D	296,097	903,337	1,199,434	\$178,905.83	- - - - -
07-04-06	WASHINGTON ELEMENT	703,515	2,670,738	3,374,253	\$136,243.93	- - - - -
07-04-07	WILSON ELEMENTARY	64,581	138,138	202,719	\$22,593.08	- - - - -
07-04-08	OSBORN ELEMENTARY	184,380	486,482	670,862	\$81,063.86	- - - - -
07-04-14	CREIGHTON ELEMENTA	222,986	684,769	907,755	\$66,381.61	- - - - -
07-04-17	TOLLESON ELEMENTAR	44,228	113,966	158,194	\$18,256.28	\$19,379.00
07-04-21	MURPHY ELEMENTARY	191,817	373,277	565,094	\$75,245.68	\$65,740.00
07-04-25	LIBERTY ELEMENTARY	36,037	103,188	139,225	\$16,071.96	- - - - -
07-04-28	KYRENE ELEMENTARY	54,807	847,849	902,656	\$105,309.48	\$16,478.00
07-04-31	BALSZ ELEMENTARY D	163,901	324,348	488,249	\$46,998.40	\$60,368.00
07-04-33	BUCKEYE ELEMENTARY	- - - - -	109,425	109,425	\$16,562.15	\$67,599.00
07-04-38	MADISON ELEMENTARY	87,084	409,912	496,996	\$64,722.59	\$38,584.00
07-04-40	GLENDALE ELEMENTAR	332,362	933,016	1,265,378	\$131,046.28	- - - - -
07-04-44	AVONDALE ELEMENTAR	126,109	321,075	447,184	\$46,888.02	\$100,612.00
07-04-45	FOWLER ELEMENTARY	63,309	176,614	239,923	\$29,331.28	\$25,112.00
07-04-47	ARLINGTON ELEMENTA	- - - - -	21,048	21,048	\$3,323.93	- - - - -
07-04-49	PALO VERDE ELEMENT	- - - - -	36,194	36,194	\$6,719.59	\$29,052.68
07-04-59	LAVEEN ELEMENTARY	67,144	233,340	300,484	\$36,353.63	- - - - -
07-04-62	UNION ELEMENTARY D	12,135	14,072	26,207	\$2,945.44	- - - - -
07-04-65	LITTLETON ELEMENTA	77,655	212,881	290,536	\$37,053.56	\$40,155.00
07-04-66	ROOSEVELT ELEMEN TA	595,264	1,535,188	2,130,452	\$265,695.89	\$179,619.00
07-04-68	ALHAMBRA ELEMENTAR	365,542	1,204,414	1,569,956	\$198,392.41	\$92,858.00
07-04-79	LITCHFIELD ELEMENT	27,522	93,095	120,617	\$13,166.29	- - - - -
07-04-83	CARTWRIGHT ELEMENT	480,533	1,704,648	2,185,181	\$207,323.08	\$313,940.00
07-04-92	PENDERGAST ELEMENT	75,735	534,722	610,457	\$87,761.92	\$83,762.86
07-05-01	BUCKEYE UNION HIGH	- - - - -	- - - - -	- - - - -	- - - - -	\$25,520.00
07-05-05	GLENDALE UNION HIG	- - - - -	- - - - -	- - - - -	- - - - -	\$237,601.00
07-05-10	PHOENIX UNION HIGH	153,518	830,077	983,595	\$147,493.73	\$11,237.00
07-05-13	TEMPE UNION HIGH S	24,342	87,219	111,561	\$19,499.22	\$160,272.00
07-05-14	TOLLESON UNION HIG	22,551	152,255	174,806	\$28,941.05	\$11,303.00
07-05-16	AGUA FRIA UNION HI	9,788	64,662	74,450	\$29,834.96	\$24,692.00
MARICOPA COUNTY TOTALS		7,450,770	30,506,229	37,956,999	\$4,352,364.16	\$2,805,330.38
MOHAVE COUNTY						
08-02-01	LAKE HAVASU UNIFIE	10,466	97,629	108,095	\$32,525.41	\$70,743.00
08-02-14	COLORADO CITY UNIF	- - - - -	- - - - -	- - - - -	- - - - -	\$4,758.00
08-04-03	HACKBERRY ELEMENTA	4,915	6,343	11,258	- - - - -	\$56,560.00
08-04-04	KINGMAN ELEMENTARY	- - - - -	408,854	408,854	\$60,038.00	\$27,956.00
08-04-06	OWENS ELEMENTARY D	2,463	5,994	8,457	\$1,427.06	- - - - -
08-04-08	PEACH SPRINGS ELEM	32,425	32,686	65,111	\$4,621.12	- - - - -
08-04-09	LITTLEFIELD ELEMEN	7,372	14,112	21,484	\$2,838.24	\$25,564.00
08-04-11	CHLORIDE ELEMENTAR	22,643	30,891	53,534	\$5,113.27	\$4,235.00
08-04-12	TOPOCK ELEMENTARY	- - - - -	- - - - -	- - - - -	- - - - -	- - - - -
08-04-13	YUCCA ELEMENTARY D	- - - - -	2,662	2,662	\$1,065.01	\$6,307.00
08-04-15	BULL HEAD CITY ELEM	- - - - -	258,912	258,912	\$47,848.79	- - - - -
08-04-16	MOHAVE VALLEY ELEM	41,010	179,316	220,326	\$22,734.53	- - - - -
08-04-22	VALENTINE ELEMENTA	- - - - -	- - - - -	- - - - -	- - - - -	- - - - -
08-05-02	COLORADO RIVER UNI	33,519	55,705	89,224	\$17,297.47	\$71.00
08-05-30	MOHAVE UNION HIGH	- - - - -	- - - - -	- - - - -	- - - - -	- - - - -
MOHAVE COUNTY TOTALS		154,813	1,093,104	1,247,917	\$195,508.90	\$196,194.00

FOOD SERVICES INFORMATION

	MEALS SERVED			VALUE OF DONATED COMMODITIES	FOOD SERVICES EXPENDITURES FUNDS 000 & 410
	BREAKFASTS	LUNCHES	TOTAL		
NAVAJO COUNTY					
09-02-01	WINSLOW UNIFIED DI	-	-	-	-
09-02-02	JOSEPH CITY UNIFIE	-	-	-	-
09-02-03	HOLBROOK UNIFIED D	38,481	158,514	196,995	\$24,655.23
09-02-04	PINON UNIFIED DIST	98,424	107,031	205,455	\$17,399.91
09-02-05	SNOWFLAKE UNIFIED	28,367	165,600	193,967	\$25,159.38
09-02-06	HEBER-OVERGAARD UN	10,298	41,294	51,592	\$7,820.48
09-02-10	SHOW LOW UNIFIED D	45,862	180,061	225,923	\$28,266.08
09-02-20	WHITERIVER UNIFIED	106,169	301,048	407,217	\$42,445.28
09-02-25	CEDAR UNIFIED DIST	108,832	114,207	223,039	\$15,615.32
09-02-27	KAYENTA UNIFIED DI	155,107	334,984	490,091	\$51,778.11
09-02-32	BLUE RIDGE UNIFIED	-	-	-	-
	NAVAJO COUNTY TOTALS	591,540	1,402,739	1,994,279	\$213,139.79
PIMA COUNTY					
10-01-00	ZIMMERMAN ACCOMMOD	-	-	-	-
10-01-99	PIMA SPECIAL PROGR	-	-	-	-
10-02-01	TUCSON UNIFIED DIS	1,206,844	5,014,228	6,221,072	\$621,120.76
10-02-06	MARANA UNIFIED DIS	106,697	522,629	629,326	\$84,402.32
10-02-08	FLOWING WELLS UNIF	92,838	432,774	525,612	\$15,321.97
10-02-10	AMPHITHEATER UNIFI	214,999	987,401	1,202,400	\$137,401.44
10-02-12	SUNNYSIDE UNIFIED	515,654	1,457,703	1,973,357	\$227,284.75
10-02-13	TANQUE VERDE UNIFI	16,552	92,148	108,700	\$12,344.09
10-02-15	AJO UNIFIED DISTRI	17,977	46,762	64,739	\$8,980.72
10-02-16	CATALINA FOOTHILLS	-	-	-	-
10-02-30	SAHUARITA UNIFIED	31,393	171,966	203,359	\$21,454.93
10-02-40	INDIAN OASIS-BABO	7,913	167,124	238,037	\$23,978.88
10-03-20	VAIL ELEMENTARY DI	-	80,212	80,212	\$9,380.81
10-03-35	SAN FERNANDO ELEME	-	-	-	-
10-03-37	EMPIRE ELEMENTARY	-	-	-	-
10-03-39	CONTINENTAL ELEMEN	-	30,904	30,904	\$4,642.85
10-03-44	REDINGTON ELEMENTA	-	-	-	-
10-03-51	ALTAR VALLEY ELEME	33,793	73,173	106,966	\$7,801.40
	PIMA COUNTY TOTALS	2,307,660	9,077,024	11,384,684	\$1,174,114.92
PINAL COUNTY					
11-01-00	MARY C O'BRIEN ACC	13,868	17,616	31,484	\$2,054.62
11-01-99	PINAL COUNTY SPEC	-	-	-	\$10,965.00
11-02-01	FLORENCE UNIFIED S	27,056	88,390	115,446	\$7,794.66
11-02-03	RAY UNIFIED DISTRI	19,042	70,809	89,851	\$11,464.49
11-02-08	MAMMOTH-SAN MANUEL	80,689	160,795	241,484	\$30,330.62
11-02-15	SUPERIOR UNIFIED D	21,247	55,966	77,213	\$12,852.98
11-02-20	MARICOPA UNIFIED S	33,163	92,862	126,025	\$13,458.98
11-02-21	COOLIDGE UNIFIED D	88,964	256,680	345,644	\$41,113.79
11-02-43	APACHE JUNCTION UN	76,435	356,270	432,705	\$59,285.61
11-03-02	ORACLE ELEMENTARY	17,497	52,588	70,085	\$7,569.97
11-03-44	J O COMBS ELEMENTA	6,971	27,960	34,931	\$6,567.78
11-04-04	CASA GRANDE ELEMEN	155,200	472,113	627,313	\$80,560.53
11-04-05	RED ROCK ELEMENTAR	-	8,980	8,980	\$1,258.06
11-04-11	ELOY ELEMENTARY DI	81,139	207,759	288,898	\$31,064.45
11-04-18	SACATON ELEMENTARY	45,164	116,574	161,738	\$15,920.37
11-04-22	TOLTEC ELEMENTARY	29,592	73,064	102,656	\$13,370.66
11-04-24	STANFIELD ELEMENTA	45,152	86,481	131,633	\$15,475.68
11-04-33	PICACHO ELEMENTARY	19,370	29,828	49,198	\$7,896.15
11-05-02	CASA GRANDE UNION	14,932	31,986	46,918	\$19,786.40

FOOD SERVICES INFORMATION

	MEALS SERVED			VALUE OF DONATED COMMODITIES	FOOD SERVICES EXPENDITURES FUNDS 000 & 410
	BREAKFASTS	LUNCHES	TOTAL		
PINAL COUNTY (CONT.)					
11-05-40 SANTA CRUZ VLY UN	33,374	53,152	86,526	\$32,460.43	\$48,440.00
PINAL COUNTY TOTALS	808,855	2,259,873	3,068,728	\$410,286.23	\$375,872.12
SANTA CRUZ COUNTY					
12-02-01 NOGALES UNIFIED DI	147,217	585,781	732,998	\$92,042.02	\$127,436.00
12-02-35 SANTA CRUZ VLY UNI	52,567	138,922	191,489	\$21,998.55	-
12-03-28 SANTA CRUZ ELEMENT	-	1,582	1,582	-	-
12-04-06 PATAGONIA ELEMENTA	3,858	38,351	42,209	\$8,178.98	-
12-04-25 SONOITA ELEMENTARY	-	-	-	-	-
12-05-20 PATAGONIA UNION HI	-	-	-	-	-
SANTA CRUZ COUNTY TOTALS	203,642	764,636	968,278	\$122,219.55	\$127,436.00
YAVAPAI COUNTY					
13-02-01 PRESCOTT UNIFIED D	29,640	291,145	320,785	\$54,123.16	\$7,488.00
13-02-09 SEDONA OAK CREEK U	-	-	-	-	-
13-02-20 BAGDAD UNIFIED DIS	-	-	-	-	-
13-02-22 HUMBOLDT UNIFIED D	-	302,598	302,598	\$46,152.09	\$113,307.00
13-02-28 CAMP VERDE UNIFIED	38,700	111,580	150,280	\$21,059.66	\$1,321.00
13-02-31 ASH FORK UNIFIED D	7,662	15,592	23,254	\$2,413.06	\$25,279.00
13-02-40 SELIGMAN UNIFIED D	-	-	-	-	-
13-02-43 MAYER UNIFIED DIST	20,633	48,991	69,624	\$6,196.63	\$4,960.00
13-02-51 CHINO VALLEY UNIFI	26,334	139,164	165,498	\$20,329.44	\$6,720.00
13-03-02 WILLIAMSON VLY ELE	-	-	-	-	-
13-03-07 WALNUT GROVE ELEME	-	-	-	-	-
13-03-14 CHAMPIE ELEMENTARY	-	-	-	-	-
13-03-15 SKULL VALLEY ELEME	-	4,344	4,344	\$974.32	\$18,162.00
13-03-17 CONGRESS ELEMENTAR	-	-	-	-	-
13-03-23 KIRKLAND ELEMENTAR	-	6,847	6,847	\$1,520.84	\$13,837.00
13-03-26 BEAVER CREEK ELEME	2,262	-	2,262	-	-
13-03-35 HILLSIDE ELEMENTAR	-	-	-	-	-
13-03-41 CROWN KING ELEMENT	-	-	-	-	-
13-03-50 CANON ELEMENTARY D	12,894	25,566	38,460	\$4,847.49	\$5,286.00
13-03-52 YARNELL ELEMENTARY	-	-	-	-	\$169.00
13-04-03 CLARKDALE-JEROME E	13,637	37,909	51,546	\$1,265.74	\$16,463.33
13-04-06 COTTONWOOD-OAK CRE	36,105	265,097	301,202	\$29,560.22	\$15,617.70
13-05-04 MINGUS UNION HIGH	-	-	-	-	\$5,800.00
YAVAPAI COUNTY TOTALS	187,867	1,248,833	1,436,700	\$188,442.65	\$234,409.53
YUMA COUNTY					
14-04-01 YUMA ELEMENTARY DI	381,508	1,114,247	1,495,755	\$141,909.83	-
14-04-11 SOMERTON ELEMENTAR	66,481	271,616	338,097	\$35,833.72	-
14-04-13 CRANE ELEMENTARY D	130,348	557,913	688,261	\$77,762.71	-
14-04-16 HYDER ELEMENTARY D	28,675	43,522	72,197	\$5,483.46	\$59,709.00
14-04-17 MOHAWK VALLEY ELEM	12,473	24,977	37,450	\$6,503.56	\$45,997.00
14-04-24 WELLTOW ELEMENTARY	33,056	75,028	108,084	\$7,414.45	-
14-04-32 GADSDEN ELEMENTARY	181,020	258,428	439,448	\$44,843.68	\$36,096.00
14-05-50 ANTELOPE UNION HIG	-	36,780	36,780	\$5,115.86	\$57,367.00
14-05-70 YUMA UNION HIGH SC	-	312,657	312,657	\$49,461.45	\$35,792.00
YUMA COUNTY TOTALS	833,561	2,695,168	3,528,729	\$374,328.72	\$234,961.00

FOOD SERVICES INFORMATION

	MEALS SERVED			VALUE OF DONATED COMMODITIES	FOOD SERVICES EXPENDITURES FUNDS 000 & 410	
	BREAKFASTS	LUNCHES	TOTAL			
LA PAZ COUNTY						
15-02-27	PARKER UNIFIED SCH	67,067	231,824	298,891	\$33,926.47	\$5,003.00
15-04-04	QUARTZSITE ELEMENT	14,674	30,340	45,014	\$6,778.41	- - - - -
15-04-19	WENDEN ELEMENTARY	9,327	10,649	19,976	\$1,967.19	\$27,032.00
15-04-26	BOUSE ELEMENTARY D	8,104	9,129	17,233	\$1,021.63	\$18,904.43
15-04-30	SALOME CONSOLIDATE	10,822	19,966	30,788	\$3,257.71	\$56,663.40
15-05-76	BICENTENNIAL UNION	- - - -	18,821	18,821	\$3,064.16	\$30,493.00
LA PAZ COUNTY TOTALS		109,994	320,729	430,723	\$50,015.57	\$138,095.83
STATE TOTALS		14,501,499	55,679,195	70,180,694	\$8,101,283.97	\$6,033,742.25

SECTION II

ARIZONA SCHOOL DISTRICT, COUNTY, AND STATE SUMMARY OF FINANCIAL DATA

The following definitions and explanatory comments are intended to assist in interpreting the data shown for each school district.

FINANCIAL INFORMATION

1. **FINANCIAL DATA SUMMARY:** Provides aggregate information of Fund Balances, Revenues, Transfers, Budgets, and Expenditures. Note: The Maintenance and Operation, Capital Outlay and Adjacent Ways beginning fund balances may differ from the prior year ending fund balances due to the cash balance and growth rate reversions.
 - a. **Maintenance and Operation:** Includes Fund 000 Administration, Instruction, Instruction Support, and Operations for Regular Programs, Special Programs, Pupil Transportation, Desegregation, Overrides and Dropout Prevention.
 - b. **Capital Outlay:** Includes Fund 410 capital expenditures in the current year from the accumulated capital outlay reserve, Desegregation and Overrides.
 - c. **Adjacent Ways:** Includes Fund 430 relating to the improvement of public streets, alleys, etc., which are adjacent to school property.
 - d. **Debt Service:** Includes Fund 500 payment of interest and principal on general obligation debts.
 - e. **School Plant:** Includes Funds 006 and 007 which are the proceeds from sale and lease of district property. These expenditures could be for maintenance and operation or capital outlay in the current year.
 - f. **Federal Projects:** Includes all federally funded categorical grant programs.
 - g. **State Projects:** Includes all state funded categorical grant programs.
 - h. **Food Services:** Includes Fund 710 which is the total revenues and expenditures for food services. The generated receipts for sale of meals have not been subtracted to produce a net food service cost.
 - i. **Auxiliary Operations:** Includes Fund 740 operation of a bookstore and activities relating to athletics.
 - j. **Unemployment Insurance:** Includes Fund 960 used by some districts for contributions and payments dealing with unemployment insurance. The interest earned on this fund makes it self-supporting in most cases. Deposits to this fund may be transfers from other funds.
 - k. **Other:** Includes special funds as follows: School Plant Special Construction, Gifts and Donations (Capital), Condemnation, Housing Facilities, Other Projects (Capital), Civic Center, Community School, Gifts and Donations, Vocational and Technical Education Projects, Fingerprint, Insurance Proceeds, Textbooks, Litigation Recovery, Teacherage, Insurance Refund, and Self-Insurance.

NOT INCLUDED ABOVE: The following three items have been excluded from the total because they are considered a duplicate expenditure.

- l. Bond Building: Includes Fund 440 for purchase of sites, construction, furniture and apparatus, and improving school grounds.
 - m. Intergovernmental Agreements: Includes Fund 930 used by the fiscal agent to account for monies under intergovernmental agreements. This money is expended on behalf of all participating districts or agencies.
 - n. Indirect Costs: Includes Fund 950 for the administrative costs related to federal programs.
2. REVENUES RECEIVED BY SOURCE: Provides a breakdown of revenues available by source for Maintenance and Operation, Capital Outlay, Adjacent Ways, Debt Service and Other Funds. The Other Funds include School Plant Funds under Local, State Projects under State and Federal Projects under Federal. Although the Revenues included in the "Other" category above (Section 1.k.) are generally local, they were not included in the analysis by source.
 3. SPECIAL EDUCATION PROGRAMS EXPENDITURES BY TYPE: Provides a detail of total expenditures for special education by handicapped category and other special programs within Subfunds 002 and 011. These are included in the Maintenance and Operation Fund total.
 4. GIFTED PROGRAMS: Enrollment is reported by grade level as a duplicate count. Expenditures for all gifted programs reported by K-8 and 9-12 grade levels.

MISCELLANEOUS DATA

1. Bonds Outstanding as of June 30, 1993.
2. Investment in General Fixed Assets as of June 30, 1993: Reported values of Land and Improvements, Building and Improvements, Furniture, Equipment and Vehicles and Construction in Progress.
3. Tax Rates: Total tax rate levied against taxable property in the district on primary and secondary assessed valuation.

STATISTICAL INFORMATION

1. Average Daily Membership
 - a. State Aid ADM (resident): The average daily membership for the first 100 days in session of all the public school students residing in the district and students from unorganized territories that attend school in the district.
 - b. Attending ADM (resident): The average daily membership for the first 100 days in session for resident students that attend school in the district.
 - c. Attending ADM (non-resident): The average daily membership for the first 100 days in session for nonresident students that attend school in the district
 - d. Total Attending ADM. The resident and non-resident attending ADM combined.

2. Enrollment:

- a. Original Entries: Includes only students entering public school for the first time during the school year.
- b. Transfer Students: Includes only students transferring from one school district to another school district.
- c. Total Students Served: District and county total includes Original Entries and Transfer Students. Total Students Served on the State Totals includes only Original Entries.

3. Staffing Summary:

- a. Number of FTE's: Number of "Full-Time Equivalent" employees as reported on the School District Employee Report.
- b. Students per Staff: Average Daily Membership students attending school in the district, divided by the number of "Full-Time Equivalent" employees as reported on the School District Employee Report.

4. Teachers' Salaries: Total amount of salaries paid to teachers as reported by the district.

FINANCIAL DATA FUND DESCRIPTION	JULY 1, 1992			EXPENDITURES		JUNE 30, 1993
	FUND BALANCE	REVENUES	TRANSFERS	BUDGET	ACTUAL	BALANCE
MAINTENANCE & OPER	41,255	348,635	0	377,204	303,689	85,201
CAPITAL OUTLAY	(2,828)	30,981	0	24,111	19,528	8,625
ADJACENT WAYS	32	1	0	0	0	33
DEBT SERVICE	7,554	27,127	0	28,985	16,933	17,748
SCHOOL PLANT	0	0	0	0	0	0
FEDERAL PROJECTS	888	3,669	0	4,000	3,652	905
STATE PROJECTS	308	9	0	0	0	317
FOOD SERVICES	0	0	0	0	0	0
AUXILIARY OPERATIONS	0	0	0	0	0	0
UNEMPLOYMENT INSUR	0	0	0	0	0	0
OTHER	0	0	0	0	0	0
TOTAL	47,209	410,422	0	434,300	343,802	113,829
NOT INCLUDED ABOVE						
BOND BUILDING	84	(1)	0	0	0	83
INTRGVMNTL AGRMNTS	0	0	0	0	0	0
INDIRECT COSTS	0	0	0	0	0	0

Fiscal Year 1992 - 1993 Annual Report for the Arizona Department of Education

DESCRIPTION OF REVENUES RECEIVED BY SOURCE	LOCAL	COUNTY	STATE	FEDERAL	TOTAL REVENUES
MAINTENANCE & OPERATION	237,110	5,787	110,731	(21,982)	331,646
CAPITAL OUTLAY	23,869	206	6,906	0	30,981
ADJACENT WAYS	1	0	0	0	1
DEBT SERVICE	27,127	0	0	0	27,127
OTHER: SEE DESCRIPTION PAGE 35	0	0	9	3,669	3,678
TOTAL BY SOURCE	288,107	5,993	117,646	(18,313)	393,433
PERCENTAGE OF TOTAL REVENUES	73.20	1.50	29.90	4.70	100.00

SPECIAL EDUCATION PROGRAM EXPENDITURES - DESCRIPTION	BUDGET	ACTUAL
EDUCABLE MENTALLY	0	0
SERIOUSLY EMOTIONALLY	0	0
SERIOUSLY EMOT - PRIVATE	0	0
HEARING	0	0
OTHER HEALTH IMPAIRED	0	0
MULTIPLE DISABILITIES	0	0
MULTIPLE (SSI)	0	1,629
PHYSICALLY	0	0
LEARNING DISABLED	3,000	0
SPEECH / LANGUAGE	0	0
TRAINABLE MENTALLY	0	0
VISUALLY	0	0
PRESCHOOL MOD DEV DELAY	0	0
PRESCHOOL SEV DEV DELAY	0	0
-SUBTOTAL	5,000	4,074
GIFTED PROGRAMS	0	0
BILINGUAL ED	0	0
REMEDIATION ED	0	0
VOCATIONAL & TECH ED	0	0
CAREER ED	0	0
- SUBTOTAL	0	0
TOTAL (INCL IN MAINT & OPER)	5,000	4,074

DUPLICATED COUNTS FOR GIFTED PROG			
KDG	0	9	0
1	0	10	0
2	0	11	0
3	0	12	0
4	0	SUBTOTAL	0
5	0	KDG - 12	0
6	0	ACTUAL EXPENDITURES	0
7	0	K - 8	0
8	0	9 - 12	0
SUBTOTAL	0	TOTAL	0

MISCELLANEOUS DATA as of 6/30/93	
BONDS OUTSTANDING	90,000
LAND & IMPROVEMENTS	1,013
BUILDING & IMPROVEMENTS	2,227
FURNITURE, EQUIP, VEHICLES	8,313
CONSTRUCTION IN PROGRESS	0
TAX RATES ASSESSED VALUATION	
-- PRIMARY	4,5179 5,68452
-- SECONDARY	4063 5,90003
-- S R P	0

AVERAGE DAILY MEMBERSHIP	STATE AID ADM (RESIDENT)	ATTENDING ADM (RESIDENT)	ATTENDING ADM (NON RES)	TOTAL ATTENDING ADM
1990 - 1991				
ELEMENTARY	39,940	39,940	0,000	39,940
HIGH SCHOOL	14,880	0,000	0,000	0,000
-- TOTAL	54,820	39,940	0,000	39,940
1991 - 1992				
ELEMENTARY	42,965	42,965	0,000	42,965
HIGH SCHOOL	13,600	0,000	0,000	0,000
-- TOTAL	56,565	42,965	0,000	42,965
1992 - 1993				
ELEMENTARY	39,448	19,805	2,000	41,805
HIGH SCHOOL	14,405	0,000	0,000	0,000
-- TOTAL	53,853	19,805	2,000	41,805
ENROLLMENT				
1992 - 1993				
ORIGINAL ENTRIES				37
TRANSFER STUDENTS				12
TOTAL STUDENTS SERVED				49

STAFFING SUMMARY	NUMBER OF FTE'S	STUDENTS PER STAFF PERSON
CERTIFIED ---		
ADMINS	0	0.00
TEACHERS	2	20.90
OTHER	0	0.00
SUBTOTAL	2	20.90
CLASSIFIED ---		
MANAGERS	2	20.90
TEACH AIDS	4	10.50
OTHER	1	41.80
SUBTOTAL	7	6.00
TOTAL STAFF	9	4.60
TEACHER SALARIES		57,829



FINANCIAL DATA FUND DESCRIPTION	JULY 1, 1992			EXPENDITURES		JUNE 30, 1993 BALANCE
	FUND BALANCE	REVENUES	TRANSFERS	BUDGET	ACTUAL	
MAINTENANCE & OPER	3,603,668	20,038,677	0	19,865,314	19,308,451	4,333,894
CAPITAL OUTLAY	(1,248,235)	5,531,720	0	5,175,325	2,629,293	1,654,192
ADJACENT WAYS	0	0	0	0	0	0
DEBT SERVICE	12,018	34,201	0	25,000	13,537	32,682
SCHOOL PLANT	174,980	9,585	0	0	0	184,545
FEDERAL PROJECTS	725,692	3,899,511	(211,947)	4,165,000	4,144,492	268,764
STATE PROJECTS	40,726	214,684	(12,189)	369,000	203,345	39,878
FOOD SERVICES	1,415	1,523,552	0	1,500,000	1,512,571	12,398
AUXILIARY OPERATIONS	41,661	125,675	0	150,000	114,068	53,268
UNEMPLOYMENT INSUR	0	0	0	125,000	0	0
OTHER	799,668	487,487	0	2,875,000	751,048	536,307
TOTAL	4,151,793	31,865,072	(224,136)	34,249,639	28,676,806	7,115,924
NOT INCLUDED ABOVE						
BOND BUILDING	0	0	0	150,000	0	0
INTRGVMNTL AGRMNTS	0	0	0	25,000	0	0
INDIRECT COSTS	200,750	238,638	0	450,000	327,549	111,837

Fiscal Year 1992 - 1993 Annual Report for the Arizona Department of Education

DESCRIPTION OF REVENUES RECEIVED BY SOURCE	LOCAL	COUNTY	STATE	FEDERAL	TOTAL REVENUES
MAINTENANCE & OPERATION	2,562,978	725,934	13,146,330	3,603,435	20,038,677
CAPITAL OUTLAY	793,532	46,276	691,912	4,000,000	5,531,720
ADJACENT WAYS	0	0	0	0	0
DEBT SERVICE	34,201	0	0	0	34,201
OTHER: SEE DESCRIPTION PAGE 35	9,565	0	214,684	3,899,511	4,123,760
TOTAL BY SOURCE	3,400,276	772,210	14,052,926	11,502,946	29,728,358
PERCENTAGE OF TOTAL REVENUES	11.40	2.60	47.30	38.70	100.00

SPECIAL EDUCATION PROGRAM EXPENDITURES - DESCRIPTION	BUDGET	ACTUAL
EDUCABLE MENTALLY	90,000	77,880
SERIOUSLY EMOTIONALLY	50,000	42,834
SERIOUSLY EMOT - PRIVATE	0	0
HEARING	0	11,682
OTHER HEALTH IMPAIRED	27,000	23,364
MULTIPLE DISABILITIES	27,000	19,470
MULTIPLE (SSI)	0	0
PHYSICALLY	0	0
LEARNING DISABLED	700,000	969,308
SPEECH / LANGUAGE	105,500	124,608
TRAINABLE MENTALLY	313,500	42,834
VISUALLY	27,000	0
PRESCHOOL MOD DEV DELAY	0	11,682
PRESCHOOL SEV DEV DELAY	0	3,746
-SUBTOTAL	1,465,000	1,343,282
GIFTED PROGRAMS	95,000	108,236
BILINGUAL ED	0	0
REMEDIAL ED	0	0
VOCATIONAL & TECH ED	443,092	543,471
CAREER ED	0	0
- SUBTOTAL	538,092	651,707
TOTAL (INCL IN MAINT & OPER)	2,003,092	1,994,989

DUPLICATED COUNTS FOR GIFTED PROG			
KDG	0	9	18
1	0	10	12
2	0	11	9
3	0	12	3
4	28		42
5	54		260
6	36		
7	37		
8	65		
SUBTOTAL	218	TOTAL	108,236

MISCELLANEOUS DATA as of 6/30/93	
BONDS OUTSTANDING	0
LAND & IMPROVEMENTS	235,745
BUILDING & IMPROVEMENTS	879,615
FURNITURE, EQUIP, VEHICLES	3,747,592
CONSTRUCTION IN PROGRESS	0
TAX RATES	ASSESSED VALUATION
-- PRIMARY 0.0000	3,943,418
-- SECONDARY 0.0000	3,945,739
-- S.R.P.	0

AVERAGE DAILY MEMBERSHIP	STATE AID ADM (RESIDENT)	ATTENDING ADM (RESIDENT)	ATTENDING ADM (NON RES)	TOTAL ATTENDING ADM
1990 - 1991				
ELEMENTARY	2,863,875	2,863,875	0,000	2,863,875
HIGH SCHOOL	1,072,380	1,072,380	22,310	1,094,690
-- TOTAL	3,738,255	3,738,255	22,310	3,768,565
1991 - 1992				
ELEMENTARY	2,837,205	2,837,205	0,000	2,837,205
HIGH SCHOOL	1,160,200	1,160,200	21,210	1,181,410
-- TOTAL	3,997,405	3,997,405	21,210	4,018,615
1992 - 1993				
ELEMENTARY	2,908,850	2,908,530	0,000	2,908,530
HIGH SCHOOL	1,106,979	1,126,960	104,250	1,231,210
-- TOTAL	4,015,829	4,035,490	104,250	4,139,740
ENROLLMENT 1992 - 1993				
ORIGINAL ENTRIES				4,540
TRANSFER STUDENTS				274
TOTAL STUDENTS SERVED				4,814

STAFFING SUMMARY	NUMBER OF FTE'S	STU STA	NTS PER PERSON
CERTIFIED ---			
ADMNS	24		172.50
TEACHERS	251		16.50
OTHER	25		165.60
SUBTOTAL	300		13.80
CLASSIFIED ---			
MANAGERS	9		460.00
TEACH AIDS	77		53.80
OTHER	233		17.80
SUBTOTAL	319		13.00
TOTAL STAFF	619		6.70
TEACHER SALARIES		7,865,531	



FINANCIAL DATA FUND DESCRIPTION	JULY 1, 1992			EXPENDITURES		JUNE 30, 1993 BALANCE
	FUND BALANCE	REVENUES	TRANSFERS	BUDGET	ACTUAL	
MAINTENANCE & OPER	10,244	1,167,195	0	1,129,811	1,118,734	58,705
CAPITAL OUTLAY	54,700	76,873	0	109,397	82,670	48,903
ADJACENT WAYS	6	0	0	0	0	6
DEBT SERVICE	274,909	196,606	0	213,750	374,853	96,662
SCHOOL PLANT	19,709	1,517	0	0	0	21,226
FEDERAL PROJECTS	5,324	31,496	0	28,435	34,216	2,604
STATE PROJECTS	1,071	2,100	0	5,050	1,968	1,203
FOOD SERVICES	19,753	39,576	0	48,000	48,507	10,827
AUXILIARY OPERATIONS	5	149	0	300	100	54
UNEMPLOYMENT INSUR	0	0	0	0	0	0
OTHER	4,019	2,426	0	2,000	3,372	3,073
TOTAL	389,740	1,817,938	0	1,834,643	1,884,420	243,258
NOT INCLUDED ABOVE						
BOND BUILDING	0	0	0	0	0	0
INTRGVMNTL AGRMNTS	0	0	0	0	0	0
INDIRECT COSTS	0	0	0	0	0	0

Fiscal Year 1992 - 1993 Annual Report for the Arizona Department of Education

DESCRIPTION OF REVENUES RECEIVED BY SOURCE	LOCAL	COUNTY	STATE	FEDERAL	TOTAL REVENUES
MAINTENANCE & OPERATION	660,118	25,684	480,314	(22,293)	1,143,823
CAPITAL OUTLAY	54,256	1,220	21,397	0	76,873
ADJACENT WAYS	0	0	0	0	0
DEBT SERVICE	196,606	0	0	0	196,606
OTHER: SEE DESCRIPTION PAGE 35	1,517	0	2,100	31,496	35,113
TOTAL BY SOURCE	912,497	26,904	503,811	9,203	1,452,415
PERCENTAGE OF TOTAL REVENUES	62.80	1.90	34.70	0.60	100.00

SPECIAL EDUCATION PROGRAM EXPENDITURES - DESCRIPTION	BUDGET	ACTUAL
EDUCABLE MENTALLY	5,000	3,632
SERIOUSLY EMOTIONALLY	0	5,448
SERIOUSLY EMOT - PRIVATE	0	0
HEARING	0	0
OTHER HEALTH IMPAIRED	0	0
MULTIPLE DISABILITIES	0	0
MULTIPLE (SSI)	10,000	7,264
PHYSICALLY	0	0
LEARNING DISABLED	54,829	45,394
SPEECH / LANGUAGE	0	0
TRAINABLE MENTALLY	0	0
VISUALLY	0	0
PRESCHOOL MOD DEV DELAY	0	0
PRESCHOOL SEV DEV DELAY	0	0
-SUBTOTAL	69,829	61,738
GIFTED PROGRAMS	0	0
BILINGUAL ED	0	0
REMEDIAL ED	0	0
VOCATIONAL & TECH ED	0	0
CAREER ED	0	0
- SUBTOTAL	0	0
TOTAL (INCL IN MAINT & OPER)	69,829	61,738

DUPLICATED COUNTS FOR GIFTED PROG			
KDG	0	9	0
1	1	10	0
2	0	11	0
3	1	12	0
4	0	SUBTOTAL	0
5	1	KDG - 12	6
6	2	ACTUAL EXPENDITURES	
7	1	K - 8	2,156
8	0	9 - 12	0
SUBTOTAL	6	TOTAL	2,156

MISCELLANEOUS DATA as of 6/30/93	
BONDS OUTSTANDING	865,000
LAND & IMPROVEMENTS	225,584
BUILDING & IMPROVEMENTS	1,459,947
FURNITURE, EQUIP, VEHICLES	406,470
CONSTRUCTION IN PROGRESS	7,000
TAX RATES	ASSESSED VALUATION
-- PRIMARY 3.8739	13,852,455
-- SECONDARY 1.1031	14,517,584
-- S R P	1,740,337

AVERAGE DAILY MEMBERSHIP	STATE AID ADM (RESIDENT)	ATTENDING ADM (RESIDENT)	ATTENDING ADM (NON RES)	TOTAL ATTENDING ADM
1990 - 1991				
ELEMENTARY	165,466	166,975	0,000	166,975
HIGH SCHOOL	52,417	0,000	0,000	0,000
-- TOTAL	217,883	166,975	0,000	166,975
1991 - 1992				
ELEMENTARY	68,980	171,065	0,000	171,065
HIGH SCHOOL	54,858	0,000	0,000	0,000
-- TOTAL	223,838	171,065	0,000	171,065
1992 - 1993				
ELEMENTARY	163,310	160,310	0,000	160,310
HIGH SCHOOL	58,480	0,000	0,000	0,000
-- TOTAL	221,790	160,310	0,000	160,310
ENROLLMENT 1992 - 1993				
	ORIGINAL ENTRIES			188
	TRANSFER STUDENTS			11
	TOTAL STUDENTS SERVED			199

STAFFING SUMMARY	NUMBER OF FTE'S	STUDENTS PER STAFF PERSON
CERTIFIED ---		
ADMINS	1	160.30
TEACHERS	12	13.40
OTHER	0	0.00
SUBTOTAL	13	12.30
CLASSIFIED ---		
MANAGERS	3	53.40
TEACH AIDS	5	32.10
OTHER	6	26.70
SUBTOTAL	14	11.50
TOTAL STAFF	27	5.90
TEACHER SALARIES		354,203



FINANCIAL DATA FUND DESCRIPTION	JULY 1, 1992			EXPENDITURES		JUNE 30, 1993
	FUND BALANCE	REVENUES	TRANSFERS	BUDGET	ACTUAL	BALANCE
MAINTENANCE & OPER	(5,958)	10,302,071	0	9,448,073	9,148,119	1,147,994
CAPITAL OUTLAY	10,397	1,411,888	5,000,000	6,506,838	6,004,497	417,788
ADJACENT WAYS	(9,833)	(156)	0	0	0	(9,989)
DEBT SERVICE	269,821	609,640	0	555,671	0	879,481
SCHOOL PLANT	38,938	4,004	0	0	97	42,845
FEDERAL PROJECTS	113,885	1,583,457	0	2,359,033	1,536,292	161,050
STATE PROJECTS	83,194	403,527	0	425,000	388,738	99,983
FOOD SERVICES	182,774	597,875	0	440,000	629,545	130,904
AUXILIARY OPERATIONS	0	0	0	40,000	0	0
UNEMPLOYMENT INSUR	29,134	1,110	0	10,000	0	30,244
OTHER	7,047,823	466,509	(5,000,000)	2,489,459	903,086	1,611,046
TOTAL	7,739,876	16,378,723	0	22,274,074	18,608,374	4,611,324
NOT INCLUDED ABOVE						
BOND BUILDING	1,197,839	2,425,000	0	3,531,000	833,810	2,689,329
INTRGVMNTL AGRMNTS	0	0	0	0	0	0
INDIRECT COSTS	1,127	51	0	40,000	0	1,178

Fiscal Year 1992 - 1993 Annual Report for the Arizona Department of Education

DESCRIPTION OF REVENUES RECEIVED BY SOURCE	LOCAL	COUNTY	STATE	FEDERAL	TOTAL REVENUES
MAINTENANCE & OPERATION	672,837	310,930	5,869,825	3,269,358	10,122,950
CAPITAL OUTLAY	754,442	18,167	308,938	330,339	1,411,886
ADJACENT WAYS	(156)	0	0	0	(156)
DEBT SERVICE	609,640	0	0	0	609,640
OTHER: SEE DESCRIPTION PAGE 35	4,004	0	403,527	1,583,457	1,990,988
TOTAL BY SOURCE	2,040,767	329,097	6,582,290	5,183,164	14,136,308
PERCENTAGE OF TOTAL REVENUES	14.40	2.30	46.60	36.70	100.00

SPECIAL EDUCATION PROGRAM EXPENDITURES - DESCRIPTION	BUDGET	ACTUAL
EDUCABLE MENTALLY	124,471	14,675
SERIOUSLY EMOTIONALLY	16,564	14,675
SERIOUSLY EMOT - PRIVATE	0	0
HEARING	16,564	0
OTHER HEALTH IMPAIRED	0	0
MULTIPLE DISABILITIES	28,127	22,012
MULTIPLE (SSI)	0	7,337
PHYSICALLY	0	0
LEARNING DISABLED	394,979	462,247
SPEECH / LANGUAGE	55,683	154,082
TRAINABLE MENTALLY	118,809	7,337
VISUALLY	39,690	14,675
PRESCHOOL MOD DEV DELAY	0	14,675
PRESCHOOL SEV DEV DELAY	0	0
-SUBTOTAL	847,142	733,727
GIFTED PROGRAMS	32,275	13,424
BILINGUAL ED	50,000	34,981
REMEDIATION ED	0	0
VOCATIONAL & TECH ED	155,000	152,794
CAREER ED	20,999	19,999
- SUBTOTAL	268,274	221,198
TOTAL (INCL IN MAINT & OPER)	1,105,416	954,925

DUPLICATED COUNTS FOR GIFTED PROG			
KDG	0	9	100
1	0	10	0
2	40	11	10
3	32	12	22
4	28	SUBTOTAL 132	
5	32	KDG - 12 468	
6	64	ACTUAL EXPENDITURES	
7	70	K - 8 38,444	
8	70	9 - 12 6,083	
SUBTOTAL	336	TOTAL	44,527

MISCELLANEOUS DATA as of 6/30/93	
BONDS OUTSTANDING	3,440,000
LAND & IMPROVEMENTS	0
BUILDING & IMPROVEMENTS	0
FURNITURE, EQUIP, VEHICLES	0
CONSTRUCTION IN PROGRESS	0
TAX RATES	ASSESSED VALUATION
-- PRIMARY 0.0000	13,206,742
-- SECONDARY 4.1826	13,207,844
-- S.R.P.	0

AVERAGE DAILY MEMBERSHIP	STATE AID ADM (RESIDENT)	ATTENDING ADM (RESIDENT)	ATTENDING ADM (NON RES)	TOTAL ATTENDING ADM
1990 - 1991				
ELEMENTARY	1,299,720	1,294,720	0,000	1,294,720
HIGH SCHOOL	537,567	532,460	32,910	565,370
-- TOTAL	1,837,287	1,827,180	32,910	1,860,090
1991 - 1992				
ELEMENTARY	1,274,305	1,271,905	0,000	1,271,905
HIGH SCHOOL	558,652	566,800	52,130	618,930
-- TOTAL	1,832,957	1,838,706	62,130	1,890,836
1992 - 1993				
ELEMENTARY	1,282,145	1,278,145	0,000	1,278,145
HIGH SCHOOL	540,334	557,480	49,610	607,090
-- TOTAL	1,822,479	1,835,625	49,610	1,885,235
ENROLLMENT 1992 - 1993				
ORIGINAL ENTRIES				2,083
TRANSFER STUDENTS				60
TOTAL STUDENTS SERVED				2,143

STAFFING SUMMARY	NUMBER OF FTE'S	STUDENTS PER STAFF PERSON
CERTIFIED ---		
ADMINS	9	209.50
TEACHERS	25	15.10
OTHER	10	188.50
SUBTOTAL	44	13.10
CLASSIFIED ---		
MANAGERS	6	314.20
TEACH AID'S	5	33.70
OTHER	1	16.40
SUBTOTAL	17	10.70
TOTAL STAFF	321	5.90
TEACHER SALARIES		3,535,643



FINANCIAL DATA FUND DESCRIPTION	JULY 1, 1992			EXPENDITURES		JUNE 30, 1993
	FUND BALANCE	REVENUES	TRANSFERS	BUDGET	ACTUAL	BALANCE
MAINTENANCE & OPER	123,077	644,438	0	605,715	531,113	236,402
CAPITAL OUTLAY	42,187	25,621	0	34,586	21,668	46,120
ADJACENT WAYS	0	0	0	0	0	0
DEBT SERVICE	0	0	0	0	0	0
SCHOOL PLANT	14,319	772	0	12,400	0	15,091
FEDERAL PROJECTS	58,124	1,807	0	55,251	44,806	13,125
STATE PROJECTS	2,024	44	0	2,000	1,838	230
FOOD SERVICES	14,359	30,818	0	17,000	39,800	5,177
AUXILIARY OPERATIONS	0	0	0	0	0	0
UNEMPLOYMENT INSUR	0	0	0	0	0	0
OTHER	77,512	2,478	0	54,502	9,646	70,344
TOTAL	329,802	705,778	0	781,464	648,891	386,489
NOT INCLUDED ABOVE						
BOND BUILDING	0	0	0	0	0	0
INTRGVMNTL AGRMNTS	0	0	0	0	0	0
INDIRECT COSTS	0	0	0	0	0	0

Fiscal Year 1992 - 1993 Annual Report for the Arizona Department of Education

DESCRIPTION OF REVENUES RECEIVED BY SOURCE	LOCAL	COUNTY	STATE	FEDERAL	TOTAL REVENUES
MAINTENANCE & OPERATION	62,501	20,173	339,535	202,780	624,989
CAPITAL OUTLAY	4,847	1,288	19,486	0	25,621
ADJACENT WAYS	0	0	0	0	0
DEBT SERVICE	0	0	0	0	0
OTHER: SEE DESCRIPTION PAGE 35	772	0	44	1,807	2,623
TOTAL BY SOURCE	68,120	21,461	359,065	204,587	653,233
PERCENTAGE OF TOTAL REVENUES	10.40	3.30	55.00	31.30	100.00

SPECIAL EDUCATION PROGRAM EXPENDITURES - DESCRIPTION	BUDGET	ACTUAL
EDUCABLE MENTALLY	11,000	0
SERIOUSLY EMOTIONALLY	0	0
SERIOUSLY EMOT - PRIVATE	0	0
HEARING	5,500	0
OTHER HEALTH IMPAIRED	0	0
MULTIPLE DISABILITIES	0	0
MULTIPLE (SSI)	0	0
PHYSICALLY	0	0
LEARNING DISABLED	26,000	20,089
SPEECH / LANGUAGE	4,449	8,998
TRAINABLE MENTALLY	2,000	0
VISUALLY	0	0
PRESCHOOL MOD DEV DELAY	0	0
PRESCHOOL SEV DEV DELAY	0	0
-SUBTOTAL	61,949	35,087
GIFTED PROGRAMS	1,000	905
BILINGUAL ED	0	0
REMEDIAL ED	0	0
VOCATIONAL & TECH ED	0	0
CAREER ED	0	0
- SUBTOTAL	1,000	905
TOTAL (INCL IN MAINT & OPER)	62,949	35,992

DUPLICATED COUNTS FOR GIFTED PROG			
KIDG	0	9	0
1	1	10	0
2	0	11	0
3	1	12	0
4	2	SUBTOTAL	0
5	0	KDG - 12	4
6	0	ACTUAL EXPENDITURES	
7	0	K - 8	905
8	0	9 - 12	0
SUBTOTAL	4	TOTAL	905

MISCELLANEOUS DATA as of 6/30/93	
BONDS OUTSTANDING	0
LAND & IMPROVEMENTS	0
BUILDING & IMPROVEMENTS	0
FURNITURE, EQUIP, VEHICLES	0
CONSTRUCTION IN PROGRESS	0
TAX RATES	ASSESSED VALUATION
-- PRIMARY 0.0000	438,277
-- SECONDARY 0.0000	439,813
-- S R P	70,855

AVERAGE DAILY MEMBERSHIP	STATE AID ADM (RESIDENT)	ATTENDING ADM (RESIDENT)	ATTENDING ADM (NON RES)	TOTAL ATTENDING ADM
1980 - 1991				
ELEMENTARY	65,425	64,970	0,000	64,970
HIGH SCHOOL	9,270	0,000	0,000	0,000
-- TOTAL	74,695	64,970	0,000	64,970
1991 - 1992				
ELEMENTARY	76,700	76,700	0,000	76,700
HIGH SCHOOL	6,741	0,000	0,000	0,000
-- TOTAL	83,441	76,700	0,000	76,700
1992 - 1993				
ELEMENTARY	71,945	71,945	0,000	71,945
HIGH SCHOOL	14,290	0,000	0,000	0,000
-- TOTAL	86,235	71,945	0,000	71,945
ENROLLMENT 1992 - 1993				
	ORIGINAL ENTRIES			87
	TRANSFER STUDENTS			1
	TOTAL STUDENTS SERVED			88

STAFFING SUMMARY	NUMBER OF FTE'S	STUDENTS PER STAFF PERSON
CERTIFIED ---		
ADMINS	0	0.00
TEACHERS	8	9.00
OTHER	0	0.00
SUBTOTAL	8	9.00
UNASSIGNED ---		
MANAGERS	2	36.00
TEACH AIDS	7	10.30
OTHER	2	36.00
SUBTOTAL	11	6.50
TOTAL STAFF	19	7.80
TEACHER SALARIES		161,518



FINANCIAL DATA FUND DESCRIPTION	JULY 1, 1992			EXPENDITURES		JUNE 30, 1993
	FUND BALANCE	REVENUES	TRANSFERS	BUDGET	ACTUAL	BALANCE
MAINTENANCE & OPER	892,841	4,828,471	(112,775)	4,452,532	4,478,485	930,072
CAPITAL OUTLAY	559,031	760,529	0	631,607	629,062	690,498
ADJACENT WAYS	0	0	0	0	0	0
DEBT SERVICE	654,939	238,178	0	410,000	388,206	504,911
SCHOOL PLANT	0	0	0	0	0	0
FEDERAL PROJECTS	111,227	866,706	91,042	1,088,000	795,829	273,146
STATE PROJECTS	96,573	345,119	0	409,000	314,418	127,274
FOOD SERVICES	75,350	298,063	0	330,000	350,531	22,882
AUXILIARY OPERATIONS	1,479	4,658	0	50,000	5,243	894
UNEMPLOYMENT INCUR	0	0	0	0	0	0
OTHER	476,585	94,364	0	580,000	134,988	435,961
TOTAL	2,868,025	7,236,068	(21,733)	7,961,139	7,096,742	2,886,638
NOT INCLUDED ABOVE						
BOND BUILDING	0	0	0	0	0	0
INTRGVMNTL AGRMNTS	0	0	0	0	0	0
INDIRECT COSTS	89,881	25,949	0	75,000	44,280	72,350

Fiscal Year 1992 - 1993 Annual Report for the Arizona Department of Education

DESCRIPTION OF REVENUES RECEIVED BY SOURCE	LOCAL	COUNTY	STATE	FEDERAL	TOTAL REVENUES
MAINTENANCE & OPERATION	713,464	143,282	2,685,500	1,086,225	4,828,471
CAPITAL OUTLAY	85,057	31,452	344,020	300,000	760,529
ADJACENT WAYS	0	0	0	0	0
DEBT SERVICE	238,178	0	0	0	238,178
OTHER: SEE DESCRIPTION PAGE 35	0	0	345,119	866,706	1,211,825
TOTAL BY SOURCE	1,036,699	174,734	3,374,639	2,252,931	6,839,003
PERCENTAGE OF TOTAL REVENUES	15.20	2.60	49.30	32.90	100.00

SPECIAL EDUCATION PROGRAM EXPENDITURES - DESCRIPTION	BUDGET	ACTUAL
EDUCABLE MENTALLY	42,126	43,000
SERIOUSLY EMOTIONALLY	12,500	13,000
SERIOUSLY EMOT - PRIVATE	0	0
HEARING	0	0
OTHER HEALTH IMPAIRED	0	0
MULTIPLE DISABILITIES	5,500	15,000
MULTIPLE (SSI)	0	0
PHYSICALLY	0	0
LEARNING DISABLED	180,374	198,657
SPEECH / LANGUAGE	32,795	38,190
TRAINABLE MENTALLY	0	0
VISUALLY	0	0
PRESCHOOL MOD DEV DELAY	0	0
PRESCHOOL SEV DEV DELAY	0	0
-SUBTOTAL	273,296	307,847
GIFTED PROGRAMS	0	1,739
BILINGUAL ED	0	0
REMEDIAL ED	0	0
VOCATIONAL & TECH ED	240,000	232,249
CAREER ED	0	0
- SUBTOTAL	240,000	233,988
TOTAL (INCL IN MAINT & DPER)	513,296	541,835

DUPLICATED COUNTS FOR GIFTED PROG			
KDG	0	9	0
1	0	10	0
2	0	11	0
3	0	12	0
4	0	SUBTOTAL	0
5	0	KDG - 12	0
6	0	ACTUAL EXPENDITURES	
7	0	K - 8	1,739
8	0	9 - 12	0
SUBTOTAL	0	TOTAL	1,739

MISCELLANEOUS DATA as of 6/30/93	
BONDS OUTSTANDING	0
LAND & IMPROVEMENTS	91,602
BUILDING & IMPROVEMENTS	5,562,226
FURNITURE, EQUIP, VEHICLES	3,544,122
CONSTRUCTION IN PROGRESS	0
TAX RATES	ASSESSED VALUATION
-- PRIMARY 0.0000	3,205,181
-- SECONDARY 8.3557	3,205,463
-- S R P	0

AVERAGE DAILY MEMBERSHIP	STATE AID ADM (RESIDENT)	ATTENDING ADM (RESIDENT)	ATTENDING ADM (NON RES)	TOTAL ATTENDING ADM
1990 - 1991				
ELEMENTARY	428,378	437,215	0,000	437,215
HIGH SCHOOL	247,701	260,610	0,000	260,610
-- TOTAL	676,079	698,025	0,000	698,025
1991 - 1992				
ELEMENTARY	416,787	430,055	0,000	430,055
HIGH SCHOOL	254,177	268,460	0,000	268,460
-- TOTAL	670,964	698,515	0,000	698,515
1992 - 1993				
ELEMENTARY	410,310	416,670	0,000	416,670
HIGH SCHOOL	246,010	260,610	0,000	260,610
-- TOTAL	656,320	677,280	0,000	677,280
ENROLLMENT 1992 - 1993				
ORIGINAL ENTRIES				784
TRANSFER STUDENTS				69
TOTAL STUDENTS SERVED				853

STAFFING SUMMARY	NUMBER OF FTE'S	STUDENTS PER STAFF PERSON
CERTIFIED ---		
ADMINS	7	96.80
TEACHERS	58	1.70
OTHER	9	5.30
SUBTOTAL	74	9.20
CLASSIFIED ---		
MANAGERS	1	225.80
TEACH AIDS	14	48.40
OTHER	66	10.30
SUBTOTAL	81	8.20
TOTAL STAFF	157	4.30
TEACHER SALARIES		1,422,326



FINANCIAL DATA FUND DESCRIPTION	JULY 1, 1992			EXPENDITURES		JUNE 30, 1993
	FUND BALANCE	REVENUES	TRANSFERS	BUDGET	ACTUAL	BALANCE
MAINTENANCE & OPER	(189,780)	7,667,019	0	7,504,597	7,470,015	27,224
CAPITAL OUTLAY	13,727	344,690	0	351,126	328,922	29,495
ADJACENT WAYS	69,931	44,898	0	110,000	93,662	21,167
DEBT SERVICE	8,138,217	5,572,214	0	4,615,803	6,358,215	7,352,216
SCHOOL PLANT	50,575	2,458	0	46,000	0	53,033
FEDERAL PROJECTS	28,021	191,306	0	175,475	200,864	18,463
STATE PROJECTS	5,857	31,173	0	55,863	25,640	11,390
FOOD SERVICES	10,201	289,208	0	300,000	258,667	40,742
AUXILIARY OPERATIONS	40,107	125,054	0	125,000	119,933	45,228
UNEMPLOYMENT INSUR	0	0	0	0	0	0
OTHER	31,761	34,581	0	64,500	32,644	33,698
TOTAL	8,218,617	14,302,601	0	13,348,164	14,888,562	7,632,656
NOT INCLUDED ABOVE						
BOND BUILDING	1,152,975	(644,391)	0	1,000,000	437,518	71,066
INTRGVMTL AGRMNTS	0	0	0	0	0	0
INDIRECT COSTS	0	0	0	0	0	0

Fiscal Year 1992 - 1993 Annual Report for the Arizona Department of Education

DESCRIPTION OF REVENUES RECEIVED BY SOURCE	LOCAL	COUNTY	STATE	FEDERAL	TOTAL REVENUES
MAINTENANCE & OPERATION	7,632,070	1,564	32,414	(10,053)	7,655,995
CAPITAL OUTLAY	343,070	18	1,602	0	344,690
ADJACENT WAYS	44,711	0	187	0	44,898
DEBT SERVICE	5,572,214	0	0	0	5,572,214
OTHER: SEE DESCRIPTION PAGE 35	2,458	0	31,173	191,306	224,937
TOTAL BY SOURCE	13,594,523	1,582	65,378	181,263	13,842,734
PERCENTAGE OF TOTAL REVENUES	98.20	0.00	0.50	1.30	100.00

SPECIAL EDUCATION PROGRAM EXPENDITURES - DESCRIPTION	BUDGET	ACTUAL
EDUCABLE MENTALLY	34,500	36,300
SERIOUSLY EMOTIONALLY	83,100	85,250
SERIOUSLY EMOT - PRIVATE	0	0
HEARING	1,800	2,200
OTHER HEALTH IMPAIRED	950	1,100
MULTIPLE DISABILITIES	54,700	56,150
MULTIPLE (SSI)	0	0
PHYSICALLY	0	0
LEARNING DISABLED	324,261	316,498
SPEECH / LANGUAGE	28,200	26,750
TRAINABLE MENTALLY	12,000	14,180
VISUALLY	10,500	9,800
PRESCHOOL MOD DEV DELAY	0	0
PRESCHOOL SEV DEV DELAY	0	0
-SUBTOTAL	557,711	556,028
GIFTED PROGRAMS	190,000	190,000
BILINGUAL ED	12,000	11,200
REMEDIAL ED	40,000	37,600
VOCATIONAL & TECH ED	309,029	288,500
CAREER ED	0	0
- SUBTOTAL	551,029	527,300
TOTAL (INCL IN MAINT & OPER)	1,108,740	1,083,328

DUPLICATED COUNTS FOR GIFTED PROG			
KDG	0	9	4
1	13	10	5
2	1	11	0
3	5	12	2
4	13		
5	37	SUBTOTAL	11
6	15	KDG - 12	106
7	13	ACTUAL EXPENDITURES	
8	3	K - 8	175,000
SUBTOTAL	95	9 - 12	15,000
		TOTAL	190,000

MISCELLANEOUS DATA as of 6/30/93	
BONDS OUTSTANDING	0
LAND & IMPROVEMENTS	2,740,768
BUILDING & IMPROVEMENTS	40,738,010
FURNITURE, EQUIP, VEHICLES	2,572,943
CONSTRUCTION IN PROGRESS	0
TAX RATES	ASSESSED VALUATION
-- PRIMARY 2.5025	298,089,802
-- SECONDARY 1.7431	299,206,337
-- S R P	6,344

AVERAGE DAILY MEMBERSHIP	STATE AID ADM (RESIDENT)	ATTENDING ADM (RESIDENT)	ATTENDING ADM (NON RES)	TOTAL ATTENDING ADM
1990 - 1991				
ELEMENTARY	1,378,920	1,373,320	0,000	1,373,320
HIGH SCHOOL	469,360	469,360	15,880	485,240
-- TOTAL	1,848,280	1,842,680	15,880	1,858,560
1991 - 1992				
ELEMENTARY	1,325,245	1,325,245	0,000	1,325,245
HIGH SCHOOL	489,300	489,300	14,600	503,900
-- TOTAL	1,814,545	1,814,545	14,600	1,829,145
1992 - 1993				
ELEMENTARY	1,309,795	1,309,795	0,000	1,309,795
HIGH SCHOOL	523,480	523,480	17,200	540,680
-- TOTAL	1,833,275	1,833,275	17,200	1,850,475
ENROLLMENT 1992 - 1993				
		ORIGINAL ENTRIES		2,019
		TRANSFER STUDENTS		86
		TOTAL STUDENTS SERVED		2,105

STAFFING SUMMARY	NUMBER OF FTE'S	STUDENTS PER STAFF PERSON
CERTIFIED ---		
ADMINS	8	231.30
TEACHERS	103	18.00
OTHER	8	231.30
SUBTOTAL	119	15.60
CLASSIFIED ---		
MANAGERS	3	616.80
TEACH AIDS	21	88.10
OTHER	59	31.40
SUBTOTAL	83	22.30
TOTAL STAFF	202	9.20
TEACHER SALARIES		3,050,561



FINANCIAL DATA FUND DESCRIPTION	JULY 1, 1992			EXPENDITURES			JUNE 30, 1993
	FUND BALANCE	REVENUES	TRANSFERS	BUDGET	ACTUAL	BALANCE	
MAINTENANCE & OPER	(972,970)	5,078,936	0	4,462,785	4,365,763	(259,797)	
CAPITAL OUTLAY	30,720	844,825	0	745,000	681,774	193,771	
ADJACENT WAYS	29	1	0	0	0	30	
DEBT SERVICE	0	0	0	0	0	0	
SCHOOL PLANT	7,192	268	0	7,000	0	7,460	
FEDERAL PROJECTS	83,771	1,008,040	(26,062)	1,220,000	875,436	168,283	
STATE PROJECTS	57,802	403,959	(11,088)	547,000	373,392	77,083	
FOOD SERVICES	51,782	432,717	0	450,000	429,185	55,294	
AUXILIARY OPERATIONS	10,913	38,748	0	0	49,859	(200)	
UNEMPLOYMENT INSUR	8,932	46,248	0	40,000	14,011	41,169	
OTHER	107,535	5,263,711	0	7,275,500	5,259,575	111,671	
TOTAL	(834,614)	13,115,451	(37,178)	14,747,285	12,048,996	394,764	
NOT INCLUDED ABOVE							
BOND BUILDING	0	0	0	0	0	0	
INTRGVMNTL AGRMNTS	0	0	0	0	0	0	
INDIRECT COSTS	8,993	68,082	0	50,000	22,182	52,893	

Fiscal Year 1992 - 1993 Annual Report for the Arizona Department of Education

DESCRIPTION OF REVENUES RECEIVED BY SOURCE	LOCAL	COUNTY	STATE	FEDERAL	TOTAL REVENUES
MAINTENANCE & OPERATION	945,505	171,842	2,507,592	1,453,997	5,078,936
CAPITAL OUTLAY	63,147	30,373	467,545	283,760	844,825
ADJACENT WAYS	1	0	0	0	1
DEBT SERVICE	0	0	0	0	0
OTHER: SEE DESCRIPTION PAGE 5	268	0	403,959	1,006,040	1,410,267
TOTAL BY SOURCE	1,008,921	202,215	3,379,096	2,743,797	7,334,029
PERCENTAGE OF TOTAL REVENUES	13.80	2.80	46.10	37.40	100.00

SPECIAL EDUCATION PROGRAM EXPENDITURES - DESCRIPTION	BUDGET	ACTUAL
EDUCABLE MENTALLY	9,000	9,000
SERIOUSLY EMOTIONALLY	9,570	9,570
SERIOUSLY EMOT - PRIVATE	0	0
HEARING	0	0
OTHER HEALTH IMPAIRED	0	0
MULTIPLE DISABILITIES	0	0
MULTIPLE (SSI)	3,300	3,000
PHYSICALLY	0	0
LEARNING DISABLED	216,889	189,880
SPEECH / LANGUAGE	30,000	30,000
TRAINABLE MENTALLY	0	0
VISUALLY	0	0
PRESCHOOL MOD DEV DELAY	0	0
PRESCHOOL SEV DEV DELAY	15,000	15,000
-SUBTOTAL	298,759	271,460
GIFTED PROGRAMS	0	0
BILINGUAL ED	0	0
REMEDIAL ED	0	0
VOCATIONAL & TECH ED	0	1,285
CAREER ED	0	0
SUBTOTAL	0	1,285
TOTAL (INCL IN MAINT & OPER)	298,759	272,735

DUPLICATED COUNTS FOR GIFTED PROG			
KDG	0	9	0
1	2	10	0
2	3	11	0
3	13	12	0
4	20	SUBTOTAL	0
5	18	KDG - 12	91
6	19	ACTUAL EXPENDITURES	
7	13	8	0
8	3	9 - 12	0
SUBTOTAL	91	TOTAL	0

MISCELLANEOUS DATA as of 6/30/93		
BONDS OUTSTANDING		0
LAND & IMPROVEMENTS		638,938
BUILDING & IMPROVEMENTS		15,399,847
FURNITURE, EQUIP, VEHICLES		3,420,879
CONSTRUCTION IN PROGRESS		452,000
	TAX RATES	ASSESSED VALUATION
-- PRIMARY	3.7893	13,028,717
-- SECONDARY	0.0000	13,499,634
-- S R P		1,697,144

AVERAGE DAILY MEMBERSHIP	STATE AID ADM (RESIDENT)	ATTENDING ADM (RESIDENT)	ATTENDING ADM (NON RES)	TOTAL ATTENDING ADM
1990 - 1991				
ELEMENTARY	648,248	653,785	0,000	653,785
HIGH SCHOOL	236,672	239,960	0,000	239,960
-- TOTAL	884,920	893,745	0,000	893,745
1991 - 1992				
ELEMENTARY	722,085	729,580	0,000	729,580
HIGH SCHOOL	217,989	224,780	0,000	224,780
-- TOTAL	940,074	954,360	0,000	954,360
1992 - 1993				
ELEMENTARY	725,035	722,595	0,000	722,595
HIGH SCHOOL	239,788	247,120	0,000	247,120
-- TOTAL	964,823	969,715	0,000	969,715
ENROLLMENT 1992 - 1993				1,039
				126
				TOTAL STUDENTS SERVED
				1,165

STAFFING SUMMARY	NUMBER OF FTE'S	STUDENTS PER STAFF PERSON
CERTIFIED ---		
ADMINS	6	161.60
TEACHERS	75	12.90
OTHER	5	193.90
SUBTOTAL	86	11.30
CLASSIFIED ---		
MANAGERS	6	161.60
TEACH AID'S	25	38.80
OTHER	54	18.00
SUBTOTAL	85	11.40
TOTAL STAFF	171	5.70
TEACHER SALARIES		2,530,500



FINANCIAL DATA FUND DESCRIPTION	JULY 1, 1992			EXPENDITURES		JUNE 30, 1993
	FUND BALANCE	REVENUES	TRANSFERS	BUDGET	ACTUAL	BALANCE
MAINTENANCE & OPER	924,352	4,881,238	0	4,939,929	4,875,429	930,161
CAPITAL OUTLAY	1,062,211	264,545	0	421,674	334,902	991,854
ADJACENT WAYS	111,481	4,192	0	110,000	3,181	112,472
DEBT SERVICE	1,424,625	388,142	0	891,454	1,284,388	528,401
SCHOOL PLANT	27,326	14,929	0	29,480	22,944	19,311
FEDERAL PROJECTS	39,048	270,634	0	269,435	249,676	60,008
STATE PROJECTS	7,339	71,745	0	13,264	68,439	10,645
FOOD SERVICES	88,211	250,273	0	295,000	266,875	71,609
AUXILIARY OPERATIONS	15	2,791	0	50,000	2,799	7
UNEMPLOYMENT INSUR	0	0	0	0	0	0
OTHER	37,356	10,975	0	50,400	27,175	21,156
TOTAL	3,721,944	6,159,464	0	7,070,636	7,135,786	2,745,622
NOT INCLUDED ABOVE						
BOND BUILDING	338,358	61	0	338,000	338,358	61
INTRGVMNTL AGRMNTS	64	25	0	0	0	109
INDIRECT COSTS	0	0	0	0	0	0

Fiscal Year 1992 - 1993 Annual Report for the Arizona Department of Education

DESCRIPTION OF REVENUES RECEIVED BY SOURCE	LOCAL	COUNTY	STATE	FEDERAL	TOTAL REVENUES
MAINTENANCE & OPERATION	4,868,184	1,914	2,508	5,428	4,878,034
CAPITAL OUTLAY	264,496	39	10	0	264,545
ADJACENT WAYS	4,192	0	0	0	4,192
DEBT SERVICE	388,142	0	0	0	388,142
OTHER: SEE DESCRIPTION PAGE 35	14,929	0	71,745	270,634	357,308
TOTAL BY SOURCE	5,539,943	1,953	74,263	278,062	5,892,221
PERCENTAGE OF TOTAL REVENUES	94.00	0.00	1.30	4.70	100.00

SPECIAL EDUCATION PROGRAM EXPENDITURES - DESCRIPTION	BUDGET	ACTUAL
EDUCABLE MENTALLY	27,950	12,152
SERIOUSLY EMOTIONALLY	23,290	32,404
SERIOUSLY EMOT - PRIVATE	0	0
HEARING	7,450	4,051
OTHER HEALTH IMPAIRED	1,660	4,051
MULTIPLE DISABILITIES	0	0
MULTIPLE (SSI)	8,390	4,051
PHYSICALLY	0	0
LEARNING DISABLED	311,925	247,081
SPEECH / LANGUAGE	71,740	72,909
TRAINABLE MENTALLY	4,654	6,751
VISUALLY	0	0
PRESCHOOL MOD DEV DELAY	0	8,101
PRESCHOOL SEV DEV DELAY	0	6,750
-SUBTOTAL	465,648	405,051
GIFTED PROGRAMS	9,000	418
BILINGUAL ED	35,000	51,577
REMEDIAL ED	0	0
VOCATIONAL & TECH ED	199,702	251,465
CAREER ED	0	0
- SUBTOTAL	243,702	303,460
TOTAL (INCL IN MAINT & OPER)	709,350	708,511

DUPLICATED COUNTS FOR GIFTED PROG			
KDG	7	9	16
1	6	10	6
2	11	11	8
3	3	12	1
4	4		
5	8		
6	19		
7	15		
8	15		
SUBTOTAL	88	TOTAL	418

MISCELLANEOUS DATA as of 6/30/93	
BONDS OUTSTANDING	3,560,000
LAND & IMPROVEMENTS	3,607,594
BUILDING & IMPROVEMENTS	20,181,157
FURNITURE, EQUIP, VEHICLES	3,184,405
CONSTRUCTION IN PROGRESS	0
TAX RATES ASSESSED VALUATION	
PRIMARY	2,4749
SECONDARY	3640
S R P	155,311,760

AVERAGE DAILY MEMBERSHIP	STATE AID ADM (RESIDENT)	ATTENDING ADM (RESIDENT)	ATTENDING ADM (NON RES)	TOTAL ATTENDING ADM
1990 - 1991				
ELEMENTARY	895,445	889,445	0,000	889,445
HIGH SCHOOL	358,660	358,660	47,750	406,410
-- TOTAL	1,254,105	1,248,105	47,750	1,296,855
1991 - 1992				
ELEMENTARY	824,930	824,930	0,000	824,930
HIGH SCHOOL	366,060	366,060	51,100	417,160
-- TOTAL	1,190,990	1,190,990	51,100	1,242,090
1992 - 1993				
ELEMENTARY	821,325	821,325	0,000	821,325
HIGH SCHOOL	370,120	370,120	50,700	420,820
-- TOTAL	1,191,445	1,191,445	50,700	1,242,145
ENROLLMENT 1992 - 1993				
ORIGINAL ENTRIES				1,391
TRANSFER STUDENTS				54
TOTAL STUDENTS SERVED				1,445

STAFFING SUMMARY	NUMBER OF FTE'S	STUDENTS PER STAFF PERSON
CERTIFIED ---		
ADMINS	7	177.40
TEACHERS	72	17.30
OTHER	5	248.40
SUBTOTAL	84	14.80
CLASSIFIED ---		
MANAGERS	3	414.00
TEACH AIDS	16	69.1X
OTHER	41	30.30
SUBTOTAL	67	20.00
TOTAL STAFF	146	8.50
TEACHER SALARIES		2,057,671

FINANCIAL DATA FUND DESCRIPTION	JULY 1, 1992			EXPENDITURES		JUNE 30, 1993
	FUND BALANCE	REVENUES	TRANSFERS	BUDGET	ACTUAL	BALANCE
MAINTENANCE & OPER	14,385	385,764	0	400,155	400,735	(588)
CAPITAL OUTLAY	5,074	35,960	0	22,000	21,240	19,794
ADJACENT WAYS	0	0	0	0	0	0
DEBT SERVICE	14,827	34,048	0	30,246	27,086	21,789
SCHOOL PLANT	0	0	0	0	0	0
FEDERAL PROJECTS	875	5,595	0	4,660	4,830	1,640
STATE PROJECTS	735	2,735	0	2,000	1,693	1,777
FOOD SERVICES	0	0	0	0	0	0
AUXILIARY OPERATIONS	0	0	0	0	0	0
UNEMPLOYMENT INSUR	0	0	0	0	0	0
OTHER	0	0	0	0	0	0
TOTAL	36,896	464,102	0	469,061	466,584	44,414
NOT INCLUDED ABOVE						
BOND BUILDING	0	0	0	0	0	0
INTRGVMNTL AGRMNTS	0	0	0	0	0	0
INDIRECT COSTS	0	0	0	0	0	0

Fiscal Year 1992 - 1993 Annual Report for the Arizona Department of Education

DESCRIPTION OF REVENUES RECEIVED BY SOURCE	LOCAL	COUNTY	STATE	FEDERAL	TOTAL REVENUES
MAINTENANCE & OPERATION	185,168	6,330	139,266	55,000	385,764
CAPITAL OUTLAY	27,750	304	7,907	0	35,961
ADJACENT WAYS	0	0	0	0	0
DEBT SERVICE	34,048	0	0	0	34,048
OTHER: SEE DESCRIPTION PAGE 35	0	0	2,735	5,595	8,330
TOTAL BY SOURCE	246,966	6,634	149,908	60,595	464,103
PERCENTAGE OF TOTAL REVENUES	53.20	1.40	32.30	13.10	100.00

SPECIAL EDUCATION PROGRAM EXPENDITURES - DESCRIPTION	BUDGET	ACTUAL
EDUCABLE MENTALLY	0	0
SERIOUSLY EMOTIONALLY	0	0
SERIOUSLY EMOT - PRIVATE	0	0
HEARING	0	0
OTHER HEALTH IMPAIRED	0	0
MULTIPLE DISABILITIES	0	0
MULTIPLE (SSI)	22,400	22,400
PHYSICALLY	0	0
LEARNING DISABLED	700	576
SPEECH / LANGUAGE	1,800	1,800
TRAINABLE MENTALLY	16,100	16,100
VISUALLY	0	0
PRESCHOOL MOD DEV DELAY	0	0
PRESCHOOL SEV DEV DELAY	0	0
-SUBTOTAL	41,000	40,876
GIFTED PROGRAMS	0	0
BILINGUAL ED	0	0
REMEDIAL ED	0	0
VOCATIONAL & TECH ED	0	0
CAREER ED	0	0
- SUBTOTAL	0	0
TOTAL (INCL IN MAINT & OPER)	41,000	40,876

DUPLICATED COUNTS FOR GIFTED PROG			
KDG	0	9	0
1	0	10	0
2	0	11	0
3	0	12	0
4	6	SUBTOTAL	0
5	3	KDG - 12	15
6	6	ACTUAL EXPENDITURES	
7	0	K - 8	1,181
8	0	9 - 12	0
SUBTOTAL	15	TOTAL	1,181

MISCELLANEOUS DATA as of 6/30/93		
BONDS OUTSTANDING		0
LAND & IMPROVEMENTS		0
BUILDING & IMPROVEMENTS		0
FURNITURE, EQUIP, VEHICLES		0
CONSTRUCTION IN PROGRESS		0
	TAX RATES	ASSESSED VALUATION
-- PRIMARY	3.8885	6,117,396
-- SECONDARY	0.0000	6,452,543
-- S.R.P.		0

AVERAGE DAILY MEMBERSHIP	STATE AID ADM (RESIDENT)	ATTENDING ADM (RESIDENT)	ATTENDING ADM (NON RES)	TOTAL ATTENDING ADM
1990 - 1991				
ELEMENTARY	47,060	36,200	0,000	36,200
HIGH SCHOOL	19,720	0,000	0,000	0,000
-- TOTAL	66,780	36,200	0,000	36,200
1991 - 1992				
ELEMENTARY	44,965	35,125	0,000	35,125
HIGH SCHOOL	17,845	0,000	0,000	0,000
-- TOTAL	62,810	35,125	0,000	35,125
1992 - 1993				
ELEMENTARY	65,225	51,275	0,000	51,275
HIGH SCHOOL	20,550	0,000	0,000	0,000
-- TOTAL	85,775	51,275	0,000	51,275
ENROLLMENT 1992 - 1993				
ORIGINAL ENTRIES				66
TRANSFER STUDENTS				5
TOTAL STUDENTS SERVED				71

STAFFING SUMMARY	NUMBER OF FTE'S	STUDENTS PER STAFF PERSON
CERTIFIED ---		
ADMINS	1	51.30
TEACHERS	4	12.80
OTHER	0	0.00
SUBTOTAL	5	10.30
CLASSIFIED ---		
MANAGERS	0	0.00
TEACH AIDS	2	25.60
OTHER	1	51.30
SUBTOTAL	3	17.10
TOTAL STAFF	8	6.40
TEACHER SALARIES		126,000

FINANCIAL DATA FUND DESCRIPTION	JULY 1, 1992			EXPENDITURES		JUNE 30, 1993	
	FUND BALANCE	REVENUES	TRANSFERS	BUDGET	ACTUAL	BALANCE	
MAINTENANCE & OPER	542,488	15,419,448	0	14,587,625	14,627,277	1,334,659	
CAPITAL OUTLAY	554,156	3,190,156	18,528	3,562,891	3,078,158	684,680	
ADJACENT WAYS	17,390	1,136	(18,526)	0	0	0	
DEBT SERVICE	607,983	23,069	0	56,666	0	631,052	
SCHOOL PLANT	26,962	8,817	0	0	0	35,779	
FEDERAL PROJECTS	232,889	1,740,652	(52,361)	1,679,977	1,877,987	43,193	
STATE PROJECTS	9,400	71,823	0	65,304	85,317	(4,094)	
FOOD SERVICES	0	0	0	1,050,000	0	0	
AUXILIARY OPERATIONS	0	0	0	100,000	0	0	
UNEMPLOYMENT INSUR	0	0	0	0	0	0	
OTHER	675,462	1,538,500	0	592,774	1,544,676	669,286	
TOTAL	2,666,730	21,993,601	(62,361)	21,696,237	21,213,416	3,394,666	
NOT INCLUDED ABOVE							
BOND BUILDING	0	0	0	0	0	0	
INTRGVMNTL AGRMNTS	0	0	0	0	0	0	
INDIRECT COSTS	35,768	948	41,442	0	74,208	3,950	

Fiscal Year 1992 - 1993 Annual Report for the Arizona Department of Education

DESCRIPTION OF REVENUES RECEIVED BY SOURCE	LOCAL	COUNTY	STATE	FEDERAL	TOTAL REVENUES
MAINTENANCE & OPERATION	2,246,144	460,717	7,711,108	5,001,479	15,419,448
CAPITAL OUTLAY	200,511	81,399	1,873,900	1,034,346	3,190,156
ADJACENT WAYS	1,136	0	0	0	1,136
DEBT SERVICE	23,069	0	0	0	23,069
OTHER: SEE DESCRIPTION PAGE 35	8,817	0	71,823	1,740,652	1,821,292
TOTAL BY SOURCE	2,479,677	542,116	9,656,831	7,776,477	20,466,101
PERCENTAGE OF TOTAL REVENUES	12.10	2.70	47.20	38.00	100.00

SPECIAL EDUCATION PROGRAM EXPENDITURES - DESCRIPTION	BUDGET	ACTUAL
EDUCABLE MENTALLY	134,301	0
SERIOUSLY EMOTIONALLY	94,802	0
SERIOUSLY EMOT - PRIVATE	24,317	0
HEARING	18,588	0
OTHER HEALTH IMPAIRED	7,900	0
MULTIPLE DISABILITIES	42,140	0
MULTIPLE (SSI)	32,224	0
PHYSICALLY	0	0
LEARNING DISABLED	1,097,580	0
SPEECH / LANGUAGE	189,604	0
TRAINABLE MENTALLY	82,329	0
VISUALLY	23,131	0
PRESCHOOL MOD DEV DELAY	15,516	0
PRESCHOOL SEV DEV DELAY	15,517	0
-SUBTOTAL	1,797,004	0
GIFTED PROGRAMS	83,600	0
BILINGUAL ED	91,000	0
REMEDIATION ED	7,500	0
VOCATIONAL & TECH ED	388,595	0
CAREER ED	0	0
-SUBTOTAL	670,696	0
TOTAL (INCL IN MAINT & OPER)	2,367,699	0

DUPLICATED COUNTS FOR GIFTED PROG			
KDG	0	9	0
1	0	10	0
2	0	11	0
3	0	12	0
4	0	SUBTOTAL	0
5	0	KDG - 12	0
6	0	ACTUAL EXPENDITURES	
7	0	K - 8	0
8	0	9 - 12	0
SUBTOTAL	0	TOTAL	0

MISCELLANEOUS DATA as of 6/30/93		
BONDS OUTSTANDING		0
LAND & IMPROVEMENTS		0
BUILDING & IMPROVEMENTS		0
FURNITURE, EQUIP, VEHICLES		0
CONSTRUCTION IN PROGRESS		0
TAX RATES ASSESSED VALUATION		
-- PRIMARY	4 6521	10,210,480
-- SECONDARY	0 0000	10,229,107
-- SRP		0

AVERAGE DAILY MEMBERSHIP	STATE AID ADM (RESIDENT)	ATTENDING ADM (RESIDENT)	ATTENDING ADM (NON RES)	TOTAL ATTENDING ADM
1990 - 1991				
ELEMENTARY	2,220,758	2,217,825	0 000	2,217,825
HIGH SCHOOL	679,331	688,550	0 000	688,550
-- TOTAL	2,900,089	2,906,375	0 000	2,906,375
1991 - 1992				
ELEMENTARY	2,248,716	2,236,195	0 000	2,236,195
HIGH SCHOOL	769,623	781,170	0 000	781,170
-- TOTAL	3,018,339	3,017,365	0 000	3,017,365
1992 - 1993				
ELEMENTARY	2,264,558	2,277,255	0 000	2,277,255
HIGH SCHOOL	746,667	765,300	0 000	765,300
-- TOTAL	3,011,225	3,042,555	0 000	3,042,555
ENROLLMENT 1992 - 1993				
ORIGINAL ENTRIES				3,488
TRANSFER STUDENTS				78
TOTAL STUDENTS SERVED				3,566

STAFFING SUMMARY	NUMBER OF FTE'S	STUDENTS PER STAFF PERSON
CERTIFIED ---		
ADMINS	17	179 00
TEACHERS	193	15 80
OTHER	21	144 90
SUBTOTAL	231	13 20
CLASSIFIED ---		
MANAGERS	10	304 30
TEACH AIDS	43	70 80
OTHER	133	22 90
SUBTOTAL	186	16 40
TOTAL STAFF	417	7 30
TEACHER SALARIES		6,723,689



FINANCIAL DATA FUND DESCRIPTION	JULY 1, 1992			EXPENDITURES		JUNE 30, 1993
	FUND BALANCE	REVENUES	TRANSFERS	BUDGET	ACTUAL	BALANCE
MAINTENANCE & OPER	5,003,802	70,561,892	(112,775)	67,773,540	66,627,790	8,824,929
CAPITAL OUTLAY	1,081,140	12,517,786	5,018,526	17,584,555	13,831,734	4,785,718
ADJACENT WAYS	189,016	50,072	(18,526)	220,000	96,843	123,719
DEBT SERVICE	11,404,893	7,123,225	0	6,827,375	8,483,196	10,064,922
SCHOOL PLANT	360,001	42,330	0	94,880	23,041	379,290
FEDERAL PROJECTS	1,377,744	9,600,873	(199,358)	11,049,266	9,768,080	1,011,179
STATE PROJECTS	304,829	1,546,918	(23,275)	1,893,481	1,462,788	365,684
FOOD SERVICES	423,825	3,461,882	0	4,428,000	3,535,681	349,826
AUXILIARY OPERATIONS	94,180	297,073	0	515,300	292,002	99,251
UNEMPLOYMENT INSUR	38,066	47,358	0	175,000	14,011	71,413
OTHER	9,257,721	7,901,031	(5,000,000)	13,984,135	8,666,210	3,492,542
TOTAL	29,636,017	113,160,240	(336,408)	124,646,632	112,781,376	29,668,473
NOT INCLUDED ABOVE						
BOND BUILDING	2,689,356	1,780,669	0	5,019,000	1,709,486	2,760,539
INTRGVMNTL AGRMNTS	84	25	0	25,000	0	109
INDIRECT COSTS	334,319	334,666	41,442	615,000	468,219	242,208

Fiscal Year 1992 - 1993 Annual Report for the Arizona Department of Education

DESCRIPTION OF REVENUES RECEIVED BY SOURCE	LOCAL	COUNTY	STATE	FEDERAL	TOTAL REVENUES
MAINTENANCE & OPERATION	20,786,079	1,874,157	33,025,123	14,623,374	70,308,733
CAPITAL OUTLAY	2,614,977	210,742	3,743,623	5,948,445	12,517,787
ADJACENT WAYS	49,886	0	187	0	50,072
DEBT SERVICE	7,123,225	0	0	0	7,123,225
OTHER: SEE DESCRIPTION PAGE 35	42,330	0	1,546,918	9,600,873	11,190,121
TOTAL BY SOURCE	30,616,496	2,084,899	38,315,851	30,172,692	101,189,938
PERCENTAGE OF TOTAL REVENUES	30.30	2.10	37.90	29.80	100.00

SPECIAL EDUCATION PROGRAM EXPENDITURES - DESCRIPTION	BUDGET	ACTUAL
EDUCABLE MENTALLY	478,348	196,639
SERIOUSLY EMOTIONALLY	289,826	203,181
SERIOUSLY EMOT - PRIVATE	24,317	0
HEARING	49,902	17,933
OTHER HEALTH IMPAIRED	40,510	28,515
MULTIPLE DISABILITIES	157,467	112,632
MULTIPLE (SSI)	76,314	45,681
PHYSICALLY	0	0
LEARNING DISABLED	3,310,537	2,456,028
SPEECH / LANGUAGE	519,771	457,337
TRAINABLE MENTALLY	549,392	87,202
VISUALLY	100,321	24,475
PRESCHOOL MOD DEV DELAY	15,516	34,458
PRESCHOOL SEV DEV DELAY	30,517	25,496
-SUBTOTAL	5,872,337	3,759,160
GIFTED PROGRAMS	410,875	314,722
BILINGUAL ED	188,000	97,758
REMEDIATION ED	47,500	37,600
VOCATIONAL & TECH ED	1,735,418	1,469,764
CAREER ED	20,999	19,999
-SUBTOTAL	2,402,792	1,939,843
TOTAL (INCL IN MAINT & OPER)	8,275,129	5,699,003

DUPLICATED COUNTS FOR GIFTED PROG			
KDGG	7	9	138
1	23	10	73
2	55	11	7
3	55	12	28
4	99	SUBTOTAL	216
5	148	KDGG - 12	1,069
6	161	ACTUAL EXPENDITURES	
7	149	K - 2	317,146
8	156	9 - 12	32,016
SUBTOTAL	853	TOTAL	349,162

MISCELLANEOUS DATA as of 6/30/93		
BONDS OUTSTANDING	7,955,000	
LAND & IMPROVEMENTS	7,541,244	
BUILDING & IMPROVEMENTS	84,222,929	
FURNITURE, EQUIP, VEHICLES	16,885,224	
CONSTRUCTION IN PROGRESS	459,000	
TAX RATES	ASSESSED VALUATION	
-- PRIMARY	0.0000	397,282,439
-- SECONDARY	0.0000	0
-- S R P		158,826,440

AVERAGE DAILY MEMBERSHIP	STATE AID ADM (RESIDENT)	ATTENDING ADM (RESIDENT)	ATTENDING ADM (NON RES)	TOTAL ATTENDING ADM
1990 - 1991				
ELEMENTARY	9,853,235	9,838,270	0,000	9,838,270
HIGH SCHOOL	3,697,958	3,622,180	118,650	3,741,030
-- TOTAL	13,551,193	13,460,450	118,650	13,679,300
1991 - 1992				
ELEMENTARY	9,982,883	9,980,970	0,000	9,980,970
HIGH SCHOOL	3,909,045	3,856,770	139,040	3,995,810
-- TOTAL	13,891,928	13,837,740	139,040	13,976,780
1992 - 1993				
ELEMENTARY	10,061,946	10,057,650	2,000	10,059,650
HIGH SCHOOL	3,881,103	3,851,070	221,760	4,072,830
-- TOTAL	13,943,049	13,908,720	223,760	14,132,480
ENROLLMENT 1992 - 1993				
ORIGINAL ENTRIES				15,722
TRANSFER STUDENTS				776
TOTAL STUDENTS SERVED				16,498

STAFFING SUMMARY	NUMBER OF FTE'S	STUDENTS PER STAFF PERSON
CERTIFIED ---		
ADMINS	80	176.70
TEACHERS	90.1	15.70
OTHER	83	170.30
SUBTOTAL	1,066	13.30
CLASSIFIED ---		
MANAGERS	47	300.70
TEACH AIDS	272	52.00
OTHER	711	19.90
SUBTOTAL	1,030	13.70
TOTAL STAFF	2,096	6.70
TEACHER SALARIES		27,885,471



FINANCIAL DATA FUND DESCRIPTION	JULY 1, 1992			EXPENDITURES		JUNE 30, 1993
	FUND BALANCE	REVENUES	TRANSFERS	BUDGET	ACTUAL	BALANCE
MAINTENANCE & OPER	32,872	81,395	0	107,000	95,985	18,282
CAPITAL OUTLAY	22,298	9,268	0	16,300	14,858	16,908
ADJACENT WAYS	0	0	0	0	0	0
DEBT SERVICE	0	0	0	0	0	0
SCHOOL PLANT	0	0	0	0	0	0
FEDERAL PROJECTS	0	0	0	29,435	27,736	(27,736)
STATE PROJECTS	0	0	0	0	0	0
FOOD SERVICES	0	0	0	0	0	0
AUXILIARY OPERATIONS	0	0	0	0	0	0
UNEMPLOYMENT INSUR	0	0	0	0	0	0
OTHER	0	0	0	0	0	0
TOTAL	55,168	90,663	0	152,735	138,379	7,462
NOT INCLUDED ABOVE						
BOND BUILDING	0	0	0	0	0	0
INTRGVMNTL AGRMNTS	0	0	0	0	0	0
INDIRECT COSTS	0	0	0	0	0	0

Fiscal Year 1992 - 1993 Annual Report for the Arizona Department of Education

DESCRIPTION OF REVENUES RECEIVED BY SOURCE	LOCAL	COUNTY	STATE	FEDERAL	TOTAL REVENUES
MAINTENANCE & OPERATION	240	2,936	66,060	0	69,236
CAPITAL OUTLAY	357	326	8,585	0	9,268
ADJACENT WAYS	0	0	0	0	0
DEBT SERVICE	0	0	0	0	0
OTHER: SEE DESCRIPTION PAGE 35	0	0	0	0	0
TOTAL BY SOURCE	597	3,262	74,645	0	78,504
PERCENTAGE OF TOTAL REVENUES	0.80	4.20	95.10	0.00	100.00

SPECIAL EDUCATION PROGRAM EXPENDITURES - DESCRIPTION	BUDGET	ACTUAL
EDUCABLE MENTALLY	0	0
SERIOUSLY EMOTIONALLY	0	0
SERIOUSLY EMOT - PRIVATE	0	0
HEARING	0	0
OTHER HEALTH IMPAIRED	0	0
MULTIPLE DISABILITIES	0	0
MULTIPLE (SSI)	0	0
PHYSICALLY	0	0
LEARNING DISABLED	0	0
SPEECH / LANGUAGE	7,200	6,605
TRAINABLE MENTALLY	0	0
VISUALLY	0	0
PRESCHOOL MOD DEV DELAY	0	0
PRESCHOOL SEV DEV DELAY	0	0
-SUBTOTAL	7,200	6,605
GIFTED PROGRAMS	0	0
BILINGUAL ED	0	0
REMEDIAL ED	0	0
VOCATIONAL & TECH ED	0	0
CAREER ED	0	0
- SUBTOTAL	0	0
TOTAL (INCL IN MAINT & OPER)	7,200	6,605

DUPLICATED COUNTS FOR GIFTED PROG			
KDG	0	9	0
1	0	10	0
2	0	11	0
3	0	12	0
4	0	SUBTOTAL	0
5	0	KDG - 12	0
6	0	ACTUAL EXPENDITURES	
7	0	K - 8	0
8	0	9 - 12	0
SUBTOTAL	0	TOTAL	0

MISCELLANEOUS DATA as of 6/30/93		
BONDS OUTSTANDING		0
LAND & IMPROVEMENTS		0
BUILDING & IMPROVEMENTS		0
FURNITURE, EQUIP, VEHICLES		0
CONSTRUCTION IN PROGRESS		0
	TAX RATES	ASSESSED VALUATION
-- PRIMARY	0.0000	1,320,670
-- SECONDARY	0.0000	1,338,655
-- SRP		0

AVERAGE DAILY MEMBERSHIP	STATE AID ADM (RESIDENT)	ATTENDING ADM (RESIDENT)	ATTENDING ADM (NON RES)	TOTAL ATTENDING ADM
1990 - 1991				
ELEMENTARY	19,990	19,990	0,000	19,990
HIGH SCHOOL	4,540	0,000	0,000	0,000
-- TOTAL	24,530	19,990	0,000	19,990
1991 - 1992				
ELEMENTARY	17,570	17,570	0,000	17,570
HIGH SCHOOL	2,905	0,000	0,000	0,000
-- TOTAL	20,475	17,570	0,000	17,570
1992 - 1993				
ELEMENTARY	12,730	12,730	0,000	12,730
HIGH SCHOOL	1,980	0,000	0,000	0,000
-- TOTAL	14,710	12,730	0,000	12,730
ENROLLMENT				13
1992 - 1993				1
				14
	ORIGINAL ENTRIES			
	TRANSFER STUDENTS			
	TOTAL STUDENTS SERVED			

STAFFING SUMMARY	NUMBER OF FTE'S	STUDENTS PER STAFF PERSON
CERTIFIED ---		
ADMINS	0	0.00
TEACHERS	2	6.40
OTHER	0	0.00
SUBTOTAL	2	6.40
CLASSIFIED ---		
MANAGERS	0	0.00
TEACH AIDS	0	0.00
OTHER	4	3.20
SUBTOTAL	4	3.20
TOTAL STAFF	6	2.10
TEACHER SALARIES		52,750

FINANCIAL DATA FUND DESCRIPTION	JULY 1, 1992			EXPENDITURES		JUNE 30, 1993
	FUND BALANCE	REVENUES	TRANSFERS	BUDGET	ACTUAL	BALANCE
MAINTENANCE & OPER	50,977	314,725	0	405,189	396,558	(30,856)
CAPITAL OUTLAY	18,799	67,502	0	36,805	26,765	37,536
ADJACENT WAYS	0	0	0	0	0	0
DEBT SERVICE	0	0	0	0	0	0
SCHOOL PLANT	0	0	0	0	0	0
FEDERAL PROJECTS	2,574	13,786	(80)	18,771	15,110	1,170
STATE PROJECTS	108	1,000	0	1,000	1,073	35
FOOD SERVICES	10,885	26,926	(193)	6,000	26,609	10,809
AUXILIARY OPERATIONS	0	0	0	0	0	0
UNEMPLOYMENT INSUR	0	650	0	0	0	650
OTHER	53	1,100	0	50	0	1,153
TOTAL	81,196	426,689	(273)	467,816	466,116	40,487
NOT INCLUDED ABOVE						
BOND BUILDING	0	0	0	0	0	0
INTRGVMNTL AGRMNTS	0	0	0	0	0	0
INDIRECT COSTS	314	235	0	159	0	549

Fiscal Year 1992 - 1993 Annual Report for the Arizona Department of Education

DESCRIPTION OF REVENUES RECEIVED BY SOURCE	LOCAL	COUNTY	STATE	FEDERAL	TOTAL REVENUES
MAINTENANCE & OPERATION	76,559	8,079	230,086	0	314,724
CAPITAL OUTLAY	38,746	901	27,855	0	67,502
ADJACENT WAYS	0	0	0	0	0
DEBT SERVICE	0	0	0	0	0
OTHER: SEE DESCRIPTION PAGE 35	0	0	1,000	13,786	14,786
TOTAL BY SOURCE	115,305	8,980	258,941	13,786	397,012
PERCENTAGE OF TOTAL REVENUES	29.00	2.30	65.20	3.50	100.00

SPECIAL EDUCATION PROGRAM EXPENDITURES - DESCRIPTION	BUDGET	ACTUAL
EDUCABLE MENTALLY	5,110	3,000
SERIOUSLY EMOTIONALLY	0	2,110
SERIOUSLY EMOT - PRIVATE	0	0
HEARING	651	0
OTHER HEALTH IMPAIRED	0	0
MULTIPLE DISABILITIES	0	0
MULTIPLE (SSI)	0	0
PHYSICALLY	0	0
LEARNING DISABLED	0	7,895
SPEECH / LANGUAGE	10,825	10,825
TRAINABLE MENTALLY	5,760	0
VISUALLY	0	0
PRESCHOOL MOD DEV DELAY	0	0
PRESCHOOL SEV DEV DELAY	0	0
-SUBTOTAL	22,346	23,830
GIFTED PROGRAMS	2,327	2,327
BILINGUAL ED	2,327	2,327
REMEDIAL ED	0	0
VOCATIONAL & TECH ED	0	0
CAREER ED	0	0
- SUBTOTAL	4,654	4,654
TOTAL (INCL IN MAINT & OPER)	27,000	28,484

DUPLICATED COUNTS FOR GIFTED PROG			
KDG	0	9	0
1	0	10	0
2	3	11	0
3	3	12	0
4	2	SUBTOTAL	0
5	2	KDG - 12	12
6	2	ACTUAL EXPENDITURES	
7	0	K - 8	2,327
8	0	9 - 12	0
SUBTOTAL	12	TOTAL	2,327

MISCELLANEOUS DATA as of 6/30/93	
BONDS OUTSTANDING	0
LAND & IMPROVEMENTS	0
BUILDING & IMPROVEMENTS	0
FURNITURE, EQUIP, VEHICLES	0
CONSTRUCTION IN PROGRESS	0
TAX RATES	ASSESSED VALUATION
-- PRIMARY	3.6110 3,665,546
-- SECONDARY	0.0000 3,683,964
-- S.R.P.	0

AVERAGE DAILY MEMBERSHIP	STATE AID ADM (RESIDENT)	ATTENDING ADM (RESIDENT)	ATTENDING ADM (NON RES)	TOTAL ATTENDING ADM
1990 - 1991				
ELEMENTARY	61,990	61,990	0,000	61,990
HIGH SCHOOL	0,000	0,000	0,000	0,000
-- TOTAL	61,990	61,990	0,000	61,990
1991 - 1992				
ELEMENTARY	71,430	71,430	0,000	71,430
HIGH SCHOOL	0,000	0,000	0,000	0,000
-- TOTAL	71,430	71,430	0,000	71,430
1992 - 1993				
ELEMENTARY	75,509	76,380	0,000	76,380
HIGH SCHOOL	0,000	0,000	0,000	0,000
-- TOTAL	75,509	76,380	0,000	76,380
ENROLLMENT 1992 - 1993				
ORIGINAL ENTRIES				82
TRANSFER STUDENTS				10
TOTAL STUDENTS SERVED				92

STAFFING SUMMARY	NUMBER OF FTE'S	STUDENTS PER STAFF PERSON
CERTIFIED ---		
ADMINS	1	76.40
TEACHERS	7	10.90
OTHER	0	0.00
SUBTOTAL	8	9.50
CLASSIFIED ---		
MANAGERS	1	76.40
TEACH AIDS	1	76.40
OTHER	4	19.10
SUBTOTAL	6	12.70
TOTAL STAFF	14	5.50
TEACHER SALARIES		1,37,873



FINANCIAL DATA FUND DESCRIPTION	JULY 1, 1992			EXPENDITURES		JUNE 30, 1993
	FUND BALANCE	REVENUES	TRANSFERS	BUDGET	ACTUAL	BALANCE
MAINTENANCE & OPER	(90,183)	2,436,417	0	2,388,354	2,418,030	(71,776)
CAPITAL OUTLAY	817,878	205,597	0	387,000	245,042	778,431
ADJACENT WAYS	18,640	1,283	0	32,000	0	19,903
DEBT SERVICE	174,829	379,592	0	400,000	380,102	174,319
SCHOOL PLANT	0	0	0	0	0	0
FEDERAL PROJECTS	18,119	63,324	0	200,000	63,810	17,833
STATE PROJECTS	1,196	4,788	0	6,500	4,666	1,316
FOOD SERVICES	17,339	170,780	0	250,000	172,286	15,833
AUXILIARY OPERATIONS	0	0	0	7,500	0	0
UNEMPLOYMENT INSUR	37,116	1,715	0	3,000	46	38,785
OTHER	4,774	1,126	0	3,730	496	5,404
TOTAL	999,726	3,284,600	0	3,658,084	3,284,278	980,048
NOT INCLUDED ABOVE						
BOND BUILDING	78,216	500,000	0	500,000	63,580	514,636
INTRGVMNTL AGRMNTS	26,372	37,709	0	35,000	47,888	16,193
INDIRECT COSTS	0	0	0	0	0	0

Fiscal Year 1992 - 1993 Annual Report for the Arizona Department of Education

DESCRIPTION OF REVENUES RECEIVED BY SOURCE	LOCAL	COUNTY	STATE	FEDERAL	TOTAL REVENUES
MAINTENANCE & OPERATION	515,245	102,009	1,819,163	0	2,436,417
CAPITAL OUTLAY	191,482	0	14,115	0	205,597
ADJACENT WAYS	(6,413)	0	0	0	(6,413)
DEBT SERVICE	378,842	0	750	0	379,592
OTHER: SEE DESCRIPTION PAGE 35	0	0	4,786	63,324	68,110
TOTAL BY SOURCE	1,079,156	102,009	1,838,814	63,324	3,083,303
PERCENTAGE OF TOTAL REVENUES	35.00	3.30	59.60	2.10	100.00

SPECIAL EDUCATION PROGRAM EXPENDITURES - DESCRIPTION	BUDGET	ACTUAL
EDUCABLE MENTALLY	0	0
SERIOUSLY EMOTIONALLY	0	14,001
SERIOUSLY EMOT - PRIVATE	0	0
HEARING	8,200	2,800
OTHER HEALTH IMPAIRED	0	5,600
MULTIPLE DISABILITIES	15,967	13,976
MULTIPLE (SSI)	35,821	8,401
PHYSICALLY	0	0
LEARNING DISABLED	138,523	142,708
SPEECH / LANGUAGE	25,791	55,978
TRAINABLE MENTALLY	0	0
VISUALLY	0	0
PRESCHOOL MOD DEV DELAY	0	2,800
PRESCHOOL SEV DEV DELAY	0	0
-SUBTOTAL	224,302	247,800
GIFTED PROGRAMS	13,649	331
BILINGUAL ED	11,967	11,960
REMEDIAL ED	0	0
VOCATIONAL & TECH ED	0	0
CAREER ED	0	0
- SUBTOTAL	25,616	12,291
TOTAL (INCL IN MAINT & OPER)	249,918	260,091

DUPLICATED COUNTS FOR GIFTED PROG			
KDG	0	9	0
1	0	10	0
2	14	11	0
3	3	12	0
4	2	SUBTOTAL	0
5	1	KDG - 12	29
6	3	ACTUAL EXPENDITURES	
7	3	K - 8	331
8	3	9 - 12	0
SUBTOTAL	29	TOTAL	331

MISCELLANEOUS DATA as of 6/30/93		
BONDS OUTSTANDING	4,716,584	
LAND & IMPROVEMENTS	195,637	
BUILDING & IMPROVEMENTS	5,496,251	
FURNITURE, EQUIP, VEHICLES	1,262,356	
CONSTRUCTION IN PROGRESS	34,488	
TAX RATES	ASSESSED VALUATION	
-- PRIMARY	2 6665	28,304,292
-- SECONDARY	1 2926	28,493,245
-- SRP		0

AVERAGE DAILY MEMBERSHIP	STATE AID ADM (RESIDENT)	ATTENDING ADM (RESIDENT)	ATTENDING ADM (NON RES)	TOTAL ATTENDING ADM
1990 - 1991				
ELEMENTARY	730 090	730 090	0 000	730 090
HIGH SCHOOL	0 000	0 000	0 000	0 000
-- TOTAL	730 090	730 090	0 000	730 090
1991 - 1992				
ELEMENTARY	721 950	721 950	1 680	723 630
HIGH SCHOOL	0 000	0 000	0 000	0 000
-- TOTAL	721 950	721 950	1 680	723 630
1992 - 1993				
ELEMENTARY	724 121	726 110	5 000	731 110
HIGH SCHOOL	0 000	0 000	0 000	0 000
-- TOTAL	724 121	726 110	5 000	731 110
ENROLLMENT				815
1992 - 1993				46
				881
	ORIGINAL ENTRIES			
	TRANSFER STUDENTS			
	TOTAL STUDENTS SERVED			

STAFFING SUMMARY	NUMBER OF FTE'S	STUDENTS PER STAFF PERSON
CERTIFIED ---		
ADMINS	3	243 70
TEACHERS	40	18 30
OTHER	3	243 70
SUBTOTAL	46	15 90
CLASSIFIED ---		
MANAGERS	3	243 70
TEACH AIDS	7	104 40
OTHER	24	30 50
SUBTOTAL	34	21 50
TOTAL STAFF	80	9 10
TEACHER SALARIES		1,181 620

FINANCIAL DATA FUND DESCRIPTION	JULY 1, 1992			EXPENDITURES		JUNE 30, 1993
	FUND BALANCE	REVENUES	TRANSFERS	BUDGET	ACTUAL	BALANCE
MAINTENANCE & OPER	(25,796)	1,574,149	0	1,815,241	1,614,382	(86,029)
CAPITAL OUTLAY	149,538	131,842	0	159,500	147,021	134,357
ADJACENT WAYS	0	0	0	0	0	0
DEBT SERVICE	131,509	395,204	0	400,000	380,210	166,503
SCHOOL PLANT	0	0	0	0	0	0
FEDERAL PROJECTS	65,295	337,947	0	250,753	351,983	51,279
STATE PROJECTS	4,937	90,763	0	89,500	87,653	8,047
FOOD SERVICES	0	0	0	0	0	0
AUXILIARY OPERATIONS	0	0	0	25,000	0	0
UNEMPLOYMENT INSUR	24,199	1,281	0	10,000	8	25,452
OTHER	4,232	5,129	0	16,500	2,963	6,398
TOTAL	363,812	2,636,296	0	2,766,494	2,664,200	326,007
NOT INCLUDED ABOVE						
BOND BUILDING	31,024	500,000	0	630,000	165,030	365,994
INTRGVMNTL AGRMNTS	0	0	0	0	0	0
INDIRECT COSTS	0	0	0	0	0	0

Fiscal Year 1992 - 1993 Annual Report for the Arizona Department of Education

DESCRIPTION OF REVENUES RECEIVED BY SOURCE	LOCAL	COUNTY	STATE	FEDERAL	TOTAL REVENUES
MAINTENANCE & OPERATION	664,441	43,568	866,140	0	1,574,149
CAPITAL OUTLAY	122,466	0	9,376	0	131,842
ADJACENT WAYS	0	0	0	0	0
DEBT SERVICE	395,204	0	0	0	395,204
OTHER: SEE DESCRIPTION PAGE 35	0	0	90,763	337,947	428,710
TOTAL BY SOURCE	1,182,111	43,568	966,279	337,947	2,529,905
PERCENTAGE OF TOTAL REVENUES	46.70	1.70	38.20	13.40	100.00

SPECIAL EDUCATION PROGRAM EXPENDITURES - DESCRIPTION	BUDGET	ACTUAL
EDUCABLE MENTALLY	0	0
SERIOUSLY EMOTIONALLY	0	0
SERIOUSLY EMOT - PRIVATE	0	0
HEARING	0	2,372
OTHER HEALTH IMPAIRED	0	0
MULTIPLE DISABILITIES	28,040	0
MULTIPLE (SSI)	0	0
PHYSICALLY	0	0
LEARNING DISABLED	100,190	0
SPEECH / LANGUAGE	10,576	10,000
TRAINABLE MENTALLY	11,400	60,386
VISUALLY	0	0
PRESCHOOL MOD DEV DELAY	0	0
PRESCHOOL SEV DEV DELAY	0	0
-SUBTOTAL	148,206	77,758
GIFTED PROGRAMS	2,600	363
BILINGUAL ED	1,000	0
REMEDIAL ED	0	0
VOCATIONAL & TECH ED	151,811	221,167
CAREER ED	0	0
-SUBTOTAL	155,411	221,530
TOTAL (INCL IN MAINT & OPER)	303,617	299,288

DUPLICATED COUNIS FOR GIFTED PROG			
KDG	0	9	7
1	0	10	5
2	0	11	6
3	0	12	6
4	0	SUBTOTAL	24
5	0	KDG - 12	24
6	0	ACTUAL EXPENDITURES	
7	0	K - 8	0
8	0	9 - 12	363
SUBTOTAL	0	TOTAL	363

MISCELLANEOUS DATA as of 6/30/93	
BONDS OUTSTANDING	4,854,851
LAND & IMPROVEMENTS	593,638
BUILDING & IMPROVEMENTS	5,025,608
FURNITURE, EQUIP, VEHICLES	1,593,951
CONSTRUCTION IN PROGRESS	151,544
TAX RATES	ASSESSED VALUATION
-- PRIMARY 2.7906	30,587,419
-- SECONDARY 1.2838	30,771,395
-- S R P	0

AVERAGE DAILY MEMBERSHIP	STATE AID ADM (RESIDENT)	ATTENDING ADM (RESIDENT)	ATTENDING ADM (NON RES)	TOTAL ATTENDING ADM
1990 - 1991				
ELEMENTARY	0 000	0 000	0 000	0 000
HIGH SCHOOL	334 220	333 950	19 020	352 970
-- TOTAL	334 220	333 950	19 020	367 970
1991 - 1992				
ELEMENTARY	0 000	0 000	0 000	0 000
HIGH SCHOOL	331 350	331 350	19 850	351 200
-- TOTAL	331 350	331 350	19 850	361 200
1992 - 1993				
ELEMENTARY	0 000	0 000	0 000	0 000
HIGH SCHOOL	376 810	376 810	15 160	391 970
-- TOTAL	376 810	376 810	15 160	391 970
ENROLLMENT	ORIGINAL ENTRIES			419
1992 1993	TRANSFER STUDENTS			21
	TOTAL STUDENTS SERVED			440

STAFFING SUMMARY	NUMBER OF FTE'S	STUDENTS PER STAFF PERSON
CERTIFIED ---		
ADMINS	1	392.00
TEACHERS	21	18.70
OTHER	6	65.70
SUBTOTAL	28	14.70
CLASSIFIED --		
MANAGERS	1	392.00
TEACH AIDS	1	392.00
OTHER	14	28.00
SUBTOTAL	16	24.50
TOTAL STAFF	44	8.90
TEACHER SALARIES		768,903



FINANCIAL DATA FUND DESCRIPTION	JULY 1, 1992			EXPENDITURES		JUNE 30, 1993
	FUND BALANCE	REVENUES	TRANSFERS	BUDGET	ACTUAL	BALANCE
MAINTENANCE & OPER	82,843	4,728,445	0	4,850,572	4,765,285	43,993
CAPITAL OUTLAY	306,408	348,108	0	400,000	260,584	391,930
ADJACENT WAYS	5,174	388	0	3,500	0	5,562
DEBT SERVICE	0	0	0	0	0	0
SCHOOL PLANT	87,718	54,060	0	100,000	6,594	115,184
FEDERAL PROJECTS	111,051	558,171	0	369,152	537,436	129,788
STATE PROJECTS	15,822	40,418	0	49,753	44,871	11,369
FOOD SERVICES	76,279	338,917	0	350,000	312,220	102,976
AUXILIARY OPERATIONS	3,496	19,891	0	20,000	15,461	7,926
UNEMPLOYMENT INSUR	35,166	2,831	0	30,000	4,305	33,492
OTHER	38,161	12,272	0	38,500	13,298	37,135
TOTAL	742,118	6,097,298	0	6,211,477	6,960,064	879,353
NOT INCLUDED ABOVE						
BOND BUILDING	0	0	0	0	0	0
INTRGVMNTL AGRMNTS	0	0	0	0	0	0
INDIRECT COSTS	470	23	0	0	0	493

Fiscal Year 1992 - 1993 Annual Report for the Arizona Department of Education

DESCRIPTION OF REVENUES RECEIVED BY SOURCE	LOCAL	COUNTY	STATE	FEDERAL	TOTAL REVENUES
MAINTENANCE & OPERATION	1,363,363	168,311	3,129,955	0	4,661,629
CAPITAL OUTLAY	62,210	14,911	268,986	0	346,107
ADJACENT WAYS	190	0	0	0	190
DEBT SERVICE	0	0	0	0	0
OTHER: SEE DESCRIPTION PAGE 35	54,060	0	40,418	595,171	650,649
TOTAL BY SOURCE	1,479,823	183,222	3,439,359	595,171	5,658,575
PERCENTAGE OF TOTAL REVENUES	26.20	3.20	60.80	9.80	100.00

SPECIAL EDUCATION PROGRAM EXPENDITURES - DESCRIPTION	BUDGET	ACTUAL
EDUCABLE MENTALLY	23,512	16,147
SERIOUSLY EMOTIONALLY	6,945	16,143
SERIOUSLY EMOT - PRIVATE	0	0
HEARING	0	0
OTHER HEALTH IMPAIRED	0	0
MULTIPLE DISABILITIES	0	0
MULTIPLE (SSI)	0	0
PHYSICALLY	0	0
LEARNING DISABLED	188,995	180,960
SPEECH / LANGUAGE	31,722	31,502
TRAINABLE MENTALLY	21,032	16,143
VISUALLY	0	0
PRESCHOOL MOD DEV DELAY	0	0
PRESCHOOL SEV DEV DELAY	0	0
-SUBTOTAL	272,206	260,895
GIFTED PROGRAMS	28,078	27,873
BILINGUAL ED	260,776	256,421
REMEDIAL ED	0	0
VOCATIONAL - TECH ED	181,827	170,080
CAREER ED	0	0
- SUBTOTAL	470,641	454,374
TOTAL (INCL IN MAINT & OPER)	742,847	715,269

DUPLICATED COUNTS FOR GIFTED PROG			
KDG	0	9	15
1	0	10	6
2	27	11	6
3	30	12	0
4	29	SUBTOTAL	
5	38	KDG - 12	27
6	30	ACTUAL EXPENDITURES	
7	21	K - 8	19,511
8	24	9 - 12	8,362
SUBTOTAL	197	TOTAL	27,873

MISCELLANEOUS DATA as of 6/30/93		
BONDS OUTSTANDING	0	
LAND & IMPROVEMENTS	635,565	
BUILDING & IMPROVEMENTS	8,902,657	
FURNITURE, EQUIP, VEHICLES	2,251,252	
CONSTRUCTION IN PROGRESS	0	
TAX RATES	ASSESSED VALUATION	
-- PRIMARY	5.4274	20,553,926
-- SECONDARY	4538	21,152,732
-- S R P		0

AVERAGE DAILY MEMBERSHIP	STATE AID ADM (RESIDENT)	ATTENDING ADM (RESIDENT)	ATTENDING ADM (NON RES)	TOTAL ATTENDING ADM
1990 - 1991				
ELEMENTARY	907,125	907,125	0,000	907,125
HIGH SCHOOL	303,730	303,730	129,885	433,615
-- TOTAL	1,210,855	1,210,855	129,885	1,340,740
1991 - 1992				
ELEMENTARY	904,070	904,070	0,000	904,070
HIGH SCHOOL	295,396	314,560	117,180	431,740
-- TOTAL	1,200,466	1,218,630	117,180	1,336,810
1992 - 1993				
ELEMENTARY	854,625	854,625	0,000	854,625
HIGH SCHOOL	309,080	309,080	105,423	414,503
-- TOTAL	1,163,705	1,163,705	105,423	1,269,128
ENROLLMENT 1992 - 1993				
ORIGINAL ENTRIES				1,392
TRANSFER STUDENTS				81
TOTAL STUDENTS SERVED				1,473

STAFFING SUMMARY	NUMBER OF FTE'S	STUDENTS PER STAFF PERSON
CERTIFIED ---		
ADMINS	6	211.50
TEACHERS	73	17.40
OTHER	9	141.00
SUBTOTAL	88	14.40
CLASSIFIED ---		
MANAGERS	5	253.80
TEACH AIDS	17	24.70
OTHER	41	31.00
SUBTOTAL	63	20.10
TOTAL STAFF	151	8.40
TEACHER SALARIES		2,192,359



FINANCIAL DATA FUND DESCRIPTION	JULY 1, 1992			EXPENDITURES		JUNE 30, 1993 BALANCE
	FUND BALANCE	REVENUES	TRANSFERS	BUDGET	ACTUAL	
MAINTENANCE & OPER	34,258	736,089	0	839,487	821,075	(50,728)
CAPITAL OUTLAY	8,272	32,319	0	82,000	60,036	(19,385)
ADJACENT WAYS	0	0	0	0	0	0
DEBT SERVICE	68,693	64,998	0	72,575	0	133,691
SCHOOL PLANT	6,845	625	0	0	0	7,470
FEDERAL PROJECTS	2,953	12,068	0	23,219	14,272	749
STATE PROJECTS	0	1,200	0	1,024	905	295
FOOD SERVICES	0	0	0	0	0	0
AUXILIARY OPERATIONS	0	0	0	0	0	0
UNEMPLOYMENT INSUR	0	0	0	0	0	0
OTHER	4,358	420	0	4,358	0	4,778
TOTAL	126,379	847,779	0	1,022,663	896,288	76,870
NOT INCLUDED ABOVE						
BOND BUILDING	0	0	0	0	0	0
INTRGVMNTL AGRMNTS	0	0	0	0	0	0
INDIRECT COSTS	0	0	0	0	0	0

Fiscal Year 1992 - 1993 Annual Report for the Arizona Department of Education

DESCRIPTION OF REVENUES RECEIVED BY SOURCE	LOCAL	COUNTY	STATE	FEDERAL	TOTAL REVENUES
MAINTENANCE & OPERATION	486,514	12,546	237,029	0	736,089
CAPITAL OUTLAY	5,388	394	25,597	0	32,379
ADJACENT WAYS	0	0	0	0	0
DEBT SERVICE	0	0	64,998	0	64,998
OTHER: SEE DESCRIPTION PAGE 35	625	0	1,200	12,068	13,893
TOTAL BY SOURCE	492,527	13,940	37,824	12,068	847,359
PERCENTAGE OF TOTAL REVENUES	58.10	1.60	4.46	1.40	100.00

SPECIAL EDUCATION PROGRAM EXPENDITURES - DESCRIPTION	BUDGET	ACTUAL
EDUCABLE MENTALLY	5,989	5,950
SERIOUSLY EMOTIONALLY	1,634	1,629
SERIOUSLY EMOT - PRIVATE	0	0
HEARING	1,133	1,132
OTHER HEALTH IMPAIRED	0	0
MULTIPLE DISABILITIES	0	0
MULTIPLE (SSI)	0	0
PHYSICALLY	0	0
LEARNING DISABLED	2,222	2,200
SPEECH / LANGUAGE	25,589	25,574
TRAINABLE MENTALLY	0	0
VISUALLY	0	0
PRE SCHOOL MOD DEV DELAY	0	0
PRE SCHOOL SEV DEV DELAY	0	0
-SUBTOTAL	36,567	36,485
GIFTED PROGRAMS	0	0
BILINGUAL ED	0	0
REMEDIAL ED	16,378	16,377
VOCATIONAL & TECH ED	0	0
CAREER ED	0	0
-SUBTOTAL	16,378	16,377
TOTAL (INCL IN MAINT & OPER)	52,945	52,862

DUPLICATED COUNTS FOR GIFTED PROG			
KDG	0	9	0
1	0	10	0
2	0	11	0
3	0	12	0
4	0	SUBTOTAL	0
5	0	KDG - 12	0
6	0	ACTUAL EXPENDITURES	
7	0	K - 8	0
8	0	9 - 12	0
SUBTOTAL	0	TOTAL	0

MISCELLANEOUS DATA as of 6/30/93	
BONDS OUTSTANDING	216,425
LAND & IMPROVEMENTS	169,568
BUILDING & IMPROVEMENTS	2,917,488
FURNITURE, EQUIP, VEHICLES	894,754
CONSTRUCTION IN PROGRESS	0
TAX RATES	ASSESSED VALUATION
-- PRIMARY 7.4115	6,967,013
-- SECONDARY 9409	7,014,833
-- SRP	0

AVERAGE DAILY MEMBERSHIP	STATE AID ADM (RESIDENT)	ATTENDING ADM (RESIDENT)	ATTENDING ADM (NON RES)	TOTAL ATTENDING ADM
1990 - 1991				
ELEMENTARY	96,312	98,570	0,000	98,570
HIGH SCHOOL	39,214	42,720	0,000	42,720
-- TOTAL	136,526	141,290	0,000	141,290
1991 - 1992				
ELEMENTARY	87,111	89,175	0,000	89,175
HIGH SCHOOL	43,720	47,070	0,000	47,070
-- TOTAL	130,831	136,245	0,000	136,245
1992 - 1993				
ELEMENTARY	87,323	90,525	0,000	90,525
HIGH SCHOOL	31,439	31,820	0,000	31,820
-- TOTAL	118,762	122,445	0,000	122,445
ENROLLMENT 1992 - 1993				
ORIGINAL ENTRIES				141
TRANSFER STUDENTS				18
TOTAL STUDENTS SERVED				159

STAFFING SUMMARY	NUMBER OF FTE'S	STUDENTS PER STAFF PERSON
CERTIFIED ---		
ADMINS	1	122.40
TEACHERS	15	8.20
OTHER	2	61.70
SUBTOTAL	18	6.80
CLASSIFIED ---		
MANAGERS	1	122.40
TEACH AIDS	1	40.90
OTHER	1	17.50
SUBTOTAL	3	11.10
TOTAL STAFF	21	4.70
TEACHER SALARIES		319,557

FINANCIAL DATA FUND DESCRIPTION	JULY 1, 1992			EXPENDITURES		JUNE 30, 1993
	FUND BALANCE	REVENUES	TRANSFERS	BUDGET	ACTUAL	BALANCE
MAINTENANCE & OPER	189,342	598,273	0	750,202	698,072	69,543
CAPITAL OUTLAY	553,918	17,621	0	560,000	284,855	286,682
ADJACENT WAYS	0	0	0	0	0	0
DEBT SERVICE	0	0	0	0	0	0
SCHOOL PLANT	0	0	0	0	0	0
FEDERAL PROJECTS	0	0	0	0	0	0
STATE PROJECTS	0	0	0	0	0	0
FOOD SERVICES	669	12,703	0	10,000	12,101	1,271
AUXILIARY OPERATIONS	0	0	0	0	0	0
UNEMPLOYMENT INSUR	0	0	0	0	0	0
OTHLR	0	0	0	0	0	0
TOTAL	723,927	628,697	0	1,320,202	996,028	367,496
NOT INCLUDED ABOVE						
BOND BUILDING	0	0	0	0	0	0
INTRGVMNTL AGRMNTS	0	0	0	0	0	0
INDIRECT COSTS	0	0	0	0	0	0

Fiscal Year 1992 - 1993 Annual Report for the Arizona Department of Education

DESCRIPTION OF REVENUES RECEIVED BY SOURCE	LOCAL	COUNTY	STATE	FEDERAL	TOTAL REVENUES
MAINTENANCE & OPERATION	598,190	0	(117)	0	598,073
CAPITAL OUTLAY	17,621	0	0	0	17,621
ADJACENT WAYS	0	0	0	0	0
DEBT SERVICE	0	0	0	0	0
OTHER: SEE DESCRIPTION PAGE 35	0	0	0	0	0
TOTAL BY SOURCE	615,811	0	(117)	0	615,694
PERCENTAGE OF TOTAL REVENUES	100.00	0.00	0.00	0.00	100.00

SPECIAL EDUCATION PROGRAM EXPENDITURES - DESCRIPTION	BUDGET	ACTUAL
EDUCABLE MENTALLY	0	0
SERIOUSLY EMOTIONALLY	0	0
SERIOUSLY EMOT - PRIVATE	0	0
HEARING	0	0
OTHER HEALTH IMPAIRED	0	0
MULTIPLE DISABILITIES	0	0
MULTIPLE (SSI)	0	0
PHYSICALLY	0	0
LEARNING DISABLED	56,221	41,568
SPEECH / LANGUAGE	16,220	12,567
TRAINABLE MENTALLY	0	0
VISUALLY	0	0
PRESCHOOL MOD DEV DELAY	0	0
PRESCHOOL SEV DEV DELAY	0	0
- SUBTOTAL	72,441	54,135
GIFTED PROGRAMS	2,000	986
BILINGUAL ED	0	0
REMEDIAL ED	0	0
VOCATIONAL & TECH ED	0	0
CAREER ED	0	0
SUBTOTAL	2,000	986
TOTAL (INCL IN MAINT & OPER)	74,441	55,121

DUPLICATED COUNTS FOR GIFTED PROG			
KDG	0	9	0
1	2	10	0
2	0	11	0
3	5	12	0
4	2	SUBTOTAL	0
5	1	KDG - 12	15
6	3	ACTUAL EXPENDITURES	
7	0	K - 8	986
8	2	9 - 12	0
SUBTOTAL	15	TOTAL	986

MISCELLANEOUS DATA as of 6/30/93	
BONDS OUTSTANDING	0
LAND & IMPROVEMENTS	52,093
BUILDING & IMPROVEMENTS	671,127
FURNITURE, EQUIP, VEHICLES	455,310
CONSTRUCTION IN PROGRESS	243,803
TAX RATES ASSESSED VALUATION	
-- PRIMARY	1.015% 58,227,837
-- SECONDARY	0.000% 58,235,261
-- SRP	0

AVERAGE DAILY MEMBERSHIP	STATE AID ADM (RESIDENT)	ATTENDING ADM (RESIDENT)	ATTENDING ADM (NON RES)	TOTAL ATTENDING ADM
1990 - 1991				
ELEMENTARY	52,440	52,440	0,000	52,440
HIGH SCHOOL	13,020	0,000	0,000	0,000
-- TOTAL	65,460	52,440	0,000	52,440
1991 - 1992				
ELEMENTARY	54,875	54,875	0,000	54,875
HIGH SCHOOL	15,350	0,000	0,000	0,000
-- TOTAL	70,225	54,875	0,000	54,875
1992 - 1993				
ELEMENTARY	56,690	56,690	0,000	56,690
HIGH SCHOOL	15,700	0,000	0,000	0,000
-- TOTAL	72,390	56,690	0,000	56,690
ENROLLMENT				
1992 - 1993				57
ORIGINAL ENTRIES				9
TRANSFER STUDENTS				66
TOTAL STUDENTS SERVED				

STAFFING SUMMARY	NUMBER OF FTE'S	STUDENTS PER STAFF PERSON
CERTIFIED		
ADMINS	1	56.70
TEACHERS	6	9.40
OTHER	0	0.00
SUBTOTAL	7	11.10
CLASSIFIED		
MANAGERS	2	4.00
TEACH AIDS	1	56.70
OTHER	3	18.90
SUBTOTAL	6	9.40
TOTAL STAFF	13	4.40
TEACHER SALARIES		186,812



FINANCIAL DATA FUND DESCRIPTION	JULY 1, 1992			EXPENDITURES		JUNE 30, 1993
	FUND BALANCE	REVENUES	TRANSFERS	BUDGET	ACTUAL	BALANCE
MAINTENANCE & OPER	20,446	420,686	0	437,712	429,349	11,783
CAPITAL OUTLAY	18,049	21,075	0	27,250	17,864	19,260
ADJACENT WAYS	0	0	0	0	0	0
DEBT SERVICE	0	0	0	0	0	0
SCHOOL PLANT	0	0	0	0	0	0
FEDERAL PROJECTS	1,858	4,910	0	4,761	4,689	2,079
STATE PROJECTS	1,394	1,000	0	1,000	894	1,505
FOOD SERVICES	0	0	0	0	0	0
AUXILIARY OPERATIONS	0	0	0	0	0	0
UNEMPLOYMENT INSUR	0	0	0	0	0	0
OTHER	371	1,207	0	0	1,100	478
TOTAL	40,123	448,878	0	470,723	463,896	36,106
NOT INCLUDED ABOVE						
BOND BUILDING	0	0	0	0	0	0
INTRGMNTL AGRMNTS	0	0	0	0	0	0
INDIRECT COSTS	0	0	0	0	0	0

Fiscal Year 1992 - 1993 Annual Report for the Arizona Department of Education

DESCRIPTION OF REVENUES RECEIVED BY SOURCE	LOCAL	COUNTY	STATE	FEDERAL	TOTAL REVENUES
MAINTENANCE & OPERATION	67,250	18,244	330,704	0	416,198
CAPITAL OUTLAY	2,322	954	17,799	0	21,075
ADJACENT WAYS	0	0	0	0	0
DEBT SERVICE	0	0	0	0	0
OTHER: SEE DESCRIPTION PAGE 35	0	0	1,000	4,910	5,910
TOTAL BY SOURCE	69,572	19,198	349,503	4,910	443,183
PERCENTAGE OF TOTAL REVENUES	15.70	4.30	78.90	1.10	100.00

SPECIAL EDUCATION PROGRAM EXPENDITURES - DESCRIPTION	BUDGET	ACTUAL
EDUCABLE MENTALLY	0	0
SERIOUSLY EMOTIONALLY	0	0
SERIOUSLY EMOT - PRIVATE	0	0
HEARING	0	0
OTHER HEALTH IMPAIRED	0	0
MULTIPLE DISABILITIES	0	0
MULTIPLE (SSI)	0	0
PHYSICALLY	0	0
LEARNING DISABLED	20,820	20,334
SPEECH / LANGUAGE	10,000	10,000
TRAINABLE MENTALLY	0	0
VISUALLY	0	0
PRESCHOOL MOD DEV DELAY	0	0
PRESCHOOL SEV DEV DELAY	0	0
-SUBTOTAL	30,820	30,334
GIFTED PROGRAMS	1,500	1,559
BILINGUAL ED	0	0
REMEDIATION	0	0
VOCATIONAL & TECHNICAL	0	0
CAREER ED	0	0
-SUBTOTAL	1,500	1,559
TOTAL (INCL IN MAINT & OPER)	32,320	31,893

DUPLICATED COUNTS FOR GIFTED PROG			
KDG	0	9	0
1	0	10	0
2	6	11	0
J	0	12	0
4	1	SUBTOTAL	0
5	0	KDG - 12	9
6	2	ACTUAL EXPENDITURES	
7	0	K - 8	1,600
8	0	9 - 12	0
SUBTOTAL	9	TOTAL	1,600

MISCELLANEOUS DATA as of 6/30/93		
BONDS OUTSTANDING		0
LAND & IMPROVEMENTS		8,200
BUILDING & IMPROVEMENTS		72,482
FURNITURE, EQUIP, VEHICLES		10,000
CONSTRUCTION IN PROGRESS		0
	TAX RATES	ASSESSED VALUATION
-- PRIMARY	3.0074	1,890,093
-- SECONDARY	0.0000	1,896,352
-- S R P		0

AVERAGE DAILY MEMBERSHIP	STATE AID ADM (RESIDENT)	ATTENDING ADM (RESIDENT)	ATTENDING ADM (NON RES)	TOTAL ATTENDING ADM
1990 - 1991				
ELEMENTARY	66,410	62,410	3,240	65,650
HIGH SCHOOL	25,400	0,000	0,000	0,000
-- TOTAL	91,810	62,410	3,240	65,650
1991 - 1992				
ELEMENTARY	72,110	60,110	4,400	64,510
HIGH SCHOOL	20,640	0,000	0,000	0,000
-- TOTAL	92,750	60,110	4,400	64,510
1992 - 1993				
ELEMENTARY	82,265	69,675	5,000	74,675
HIGH SCHOOL	20,550	0,000	0,000	0,000
-- TOTAL	102,815	69,675	5,000	74,675
ENROLLMENT 1992 - 1993				
ORIGINAL ENTRIES				90
TRANSFER STUDENTS				0
TOTAL STUDENTS SERVED				90

STAFFING SUMMARY	NUMBER OF FTE'S	STUDENTS PER STAFF PERSON
CERTIFIED ---		
ADMINS	0	0.00
TEACHERS	4	18.70
OTHER	0	0.00
SUBTOTAL	4	18.70
CLASSIFIED ---		
MANAGERS	0	0.00
TEACH AIDS	0	74.70
OTHER	1	24.90
SUBTOTAL	4	18.70
TOTAL STAFF	8	9.30
TEACHER SALARIES		1,146,900

FINANCIAL DATA FUND DESCRIPTION	JULY 1, 1992			EXPENDITURES		JUNE 30, 1993
	FUND BALANCE	REVENUES	TRANSFERS	BUDGET	ACTUAL	BALANCE
MAINTENANCE & OPER	75,305	13,742,607	0	13,969,594	13,924,085	(106,173)
CAPITAL OUTLAY	87,426	1,075,174	0	1,009,349	993,940	168,660
ADJACENT WAYS	0	0	0	0	0	0
DEBT SERVICE	434	0	0	0	0	434
SCHOOL PLANT	0	0	0	0	0	0
FEDERAL PROJECTS	156,710	1,598,853	0	1,420,474	1,509,373	246,190
STATE PROJECTS	27,371	535,656	0	594,556	444,223	118,804
FOOD SERVICES	295,597	905,245	(59,165)	750,000	836,976	304,701
AUXILIARY OPERATIONS	0	0	0	80,000	0	0
UNEMPLOYMENT INSUR	0	0	0	4,000	0	0
OTHER	22,090	13,235	0	47,134	6,539	28,786
TOTAL	664,933	17,870,770	(59,165)	17,876,107	17,716,136	761,402
NOT INCLUDED ABOVE						
BOND BUILDING	0	0	0	0	0	0
INTRGVMNTL AGRMNTS	0	0	0	0	0	0
INDIRECT COSTS	284	60,084	0	5,000	10,326	50,042

Fiscal Year 1992 - 1993 Annual Report for the Arizona Department of Education

DESCRIPTION OF REVENUES RECEIVED BY SOURCE	LOCAL	COUNTY	STATE	FEDERAL	TOTAL REVENUES
MAINTENANCE & OPERATION	1,498,627	672,904	11,571,076	0	13,742,607
CAPITAL OUTLAY	192,526	31,366	851,282	0	1,075,174
ADJACENT WAYS	0	0	0	0	0
DEBT SERVICE	0	0	0	0	0
OTHER: SEE DESCRIPTION PAGE 35	0	0	535,656	1,598,853	2,134,509
TOTAL BY SOURCE	1,691,153	704,270	12,958,014	1,598,853	16,952,290
PERCENTAGE OF TOTAL REVENUES	10.00	4.20	76.40	9.40	100.00

SPECIAL EDUCATION PROGRAM EXPENDITURES - DESCRIPTION	BUDGET	ACTUAL
EDUCABLE MENTALLY	110,000	112,324
SERIOUSLY EMOTIONALLY	2,736	3,391
SERIOUSLY EMOT - PRIVATE	5,976	0
HEARING	24,823	9,294
OTHER HEALTH IMPAIRED	9,929	30,242
MULTIPLE DISABILITIES	0	6,836
MULTIPLE (SSI)	0	0
PHYSICALLY	0	0
LEARNING DISABLED	670,000	732,482
SPEECH / LANGUAGE	286,910	145,261
TRAINABLE MENTALLY	29,788	68,470
VISUALLY	13,653	8,079
PRESCHOOL MOD DEV DELAY	0	12,602
PRESCHOOL SEV DEV DELAY	0	0
-SUBTOTAL	1,166,297	1,161,259
GIFTED PROGRAMS	54,536	83,159
BILINGUAL ED	253,513	196,150
REMEDIAL ED	0	0
VOCATIONAL & TECH ED	468,294	491,703
CAREER ED	0	0
- SUBTOTAL	776,843	771,057
TOTAL (INCL IN MAINT & OPER)	1,933,140	1,922,316

DUPLICATED COUNTS FOR GIFTED PROG			
KDG	0	0	15
1	0	10	8
2	0	11	11
3	21	12	8
4	17		
5	18		
6	10		
7	15		
8	13		
SUBTOTAL	94	TOTAL	83,159

MISCELLANEOUS DATA as of 6/30/93	
BONDS OUTSTANDING	0
LAND & IMPROVEMENTS	380,313
BUILDING & IMPROVEMENTS	12,059,534
FURNITURE, EQUIP, VEHICLES	4,721,580
CONSTRUCTION IN PROGRESS	0
TAX RATES	ASSESSED VALUATION
-- PRIMARY 5.4065	34,994,514
-- SECONDARY 0.0000	35,402,840
-- SRP	0

AVERAGE DAILY MEMBERSHIP	STATE AID ADM (RESIDENT)	ATTENDING ADM (RESIDENT)	ATTENDING ADM (NON RES)	TOTAL ATTENDING ADM
1990 - 1991				
ELEMENTARY	2,883,200	2,901,910	7,050	2,908,960
HIGH SCHOOL	1,192,913	1,218,740	21,830	1,240,570
-- TOTAL	4,076,113	4,120,650	28,880	4,149,630
1991 - 1992				
ELEMENTARY	2,982,231	3,001,375	9,250	3,010,625
HIGH SCHOOL	1,166,487	1,187,740	19,400	1,207,140
-- TOTAL	4,148,718	4,189,115	28,650	4,217,766
1992 - 1993				
ELEMENTARY	3,054,394	3,077,280	3,020	3,080,300
HIGH SCHOOL	1,278,640	1,278,640	28,680	1,307,320
-- TOTAL	4,333,034	4,355,920	31,700	4,387,620
ENROLLMENT 1992 - 1993				
ORIGINAL ENTRIES				4,817
TRANSFER STUDENTS				112
TOTAL STUDENTS SERVED				4,929

STAFFING SUMMARY	NUMBER OF FTE'S	STUDENTS PER STAFF PERSON
CERTIFIED ---		
ADMINS	17	258.10
TEACHERS	274	19.60
OTHER	16	274.20
SUBTOTAL	257	17.10
CLASSIFIED ---		
MANAGERS	5	877.50
TEACH AIDS	93	47.20
OTHER	134	32.70
SUBTOTAL	232	18.90
TOTAL STAFF	489	9.00
TEACHER SALARIES		7,335,278



FINANCIAL DATA FUND DESCRIPTION	JULY 1, 1992			EXPENDITURES		JUNE 30, 1993 BALANCE
	FUND BALANCE	REVENUES	TRANSFERS	BUDGET	ACTUAL	
MAINTENANCE & OPER	30,829	728,043	0	753,350	671,508	87,364
CAPITAL OUTLAY	38,971	93,258	0	54,518	10,778	121,451
ADJACENT WAYS	0	0	0	0	0	0
DEBT SERVICE	0	0	0	0	0	0
SCHOOL PLANT	0	0	0	0	0	0
FEDERAL PROJECTS	22,119	80,133	0	78,534	75,633	26,619
STATE PROJECTS	43	1,014	0	1,000	500	937
FOOD SERVICES	2,73	12,126	0	7,000	13,579	1,267
AUXILIARY OPERATIONS	0	0	0	0	0	0
UNEMPLOYMENT INSUR	17,234	323	0	14,000	0	17,557
OTHER	544	11	0	0	0	555
TOTAL	112,840	814,908	0	908,402	771,998	256,750
NOT INCLUDED ABOVE						
BOND BUILDING	0	0	0	0	0	0
INTRGVMNTL AGRMNTS	0	0	0	0	0	0
INDIRECT COSTS	0	1,397	0	3,000	0	1,397

Fiscal Year 1992 - 1993 Annual Report for the Arizona Department of Education

DESCRIPTION OF REVENUES RECEIVED BY SOURCE	LOCAL	COUNTY	STATE	FEDERAL	TOTAL REVENUES
MAINTENANCE & OPERATION	106,123	33,238	576,172	0	715,533
CAPITAL OUTLAY	8,331	4,532	80,395	0	93,258
ADJACENT WAYS	0	0	0	0	0
DEBT SERVICE	0	0	0	0	0
OTHER: SEE DESCRIPTION PAGE 35	0	0	1,014	80,133	81,147
TOTAL BY SOURCE	114,454	37,770	657,581	80,133	889,938
PERCENTAGE OF TOTAL REVENUES	12.90	4.20	73.90	9.00	100.00

SPECIAL EDUCATION PROGRAM EXPENDITURES - DESCRIPTION	BUDGET	ACTUAL
EDUCABLE MENTALLY	8,890	8,451
SERIOUSLY EMOTIONALLY	0	2,817
SERIOUSLY EMOT - PRIVATE	0	0
HEARING	0	0
OTHER HEALTH IMPAIRED	0	0
MULTIPLE DISABILITIES	0	0
MULTIPLE (SSI)	0	0
PHYSICALLY	0	0
LEARNING DISABLED	63,848	59,167
SPEECH / LANGUAGE	6,466	7,000
TRAINABLE MENTALLY	0	0
VISUALLY	0	0
PRESCHOOL MOD DEV DELAY	0	0
PRESCHOOL SEV DEV DELAY	0	0
-SUBTOTAL	79,204	77,436
GIFTED PROGRAMS	1,616	1,616
BILINGUAL ED	0	0
REMEDIAL ED	0	0
VOCATIONAL & TECH ED	0	0
CAREER ED	0	0
- SUBTOTAL	1,616	1,616
TOTAL (INCL IN MAINT & OPER)	80,820	79,051

DUPLICATED COUNTS FOR GIFTED PROG			
KDG	0	9	0
1	0	10	0
2	0	11	0
3	0	12	0
4	0	SUBTOTAL	0
5	1	KDG - 12	6
6	3	ACTUAL EXPENDITURES	
7	1	K - 8	641
8	1	9 - 12	0
SUBTOTAL	6	TOTAL	641

MISCELLANEOUS DATA as of 6/30/93		
BONDS OUTSTANDING		0
LAND & IMPROVEMENTS		134,667
BUILDING & IMPROVEMENTS		904,729
FURNITURE, EQUIP, VEHICLES		461,181
CONSTRUCTION IN PROGRESS		0
TAX RATES	ASSESSED VALUATION	
-- PRIMARY	1.308	4,421,822
-- SECONDARY	0.0000	4,483,216
-- S.R.P.		0

AVERAGE DAILY MEMBERSHIP	STATE AID ADM (RESIDENT)	ATTENDING ADM (RESIDENT)	ATTENDING ADM (NON RES)	TOTAL ATTENDING ADM
1990 - 1991				
ELEMENTARY	201,335	201,335	5,000	206,335
HIGH SCHOOL	0,000	0,000	0,000	0,000
-- TOTAL	201,335	201,335	5,000	206,335
1991 - 1992				
ELEMENTARY	196,465	196,465	11,000	207,465
HIGH SCHOOL	0,000	0,000	0,000	0,000
-- TOTAL	196,465	196,465	11,000	207,465
1992 - 1993				
ELEMENTARY	189,055	189,055	14,000	203,055
HIGH SCHOOL	0,000	0,000	0,000	0,000
-- TOTAL	189,055	189,055	14,000	203,055
ENROLLMENT 1992 - 1993				
ORIGINAL ENTRIES				230
TRANSFER STUDENTS				21
TOTAL STUDENTS SERVED				251

STAFFING SUMMARY	NUMBER OF FTE'S	STUDENTS PER STAFF PERSON
CERTIFIED ---		
ADMINS	1	203.10
TEACHERS	12	16.90
OTHER	0	0.00
SUBTOTAL	13	15.60
CLASSIFIED ---		
MANAGERS	2	101.50
TEACH AIDS	7	29.00
OTHER	5	40.60
SUBTOTAL	14	14.50
TOTAL STAFF	27	7.50
TEACHER SALARIES		303,872

FINANCIAL DATA FUND DESCRIPTION	JULY 1, 1992			EXPENDITURES		JUNE 30, 1993
	FUND BALANCE	REVENUES	TRANSFERS	BUDGET	ACTUAL	BALANCE
MAINTENANCE & OPER	26,858	60,131	0	92,587	70,855	18,334
CAPITAL OUTLAY	18,021	25	0	12,000	0	18,046
ADJACENT WAYS	0	0	0	0	0	0
DEBT SERVICE	0	0	0	0	0	0
SCHOOL PLANT	0	0	0	0	0	0
FEDERAL PROJECTS	0	0	0	0	0	0
STATE PROJECTS	0	0	0	0	0	0
FOOD SERVICES	0	0	0	0	0	0
AUXILIARY OPERATIONS	0	0	0	0	0	0
UNEMPLOYMENT INSUR	0	0	0	0	0	0
OTHER	0	0	0	0	0	0
TOTAL	44,879	60,156	0	104,587	70,656	34,380
NOT INCLUDED ABOVE						
BOND BUILDING	0	0	0	0	0	0
INTRGVMNTL AGRMNTS	0	0	0	0	0	0
INDIRECT COSTS	0	0	0	0	0	0

Fiscal Year 1992 - 1993 Annual Report for the Arizona Department of Education

DESCRIPTION OF REVENUES RECEIVED BY SOURCE	LOCAL	COUNTY	STATE	FEDERAL	TOTAL REVENUES
MAINTENANCE & OPERATION	59,239	82	(1)	0	59,320
CAPITAL OUTLAY	0	12	13	0	25
ADJACENT WAYS	0	0	0	0	0
DEBT SERVICE	0	0	0	0	0
OTHER: SEE DESCRIPTION PAGE 35	0	0	0	0	0
TOTAL BY SOURCE	59,239	94	12	0	59,345
PERCENTAGE OF TOTAL REVENUES	99.80	0.20	0.00	0.00	100.00

SPECIAL EDUCATION PROGRAM EXPENDITURES - DESCRIPTION	BUDGET	ACTUAL
EDUCABLE MENTALLY	0	0
SERIOUSLY EMOTIONALLY	0	0
SERIOUSLY EMOT - PRIVATE	0	0
HEARING	0	0
OTHER HEALTH IMPAIRED	0	0
MULTIPLE DISABILITIES	0	0
MULTIPLE (SSI)	0	0
PHYSICALLY	0	0
LEARNING DISABLED	0	0
SPEECH / LANGUAGE	0	0
TRAINABLE MENTALLY	0	0
VISUALLY	0	0
PRESCHOOL MOD DEV DELAY	0	0
PRESCHOOL SEV DEV DELAY	0	0
-SUBTOTAL	3,000	0
GIFTED PROGRAMS	0	0
BILINGUAL ED	0	0
REMEDIAL ED	0	0
VOCATIONAL & TECH ED	0	0
CAREER ED	0	0
SUBTOTAL	0	0
TOTAL (INCL IN MAINT & OPER)	3,000	0

DUPLICATED COUNTS FOR GIFTED PROG			
KDG	0	9	0
1	0	10	0
2	0	11	0
3	0	12	0
4	0	SUBTOTAL	0
5	0	KDG - 12	0
6	0	ACTUAL EXPENDITURES	0
7	0	K - 8	0
8	0	9 - 12	0
SUBTOTAL	0	TOTAL	0

MISCELLANEOUS DATA as of 6/30/93		
BONDS OUTSTANDING		0
LAND & IMPROVEMENTS		0
BUILDING & IMPROVEMENTS		0
FURNITURE, EQUIP, VEHICLES		22,195
CONSTRUCTION IN PROGRESS		0
	TAX RATES	ASSESSED VALUATION
-- PRIMARY	2.2061	2,878,969
-- SECONDARY	0.0000	2,895,584
-- SRP		0

AVERAGE DAILY MEMBERSHIP	STATE AID ADM (RESIDENT)	ATTENDING ADM (RESIDENT)	ATTENDING ADM (NON RES)	TOTAL ATTENDING ADM
1990 - 1991				
ELEMENTARY	7,290	0,000	0,000	0,000
HIGH SCHOOL	5,050	0,000	0,000	0,000
-- TOTAL	12,340	0,000	0,000	0,000
1991 - 1992				
ELEMENTARY	8,650	0,000	0,000	0,000
HIGH SCHOOL	5,000	0,000	0,000	0,000
-- TOTAL	13,650	0,000	0,000	0,000
1992 - 1993				
ELEMENTARY	5,430	0,000	0,000	0,000
HIGH SCHOOL	4,000	0,000	0,000	0,000
-- TOTAL	9,430	0,000	0,000	0,000
ENROLLMENT 1992 - 1993				
ORIGINAL ENTRIES				0
TRANSFER STUDENTS				0
TOTAL STUDENTS SERVED				0

STAFFING SUMMARY	NUMBER OF FTE'S	STUDENTS PER STAFF PERSON
CERTIFIED --		
ADMINS	0	0.00
TEACHERS	0	0.00
OTHER	0	0.00
SUBTOTAL	0	0.00
CLASSIFIED ---		
MANAGERS	0	0.00
TEACH AIDS	0	0.00
OTHER	1	0.00
SUBTOTAL	1	0.00
TOTAL STAFF	1	0.00
TEACHER SALARIES		0

FINANCIAL DATA FUND DESCRIPTION	'JULY 1, 1992			EXPENDITURES		JUNE 30, 1993
	FUND BALANCE	REVENUES	TRANSFERS	BUDGET	ACTUAL	BALANCE
MAINTENANCE & OPER	(275,277)	4,142,895	0	5,531,713	5,439,832	(1,572,214)
CAPITAL OUTLAY	3,794,112	170,263	0	679,114	677,863	3,286,512
ADJACENT WAYS	0	0	0	0	0	0
DEBT SERVICE	0	0	0	0	0	0
SCHOOL PLANT	0	0	0	0	0	0
FEDERAL PROJECTS	42,929	315,233	(9,960)	297,768	317,073	31,129
STATE PROJECTS	1,134	3,333	0	4,175	2,956	1,511
FOOD SERVICES	15,744	212,214	0	280,000	208,488	19,470
AUXILIARY OPERATIONS	0	0	0	5,000	0	0
UNEMPLOYMENT INSUR	0	0	0	0	0	0
OTHER	141,090	189,258	0	142,000	284,992	45,356
TOTAL	3,719,732	5,033,196	(9,960)	6,939,768	6,931,204	1,811,764
NOT INCLUDED ABOVE						
BOND BUILDING	0	0	0	0	0	0
INTRGMNTL AGRMNTS	9,975	21,164	0	0	29,355	1,784
INDIRECT COSTS	148	7	0	10,000	0	155

Fiscal Year 1992 - 1993 Annual Report for the Arizona Department of Education

DESCRIPTION OF REVENUES RECEIVED BY SOURCE	LOCAL	COUNTY	STATE	FEDERAL	TOTAL REVENUES
MAINTENANCE & OPERATION	7,233	238,163	91,301	3,806,198	4,142,895
CAPITAL OUTLAY	133,184	26,463	10,616	0	170,263
ADJACENT WAYS	0	0	0	0	0
DEBT SERVICE	0	0	0	0	0
OTHER: SEE DESCRIPTION PAGE 35	0	0	3,333	315,233	318,566
TOTAL BY SOURCE	140,417	264,626	105,250	4,121,431	4,631,724
PERCENTAGE OF TOTAL REVENUES	3.00	5.70	2.30	89.00	100.00

SPECIAL EDUCATION PROGRAM EXPENDITURES - DESCRIPTION	BUDGET	ACTUAL
EDUCABLE MENTALLY	11,172	10,863
SERIOUSLY EMOTIONALLY	0	0
SERIOUSLY EMOT - PRIVATE	0	0
HEARING	0	0
OTHER HEALTH IMPAIRED	0	0
MULTIPLE DISABILITIES	17,263	16,789
MULTIPLE (SSI)	0	0
PHYSICALLY	0	0
LEARNING DISABLED	378,770	368,365
SPEECH / LANGUAGE	68,544	66,661
TRAINABLE MENTALLY	18,278	17,778
VISUALLY	0	0
PRESCHOOL MOD DEV DELAY	3,046	2,963
PRESCHOOL SEV DEV DELAY	3,046	2,963
-SUBTOTAL	507,735	493,787
GIFTED PROGRAMS	59,377	56,097
BILINGUAL ED	38,777	39,395
REMEDIAL ED	0	0
VOCATIONAL & TECH ED	0	0
CAREER ED	0	0
- SUBTOTAL	98,154	95,492
TOTAL (INCL IN MAINT & OPER)	605,889	589,279

DUPLICATED COUNTS FOR GIFTED PROG			
KDG	0	9	0
1	8	10	0
2	25	11	0
3	24	12	0
4	18	SUBTOTAL	
5	17	KDG - 12	135
6	15	ACTUAL EXPENDITURES	
7	13	K - 8	59,779
8	15	9 - 12	0
SUBTOTAL	135	TOTAL	59,779

MISCELLANEOUS DATA as of 6/30/93	
BONDS OUTSTANDING	0
LAND & IMPROVEMENTS	172,632
BUILDING & IMPROVEMENTS	502,510
FURNITURE, EQUIP, VEHICLES	2,576,504
CONSTRUCTION IN PROGRESS	0
TAX RATES ASSESSED VALUATION	
-- PRIMARY	0.0000 0
-- SECONDARY	0.0000 0
-- S R P	0

AVERAGE DAILY MEMBERSHIP	STATE AID ADM (RESIDENT)	ATTENDING ADM (RESIDENT)	ATTENDING ADM (NON RES)	TOTAL ATTENDING ADM
1990 - 1991				
ELEMENTARY	1,469,060	1,469,060	0,000	1,469,060
HIGH SCHOOL	0,000	0,000	0,000	0,000
-- TOTAL	1,469,060	1,469,060	0,000	1,469,060
1991 - 1992				
ELEMENTARY	1,516,170	1,508,620	0,000	1,508,620
HIGH SCHOOL	0,000	0,000	0,000	0,000
-- TOTAL	1,516,170	1,508,620	0,000	1,508,620
1992 - 1993				
ELEMENTARY	1,446,150	1,443,150	0,000	1,443,150
HIGH SCHOOL	0,000	0,000	0,000	0,000
-- TOTAL	1,446,150	1,443,150	0,000	1,443,150
ENROLLMENT				
1992 - 1993				1,952
ORIGINAL ENTRIES				29
TRANSFER STUDENTS				1,981
TOTAL STUDENTS SERVED				

STAFFING SUMMARY	NUMBER OF FTE'S	STUDENTS PER STAFF PERSON
CERTIFIED ---		
ADMINS	6	240.50
TEACHERS	84	17.20
OTHER	4	360.80
SUBTOTAL	94	15.40
CLASSIFIED ---		
MANAGERS	1	481.10
TEACH AIDS	20	72.20
OTHER	39	37.00
SUBTOTAL	62	23.30
TOTAL STAFF	156	9.30
TEACHER SALARIES		

FINANCIAL DATA FUND DESCRIPTION	JULY 1, 1992			EXPENDITURES		JUNE 30, 1993
	FUND BALANCE	REVENUES	TRANSFERS	BUDGET	ACTUAL	BALANCE
MAINTENANCE & OPER	15,809	254,301	0	281,918	261,602	8,308
CAPITAL OUTLAY	9,328	23,840	0	33,450	28,837	4,331
ADJACENT WAYS	0	0	0	0	0	0
DEBT SERVICE	0	0	0	0	0	0
SCHOOL PLANT	0	0	0	0	0	0
FEDERAL PROJECTS	0	400	0	0	172	228
STATE PROJECTS	34	1,009	0	0	858	185
FOOD SERVICES	0	0	0	0	0	0
AUXILIARY OPERATIONS	0	0	0	0	0	0
UNEMPLOYMENT INSUR	1,891	86	0	0	0	1,977
OTHER	0	0	0	0	0	0
TOTAL	26,862	279,636	0	315,368	291,469	15,029
NOT INCLUDED ABOVE						
BOND BUILDING	0	0	0	0	0	0
INTRGVMNTL AGRMNTS	0	0	0	0	0	0
INDIRECT COSTS	0	0	0	0	0	0

Fiscal Year 1992 - 1993 Annual Report for the Arizona Department of Education

DESCRIPTION OF REVENUES RECEIVED BY SOURCE	LOCAL	COUNTY	STATE	FEDERAL	TOTAL REVENUES
MAINTENANCE & OPERATION	63,371	6,668	177,203	0	247,242
CAPITAL OUTLAY	9,201	498	14,141	0	23,840
ADJACENT WAYS	0	0	0	0	0
DEBT SERVICE	0	0	0	0	0
OTHER: SEE DESCRIPTION PAGE 35	0	0	1,009	400	1,409
TOTAL BY SOURCE	72,572	7,166	192,353	400	272,491
PERCENTAGE OF TOTAL REVENUES	26.60	2.60	70.60	0.10	100.00

SPECIAL EDUCATION PROGRAM EXPENDITURES - DESCRIPTION	BUDGET	ACTUAL
EDUCABLE MENTALLY	8,213	8,283
SERIOUSLY EMOTIONALLY	0	0
SERIOUSLY EMOT - PRIVATE	0	0
HEARING	0	0
OTHER HEALTH IMPAIRED	0	0
MULTIPLE DISABILITIES	0	0
MULTIPLE (SSI)	0	0
PHYSICALLY	0	0
LEARNING DISABLED	0	0
SPEECH / LANGUAGE	8,213	8,283
TRAINABLE MENTALLY	0	0
VISUALLY	0	0
PRESCHOOL MOD DEV DELAY	0	0
PRESCHOOL SEV DEV DELAY	0	0
-SUBTOTAL	16,426	16,566
GIFTED PROGRAMS	200	200
BILINGUAL ED	600	400
REMEDIAL ED	0	0
VOCATIONAL & TECH ED	0	0
CAREER ED	0	0
- SUBTOTAL	800	600
TOTAL (INCL IN MAINT & OPER)	17,226	17,166

DUPLICATED COUNTS FOR GIFTED PROG		
KDG	0	9
1	0	10
2	0	11
3	1	12
4	0	SUBTOTAL
5	1	KDG - 12
6	0	ACTUAL EXPENDITURES
7	0	K - 8
8	1	9 - 12
SUBTOTAL	3	TOTAL

MISCELLANEOUS DATA as of 6/30/93	
BONDS OUTSTANDING	0
LAND & IMPROVEMENTS	10,136
BUILDING & IMPROVEMENTS	187,080
FURNITURE, EQUIP, VEHICLES	131,192
CONSTRUCTION IN PROGRESS	0
TAX RATES	ASSESSED VALUATION
-- PRIMARY	5.3248
-- SECONDARY	0.0000
-- S.R.P.	0

AVERAGE DAILY MEMBERSHIP	STATE AID ADM (RESIDENT)	ATTENDING ADM (RESIDENT)	ATTENDING ADM (NON RES)	TOTAL ATTENDING ADM
1990 - 1991				
ELEMENTARY	45,070	45,070	0,000	45,070
HIGH SCHOOL	14,380	0,000	0,000	0,000
-- TOTAL	59,450	45,070	0,000	45,070
1991 - 1992				
ELEMENTARY	39,625	39,625	0,000	39,625
HIGH SCHOOL	11,990	0,000	0,000	0,000
-- TOTAL	51,615	39,625	0,000	39,625
1992 - 1993				
ELEMENTARY	48,690	48,690	0,000	48,690
HIGH SCHOOL	13,690	0,000	0,000	0,000
-- TOTAL	62,380	48,690	0,000	48,690
ENROLLMENT				
1992 - 1993				54
ORIGINAL ENTRIES				1
TRANSFER STUDENTS				55
TOTAL STUDENTS SERVED				

STAFFING SUMMARY	NUMBER OF FTE'S	STUDENTS PER STAFF PERSON
CERTIFIED ---		
ADMINS	0	0.00
TEACHERS	4	12.20
OTHER	0	0.00
SUBTOTAL	4	12.20
CLASSIFIED ---		
MANAGERS	0	0.00
TEACH AIDS	1	48.70
OTHER	2	24.30
SUBTOTAL	3	16.20
TOTAL STAFF	7	7.00
TEACHER SALARIES		90,995



FINANCIAL DATA FUND DESCRIPTION	JULY 1, 1992			EXPENDITURES		JUNE 30, 1993
	FUND BALANCE	REVENUES	TRANSFERS	BUDGET	ACTUAL	BALANCE
MAINTENANCE & OPER	502,867	888,347	0	1,091,384	1,057,071	334,143
CAPITAL OUTLAY	85,370	98,703	0	85,936	83,455	120,618
ADJACENT WAYS	0	0	0	0	0	0
DEBT SERVICE	0	0	0	0	0	0
SCHOOL PLANT	0	0	0	0	0	0
FEDERAL PROJECTS	28,022	65,767	0	57,254	66,101	27,688
STATE PROJECTS	4,519	4,047	0	0	3,819	4,747
FOOD SERVICES	0	0	0	0	0	0
AUXILIARY OPERATIONS	0	0	0	0	0	0
UNEMPLOYMENT INSUR	0	0	0	0	0	0
OTHER	669	309	0	0	0	978
TOTAL	621,447	1,067,173	0	1,214,674	1,190,446	488,174
NOT INCLUDED ABOVE	1					
BOND BUILDING	0	0	0	0	0	0
INTRGVMNTL AGRMNTS	0	0	0	0	0	0
INDIRECT COSTS	0	0	0	0	0	0

Fiscal Year 1992 - 1993 Annual Report for the Arizona Department of Education

DESCRIPTION OF REVENUES RECEIVED BY SOURCE	LOCAL	COUNTY	STATE	FEDERAL	TOTAL REVENUES
MAINTENANCE & OPERATION	18	48,773	649,479	0	698,270
CAPITAL OUTLAY	0	5,419	93,284	0	98,703
ADJACENT WAYS	0	0	0	0	0
DEBT SERVICE	0	0	0	0	0
OTHER: SEE DESCRIPTION PAGE 35	0	0	4,047	65,767	69,814
TOTAL BY SOURCE	18	54,192	746,810	65,767	866,787
PERCENTAGE OF TOTAL REVENUES	0.00	6.23	86.20	7.60	100.00

SPECIAL EDUCATION PROGRAM EXPENDITURES - DESCRIPTION	BUDGET	ACTUAL
EDUCABLE MENTALLY	30,451	32,096
SERIOUSLY EMOTIONALLY	0	0
SERIOUSLY EMOT - PRIVATE	0	0
HEARING	0	0
OTHER HEALTH IMPAIRED	0	0
MULTIPLE DISABILITIES	0	0
MULTIPLE (SGI)	0	0
PHYSICALLY	0	0
LEARNING DISABLED	32,000	33,930
SPEECH / LANGUAGE	19,511	22,009
TRAINABLE MENTALLY	0	0
VISUALLY	0	0
PRESCHOOL MOD DEV DELAY	0	0
PRESCHOOL SEV DEV DELAY	0	0
- SUBTOTAL	81,962	88,036
GIFTED PROGRAMS	4,000	3,668
BILINGUAL ED	0	0
REMEDIATION ED	0	0
VOCATIONAL & TECH ED	0	0
CAREER ED	0	0
- SUBTOTAL	4,000	3,668
TOTAL (INCL IN MAINT & OPER)	85,962	91,703

DUPLICATED COUNTS FOR GIFTED PROG			
KIDG	0	9	0
1	0	10	0
2	1	11	0
3	1	12	0
4	0	SUBTOTAL	0
5	0	KDG - 12	6
6	1	ACTUAL EXPENDITURES	
7	1	K 8	3,668
8	2	9 - 12	0
SUBTOTAL	6	TOTAL	3,668

MISCELLANEOUS DATA as of 6/30/93		
BONDS OUTSTANDING	0	
LAND & IMPROVEMENTS	27,851	
BUILDING & IMPROVEMENTS	1,539,066	
FURNITURE, EQUIP, VEHICLES	221,853	
CONSTRUCTION IN PROGRESS	0	
TAX RATES	ASSESSED VALUATION	
-- PRIMARY	0.0000	1,638,620
-- SECONDARY	0.0000	1,863,570
-- S R P		0

AVERAGE DAILY MEMBERSHIP	STATE AID ADM (RESIDENT)	ATTENDING ADM (RESIDENT)	ATTENDING ADM (NON RES)	TOTAL ATTENDING ADM
1990 - 1991				
ELEMENTARY	203,825	203,825	3,450	207,275
HIGH SCHOOL	99,380	0,000	0,000	0,000
-- TOTAL	303,206	203,825	3,450	207,275
1991 - 1992				
ELEMENTARY	188,685	198,790	2,000	200,790
HIGH SCHOOL	78,170	0,000	0,000	0,000
-- TOTAL	266,855	198,790	2,000	200,790
1992 - 1993				
ELEMENTARY	184,981	188,300	400	188,700
HIGH SCHOOL	80,252	0,000	0,000	0,000
-- TOTAL	265,233	188,300	400	188,700
ENROLLMENT	ORIGINAL ENTRIES			204
1992 - 1993	TRANSFER STUDENTS			18
	TOTAL STUDENTS SERVED			222

STAFFING SUMMARY	NUMBER OF FTE'S	STUDENTS PER STAFF PERSON
CERTIFIED ---		
ADMINS	1	188.70
TEACHERS	14	13.50
OTHER	1	188.70
SUBTOTAL	16	11.80
CLASSIFIED ---		
MANAGERS	0	0.00
TEACH AIDS	0	0.00
OTHER	1	31.50
SUBTOTAL	1	31.50
TOTAL STAFF	22	8.60
TEACHER SALARIES		412,745



FINANCIAL DATA FUND DESCRIPTION	JULY 1, 1992			EXPENDITURES		JUNE 30, 1993
	FUND BALANCE	REVENUES	TRANSFERS	BUDGET	ACTUAL	BALANCE
MAINTENANCE & OPER	167,331	3,195,623	0	3,388,880	3,388,425	(25,471)
CAPITAL OUTLAY	50,449	172,270	0	199,000	398,473	(175,754)
ADJACENT WAYS	40,120	221,020	0	40,000	0	281,140
DEBT SERVICE	19,745	302,233	0	296,718	297,333	24,645
SCHOOL PLANT	186	6	0	0	0	172
FEDERAL PROJECTS	16,087	76,171	0	59,000	78,705	13,553
STATE PROJECTS	1,255	2,090	0	24,000	2,644	701
FOOD SERVICES	1,308	11,578	0	12,000	10,991	1,895
AUXILIARY OPERATIONS	0	0	0	0	0	0
UNEMPLOYMENT INSUR	0	0	0	0	0	0
OTHER	24,098	27,743	0	58,000	6,551	45,290
TOTAL	320,559	4,008,734	0	4,077,598	4,183,122	146,171
NOT INCLUDED ABOVE						
BOND BUILDING	0	0	0	0	0	0
INTRGVMNTL AGRMNTS	0	0	0	0	0	0
INDIRECT COSTS	0	0	0	0	0	0

Fiscal Year 1992 - 1993 Annual Report for the Arizona Department of Education

DESCRIPTION OF REVENUES RECEIVED BY SOURCE	LOCAL	COUNTY	STATE	FEDERAL	TOTAL REVENUES
MAINTENANCE & OPERATION	423,728	135,629	2,586,696	(25,125)	3,120,928
CAPITAL OUTLAY	1,099	8,654	159,353	3,164	172,270
ADJACENT WAYS	185,038	0	34,679	0	219,717
DEBT SERVICE	301,744	0	489	0	302,233
OTHER: SEE DESCRIPTION PAGE 35	6	0	2,090	76,171	78,267
TOTAL BY SOURCE	911,615	144,283	2,783,307	54,210	3,893,415
PERCENTAGE OF TOTAL REVENUES	23.40	3.70	71.50	1.40	100.00

SPECIAL EDUCATION PROGRAM EXPENDITURES - DESCRIPTION	BUDGET	ACTUAL
EDUCABLE MENTALLY	40,255	40,251
SERIOUSLY EMOTIONALLY	32,174	32,116
SERIOUSLY EMOT - PRIVATE	0	0
HEARING	8,431	8,425
OTHER HEALTH IMPAIRED	0	0
MULTIPLE DISABILITIES	26,737	26,707
MULTIPLE (SSI)	0	0
PHYSICALLY	0	0
LEARNING DISABLED	121,454	121,451
SPEECH / LANGUAGE	42,999	42,994
TRAINABLE MENTALLY	0	0
VISUALLY	0	0
PRESCHOOL MOD DEV DELAY	0	0
PRESCHOOL SEV DEV DELAY	0	0
-SUBTOTAL	272,000	271,944
GIFTED PROGRAMS	0	0
BILINGUAL ED	0	0
REMEDIAL ED	0	0
VOCATIONAL & TECH ED	0	0
CAREER ED	0	0
- SUBTOTAL	0	0
TOTAL (INCL IN MAINT & OPER)	272,000	271,944

DUPLICATED COUNTS FOR GIFTED PROG			
KDG	0	9	0
1	0	10	0
2	2	11	0
3	4	12	0
4	9	SUBTOTAL	0
5	8	KDG - 12	40
6	7	ACTUAL EXPENDITURES	
7	14	K - 8	0
8	2	9 - 12	0
SUBTOTAL	46	TOTAL	0

MISCELLANEOUS DATA as of 6/30/93	
BONDS OUTSTANDING	1,365,000
LAND & IMPROVEMENTS	610,000
BUILDING & IMPROVEMENTS	4,585,000
FURNITURE, EQUIP, VEHICLES	1,500,000
CONSTRUCTION IN PROGRESS	0
TAX RATES	ASSESSED VALUATION
-- PRIMARY 5.2843	13,397,669
-- SECONDARY 2.2053	13,603,895
-- S R P	0

AVERAGE DAILY MEMBERSHIP	STATE AID ADM (RESIDENT)	ATTENDING ADM (RESIDENT)	ATTENDING ADM (NON RES)	TOTAL ATTENDING ADM
1990 - 1991				
ELEMENTARY	553,510	551,510	0,000	551,510
HIGH SCHOOL	174,040	0,000	0,000	0,000
-- TOTAL	727,560	551,510	0,000	551,510
1991 - 1992				
ELEMENTARY	575,620	559,900	730	560,630
HIGH SCHOOL	179,090	0,000	0,000	0,000
-- TOTAL	754,710	559,900	730	560,630
1992 - 1993				
ELEMENTARY	640,055	636,655	2,220	638,875
HIGH SCHOOL	240,363	0,000	0,000	0,000
-- TOTAL	880,418	636,655	2,220	638,875
ENROLLMENT 1992 - 1993				
ORIGINAL ENTRIES				724
TRANSFER STUDENTS				70
TOTAL STUDENTS SERVED				794

STAFFING SUMMARY	NUMBER OF FTE'S	STUDENTS PER STAFF PERSON
CERTIFIED		
ADMINS	4	159.70
TEACHERS	37	17.30
OTHER	2	319.40
SUBTOTAL	43	14.90
CLASSIFIED		
MANAGERS	2	319.40
TEACH AIDS	4	71.00
OTHER	19	33.60
SUBTOTAL	30	21.30
TOTAL STAFF	73	8.80
TEACHER SALARIES		1,036,983



FINANCIAL DATA FUND DESCRIPTION	JULY 1, 1992			EXPENDITURES		JUNE 30, 1993
	FUND BALANCE	REVENUES	TRANSFERS	BUDGET	ACTUAL	BALANCE
MAINTENANCE & OPER	37,415	579,586	0	639,401	622,534	(5,533)
CAPITAL OUTLAY	144,646	53,876	0	113,500	113,306	85,216
ADJACENT WAYS	0	0	0	0	0	0
DEBT SERVICE	9,028	36,638	0	43,480	41,968	3,668
SCHOOL PLANT	423	0	0	409	.09	14
FEDERAL PROJECTS	11,169	7,906	0	13,986	17,329	1,746
STATE PROJECTS	1,539	1,052	0	2,000	1,474	1,117
FOOD SERVICES	4,523	27,276	0	27,500	23,351	8,448
AUXILIARY OPERATIONS	0	0	0	0	0	0
UNEMPLOYMENT INSUR	0	0	0	0	0	0
OTHER	1,845	1,361	(1,784)	0	242	1,180
TOTAL	210,688	707,696	(1,784)	640,276	820,643	95,866
NOT INCLUDED ABOVE						
BOND BUILDING	0	0	0	0	0	0
INTRGMNTL AGRMNTS	0	0	0	0	0	0
INDIRECT COSTS	0	0	0	0	0	0

Fiscal Year 1992 - 1993 Annual Report for the Arizona Department of Education

DESCRIPTION OF REVENUES RECEIVED BY SOURCE	LOCAL	COUNTY	STATE	FEDERAL	TOTAL REVENUES
MAINTENANCE & OPERATION	125,954	21,878	416,177	0	563,609
CAPITAL OUTLAY	26,297	1,151	26,427	0	53,875
ADJACENT WAYS	0	0	0	0	0
DEBT SERVICE	36,638	0	0	0	36,638
OTHER: SEE DESCRIPTION PAGE 35	0	0	1,052	7,906	8,958
TOTAL BY SOURCE	188,489	23,029	443,656	7,906	663,080
PERCENTAGE OF TOTAL REVENUES	28.40	3.50	66.90	1.20	100.00

SPECIAL EDUCATION PROGRAM EXPENDITURES - DESCRIPTION	BUDGET	ACTUAL
EDUCABLE MENTALLY	0	0
SERIOUSLY EMOTIONALLY	0	0
SERIOUSLY EMOT - PRIVATE	0	0
HEARING	0	0
OTHER HEALTH IMPAIRED	0	0
MULTIPLE DISABILITIES	0	0
MULTIPLE (SSI)	0	0
PHYSICALLY	0	0
LEARNING DISABLED	7,590	10,962
SPEECH / LANGUAGE	5,100	4,020
TRAINABLE MENTALLY	6,000	4,750
VISUALLY	0	0
PRESCHOOL MOD DEV DELAY	0	0
PRESCHOOL SEV DEV DELAY	0	0
-SUBTOTAL	21,596	21,924
GIFTED PROGRAMS	3,922	2,923
BILINGUAL ED	6,163	4,750
REMEDIAL ED	8,590	6,943
VOCATIONAL & TECH ED	0	0
CAREER ED	0	0
- SUBTOTAL	18,675	14,616
TOTAL (INCL IN MAINT & OPER)	40,271	36,540

DUPLICATED COUNTS FOR GIFTED PROG			
KDG	0	9	0
1	1	10	0
2	1	11	0
3	2	12	0
4	1	SUBTOTAL	0
5	0	KDG - 12	5
6	0	ACTUAL EXPENDITURES	
7	0	K - 8	2,923
8	0	9 - 12	0
SUBTOTAL	5	TOTAL	2,923

MISCELLANEOUS DATA as of 6/30/93	
BONDS OUTSTANDING	320,000
LAND & IMPROVEMENTS	13,415
BUILDING & IMPROVEMENTS	1,060,762
FURNITURE, EQUIP, VEHICLES	136,513
CONSTRUCTION IN PROGRESS	0
TAX RATES ASSESSED VALUATION	
.. PRIMARY	2.0275 8,284,701
.. SECONDARY	4295 8,427,486
.. S R P	0

AVERAGE DAILY MEMBERSHIP	STATE AID ADM (RESIDENT)	ATTENDING ADM (RESIDENT)	ATTENDING ADM (NON RES)	TOTAL ATTENDING ADM
1990 - 1991				
ELEMENTARY	136,385	136,350	0,000	136,350
HIGH SCHOOL	0,000	0,000	0,000	0,000
-- TOTAL	136,385	136,350	0,000	136,350
1991 - 1992				
ELEMENTARY	131,260	130,820	0,000	130,820
HIGH SCHOOL	0,000	0,000	0,000	0,000
-- TOTAL	131,260	130,820	0,000	130,820
1992 - 1993				
ELEMENTARY	136,099	137,165	0,000	137,165
HIGH SCHOOL	0,000	0,000	0,000	0,000
-- TOTAL	136,099	137,165	0,000	137,165
ENROLLMENT				
1992				155
1991				14
TOTAL STUDENTS SERVED				169

STAFFING SUMMARY	NUMBER OF FTE'S	STUDENTS PER STAFF PERSON
CERTIFIED ---		
ADMINS	1	137.20
TEACHERS	10	13.70
OTHER	0	0.00
SUBTOTAL	11	12.50
CLASSIFIED ---		
MANAGERS	2	68.60
TEACH AIDS	2	68.60
OTHER	7	19.60
SUBTOTAL	11	12.50
TOTAL STAFF	22	6.20
TEACHER SALARIES		264,849

FINANCIAL DATA FUND DESCRIPTION	JULY 1, 1992			EXPENDITURES		JUNE 30, 1993
	FUND BALANCE	REVENUES	TRANSFERS	BUDGET	ACTUAL	BALANCE
MAINTENANCE & OPER	(4,794)	401,088	0	421,963	420,175	(23,883)
CAPITAL OUTLAY	58,645	32,249	0	28,500	22,550	68,344
ADJACENT WAYS	0	0	0	0	0	0
DEBT SERVICE	0	22,000	0	0	0	22,000
SCHOOL PLANT	0	0	0	0	0	0
FEDERAL PROJECTS	0	0	0	0	0	0
STATE PROJECTS	143	1,020	0	0	974	189
FOOD SERVICES	3,718	20,949	0	11,000	17,920	6,745
AUXILIARY OPERATIONS	0	0	0	0	0	0
UNEMPLOYMENT INSUR	0	0	0	0	0	0
OTHER	1,006	43	0	1,000	0	1,049
TOTAL	58,716	477,347	0	460,463	461,619	74,444
NOT INCLUDED ABOVE						
BOND BUILDING	0	315,000	0	315,000	229,073	85,927
INTRGVMNTL AGRMNTS	0	0	0	0	0	0
INDIRECT COSTS	0	0	0	0	0	0

Fiscal Year 1992 - 1993 Annual Report for the Arizona Department of Education

DESCRIPTION OF REVENUES RECEIVED BY SOURCE	LOCAL	COUNTY	STATE	FEDERAL	TOTAL REVENUES
MAINTENANCE & OPERATION	46,112	19,072	335,902	0	401,086
CAPITAL OUTLAY	1,837	1,658	28,754	0	32,249
ADJACENT WAYS	0	0	0	0	0
DEBT SERVICE	22,000	0	0	0	22,000
OTHER SEE DESCRIPTION PAGE 35	0	0	1,020	0	1,020
TOTAL BY SOURCE	69,949	20,730	365,676	0	456,355
PERCENTAGE OF TOTAL REVENUES	15.30	4.50	80.10	0.00	100.00

SPECIAL EDUCATION PROGRAM EXPENDITURES - DESCRIPTION	BUDGET	ACTUAL
EDUCABLE MENTALLY	1,000	886
SERIOUSLY EMOTIONALLY	0	0
SERIOUSLY EMOT - PRIVATE	0	0
HEARING	0	0
OTHER HEALTH IMPAIRED	0	0
MULTIPLE DISABILITIES	5,975	4,872
MULTIPLE (SSI)	0	0
PHYSICALLY	0	0
LEARNING DISABLED	18,400	18,883
SPEECH / LANGUAGE	5,750	6,330
TRAINABLE MENTALLY	3,320	3,137
VISUALLY	0	0
PRESCHOOL MOD DEV DELAY	0	0
PRESCHOOL SEV DEV DELAY	0	0
-SUBTOTAL	34,445	34,108
GIFTED PROGRAMS	8,205	8,417
BILINGUAL ED	1,000	839
REMEDIATION ED	0	0
VOCATIONAL & TECH ED	0	0
CAREER ED	1,000	919
SUBTOTAL	10,205	10,185
TOTAL (INCL IN MAINT & OPER)	44,650	44,293

DUPLICATED COUNTS FOR GIFTED PROG			
KDG	0	9	0
1	0	10	0
2	0	11	0
3	0	12	0
4	0	SUBTOTAL	0
5	1	KDG - 12	9
6	2	ACTUAL EXPENDITURES	
7	4	K - 8	8,417
8	2	9 - 12	0
SUBTOTAL	9	TOTAL	8,417

MISCELLANEOUS DATA as of 6/30/93	
BONDS OUTSTANDING	0
LAND & IMPROVEMENTS	101,516
BUILDING & IMPROVEMENTS	579,462
FURNITURE, EQUIP, VEHICLES	75,864
CONSTRUCTION IN PROGRESS	0
TAX RATES	ASSESSED VALUATION
-- PRIMARY 2.2718	2,278,127
-- SECONDARY 0.0000	2,286,150
-- S.R.P.	0

AVERAGE DAILY MEMBERSHIP	STATE AID ADM (RESIDENT)	ATTENDING ADM (RESIDENT)	ATTENDING ADM (NON RES)	TOTAL ATTENDING ADM
1990 - 1991				
ELEMENTARY	103,010	103,010	0,000	103,010
HIGH SCHOOL	0,000	0,000	0,000	0,000
-- TOTAL	103,010	103,010	0,000	103,010
1991 - 1992				
ELEMENTARY	103,525	103,525	0,000	103,525
HIGH SCHOOL	0,000	0,000	0,000	0,000
-- TOTAL	103,525	103,525	0,000	103,525
1992 - 1993				
ELEMENTARY	98,145	98,145	0,000	98,145
HIGH SCHOOL	0,000	0,000	0,000	0,000
-- TOTAL	98,145	98,145	0,000	98,145
ENROLLMENT				
1992 - 1993				109
ORIGINAL ENTRIES				4
TRANSFER STUDENTS				113
TOTAL STUDENTS SERVED				113

STAFFING SUMMARY	NUMBER OF FTE'S	STUDENTS PER STAFF PERSON
CERTIFIED ---		
ADMINS	0	0.00
TEACHERS	6	16.40
OTHER	0	0.00
SUBTOTAL	6	16.40
CLASSIFIED ---		
MANAGERS	1	98.10
TEACH AIDS	1	98.10
OTHER	3	32.70
SUBTOTAL	5	19.60
TOTAL STAFF	11	8.90
TEACHER SALARIES		176,393



FINANCIAL DATA FUND DESCRIPTION	JULY 1, 1992			EXPENDITURES		JUNE 30, 1993 BALANCE
	FUND BALANCE	REVENUES	TRANSFERS	BUDGET	ACTUAL	
MAINTENANCE & OPER	11,245	43,586	0	55,000	38,966	15,865
CAPITAL OUTLAY	2,305	2,653	0	1,500	0	4,958
ADJACENT WAYS	0	0	0	0	0	0
DEBT SERVICE	0	0	0	0	0	0
SCHOOL PLANT	0	0	0	0	0	0
FEDERAL PROJECTS	0	0	0	0	0	0
STATE PROJECTS	0	0	0	0	0	0
FOOD SERVICES	0	0	0	0	0	0
AUXILIARY OPERATIONS	0	0	0	0	0	0
UNEMPLOYMENT INSUR	0	0	0	0	0	0
OTHER	0	0	0	0	0	0
TOTAL	13,550	46,239	0	56,500	38,966	20,823
NOT INCLUDED ABOVE						
BOND BUILDING	0	0	0	0	0	0
INTRGMNTL AGRMNTS	0	0	0	0	0	0
INDIRECT COSTS	0	0	0	0	0	0

Fiscal Year 1992 - 1993 Annual Report for the Arizona Department of Education

DESCRIPTION OF REVENUES RECEIVED BY SOURCE	LOCAL	COUNTY	STATE	FEDERAL	TOTAL REVENUES
MAINTENANCE & OPERATION	10,776	1,755	26,497	0	39,028
CAPITAL OUTLAY	1,253	73	1,327	0	2,653
ADJACENT WAYS	0	0	0	0	0
DEBT SERVICE	0	0	0	0	0
OTHER: SEE DESCRIPTION PAGE 35	0	0	0	0	0
TOTAL BY SOURCE	12,029	1,828	27,824	0	41,681
PERCENTAGE OF TOTAL REVENUES	28.90	4.40	66.80	0.00	100.00

SPECIAL EDUCATION PROGRAM EXPENDITURES - DESCRIPTION	BUDGET	ACTUAL
EDUCABLE MENTALLY	0	0
SERIOUSLY EMOTIONALLY	0	0
SERIOUSLY EMOT - PRIVATE	0	0
HEARING	0	0
OTHER HEALTH IMPAIRED	0	0
MULTIPLE DISABILITIES	0	0
MULTIPLE (SSI)	0	0
PHYSICALLY	0	0
LEARNING DISABLED	0	0
SPEECH / LANGUAGE	0	0
TRAINABLE MENTALLY	0	0
VISUALLY	0	0
PRESCHOOL MOD DEV DELAY	0	0
PRESCHOOL SEV DEV DELAY	0	0
- SUBTOTAL	0	0
GIFTED PROGRAMS	0	0
BILINGUAL ED	0	0
REMEDIAL ED	0	0
VOCATIONAL & TECH ED	0	0
CAREER ED	0	0
- SUBTOTAL	0	0
TOTAL (INCL IN MAINT & OPER)	0	0

DUPLICATED COUNTS FOR GIFTED PROG			
KDGS	0	9	0
1	0	10	0
2	0	11	0
3	0	12	0
4	0	SUBTOTAL	0
5	0	KDG - 12	0
6	0	ACTUAL EXPENDITURES	0
7	0	K - 8	0
8	0	9 - 12	0
SUBTOTAL	0	TOTAL	0

MISCELLANEOUS DATA as of 6/30/93	
BONDS OUTSTANDING	0
LAND & IMPROVEMENTS	0
BUILDING & IMPROVEMENTS	0
FURNITURE, EQUIP, VEHICLES	0
CONSTRUCTION IN PROGRESS	0
TAX RATES	ASSESSED VALUATION
-- PRIMARY 3.7745	304,647
-- SECONDARY 0.0000	305,684
S R P	0

AVERAGE DAILY MEMBERSHIP	STATE AID ADM (RESIDENT)	ATTENDING ADM (RESIDENT)	ATTENDING ADM (NON RES)	TOTAL ATTENDING ADM
1990 - 1991				
ELEMENTARY	4,000	0,000	0,000	0,000
HIGH SCHOOL	2,000	0,000	0,000	0,000
-- TOTAL	6,000	0,000	0,000	0,000
1991 - 1992				
ELEMENTARY	4,000	0,000	0,000	0,000
HIGH SCHOOL	2,000	0,000	0,000	0,000
-- TOTAL	6,000	0,000	0,000	0,000
1992 - 1993				
ELEMENTARY	3,800	0,000	0,000	0,000
HIGH SCHOOL	965	0,000	0,000	0,000
-- TOTAL	4,765	0,000	0,000	0,000
ENROLLMENT				
1992 - 1993				
ORIGINAL ENTRIES				0
TRANSFER STUDENTS				0
TOTAL STUDENTS SERVED				0

STAFFING SUMMARY	NUMBER OF FTE'S	STUDENTS PER STAFF PERSON
CERTIFIED		
ADMINS	1	0.00
TEACHERS	0	0.00
OTHER	0	0.00
SUBTOTAL	1	0.00
CLASSIFIED		
MANAGERS	0	0.00
TEACH AID	0	0.00
OTHER	1	0.00
SUBTOTAL	1	0.00
TOTAL STAFF	1	0.00
TEACHER SALARIES		0

FINANCIAL DATA FUND DESCRIPTION	JULY 1, 1992			EXPENDITURES		JUNE 30, 1993
	FUND BALANCE	REVENUES	TRANSFERS	BUDGET	ACTUAL	BALANCE
MAINTENANCE & OPER	6,328	685,055	0	778,121	757,372	(65,991)
CAPITAL OUTLAY	27,541	43,292	0	78,700	51,801	19,232
ADJACENT WAYS	0	0	0	0	0	0
DEBT SERVICE	45,785	49,383	0	44,250	0	95,168
SCHOOL PLANT	278	0	0	1,750	0	278
FEDERAL PROJECTS	305	27,728	0	29,278	28,031	2
STATE PROJECTS	114	1,000	0	1,700	623	491
FOOD SERVICES	8,813	25,737	0	27,000	20,843	13,707
AUXILIARY OPERATIONS	2,079	6,577	0	10,500	6,376	2,280
UNEMPLOYMENT INSUR	0	0	0	0	0	0
OTHER	180	0	0	9,700	0	180
TOTAL	91,421	838,772	0	976,999	864,846	66,347
NOT INCLUDED ABOVE						
BOND BUILDING	0	0	0	0	0	0
INTRGVMNTL AGRMNTS	0	0	0	3,000	0	0
INDIRECT COSTS	0	0	0	2,400	0	0

Fiscal Year 1992 - 1993 Annual Report for the Arizona Department of Education

DESCRIPTION OF REVENUES RECEIVED BY SOURCE	LOCAL	COUNTY	STATE	FEDERAL	TOTAL REVENUES
MAINTENANCE & OPERATION	575,759	3,804	105,492	0	685,055
CAPITAL OUTLAY	37,239	243	6,810	0	43,292
ADJACENT WAYS	0	0	0	0	0
DEBT SERVICE	49,383	0	0	0	49,383
OTHER: SEE DESCRIPTION PAGE 35	0	0	1,000	27,728	28,728
TOTAL BY SOURCE	662,381	4,047	112,302	27,728	806,458
PERCENTAGE OF TOTAL REVENUES	82.10	0.50	13.90	3.40	100.00

SPECIAL EDUCATION PROGRAM EXPENDITURES - DESCRIPTION	BUDGET	ACTUAL
EDUCABLE MENTALLY	500	500
SERIOUSLY EMOTIONAL Y	0	0
SERIOUSLY EMOT - PRIVATE	0	0
HEARING	500	500
OTHER HEALTH IMPAIRED	0	0
MULTIPLE DISABILITIES	0	0
MULTIPLE (SSI)	0	0
PHYSICALLY	0	0
LEARNING DISABLED	39,745	39,745
SPEECH / LANGUAGE	8,300	6,690
TRAINABLE MENTALLY	0	0
VISUALLY	0	0
PRESCHOOL MOD DEV DELAY	0	0
PRESCHOOL SEV DEV DELAY	0	0
-SUBTOTAL	49,045	47,435
GIFTED PROGRAMS	1,500	0
BILINGUAL ED	0	0
REMEDIAL ED	0	0
VOCATIONAL & TECH ED	0	0
CAREER ED	0	0
SUBTOTAL	1,500	0
TOTAL (INCL IN MAINT & OPER)	50,545	47,435

DUPLICATED COUNTS FOR GIFTED PROG			
KDG	0	9	0
1	0	10	0
2	0	11	0
3	0	12	0
4	0	SUBTOTAL	0
5	0	KDG - 12	0
6	0	ACTUAL EXPENDITURE	0
7	0	K - 8	0
8	0	9 - 12	0
SUBTOTAL	0	TOTAL	0

MISCELLANEOUS DATA as of 6/30/93	
BONDS OUTSTANDING	465,750
LAND & IMPROVEMENTS	0
BUILDING & IMPROVEMENTS	0
FURNITURE, EQUIP, VEHICLES	0
CONSTRUCTION IN PROGRESS	0
TAX RATES	ASSESSED VALUATION
-- PRIMARY 8.1268	7,926,073
-- SECONDARY 6.110	8,116,007
-- S.R.P.	0

AVERAGE DAILY MEMBERSHIP	STATE AID ADM (RESIDENT)	ATTENDING ADM (RESIDENT)	ATTENDING ADM (NON RES)	TOTAL ATTENDING ADM
1990 - 1991				
ELEMENTARY	52,320	52,320	0,000	52,320
HIGH SCHOOL	29,620	29,620	0,000	29,620
-- TOTAL	81,940	81,940	0,000	81,940
1991 - 1992				
ELEMENTARY	55,435	55,435	0,000	55,435
HIGH SCHOOL	29,768	29,850	0,000	29,850
-- TOTAL	85,203	85,285	0,000	85,285
1992 - 1993				
ELEMENTARY	71,205	71,205	0,000	71,205
HIGH SCHOOL	33,700	33,700	0,000	33,700
-- TOTAL	104,905	104,905	0,000	104,905
ENROLLMENT				
1992 - 1993				121
ORIGINAL ENTRIES				16
TRANSFER STUDENTS				137
TOTAL STUDENTS SERVED				

STAFFING SUMMARY	NUMBER OF FTE'S	STUDENTS PER STAFF PERSON
CERTIFIED		
ADMINS	1	104,900
TEACHERS	12	8,700
OTHER	0	0,000
SUBTOTAL	13	8,100
CLASSIFIED		
MANAGERS	1	104,900
TEACH AIDS	-	104,900
OTHER	-	12,500
SUBTOTAL	8	13,100
TOTAL STAFF	21	5,000
TEACHER SALARIES		299,812



FINANCIAL DATA FUND DESCRIPTION	JULY 1, 1992			EXPENDITURES		JUNE 30, 1993
	FUND BALANCE	REVENUES	TRANSFERS	BUDGET	ACTUAL	BALANCE
MAINTENANCE & OPER	10,010	21,847,253	0	21,788,977	21,788,977	68,286
CAPITAL OUTLAY	329,032	1,135,014	0	1,464,453	1,316,167	147,879
ADJACENT WAYS	127,276	224,142	0	300,000	16,118	335,300
DEBT SERVICE	3,741,745	3,796,308	0	3,886,390	4,968,677	2,569,376
SCHOOL PLANT	56,226	75,981	0	144,176	132,207	0
FEDERAL PROJECTS	116,924	751,306	(13,429)	737,520	791,184	63,617
STATE PROJECTS	9,511	148,675	(610)	382,107	153,052	4,524
FOOD SERVICES	10,128	1,155,690	0	1,111,197	1,163,604	2,214
AUXILIARY OPERATIONS	68,690	136,212	0	150,000	121,519	83,383
UNEMPLOYMENT INSUR	1,930	12,504	0	25,000	2,929	11,505
OTHER	272,507	367,134	0	497,015	376,364	263,277
TOTAL	4,743,979	29,650,219	(14,039)	30,486,836	30,830,798	3,549,361
NOT INCLUDED ABOVE						
BOND BUILDING	35,696	26,206	0	73,775	40,956	20,946
INTRGVMNTL AGRMNTS	0	0	0	0	0	0
INDIRECT COSTS	11,797	16,539	0	25,000	11,201	17,135

Fiscal Year 1992 - 1993 Annual Report for the Arizona Department of Education

DESCRIPTION OF REVENUES RECEIVED BY SOURCE	LOCAL	COUNTY	STATE	FEDERAL	TOTAL REVENUES
MAINTENANCE & OPERATION	5,760,097	769,540	14,465,136	826,770	21,821,542
CAPITAL OUTLAY	138,461	52,910	943,643	0	1,135,014
ADJACENT WAYS	170,435	0	53,707	0	224,142
DEBT SERVICE	3,793,317	0	2,991	0	3,796,308
OTHER: SEE DESCRIPTION PAGE 35	75,981	0	148,675	751,306	976,962
TOTAL BY SOURCE	9,938,291	822,450	15,614,161	1,578,076	27,952,968
PERCENTAGE OF TOTAL REVENUES	35.60	2.90	55.90	5.60	100.00

SPECIAL EDUCATION PROGRAM EXPENDITURES - DESCRIPTION	BUDGET	ACTUAL
EDUCABLE MENTALLY	102,588	0
SERIOUSLY EMOTIONALLY	28,814	29,332
SERIOUSLY EMOT - PRIVATE	0	0
HEARING	51,294	52,216
OTHER HEALTH IMPAIRED	2,263	2,263
MULTIPLE DISABILITIES	25,749	26,212
MULTIPLE (SSI)	0	0
PHYSICALLY	0	0
LEARNING DISABLED	1,405,162	1,430,418
SPEECH / LANGUAGE	336,781	342,834
TRAINABLE MENTALLY	41,689	0
VISUALLY	6,335	6,449
PRESCHOOL MOD DEV DELAY	3,270	3,329
PRESCHOOL SEV DEV DELAY	16,144	16,434
-SUBTOTAL	2,045,838	2,082,568
GIFTED PROGRAMS	106,571	110,536
BILINGUAL ED	163,829	163,448
REMEDIAL ED	76,744	76,635
VOCATIONAL & TECH ED	640,762	600,557
CAREER ED	0	0
- SUBTOTAL	987,906	951,176
TOTAL (INCL IN MAINT & OPER)	3,033,744	3,033,744

DUPLICATED COUNTS FOR GIFTED PROG			
KDG	0	9	65
1	5	10	40
2	12	11	42
3	41	12	41
4	37	SUBTOTAL	188
5	47	KDG - 12	497
6	45	ACTUAL EXPENDITURES	
7	58	K - 8	68,532
8	64	9 - 12	42,004
SUBTOTAL	309	TOTAL	110,536

MISCELLANEOUS DATA as of 6/30/93	
BONDS OUTSTANDING	26,880,000
LAND & IMPROVEMENTS	8,366,082
BUILDING & IMPROVEMENTS	54,910,425
FURNITURE, EQUIP, VEHICLES	6,890,103
CONSTRUCTION IN PROGRESS	148,246
TAX RATES	ASSESSED VALUATION
-- PRIMARY 1.9842	127,351,058
-- SECONDARY 1.2156	131,253,726
-- S.R.P.	0

AVERAGE DAILY MEMBERSHIP	STATE AID ADM (RESIDENT)	ATTENDING ADM (RESIDENT)	ATTENDING ADM (NON RES)	TOTAL ATTENDING ADM
1990 - 1991				
ELEMENTARY	3,981,310	3,981,070	9,970	3,991,040
HIGH SCHOOL	036,425	2,036,425	159,378	2,195,803
-- TOTAL	6,017,735	6,017,495	169,348	6,186,843
1991 - 1992				
ELEMENTARY	3,997,525	3,975,275	21,240	4,018,765
HIGH SCHOOL	1,986,135	1,386,135	161,390	2,147,525
-- TOTAL	5,983,660	5,361,410	182,630	6,165,290
1992 - 1993				
ELEMENTARY	4,254,360	4,254,360	27,840	4,282,200
HIGH SCHOOL	2,063,955	2,063,957	216,550	2,280,507
-- TOTAL	6,318,315	6,318,317	244,390	6,562,707
ENROLLMENT 1992 - 1993				
ORIGINAL ENTRIES				7,598
TRANSFER STUDENTS				188
TOTAL STUDENTS SERVED				7,784

STAFFING SUMMARY	NUMBER OF FTE'S	STUDENTS PER STAFF PERSON
CERTIFIED		
ADMINS	21	312.80
TEACHERS	355	18.50
OTHER	35	187.50
SUBTOTAL	411	16.00
CLASSIFIED		
MANAGERS	11	596.60
TEACH AIDS	31	211.70
OTHER	221	29.70
SUBTOTAL	263	25.00
TOTAL STAFF	674	9.70
TEACHER SALARIES		11,581,102



FINANCIAL DATA FUND DESCRIPTION	JULY 1, 1992			EXPENDITURES		JUNE 30, 1993
	FUND BALANCE	REVENUES	TRANSFERS	BUDGET	ACTUAL	BALANCE
MAINTENANCE & OPER	14,862	1,571,569	0	1,612,281	1,593,597	(7,166)
CAPITAL OUTLAY	108,697	154,137	0	203,872	203,794	59,040
ADJACENT WAYS	0	0	0	0	0	0
DEBT SERVICE	0	0	0	50,500	47,500	(47,500)
SCHOOL PLANT	0	0	0	0	0	0
FEDERAL PROJECTS	3,460	100,601	0	140,800	87,388	16,675
STATE PROJECTS	639	50,901	0	46,200	50,901	639
FOOD SERVICES	9,180	82,989	0	80,000	87,155	4,994
AUXILIARY OPERATIONS	0	0	0	0	0	0
UNEMPLOYMENT INSUR	0	0	0	0	0	0
OTHER	29,217	7,401	0	104,000	15,186	21,432
TOTAL	166,056	1,967,578	0	2,237,833	2,086,519	48,114
NOT INCLUDED ABOVE						
BOND BUILDING	0	0	0	0	0	0
INTRGVMNTL AGRMNTS	8,252	121,176	0	100,000	103,001	26,427
INDIRECT COSTS	4,336	79	0	8,100	0	4,415

Fiscal Year 1992 - 1993 Annual Report for the Arizona Department of Education

DESCRIPTION OF REVENUES RECEIVED BY SOURCE	LOCAL	COUNTY	STATE	FEDERAL	TOTAL REVENUES
MAINTENANCE & OPERATION	366,141	62,535	1,126,693	0	1,555,369
CAPITAL OUTLAY	1,914	8,440	143,783	0	154,137
ADJACENT WAYS	0	0	0	0	0
DEBT SERVICE	0	0	0	0	0
OTHER: SEE DESCRIPTION PAGE 35	0	0	50,901	100,601	151,502
TOTAL BY SOURCE	368,055	70,975	1,321,377	100,601	1,861,008
PERCENTAGE OF TOTAL REVENUES	19.80	3.80	71.00	5.40	100.00

SPECIAL EDUCATION PROGRAM EXPENDITURES - DESCRIPTION	BUDGET	ACTUAL
EDUCABLE MENTALLY	0	0
SERIOUSLY EMOTIONALLY	0	0
SERIOUSLY EMOT PRIVATE	0	0
HEARING	5,500	5,500
OTHER HEALTH IMPAIRED	0	0
MULTIPLE DISABILITIES	0	0
MULTIPLE (SSI)	0	0
PHYSICALLY	0	0
LEARNING DISABLED	97,425	90,422
SPEECH / LANGUAGE	18,200	18,200
TRAINABLE MENTALLY	0	0
VISUALLY	0	0
PRESCHOOL MOD DEV DELAY	0	0
PRESCHOOL SEV DEV DELAY	4,051	4,051
-SUBTOTAL	129,626	122,623
GIFTED PROGRAMS	0	3,000
BILINGUAL ED	0	0
REMEDIAL ED	0	0
VOCATIONAL & TECH ED	80,854	70,854
CAREER ED	0	0
- SUBTOTAL	80,854	73,864
TOTAL (INCL IN MAINT & OPER)	210,480	196,477

DUPLICATED COUNTS FOR GIFTED PROG			
KDG	0	9	10
1	5	10	2
2	6	11	2
3	3	12	3
4	8	SUBTOTAL	17
5	0	KDG - 12	51
6	2	ACTUAL EXPENDITURES	
7	10	K - 8	1,800
8	0	9 - 12	1,200
SUBTOTAL	34	TOTAL	3,000

MISCELLANEOUS DATA as of 6/30/93		
BONDS OUTSTANDING		51,000
LAND & IMPROVEMENTS		0
BUILDING & IMPROVEMENTS		60,219
FURNITURE, EQUIP, VEHICLES		125,094
CONSTRUCTION IN PROGRESS		0
TAX RATES	ASSESSED VALUATION	
-- PRIMARY	5.0388	8,526,285
-- SECONDARY	5895	8,566,437
-- S R P		0

AVERAGE DAILY MEMBERSHIP	STATE AID ADM (RESIDENT)	ATTENDING ADM (RESIDENT)	ATTENDING ADM (NON RES)	TOTAL ATTENDING ADM
1990 - 1991				
ELEMENTARY	277,940	277,940	0,000	277,940
HIGH SCHOOL	133,340	133,340	0,000	133,340
-- TOTAL	411,280	411,280	0,000	411,280
1991 - 1992				
ELEMENTARY	280,065	280,065	0,000	280,065
HIGH SCHOOL	132,760	132,760	0,000	132,760
-- TOTAL	412,825	412,825	0,000	412,825
1992 - 1993				
ELEMENTARY	277,795	277,795	2,000	279,795
HIGH SCHOOL	147,250	147,250	1,000	148,250
-- TOTAL	425,045	425,045	3,000	428,045
ENROLLMENT				
1992 - 1993				470
ORIGINAL ENTRIES				26
TRANSFER STUDENTS				496
TOTAL STUDENTS SERVED				

STAFFING SUMMARY	NUMBER OF FTE'S	STUDENTS PER STAFF PERSON
CERTIFIED ---		
ADMINS	2	214.00
TEACHERS	25	17.10
OTHER	6	21.30
SUBTOTAL	33	13.00
CLASSIFIED ---		
MANAGERS	4	107.00
TEACH AIDS	6	21.30
OTHER	11	32.90
SUBTOTAL	23	18.60
TOTAL STAFF	56	7.60
TEACHER SALARIES		27



FINANCIAL DATA FUND DESCRIPTION	JULY 1, 1992			EXPENDITURES		JUNE 30, 1993 BALANCE
	FUND BALANCE	REVENUES	TRANSFERS	BUDGET	ACTUAL	
MAINTENANCE & OPER	21,028	3,509,498	(4,535)	3,559,481	3,549,255	(23,264)
CAPITAL OUTLAY	32,803	289,259	0	281,488	280,345	81,517
ADJACENT WAYS	0	0	0	0	0	0
DEBT SERVICE	29,157	139,789	4,525	152,575	173,475	6
SCHOOL PLANT	0	0	0	0	0	0
FEDERAL PROJECTS	58,839	218,005	0	283,200	232,718	44,128
STATE PROJECTS	1,043	17,508	0	42,500	16,520	2,031
FOOD SERVICES	23,974	158,552	0	185,000	146,468	36,060
AUXILIARY OPERATIONS	0	0	0	0	0	0
UNEMPLOYMENT INSUR	13,771	3,058	0	18,000	7,755	9,072
OTHER	21,215	10,873	0	42,750	3,877	28,411
TOTAL	201,830	4,348,540	0	4,524,994	4,390,209	167,961
NOT INCLUDED ABOVE						
BOND BUILDING	0	0	0	0	0	0
INTRGVMNTL AGRMNTS	0	0	0	0	0	0
INDIRECT COSTS	0	0	0	0	0	0

Fiscal Year 1992 - 1993 Annual Report for the Arizona Department of Education

DESCRIPTION OF REVENUES RECEIVED BY SOURCE	LOCAL	COUNTY	STATE	FEDERAL	TOTAL REVENUES
MAINTENANCE & OPERATION	655,163	149,536	2,669,232	35,567	3,509,498
CAPITAL OUTLAY	46,459	12,791	230,009	0	289,259
ADJACENT WAYS	0	0	0	0	0
DEBT SERVICE	139,789	0	0	0	139,789
OTHER: SEE DESCRIPTION PAGE 35	0	0	17,508	218,005	235,513
TOTAL BY SOURCE	841,411	162,327	2,916,749	263,572	4,174,059
PERCENTAGE OF TOTAL REVENUES	20.20	3.90	69.90	6.10	100.00

SPECIAL EDUCATION PROGRAM EXPENDITURES - DESCRIPTION	BUDGET	ACTUAL
EDUCABLE MENTALLY	12,284	19,206
SERIOUSLY EMOTIONALLY	18,427	5,755
SERIOUSLY EMOT - PRIVATE	0	0
HEARING	9,214	24,023
OTHER HEALTH IMPAIRED	0	1,438
MULTIPLE DISABILITIES	27,641	27,870
MULTIPLE (SSI)	0	0
PHYSICALLY	0	0
LEARNING DISABLED	95,207	153,182
SPEECH / LANGUAGE	52,210	70,286
TRAINABLE MENTALLY	82,922	6,725
VISUALLY	0	0
PRESCHOOL MOD DEV DELAY	9,214	4,160
PRESCHOOL SEV DEV DELAY	0	158
-SUBTOTAL	307,119	312,801
GIFTED PROGRAMS	8,381	47
BILINGUAL ED	5,357	271
REMEDIAL ED	3,911	0
VOCATIONAL & TECH ED	0	96
CAREER ED	3,912	0
- SUBTOTAL	21,561	414
TOTAL (INCL IN MAINT & OPER)	328,680	313,215

DUPLICATED COUNTS FOR GIFTED PROG			
KDG	0	9	0
1	0	10	0
2	0	11	0
3	0	12	0
4	0	SUBTOTAL	0
5	0	KDG - 12	0
6	0	ACTUAL EXPENDITURES	
7	0	K - 8	47
8	0	9 - 12	0
SUBTOTAL	0	TOTAL	47

MISCELLANEOUS DATA as of 6/30/93		
BONDS OUTSTANDING	500,000	
LAND & IMPROVEMENTS	577,855	
BUILDING & IMPROVEMENTS	6,503,295	
FURNITURE, EQUIP, VEHICLES	7,255,407	
CONSTRUCTION IN PROGRESS	0	
TAX RATES	ASSESSED VALUATION	
-- PRIMARY	5.1497	15,583,853
-- SECONDARY	9.148	16,069,938
-- S R P		0

AVERAGE DAILY MEMBERSHIP	STATE ID ADM (RESIDENT)	ATTENDING ADM (RESIDENT)	ATTENDING ADM (NON RES)	TOTAL ATTENDING ADM
1990 - 1991				
ELEMENTARY	644,830	643,364	2,000	645,360
HIGH SCHOOL	282,270	280,270	2,150	282,420
-- TOTAL	927,100	923,630	4,150	927,780
1991 - 1992				
ELEMENTARY	644,880	642,880	1,000	643,880
HIGH SCHOOL	274,972	274,170	2,200	278,370
-- TOTAL	919,852	917,050	3,200	920,250
1992 - 1993				
ELEMENTARY	660,952	657,965	0,000	657,965
HIGH SCHOOL	286,397	290,380	6,560	296,940
-- TOTAL	947,349	948,345	6,560	954,905
ENROLLMENT 1992 - 1993				1,101
ORIGINAL ENTRIES				98
TRANSFER STUDENTS				1,199
TOTAL STUDENTS SERVED				

STAFFING SUMMARY	NUMBER OF FTE'S	STUDENTS PER STAFF PERSON
CERTIFIED ---		
ADMINS	4	238.70
TEACHERS	55	17.40
OTHER	9	106.10
SUBTOTAL	68	14.90
CLASSIFIED ---		
MANAGERS	6	159.20
TEACH AIDS	11	86.80
OTHER	31	30.80
SUBTOTAL	48	19.90
TOTAL STAFF	116	8.20
TEACHER SALARIES		1,471,036

FINANCIAL DATA FUND DESCRIPTION	JULY 1, 1992			EXPENDITURES		JUNE 30, 1993
	FUND BALANCE	REVENUES	TRANSFERS	BUDGET	ACTUAL	BALANCE
MAINTENANCE & OPER	43,983	979,669	0	970,235	947,532	78,120
CAPITAL OUTLAY	52,484	88,765	0	85,286	72,412	68,847
ADJACENT WAYS	0	0	0	0	0	0
DEBT SERVICE	2,703	88,909	0	8,780	88,458	1,156
SCHOOL PLANT	14,028	1,395	0	12,000	0	15,423
FEDERAL PROJECTS	4,598	73,207	(2,380)	105,844	64,549	10,896
STATE PROJECTS	1,541	8,873	(325)	6,455	8,264	1,825
FOOD SERVICES	9,896	92,957	(4,000)	87,000	73,007	25,648
AUXILIARY OPERATIONS	35,531	11,238	0	30,000	10,185	36,582
UNEMPLOYMENT INSUR	32,934	1,439	0	24,000	0	34,373
OTHER	9,989	428	0	7,910	0	10,415
TOTAL	207,497	1,344,678	(6,686)	1,417,110	1,264,405	281,083
NOT INCLUDED ABOVE						
BOND BUILDING	0	0	0	0	0	0
INTRGVMNTL AGRMNTS	8,404	26,872	0	21,000	11,247	24,029
INDIRECT COSTS	14,985	6,068	0	18,000	5,534	15,519

Fiscal Year 1992 - 1993 Annual Report for the Arizona Department of Education

DESCRIPTION OF REVENUES RECEIVED BY SOURCE	LOCAL	COUNTY	STATE	FEDERAL	TOTAL REVENUES
MAINTENANCE & OPERATION	526,720	14,733	438,216	0	979,669
CAPITAL OUTLAY	32,780	2,793	53,192	0	88,765
ADJACENT WAYS	0	0	0	0	0
DEBT SERVICE	86,854	0	56	0	86,910
OTHER: SEE DESCRIPTION PAGE 35	1,395	0	8,673	73,207	83,275
TOTAL BY SOURCE	647,749	17,526	500,137	73,207	1,238,619
PERCENTAGE OF TOTAL REVENUES	52.30	1.40	40.40	5.90	100.00

SPECIAL EDUCATION PROGRAM EXPENDITURES - DESCRIPTION	BUDGET	ACTUAL
EDUCABLE MENTALLY	0	0
SERIOUSLY EMOTIONALLY	0	0
SERIOUSLY EMOT - PRIVATE	0	0
HEARING	0	0
OTHER HEALTH IMPAIRED	0	0
MULTIPLE DISABILITIES	0	8,192
MULTIPLE (SSI)	0	0
PHYSICALLY	0	0
LEARNING DISABLED	45,275	36,675
SPEECH / LANGUAGE	1,158	1,158
TRAINABLE MENTALLY	0	0
VISUALLY	0	0
PRESCHOOL MOD DEV DELAY	0	0
PRESCHOOL SEV DEV DELAY	0	0
-SUBTOTAL	46,433	46,026
GIFTED PROGRAMS	1,000	1,075
BILINGUAL ED	0	0
REMEDIAL ED	0	0
VOCATIONAL & TECH ED	115,627	115,556
CAREER ED	1,000	1,000
- SUBTOTAL	117,627	117,631
TOTAL (INCL IN MAINT & OPER)	164,060	163,656

DUPLICATED COUNTS FOR GIFTED PROG			
KDG	0	9	0
1	0	10	2
2	0	11	1
3	0	12	2
4	0	SUBTOTAL	5
5	0	KDG - 12	5
6	0	ACTUAL EXPENDITURES	
7	0	K - 8	0
8	0	9 - 12	1,075
SUBTOTAL	0	TOTAL	1,075

MISCELLANEOUS DATA as of 6/30/93	
BONDS OUTSTANDING	225,000
LAND & IMPROVEMENTS	0
BUILDING & IMPROVEMENTS	2,870
FURNITURE, EQUIP, VEHICLES	57,539
CONSTRUCTION IN PROGRESS	0
TAX RATES	ASSESSED VALUATION
- - PRIMARY 2.4772	16,372,069
- - SECONDARY 7490	16,594,666
- - SRP	0

AVERAGE DAILY MEMBERSHIP	STATE AID ADM (RESIDENT)	ATTENDING ADM (RESIDENT)	ATTENDING ADM (NON RES)	TOTAL ATTENDING ADM
1990 - 1991				
ELEMENTARY	0 000	0 000	0 000	0 000
HIGH SCHOOL	153 650	153 650	27 800	181 250
- - TOTAL	153 650	153 650	27 800	181 250
1991 - 1992				
ELEMENTARY	0 000	0 000	0 000	0 000
HIGH SCHOOL	159 240	159 240	26 310	185 550
- - TOTAL	159 240	159 240	26 310	186 550
1992 - 1993				
ELEMENTARY	0 000	0 000	0 000	0 000
HIGH SCHOOL	151 750	151 750	26 040	177 790
- - TOTAL	151 750	151 750	26 040	177 790
ENROLLMENT 1992 - 1993				
		ORIGINAL ENTRIES		197
		TRANSFER STUDENTS		18
		TOTAL STUDENTS SERVED		215

STAFFING SUMMARY	NUMBER OF FTE'S	STUDENTS PER STAFF PERSON
CERTIFIED - - -		
ADMINS	1	177.80
TEACHERS	12	14.80
OTHER	1	177.80
SUBTOTAL	14	17.70
CLASSIFIED - - -		
MANAGERS	3	59.30
TEACH AIDS	3	59.30
OTHER	6	29.60
SUBTOTAL	12	14.80
TOTAL STAFF	26	6.80
TEACHER SALARIES		151,705



FINANCIAL DATA FUND DESCRIPTION	JULY 1, 1992			EXPENDITURES		JUNE 30, 1993 BALANCE
	FUND BALANCE	REVENUES	TRANSFERS	BUDGET	ACTUAL	
MAINTENANCE & OPER	42,995	5,081,577	0	5,033,779	5,031,297	93,275
CAPITAL OUTLAY	18,250	571,063	0	569,469	552,298	35,017
ADJACENT WAYS	38,800	3,449	0	15,000	0	40,249
DEBT SERVICE	503,788	508,305	0	629,390	311,707	700,386
SCHOOL PLANT	13,779	2,858	0	0	587	16,050
FEDERAL PROJECTS	86,725	412,543	9,376	457,782	413,312	75,332
STATE PROJECTS	17,898	20,661	0	26,956	28,268	10,291
FOOD SERVICES	46,829	222,354	0	256,653	235,154	30,829
AUXILIARY OPERATIONS	14,878	40,526	0	25,000	37,843	17,561
UNEMPLOYMENT INSUR	0	0	0	0	0	0
OTHER	13,335	29,269	0	19,500	14,867	27,737
TOTAL	773,077	6,892,406	9,376	7,033,629	6,628,531	1,046,727
NCT INCLUDED ABOVE						
BOND BUILDING	510,891	0	0	511,241	499,144	11,747
INTRGVMNTL AGRMNTS	0	0	0	0	0	0
INDIRECT COSTS	119	7,015	0	15,000	6,588	548

Fiscal Year 1992 - 1993 Annual Report for the Arizona Department of Education

DESCRIPTION OF REVENUES RECEIVED BY SOURCE	LOCAL	COUNTY	STATE	FEDERAL	TOTAL REVENUES
MAINTENANCE & OPERATION	2,066,611	153,294	2,821,478	0	5,041,383
CAPITAL OUTLAY	239,219	17,210	314,634	0	571,063
ADJACENT WAYS	(3,701)	0	0	0	(3,701)
DEBT SERVICE	508,305	0	0	0	508,305
OTHER: SEE DESCRIPTION PAGE 35	2,858	0	20,661	412,543	436,062
TOTAL BY SOURCE	2,813,292	170,504	3,156,773	412,543	6,553,112
PERCENTAGE OF TOTAL REVENUES	42.90	2.60	48.20	6.30	100.00

SPECIAL EDUCATION PROGRAM EXPENDITURES - DESCRIPTION	BUDGET	ACTUAL
EDUCABLE MENTALLY	42,248	42,248
SERIOUSLY EMOTIONALLY	0	0
SERIOUSLY EMOT - PRIVATE	0	0
HEARING	3,827	3,397
OTHER HEALTH IMPAIRED	0	0
MULTIPLE DISABILITIES	70,013	70,013
MULTIPLE (SSI)	0	0
PHYSICALLY	0	0
LEARNING DISABLED	171,331	171,350
SPEECH / LANGUAGE	32,859	32,859
TRAINABLE MENTALLY	3,827	3,397
VISUALLY	3,827	3,397
PRESCHOOL MOD DEV DELAY	0	0
PRESCHOOL SEV DEV DELAY	31,076	31,076
-SUBTOTAL	396,631	396,360
GIFTED PROGRAMS	0	0
BILINGUAL ED	82,219	82,219
REMEDIAL ED	0	0
VOCATIONAL & TECH ED	0	0
CAREER ED	0	0
- SUBTOTAL	82,219	82,219
TOTAL (INCL IN MAINT & OPER)	478,850	477,579

DUPLICATED COUNTS FOR GIFTED PROG			
KDG	0	9	6
1	0	10	7
2	0	11	11
3	18	12	17
4	12	SUBTOTAL	41
5	18	KDG - 12	125
6	18	ACTUAL EXPENDITURES	
7	9	K - 8	0
8	9	9 - 12	0
SUBTOTAL	84	TOTAL	0

MISCELLANEOUS DATA as of 6/30/93	
BONDS OUTSTANDING	3,830,000
LAND & IMPROVEMENTS	732,347
BUILDING & IMPROVEMENTS	6,685,673
FURNITURE, EQUIP, VEHICLES	2,109,281
CONSTRUCTION IN PROGRESS	0
TAX RATES	ASSESSED VALUATION
-- PRIMARY 5.0616	35,995,944
-- SECONDARY 2.5552	36,432,174
-- S R P	0

AVERAGE DAILY MEMBERSHIP	STATE AID ADM (RESIDENT)	ATTENDING ADM (RESIDENT)	ATTENDING ADM (NON RES)	TOTAL ATTENDING ADM
1990 - 1991				
ELEMENTARY	909,725	909,725	2,935	912,660
HIGH SCHOOL	372,260	372,260	34,550	406,810
-- TOTAL	1,281,985	1,281,985	37,486	1,319,470
1991 - 1992				
ELEMENTARY	916,290	916,290	3,330	919,620
HIGH SCHOOL	374,530	374,530	36,560	411,090
-- TOTAL	1,290,820	1,290,820	39,890	1,330,710
1992 - 1993				
ELEMENTARY	951,809	956,095	3,260	959,355
HIGH SCHOOL	394,818	395,310	39,500	434,810
-- TOTAL	1,346,624	1,351,405	42,760	1,394,165
ENROLLMENT 1992 1993				
ORIGINAL ENTRIES				1,536
TRANSFER STUDENTS				88
TOTAL STUDENTS SERVED				1,624

STAFFING SUMMARY	NUMBER OF FTE'S	STUDEN'S PER STAFF PERSON
CERTIFIED ---		
ADMINS	5	278.80
TEACHERS	83	16.80
OTHER	2	697.10
SUBTOTAL	90	15.50
CLASSIFIED ---		
MANAGERS	3	464.70
TEACH AIDS	24	58.10
OTHER	45	31.00
SUBTOTAL	72	19.40
TOTAL STAFF	162	8.60
TEACHER SALARIES		2,382,293



FINANCIAL DATA FUND DESCRIPTION	JULY 1, 1992			EXPENDITURES		JUNE 30, 1993
	FUND BALANCE	REVENUES	TRANSFERS	BUDGET	ACTUAL	BALANCE
MAINTENANCE & OPER	1,001,371	68,599,005	(4,535)	71,560,401	70,801,629	(1,205,788)
CAPITAL OUTLAY	6,747,042	4,835,231	0	6,504,990	5,822,642	5,759,631
ADJACENT WAYS	228,010	450,262	0	390,500	18,118	662,154
DEBT SERVICE	4,727,418	5,781,359	4,535	6,064,258	6,669,458	3,843,852
SCHOOL PLANT	159,463	134,925	0	258,335	139,797	154,591
FEDERAL PROJECTS	729,737	4,718,059	(18,453)	4,577,529	4,696,380	732,963
STATE PROJECTS	90,626	935,806	(935)	1,280,426	855,138	170,359
FOOD SERVICES	537,000	3,478,973	(63,358)	3,430,350	3,363,750	586,865
AUXILIARY OPERATIONS	124,674	214,442	0	353,000	191,384	147,732
UNEMPLOYMENT INSUR	164,241	23,665	0	128,000	15,043	172,863
OTHER	589,734	668,317	(1,784)	992,147	726,275	529,992
TOTAL	15,099,314	89,836,044	(82,530)	96,539,936	93,297,614	11,666,214
NOT INCLUDED ABOVE						
BOND BUILDING	655,827	1,341,206	0	2,030,016	997,783	999,250
INTRGVMNTL AGRMNTS	53,003	206,921	0	159,000	191,491	68,433
INDIRECT COSTS	32,453	91,447	0	86,659	33,847	90,253

Fiscal Year 1992 - 1993 Annual Report for the Arizona Department of Education

DESCRIPTION OF REVENUES RECEIVED BY SOURCE	LOCAL	COUNTY	STATE	FEDERAL	TOTAL REVENUES
MAINTENANCE & OPERATION	1,063,074	2,687,297	44,735,768	4,643,410	68,129,549
CAPITAL OUTLAY	1,310,392	192,699	328,976	3,164	4,835,231
ADJACENT WAYS	345,549	0	88,386	0	433,935
DEBT SERVICE	5,712,076	0	69,284	0	5,781,360
OTHER: SEE DESCRIPTION PAGE 35	134,925	0	935,806	4,716,059	5,786,790
TOTAL BY SOURCE	23,666,016	2,879,996	49,168,220	9,362,633	84,966,865
PERCENTAGE OF TOTAL REVENUES	27.70	3.40	57.90	11.00	100.00

SPECIAL EDUCATION PROGRAM EXPENDITURES - DESCRIPTION	BUDGET	ACTUAL
EDUCABLE MENTALLY	402,212	300,205
SERIOUSLY EMOTIONALLY	90,680	107,294
SERIOUSLY EMOT - PRIVATE	5,976	0
HEARING	113,573	109,659
OTHER HEALTH IMPAIRED	12,192	39,543
MULTIPLE DISABILITIES	215,385	201,267
MULTIPLE (SSII)	35,821	8,401
PHYSICALLY	0	0
LEARNING DISABLED	3,653,178	3,662,697
SPEECH / LANGUAGE	1,030,924	937,636
TRAINABLE MENTALLY	224,016	180,784
VISUALLY	23,815	17,925
PRESCHOOL MOD DEV DELAY	15,530	25,854
PRESCHOOL SEV DEV DELAY	54,317	54,680
-SUBTOTAL	6,961,445	6,899,712
GIFTED PROGRAMS	299,422	304,177
BILINGUAL ED	827,528	758,180
REMEDIAL ED	106,623	99,955
VOCATIONAL & TECH ED	1,639,675	1,670,058
CAREFR ED	5,912	1,929
- SUBTOTAL	2,878,160	2,834,299
TOTAL (INCL IN MAINT & OPER)	9,839,605	8,734,011

DUPLICATED COUNTS FOR GIFTED PROG			
KDG	0	9	118
1	21	10	70
2	97	11	79
3	156	12	77
4	138	SUBTOTAL	344
5	151	KDG - 12	1,337
6	143	ACTUAL EXPENDITURES	
7	149	K - 8	228,872
8	138	9 - 12	78,783
SUBTOTAL	993	TOTAL	307,755

MISCELLANEOUS DATA as of 6/30/93	
BONDS OUTSTANDING	43,424,610
LAND & IMPROVEMENTS	12,781,515
BUILDING & IMPROVEMENTS	112,666,238
FURNITURE, EQUIP, VEHICLES	32,751,929
CONSTRUCTION IN PROGRESS	578,081
TAX RATES	ASSESSED VALUATION
PRIMARY 0.0000	386,185,043
SECONDARY 0.0000	0
S.R.P.	0

AVERAGE DAILY MEMBERSHIP	STATE AID ADM (RESIDENT)	ATTENDING ADM (RESIDENT)	ATTENDING ADM (NON RES)	TOTAL ATTENDING ADM
1990 - 1991				
ELEMENTARY	13,407,167	13,409,100	33,645	13,442,745
HIGH SCHOOL	5,215,452	4,904,705	394,413	5,299,118
-- TOTAL	18,622,619	18,313,806	428,058	18,741,863
1991 - 1992				
ELEMENTARY	13,569,542	13,550,495	54,830	13,605,125
HIGH SCHOOL	5,110,503	4,837,405	382,890	5,220,295
-- TOTAL	18,680,045	18,387,900	437,720	18,826,420
1992 - 1993				
ELEMENTARY	13,916,180	13,922,595	82,740	13,985,335
HIGH SCHOOL	5,451,339	5,078,797	438,913	5,517,710
-- TOTAL	19,367,519	19,001,392	501,653	19,603,045
ENROLLMENT				
1992 - 1993				22,295
ORIGINAL STUDENTS TRANSFER STUDENTS				889
TOTAL STUDENTS SERVED				23,184

STAFFING SUMMARY	NUMBER OF FTE'S	STUDENTS PER STAFF PERSON
CERTIFIED ---		
ADMINS	77	253.30
TEACHERS	1,101	17.70
OTHER	96	201.20
SUBTOTAL	1,274	15.30
CLASSIFIED ---		
MANAGERS	56	348.30
TEACH AIL	240	81.30
OTHER	639	30.50
SUBTOTAL	935	20.90
TOTAL STAFF	2,209	8.80
TEACHER SALARIES		30,714,909

FINANCIAL DATA FUND DESCRIPTION	JULY 1, 1992			EXPENDITURES		JUNE 30, 1993
	FUND BALANCE	REVENUES	TRANSFERS	BUDGET	ACTUAL	BALANCE
MAINTENANCE & OPER	58,692	173,258	0	207,700	139,128	92,822
CAPITAL OUTLAY	13,844	38,368	0	45,000	24,253	27,759
ADJACENT WAYS	0	0	0	0	0	0
DEBT SERVICE	0	0	0	0	0	0
SCHOOL PLANT	10,143	384	0	5,000	0	10,527
FEDERAL PROJECTS	0	0	0	0	0	0
STATE PROJECTS	0	0	0	0	0	0
FOOD SERVICES	0	0	0	0	0	0
AUXILIARY OPERATIONS	0	0	0	0	0	0
UNEMPLOYMENT INSUR	0	0	0	0	0	0
OTHER	6,117	1,296	0	4,000	1,086	6,327
TOTAL	88,696	213,306	0	261,700	164,467	137,435
NOT INCLUDED ABOVE						
BOND BUILDING	0	0	0	0	0	0
INTRGVMTL AGRMNTS	0	0	0	0	0	0
INDIRECT COSTS	0	0	0	0	0	0

Fiscal Year 1992 - 1993 Annual Report for the Arizona Department of Education

DESCRIPTION OF REVENUES RECEIVED BY SOURCE	LOCAL	COUNTY	STATE	FEDERAL	TOTAL REVENUES
MAINTENANCE & OPERATION	139,458	0	549	30,638	170,645
CAPITAL OUTLAY	9,231	0	29,137	0	38,368
ADJACENT WAYS	0	0	0	0	0
DEBT SERVICE	0	0	0	0	0
OTHER: SEE DESCRIPTION PAGE 35	384	0	0	0	384
TOTAL BY SOURCE	149,074	0	29,686	30,638	209,398
PERCENTAGE OF TOTAL REVENUES	71.20	0.00	14.20	14.60	100.00

SPECIAL EDUCATION PROGRAM EXPENDITURES - DESCRIPTION	BUDGET	ACTUAL
EDUCABLE MENTALLY	0	0
SERIOUSLY EMOTIONALLY	0	0
SERIOUSLY EMOT - PRIVATE	0	0
HEARING	0	0
OTHER HEALTH IMPAIRED	0	0
MULTIPLE DISABILITIES	0	0
MULTIPLE (SSI)	0	0
PHYSICALLY	0	0
LEARNING DISABLED	0	0
SPEECH / LANGUAGE	0	0
TRAINABLE MENTALLY	0	0
VISUALLY	0	0
PRESCHOOL MOD DEV DELAY	0	0
PRESCHOOL SEV DEV DELAY	0	0
-SUBTOTAL	0	0
GIFTED PROGRAMS	0	0
BILINGUAL ED	0	0
REMEDIAL ED	0	0
VOCATIONAL & TECH ED	0	0
CAREER ED	0	0
- SUBTOTAL	0	0
TOTAL (INCL IN MAINT & OPER)	0	0

DUPLICATED COUNTS FOR GIFTED PROG			
KDG	0	9	0
1	0	10	0
2	0	11	0
3	0	12	0
4	0	SUBTOTAL	0
5	0	KDG - 12	0
6	0	ACTUAL EXPENDITURES	0
7	0	K - 8	0
8	0	9 - 12	0
SUBTOTAL	0	TOTAL	0

MISCELLANEOUS DATA as of 6/30/93		
BONDS OUTSTANDING		0
LAND & IMPROVEMENTS		130,334
BUILDING & IMPROVEMENTS		55,687
FURNITURE, EQUIP, VEHICLES		74,378
CONSTRUCTION IN PROGRESS		0
	TAX RATES	ASSESSED VALUATION
-- PRIMARY	1.3779	11,724,966
-- SECONDARY	0.0000	11,917,148
-- S R P		822,967

AVERAGE DAILY MEMBERSHIP	STATE AID ADM (RESIDENT)	ATTENDING ADM (RESIDENT)	ATTENDING ADM (NON RES)	TOTAL ATTENDING ADM
1990 - 1991				
ELEMENTARY	13,780	0,000	0,000	0,000
HIGH SCHOOL	9,680	0,000	0,000	0,000
-- TOTAL	23,460	0,000	0,000	0,000
1991 - 1992				
ELEMENTARY	13,060	0,000	0,000	0,000
HIGH SCHOOL	11,960	0,000	0,000	0,000
-- TOTAL	25,020	0,000	0,000	0,000
1992 - 1993				
ELEMENTARY	9,110	0,000	0,000	0,000
HIGH SCHOOL	7,650	0,000	0,000	0,000
-- TOTAL	16,760	0,000	0,000	0,000
ENROLLMENT 1992 - 1993				
ORIGINAL ENTRIES				0
TRANSFER STUDENTS				0
TOTAL STUDENTS SERVED				0

STAFFING SUMMARY	NUMBER OF FTE'S	STUDENTS PER STAFF PERSON
CERTIFIED ---		
ADMINS	0	0.00
TEACHERS	0	0.00
OTHER	0	0.00
SUBTOTAL	0	0.00
CLASSIFIED ---		
MANAGERS	0	0.00
TEACH AIDS	0	0.00
OTHER	2	0.00
SUBTOTAL	2	0.00
TOTAL STAFF	2	0.00
TEACHER SALARIES		0



FINANCIAL DATA FUND DESCRIPTION	JULY 1, 1992			EXPENDITURES		JUNE 30, 1993
	FUND BALANCE	REVENUES	TRANSFERS	BUDGET	ACTUAL	BALANCE
MAINTENANCE & OPER	(982,275)	41,898,298	0	41,289,535	40,818,061	99,962
CAPITAL OUTLAY	1,967,167	1,262,221	0	2,355,489	2,355,830	873,558
ADJACENT WAYS	0	57,378	0	51,000	31,344	26,034
DEBT SERVICE	6,429,005	13,562,895	0	11,465,696	18,424,613	1,567,287
SCHOOL PLANT	0	0	0	0	0	0
FEDERAL PROJECTS	177,723	1,827,449	378,674	2,289,421	2,198,509	185,337
STATE PROJECTS	2,459	160,897	0	238,146	183,230	(19,874)
FOOD SERVICES	(283,441)	1,934,556	0	2,400,000	2,073,064	(421,949)
AUXILIARY OPERATIONS	261,515	251,867	0	240,000	205,361	308,021
UNEMPLOYMENT INSUR	8,761	35,261	0	30,000	25,855	18,167
OTHER	805,852	519,955	(3,837)	1,041,500	499,024	822,946
TOTAL	8,386,748	61,610,777	374,837	61,400,787	66,812,891	3,459,489
NOT INCLUDED ABOVE						
BOND BUILDING	95,724	0	0	96,000	95,724	0
INTRGVMNTL AGRMNTS	0	0	0	0	0	0
INDIRECT COSTS	48,037	1,587	12,335	50,000	0	59,959

Fiscal Year 1992 - 1993 Annual Report for the Arizona Department of Education

DESCRIPTION OF REVENUES RECEIVED BY SOURCE	LOCAL	COUNTY	STATE	FEDERAL	TOTAL REVENUES
MAINTENANCE & OPERATION	15,304,562	1,360,446	23,964,181	1,111,842	41,741,031
CAPITAL OUTLAY	689,408	19,299	331,483	22,031	1,262,221
ADJACENT WAYS	55,302	0	2,076	0	57,378
DEBT SERVICE	13,561,661	0	1,234	0	13,562,895
OTHER; SEE DESCRIPTION PAGE 35	0	0	160,897	1,827,449	1,988,346
TOTAL BY SOURCE	29,610,933	1,579,745	24,459,871	2,961,322	58,611,871
PERCENTAGE OF TOTAL REVENUES	50.50	2.70	41.70	5.10	100.00

SPECIAL EDUCATION PROGRAM EXPENDITURES - DESCRIPTION	BUDGET	ACTUAL
EDUCABLE MENTALLY	358,913	236,589
SERIOUSLY EMOTIONALLY	829,009	806,877
SERIOUSLY EMOT - PRIVATE	0	0
HEARING	58,700	48,758
OTHER HEALTH IMPAIRED	167,439	139,618
MULTIPLE DISABILITIES	95,112	40,272
MULTIPLE (SSI)	108,056	33,581
PHYSICALLY	0	0
LEARNING DISABLED	1,530,310	1,535,786
SPEECH / LANGUAGE	429,762	355,801
TRAINABLE MENTALLY	108,207	69,533
VISUALLY	62,000	53,405
PRESCHOOL MOD DEV DELAY	0	22,221
PRESCHOOL SEV DEV DELAY	0	18,951
-SUBTOTAL	3,859,179	3,490,524
GIFTED PROGRAMS	355,239	467,844
BILINGUAL ED	557,905	348,153
REMEDIAL ED	242,591	500,417
VOCATIONAL & TECH ED	1,228,949	1,392,240
CAREER ED	1,867	5,779
-SUBTOTAL	2,386,651	2,714,233
TOTAL (INCL IN MAINT & OPER)	6,246,830	6,204,757

DUPLICATED COUNTS FOR GIFTED PROG			
KDG	0	9	0
1	17	10	0
2	53	11	85
3	81	12	187
4	119	SUBTOTAL	272
5	135	KDG - 12	1,073
6	144	ACTUAL EXPENDITURES	
7	140	K - 8	321,038
8	107	9 - 12	146,606
SUBTOTAL	801	TOTAL	467,644

MISCELLANEOUS DATA as of 6/30/93	
BONDS OUTSTANDING	70,210,000
LAND & IMPROVEMENTS	10,432,131
BUILDING & IMPROVEMENTS	96,900,197
FURNITURE, EQUIP, VEHICLES	13,007,146
CONSTRUCTION IN PROGRESS	0
TAX RATES	ASSESSED VALUATION
-- PRIMARY 4.6402	382,908,580
-- SECONDARY 1.8308	402,919,764
-- S R P	215,299

AVERAGE DAILY MEMBERSHIP	STATE AID ADM (RESIDENT)	ATTENDING ADM (RESIDENT)	ATTENDING ADM (NON RES)	TOTAL ATTENDING ADM
1990 - 1991				
ELE' ENTARY	7,978,115	7,959,975	22,080	7,982,055
HIGH SCHOOL	3,265,813	3,253,004	62,630	3,315,634
-- TOTAL	11,243,928	11,212,979	84,710	11,297,689
1991 - 1992				
ELEMENTARY	7,948,545	7,930,405	27,530	7,957,935
HIGH SCHOOL	3,315,675	3,304,075	82,855	3,386,930
-- TOTAL	11,264,220	11,234,480	110,385	11,344,865
1992 - 1993				
ELEMENTARY	8,117,455	8,096,155	25,410	8,121,565
HIGH SCHOOL	3,378,258	3,365,853	91,490	3,457,343
-- TOTAL	11,495,713	11,462,008	116,900	11,578,908
ENROLLMENT 1992 - 1993				
ORIGINAL ENTRIES				12,742
TRANSFER STUDENTS				444
TOTAL STUDENTS SERVED				13,186

STAFFING SUMMARY	NUMBER OF FTE'S	STUDENTS PER STAFF PERSON
CERTIFIED ---		
ADMINS	47	246.40
TEACHERS	625	18.50
OTHER	83	139.50
SUBTOTAL	755	15.30
CLASSIFIED ---		
MANAGERS	19	609.40
TEACH AIDS	77	160.80
OTHER	307	27.70
SUBTOTAL	398	29.10
TOTAL STAFF	1,153	10.60
TEACHER SALARIES		19,013,375

FINANCIAL DATA FUND DESCRIPTION	JULY 1, 1992			EXPENDITURES			JUNE 30, 1993
	FUND BALANCE	REVENUES	TRANSFERS	BUDGET	ACTUAL	BALANCE	
MAINTENANCE & OPER	30,820	1,854,175	0	1,707,407	1,678,085	6,710	
CAPITAL OUTLAY	225,339	130,942	0	174,282	60,421	295,860	
ADJACENT WAYS	0	0	0	0	0	0	
DEBT SERVICE	703	544,405	0	644,527	597,108	(52,000)	
SCHOOL PLANT	0	0	0	1,000	0	0	
FEDERAL PROJECTS	14,590	97,248	0	112,353	98,843	12,995	
STATE PROJECTS	1,738	28,382	0	53,200	28,645	1,473	
FOOD SERVICES	17,484	81,096	0	90,000	89,390	9,190	
AUXILIARY OPERATIONS	0	0	0	30,000	0	0	
UNEMPLOYMENT INSUR	25,210	1,484	0	25,500	0	26,674	
OTHER	11,055	5,042	0	20,700	5,275	10,822	
TOTAL	328,737	2,642,764	0	2,858,969	2,557,767	311,724	
NOT INCLUDED ABOVE							
BOND BUILDING	0	0	0	0	0	0	
INTRGVMNTL AGRMNTS	0	0	0	0	0	0	
INDIRECT COSTS	0	0	0	0	0	0	

Fiscal Year 1992 - 1993 Annual Report for the Arizona Department of Education

DESCRIPTION OF REVENUES RECEIVED BY SOURCE	LOCAL	COUNTY	STATE	FEDERAL	TOTAL REVENUES
MAINTENANCE & OPERATION	223,525	127,920	935,928	358,977	1,646,350
CAPITAL OUTLAY	31,745	0	99,197	0	130,942
ADJACENT WAYS	0	0	0	0	0
DEBT SERVICE	544,405	0	0	0	544,405
OTHER: SEE DESCRIPTION PAGE 35	0	0	28,382	97,248	125,630
TOTAL BY SOURCE	799,675	127,920	1,063,507	456,225	2,447,327
PERCENTAGE OF TOTAL REVENUES	32.70	5.20	43.50	18.60	100.00

SPECIAL EDUCATION PROGRAM EXPENDITURES - DESCRIPTION	BUDGET	ACTUAL
EDUCABLE MENTALLY	2,417	2,212
SERIOUSLY EMOTIONALLY	9,851	9,189
SERIOUSLY EMOT - PRIVATE	0	0
HEARING	0	0
OTHER HEALTH IMPAIRED	0	0
MULTIPLE DISABILITIES	2,417	2,212
MULTIPLE (SSI)	0	0
PHYSICALLY	0	0
LEARNING DISABLED	73,371	69,255
SPEECH / LANGUAGE	5,280	2,149
TRAINABLE MENTALLY	0	0
VISUALLY	0	0
PRESCHOOL MOD DEV DELAY	0	0
PRESCHOOL SEV DEV DELAY	0	0
- SUBTOTAL	95,752	87,229
GIFTED PROGRAMS	800	722
BILINGUAL ED	0	0
REMEDIATION ED	0	0
VOCATIONAL & TECH ED	165,648	162,763
CAREER ED	0	0
- SUBTOTAL	166,448	163,485
TOTAL (INCL IN MAINT & OPER)	262,200	250,714

DUPLICATED COUNTS FOR GIFTED PROG			
KDG	0	9	0
1	0	10	0
2	11	11	0
3	6	12	0
4	11	SUBTOTAL	
5	17	KDG - 12	62
6	5	ACTUAL EXPENDITURES	
7	4	K - 8	722
8	8	9 - 12	0
SUBTOTAL	62	TOTAL	722

MISCELLANEOUS DATA as of 6/30/93	
BONDS OUTSTANDING	2,565,000
LAND & IMPROVEMENTS	365,249
BUILDING & IMPROVEMENTS	5,035,490
FURNITURE, EQUIP, VEHICLES	803,457
CONSTRUCTION IN PROGRESS	0
TAX RATES	ASSESSED VALUATION
.. PRIMARY 1.8491	12,895,886
.. SECONDARY 4.7920	12,457,942
.. S.R.P.	0

AVERAGE DAILY MEMBERSHIP	STATE AID ADM (RESIDENT)	ATTENDING ADM (RESIDENT)	ATTENDING ADM (NON RES)	TOTAL ATTENDING ADM
1990 - 1991				
ELEMENTARY	298,695	298,695	0,000	298,695
HIGH SCHOOL	121,005	121,320	0,000	121,320
-- TOTAL	419,700	420,015	0,000	420,015
1991 - 1992				
ELEMENTARY	275,210	275,210	0,000	275,210
HIGH SCHOOL	110,840	110,840	0,000	110,840
-- TOTAL	386,050	386,050	0,000	386,050
1992 - 1993				
ELEMENTARY	262,318	263,065	0,000	263,065
HIGH SCHOOL	113,598	114,140	0,000	114,140
-- TOTAL	375,916	377,205	0,000	377,205
ENROLLMENT 1992 - 1993				
ORIGINAL ENTRIES				441
TRANSFER STUDENTS				20
TOTAL STUDENTS SERVED				461

STAFFING SUMMARY	NUMBER OF FTE'S	STUDENTS PER STAFF PERSON
CERTIFIED ---		
ADMINS	2	188.60
TEACHERS	24	15.70
OTHER	1	377.20
SUBTOTAL	27	14.00
CLASSIFIED ---		
MANAGERS	4	94.33
TEACH AIDS	9	41.90
OTHER	10	37.70
SUBTOTAL	23	16.40
TOTAL STAFF	50	7.50
TEACHER SALARIES		723,420



FINANCIAL DATA FUND DESCRIPTION	JULY 1, 1992			EXPENDITURES		JUNE 30, 1993
	FUND BALANCE	REVENUES	TRANSFERS	BUDGET	ACTUAL	BALANCE
MAINTENANCE & OPER	(295,342)	1,945,624	0	1,685,860	1,604,613	45,669
CAPITAL OUTLAY	56,184	219,038	0	175,230	175,017	100,205
ADJACENT WAYS	0	0	0	0	0	0
DEBT SERVICE	0	180,137	0	147,000	147,475	32,662
SCHOOL PLANT	1,750	77	0	0	0	1,827
FEDERAL PROJECTS	3,425	50,926	0	54,921	44,565	9,786
STATE PROJECTS	(1,519)	7,221	0	0	3,055	2,647
FOOD SERVICES	0	0	0	0	0	0
AUXILIARY OPERATIONS	0	0	0	5,000	0	0
UNEMPLOYMENT INSUR	0	0	0	3,000	0	0
OTHER	24,686	73,953	0	72,000	64,591	34,048
TOTAL	(210,816)	2,476,976	0	2,143,011	2,039,316	226,844
NOT INCLUDED ABOVE						
BOND BUILDING	0	0	0	0	0	0
INTRGVMNTL AGRMNTS	0	0	0	0	0	0
INDIRECT COSTS	0	0	0	0	0	0

Fiscal Year 1992 - 1993 Annual Report for the Arizona Department of Education

DESCRIPTION OF REVENUES RECEIVED BY SOURCE	LOCAL	COUNTY	STATE	FEDERAL	TOTAL REVENUES
MAINTENANCE & OPERATION	903,350	54,278	576,936	411,060	1,945,624
CAPITAL OUTLAY	106,876	3,492	47,247	61,423	219,038
ADJACENT WAYS	0	0	0	0	0
DEBT SERVICE	180,137	0	0	0	180,137
OTHER: SEE DESCRIPTION PAGE 35	77	0	7,221	50,926	58,224
TOTAL BY SOURCE	1,190,440	57,770	631,404	523,409	2,403,023
PERCENTAGE OF TOTAL REVENUES	49.50	2.40	26.30	21.80	100.00

SPECIAL EDUCATION PROGRAM EXPENDITURES - DESCRIPTION	BUDGET	ACTUAL
EDUCABLE MENTALLY	0	0
SERIOUSLY EMOTIONALLY	0	0
SERIOUSLY EMOT PRIVATE	0	0
HEARING	0	0
OTHER HEALTH IMPAIRED	0	0
MULTIPLE DISABILITIES	5,000	5,000
MULTIPLE (SSI)	0	0
PHYSICALLY	0	0
LEARNING DISABLED	23,212	23,212
SPEECH / LANGUAGE	0	0
TRAINABLE MENTALLY	0	0
VISUALLY	0	0
PRESCHOOL MOD DEV DELAY	0	0
PRESCHOOL SEV DEV DELAY	0	0
-SUBTOTAL	28,212	28,212
GIFTED PROGRAMS	16,068	18,188
BILINGUAL ED	0	0
REMEDIAL ED	18,927	10,269
VOCATIONAL & TECH ED	0	0
CAREER ED	0	0
- SUBTOTAL	34,995	28,457
TOTAL (INCL IN MAINT & OPER)	63,207	56,669

DUPLICATED COUNTS FOR GIFTED PROG			
KDG	0	9	0
1	0	10	2
2	0	11	0
3	0	12	1
4	2	SUBTOTAL	3
5	0	KDG - 12	9
6	0	ACTUAL EXPENDITURES	
7	2	K - 8	0
8	2	9 - 12	0
SUBTOTAL	6	TOTAL	0

MISCELLANEOUS DATA as of 6/30/93	
BONDS OUTSTANDING	875,000
LAND & IMPROVEMENTS	63,925
BUILDING & IMPROVEMENTS	4,639,454
FURNITURE, EQUIP, VEHICLES	391,012
CONSTRUCTION IN PROGRESS	0
TAX RATES ASSESSED VALUATION	
-- PRIMARY	8.3947 12,433,801
-- SECONDARY	1.4113 12,881,926
-- S R P	0

AVERAGE DAILY MEMBERSHIP	STATE AID ADM (RESIDENT)	ATTENDING ADM (RESIDENT)	ATTENDING ADM (NON RES)	TOTAL ATTENDING ADM
1990 - 1991				
ELEMENTARY	157,355	157,355	0,000	157,355
HIGH SCHOOL	60,280	60,280	0,000	60,280
-- TOTAL	217,636	217,636	0,000	217,636
1991 - 1992				
ELEMENTARY	182,035	182,035	0,000	182,035
HIGH SCHOOL	65,570	65,570	0,000	65,570
-- TOTAL	247,606	247,606	0,000	247,606
1992 - 1993				
ELEMENTARY	234,355	234,355	0,000	234,355
HIGH SCHOOL	76,630	76,630	0,000	76,630
-- TOTAL	310,986	310,986	0,000	310,986
ENROLLMENT 1992 - 1993				
ORIGINAL ENTRIES				328
TRANSFER STUDENTS				28
TOTAL STUDENTS SERVED				356

STAFFING SUMMARY	NUMBER OF FTE'S	STUDENTS PER STAFF PERSON
CERTIFIED ---		
ADMNS	3	103.70
TEACHERS	23	13.50
OTHER	2	155.50
SUBTOTAL	28	111.16
CLASSIFIED ---		
MANAGERS	2	155.50
TEACH AIDS	4	77.75
OTHER	5	62.20
SUBTOTAL	11	28.30
TOTAL STAFF	39	8.00
TEACHER SALARIES		799,455



FINANCIAL DATA FUND DESCRIPTION	JULY 1, 1992			EXPENDITURES		JUNE 30, 1993
	FUND BALANCE	REVENUES	TRANSFERS	BUDGET	ACTUAL	BALANCE
MAINTENANCE & OPER	39,027	768,596	6	797,413	711,288	96,341
CAPITAL OUTLAY	17,669	69,276	0	29,500	29,348	57,597
ADJACENT WAYS	0	0	0	0	0	0
DEBT SERVICE	0	0	0	0	0	0
SCHOOL PLANT	374	15	0	1,000	0	389
FEDERAL PROJECTS	32,001	8,995	812	22,790	38,133	3,675
STATE PROJECTS	14,618	5,087	0	15,220	16,800	2,905
FOOD SERVICES	1,950	12,865	0	17,525	10,624	4,191
AUXILIARY OPERATIONS	0	0	0	0	0	0
UNEMPLOYMENT INSUR	0	0	0	0	0	0
OTHER	6,750	9,349	0	15,831	8,733	7,366
TOTAL	112,389	874,183	818	899,279	814,928	172,464
NOT INCLUDED ABOVE						
BOND BUILDING	0	0	0	0	0	0
INTRGVMNTL AGRMNTS	0	0	0	0	0	0
INDIRECT COSTS	0	0	0	0	0	0

Fiscal Year 1992 - 1993 Annual Report for the Arizona Department of Education

DESCRIPTION OF REVENUES RECEIVED BY SOURCE	LOCAL	COUNTY	STATE	FEDERAL	TOTAL REVENUES
MAINTENANCE & OPERATION	361,149	30,035	310,912	66,501	768,597
CAPITAL OUTLAY	36,823	2,970	29,482	0	69,275
ADJACENT WAYS	0	0	0	0	0
DEBT SERVICE	0	0	0	0	0
OTHER: SEE DESCRIPTION PAGE 35	15	0	5,087	8,995	14,097
TOTAL BY SOURCE	397,987	33,005	345,481	76,496	861,969
PERCENTAGE OF TOTAL REVENUES	46.70	3.90	40.60	8.90	100.00

SPECIAL EDUCATION PROGRAM EXPENDITURES - DESCRIPTION	BUDGET	ACTUAL
EDUCABLE MENTALLY	0	0
SERIOUSLY EMOTIONALLY	0	0
SERIOUSLY EMOT - PRIVATE	0	0
HEARING	0	0
OTHER HEALTH IMPAIRED	0	0
MULTIPLE DISABILITIES	11,885	0
MULTIPLE (SSI)	0	0
PHYSICALLY	0	0
LEARNING DISABLED	22,708	20,507
SPEECH / LANGUAGE	0	0
TRAINABLE MENTALLY	0	0
VISUALLY	0	0
PRESCHOOL MOD DEV DELAY	0	0
PRESCHOOL SEV DEV DELAY	0	0
-SUBTOTAL	34,593	20,507
GIFTED PROGRAMS	0	0
BILINGUAL ED	0	0
REMEDIAL ED	0	0
VOCATIONAL & TECH ED	0	0
CAREER ED	0	0
- SUBTOTAL	0	0
TOTAL (INCL IN MAINT & OPER)	34,593	20,507

DUPLICATED COUNTS FOR GIFTED PROG			
KDG	0	9	0
1	0	10	0
2	0	11	0
3	0	12	0
4	0	SUBTOTAL	0
5	3	KDG - 12	3
6	0	ACTUAL EXPENDITURES	
7	0	K - 8	0
8	0	9 - 12	0
SUBTOTAL	3	TOTAL	0

MISCELLANEOUS DATA as of 6/30/93	
BONDS OUTSTANDING	0
LAND & IMPROVEMENTS	75,859
BUILDING & IMPROVEMENTS	457,689
FURNITURE, EQUIP, VEHICLES	401,154
CONSTRUCTION IN PROGRESS	0
TAX RATES	ASSESSED VALUATION
-- PRIMARY 5.6734	7,918,769
-- SECONDARY 0.0000	8,347,009
-- S R P	0

AVERAGE DAILY MEMBERSHIP	STATE AID ADM (RESIDENT)	ATTENDING ADM (RESIDENT)	ATTENDING ADM (NON RES)	TOTAL ATTENDING ADM
1990 - 1991				
ELEMENTARY	92,435	65,175	0,000	65,175
HIGH SCHOOL	29,320	0,000	0,000	0,000
-- TOTAL	121,755	65,175	0,000	65,175
1991 - 1992				
ELEMENTARY	84,055	60,155	0,000	60,155
HIGH SCHOOL	33,550	0,000	0,000	0,000
-- TOTAL	117,605	60,155	0,000	60,155
1992 - 1993				
ELEMENTARY	82,972	59,200	0,000	59,200
HIGH SCHOOL	38,809	0,000	0,000	0,000
-- TOTAL	121,781	59,200	0,000	59,200
ENROLLMENT				
1992 - 1993				75
				4
				79
	ORIGINAL ENTRIES			
	TRANSFER STUDENTS			
	TOTAL STUDENTS SERVED			

STAFFING SUMMARY	NUMBER OF FTE'S	STUDENTS PER STAFF PERSON
CERTIFIED ---		
ADMINS	1	59.20
TEACHERS	7	8.50
OTHER	0	0.00
SUBTOTAL	8	7.40
CLASSIFIED ---		
MANAGERS	2	29.60
TEACH AIDS	1	59.20
OTHER	6	9.90
SUBTOTAL	9	6.60
TOTAL STAFF	17	3.50
TEACHER SALARIES		0



FINANCIAL DATA FUND DESCRIPTION	JULY 1, 1992			EXPENDITURES			JUNE 30, 1993
	FUND BALANCE	REVENUES	TRANSFERS	BUDGET	ACTUAL	BALANCE	
MAINTENANCE & OPER	459,111	13,289,843	4,584	12,711,719	12,529,685	1,223,853	
CAPITAL OUTLAY	194,610	2,610,738	0	1,222,450	1,171,068	1,634,280	
ADJACENT WAYS	145,651	6,785	0	0	0	152,436	
DEBT SERVICE	265,618	3,006,818	8,500	2,895,013	2,826,361	454,575	
SCHOOL PLANT	8,500	0	(8,500)	0	0	0	
FEDERAL PROJECTS	100,591	1,424,544	(3,854)	1,562,212	1,429,188	92,095	
STATE PROJECTS	33,492	296,921	0	292,810	304,872	25,541	
FOOD SERVICES	102,691	828,542	0	862,600	822,279	108,954	
AUXILIARY OPERATIONS	9,199	103,968	0	110,000	105,327	7,838	
UNEMPLOYMENT INSUR	81,936	5,335	0	15,000	15,833	71,438	
OTHER	36,046	195,945	(730)	185,735	166,983	64,278	
TOTAL	1,437,445	21,789,437	0	19,657,539	19,371,594	3,835,288	
NOT INCLUDED ABOVE							
BOND BUILDING	2,043,112	0	0	1,800,000	440,161	1,602,951	
INTRGVMNTL AGRMNTS	0	0	0	0	0	0	
INDIRECT COSTS	0	0	0	0	0	0	

Fiscal Year 1992 - 1993 Annual Report for the Arizona Department of Education

DESCRIPTION OF REVENUES RECEIVED BY SOURCE	LOCAL	COUNTY	STATE	FEDERAL	TOTAL REVENUES
MAINTENANCE & OPERATION	5,482,095	466,293	3,818,493	3,522,962	13,289,843
CAPITAL OUTLAY	2,236,192	0	374,546	0	2,610,738
ADJACENT WAYS	6,785	0	0	0	6,785
DEBT SERVICE	3,006,818	0	0	0	3,006,818
OTHER: SEE DESCRIPTION PAGE 35	0	0	296,921	1,424,544	1,721,465
TOTAL BY SOURCE	10,731,890	466,293	4,489,960	4,947,506	20,635,649
PERCENTAGE OF TOTAL REVENUES	52.00	2.30	21.80	24.00	100.00

SPECIAL EDUCATION PROGRAM EXPENDITURES - DESCRIPTION	BUDGET	ACTUAL
EDUCABLE MENTALLY	63,165	63,420
SERIOUSLY EMOTIONALLY	0	0
SERIOUSLY EMOT - PRIVATE	0	0
HEARING	0	0
OTHER HEALTH IMPAIRED	0	0
MULTIPLE DISABILITIES	48,589	48,077
MULTIPLE (SSI)	14,577	15,344
PHYSICALLY	0	0
LEARNING DISABLED	408,144	407,117
SPEECH / LANGUAGE	449,966	449,056
TRAINABLE MENTALLY	9,718	9,206
VISUALLY	19,435	19,435
PRESCHOOL MOD DEV DELAY	0	0
PRESCHOOL SEV DEV DELAY	4,859	5,114
-SUBTOTAL	1,018,453	1,016,769
GIFTED PROGRAMS	5,847	6,137
BILINGUAL ED	0	0
REMEDIAL ED	0	0
VOCATIONAL & TECH ED	0	0
CAREER ED	0	0
- SUBTOTAL	5,847	6,137
TOTAL (INCL IN MAINT & OPER)	1,024,300	1,022,906

DUPLICATED COUNTS FOR GIFTED PROG			
KDG	0	9	29
1	24	10	28
2	6	11	8
3	2	12	17
4	7		82
5	1		KDG - 12
6	0		ACTUAL EXPENDITURES
7	0		K - 8
8	30		9 - 12
SUBTOTAL	70	TOTAL	6,137

MISCELLANEOUS DATA as of 6/30/93		
BONDS OUTSTANDING	27,045,000	
LAND & IMPROVEMENTS	4,052,514	
BUILDING & IMPROVEMENTS	43,066,051	
FURNITURE, EQUIP, VEHICLES	7,810,700	
CONSTRUCTION IN PROGRESS	0	
TAX RATES	ASSESSED VALUATION	
-- PRIMARY	4.9400	125,083,576
-- SECONDARY	1.7880	126,832,740
-- SRP		32,235,331

AVERAGE DAILY MEMBERSHIP	STATE AID ADM (RESIDENT)	ATTENDING ADM (RESIDENT)	ATTENDING ADM (NON RES)	TOTAL ATTENDING ADM
1990 - 1991				
ELEMENTARY	2,239,886	2,243,670	0,000	2,243,670
HIGH SCHOOL	902,844	902,780	3,000	905,780
-- TOTAL	3,142,730	3,146,450	3,000	3,149,450
1991 - 1992				
ELEMENTARY	2,317,923	2,325,080	0,000	2,325,080
HIGH SCHOOL	948,509	954,520	6,620	961,140
-- TOTAL	3,266,432	3,279,600	6,620	3,286,220
1992 - 1993				
ELEMENTARY	2,277,866	2,282,775	0,000	2,282,775
HIGH SCHOOL	1,054,355	1,056,950	1,000	1,057,950
-- TOTAL	3,332,221	3,339,726	1,000	3,340,726
ENROLLMENT				
1992 - 1993				
ORIGINAL ENTRIES				3,641
TRANSFER STUDENTS				104
TOTAL STUDENTS SERVED				3,745

STAFFING SUMMARY	NUMBER OF FTE'S	STUDENTS PER STAFF PERSON
CERTIFIED ---		
ADMINS	12	278.40
TEACHERS	176	19.00
OTHER	13	257.00
SUBTOTAL	201	16.60
CLASSIFIED ---		
MANAGERS	1	668.10
TEACH AIDS	44	75.90
OTHER	118	28.30
SUBTOTAL	167	20.00
TOTAL STAFF	368	9.10
TEACHER SALARIES		5,453,193

FINANCIAL DATA FUND DESCRIPTION	JULY 1, 1992			EXPENDITURES		JUNE 30, 1993
	FUND BALANCE	REVENUES	TRANSFERS	BUDGET	ACTUAL	BALANCE
MAINTENANCE & OPER	204,999	11,795,694	1,414,229	13,702,543	13,164,924	249,998
CAPITAL OUTLAY	5,408,310	1,636,114	(1,251,601)	6,016,877	2,815,892	2,976,931
ADJACENT WAYS	159,215	7,358	0	159,216	0	166,573
DEBT SERVICE	257,706	1,640,985	0	1,295,084	1,740,816	157,875
SCHOOL PLANT	0	0	0	0	0	0
FEDERAL PROJECTS	390,891	2,811,553	(324,819)	2,210,558	2,454,779	222,846
STATE PROJECTS	53,119	544,801	4,253	491,810	533,390	68,783
FOOD SERVICES	(154,325)	505,456	0	593,422	498,715	(147,584)
AUXILIARY OPERATIONS	36,729	68,728	0	20,000	91,258	14,199
UNEMPLOYMENT INSUR	(37,852)	0	0	25,000	18,282	(56,134)
OTHER	1,657,001	1,050,026	0	1,304,857	1,431,971	1,275,056
TOTAL	7,876,683	19,860,716	(157,738)	26,819,367	22,760,027	4,928,643
NOT INCLUDED ABOVE						
BCND BUILDING	(870,907)	2,605,000	0	5,819,137	1,665,700	68,393
INTRGVMNTL AGRMNTS	0	0	0	0	0	0
INDIRECT COSTS	5,129	0	13,380	0	6,791	11,718

Fiscal Year 1992 - 1993 Annual Report for the Arizona Department of Education

DESCRIPTION OF REVENUES RECEIVED BY SOURCE	LOCAL	COUNTY	STATE	FEDERAL	TOTAL REVENUES
MAINTENANCE & OPERATION	33,734	325,994	8,953,186	4,482,780	11,795,694
CAPITAL OUTLAY	138,766	100,000	1,397,348	0	1,636,114
ADJACENT WAYS	7,358	0	0	0	7,358
DEBT SERVICE	1,640,985	0	0	0	1,640,985
OTHER: SEE DESCRIPTION PAGE 35	0	0	544,801	2,611,553	3,156,354
TOTAL BY SOURCE	1,820,843	426,994	8,896,336	7,094,333	18,236,506
PERCENTAGE OF TOTAL REVENUES	10.00	2.30	48.80	38.90	100.00

SPECIAL EDUCATION PROGRAM EXPENDITURES - DESCRIPTION	BUDGET	ACTUAL
EDUCABLE MENTALLY	131,497	160,076
SERIOUSLY EMOTIONALLY	10,115	40,640
SERIOUSLY EMOT - PRIVATE	0	0
HEARING	20,227	29,342
OTHER HEALTH IMPAIRED	0	2,887
MULTIPLE DISABILITIES	121,385	185,401
MULTIPLE (SSI)	171,957	170,000
PHYSICALLY	0	0
LEARNING DISABLED	543,844	472,995
SPEECH / LANGUAGE	234,538	95,029
TRAINABLE MENTALLY	111,266	36,120
VISUALLY	32,730	0
PRESCHOOL MOD DEV DELAY	39,500	32,671
PRESCHOOL SEV DEV DELAY	42,000	0
-SUBTOTAL	1,459,059	1,292,936
GIFTED PROGRAMS	47,000	44,584
BILINGUAL ED	639,505	609,245
REMEDIATION ED	0	6,171
VOCATIONAL & TECH ED	456,000	441,495
CAREER ED	0	0
- SUBTOTAL	1,142,505	1,101,495
TOTAL (INCL IN MAINT & OPER)	2,601,564	2,394,430

DUPLICATED COUNTS FOR GIFTED PROG			
KDG	9	9	8
1	8	10	9
2	4	11	10
3	6	12	5
4	13	SUBTOTAL	37
5	10	KDG - 12	114
6	16	ACTUAL EXPENDITURES	
7	8	K - 8	46,000
8	8	9 - 12	3,338
SUBTOTAL	82	TOTAL	49,338

MISCELLANEOUS DATA as of 6/30/93	
BONDS OUTSTANDING	4,870,000
LAND & IMPROVEMENTS	13,108
BUILDING & IMPROVEMENTS	2,195,491
FURNITURE, EQUIP, VEHICLES	244,955
CONSTRUCTION IN PROGRESS	0
	TAX RATES
- PRIMARY	0.0000
- SECONDARY	9.1611
- S R P	
	ASSESSED VALUATION
	16,090,845
	16,273,208
	2,133,390

AVERAGE DAILY MEMBERSHIP	STATE AID ADM (RESIDENT)	ATTENDING ADM (RESIDENT)	ATTENDING ADM (NON RES)	TOTAL ATTENDING ADM
1990 - 1991				
ELEMENTARY	1,612,540	1,612,540	0,000	1,612,540
HIGH SCHOOL	685,360	685,360	15,410	700,770
-- TOTAL	2,297,900	2,297,900	15,410	2,313,310
1991 - 1992				
ELEMENTARY	1,628,130	1,628,130	0,000	1,628,130
HIGH SCHOOL	718,600	718,600	6,090	724,690
-- TOTAL	2,346,730	2,346,730	6,090	2,352,820
1992 - 1993				
ELEMENTARY	1,728,869	1,731,540	1,000	1,732,540
HIGH SCHOOL	739,160	739,160	7,580	746,740
-- TOTAL	2,468,029	2,470,700	8,580	2,479,280
ENROLLMENT 1992 - 1993				
	ORIGINAL ENTRIES			2,813
	TRANSFER STUDENTS			125
	TOTAL STUDENTS SERVED			2,938

STAFFING SUMMARY	NUMBER OF FTE'S	STUDENTS PER STAFF PERSON
CERTIFIED - - -		
ADMINS	15	165.30
TEACHERS	192	12.90
OTHER	20	124.00
SUBTOTAL	227	10.90
CLASSIFIED - - -		
MANAGERS	9	275.50
TEACH AIDS	78	31.80
OTHER	140	17.70
SUBTOTAL	227	10.90
TOTAL STAFF	454	5.50
TEACHER SALARIES		4,614,092



FINANCIAL DATA FUND DESCRIPTION	JULY 1, 1992			EXPENDITURES		JUNE 30, 1993 BALANCE
	FUND BALANCE	REVENUES	TRANSFERS	BUDGET	ACTUAL	
MAINTENANCE & OPER	126,901	2,681,508	60	2,736,044	2,660,952	147,515
CAPITAL OUTLAY	119,922	312,942	0	212,170	197,209	235,655
ADJACENT WAYS	0	0	0	0	0	0
DEBT SERVICE	40,229	229,030	2	222,113	222,113	47,148
SCHOOL PLANT	1,486	1,525	0	5,000	0	3,011
FEDERAL PROJECTS	44,398	132,841	200	175,566	147,379	29,860
STATE PROJECTS	5,085	13,157	0	11,000	12,469	5,774
FOOD SERVICES	(829)	80,711	0	90,000	73,098	6,986
AUXILIARY OPERATIONS	10,567	20,879	0	65,000	18,682	12,764
UNEMPLOYMENT INSUR	20,320	1,187	0	25,000	1,332	20,175
OTHER	20,070	7,188	0	46,100	9,092	18,166
TOTAL	388,360	3,480,766	262	3,687,993	3,342,324	627,064
NOT INCLUDED ABOVE						
BOND BUILDING	1,085	0	21,550	1,800,000	22,306	329
INTRGVMNTL AGRMNTS	200	0	(200)	300	0	0
INDIRECT COSTS	0	0	0	0	0	0

Fiscal Year 1992 - 1993 Annual Report for the Arizona Department of Education

DESCRIPTION OF REVENUES RECEIVED BY SOURCE	LOCAL	COUNTY	STATE	FEDERAL	TOTAL REVENUES
MAINTENANCE & OPERATION	1,493,850	90,516	847,763	249,377	2,681,506
CAPITAL OUTLAY	262,002	4,393	46,546	0	312,941
ADJACENT WAYS	0	0	0	0	0
DEBT SERVICE	229,030	0	0	0	229,030
OTHER: SEE DESCRIPTION PAGE 35	1,525	0	13,157	132,641	147,323
TOTAL BY SOURCE	1,986,407	94,909	907,466	382,018	3,370,800
PERCENTAGE OF TOTAL REVENUES	58.90	2.80	26.90	11.30	100.00

SPECIAL EDUCATION PROGRAM EXPENDITURES - DESCRIPTION	BUDGET	ACTUAL
EDUCABLE MENTALLY	84,671	95,354
SERIOUSLY EMOTIONALLY	0	0
SERIOUSLY EMOT - PRIVATE	0	0
HEARING	0	0
OTHER HEALTH IMPAIRED	1,750	803
MULTIPLE DISABILITIES	0	0
MULTIPLE (SSI)	0	9,500
PHYSICALLY	0	0
LEARNING DISABLED	0	8,692
SPEECH / LANGUAGE	38,345	29,120
TRAINABLE MENTALLY	55,000	24,890
VISUALLY	0	0
PRESCHOOL MOD DEV DELAY	12,000	8,543
PRESCHOOL SEV DEV DELAY	10,000	0
-SUBTOTAL	196,766	176,902
GIFTED PROGRAMS	4,000	5,419
BILINGUAL ED	0	0
REMEDIAL ED	0	0
VOCATIONAL & TECH ED	0	0
CAREER ED	0	0
- SUBTOTAL	4,000	5,419
TOTAL (INCL IN MAINT & OPER)	200,766	182,321

DUPLICATED COUNTS FOR GIFTED PROG			
KDG	0	9	3
1	2	10	1
2	0	11	1
3	2	12	2
4	1		7
5	3	SUBTOTAL	41
6	11	KDG - 12	
7	10	ACTUAL EXPENDITURE	
8	5	K - 8	0
SUBTOTAL	34	9 - 12	0
		TOTAL	0

MISCELLANEOUS DATA as of 6/30/93	
BONDS OUTSTANDING	0
LAND & IMPROVEMENTS	338,198
BUILDING & IMPROVEMENTS	3,033,930
FURNITURE, EQUIP, VEHICLES	1,576,563
CONSTRUCTION IN PROGRESS	1,484,447
TAX RATES	ASSESSED VALUATION
- PRIMARY 4.0916	40,996,903
- SECONDARY 7.119	43,003,825
S R P	740,924

AVERAGE DAILY MEMBERSHIP	STATE AID ADM (RESIDENT)	ATTENDING ADM (RESIDENT)	ATTENDING ADM (NON RES)	TOTAL ATTENDING ADM
1990 - 1991				
ELEMENTARY	478,210	478,210	6,180	484,390
HIGH SCHOOL	167,455	167,510	3,000	170,510
-- TOTAL	645,665	645,720	9,180	654,900
1991 - 1992				
ELEMENTARY	494,260	494,260	1,000	495,260
HIGH SCHOOL	174,290	174,290	5,000	179,290
-- TOTAL	668,550	668,550	6,000	674,550
1992 - 1993				
ELEMENTARY	520,945	520,945	0,000	520,945
HIGH SCHOOL	168,180	168,180	6,000	174,180
-- TOTAL	689,125	689,125	6,000	695,125
ENROLLMENT 1992 - 1993				765
ORIGINAL ENTRIES				37
TRANSFER STUDENTS				802
TOTAL STUDENTS SERVED				

STAFFING SUMMARY	NUMBER OF FTE'S	STUDENTS PER STAFF PERSON
CERTIFIED ---		
ADMINS	3	231.70
TEACHERS	42	16.50
OTHER	1	231.70
SUBTOTAL	48	14.50
CLASSIFIED ---		
MANAGERS	3	231.70
TEACH AIDS	7	99.30
OTHER	19	36.60
SUBTOTAL	29	24.00
TOTAL STAFF	77	9.00
TEACHER SALARIES		1,812,243

FINANCIAL DATA FUND DESCRIPTION	JULY 1, 1992			EXPENDITURES		JUNE 30, 1993 BALANCE
	FUND BALANCE	REVENUES	TRANSFERS	BUDGET	ACTUAL	
MAINTENANCE & OPER	(358,287)	74,208,994	1,418,879	74,838,221	73,304,736	1,962,870
CAPITAL OUTLAY	8,002,845	6,279,639	(1,251,601)	10,230,998	6,829,038	6,201,845
ADJACENT WAYS	304,866	71,521	0	210,216	31,344	345,043
DEBT SERVICE	6,993,261	19,164,270	8,502	16,469,433	23,958,486	2,207,547
SCHOOL PLANT	22,253	2,001	(8,500)	12,000	0	15,754
FEDERAL PROJECTS	763,419	5,153,356	51,213	6,427,821	6,411,394	556,594
STATE PROJECTS	108,991	1,056,466	4,253	1,102,186	1,082,481	87,249
FOOD SERVICES	(316,270)	3,443,226	0	4,053,547	3,567,168	(440,212)
AUXILIARY OPERATIONS	318,010	445,440	0	470,000	420,628	342,822
UNEMPLOYMENT INSUR	98,375	43,247	0	123,500	61,302	80,320
OTHER	2,567,577	1,862,754	(4,567)	2,690,723	2,186,755	2,239,009
TOTAL	18,506,060	112,728,914	218,179	116,628,645	117,863,312	13,598,841
NOT INCLUDED ABOVE						
BOND BUILDING	1,269	2,605,000	21,550	9,515,137	2,223,891	1,671,673
INTRGVMENTL AGRMNTS	200	0	(200)	300	0	0
INDIRECT COSTS	51,166	1,587	25,715	50,000	6,791	71,877

Fiscal Year 1992 - 1993 Annual Report for the Arizona Department of Education

DESCRIPTION OF REVENUES RECEIVED BY SOURCE	LOCAL	COUNTY	STATE	FEDERAL	TOTAL REVENUES
MAINTENANCE & OPERATION	23,941,724	2,455,482	37,407,948	10,234,137	74,039,291
CAPITAL OUTLAY	3,511,043	330,154	2,354,986	83,454	6,279,639
ADJACENT WAYS	69,445	0	2,076	0	71,521
DEBT SERVICE	19,163,036	0	1,234	0	19,164,270
OTHER: SEE DESCRIPTION PAGE 35	2,001	0	1,056,466	6,153,356	7,211,823
TOTAL BY SOURCE	46,687,249	2,785,636	40,822,710	16,470,947	106,766,542
PERCENTAGE OF TOTAL REVENUES	43.70	2.60	38.20	15.40	100.00

SPECIAL EDUCATION PROGRAM EXPENDITURES - DESCRIPTION	BUDGET	ACTUAL
EDUCABLE MENTALLY	620,663	557,651
SERIOUSLY EMOTIONALLY	848,975	856,706
SERIOUSLY EMOT PRIVATE	0	0
HEARING	78,927	75,100
OTHER HEALTH IMPAIRED	169,189	143,108
MULTIPLE DISABILITIES	284,388	280,962
MULTIPLE (SSI)	294,590	228,425
PHYSICALLY	0	0
LEARNING DISABLED	2,601,589	2,537,564
SPEECH / LANGUAGE	1,157,891	931,155
TRAINABLE MENTALLY	284,191	139,749
VISUALLY	114,165	72,840
PRESCHOOL MOD DEV DELAY	51,500	63,435
PRESCHOOL SEV DEV DELAY	56,859	24,065
-SUBTOTAL	6,692,014	6,113,078
GIFTED PROGRAMS	428,954	542,694
BILINGUAL ED	1,197,410	957,398
REMEDIATION ED	261,618	516,857
VOCATIONAL & TECH ED	1,850,597	1,996,498
CAREER ED	1,867	5,779
- SUBTOTAL	3,740,446	4,019,228
TOTAL (INCL IN MAINT & OPER)	10,432,460	10,132,304

DUPLICATED COUNTS FOR GIFTED PROG			
KDG	9	9	40
1	51	10	40
2	79	11	104
3	97	12	212
4	153	SUBTOTAL	396
5	169	KDG - 12	1,454
6	176	ACTUAL EXPENDITURES	
7	164	K - 8	370,399
8	160	9 - 12	153,442
SUBTOTAL	1,058	TOTAL	523,841

MISCELLANEOUS DATA as of 6/30/93	
BONDS OUTSTANDING	105,565,000
LAND & IMPROVEMENTS	15,471,318
BUILDING & IMPROVEMENTS	155,383,989
FURNITURE, EQUIP, VEHICLES	24,309,365
CONSTRUCTION IN PROGRESS	1,484,447
TAX RATES	ASSESSED VALUATION
-- PRIMARY 0.0000	610,053,328
-- SECONDARY 0.0000	0
-- SRP	36,147,911

AVERAGE DAILY MEMBERSHIP	STATE AID ADM (RESIDENT)	ATTENDING ADM (RESIDENT)	ATTENDING ADM (NON RES)	TOTAL ATTENDING ADM
1990 - 1991				
ELEMENTARY	12,871,016	12,815,620	28,260	1,843,880
HIGH SCHOOL	5,741,757	5,190,254	84,040	274,294
-- TOTAL	18,112,773	18,006,874	112,300	8,118,174
1991 - 1992				
ELEMENTARY	12,943,218	12,895,275	28,530	12,923,805
HIGH SCHOOL	5,378,994	5,327,895	100,565	5,428,460
-- TOTAL	18,322,212	18,223,170	129,095	18,352,265
1992 - 1993				
ELEMENTARY	13,233,890	13,188,035	26,410	13,214,445
HIGH SCHOOL	5,576,640	5,520,913	108,070	5,626,983
-- TOTAL	18,810,530	18,708,948	132,480	18,841,428
ENROLLMENT 1992 - 1993				20,805
				762
				21,567

STAFFING SUMMARY	NUMBER OF FTE'S	STUDENTS PER STAFF PERSON
CERTIFIED		
ADMINS	83	227.00
TEACHERS	1,049	17.30
OTHER	127	154.40
SUBTOTAL	1,259	14.60
CLASSIFIED		
MANAGERS	44	428.20
TEACH AIDS	215	87.60
OTHER	607	31.00
SUBTOTAL	866	21.80
TOTAL STAFF	2,160	8.70
TEACHER SALARIES		11,784,778

FINANCIAL DATA FUND DESCRIPTION	JULY 1, 1992			EXPENDITURES		JUNE 30, 1993
	FUND BALANCE	REVENUES	TRANSFERS	BUDGET	ACTUAL	BALANCE
MAINTENANCE & OPER	51,910	7,849,783	0	7,474,123	7,209,948	491,747
CAPITAL OUTLAY	104,294	370,369	0	349,044	348,510	126,153
ADJACENT WAYS	(13,954)	179,831	0	175,000	169,458	(7,579)
DEBT SERVICE	414,839	713,991	198,561	883,750	896,915	438,276
SCHOOL PLANT	17,517	4,661	0	0	0	22,178
FEDERAL PROJECTS	67,282	547,514	(6,708)	450,251	550,966	57,122
STATE PROJECTS	3,852	40,979	(46)	13,557	42,419	2,366
FOOD SERVICES	52,725	355,794	0	210,000	332,488	76,031
AUXILIARY OPERATIONS	6,732	64,767	0	160,000	58,314	13,185
UNEMPLOYMENT INSUR	76,088	2,266	0	0	2,728	75,626
OTHER	99,190	32,808	0	36,500	54,027	77,971
TOTAL	880,276	9,962,783	181,807	9,762,226	9,666,769	1,369,076
NOT INCLUDED ABOVE						
BOND BUILDING	3,996,305	153,215	(198,561)	0	3,128,519	822,440
INTRGVMNTL AGRMNTS	0	0	0	0	0	0
INDIRECT COSTS	64	10	6,754	10,000	1,640	5,188

Fiscal Year 1992 - 1993 Annual Report for the Arizona Department of Education

DESCRIPTION OF REVENUES RECEIVED BY SOURCE	LOCAL	COUNTY	STATE	FEDERAL	TOTAL REVENUES
MAINTENANCE & OPERATION	1,010,684	830,335	5,563,350	136,616	7,540,985
CAPITAL OUTLAY	278,611	394	71,364	20,000	370,369
ADJACENT WAYS	150,870	0	28,961	0	179,831
DEBT SERVICE	713,991	0	0	0	713,991
OTHER: SEE DESCRIPTION PAGE 35	4,661	0	40,979	547,514	593,154
TOTAL BY SOURCE	2,168,817	830,729	5,704,664	704,130	9,398,330
PERCENTAGE OF TOTAL REVENUES	23.00	8.80	60.70	7.50	100.00

SPECIAL EDUCATION PROGRAM EXPENDITURES - DESCRIPTION	BUDGET	ACTUAL
EDUCABLE MENTALLY	25,314	27,401
SERIOUSLY EMOTIONALLY	25,968	28,118
SERIOUSLY EMOT - PRIVATE	0	0
HEARING	6,540	7,078
OTHER HEALTH IMPAIRED	16,066	17,386
MULTIPLE DISABILITIES	22,605	24,463
MULTIPLE (SSI)	0	0
PHYSICALLY	0	0
LEARNING DISABLED	380,183	411,425
SPEECH / LANGUAGE	94,196	101,942
TRAINABLE MENTALLY	24,941	26,998
VISUALLY	0	0
PRESCHOOL MOD DEV DELAY	0	0
PRESCHOOL SEV DEV DELAY	0	0
-SUBTOTAL	601,697	651,172
GIFTED PROGRAMS	100,041	108,273
BILINGUAL ED	50,276	54,419
REMEDIATION ED	0	0
VOCATIONAL & TECH ED	180,118	195,767
CAREER ED	0	0
- SUBTOTAL	331,175	358,459
TOTAL (INCL IN MAINT & OPER)	932,872	1,009,631

DUPLICATED COUNTS FOR GIFTED PROG			
KDG	0	9	9
1	8	10	22
2	14	11	29
3	20	12	29
4	16	SUBTOTAL	
5	7	KDG - 12	
6	7	ACTUAL EXPENDITURES	
7	39	K - 8	
8	31	9 - 12	
SUBTOTAL	142	TOTAL	108,273

MISCELLANEOUS DATA as of 6/30/93		
BONDS OUTSTANDING	5,025,000	
LAND & IMPROVEMENTS	1,111,037	
BUILDING & IMPROVEMENTS	5,142,010	
FURNITURE, EQUIP, VEHICLES	1,805,736	
CONSTRUCTION IN PROGRESS	3,377,560	
TAX RATES	ASSESSED VALUATION	
-- PRIMARY	6.0289	27,686,109
-- SECONDARY	2.6629	27,944,746
-- S.R.P.		206,833

AVERAGE DAILY MEMBERSHIP	STATE AID ADM (RESIDENT)	ATTENDING ADM (RESIDENT)	ATTENDING ADM (NON RES)	TOTAL ATTENDING ADM
1990 - 1991				
ELEMENTARY	1,217,960	1,217,960	0,000	1,217,960
HIGH SCHOOL	471,800	471,800	262,690	734,490
-- TOTAL	1,689,760	1,689,760	262,690	1,952,450
1991 - 1992				
ELEMENTARY	1,281,402	1,288,230	0,000	1,288,230
HIGH SCHOOL	647,160	647,160	0,000	647,160
-- TOTAL	1,928,562	1,935,390	0,000	1,935,390
1992 - 1993				
ELEMENTARY	1,332,375	1,341,955	0,000	1,341,955
HIGH SCHOOL	646,540	649,340	0,000	649,340
-- TOTAL	1,978,915	1,991,295	0,000	1,991,295
ENROLLMENT 1992 - 1993				
ORIGINAL ENTRIES				2,183
TRANSFER STUDENTS				144
TOTAL STUDENTS SERVED				2,307

STAFFING SUMMARY	NUMBER OF FTE'S	STUDENTS PER STAFF PERSON
CERTIFIED ---		
ADMINS	7	284.50
TEACHERS	113	17.60
OTHER	10	199.10
SUBTOTAL	130	15.30
CLASSIFIED ---		
MANAGERS	7	284.50
TEACH AIDS	23	86.60
OTHER	70	28.40
SUBTOTAL	100	19.90
TOTAL STAFF	230	8.70
TEACHER SALARIES		3,624,210



FINANCIAL DATA FUND DESCRIPTION	JULY 1, 1992			EXPENDITURES			JUNE 30, 1993
	FUND BALANCE	REVENUES	TRANSFERS	BUDGET	ACTUAL	BAIANCE	
MAINTENANCE & OPER	(134,861)	2,720,541	0	2,475,661	2,510,308	75,372	
CAPITAL OUTLAY	(17)	111,195	0	103,484	150,710	(39,532)	
ADJACENT WAYS	0	103,667	0	104,000	0	103,667	
DEBT SERVICE	3	317,551	97,457	245,000	351,665	63,346	
SCHOOL PLANT	2,913	1,631	0	6,000	247	4,297	
FEDERAL PROJECTS	13,763	45,071	0	87,877	41,308	17,528	
STATE PROJECTS	1,328	2,067	0	20,350	1,369	2,026	
FOOD SERVICES	(37)	173,173	0	191,000	161,794	11,342	
AUXILIARY OPERATIONS	1,404	13,771	0	35,000	13,421	1,754	
UNEMPLOYMENT INSUR	7,383	221	0	9,000	0	7,814	
OTHER	11,001	50,582	0	28,000	41,058	20,525	
TOTAL	(97,120)	3,639,480	97,467	3,306,372	3,271,878	267,939	
NOT INCLUDED ABOVE							
BOND BUILDING	3,457,412	65,332	(97,457)	3,500,000	3,161,152	264,135	
INTRGVMTL AGRMNTS	0	0	0	0	0	0	
INDIRECT COSTS	0	0	0	0	0	0	

iscal Year 1992 - 1993 Annual Report for the Arizona Department of Education

DESCRIPTION OF REVENUES RECEIVED BY SOURCE	LOCAL	COUNTY	STATE	FEDERAL	TOTAL REVENUES
MAINTENANCE & OPERATION	2,303,543	47,817	368,015	1,166	2,720,541
CAPITAL OUTLAY	109,084	0	2,111	0	111,195
ADJACENT WAYS	103,667	0	0	0	103,667
DEBT SERVICE	316,71	0	780	0	317,551
OTHER: SEE DESCRIPTION PAGE 35	1,631	0	1,067	45,071	48,769
TOTAL BY SOURCE	2,834,696	47,817	372,973	46,237	3,301,723
PERCENTAGE OF TOTAL REVENUES	85.90	1.40	11.30	1.40	100.00

SPECIAL EDUCATION PROGRAM EXPENDITURES - DESCRIPTION	BUDGET	ACTUAL
EDUCABLE MENTALLY	42,494	8,108
SERIOUSLY EMOTIONALLY	0	0
SERIOUSLY EMOT - PRIVATE	0	0
HEARING	9,193	7,335
OTHER HEALTH IMPAIRED	4,086	29,006
MULTIPLE DISABILITIES	0	0
MULTIPLE (SSI)	0	0
PHYSICALLY	0	0
LEARNING DISABLED	65,376	74,131
SPEECH / LANGUAGE	23,290	17,117
TRAINABLE MENTALLY	0	0
VISUALLY	0	0
PRESCHOOL MOD DEV DELAY	2,656	2,059
PRESCHOOL SEV DEV DELAY	0	0
-SUBTOTAL	162,407	146,478
GIFTED PROGRAMS	17,161	4,554
BILINGUAL ED	0	0
REMEDIAL ED	0	0
VOCATIONAL & TECH ED	192,261	192,261
CAREER ED	0	0
- SUBTOTAL	209,422	196,816
TOTAL (INCL IN MAINT & OPER)	361,829	342,293

DUPLICATED COUNTS FOR GIFTED PROG			
KDG	0	9	0
1	0	10	0
2	2	11	0
3	7	12	0
4	6	SUBTOTAL	0
5	8	KDG - 12	3
6	11	ACTUAL EXPENDITURES	
7	0	K - 8	4,554
8	0	9 - 12	0
SUBTOTAL	34	TOTAL	4,554

MISCELLANEOUS DATA as of 6/30/93	
BONDS OUTSTANDING	3,500,000
LAND & IMPROVEMENTS	605,659
BUILDING & IMPROVEMENTS	6,404,913
FURNITURE, EQUIP, VEHICLES	1,489,910
CONSTRUCTION IN PROGRESS	0
TAX RATES	ASSESSED VALUATION
-- PRIMARY 5.1368	42,300,190
-- SECONDARY 1.4353	1,321,669
- S.R.P.	834,151

AVERAGE DAILY MEMBERSHIP	STATE AID ADM (RESIDENT)	ATTENDING ADM (RESIDENT)	ATTENDING ADM (NON RES)	TOTAL ATTENDING ADM
1990 - 1991				
ELEMENTARY	337,495	337,495	0,000	337,495
HIGH SCHOOL	146,500	146,500	0,000	146,500
-- TOTAL	483,995	483,995	0,000	483,995
1991 - 1992				
ELEMENTARY	334,635	334,635	0,000	334,635
HIGH SCHOOL	132,980	132,980	0,000	132,980
-- TOTAL	467,615	467,615	0,000	467,615
1992 - 1993				
ELEMENTARY	355,183	357,170	2,200	359,370
HIGH SCHOOL	141,510	141,510	3,260	144,770
-- TOTAL	496,693	498,680	5,460	604,080
ENROLLMENT 1992 - 1993				
ORIGINAL ENTRIES				542
TRANSFER STUDENTS				50
TOTAL STUDENTS SERVED				592

STAFFING SUMMARY	NUMBER OF FTE'S	STUDENTS PER STAFF PERSON
CERTIFIED ---		
ADMINS	2	252.00
TEACHERS	25	20.20
OTHER	2	252.00
TOTAL	29	17.40
UNCLASSIFIED ---		
MANAGERS	2	252.00
TEACH AIDS	3	168.00
OTHER	23	21.90
SUBTOTAL	28	18.00
TOTAL STAFF	57	18.80
TEACHER SALARIES		904,509



FINANCIAL DATA FUND DESCRIPTION	JULY 1, 1992			EXPENDITURES			JUNE 30, 1993
	FUND BALANCE	REVENUES	TRANSFERS	BUDGET	ACTUAL	BALANCE	
MAINTENANCE & OPER	29,514	7,105,626	12	7,148,293	7,080,557	54,595	
CAPITAL OUTLAY	(94,598)	530,386	0	400,438	540,416	(104,628)	
ADJACENT WAYS	31	1	0	0	0	32	
DEBT SERVICE	(8,257)	509,298	0	495,000	494,500	6,541	
SCHOOL PLANT	848	71	0	0	0	917	
FEDERAL PROJECTS	66,849	309,972	(8,378)	414,000	302,632	65,811	
STATE PROJECTS	4,943	15,464	0	61,600	16,846	3,561	
FOOD SERVICES	280	312,789	0	325,000	313,173	(104)	
AUXILIARY OPERATIONS	32,404	75,748	0	75,000	89,639	18,511	
UNEMPLOYMENT INSUR	18,245	458	0	28,000	6,181	10,500	
OTHER	30,772	74,597	0	96,200	73,438	31,931	
TOTAL	79,029	8,934,386	(8,366)	9,041,631	8,917,382	87,667	
NOT INCLUDED ABOVE							
BOND BUILDING	0	0	0	0	0	0	
INTRGVMNTL AGRMNTS	0	0	0	0	0	0	
INDIRECT COSTS	21	1	0	0	0	22	

Fiscal Year 1992 - 1993 Annual Report for the Arizona Department of Education

DESCRIPTION OF REVENUES RECEIVED BY SOURCE	LOCAL	COUNTY	STATE	FEDERAL	TOTAL REVENUES
MAINTENANCE & OPERATION	4,843,184	286,828	1,974,482	2,332	7,105,626
CAPITAL OUTLAY	516,925	0	13,461	0	530,386
ADJACENT WAYS	1	0	0	0	1
DEBT SERVICE	509,298	0	0	0	509,298
OTHER: SEE DESCRIPTION PAGE 35	71	0	15,464	309,972	325,507
TOTAL BY SOURCE	5,869,479	286,828	2,002,407	312,304	8,470,818
PERCENTAGE OF TOTAL REVENUES	69.30	3.40	23.60	3.70	100.00

SPECIAL EDUCATION PROGRAM EXPENDITURES - DESCRIPTION	BUDGET	ACTUAL
EDUCABLE MENTALLY	60,229	38,541
SERIOUSLY EMOTIONALLY	45,172	76,992
SERIOUSLY EMOT - PRIVATE	0	3,800
HEARING	15,060	15,380
OTHER HEALTH IMPAIRED	0	7,690
MULTIPLE DISABILITIES	11,293	3,800
MULTIPLE (FSI)	3,764	15,380
PHYSICALLY	0	0
LEARNING DISABLED	575,947	512,077
SPEECH / LANGUAGE	40,500	96,263
TRAINABLE MENTALLY	30,114	11,582
VISUALLY	0	0
PRESCHOOL MOD DEV DELAY	47,717	115,534
PRESCHOOL SEV DEV DELAY	0	0
-SUBTOTAL	841,089	904,729
GIFTED PROGRAMS	105,226	100,785
BILINGUAL ED	10,628	15,294
REMEDIAL ED	0	0
VOCATIONAL & TECH ED	193,496	130,321
CAREER ED	0	0
- SUBTOTAL	309,350	246,400
TOTAL (INCL IN MAINT & OPER)	1,150,439	1,151,129

DUPLICATED COUNTS FOR GIFTED PROG			
KDG	0	9	14
1	0	10	25
2	0	11	16
3	24	12	4
4	24	SUBTOTAL	
5	27	KDG - 12	
6	17	ACTUAL EXPENDITURES	
7	19	K - 8	
8	19	9 - 12	
SUBTOTAL	130	TOTAL	100,785

MISCELLANEOUS DATA as of 6/30/93		
BONDS OUTSTANDING		0
LAND & IMPROVEMENTS		1,413,196
BUILDING & IMPROVEMENTS		11,849,212
FURNITURE, EQUIP, VEHICLES		1,208,602
CONSTRUCTION IN PROGRESS		0
	TAX RATES	ASSESSED VALUATION
-- PRIMARY	4.9197	95,429,781
-- SECONDARY	1.1102	95,578,199
-- SRP		3,320,266

AVERAGE DAILY MEMBERSHIP	STATE AID ADM (RESIDENT)	ATTENDING ADM (RESIDENT)	ATTENDING ADM (NON RES)	TOTAL ATTENDING ADM
1990 - 1991				
ELEMENTARY	1,238,665	1,238,665	0,000	1,238,665
HIGH SCHOOL	583,360	583,360	2,000	585,360
-- TOTAL	1,812,015	1,822,025	2,000	1,824,025
1991 - 1992				
ELEMENTARY	1,260,815	1,268,865	0,000	1,268,865
HIGH SCHOOL	555,048	561,680	1,730	563,410
-- TOTAL	1,815,863	1,830,545	1,730	1,832,275
1992 - 1993				
ELEMENTARY	1,303,607	1,310,950	0,000	1,310,950
HIGH SCHOOL	535,888	539,850	1,000	540,850
-- TOTAL	1,839,495	1,850,800	1,000	1,861,800
ENROLLMENT				
1992 - 1993		ORIGINAL ENTRIES		2,029
		TRANSFER STUDENTS		158
		TOTAL STUDENTS SERVED		2,187

STAFFING SUMMARY	NUMBER OF FTE'S	STUDENTS PER STAFF PERSON
CERTIFIED ---		
ADMINS	8	231.50
TEACHERS	106	17.50
OTHER	4	463.00
SUBTOTAL	118	15.70
CLASSIFIED ---		
MANAGERS	2	925.90
TEACH AIDS	24	77.20
OTHER	40	46.30
SUBTOTAL	66	28.10
TOTAL STAFF	184	10.10
TEACHER SALARIES		3,164,432

FINANCIAL DATA FUND DESCRIPTION	JULY 1, 1992			EXPENDITURES		JUNE 30, 1993 BALANCE
	FUND BALANCE	REVENUES	TRANSFERS	BUDGET	ACTUAL	
MAINTENANCE & OPER	10,448	7,476,020	1,908	7,347,284	7,244,129	244,245
CAPITAL OUTLAY	180,364	497,790	0	515,516	520,517	137,637
ADJACENT WAYS	212	7	0	0	0	219
DEBT SERVICE	1,793,241	1,345,750	0	1,614,025	1,601,405	1,537,586
SCHOOL PLANT	7,435	996	0	9,500	4,059	4,372
FEDERAL PROJECTS	28,002	305,515	(3,010)	334,019	293,545	36,962
STATE PROJECTS	4,819	54,546	(493)	45,571	44,054	14,818
FOOD SERVICES	104,803	339,709	0	350,000	337,113	107,399
AUXILIARY OPERATIONS	11,011	42,771	0	65,000	41,623	12,159
UNEMPLOYMENT INSUR	6,947	187	0	14,500	6,842	292
OTHER	51,767	107,345	0	61,700	114,687	44,425
TOTAL	2,178,847	10,170,636	(1,696)	10,367,116	10,207,974	2,139,914
NOT INCLUDED ABOVE						
BOND BUILDING	0	0	0	0	0	0
INTRGVMNTL AGRMNTS	0	0	0	6,000	0	0
INDIRECT COSTS	2,099	52	1,858	4,000	4,058	(49)

Fiscal Year 1992 - 1993 Annual Report for the Arizona Department of Education

DESCRIPTION OF REVENUES RECEIVED BY SOURCE	LOCAL	COUNTY	STATE	FEDERAL	TOTAL REVENUES
MAINTENANCE & OPERATION	3,373,082	464,980	3,637,958	0	7,476,020
CAPITAL OUTLAY	402,125	236	95,429	0	497,790
ADJACENT WAYS	7	0	0	0	7
DEBT SERVICE	1,345,214	0	536	0	1,345,750
OTHER: SEE DESCRIPTION PAGE 35	996	0	54,546	305,515	361,057
TOTAL BY SOURCE	5,121,424	465,216	3,788,469	305,515	9,680,624
PERCENTAGE OF TOTAL REVENUES	52.90	4.80	39.10	3.20	100.00

SPECIAL EDUCATION PROGRAM EXPENDITURES - DESCRIPTION	BUDGET	ACTUAL
EDUCABLE MENTALLY	68,234	65,773
SERIOUSLY EMOTIONALLY	94,920	91,494
SERIOUSLY EMOT - PRIVATE	0	0
HEARING	0	0
OTHER HEALTH IMPAIRED	0	0
MULTIPLE DISABILITIES	37,368	36,021
MULTIPLE (SSI)	46,710	45,025
PHYSICALLY	0	0
LEARNING DISABLED	28,026	27,015
SPEECH / LANGUAGE	42,039	40,523
TRAINABLE MENTALLY	30,362	29,268
VISUALLY	4,671	4,502
PRESCHOOL MOD DEV DELAY	18,684	18,010
PRESCHOOL SEV DEV DELAY	9,342	9,005
-SUBTOTAL	696,048	670,940
GIFTED PROGRAMS	6,007	11,556
BILINGUAL ED	1,062	3,962
REMEDIAL ED	0	0
VOCATIONAL & TECH ED	252,234	234,361
CAREER ED	0	0
- SUBTOTAL	259,303	249,879
TOTAL (INCL IN MAINT & OPER)	955,351	920,819

DUPLICATED COUNTS FOR GIFTED PROG			
KDG	15	9	36
1	21	10	48
2	28	11	20
3	28	12	36
4	75	SUBTOTAL 140	
5	63	KDG - 12 566	
6	61	ACTUAL EXPENDITURES	
7	39	K - 8 8,667	
8	96	9 - 12 2,889	
SUBTOTAL	426	TOTAL	11,556

MISCELLANEOUS DATA as of 6/30/93	
BONDS OUTSTANDING	6,450,000
LAND & IMPROVEMENTS	2,322,651
BUILDING & IMPROVEMENTS	12,629,768
FURNITURE, EQUIP, VEHICLES	3,173,064
CONSTRUCTION IN PROGRESS	0
TAX RATES	ASSESSED VALUATION
-- PRIMARY 5.2392	75,521,175
-- SECONDARY 1.5104	76,447,868
-- S R P	0

AVERAGE DAILY MEMBERSHIP	STATE AID ADM (RESIDENT)	ATTENDING ADM (RESIDENT)	ATTENDING ADM (NON RES)	TOTAL ATTENDING ADM
1990 - 1991				
ELEMENTARY	1,221,820	1,222,445	1,230	1,223,675
HIGH SCHOOL	443,217	444,470	90,520	534,990
-- TOTAL	1,665,037	1,666,915	91,750	1,758,665
1991 - 1992				
ELEMENTARY	1,326,770	1,334,320	110	1,334,430
HIGH SCHOOL	534,299	534,445	98,390	632,835
-- TOTAL	1,861,069	1,868,765	98,500	1,967,266
1992 - 1993				
ELEMENTARY	1,425,455	1,425,455	230	1,425,685
HIGH SCHOOL	525,610	525,040	116,530	641,570
-- TOTAL	1,951,065	1,950,495	116,760	2,067,266
ENROLLMENT 1992 - 1993				
ORIGINAL ENTRIES				2,258
TRANSFER STUDENTS				172
TOTAL STUDENTS SERVED				2,430

STAFFING SUMMARY	NUMBER OF FTE'S	STUDENTS PER STAFF PERSON
CERTIFIED ---		
ADMINS	8	258.40
TEACHERS	110	18.80
OTHER	12	172.30
SUBTOTAL	130	15.90
CLASSIFIED ---		
MANAGERS	7	295.30
TEACH AIDS	25	82.70
OTHER	47	44.00
SUBTOTAL	79	26.20
TOTAL STAFF	209	9.90
TEACHER SALARIES		3,212,373



FINANCIAL DATA FUND DESCRIPTION	JULY 1, 1992			EXPENDITURES		JUNE 30, 1993
	FUND BALANCE	REVENUES	TRANSFERS	BUDGET	ACTUAL	BALANCE
MAINTENANCE & OPER	5,089	1,359,444	0	1,318,033	1,318,349	46,184
CAPITAL OUTLAY	28,789	59,883	0	59,892	59,417	29,255
ADJACENT WAYS	0	0	0	0	0	0
DEBT SERVICE	2,783,448	588,830	3,328	430,825	683,525	2,692,081
SCHOOL PLANT	0	0	0	4,000	0	0
FEDERAL PROJECTS	4,303	94,864	0	160,342	80,030	19,137
STATE PROJECTS	164	2,064	0	10,000	2,183	45
FOOD SERVICES	9,762	65,262	0	200,000	65,978	9,048
AUXILIARY OPERATIONS	0	0	0	0	0	0
UNEMPLOYMENT INSUR.	3,597	2,766	0	7,000	784	5,579
OTHER	2,270	10,726	0	14,000	9,230	3,766
TOTAL	2,837,422	2,183,839	3,328	2,203,892	2,219,496	2,806,093
NOT INCLUDED ABOVE						
BOND BUILDING	59,596	1,607	(3,328)	57,365	10,332	47,543
INTRGVMNTL. AGRMNTS	0	0	0	0	0	0
INDIRECT COSTS	0	0	0	0	0	0

Fiscal Year 1992 - 1993 Annual Report for the Arizona Department of Education

DESCRIPTION OF REVENUES RECEIVED BY SOURCE	LOCAL	COUNTY	STATE	FEDERAL	TOTAL REVENUES
MAINTENANCE & OPERATION	666,425	63,197	617,213	0	1,346,836
CAPITAL OUTLAY	40,738	324	18,821	0	59,883
ADJACENT WAYS	0	0	0	0	0
DEBT SERVICE	588,830	0	0	0	588,830
OTHER: SEE DESCRIPTION PAGE 35	0	0	2,064	94,864	96,928
TOTAL BY SOURCE	1,295,994	63,521	638,098	94,864	2,092,477
PERCENTAGE OF TOTAL REVENUES	61.90	3.00	30.50	4.50	100.00

SPECIAL EDUCATION PROGRAM EXPENDITURES - DESCRIPTION	BUDGET	ACTUAL
EDUCABLE MENTALLY	0	0
SERIOUSLY EMOTIONALLY	0	4,000
SERIOUSLY EMOT - PRIVATE	0	0
HEARING	0	0
OTHER HEALTH IMPAIRED	0	0
MULTIPLE DISABILITIES	36,000	0
MULTIPLE (SSI)	0	22,000
PHYSICALLY	0	0
LEARNING DISABLED	70,879	71,579
SPEECH / LANGUAGE	12,000	12,000
TRAINABLE MENTALLY	0	0
VISUALLY	1,000	8,000
PRESCHOOL MOD DEV DELAY	0	2,000
PRESCHOOL SEV DLY DELAY	0	0
- SUBTOTAL	119,879	119,879
GIFTED PROGRAMS	500	500
BILINGUAL ED	0	0
REMEDIAL ED	0	0
VOCATIONAL & TECH ED	0	0
CAREER ED	0	0
- SUBTOTAL	500	500
TOTAL (INCL IN MAINT & OPER)	120,379	120,379

DUPLICATED COUNTS FOR GIFTED PROG			
K.DG	0	9	0
1	8	10	0
2	0	11	0
3	15	12	0
4	8	SUBTOTAL	
5	9	KDG - 12	
6	8	ACTUAL EXPENDITURES	
7	9	K - 8	
8	6	9 - 12	
SUBTOTAL	63	TOTAL	1,500

MISCELLANEOUS DATA as of 6/30/93		
BONDS OUTSTANDING	4,895,000	
LAND & IMPROVEMENTS	154,000	
BUILDING & IMPROVEMENTS	651,464	
FURNITURE, EQUIP, VEHICLES	200,000	
CONSTRUCTION IN PROGRESS	58,000	
TAX RATES	ASSESSED VALUATION	
-- PRIMARY	4.0653	21,748,637
-- SECONDARY	1.8300	21,857,606
-- S R P		0

AVERAGE DAILY MEMBERSHIP	STATE AID ADM (RESIDENT)	ATTENDING ADM (RESIDENT)	ATTENDING ADM (NON RES)	TOTAL ATTENDING ADM
1990 - 1991				
ELEMENTARY	211,785	211,765	0,000	211,765
HIGH SCHOOL	74,850	0,000	0,000	0,000
-- TOTAL	286,635	211,765	0,000	211,765
1991 - 1992				
ELEMENTARY	212,185	212,185	0,000	212,185
HIGH SCHOOL	80,640	0,000	0,000	0,000
-- TOTAL	292,825	212,185	0,000	212,185
1992 - 1993				
ELEMENTARY	240,745	242,100	0,000	242,100
HIGH SCHOOL	85,277	0,000	0,000	0,000
-- TOTAL	326,022	242,100	0,000	242,100
ENROLLMENT 1992 - 1993				
ORIGINAL ENTRIES				256
TRANSFER STUDENTS				33
TOTAL STUDENTS SERVED				289

STAFFING SUMMARY	NUMBER OF FTE'S	STUDENTS PER STAFF PERSON
CERTIFIED		
ADMINS	2	121.10
TEACHERS	18	11.50
OTHER	0	0.00
SUBTOTAL	20	12.10
CLASSIFIED		
MANAGERS	2	121.10
TEACH AIDS	5	48.40
OTHER	9	26.90
SUBTOTAL	16	15.10
TOTAL STAFF	36	6.70
TEACHER SALARIES		502,049



FINANCIAL DATA FUND DESCRIPTION	JULY 1, 1992			EXPENDITURES			JUNE 30, 1993
	FUND BALANCE	REVENUES	TRANSFERS	BUDGET	ACTUAL	BALANCE	
MAINTENANCE & OPER	735,014	6,809,861	0	6,996,663	6,292,533	1,252,342	
CAPITAL OUTLAY	7,059,491	1,424,799	(16,000)	3,775,000	1,913,289	6,555,001	
ADJACENT WAYS	0	0	0	0	0	0	
DEBT SERVICE	5,822	465	16,000	0	19,212	3,075	
SCHOOL PLANT	11,246	2,245	0	0	0	13,491	
FEDERAL PROJECTS	56,871	1,066,818	34,831	900,696	844,870	313,650	
STATE PROJECTS	81,331	270,141	8,970	278,000	282,606	77,836	
FOOD SERVICES	2,595	467,263	0	650,000	456,880	12,998	
AUXILIARY OPERATIONS	30	28,964	0	60,000	27,649	1,345	
UNEMPLOYMENT INSUR	62,475	6,270	0	45,000	11,979	56,766	
OTHER	48,825	624,268	0	115,800	573,916	98,977	
TOTAL	8,063,600	10,701,094	43,801	12,821,159	10,422,914	8,385,481	
NOT INCLUDED ABOVE							
BOND BUILDING	0	0	0	0	0	0	
INTRGVMNTL AGRMNTS	0	0	0	0	0	0	
INDIRECT COSTS	13,290	445	33,716	50,000	17,922	29,529	

Fiscal Year 1992 - 1993 Annual Report for the Arizona Department of Education

DESCRIPTION OF REVENUES RECEIVED BY SOURCE	LOCAL	COUNTY	STATE	FEDERAL	TOTAL REVENUES
MAINTENANCE & OPERATION	56,731	460,553	4,477,983	1,791,355	6,786,622
CAPITAL OUTLAY	294,103	226,834	0	903,862	1,424,799
ADJACENT WAYS	0	0	0	0	0
DEBT SERVICE	465	0	0	0	465
OTHER: SEE DESCRIPTION PAGE 35	2,245	0	270,141	1,066,818	1,339,204
TOTAL BY SOURCE	353,544	687,387	4,748,124	3,762,035	9,551,090
PERCENTAGE OF TOTAL REVENUES	3.70	7.20	49.70	39.40	100.00

SPECIAL EDUCATION PROGRAM EXPENDITURES - DESCRIPTION	BUDGET	ACTUAL
EDUCABLE MENTALLY	9,519	7,500
SERIOUSLY EMOTIONALLY	31,731	48,000
SERIOUSLY EMOT - PRIVATE	0	0
HEARING	12,692	11,700
OTHER HEALTH IMPAIRED	0	0
MULTIPLE DISABILITIES	19,039	42,000
MULTIPLE (SSI)	0	0
PHYSICALLY	0	0
LEARNING DISABLED	450,579	413,760
SPEECH / LANGUAGE	57,116	54,888
TRAINABLE MENTALLY	15,865	17,400
VISUALLY	0	0
PRESCHOOL MOD DEV DELAY	92,020	64,000
PRESCHOOL SEV DEV DELAY	0	15,000
-SUBTOTAL	707,600	688,248
GIFTED PROGRAMS	61,279	61,279
BILINGUAL ED	25,951	25,951
REMEDIATION ED	0	0
VOCATIONAL & TECH ED	0	0
CAREER ED	0	0
- SUBTOTAL	87,230	87,230
TOTAL (INCL IN MAINT & OPER)	794,830	775,478

DUPLICATED COUNTS FOR GIFTED PROG			
KDG	0	9	0
1	0	10	0
2	0	11	0
3	11	12	0
4	12	SUBTOTAL	0
5	13	KDG - 12	62
6	8	ACTUAL EXPENDITURES	
7	5	K - 8	65,098
8	13	9 - 12	0
SUBTOTAL	62	TOTAL	65,098

MISCELLANEOUS DATA as of 6/30/93	
BONDS OUTSTANDING	0
LAND & IMPROVEMENTS	756,259
BUILDING & IMPROVEMENTS	12,953,483
FURNITURE, EQUIP, VEHICLES	1,492,289
CONSTRUCTION IN PROGRESS	0
TAX RATES	ASSESSED VALUATION
-- PRIMARY 0.0000	848,493
-- SECONDARY 0.0000	853,007
-- S.R.P.	0

AVERAGE DAILY MEMBERSHIP	STATE AID ADM (RESIDENT)	ATTENDING ADM (RESIDENT)	ATTENDING ADM (NON RES)	TOTAL ATTENDING ADM
1990 - 1991				
ELEMENTARY	992,780	1,001,645	0,000	1,001,645
HIGH SCHOOL	256,417	0,000	0,000	0,000
-- TOTAL	1,249,197	1,001,645	0,000	1,001,645
1991 - 1992				
ELEMENTARY	1,083,839	1,085,555	0,000	1,085,555
HIGH SCHOOL	186,370	193,040	0,000	193,040
-- TOTAL	1,270,209	1,278,595	0,000	1,278,595
1992 - 1993				
ELEMENTARY	1,114,736	1,148,955	0,000	1,148,955
HIGH SCHOOL	247,759	283,410	400	283,810
-- TOTAL	1,362,495	1,412,365	400	1,412,765
ENROLLMENT				
1992 - 1993		ORIGINAL ENTRIES		1,608
		TRANSFER STUDENTS		53
		TOTAL STUDENTS SERVED		1,661

STAFFING SUMMARY	NUMBER OF FTE'S	STUDENTS PER STAFF PERSON
CERTIFIED ---		
ADMINS	4	353.20
TEACHERS	50	28.30
OTHER	3	470.90
SUBTOTAL	57	24.60
CLASSIFIED ---		
MANAGERS	7	201.80
TEACH AIDS	30	47.10
OTHER	37	38.20
SUBTOTAL	74	19.10
TOTAL STAFF	131	10.80
TEACHER SALARIES	2,946,329	



FINANCIAL DATA FUND DESCRIPTION	JULY 1, 1992			EXPENDITURES		JUNE 30, 1993
	FUND BALANCE	REVENUES	TRANSFERS	BUDGET	ACTUAL	BALANCE
MAINTENANCE & OPER	29,715	326,735	0	355,722	299,986	56,464
CAPITAL OUTLAY	1,268	29,862	0	30,250	24,598	6,532
ADJACENT WAYS	0	0	0	0	0	0
DEBT SERVICE	0	0	0	0	0	0
SCHOOL PLANT	367	13	0	0	0	410
FEDERAL PROJECTS	0	1,023	0	650	1,019	4
STATE PROJECTS	92	0	0	0	0	92
FOOD SERVICES	0	0	0	0	0	0
AUXILIARY OPERATIONS	0	0	0	0	0	0
UNEMPLOYMENT INSUR	1,616	2,051	0	4,000	0	3,667
OTHER	3,034	255	0	2,800	0	3,289
TOTAL	36,122	359,939	0	393,222	325,603	70,458
NOT INCLUDED ABOVE						
BOND BUILDING	0	0	0	0	0	0
INTRGVMNTL AGRMNTS	0	0	0	0	0	0
INDIRECT COSTS	0	0	0	0	0	0

Fiscal Year 1992 - 1993 Annual Report for the Arizona Department of Education

DESCRIPTION OF REVENUES RECEIVED BY SOURCE	LOCAL	COUNTY	STATE	FEDERAL	TOTAL REVENUES
MAINTENANCE & OPERATION	155,202	19,170	137,723	0	312,095
CAPITAL OUTLAY	27,188	0	2,674	0	29,862
ADJACENT WAYS	0	0	0	0	0
DEBT SERVICE	0	0	0	0	0
OTHER: SEE DESCRIPTION PAGE 35	13	0	0	1,023	1,036
TOTAL BY SOURCE	182,403	19,170	140,397	1,023	342,993
PERCENTAGE OF TOTAL REVENUES	53.20	5.60	40.90	0.30	100.00

SPECIAL EDUCATION PROGRAM EXPENDITURES - DESCRIPTION	BUDGET	ACTUAL
EDUCABLE MENTALLY	0	0
SERIOUSLY EMOTIONALLY	0	0
SERIOUSLY EMOT - PRIVATE	0	0
HEARING	0	0
OTHER HEALTH IMPAIRED	0	0
MULTIPLE DISABILITIES	0	0
MULTIPLE (SSI)	0	0
PHYSICALLY	0	0
LEARNING DISABLED	25,500	18,924
SPEECH / LANGUAGE	14,000	6,335
TRAINABLE MENTALLY	0	0
VISUALLY	0	0
PRESCHOOL MOD DEV DELAY	0	0
PRESCHOOL SEV DEV DELAY	0	0
-SUBTOTAL	39,500	25,259
GIFTED PROGRAMS	0	0
BILINGUAL ED	0	0
REMEDIATION ED	0	0
VOCATIONAL & TECH ED	0	0
CAREER ED	0	0
- SUBTOTAL	0	0
TOTAL (INCL IN MAINT & OPER)	39,500	25,259

DUPLICATED COUNTS FOR GIFTED PROG			
KDG	0	9	0
1	0	10	0
2	0	11	0
3	0	12	0
4	0	SUBTOTAL	0
5	0	KDG - 12	0
6	0	ACTUAL EXPENDITURES	0
7	0	K - 8	0
8	0	9 - 12	0
SUBTOTAL	0	TOTAL	0

MISCELLANEOUS DATA as of 6/30/93	
BONDS OUTSTANDING	0
LAND & IMPROVEMENTS	32,645
BUILDING & IMPROVEMENTS	151,501
FURNITURE, EQUIP, VEHICLES	67,488
CONSTRUCTION IN PROGRESS	0
TAX RATES	ASSESSED VALUATION
-- PRIMARY 5.0934	4,040,226
-- SECONDARY 0.0000	4,112,806
-- S.R.P.	67,459

AVERAGE DAILY MEMBERSHIP	STATE AID ADM (RESIDENT)	ATTENDING ADM (RESIDENT)	ATTENDING ADM (NON RES)	TOTAL ATTENDING ADM
1990 - 1991				
ELEMENTARY	53,155	53,155	0,000	53,155
HIGH SCHOOL	11,900	0,000	0,000	0,000
-- TOTAL	65,055	53,155	0,000	53,155
1991 - 1992				
ELEMENTARY	50,695	51,025	0,000	51,025
HIGH SCHOOL	16,215	0,000	0,000	0,000
-- TOTAL	66,910	51,025	0,000	51,025
1992 - 1993				
ELEMENTARY	46,889	47,160	0,000	47,160
HIGH SCHOOL	26,585	0,000	0,000	0,000
-- TOTAL	73,474	47,160	0,000	47,160
ENROLLMENT 1992 - 1993				50
ORIGINAL ENTRIES				7
TRANSFER STUDENTS				57
TOTAL STUDENTS SERVED				57

STAFFING SUMMARY	NUMBER OF FTE'S	STUDENTS PER STAFF PERSON
CERTIFIED ---		
ADMINS	0	0.00
TEACHERS	4	11.80
OTHER	0	0.00
SUBTOTAL	4	11.80
CLASSIFIED ---		
MANAGERS	1	47.20
TEACH AIDS	2	23.60
OTHER	2	23.60
SUBTOTAL	5	9.40
TOTAL STAFF	9	5.20
TEACHER SALARIES		109,195



FINANCIAL DATA FUND DESCRIPTION	JULY 1, 1992			EXPENDITURES		JUNE 30, 1993
	FUND BALANCE	REVENUES	TRANSFERS	BUDGET	ACTUAL	BALANCE
MAINTENANCE & OPER	24,471	537,782	0	568,110	554,828	7,625
CAPITAL OUTLAY	5,773	29,988	0	18,800	17,908	17,853
ADJACENT WAYS	0	0	0	0	0	0
DEBT SERVICE	0	0	0	0	0	0
SCHOOL PLANT	242	1,459	0	6,000	0	1,701
FEDERAL PROJECTS	6,380	22,814	0	55,500	22,392	6,802
STATE PROJECTS	8,330	8,701	0	16,500	10,075	6,956
FOOD SERVICES	4,864	11,721	0	35,000	7,869	8,516
AUXILIARY OPERATIONS	0	0	0	0	0	0
UNEMPLOYMENT INSUR	3,977	102	0	13,000	1,039	3,040
OTHER	1,106	1,230	0	12,500	168	2,168
TOTAL	64,943	613,797	0	726,410	614,079	64,661
NOT INCLUDED ABOVE						
BOND BUILDING	0	0	0	0	0	0
INTRGMNTL AGRMNTS	0	0	0	0	0	0
INDIRECT COSTS	0	0	0	0	0	0

Fiscal Year 1992 - 1993 Annual Report for the Arizona Department of Education

DESCRIPTION OF REVENUES RECEIVED BY SOURCE	LOCAL	COUNTY	STATE	FEDERAL	TOTAL REVENUES
MAINTENANCE & OPERATION	506,463	0	21,636	0	528,099
CAPITAL OUTLAY	21,665	0	8,323	0	29,988
ADJACENT WAYS	0	0	0	0	0
DEBT SERVICE	0	0	0	0	0
OTHER: SEE DESCRIPTION PAGE 35	1,459	0	8,701	22,814	32,974
TOTAL BY SOURCE	529,587	0	38,660	22,814	591,061
PERCENTAGE OF TOTAL REVENUES	89.60	0.00	6.50	3.90	100.00

SPECIAL EDUCATION PROGRAM EXPENDITURES - DESCRIPTION	BUDGET	ACTUAL
EDUCABLE MENTALLY	0	0
SERIOUSLY EMOTIONALLY	0	3,636
SERIOUSLY EMOT - PRIVATE	0	0
HEARING	4,604	3,636
OTHER HEALTH IMPAIRED	0	0
MULTIPLE DISABILITIES	0	0
MULTIPLE (SSI)	0	0
PHYSICALLY	0	0
LEARNING DISABLED	32,233	25,452
SPEECH / LANGUAGE	18,416	21,812
TRAINABLE MENTALLY	0	0
VISUALLY	0	0
PRESCHOOL MOD DEV DELAY	0	0
PRESCHOOL SEV DEV DELAY	0	0
- SUBTOTAL	56,253	54,538
GIFTED PROGRAMS	1,000	0
BILINGUAL ED	0	0
REMEDIAL ED	0	0
VOCATIONAL & TECH ED	29,922	31,476
CAREER ED	0	0
- SUBTOTAL	30,922	31,476
TOTAL (INCL IN MAINT & OPER)	86,175	86,012

DUPLICATED COUNTS FOR GIFTED PROG			
KDG	0	9	0
1	0	10	0
2	0	11	0
3	2	12	1
4	3	SUBTOTAL	1
5	0	KDG - 12	8
6	1	ACTUAL EXPENDITURES	
7	0	K - 8	0
8	1	9 - 12	0
SUBTOTAL	7	TOTAL	0

MISCELLANEOUS DATA as of 6/30/93	
BONDS OUTSTANDING	0
LAND & IMPROVEMENTS	56,847
BUILDING & IMPROVEMENTS	338,356
FURNITURE, EQUIP, VEHICLES	157,414
CONSTRUCTION IN PROGRESS	0
TAX RATES	ASSESSED VALUATION
- PRIMARY 5.3667	8,382,374
-- SECONDARY 0.0000	8,472,447
-- S.R.P.	2,412,444

AVERAGE DAILY MEMBERSHIP	STATE AID ADM (RESIDENT)	ATTENDING ADM (RESIDENT)	ATTENDING ADM (NON RES)	TOTAL ATTENDING ADM
1990 - 1991				
ELEMENTARY	49,245	49,245	0,000	49,245
HIGH SCHOOL	19,730	19,730	0,000	19,730
-- TOTAL	68,975	68,975	0,000	68,975
1991 - 1992				
ELEMENTARY	44,495	44,285	0,000	44,285
HIGH SCHOOL	15,718	15,540	0,000	15,540
-- TOTAL	60,213	59,825	0,000	59,825
1992 - 1993				
ELEMENTARY	48,080	48,080	0,000	48,080
HIGH SCHOOL	21,000	21,000	0,000	21,000
-- TOTAL	69,080	69,080	0,000	69,080
ENROLLMENT 1992 - 1993				
ORIGINAL ENTRIES				74
TRANSFER STUDENTS				8
TOTAL STUDENTS SERVED				82

STAFFING SUMMARY	NUMBER OF FTE'S	STUDENTS PER STAFF PERSON
CERTIFIED ---		
ADMINS	1	69.10
TEACHERS	9	7.70
OTHER	0	0.00
SUBTOTAL	10	6.90
CLASSIFIED ---		
MANAGERS	1	69.10
TEACH AIDS	2	34.50
OTHER	7	9.90
SUBTOTAL	10	6.50
TOTAL STAFF	20	3.50
TEACHER SALARIES		232,573

FINANCIAL DATA FUND DESCRIPTION	JULY 1, 1992			EXPENDITURES		JUNE 30, 1993
	FUND BALANCE	REVENUES	TRANSFERS	BUDGET	ACTUAL	BALANCE
MAINTENANCE & OPER	751,288	33,985,792	1,920	33,681,889	32,510,436	2,228,574
CAPITAL OUTLAY	7,265,364	3,054,272	(16,000)	5,252,224	3,575,365	6,728,271
ADJACENT WAYS	(13,711)	283,506	0	279,000	189,456	100,339
DEBT SERVICE	4,988,896	3,475,885	315,346	3,668,800	4,047,222	4,732,905
SCHOOL PLANT	40,596	11,076	0	25,500	4,306	47,366
FEDERAL PROJECTS	243,450	2,393,591	16,735	2,403,335	2,136,760	517,016
STATE PROJECTS	104,659	393,962	8,431	445,578	399,552	107,500
FOOD SERVICES	174,792	1,725,711	0	1,961,000	1,675,275	225,228
AUXILIARY OPERATIONS	51,581	226,019	0	395,000	230,646	46,954
UNEMPLOYMENT INSUR	178,328	14,309	0	120,500	29,553	163,084
OTHER	247,765	901,811	0	367,300	866,524	283,052
TOTAL	14,033,018	46,466,934	326,432	48,699,926	46,645,096	16,180,289
NOT INCLUDED ABOVE						
BOND BUILDING	7,513,313	220,154	(299,346)	3,557,365	6,300,003	1,134,118
INTRGVMNTL AGRMNTS	0	0	0	6,000	0	0
INDIRECT COSTS	15,474	508	42,328	64,000	23,620	34,690

Fiscal Year 1992 - 1993 Annual Report for the Arizona Department of Education

DESCRIPTION OF REVENUES RECEIVED BY SOURCE	LOCAL	COUNTY	STATE	FEDERAL	TOTAL REVENUES
MAINTENANCE & OPERATION	12,915,315	2,172,680	16,797,360	1,931,469	33,816,824
CAPITAL OUTLAY	1,690,439	227,788	212,183	923,862	3,054,272
ADJACENT WAYS	254,545	0	28,961	0	283,506
DEBT SERVICE	3,474,569	0	1,316	0	3,475,885
OTHER: SEE DESCRIPTION PAGE 35	11,076	0	393,962	2,393,591	2,798,629
TOTAL BY SOURCE	18,345,944	2,400,468	17,433,782	5,248,922	43,429,116
PERCENTAGE OF TOTAL REVENUES	42.20	5.50	40.10	12.10	100.00

SPECIAL EDUCATION PROGRAM EXPENDITURES - DESCRIPTION	BUDGET	ACTUAL
EDUCABLE MENTALLY	205,790	147,323
SERIOUSLY EMOTIONALLY	197,791	252,230
SERIOUSLY EMOT - PRIVATE	0	3,800
HEARING	48,089	45,129
OTHER HEALTH IMPAIRED	20,152	54,082
MULTIPLE DISABILITIES	126,305	106,284
MULTIPLE (SSI)	50,474	82,405
PHYSICALLY	0	0
LEARNING DISABLED	1,628,723	1,554,663
SPEECH / LANGUAGE	301,557	350,880
TRAINABLE MENTALLY	101,282	85,248
VISUALLY	5,671	12,502
PRESCHOOL MOD DEV DELAY	161,077	201,603
PRESCHOOL SEV DEV DELAY	9,342	24,005
-SUBTOTAL	3,213,473	3,260,241
GIFTED PROGRAMS	291,214	286,947
BILINGUAL ED	87,917	99,626
REMEDIATION ED	0	0
VOCATIONAL & TECH ED	848,771	784,186
CAREER ED	0	0
- SUBTOTAL	1,227,902	1,170,769
TOTAL (INCL IN MAINT & OPER)	4,441,375	4,431,000

DUPLICATED COUNTS FOR GIFTED PROG			
KDG	15	9	59
1	37	10	95
2	44	11	85
3	107	12	70
4	144	SUBTOTAL	289
5	127	KDG - 12	1,153
6	113	ACTUAL EXPENDITURES	
7	111	K - 8	248,718
8	166	9 - 12	43,048
SUBTOTAL	864	TOTAL	291,766

MISCELLANEOUS DATA as of 6/30/93	
BONDS OUTSTANDING	19,870,000
LAND & IMPROVEMENTS	6,452,294
BUILDING & IMPROVEMENTS	50,120,707
FURNITURE, EQUIP, VEHICLES	9,584,503
CONSTRUCTION IN PROGRESS	3,435,560
TAX RATES	ASSESSED VALUATION
-- PRIMARY 0.0000	275,957,985
-- SECONDARY 0.0000	0
-- S R P	6,841,153

AVERAGE DAILY MEMBERSHIP	STATE AID ADM (RESIDENT)	ATTENDING ADM (RESIDENT)	ATTENDING ADM (NON RES)	TOTAL ATTENDING ADM
1990 - 1991				
ELEMENTARY	5,322,885	5,332,375	1,230	5,333,605
HIGH SCHOOL	1,997,564	1,665,860	355,210	2,021,070
-- TOTAL	7,320,449	6,998,235	366,440	7,364,676
1991 - 1992				
ELEMENTARY	5,594,836	5,619,100	110	5,619,210
HIGH SCHOOL	2,168,427	2,084,845	100,120	2,184,965
-- TOTAL	7,763,263	7,703,945	100,230	7,804,176
1992 - 1993				
ELEMENTARY	5,867,070	5,921,825	2,430	5,924,255
HIGH SCHOOL	2,230,169	2,140,150	121,130	2,261,280
-- TOTAL	8,097,239	8,061,975	123,660	8,186,636
ENROLLMENT 1992 - 1993				
ORIGINAL ENTRIES				8,980
TRANSFER STUDENTS				625
TOTAL STUDENTS SERVED				9,605

STAFFING SUMMARY	NUMBER OF FTE'S	STUDENTS PER STAFF PERSON
CERTIFIED ...		
ADMNS	32	255.80
TEACHERS	435	18.80
OTHER	31	264.00
SUBTOTAL	498	16.40
CLASSIFIED ...		
MANAGERS	29	282.30
TEACH AIDS	114	71.80
OTHER	235	34.80
SUBTOTAL	378	21.70
TOTAL STAFF	876	9.30
TEACHER SALARIES		14,695,670

FINANCIAL DATA FUND DESCRIPTION	JULY 1, 1992			EXPENDITURES		JUNE 30, 1993
	FUND BALANCE	REVENUES	TRANSFERS	BUDGET	ACTUAL	BALANCE
MAINTENANCE & OPER	188,101	741,751	0	928,940	610,269	319,583
CAPITAL OUTLAY	24,088	128,205	0	191,000	64,508	87,783
ADJACENT WAYS	0	0	0	0	0	0
DEBT SERVICE	0	0	0	0	0	0
SCHOOL PLANT	0	0	0	0	0	0
FEDERAL PROJECTS	(246)	0	0	0	0	(246)
STATE PROJECTS	10	0	0	0	0	10
FOOD SERVICES	0	0	0	0	0	0
AUXILIARY OPERATIONS	0	0	0	0	0	0
UNEMPLOYMENT INSUR	0	0	0	0	0	0
OTHER	1,968	1,236	0	1,200	1,448	1,756
TOTAL	213,919	871,192	0	1,121,140	676,225	408,886
NOT INCLUDED ABOVE						
BOND BUILDING	0	0	0	0	0	0
INTRGVMTL AGRMNTS	0	0	0	0	0	0
INDIRECT COSTS	0	0	0	0	0	0

Fiscal Year 1992 - 1993 Annual Report for the Arizona Department of Education

DESCRIPTION OF REVENUES RECEIVED BY SOURCE	LOCAL	COUNTY	STATE	FEDERAL	TOTAL REVENUES
MAINTENANCE & OPERATION	80,390	4,804	656,346	211	741,751
CAPITAL OUTLAY	66,417	15,825	45,963	0	128,205
ADJACENT WAYS	0	0	0	0	0
DEBT SERVICE	0	0	0	0	0
OTHER: SEE DESCRIPTION PAGE 35	0	0	0	0	0
TOTAL BY SOURCE	146,807	20,629	702,309	211	869,956
PERCENTAGE OF TOTAL REVENUES	16.90	2.40	80.70	0.00	100.00

SPECIAL EDUCATION PROGRAM EXPENDITURES - DESCRIPTION	BUDGET	ACTUAL
EDUCABLE MENTALLY	0	0
SERIOUSLY EMOTIONALLY	30,000	22,268
SERIOUSLY EMOT - PRIVATE	0	0
HEARING	0	0
OTHER HEALTH IMPAIRED	0	0
MULTIPLE DISABILITIES	0	0
MULTIPLE (SSI)	0	0
PHYSICALLY	0	0
LEARNING DISABLED	23,246	207
SPEECH / LANGUAGE	5,000	2,071
TRAINABLE MENTALLY	0	0
VISUALLY	0	0
PRESCHOOL MOD DEV DELAY	0	0
PRESCHOOL SEV DEV DELAY	0	0
-SUBTOTAL	58,246	24,546
GIFTED PROGRAMS	0	0
BILINGUAL ED	0	0
REMEDIAL ED	0	0
VOCATIONAL & TECH ED	0	0
CAREER ED	0	0
- SUBTOTAL	0	0
TOTAL (INCL IN MAINT & OPER)	58,246	24,546

DUPLICATED COUNTS FOR GIFTED PROG			
KDG	0	9	0
1	0	10	0
2	0	11	0
3	0	12	0
4	0	SUBTOTAL	0
5	0	KDG - 12	0
6	0	ACTUAL EXPENDITURES	
7	0	K - 8	0
8	0	9 - 12	0
SUBTOTAL	0	TOTAL	0

MISCELLANEOUS DATA as of 6/30/93		
BONDS OUTSTANDING		0
LAND & IMPROVEMENTS		0
BUILDING & IMPROVEMENTS		0
FURNITURE, EQUIP, VEHICLES		0
CONSTRUCTION IN PROGRESS		0
TAX RATES	ASSESSED VALUATION	
-- PRIMARY	3.6000	3,254,866
-- SECONDARY	0.0000	3,286,164
-- S R P.		0

AVERAGE DAILY MEMBERSHIP	STATE AID ADM (RESIDENT)	ATTENDING ADM (RESIDENT)	ATTENDING ADM (NON RES)	TOTAL ATTENDING ADM
1990 - 1991				
ELEMENTARY	71,210	70,890	0,000	70,890
HIGH SCHOOL	21,530	0,000	0,000	0,000
-- TOTAL	92,740	70,890	0,000	70,890
1991 - 1992				
ELEMENTARY	32,430	32,430	29,645	62,075
HIGH SCHOOL	15,420	0,000	0,000	0,000
-- TOTAL	47,850	32,430	29,645	62,075
1992 - 1993				
ELEMENTARY	28,760	28,760	29,855	58,615
HIGH SCHOOL	14,790	0,000	0,000	0,000
-- TOTAL	43,550	28,760	29,855	58,615
ENROLLMENT				
1992 - 1993				69
				8
				75
	ORIGINAL ENTRIES			
	TRANSFER STUDENTS			
	TOTAL STUDENTS SERVED			

STAFFING SUMMARY	NUMBER OF FTE'S	STUDENTS PER STAFF PERSON
CERTIFIED ---		
ADMINS	1	58.60
TEACHERS	3	7.30
OTHER	0	0.00
SUBTOTAL	9	6.50
CLASSIFIED ---		
MANAGERS	0	0.00
TEACH AIDS	3	19.50
OTHER	4	14.70
SUBTOTAL	7	8.40
TOTAL STAFF	16	3.70
TEACHER SALARIES		0



FINANCIAL DATA FUND DESCRIPTION	JULY 1, 1992			EXPENDITURES		JUNE 30, 1993
	FUND BALANCE	REVENUES	TRANSFERS	BUDGET	ACTUAL	BALANCE
MAINTENANCE & OPER	543,892	2,160,980	0	2,299,958	2,280,319	424,553
CAPITAL OUTLAY	543,180	703,798	0	430,000	399,029	847,949
ADJACENT WAYS	0	0	0	0	0	0
DEBT SERVICE	0	0	0	0	0	0
SCHOOL PLANT	0	0	0	0	0	0
FEDERAL PROJECTS	124,162	395,084	0	608,000	430,713	88,533
STATE PROJECTS	8,755	58,297	0	64,700	55,594	11,458
FOOD SERVICES	28,248	122,564	(2,500)	140,000	132,302	16,010
AUXILIARY OPERATIONS	17,858	24,078	0	35,000	25,755	16,181
UNEMPLOYMENT INSUR	72,822	80,063	0	80,000	457	132,428
OTHER	11,412	6,025	0	17,000	8,561	8,876
TOTAL	1,360,329	3,530,889	(2,500)	3,674,658	3,332,730	1,545,988
NOT INCLUDED ABOVE						
BOND BUILDING	0	0	0	0	0	0
INTRGVMNTL AGRMNTS	0	0	0	0	0	0
INDIRECT COSTS	(874)	10,025	0	25,000	9,340	(189)

Fiscal Year 1992 - 1993 Annual Report for the Arizona Department of Education

DESCRIPTION OF REVENUES RECEIVED BY SOURCE	LOCAL	COUNTY	STATE	FEDERAL	TOTAL REVENUES
MAINTENANCE & OPERATION	37,616	127,157	1,379,808	480,279	2,024,860
CAPITAL OUTLAY	39,261	56,417	464,120	144,000	703,798
ADJACENT WAYS	0	0	0	0	0
DEBT SERVICE	0	0	0	0	0
OTHER: SEE DESCRIPTION PAGE 35	0	0	58,297	395,084	453,381
TOTAL BY SOURCE	76,877	183,574	1,902,225	1,019,363	3,182,039
PERCENTAGE OF TOTAL REVENUES	2.40	5.80	59.80	32.00	100.00

SPECIAL EDUCATION PROGRAM EXPENDITURES - DESCRIPTION	BUDGET	ACTUAL
EDUCABLE MENTALLY	2,151	3,526
SERIOUSLY EMOTIONALLY	30,791	10,579
SERIOUSLY EMOT - PRIVATE	0	0
HEARING	717	0
OTHER HEALTH IMPA'RD	0	0
MULTIPLE DISABILITIES	0	0
MULTIPLE (SSI)	0	0
PHYSICALLY	0	0
LEARNING DISABLED	60,253	74,053
SPEECH / LANGUAGE	0	0
TRAINABLE MENTALLY	70,552	85,179
VISUALLY	0	0
PRESCHOOL MOD DEV DELAY	0	19,032
PRESCHOOL SEV DEV DELAY	0	0
-SUBTOTAL	164,464	192,369
GIFTED PROGRAMS	18,204	22,618
BILINGUAL ED	0	0
REMEDIAL ED	0	0
VOCATIONAL & TECH ED	0	0
CAREER ED	0	0
- SUBTOTAL	18,204	22,618
TOTAL (INCL IN MAINT & OPER)	182,668	214,987

DUPLICATED COUNTS FOR GIFTED PROG			
KDG	0	9	5
1	7	10	1
2	6	11	2
3	5	12	4
4	3	SUBTOTAL	12
5	9	KDG - 12	56
6	9	ACTUAL EXPENDITURES	
7	1	K - 8	11,309
8	4	9 - 12	11,309
SUBTOTAL	44	TOTAL	22,618

MISCELLANEOUS DATA as of 6/30/93	
BONDS OUTSTANDING	0
LAND & IMPROVEMENTS	92,140
BUILDING & IMPROVEMENTS	3,441,112
FURNITURE, EQUIP, VEHICLES	1,875,574
CONSTRUCTION IN PROGRESS	0
TAX RATES	ASSESSED VALUATION
-- PRIMARY 0.0000	1,892,086
-- SECONDARY 0.0000	2,223,676
- S.R.P.	0

AVERAGE DAILY MEMBERSHIP	STATE AID ADM (RESIDENT)	ATTENDING ADM (RESIDENT)	ATTENDING ADM (NON RES)	TOTAL ATTENDING ADM
1990 - 1991				
ELEMENTARY	324,375	324,375	0.000	324,375
HIGH SCHOOL	114,880	112,000	0.000	112,000
-- TOTAL	439,255	436,375	0.000	436,375
1991 - 1992				
ELEMENTARY	344,600	342,945	0.000	342,945
HIGH SCHOOL	138,650	133,650	0.000	133,650
-- TOTAL	483,250	476,595	0.000	476,595
1992 - 1993				
ELEMENTARY	367,570	363,085	0.000	363,085
HIGH SCHOOL	147,590	143,590	0.000	143,590
-- TOTAL	515,160	506,675	0.000	506,675
ENROLLMENT 1992 - 1993				
ORIGINAL ENTRIES				541
TRANSFER STUDENTS				37
TOTAL STUDENTS SERVED				578

STAFFING SUMMARY	NUMBER OF FTE'S	STUDENTS PER STAFF PERSON
CERTIFIED ---		
ADMINS	4	126.70
TEACHERS	37	13.70
OTHER	2	253.30
SUBTOTAL	43	11.60
CLASSIFIED ---		
MANAGERS	2	253.30
TEACH AIDS	17	29.80
OTHER	16	31.70
SUBTOTAL	35	14.50
TOTAL STAFF	78	6.50
TEACHER SALARIES		1,004,561

FINANCIAL DATA FUND DESCRIPTION	JULY 1, 1992			EXPENDITURES		JUNE 30, 1993
	FUND BALANCE	REVENUES	TRANSFERS	BUDGET	ACTUAL	BALANCE
MAINTENANCE & OPER	39,297	38,973	0	53,234	31,572	46,698
CAPITAL OUTLAY	3,448	6,908	0	15,454	3,823	6,531
ADJACENT WAYS	0	0	0	0	0	0
DEBT SERVICE	0	0	0	0	0	0
SCHOOL PLANT	0	0	0	0	0	0
FEDERAL PROJECTS	0	0	0	0	0	0
STATE PROJECTS	0	0	0	0	0	0
FOOD SERVICES	0	0	0	0	0	0
AUXILIARY OPERATIONS	0	0	0	0	0	0
UNEMPLOYMENT INSUR	0	0	0	0	0	0
OTHER	605	1,402	0	1,000	0	2,007
TOTAL	43,348	47,283	0	69,688	35,396	56,236
NOT INCLUDED ABOVE						
BOND BUILDING	0	0	0	0	0	0
INTRGVMNTL AGRMNTS	0	0	0	0	0	0
INDIRECT COSTS	0	0	0	0	0	0

Fiscal Year 1992 - 1993 Annual Report for the Arizona Department of Education

DESCRIPTION OF REVENUES RECEIVED BY SOURCE	LOCAL	COUNTY	STATE	FEDERAL	TOTAL REVENUES
MAINTENANCE & OPERATION	11,206	498	26,686	583	38,973
CAPITAL OUTLAY	1,590	2,421	2,897	0	6,908
ADJACENT WAYS	0	0	0	0	0
DEBT SERVICE	0	0	0	0	0
OTHER: SEE DESCRIPTION PAGE 35	0	0	0	0	0
TOTAL BY SOURCE	12,796	2,919	29,583	583	45,881
PERCENTAGE OF TOTAL REVENUES	27.90	6.40	64.50	1.30	100.00

SPECIAL EDUCATION PROGRAM EXPENDITURES - DESCRIPTION	BUDGET	ACTUAL
EDUCABLE MENTALLY	0	0
SERIOUSLY EMOTIONALLY	0	0
SERIOUSLY EMOT - PRIVATE	0	0
HEARING	0	0
OTHER HEALTH IMPAIRED	0	0
MULTIPLE DISABILITIES	0	0
MULTIPLE (SSI)	0	0
PHYSICALLY	0	0
LEARNING DISABLED	0	0
SPEECH / LANGUAGE	0	0
TRAINABLE MENTALLY	0	0
VISUALLY	0	0
PRESCHOOL MOD DEV DELAY	0	0
PRESCHOOL SEV DEV DELAY	0	0
-SUBTOTAL	0	0
GIFTED PROGRAMS	0	0
BILINGUAL ED	0	0
REMEDIAL ED	0	0
VOCATIONAL & TECH ED	0	0
CAREER ED	0	0
- SUBTOTAL	0	0
TOTAL (INCL IN MAINT & OPER)	0	0

DUPLICATED COUNTS FOR GIFTED PROG			
KDG	0	9	0
1	0	10	0
2	0	11	0
3	0	12	0
4	0	SUBTOTAL	0
5	0	KDG - 12	0
6	0	ACTUAL EXPENDITURES	
7	0	K - 8	0
8	0	9 - 12	0
SUBTOTAL	0	TOTAL	0

MISCELLANEOUS DATA as of 6/30/93		
BONDS OUTSTANDING		0
LAND & IMPROVEMENTS		0
BUILDING & IMPROVEMENTS		0
FURNITURE, EQUIP, VEHICLES		0
CONSTRUCTION IN PROGRESS		0
	TAX RATES	ASSESSED VALUATION
-- PRIMARY	1.9000	590,572
-- SECONDARY	0.0000	593,449
-- S.R.P.		0

AVERAGE DAILY MEMBERSHIP	STATE AID ADM (RESIDENT)	ATTENDING ADM (RESIDENT)	ATTENDING ADM (NON RES)	TOTAL ATTENDING ADM
1990 - 1991				
ELEMENTARY	6,000	0,000	0,000	0,000
HIGH SCHOOL	2,886	0,000	0,000	0,000
-- TOTAL	8,886	0,000	0,000	0,000
1991 - 1992				
ELEMENTARY	2,570	0,000	0,000	0,000
HIGH SCHOOL	841	0,000	0,000	0,000
-- TOTAL	3,411	0,000	0,000	0,000
1992 - 1993				
ELEMENTARY	2,321	0,000	0,000	0,000
HIGH SCHOOL	0,000	0,000	0,000	0,000
-- TOTAL	2,321	0,000	0,000	0,000
ENROLLMENT 1992 - 1993				
ORIGINAL ENTRIES				0
TRANSFER STUDENTS				0
TOTAL STUDENTS SERVED				0

STAFFING SUMMARY	NUMBER OF FTE'S	STUDENTS PER STAFF PERSON
CERTIFIED ---		
ADMINS	0	0.00
TEACHERS	0	0.00
OTHER	0	0.00
SUBTOTAL	0	0.00
CLASSIFIED ---		
MANAGERS	0	0.00
TEACH AIDS	0	0.00
OTHER	1	0.00
SUBTOTAL	1	0.00
TOTAL STAFF	1	0.00
TEACHER SALARIES		0

FINANCIAL DATA FUND DESCRIPTION	JULY 1, 1992			EXPENDITURES			JUNE 30, 1993
	FUND BALANCE	REVENUES	TRANSFERS	BUDGET	ACTUAL	BALANCE	
MAINTENANCE & OPER	372,931	2,014,173	0	2,369,066	2,228,551	160,553	
CAPITAL OUTLAY	212,764	438,702	0	515,895	440,589	210,877	
ADJACENT WAYS	0	0	0	0	0	0	
DEBT SERVICE	179,321	179,105	0	150,063	150,063	208,363	
SCHOOL PLANT	0	0	0	0	0	0	
FEDERAL PROJECTS	1,107	119,394	0	94,934	109,776	10,725	
STATE PROJECTS	155	17,039	0	38,731	15,738	1,456	
FOOD SERVICES	22,564	107,333	0	105,000	100,697	29,200	
AUXILIARY OPERATIONS	4,605	42,306	0	0	36,474	10,437	
UNEMPLOYMENT INSUR	0	0	0	0	0	0	
OTHER	681	9,796	0	0	576	9,901	
TOTAL	794,128	2,927,648	0	3,274,289	3,080,464	641,612	
NOT INCLUDED ABOVE							
BOND BUILDING	0	0	0	0	0	0	
INTRGMNTL AGRMNTS	0	0	0	0	0	0	
INDIRECT COSTS	0	0	0	0	0	0	

Fiscal Year 1992 - 1993 Annual Report for the Arizona Department of Education

DESCRIPTION OF REVENUES RECEIVED BY SOURCE	LOCAL	COUNTY	STATE	FEDERAL	TOTAL REVENUES
MAINTENANCE & OPERATION	35,734	232,813	1,742,361	(126,735)	1,884,173
CAPITAL OUTLAY	8,152	0	430,550	0	438,702
ADJACENT WAYS	0	0	0	0	0
DEBT SERVICE	179,105	0	0	0	179,105
OTHER: SEE DESCRIPTION PAGE 35	0	0	17,039	119,394	136,433
TOTAL BY SOURCE	222,991	232,813	2,189,950	(7,341)	2,638,413
PERCENTAGE OF TOTAL REVENUES	8.50	8.80	83.00	0.30	100.00

SPECIAL EDUCATION PROGRAM EXPENDITURES - DESCRIPTION	BUDGET	ACTUAL
EDUCABLE MENTALLY	0	0
SERIOUSLY EMOTIONALLY	0	0
SERIOUSLY EMOT - PRIVATE	0	0
HEARING	0	0
OTHER HEALTH IMPAIRED	0	0
MULTIPLE DISABILITIES	0	0
MULTIPLE (SSI)	0	0
PHYSICALLY	0	0
LEARNING DISABLED	64,265	61,559
SPEECH / LANGUAGE	0	0
TRAINABLE MENTALLY	105,694	100,255
VISUALLY	0	0
PRESCHOOL MOD DEV DELAY	0	0
PRESCHOOL SEV DEV DELAY	0	0
SUBTOTAL	169,959	161,814
GIFTED PROGRAMS	0	0
BILINGUAL ED	0	0
REMEDIAL ED	0	0
VOCATIONAL & TECH ED	0	0
CAREER ED	0	0
SUBTOTAL	0	0
TOTAL (INCL IN MAINT & OPER)	169,959	161,814

DUPLICATED COUNTS FOR GIFTED PROG			
KDG	0	9	0
1	0	10	0
2	0	11	0
3	0	12	0
4	0	SUBTOTAL	0
5	0	KDG - 12	0
6	0	ACTUAL EXPENDITURES	0
7	0	K - 8	0
8	0	9 - 12	0
SUBTOTAL	0	TOTAL	0

MISCELLANEOUS DATA as of 6/30/93	
BONDS OUTSTANDING	920,000
LAND & IMPROVEMENTS	208,373
BUILDING & IMPROVEMENTS	4,021,256
FURNITURE, EQUIP /VEHICLES	1,235,306
CONSTRUCTION IN PROGRESS	0
TOTAL	
X RATES ASSESSED VALUATION	
-- PRIMARY	0.0000 5,568,244
-- SECONDARY	3.2970 5,661,733
-- S.R.P.	0

AVERAGE DAILY MEMBERSHIP	STATE AID ADM (RESIDENT)	ATTENDING ADM (RESIDENT)	ATTENDING ADM (NON RES)	TOTAL ATTENDING ADM
1990 - 1991				
ELEMENTARY	468,490	465,490	1,000	468,490
HIGH SCHOOL	191,073	189,473	3,000	192,473
-- TOTAL	659,563	654,963	4,000	658,963
1991 - 1992				
ELEMENTARY	450,340	442,835	1,000	443,835
HIGH SCHOOL	205,460	203,490	1,000	204,460
-- TOTAL	655,800	646,325	2,000	648,295
1992 - 1993				
ELEMENTARY	460,950	454,680	0,000	454,680
HIGH SCHOOL	210,363	206,513	0,000	206,513
-- TOTAL	671,313	661,193	0,000	661,193
ENROLLMENT				
1992 - 1993				
ORIGINAL ENTRIES				719
TRANSFER STUDENTS				39
TOTAL STUDENTS SERVED				758

STAFFING SUMMARY	NUMBER OF FTE'S	STUDENTS PER STAFF PERSON
CERTIFIED ---		
ADMINS	4	165.30
TEACHERS	36	18.40
OTHER	2	330.00
SUBTOTAL	42	15.70
CLASSIFIED ---		
MANAGERS	2	330.00
TEACH AIDS	6	110.20
OTHER	21	31.50
SUBTOTAL	29	22.80
TOTAL STAFF	71	9.30
TEACHER SALARIES		950,024



FINANCIAL DATA FUND DESCRIPTION	JULY 1, 1992			EXPENDITURES		JUNE 30, 1993 BALANCE
	FUND BALANCE	REVENUES	TRANSFERS	BUDGET	ACTUAL	
MAINTENANCE & OPER	664,926	7,802,398	0	8,112,901	7,693,551	773,773
CAPITAL OUTLAY	951,323	1,540,659	0	1,661,090	1,609,251	882,731
ADJACENT WAYS	0	0	0	1,000	0	0
DEBT SERVICE	1,262,479	957,483	0	1,005,000	972,750	1,247,212
SCHOOL PLANT	0	0	0	0	0	0
FEDERAL PROJECTS	34,141	444,646	0	443,000	464,162	14,625
STATE PROJECTS	7,043	26,357	0	33,000	30,107	3,293
FOOD SERVICES	72,027	446,525	0	498,000	407,147	111,405
AUXILIARY OPERATIONS	69,536	48,313	0	200,000	68,926	48,923
UNEMPLOYMENT INSUR	14,238	4,566	0	25,000	0	18,904
OTHER	4,310	6,629	0	5,267	10,933	6
TOTAL	3,080,023	11,277,676	0	11,984,268	11,266,827	3,100,872
NOT INCLUDED ABOVE						
BOND BUILDING	0	0	0	0	0	0
INTRGVMNTL AGRMNTS	0	0	0	0	0	0
INDIRECT COSTS	0	0	0	0	0	0

Fiscal Year 1992 - 1993 Annual Report for the Arizona Department of Education

DESCRIPTION OF REVENUES RECEIVED BY SOURCE	LOCAL	COUNTY	STATE	FEDERAL	TOTAL REVENUES
MAINTENANCE & OPERATION	1,071,738	807,254	5,910,462	1,287,705	7,501,749
CAPITAL OUTLAY	282,727	0	1,257,932	0	1,540,659
ADJACENT WAYS	0	0	0	0	0
DEBT SERVICE	957,483	0	0	0	957,483
OTHER: SEE DESCRIPTION PAGE 35	0	0	26,357	444,646	471,003
TOTAL BY SOURCE	2,311,948	807,254	194,761	156,941	10,470,894
PERCENTAGE OF TOTAL REVENUES	22.10	7.70	68.70	1.50	100.00

SPECIAL EDUCATION PROGRAM EXPENDITURES - DESCRIPTION	BUDGET	ACTUAL
EDUCABLE MENTALLY	29,971	27,315
SERIOUSLY EMOTIONALLY	9,990	9,105
SERIOUSLY EMOT - PRIVATE	0	0
HEARING	3,330	3,035
OTHER HEALTH IMPAIRED	0	0
MULTIPLE DISABILITIES	6,660	6,069
MULTIPLE (SSII)	23,311	21,245
PHYSICALLY	0	0
LEARNING DISABLED	366,307	333,845
SPEECH / LANGUAGE	173,163	157,818
TRAINABLE MENTALLY	16,650	15,175
VISUALLY	3,330	3,035
PRESCHOOL MOD DEV DELAY	0	0
PRESCHOOL SEV DEV DELAY	0	0
-SUBTOTAL	666,013	606,991
GIFTED PROGRAMS	1,300	911
BILINGUAL ED	0	0
REMEDIATION ED	0	0
VOCATIONAL & TECH ED	90,255	76,557
CAREER ED	0	0
- SUBTOTAL	91,555	77,468
TOTAL (INCL IN MAINT & OPER)	757,568	684,459

DUPLICATED COUNTS FOR GIFTED PROG			
KDG	0	9	9
1	0	10	11
2	0	11	6
3	0	12	5
4	8	SUBTOTAL	31
5	9	KDG - 12	64
6	4	ACTUAL EXPENDITURES	
7	6	K - 8	465
8	6	9 - 12	446
SUBTOTAL	33	TOTAL	911

MISCELLANEOUS DATA as of 6/30/93		
BONDS OUTSTANDING	4,150,000	
LAND & IMPROVEMENTS	746,994	
BUILDING & IMPROVEMENTS	13,394,034	
FURNITURE, EQUIP, VEHICLES	4,067,383	
CONSTRUCTION IN PROGRESS	0	
TAX RATES	ASSESSED VALUATION	
-- PRIMARY	4 0550	30,085,860
-- SECONDARY	2 9300	30,436,625
-- S R P		0

AVERAGE DAILY MEMBERSHIP	STATE AID ADM (RESIDENT)	ATTENDING ADM (RESIDENT)	ATTENDING ADM (NON RES)	TOTAL ATTENDING ADM
1990 - 1991				
ELEMENTARY	1,776,455	1,776,455	3,000	1,794,455
HIGH SCHOOL	672,300	672,300	81,900	754,200
-- TOTAL	2,448,755	2,448,755	84,900	2,533,655
1991 - 1992				
ELEMENTARY	1,826,060	1,826,060	1,240	1,827,300
HIGH SCHOOL	722,970	722,970	72,050	795,020
-- TOTAL	2,549,030	2,549,030	73,290	2,622,320
1992 - 1993				
ELEMENTARY	1,886,430	1,886,430	0,000	1,886,430
HIGH SCHOOL	776,230	776,231	73,390	849,621
-- TOTAL	2,662,660	2,662,661	73,390	2,736,051
ENROLLMENT				
1992 - 1993				2,997
				136
				3,133
	ORIGINAL ENTRIES			
	TRANSFER STUDENTS			
	TOTAL STUDENTS SERVED			

STAFFING SUMMARY	NUMBER OF FTE'S	STUDENTS PER STAFF PERSON
CERTIFIED ---		
ADMINS	9	304.00
TEACHERS	131	20.90
OTHER	9	304.00
SUBTOTAL	149	18.40
CLASSIFIED ---		
MANAGERS	3	912.00
TEACH AIDS	18	152.00
OTHER	55	49.70
SUBTOTAL	76	36.00
TOTAL STAFF	225	12.20
TEACHER SALARIES		3,931,481



FINANCIAL DATA FUND DESCRIPTION	JULY 1, 1992			EXPENDITURES		JUNE 30, 1993
	FUND BALANCE	REVENUES	TRANSFERS	BUDGET	ACTUAL	BALANCE
MAINTENANCE & OPER	106,019	1,123,939	0	1,113,700	1,091,859	138,099
CAPITAL OUTLAY	108,915	70,799	0	82,000	80,898	98,816
ADJACENT WAYS	0	0	0	0	0	0
DEBT SERVICE	0	0	0	0	0	0
SCHOOL PLANT	0	0	0	0	0	0
FEDERAL PROJECTS	11,379	51,394	0	50,509	53,732	9,041
STATE PROJECTS	328	2,218	0	1,000	1,695	849
FOOD SERVICE	11,723	48,281	0	0	48,342	11,642
AUXILIARY OPERATIONS	0	0	0	0	0	0
UNEMPLOYMENT INSUR	0	0	0	0	0	0
OTHER	7,615	13,828	0	0	6,108	15,335
TOTAL	246,977	1,310,439	0	1,247,209	1,282,634	273,782
NOT INCLUDED ABOVE						
BOND BUILDING	0	0	0	0	0	0
INTRGMNTL AGRMNTS	0	0	0	0	0	0
INDIRECT COSTS	0	0	0	0	0	0

Fiscal Year 1992 - 1993 Annual Report for the Arizona Department of Education

DESCRIPTION OF REVENUES RECEIVED BY SOURCE	LOCAL	COUNTY	STATE	FEDERAL	TOTAL REVENUES
MAINTENANCE & OPERATION	320,740	13,068	788,875	(81,538)	1,041,145
CAPITAL OUTLAY	4,001	63,363	3,435	0	70,799
ADJACENT WAYS	0	0	0	0	0
DEBT SERVICE	0	0	0	0	0
OTHER: SEE DESCRIPTION PAGE 35	0	0	2,218	51,394	53,612
TOTAL BY SOURCE	324,741	76,431	794,528	(30,144)	1,165,556
PERCENTAGE OF TOTAL REVENUES	27.90	6.60	68.20	2.60	100.00

SPECIAL EDUCATION PROGRAM EXPENDITURES - DESCRIPTION	BUDGET	ACTUAL
EDUCABLE MENTALLY	0	0
SERIOUSLY EMOTIONALLY	0	0
SERIOUSLY EMOT - PRIVATE	0	0
HEARING	0	0
OTHER HEALTH IMPAIRED	0	0
MULTIPLE DISABILITIES	18,130	19,439
MULTIPLE (SSI)	0	0
PHYSICALLY	0	0
LEARNING DISABLED	51,800	51,246
SPEECH / LANGUAGE	0	0
TRAINABLE MENTALLY	16,407	17,670
VISUALLY	0	0
PRESCHOOL MOD DEV DELAY	0	0
PRESCHOOL SEV DEV DELAY	0	0
-SUBTOTAL	86,337	88,355
GIFTED PROGRAMS	0	0
BILINGUAL ED	0	0
REMEDIAL ED	0	0
VOCATIONAL & TECH ED	0	0
CAREER ED	0	0
- SUBTOTAL	0	0
TOTAL (INCL IN MAINT & OPER)	86,337	88,355

DUPLICATED COUNTS FOR GIFTED PROG			
KDG	0	9	0
1	0	10	0
2	0	11	0
3	0	12	0
4	0	SUBTOTAL	0
5	0	KDG - 12	0
6	0	ACTUAL EXPENDITURES	0
7	0	K - 8	0
8	0	9 - 12	0
SUBTOTAL	0	TOTAL	0

MISCELLANEOUS DATA as of 6/30/93		
BONDS OUTSTANDING		0
LAND & IMPROVEMENTS		0
BUILDING & IMPROVEMENTS		0
FURNITURE, EQUIP, VEHICLES		0
CONSTRUCTION IN PROGRESS		0
	TAX RATES	ASSESSED VALUATION
-- PRIMARY	4.5990	6,951,466
-- SECONDARY	0.0000	7,007,231
-- SRP		0

AVERAGE DAILY MEMBERSHIP	STATE AID ADM (RESIDENT)	ATTENDING ADM (RESIDENT)	ATTENDING ADM (NON RES)	TOTAL ATTENDING ADM
1990 - 1991				
ELEMENTARY	202,260	198,950	0,000	198,950
HIGH SCHOOL	82,270	0,000	0,000	0,000
-- TOTAL	284,530	198,950	0,000	198,950
1991 - 1992				
ELEMENTARY	210,345	207,915	600	208,515
HIGH SCHOOL	70,700	0,000	0,000	0,000
-- TOTAL	281,045	207,915	600	208,515
1992 - 1993				
ELEMENTARY	200,080	200,080	3,610	203,690
HIGH SCHOOL	72,390	0,000	0,000	0,000
-- TOTAL	272,470	200,080	3,610	203,690
ENROLLMENT 1992 - 1993				
	ORIGINAL ENTRIES			226
	TRANSFER STUDENTS			0
	TOTAL STUDENTS SERVED			226

STAFFING SUMMARY	NUMBER OF FTE'S	STUDENTS PER STAFF PERSON
CERTIFIED ---		
ADMINS	1	203.70
TEACHERS	12	17.00
OTHER	0	0.00
SUBTOTAL	13	15.70
CLASSIFIED ---		
MANAGERS	2	101.80
TEACH AIDS	3	67.90
OTHER	7	29.10
SUBTOTAL	12	17.00
TOTAL STAFF	25	8.10
TEACHER SALARIES		339,231

FINANCIAL DATA FUND DESCRIPTION	JULY 1, 1992			EXPENDITURES		JUNE 30, 1993 BALANCE
	FUND BALANCE	REVENUES	TRANSFERS	BUDGET	ACTUAL	
MAINTENANCE & OPER	681,825	4,311,899	0	4,718,325	4,344,448	649,278
CAPITAL OUTLAY	875,931	780,835	0	689,925	271,536	1,365,230
ADJACENT WAYS	22,284	98	0	0	0	22,382
DEBT SERVICE	591,185	453,852	0	973,725	497,813	547,224
SCHOOL PLANT	3,750	142	0	0	0	3,892
FEDERAL PROJECTS	12,834	140,999	0	172,023	141,943	11,890
STATE PROJECTS	1,165	48,351	0	14,793	48,732	2,784
FOOD SERVICES	66,981	151,680	0	165,000	168,661	50,000
AUXILIARY OPERATIONS	0	0	0	50,000	0	0
UNEMPLOYMENT INSUR	0	0	0	0	0	0
OTHER	13,445	53,871	0	68,300	47,813	19,503
TOTAL	2,269,400	6,921,727	0	6,862,091	6,518,944	2,672,183
NOT INCLUDED ABOVE						
BOND BUILDING	2,125	93	0	0	0	2,218
INTRGMNTL AGRMNTS	0	0	0	0	0	0
INDIRECT COSTS	0	0	0	0	0	0

Fiscal Year 1992 - 1993 Annual Report for the Arizona Department of Education

DESCRIPTION OF REVENUES RECEIVED BY SOURCE	LOCAL	COUNTY	STATE	FEDERAL	TOTAL REVENUES
MAINTENANCE & OPERATION	60,810	393,621	3,850,597	(257,364)	4,047,664
CAPITAL OUTLAY	187,174	49,084	524,577	0	760,835
ADJACENT WAYS	98	0	0	0	98
DEBT SERVICE	453,852	0	0	0	453,852
OTHER: SEE DESCRIPTION PAGE 35	142	0	48,351	140,999	189,492
TOTAL BY SOURCE	702,076	442,705	4,423,525	(116,365)	5,451,941
PERCENTAGE OF TOTAL REVENUES	12.90	8.10	81.10	2.10	100.00

SPECIAL EDUCATION PROGRAM EXPENDITURES - DESCRIPTION	BUDGET	ACTUAL
EDUCABLE MENTALLY	14,118	13,402
SERIOUSLY EMOTIONALLY	16,942	16,082
SERIOUSLY EMOT - PRIVATE	0	0
HEARING	0	0
OTHER HEALTH IMPAIRED	0	0
MULTIPLE DISABILITIES	2,824	2,680
MULTIPLE (SSI)	0	0
PHYSICALLY	0	0
LEARNING DISABLED	121,415	115,258
SPEECH / LANGUAGE	112,945	107,217
TRAINABLE MENTALLY	0	0
VISUALLY	5,647	5,361
PRESCHOOL MOD DEV DELAY	0	0
PRESCHOOL SEV DEV DELAY	0	0
-SUBTOTAL	299,303	284,124
GIFTED PROGRAMS	9,694	8,919
BILINGUAL ED	0	0
REMEDIATION ED	0	0
VOCATIONAL & TECH ED	0	0
CAREER ED	0	0
- SUBTOTAL	9,694	8,919
TOTAL (INCL IN MAINT & OPER)	308,997	293,043

DUPLICATED COUNTS FOR GIFTED PROG			
KDG	0	9	0
1	0	10	0
2	0	11	0
3	7	12	0
4	8	SUBTOTAL	0
5	6	KDG - 12	27
6	6	ACTUAL EXPENDITURES	
7	0	K - 8	8,919
8	0	9 - 12	0
SUBTOTAL	27	TOTAL	8,919

MISCELLANEOUS DATA as of 6/30/93	
BONDS OUTSTANDING	1,410,000
LAND & IMPROVEMENTS	564,628
BUILDING & IMPROVEMENTS	5,846,205
FURNITURE, EQUIP, VEHICLES	2,653,342
CONSTRUCTION IN PROGRESS	0
TAX RATES	ASSESSED VALUATION
-- PRIMARY 1.5846	11,338,719
-- SECONDARY 3.4789	11,597,402
-- S.R.P.	0

AVERAGE DAILY MEMBERSHIP	STATE AID ADM (RESIDENT)	ATTENDING ADM (RESIDENT)	ATTENDING ADM (NON RES)	TOTAL ATTENDING ADM
1990 - 1991				
ELEMENTARY	986,790	981,840	5,000	986,840
HIGH SCHOOL	385,228	384,228	1,400	385,628
-- TOTAL	1,372,018	1,366,068	6,400	1,372,468
1991 - 1992				
ELEMENTARY	1,008,750	1,001,230	1,570	1,002,800
HIGH SCHOOL	410,885	409,885	2,810	412,695
-- TOTAL	1,419,635	1,411,115	4,380	1,416,405
1992 - 1993				
ELEMENTARY	979,710	974,580	4,100	978,680
HIGH SCHOOL	434,295	432,295	0,000	432,295
-- TOTAL	1,414,005	1,406,875	4,100	1,410,975
ENROLLMENT				
1992 - 1993				1,507
				67
				1,574
	ORIGINAL ENTRIES			
	TRANSFER STUDENTS			
	TOTAL STUDENTS SERVED			

STAFFING SUMMARY	NUMBER OF FTE'S	STUDENTS PE STAFF PERSON
CERTIFIED ---		
ADMINS	7	201.60
TEACHERS	70	20.20
OTHER	14	100.80
SUBTOTAL	91	15.50
CLASSIFIED ---		
MANAGERS	5	282.20
TEACH AIDS	9	156.80
OTHER	25	56.40
SUBTOTAL	39	36.20
TOTAL STAFF	130	10.90
TEACHER SALARIES		2,023,251

FINANCIAL DATA FUND DESCRIPTION	JULY 1, 1992			EXPENDITURES			JUNE 30, 1993
	FUND BALANCE	REVENUES	TRANSFERS	BUDGET	ACTUAL	BALANCE	
MAINTENANCE & OPER	2,598,991	18,194,113	0	19,598,724	18,278,567	2,512,537	
CAPITAL OUTLAY	2,719,645	3,649,906	0	3,585,364	2,889,634	3,499,917	
ADJACENT WAYS	22,284	98	0	1,000	0	22,382	
DEBT SERVICE	2,032,985	1,590,440	0	2,128,788	1,620,626	2,002,799	
SCHOOL PLANT	3,750	142	0	0	0	3,892	
FEDERAL PROJECTS	183,377	1,151,517	0	1,368,466	1,200,326	134,568	
STATE PROJECTS	17,454	152,262	0	152,224	149,866	19,850	
FOOD SERVICES	201,543	878,363	(2,500)	908,000	857,149	218,257	
AUXILIARY OPERATIONS	91,999	114,697	0	285,000	131,155	75,541	
UNEMPLOYMENT INSUR	87,060	64,729	0	105,000	457	151,332	
OTHER	40,038	92,787	0	92,787	75,439	57,384	
TOTAL	7,987,124	25,887,064	(2,500)	28,223,333	26,183,219	8,898,469	
NOT INCLUDED ABOVE							
BOND BUILDING	2,125	93	0	0	0	2,218	
INTRGMNTL AGRMNTS	0	0	0	0	0	0	
INDIRECT COSTS	(874)	10,025	0	25,000	9,340	(189)	

Fiscal Year 1992 - 1993 Annual Report for the Arizona Department of Education

DESCRIPTION OF REVENUES RECEIVED BY SOURCE	LOCAL	COUNTY	STATE	FEDERAL	TOTAL REVENUES
MAINTENANCE & OPERATION	1,618,234	1,579,215	14,355,136	(272,269)	17,280,315
CAPITAL OUTLAY	589,322	187,110	2,729,474	144,000	3,649,906
ADJACENT WAYS	98	0	0	0	98
DEBT SERVICE	1,590,440	0	0	0	1,590,440
OTHER: SEE DESCRIPTION PAGE 35	142	0	152,262	1,151,517	1,303,921
TOTAL BY SOURCE	3,798,236	1,766,325	17,236,871	1,023,248	23,824,680
PERCENTAGE OF TOTAL REVENUES	15.90	7.40	72.30	4.30	100.00

SPECIAL EDUCATION PROGRAM EXPENDITURES - DESCRIPTION	BUDGET	ACTUAL
EDUCABLE MENTALLY	46,240	44,243
SERIOUSLY EMOTIONALLY	87,723	58,034
SERIOUSLY EMOT - PRIVATE	0	0
HEARING	4,047	3,035
OTHER HEALTH IMPAIRED	0	0
MULTIPLE DISABILITIES	27,614	28,188
MULTIPLE (SSI)	23,311	21,245
PHYSICALLY	0	0
LEARNING DISABLED	687,286	636,168
SPEECH / LANGUAGE	291,108	267,108
TRAINABLE MENTALLY	209,303	218,279
VISUALLY	8,977	8,398
PRESCHOOL MOD DEV DELAY	0	19,032
PRESCHOOL SEV DEV DELAY	0	0
-SUBTOTAL	1,444,322	1,358,199
GIFTED PROGRAMS	29,198	32,431
BILINGUAL ED	0	0
REMEDIAL ED	0	0
VOCATIONAL & TECH ED	90,255	76,557
CAREER ED	0	0
- SUBTOTAL	119,453	109,006
TOTAL (INCL IN MAINT & OPER)	1,563,775	1,467,204

DUPLICATED COUNTS FOR GIFTED PROG			
KDG	0	9	14
1	7	10	12
2	6	11	8
3	12	12	9
4	19	SUBTOTAL	43
5	24	KDG - 12	147
6	19	ACTUAL EXPENDITURES	
7	7	K - 8	20,693
8	10	9 - 12	11,755
SUBTOTAL	104	TOTAL	32,448

MISCELLANEOUS DATA as of 6/30/93		
BONDS OUTSTANDING	6,480,000	
LAND & IMPROVEMENTS	1,612,135	
BUILDING & IMPROVEMENTS	26,702,617	
FURNITURE, EQUIP, VEHICLES	9,831,605	
CONSTRUCTION IN PROGRESS	0	
TAX RATES	ASSESSED VALUATION	
-- PRIMARY	0.0000	59,681,813
-- SECONDARY	0.0000	0
-- P.		0

AVERAGE DAILY MEMBERSHIP	STATE AID ADM (RESIDENT)	ATTENDING ADM (RESIDENT)	ATTENDING ADM (NON RES)	TOTAL ATTENDING ADM
1990 - 1991				
ELEMENTAR	3,835,580	3,818,000	9,000	3,827,000
HIGH SCHOC	1,470,167	1,358,001	86,300	1,444,301
-- TOTAL	5,306,747	5,176,001	96,300	5,271,301
1991 - 1992				
ELEMENTARY	3,875,095	3,853,415	34,055	3,887,470
HIGH SCHOOL	1,564,926	1,469,965	75,860	1,545,825
-- TOTAL	5,440,021	5,323,380	109,915	5,433,296
1992 - 1993				
ELEMENTARY	3,925,821	3,907,615	37,565	3,915,180
HIGH SCHOOL	1,655,658	1,558,629	73,390	1,632,019
-- TOTAL	5,581,479	5,466,244	110,965	5,677,199
ENROLLMENT 1992 - 1993				
ORIGINAL ENTRIES				6,059
TRANSFER STUDENTS				285
TOTAL STUDENTS SERVED				6,344

STAFFING SUMMARY	NUMBER OF FTE'S	STUDENTS PER STAFF PERSON
CERTIFIED ---		
ADMINS	26	214.50
TEACHERS	294	19.00
OTHER	27	206.60
SUBTOTAL	347	16.10
CLASSIFIED ---		
MANAGERS	14	398.40
TEACH AIDS	56	99.60
OTHER	129	43.20
SUBTOTAL	199	28.00
TOTAL STAFF	546	10.20
TEACHER SALARIES		8,248,548

FINANCIAL DATA FUND DESCRIPTION	JULY 1, 1992			EXPENDITURES		JUNE 30, 1993 BALANCE
	FUND BALANCE	REVENUES	TRANSFERS	BUDGET	ACTUAL	
MAINTENANCE & OPER	92,118	56,070	1	55,000	42,874	105,513
CAPITAL OUTLAY	15,934	532	0	10,500	1,600	14,866
ADJACENT WAYS	0	0	0	0	0	0
DEBT SERVICE	0	0	0	0	0	0
SCHOOL PLANT	0	0	0	0	0	0
FEDERAL PROJECTS	0	0	0	0	0	0
STATE PROJECTS	0	0	0	0	0	0
FOOD SERVICES	0	0	0	0	0	0
AUXILIARY OPERATIONS	0	0	0	0	0	0
UNEMPLOYMENT INSUR	0	0	0	0	0	0
OTHER	0	0	0	0	0	0
TOTAL	108,060	56,602	1	65,500	44,274	120,379
NOT INCLUDED ABOVE						
BOND BUILDING	0	0	0	0	0	0
INTRGVMNTL AGRMNTS	0	0	0	0	0	0
INDIRECT COSTS	0	0	0	0	0	0

Fiscal Year 1992 - 1993 Annual Report for the Arizona Department of Education

DESCRIPTION OF REVENUES RECEIVED BY SOURCE	LOCAL	COUNTY	STATE	FEDERAL	TOTAL REVENUES
MAINTENANCE & OPERATION	4,635	10,907	40,528	0	56,070
CAPITAL OUTLAY	532	0	0	0	532
ADJACENT WAYS	0	0	0	0	0
DEBT SERVICE	0	0	0	0	0
OTHER: SEE DESCRIPTION PAGE 35	0	0	0	0	0
TOTAL BY SOURCE	5,167	10,907	40,528	0	56,602
PERCENTAGE OF TOTAL REVENUES	9.10	19.30	71.60	0.00	100.00

SPECIAL EDUCATION PROGRAM EXPENDITURES - DESCRIPTION	BUDGET	ACTUAL
EDUCABLE MENTALLY	0	0
SERIOUSLY EMOTIONALLY	0	0
SERIOUSLY EMOT - PRIVATE	0	0
HEARING	0	0
OTHER HEALTH IMPAIRED	0	0
MULTIPLE DISABILITIES	0	0
MULTIPLE (SSI)	0	0
PHYSICALLY	0	0
LEARNING DISABLED	0	0
SPEECH / LANGUAGE	0	0
TRAINABLE MENTALLY	0	0
VISUALLY	0	0
PRESCHOOL MOD DEV DELAY	0	0
PRESCHOOL SEV DEV DELAY	0	0
-SUBTOTAL	0	0
GIFTED PROGRAMS	0	0
BILINGUAL ED	0	0
REMEDIATION ED	0	0
VOCATIONAL & TECH ED	0	0
CAREER ED	0	0
- SUBTOTAL	0	0
TOTAL (INCL IN MAINT & OPER)	0	0

DUPLICATED COUNTS FOR GIFTED PROG		
KDG	0	9
1	0	10
2	0	11
3	0	12
4	0	SUBTOTAL
5	0	KDG - 12
6	0	ACTUAL EXPENDITURES
7	0	K - 8
8	0	9 - 12
SUBTOTAL	0	TOTAL

MISCELLANEOUS DATA as of 6/30/93		
BONDS OUTSTANDING		0
LAND & IMPROVEMENTS		3,000
BUILDING & IMPROVEMENTS		82,190
FURNITURE, EQUIP, VEHICLES		12,941
CONSTRUCTION IN PROGRESS		0
	TAX RATES	ASSESSED VALUATION
-- PRIMARY	5500	303,742
-- SECONDARY	0.0000	303,845
-- S.R.P.		0

AVERAGE DAILY MEMBERSHIP	STATE AID ADM (RESIDENT)	ATTENDING ADM (RESIDENT)	ATTENDING ADM (NON RES)	TOTAL ATTENDING ADM
1990 - 1991				
ELEMENTARY	6,000	8,000	0,000	8,000
HIGH SCHOOL	1,000	0,000	0,000	0,000
-- TOTAL	9,000	8,000	0,000	8,000
1991 - 1992				
ELEMENTARY	6,500	6,500	0,000	6,500
HIGH SCHOOL	1,000	0,000	0,000	0,000
-- TOTAL	7,500	6,500	0,000	6,500
1992 - 1993				
ELEMENTARY	5,970	5,970	0,000	5,970
HIGH SCHOOL	2,200	0,000	0,000	0,000
-- TOTAL	8,170	5,970	0,000	5,970
ENROLLMENT				
1992 - 1993		ORIGINAL ENTRIES		6
		TRANSFER STUDENTS		0
		TOTAL STUDENTS SERVED		6

STAFFING SUMMARY	NUMBER OF FTE'S	STUDENTS PER STAFF PERSON
CERTIFIED ---		
ADMINS	0	0.00
TEACHERS	1	6.00
OTHER	0	0.00
SUBTOTAL	1	6.00
CLASSIFIED ---		
MANAGERS	0	0.00
TEACH AIDS	0	0.00
OTHER	0	0.00
SUBTOTAL	0	0.00
TOTAL STAFF	1	6.00
TEACHER SALARIES		23,000

FINANCIAL DATA FUND DESCRIPTION	JULY 1, 1992			EXPENDITURES		JUNE 30, 1993 BALANCE
	FUND BALANCE	REVENUES	TRANSFERS	BUDGET	ACTUAL	
MAINTENANCE & OPER	42,504	1,765,930	41	1,730,534	1,720,853	87,622
CAPITAL OUTLAY	4,961	71,592	0	87,048	85,077	(8,524)
ADJACENT WAYS	0	0	0	0	0	0
DEBT SERVICE	0	0	0	0	0	0
SCHOOL PLANT	0	0	0	0	0	0
FEDERAL PROJECTS	7,773	32,963	0	53,000	35,657	5,079
STATE PROJECTS	4,020	1,342	0	0	5,263	99
FOOD SERVICES	29,600	84,039	0	180,000	102,377	11,262
AUXILIARY OPERATIONS	8,552	30,750	0	20,000	31,717	7,565
UNEMPLOYMENT INSUR	30,366	740	0	16,000	27	31,079
OTHER	6,309	1,990	0	26,000	6,378	1,921
TOTAL	134,086	1,989,348	41	2,112,580	1,987,349	136,123
NOT INCLUDED ABOVE						
BOND BUILDING	0	0	0	0	0	0
INTRGVMTL AGRMNTS	0	0	0	0	0	0
INDIRECT COSTS	0	0	0	0	0	0

Fiscal Year 1992 - 1993 Annual Report for the Arizona Department of Education

DESCRIPTION OF REVENUES RECEIVED BY SOURCE	LOCAL	COUNTY	STATE	FEDERAL	TOTAL REVENUES
MAINTENANCE & OPERATION	512,568	361,530	891,832	0	1,765,930
CAPITAL OUTLAY	29,395	13,754	28,443	0	71,592
ADJACENT WAYS	0	0	0	0	0
DEBT SERVICE	0	0	0	0	0
OTHER: SEE DESCRIPTION PAGE 35	0	0	1,342	32,963	34,305
TOTAL BY SOURCE	541,963	375,284	821,617	32,963	1,871,827
PERCENTAGE OF TOTAL REVENUES	29.00	20.00	49.20	1.80	100.00

SPECIAL EDUCATION PROGRAM EXPENDITURES - DESCRIPTION	BUDGET	ACTUAL
EDUCABLE MENTALLY	20,000	17,991
SERIOUSLY EMOTIONALLY	0	4,211
SERIOUSLY EMOT - PRIVATE	0	0
HEARING	0	0
OTHER HEALTH IMPAIRED	0	0
MULTIPLE DISABILITIES	0	0
MULTIPLE (SSI)	0	0
PHYSICALLY	0	0
LEARNING DISABLED	106,661	93,631
SPEECH / LANGUAGE	17,160	17,375
TRAINABLE MENTALLY	2,000	6,286
VISUALLY	0	0
PRESCHOOL MOD DEV DELAY	0	0
PRESCHOOL SEV DEV DELAY	0	0
-SUBTOTAL	147,821	146,068
GIFTED PROGRAMS	200	97
BILINGUAL ED	0	0
REMEDIAL ED	0	0
VOCATIONAL & TECH ED	0	0
CAREER ED	0	0
- SUBTOTAL	200	97
TOTAL (INCL IN MAINT & OPER)	148,021	146,165

DUPLICATED COUNTS FOR GIFTED PROG			
KDG	0	9	0
1	0	10	6
2	0	11	3
3	0	12	2
4	0	SUBTOTAL	
5	0	KDG - 12	11
6	0	ACTUAL EXPENDITURES	
7	0	K - 8	0
8	0	9 - 12	97
SUBTOTAL	0	TOTAL	97

MISCELLANEOUS DATA as of 6/30/93	
BONDS OUTSTANDING	0
LAND & IMPROVEMENTS	610,847
BUILDING & IMPROVEMENTS	2,069,989
FURNITURE, EQUIP, VEHICLES	556,666
CONSTRUCTION IN PROGRESS	0
TAX RATES	ASSESSED VALUATION
-- PRIMARY 5.3809	10,777,557
-- SECONDARY 0.0000	10,789,733
-- S.R.P.	0

AVERAGE DAILY MEMBERSHIP	STATE AID ADM (RESIDENT)	ATTENDING ADM (RESIDENT)	ATTENDING ADM (NON RES)	TOTAL ATTENDING ADM
1990 - 1991				
ELEMENTARY	297,245	297,245	0,000	297,245
HIGH SCHOOL	128,800	9,800	0,000	128,800
-- TOTAL	426,046	424,046	0,000	424,046
1991 - 1992				
ELEMENTARY	293,430	293,430	0,000	293,430
HIGH SCHOOL	137,020	138,020	0,000	136,020
-- TOTAL	430,460	429,460	0,000	429,460
1992 - 1993				
ELEMENTARY	284,245	284,245	0,000	284,245
HIGH SCHOOL	138,113	137,113	0,000	137,113
-- TOTAL	422,368	421,368	0,000	421,368
ENROLLMENT 1992 - 1993				
ORIGINAL ENTRIES				464
TRANSFER STUDENTS				21
TOTAL STUDENTS SERVED				485

STAFFING SUMMARY	NUMBER OF FTE'S	STUDENTS PER STAFF PERSON
CERTIFIED ---		
ADMINS	3	140.50
TEACHERS	30	14.00
OTHER	4	105.00
SUBTOTAL	37	11.40
CLASSIFIED ---		
MANAGERS	3	140.50
TEACH AIDS	5	84.00
OTHER	21	20.10
SUBTOTAL	29	14.50
TOTAL STAFF	66	6.40
TEACHER SALARIES		795,436

FINANCIAL DATA FUND DESCRIPTION	JULY 1, 1992			EXPENDITURES		JUNE 30, 1993
	FUND BALANCE	REVENUES	TRANSFERS	BUDGET	ACTUAL	BALANCE
MAINTENANCE & OPER	19,444	2,616,303	0	2,586,905	2,584,435	51,312
CAPITAL OUTLAY	10,841	324,230	0	330,000	260,753	74,318
ADJACENT WAYS	0	0	0	0	0	0
DEBT SERVICE	0	0	0	0	0	0
SCHOOL PLANT	0	0	0	0	0	0
FEDERAL PROJECTS	41,418	139,639	0	145,350	144,622	36,435
STATE PROJECTS	1,505	20,527	0	12,000	22,033	(1)
FOOD SERVICES	18,896	108,028	0	110,000	102,751	21,973
AUXILIARY OPERATIONS	0	0	0	50,000	0	0
UNEMPLOYMENT INSUR	79,238	2,027	0	80,000	4,568	76,697
OTHER	14,121	3,691	0	21,700	0	17,812
TOTAL	183,263	3,214,448	0	3,336,966	3,119,162	278,646
NOT INCLUDED ABOVE						
BOND BUILDING	0	0	0	0	0	0
INTRGMNTL AGRMNTS	0	0	0	0	0	0
INDIRECT COSTS	0	0	0	0	0	0

Fiscal Year 1992 - 1993 Annual Report for the Arizona Department of Education

DESCRIPTION OF REVENUES RECEIVED BY SOURCE	LOCAL	COUNTY	STATE	FEDERAL	TOTAL REVENUES
MAINTENANCE & OPERATION	664,463	585,553	1,342,753	0	2,592,769
CAPITAL OUTLAY	92,184	63,286	168,761	0	324,231
ADJACENT WAYS	0	0	0	0	0
DEBT SERVICE	0	0	0	0	0
OTHER: SEE DESCRIPTION PAGE 35	0	0	20,527	139,639	160,166
TOTAL BY SOURCE	756,647	648,839	1,532,041	139,639	3,077,166
PERCENTAGE OF TOTAL REVENUES	24.60	21.10	49.80	4.50	100.00

SPECIAL EDUCATION PROGRAM EXPENDITURES - DESCRIPTION	BUDGET	ACTUAL
EDUCABLE MENTALLY	30,000	14,500
SERIOUSLY EMOTIONALLY	40,000	14,500
SERIOUSLY EMOT - PRIVATE	0	0
HEARING	5,000	14,500
OTHER HEALTH IMPAIRED	0	0
MULTIPLE DISABILITIES	5,000	4,500
MULTIPLE (SSI)	5,000	4,500
PHYSICALLY	0	0
LEARNING DISABLED	82,750	119,709
SPEECH / LANGUAGE	22,500	14,528
TRAINABLE MENTALLY	0	0
VISUALLY	0	0
PRESCHOOL MOD DEV DELAY	12,500	14,500
PRESCHOOL SEV DEV DELAY	0	0
-SUBTOTAL	202,750	201,237
GIFTED PROGRAMS	1,000	2,107
BILINGUAL ED	400	328
REMEDIAL ED	0	0
VOCATIONAL & TECH ED	144,112	142,912
CAREER ED	0	0
- SUBTOTAL	145,512	145,345
TOTAL (INCL IN MAINT & OPER)	348,262	346,582

DUPLICATED COUNTS FOR GIFTED PROG			
KDG	11	9	5
1	14	10	3
2	12	11	8
3	8	12	7
4	9	SUBTOTAL	23
5	8	KDG - 12	104
6	8	ACTUAL EXPENDITURES	
7	7	K - 8	1,563
8	4	9 - 12	543
SUBTOTAL	81	TOTAL	2,106

MISCELLANEOUS DATA as of 6/30/93	
BONDS OUTSTANDING	0
LAND & IMPROVEMENTS	294,265
BUILDING & IMPROVEMENTS	2,943,392
FURNITURE, EQUIP, VEHICLES	1,174,422
CONSTRUCTION IN PROGRESS	0
TAX RATES	ASSESSED VALUATION
-- PRIMARY 4.6239	12,422,067
-- SECONDARY 0.0000	12,459,258
-- S.R.P.	0

AVERAGE DAILY MEMBERSHIP	STATE AID ADM (RESIDENT)	ATTENDING ADM (RESIDENT)	ATTENDING ADM (NON RES)	TOTAL ATTENDING ADM
1990 - 1991				
ELEMENTARY	377,820	377,820	60,365	438,185
HIGH SCHOOL	180,660	179,660	26,790	206,450
-- TOTAL	558,480	557,480	87,155	644,635
1991 - 1992				
ELEMENTARY	380,350	380,350	62,635	442,985
HIGH SCHOOL	193,990	193,990	30,780	224,770
-- TOTAL	574,340	574,340	93,415	667,755
1992 - 1993				
ELEMENTARY	384,480	384,480	60,240	444,720
HIGH SCHOOL	179,720	179,120	31,880	211,000
-- TOTAL	564,200	563,600	92,120	656,720
ENROLLMENT				
1992 - 1993				726
				44
				770

STAFFING SUMMARY	NUMBER OF FTE'S	STUDENTS PER STAFF PERSON
CERTIFIED		
ADMINS	4	163.90
TEACHERS	38	17.30
OTHER	3	218.60
SUBTOTAL	45	14.60
CLASSIFIED		
MANAGERS	2	327.90
TEACH AIDS	5	131.10
OTHER	24	27.30
SUBTOTAL	31	21.20
TOTAL STAFF	76	8.60
TEACHER SALARIES		0

FINANCIAL DATA FUND DESCRIPTION	JULY 1, 1992			EXPENDITURES		JUNE 30, 1993 BALANCE
	FUND BALANCE	REVENUES	TRANSFERS	BUDGET	ACTUAL	
MAINTENANCE & OPER	34,117	87,431	0	82,200	77,555	43,993
CAPITAL OUTLAY	13,815	365	0	9,000	6,338	7,642
ADJACENT WAYS	0	0	0	0	0	0
DEBT SERVICE	0	0	0	0	0	0
SCHOOL PLANT	0	0	0	0	0	0
FEDERAL PROJECTS	0	56	0	166	0	56
STATE PROJECTS	4,122	2,660	0	5,122	2,221	4,561
FOOD SERVICES	0	0	0	0	0	0
AUXILIARY OPERATIONS	0	0	0	0	0	0
UNEMPLOYMENT INSUR	0	0	0	0	0	0
OTHER	0	0	0	0	0	0
TOTAL	51,864	90,512	0	96,488	88,114	56,252
NOT INCLUDED ABOVE						
BOND BUILDING	0	0	0	0	0	0
INTRGMNTL AGRMNTS	0	0	0	0	0	0
INDIRECT COSTS	0	0	0	0	0	0

Fiscal Year 1992 - 1993 Annual Report for the Arizona Department of Education

DESCRIPTION OF REVENUES RECEIVED BY SOURCE	LOCAL	COUNTY	STATE	FEDERAL	TOTAL REVENUES
MAINTENANCE & OPERATION	35,373	9,082	35,976	(8,176)	72,255
CAPITAL OUTLAY	365	0	0	0	365
ADJACENT WAYS	0	0	0	0	0
DEBT SERVICE	0	0	0	0	0
OTHER: SEE DESCRIPTION PAGE 35	0	0	2,660	56	2,716
TOTAL BY SOURCE	35,738	9,082	38,636	(8,120)	75,336
PERCENTAGE OF TOTAL REVENUES	47.40	12.10	51.30	10.80	100.00

SPECIAL EDUCATION PROGRAM EXPENDITURES - DESCRIPTION	BUDGET	ACTUAL
EDUCABLE MENTALLY	0	0
SERIOUSLY EMOTIONALLY	0	0
SERIOUSLY EMOT - PRIVATE	0	0
HEARING	0	0
OTHER HEALTH IMPAIRED	0	0
MULTIPLE DISABILITIES	2,700	2,131
MULTIPLE (SSI)	0	0
PHYSICALLY	0	0
LEARNING DISABLED	0	0
SPEECH / LANGUAGE	0	0
TRAINABLE MENTALLY	0	0
VISUALLY	0	0
PRESCHOOL MOD DEV DELAY	0	0
PRESCHOOL SEV DEV DELAY	0	0
-SUBTOTAL	2,700	2,131
GIFTED PROGRAMS	0	0
BILINGUAL ED	0	0
REMEDIAL ED	0	0
VOCATIONAL & TECH ED	0	0
CAREER ED	0	0
- SUBTOTAL	0	0
TOTAL (INCL IN MAINT & OPER)	2,700	2,131

DUPLICATED COUNTS FOR GIFTED PROG			
KDG	0	9	0
1	0	10	0
2	0	11	0
3	0	12	0
4	0	SUBTOTAL	0
5	0	KDG - 12	0
6	0	ACTUAL EXPENDITURES	
7	0	K - 8	0
8	0	9 - 12	0
SUBTOTAL	0	TOTAL	0

MISCELLANEOUS DATA as of 6/30/93		
BONDS OUTSTANDING		0
LAND & IMPROVEMENTS		4,033
BUILDING & IMPROVEMENTS		76,129
FURNITURE, EQUIP, VEHICLES		46,499
CONSTRUCTION IN PROGRESS		0
	TAX RATES	ASSESSED VALUATION
-- PRIMARY	1.7751	1,999,069
-- SECONDARY	0.0000	2,009,063
-- S.R.P.		0

AVERAGE DAILY MEMBERSHIP	STATE AID ADM (RESIDENT)	ATTENDING ADM (RESIDENT)	ATTENDING ADM (NON RES)	TOTAL ATTENDING ADM
1990 - 1991				
ELEMENTARY	6,000	6,000	0,000	6,000
HIGH SCHOOL	0,000	0,000	0,000	0,000
-- TOTAL	6,000	6,000	0,000	6,000
1991 - 1992				
ELEMENTARY	6,500	6,500	0,000	6,500
HIGH SCHOOL	0,000	0,000	0,000	0,000
-- TOTAL	6,500	6,500	0,000	6,500
1992 - 1993				
ELEMENTARY	9,400	9,400	0,000	9,400
HIGH SCHOOL	930	930	0,000	930
-- TOTAL	10,330	10,330	0,000	10,330
ENROLLMENT	ORIGINAL ENTRIES			10
1992 - 1993	TRANSFER STUDENTS			1
	TOTAL STUDENTS SERVED			11

STAFFING SUMMARY	NUMBER OF FTE'S	STUDENTS PER STAFF PERSON
CERTIFIED ---		
ADMINS	0	0.00
TEACHERS	2	5.20
OTHER	0	0.00
SUBTOTAL	2	5.20
CLASSIFIED ---		
MANAGERS	0	0.00
TEACH AIDS	1	10.30
OTHER	0	0.00
SUBTOTAL	1	10.30
TOTAL STAFF	3	3.40
TEACHER SALARIES		32,600

FINANCIAL DATA FUND DESCRIPTION	JULY 1, 1992			EXPENDITURES		JUNE 30, 1993
	FUND BALANCE	REVENUES	TRANSFERS	BUDGET	ACTUAL	BALANCE
MAINTENANCE & OPER	86,382	3,910,184	114,820	3,853,087	3,967,225	144,161
CAPITAL OUTLAY	221,400	310,459	0	310,000	167,983	363,876
ADJACENT WAYS	0	0	0	0	0	0
DEBT SERVICE	1,028,045	1,170,852	0	1,152,000	1,138,366	1,060,531
SCHOOL PLANT	0	0	0	0	0	0
FEDERAL PROJECTS	14,987	59,937	0	63,000	52,661	22,263
STATE PROJECTS	0	0	0	5,000	0	0
FOOD SERVICES	0	0	0	0	0	0
AUXILIARY OPERATIONS	2,954	33,435	0	33,000	32,696	3,693
UNEMPLOYMENT INSUR	77,668	552	0	77,000	3,357	74,863
OTHER	595,666	457,328	(115,500)	771,000	379,359	558,135
TOTAL	2,027,102	6,842,747	(690)	6,264,087	6,741,647	2,227,622
NOT INCLUDED ABOVE						
BOND BUILDING	0	0	0	0	0	0
INTRGVMNTL AGRMNTS	0	0	0	0	0	0
INDIRECT COSTS	0	0	0	0	0	0

Fiscal Year 1992 - 1993 Annual Report for the Arizona Department of Education

DESCRIPTION OF REVENUES RECEIVED BY SOURCE	LOCAL	COUNTY	STATE	FEDERAL	TOTAL REVENUES
MAINTENANCE & OPERATION	3,910,154	0	30	0	3,910,184
CAPITAL OUTLAY	310,453	0	6	0	310,459
ADJACENT WAYS	0	0	0	0	0
DEBT SERVICE	1,170,852	0	0	0	1,170,852
OTHER: SEE DESCRIPTION PAGE 35	0	0	0	59,937	59,937
TOTAL BY SOURCE	6,391,459	0	36	59,937	6,451,432
PERCENTAGE OF TOTAL REVENUES	98.90	0.00	0.00	1.10	100.00

SPECIAL EDUCATION PROGRAM EXPENDITURES - DESCRIPTION	BUDGET	ACTUAL
EDUCABLE MENTALLY	7,399	5,973
SERIOUSLY EMOTIONALLY	5,549	4,480
SERIOUSLY EMOT - PRIVATE	0	0
HEARING	0	0
OTHER HEALTH IMPAIRED	0	0
MULTIPLE DISABILITIES	0	0
MULTIPLE (SSI)	0	0
PHYSICALLY	0	0
LEARNING DISABLED	123,928	100,041
SPEECH / LANGUAGE	42,542	34,342
TRAINABLE MENTALLY	5,549	4,180
VISUALLY	0	0
PRESCHOOL MOD DEV DELAY	0	0
PRESCHOOL SEV DEV DELAY	0	0
-SUBTOTAL	184,967	149,316
GIFTED PROGRAMS	0	0
BILINGUAL ED	0	0
REMEDIATION ED	0	0
VOCATIONAL & TECH ED	0	0
CAREER ED	0	0
- SUBTOTAL	0	0
TOTAL (INCL IN MAINT & OPER)	184,967	149,316

DUPLICATED COUNTS FOR GIFTED PROG			
KDG	0	9	0
1	0	10	0
2	0	11	0
3	0	12	0
4	7	SUBTOTAL	0
5	2	KDG - 12	9
6	0	ACTUAL EXPENDITURES	
7	0	K - 8	0
8	0	9 - 12	0
SUBTOTAL	9	TOTAL	0

MISCELLANEOUS DATA as of 6/30/93	
BONDS OUTSTANDING	6,673,415
LAND & IMPROVEMENTS	704,941
BUILDING & IMPROVEMENTS	14,254,415
FURNITURE, EQUIP, VEHICLES	2,071,499
CONSTRUCTION IN PROGRESS	1,867,998
TAX RATES	ASSESSED VALUATION
-- PRIMARY 2 6609	156,154,502
-- SECONDARY 7546	156,174,983
-- SRP	0

AVERAGE DAILY MEMBERSHIP	STATE AID ADM (RESIDENT)	ATTENDING ADM (RESIDENT)	ATTENDING ADM (NON RES)	TOTAL ATTENDING ADM
1990 - 1991				
ELEMENTARY	801 845	800 845	0 000	800 845
HIGH SCHOOL	286 640	285 640	0 000	285 640
-- TOTAL	1,088 485	1,086 485	0.000	1,088 485
1991 - 1992				
ELEMENTARY	840 075	839 915	0 000	839 915
HIGH SCHOOL	294 470	292 470	0 000	292 470
-- TOTAL	1,134 545	1,132 385	0.000	1,132 385
1992 - 1993				
ELEMENTARY	851 075	848 575	0 000	848 575
HIGH SCHOOL	29 630	327 630	0 000	327 630
-- TOTAL	1,180 705	1,176 205	0.000	1,176 205
ENROLLMENT 1992 - 1993				
	ORIGINAL ENTRIES			1,274
	TRANSFER STUDENTS			49
	TOTAL STUDENTS SERVED			1,323

STAFFING SUMMARY	NUMBER OF FTE'S	STUDENTS PER STAFF PERSON
CERTIFIED ---		
ADMINS	6	196 00
TEACHERS	62	19 00
OTHER	6	196 00
SUBTOTAL	74	15 90
CLASSIFIED ---		
MANAGERS	2	588 10
TEACH AIDS	3	392 10
OTHER	25	47 00
SUBTOTAL	30	39 20
TOTAL STAFF	104	11 30
TEACHER SALARIES		1 644 700

FINANCIAL DATA FUND DESCRIPTION	JULY 1, 1992			EXPENDITURES		JUNE 30, 1993
	FUND BALANCE	REVENUES	TRANSFERS	BUDGET	ACTUAL	BALANCE
MAINTENANCE & OPER	274,563	8,435,918	114,862	8,307,726	8,392,742	432,801
CAPITAL OUTLAY	266,751	707,178	0	746,546	521,751	452,178
ADJACENT WAYS	0	0	0	0	0	0
DEBT SERVICE	1,028,045	1,170,852	0	1,152,000	1,138,366	1,060,531
SCHOOL PLANT	0	0	0	0	0	0
FEDERAL PROJECTS	64,178	232,595	0	261,516	232,940	63,833
STATE PROJECTS	9,647	24,529	0	22,122	29,517	4,659
FOOD SERVICES	46,296	192,087	0	290,000	205,128	33,235
AUXILIARY OPERATIONS	11,506	64,185	0	103,000	64,413	11,278
UNEMPLOYMENT INSUR	187,272	3,319	0	173,000	7,952	182,639
OTHER	616,096	463,009	(115,500)	818,700	385,737	577,868
TOTAL	2,604,364	11,293,652	(638)	11,874,610	10,978,646	2,818,822
NOT INCLUDED ABOVE						
BOND BUILDING	0	0	0	0	0	0
INTRGMNTL AGRMNTS	0	0	0	0	0	0
INDIRECT COSTS	0	0	0	0	0	0

Fiscal Year 1992 - 1993 Annual Report for the Arizona Department of Education

DESCRIPTION OF REVENUES RECEIVED BY SOURCE	LOCAL	COUNTY	STATE	FEDERAL	TOTAL REVENUES
MAINTENANCE & OPERATION	5,127,193	967,072	2,311,119	(8,176)	8,397,208
CAPITAL OUTLAY	432,909	77,040	197,210	0	707,179
ADJACENT WAYS	0	0	0	0	0
DEBT SERVICE	1,170,852	0	0	0	1,170,852
OTHER: SEE DESCRIPTION PAGE 35	0	0	24,529	232,595	257,124
TOTAL BY SOURCE	6,730,974	1,044,112	2,532,858	224,419	10,532,363
PERCENTAGE OF TOTAL REVENUES	63.90	9.90	24.00	2.10	100.00

SPECIAL EDUCATION PROGRAM EXPENDITURES - DESCRIPTION	BUDGET	ACTUAL
EDUCABLE MENTALLY	57,399	38,464
SERIOUSLY EMOTIONALLY	45,549	23,191
SERIOUSLY EMOT - PRIVATE	0	0
HEARING	5,000	14,500
OTHER HEALTH IMPAIRED	0	0
MULTIPLE DISABILITIES	7,700	6,631
MULTIPLE (SSI)	5,000	4,000
PHYSICALLY	0	0
LEARNING DISABLED	313,339	313,381
SPEECH / LANGUAGE	82,202	66,245
TRAINABLE MENTALLY	7,549	10,766
VISUALLY	0	0
PRESCHOOL MOD DEV DELAY	12,500	14,500
PRESCHOOL SEV DEV DELAY	0	0
-SUBTOTAL	538,238	497,742
GIFTED PROGRAMS	1,200	2,204
BILINGUAL ED	400	326
REMEDIAL ED	0	0
VOCATIONAL & TECH ED	144,112	142,912
CAREER ED	0	0
- SUBTOTAL	145,712	145,442
TOTAL (INCL IN MAINT & OPER)	683,950	643,184

DUPLICATED COUNTS FOR GIFTED PROG			
KDG	11	9	5
1	14	10	9
2	12	11	11
3	8	12	9
4	16	SUBTOTAL	34
5	10	KDG - 12	124
6	8	ACTUAL EXPENDITURES	
7	7	K - 8	1,563
8	4	9 - 12	640
SUBTOTAL	90	TOTAL	2,203

MISCELLANEOUS DATA as of 6/30/93	
BONDS OUTSTANDING	6,673,415
LAND & IMPROVEMENTS	1,617,086
BUILDING & IMPROVEMENTS	19,426,115
FURNITURE, EQUIP, VEHICLES	3,862,027
CONSTRUCTION IN PROGRESS	1,867,998
TAX RATES	ASSESSED VALUATION
-- PRIMARY 0.0000	181,656,937
-- SECONDARY 0.0000	0
-- S.R.P.	0

AVERAGE DAILY MEMBERSHIP	STATE AID ADM (RESIDENT)	ATTENDING ADM (RESIDENT)	ATTENDING ADM (NON RES)	TOTAL ATTENDING ADM
1990 - 1991				
ELEMENTARY	1,490,910	1,489,910	60,365	1,550,275
HIGH SCHOOL	597,100	592,100	26,790	618,890
-- TOTAL	2,088,010	2,082,010	87,155	2,169,165
1991 - 1992				
ELEMENTARY	1,526,855	1,526,895	62,635	1,589,330
HIGH SCHOOL	626,480	622,480	30,780	653,260
-- TOTAL	2,153,335	2,149,375	93,415	2,242,690
1992 - 1993				
ELEMENTARY	1,535,170	1,532,670	60,240	1,592,910
HIGH SCHOOL	650,593	644,793	31,880	676,673
-- TOTAL	2,185,763	2,177,463	92,120	2,269,683
ENROLLMENT 1992 - 1993				
		ORIGINAL ENTRIES		2,480
		TRANSFER STUDENTS		115
		TOTAL STUDENTS SERVED		2,595

STAFFING SUMMARY	NUMBER OF FTE'S	STUDENTS PER STAFF PERSON
CERTIFIED ---		
ADMINS	13	174.60
TEACHERS	133	17.10
OTHER	13	174.60
SUBTOTAL	159	14.30
CLASSIFIED ---		
MANAGERS	7	324.20
TEACH AIDS	14	162.10
OTHER	70	32.40
SUBTOTAL	91	24.90
TOTAL STAFF	250	9.10
TEACHER SALARIES		2,495,236

FINANCIAL DATA FUND DESCRIPTION	JULY 1, 1992			EXPENDITURES		JUNE 30, 1993
	FUND BALANCE	REVENUES	TRANSFERS	BUDGET	ACTUAL	BALANCE
MAINTENANCE & OPER	(175,263)	6,366,383	0	6,393,972	6,310,570	(119,450)
CAPITAL OUTLAY	58,861	502,075	0	495,000	528,219	32,717
ADJACENT WAYS	237	18	0	200	0	255
DEBT SERVICE	603,411	1,364,482	0	975,975	1,003,767	984,126
SCHOOL PLANT	14,208	31,053	0	41,863	27,328	17,933
FEDERAL PROJECTS	73,163	467,086	0	571,000	430,507	109,742
STATE PROJECTS	20,094	28,953	0	42,500	23,809	25,438
FOOD SERVICES	438	262,479	0	380,000	249,504	13,413
AUXILIARY OPERATIONS	1,839	7,981	0	130,000	6,789	2,831
UNEMPLOYMENT INSUR	87,347	6,576	0	20,000	72	93,851
OTHER	87,764	65,973	0	51,100	44,925	88,812
TOTAL	751,899	9,103,069	0	9,101,610	8,625,290	1,229,668
NOT INCLUDED ABOVE						
BOND BUILDING	4,738,291	0	0	5,190,000	3,320,639	1,417,652
INTRGVMNTL AGRMNTS	0	3,233	0	0	242	2,991
INDIRECT COSTS	1,663	3,894	0	10,000	1,165	4,392

Fiscal Year 1992 - 1993 Annual Report for the Arizona Department of Education

DESCRIPTION OF REVENUES RECEIVED BY SOURCE	LOCAL	COUNTY	STATE	FEDERAL	TOTAL REVENUES
MAINTENANCE & OPERATION	3,060,967	362,601	2,893,930	48,885	6,366,383
CAPITAL OUTLAY	457,436	0	44,639	0	502,075
ADJACENT WAYS	18	0	0	0	18
DEBT SERVICE	1,364,482	0	0	0	1,364,482
OTHER: SEE DESCRIPTION PAGE 35	31,053	0	28,953	467,086	527,092
TOTAL BY SOURCE	4,913,956	362,601	2,967,522	515,971	8,760,050
PERCENTAGE OF TOTAL REVENUES	56.10	4.10	33.90	5.90	100.00

SPECIAL EDUCATION PROGRAM EXPENDITURES - DESCRIPTION	BUDGET	ACTUAL
EDUCABLE MENTALLY	14,547	15,209
SERIOUSLY EMOTIONALLY	15,567	16,284
SERIOUSLY EMOT - PRIVATE	0	0
HEARING	14,546	15,208
OTHER HEALTH IMPAIRED	978	1,021
MULTIPLE DISABILITIES	52,521	54,870
MULTIPLE (SSI)	0	0
PHYSICALLY	0	0
LEARNING DISABLED	309,327	323,149
SPEECH / LANGUAGE	16,996	17,735
TRAINABLE MENTALLY	56,246	58,740
VISUALLY	0	0
PRESCHOOL MOD DEV DELAY	0	0
PRESCHOOL SEV DEV DELAY	0	0
-SUBTOTAL	480,728	502,216
GIFTED PROGRAMS	3,369	3,493
BILINGUAL ED	0	0
REMEDIAL ED	0	0
VOCATIONAL & TECH ED	30,360	31,708
CAREER ED	0	0
-SUBTOTAL	33,729	35,201
TOTAL (INCL IN MAINT & OPER)	514,457	537,417

DUPLICATED COUNTS FOR GIFTED PROG		
KDG	0	9
1	0	10
2	0	11
3	0	12
4	0	SUBTOTAL
5	0	KDG - 12
6	0	ACTUAL EXPENDITURES
7	0	K - 8
8	0	9 - 12
SUBTOTAL	0	TOTAL

MISCELLANEOUS DATA as of 6/30/93	
BONDS OUTSTANDING	986,100
LAND & IMPROVEMENTS	0
BUILDING & IMPROVEMENTS	0
FURNITURE, EQUIP, VEHICLES	0
CONSTRUCTION IN PROGRESS	1,619,000
TAX RATES	ASSESSED VALUATION
-- PRIMARY 2.8331	117,921,029
-- SECONDARY 1.5154	122,987,999
-- S.R.P.	512,832

AVERAGE DAILY MEMBERSHIP	STATE AID ADM (RESIDENT)	ATTENDING ADM (RESIDENT)	ATTENDING ADM (NON RES)	TOTAL ATTENDING ADM
1990 - 1991				
ELEMENTARY	0.000	0.000	0.000	0.000
HIGH SCHOOL	1,462.968	1,459.018	1.000	1,460.018
-- TOTAL	1,462.968	1,459.018	1.000	1,460.018
1991 - 1992				
ELEMENTARY	0.000	0.000	0.000	0.000
HIGH SCHOOL	1,448.773	1,442.893	.920	1,443.813
-- TOTAL	1,448.773	1,442.893	.920	1,443.813
1992 - 1993				
ELEMENTARY	0.000	0.000	0.000	0.000
HIGH SCHOOL	1,377.874	1,375.295	2.840	1,377.935
-- TOTAL	1,377.874	1,375.295	2.840	1,377.935
ENROLLMENT				
1992 - 1993				1,527
ORIGINAL ENTRIES				66
TRANSFER STUDENTS				1,593
TOTAL STUDENTS SERVED				

STAFFING SUMMARY	NUMBER OF FTE'S	STUDENTS PER STAFF PERSON
CERTIFIED ---		
ADMINS	6	229.70
TEACHERS	75	18.40
OTHER	15	91.90
SUBTOTAL	96	14.40
CLASSIFIED ---		
MANAGERS	6	229.70
TEACH AIDS	12	114.80
OTHER	65	21.20
SUBTOTAL	83	16.60
TOTAL STAFF	179	7.70
TEACHER SALARIES		2,432,128

FINANCIAL DATA FUND DESCRIPTION	JULY 1, 1992			EXPENDITURES		JUNE 30, 1993 BALANCE
	FUND BALANCE	REVENUES	TRANSFERS	BUDGET	ACTUAL	
MAINTENANCE & OPER	41,169	667,468	0	699,854	683,865	24,772
CAPITAL OUTLAY	53,531	83,268	0	95,185	93,486	43,313
ADJACENT WAYS	0	0	0	0	0	0
DEBT SERVICE	0	0	0	0	0	0
SCHOOL PLANT	0	0	0	0	0	0
FEDERAL PROJECTS	1,246	44,999	0	52,485	33,377	12,868
STATE PROJECTS	202	87,830	0	50,500	49,381	38,451
FOOD SERVICES	438	5,717	0	1,000	4,902	1,253
AUXILIARY OPERATIONS	0	0	0	0	0	0
UNEMPLOYMENT INSUR	0	0	0	0	0	0
OTHER	4,821	2,904	0	5,000	5,267	7,458
TOTAL	101,407	891,986	0	904,024	870,278	123,116
NOT INCLUDED ABOVE						
BOND BUILDING	0	0	0	0	0	0
INTRGVMNTL AGRMNTS	0	0	0	0	0	0
INDIRECT COSTS	0	0	0	0	0	0

Fiscal Year 1992 - 1993 Annual Report for the Arizona Department of Education

DESCRIPTION OF REVENUES RECEIVED BY SOURCE	LOCAL	COUNTY	STATE	FEDERAL	TOTAL REVENUES
MAINTENANCE & OPERATION	152,797	63,164	434,060	0	650,021
CAPITAL OUTLAY	78,084	0	5,184	0	83,268
ADJACENT WAYS	0	0	0	0	0
DEBT SERVICE	0	0	0	0	0
OTHER: SEE DESCRIPTION PAGE 35	0	0	87,830	44,999	132,629
TOTAL BY SOURCE	230,881	63,164	526,874	44,999	865,918
PERCENTAGE OF TOTAL REVENUES	26.70	7.30	60.80	5.20	100.00

SPECIAL EDUCATION PROGRAM EXPENDITURES - DESCRIPTION	BUDGET	ACTUAL
EDUCABLE MENTALLY	0	0
SERIOUSLY EMOTIONALLY	0	0
SERIOUSLY EMOT - PRIVATE	0	0
HEARING	0	0
OTHER HEALTH IMPAIRED	0	0
MULTIPLE DISABILITIES	0	0
MULTIPLE (SSI)	0	0
PHYSICALLY	0	0
LEARNING DISABLED	30,507	28,210
SPEECH / LANGUAGE	5,788	5,289
TRAINABLE MENTALLY	2,000	1,764
VISUALLY	0	0
PRESCHOOL MOD DEV DELAY	0	0
PRESCHOOL SEV DEV DELAY	0	0
-SUBTOTAL	38,295	36,263
GIFTED PROGRAMS	0	0
BILINGUAL ED	0	0
REMEDIAL ED	0	0
VOCATIONAL & TECH ED	0	0
CAREER ED	0	0
- SUBTOTAL	0	0
TOTAL (INCL IN MAINT & OPER)	38,295	36,263

DUPLICATED COUNTS FOR GIFTED PROG			
KDG	0	9	0
1	0	10	0
2	0	11	0
3	0	12	0
4	0	SUBTOTAL	0
5	0	KDG - 12	0
6	0	ACTUAL EXPENDITURES	
7	0	K - 12	0
8	0	9 - 12	0
SUBTOTAL	0	TOTAL	0

MISCELLANEOUS DATA as of 6/30/93		
BONDS OUTSTANDING	0	
LAND & IMPROVEMENTS	50,000	
BUILDING & IMPROVEMENTS	750,000	
FURNITURE, EQUIP, VEHICLES	200,000	
CONSTRUCTION IN PROGRESS	0	
TAX RATES	ASSESSED VALUATION	
-- PRIMARY	4.5314	4,779,230
-- SECONDARY	0.0000	4,939,787
-- S.R.P.		0

AVERAGE DAILY MEMBERSHIP	STATE AID ADM (RESIDENT)	ATTENDING ADM (RESIDENT)	ATTENDING ADM (NON RES)	TOTAL ATTENDING ADM
1990 - 1991				
ELEMENTARY	138,035	138,035	0,000	138,035
HIGH SCHOOL	36,540	0,000	0,000	0,000
-- TOTAL	174,575	138,035	0,000	138,035
1991 - 1992				
ELEMENTARY	122,700	122,980	6,500	129,480
HIGH SCHOOL	34,188	0,000	0,000	0,000
-- TOTAL	156,888	122,980	6,500	129,480
1992 - 1993				
ELEMENTARY	136,433	139,260	3,710	142,970
HIGH SCHOOL	32,457	0,000	0,000	0,000
-- TOTAL	168,890	139,260	3,710	142,970
ENROLLMENT				178
1992 - 1993				0
ORIGINAL ENTRIES				178
TRANSFER STUDENTS				0
TOTAL STUDENTS SERVED				178

STAFFING SUMMARY	NUMBER OF FTE'S	STUDENTS PER STAFF PERSON
CERTIFIED ---		
ADMINS	1	143.00
TEACHERS	8	17.90
OTHER	0	0.00
SUBTOTAL	9	15.90
CLASSIFIED ---		
MANAGERS	2	71.50
TEACH AIDS	6	23.80
OTHER	3	47.70
SUBTOTAL	11	13.00
TOTAL STAFF	20	7.10
TEACHER SALARIES		207,894



FINANCIAL DATA FUND DESCRIPTION	JULY 1, 1992			EXPENDITURES			JUNE 30, 1993 BALANCE
	FUND BALANCE	REVENUES	TRANSFERS	BUDGET	ACTUAL		
MAINTENANCE & OPER	(7,066)	28,654,743	0	29,044,449	28,627,132		20,545
CAPITAL OUTLAY	(334,880)	2,419,624	0	2,301,837	2,301,826		(217,082)
ADJACENT WAYS	38,000	46,926	0	100,000	38,794		46,141
DEBT SERVICE	922,647	2,997,718	0	3,239,675	1,116,944		2,803,421
SCHOOL PLANT	487,446	26,039	0	512,000	513,474		11
FEDERAL PROJECTS	181,939	1,119,694	0	1,630,000	1,197,947		103,686
STATE PROJECTS	20,332	49,418	0	65,000	56,073		13,677
FOOD SERVICES	810,008	2,444,299	0	2,024,819	2,533,109		721,198
AUXILIARY OPERATIONS	0	0	0	0	0		0
UNEMPLOYMENT INSUR	0	0	0	0	0		0
OTHER	124,548	684,152	0	870,000	613,083		195,617
TOTAL	2,242,983	38,442,613	0	39,787,680	36,999,382		3,687,214
NOT INCLUDED ABOVE							
BOND BUILDING	0	2,000,000	0	2,000,000	1,475,362		524,638
INTRGVMNTL AGRMNTS	19,283	50,486	0	175,000	35,672		33,897
INDIRECT COSTS	67,715	21,150	0	50,000	0		88,865

Fiscal Year 1992 - 1993 Annual Report for the Arizona Department of Education

DESCRIPTION OF REVENUES RECEIVED BY SOURCE	LOCAL	COUNTY	STATE	FEDERAL	TOTAL REVENUES
MAINTENANCE & OPERATION	7,972,668	2,483,863	18,013,809	0	28,470,340
CAPITAL OUTLAY	2,289,840	0	129,784	0	2,419,624
ADJACENT WAYS	43,300	0	3,626	0	46,926
DEBT SERVICE	2,997,718	0	0	0	2,997,718
OTHER: SEE DESCRIPTION PAGE 35	26,039	0	49,418	1,119,694	1,195,151
TOTAL BY SOURCE	13,329,565	2,483,863	18,196,637	1,119,694	35,129,759
PERCENTAGE OF TOTAL REVENUES	37.90	7.10	51.80	3.20	100.00

SPECIAL EDUCATION PROGRAM EXPENDITURES - DESCRIPTION	BUDGET	ACTUAL
EDUCABLE MENTALLY	279,409	271,536
SERIOUSLY EMOTIONALLY	54,711	127,163
SERIOUSLY EMOT - PRIVATE	113,759	117,977
HEARING	22,621	20,424
OTHER HEALTH IMPAIRED	6,383	1,160
MULTIPLE DISABILITIES	182,053	271,118
MULTIPLE (SSI)	0	0
PHYSICALLY	0	0
LEARNING DISABLED	1,593,749	1,445,070
SPEECH / LANGUAGE	387,252	388,248
TRAINABLE MENTALLY	177,224	120,499
VISUALLY	45,539	39,486
PRESCHOOL MOD DEV DELAY	33,591	34,151
PRESCHOOL SEV DEV DELAY	33,591	34,910
-SUBTOTAL	2,975,168	2,914,350
GIFTED PROGRAMS	191,799	181,813
BILINGUAL ED	351,081	335,274
REMEDIAL ED	0	0
VOCATIONAL & TECH ED	0	0
CAREER ED	0	0
- SUBTOTAL	542,880	517,087
TOTAL (INCL IN MAINT & OPER)	3,518,048	3,431,437

DUPLICATED COUNTS FOR GIFTED PROG			
KDG	0	9	0
1	0	10	0
2	0	11	0
3	22	12	0
4	63		0
5	45	SUBTOTAL	
6	36	KDG - 12	166
7	0	ACTUAL EXPENDITURES	
8	0	K - 8	181,813
	0	9 - 12	0
SUBTOTAL	166	TOTAL	181,813

MISCELLANEOUS DATA as of 6/30/93		
BONDS OUTSTANDING		8,000,000
LAND & IMPROVEMENTS		2,379,724
BUILDING & IMPROVEMENTS		23,890,963
FURNITURE, EQUIP, VEHICLES		6,825,611
CONSTRUCTION IN PROGRESS		0
	TAX RATES	ASSESSED VALUATION
-- PRIMARY	2.3801	281,205,437
-- SECONDARY	2.4116	283,516,729
-- S R P		5,628,206

AVERAGE DAILY MEMBERSHIP	STATE AID ADM (RESIDENT)	ATTENDING ADM (RESIDENT)	ATTENDING ADM (NON RES)	TOTAL ATTENDING ADM
1990 - 1991				
ELEMENTARY	7,608,175	7,585,130	14,185	7,599,315
HIGH SCHOOL	0,000	0,000	0,000	0,000
-- TOTAL	7,608,175	7,585,130	14,186	7,599,316
1991 - 1992				
ELEMENTARY	7,999,870	7,978,080	18,105	7,996,185
HIGH SCHOOL	0,000	0,000	0,000	0,000
-- TOTAL	7,999,870	7,978,080	18,106	7,996,186
1992 - 1993				
ELEMENTARY	8,307,680	8,279,960	24,320	8,304,280
HIGH SCHOOL	0,000	0,000	0,000	0,000
-- TOTAL	8,307,680	8,279,960	24,320	8,304,280
ENROLLMENT 1992 - 1993				
		ORIGINAL ENTRIES		9,515
		TRANSFER STUDENTS		1,571
		TOTAL STUDENTS SERVED		11,086

STAFFING SUMMARY	NUMBER OF FTE'S	STUDENTS PER STAFF PERSON
CERTIFIED ---		
ADMNS	24	346.00
TEACHERS	440	18.90
OTHER	23	361.10
SUBTOTAL	487	17.10
CLASSIFIED ---		
MANAGERS	15	553.60
TEACH AIDS	70	118.60
OTHER	275	30.20
SUBTOTAL	360	23.10
TOTAL STAFF	847	9.80
TEACHER SALARIES		0



FINANCIAL DATA FUND DESCRIPTION	JULY 1, 1992			EXPENDITURES		JUNE 30, 1993 BALANCE
	FUND BALANCE	REVENUES	TRANSFERS	BUDGET	ACTUAL	
MAINTENANCE & OPER	(44,782)	821,899	0	753,484	753,389	23,748
CAPITAL OUTLAY	28,791	50,610	0	52,395	51,675	27,726
ADJACENT WAYS	0	0	0	0	0	0
DEBT SERVICE	0	0	0	0	0	0
SCHOOL PLANT	0	0	0	0	0	0
FEDERAL PROJECTS	872	47,724	6,560	58,268	50,745	4,211
STATE PROJECTS	0	0	0	0	0	0
FOOD SERVICES	4,559	3,271	0	23,000	30,203	5,627
AUXILIARY OPERATIONS	0	0	0	0	0	0
UNEMPLOYMENT INSUR	0	0	0	0	0	0
OTHER	3,884	68,727	0	0	64,043	8,568
TOTAL	(6,868)	1,020,231	6,560	887,147	960,066	69,880
NOT INCLUDED ABOVE						
BOND BUILDING	0	0	0	0	0	0
INTRGVMNTL AGRMNTS	0	0	0	0	0	0
INDIRECT COSTS	0	0	0	0	0	0

Fiscal Year 1992 - 1993 Annual Report for the Arizona Department of Education

DESCRIPTION OF REVENUES RECEIVED BY SOURCE	LOCAL	COUNTY	STATE	FEDERAL	TOTAL REVENUES
MAINTENANCE & OPERATION	821,112	462	324	0	821,898
CAPITAL OUTLAY	50,602	0	8	0	50,610
ADJACENT WAYS	0	0	0	0	0
DEBT SERVICE	0	0	0	0	0
OTHER: SEE DESCRIPTION PAGE 35	0	0	0	47,724	47,724
TOTAL BY SOURCE	871,714	462	332	47,724	920,232
PERCENTAGE OF TOTAL REVENUES	94.70	0.10	0.00	5.20	100.00

SPECIAL EDUCATION PROGRAM EXPENDITURES - DESCRIPTION	BUDGET	ACTUAL
EDUCABLE MENTALLY	0	0
SERIOUSLY EMOTIONALLY	0	0
SERIOUSLY EMOT - PRIVATE	0	0
HEARING	0	0
OTHER HEALTH IMPAIRED	0	0
MULTIPLE DISABILITIES	0	0
MULTIPLE (SSI)	0	0
PHYSICALLY	0	0
LEARNING DISABLED	47,355	46,328
SPEECH / LANGUAGE	7,500	8,297
TRAINABLE MENTALLY	0	0
VISUALLY	0	0
PRESCHOOL MOD DEV DELAY	0	0
PRESCHOOL SEV DEV DELAY	0	0
-SUBTOTAL	54,855	54,625
GIFTED PROGRAMS	0	0
BILINGUAL ED	0	0
REMEDIAL ED	0	0
VOCATIONAL & TECH ED	0	0
CAREER ED	0	0
- SUBTOTAL	0	0
TOTAL (INCL IN MAINT & OPER)	54,855	54,625

DUPLICATED COUNTS FOR GIFTED PROG			
KDG	0	9	0
1	0	10	0
2	2	11	0
3	1	12	0
4	1	SUBTOTAL	0
5	3	KDG - 12	8
6	0	ACTUAL EXPENDITURES	
7	0	K - 8	0
8	1	9 - 12	0
SUBTOTAL	8	TOTAL	0

MISCELLANEOUS DATA as of 6/30/93		
BONDS OUTSTANDING	0	
LAND & IMPROVEMENTS	200,000	
BUILDING & IMPROVEMENTS	2,944	
FURNITURE, EQUIP, VEHICLES	520,000	
CONSTRUCTION IN PROGRESS	0	
TAX RATES	ASSESSED VALUATION	
-- PRIMARY	2.4430	33,854,336
-- SECONDARY	0.0000	35,455,605
-- S.R.P.		1,151,314

AVERAGE DAILY MEMBERSHIP	STATE AID ADM (RESIDENT)	ATTENDING ADM (RESIDENT)	ATTENDING ADM (NON RES)	TOTAL ATTENDING ADM
1990 - 1991				
ELEMENTARY	100,490	100,490	0,000	100,490
HIGH SCHOOL	0,000	0,000	0,000	0,000
-- TOTAL	100,490	100,490	0,000	100,490
1991 - 1992				
ELEMENTARY	106,800	106,800	0,000	106,800
HIGH SCHOOL	0,000	0,000	0,000	0,000
-- TOTAL	106,800	106,800	0,000	106,800
1992 - 1993				
ELEMENTARY	113,754	115,470	0,000	115,470
HIGH SCHOOL	0,000	0,000	0,000	0,000
-- TOTAL	113,754	115,470	0,000	115,470
ENROLLMENT				
1992 - 1993				138
ORIGINAL ENTRIES				32
TRANSFER STUDENTS				170
TOTAL STUDENTS SERVED				170

STAFFING SUMMARY	NUMBER OF FTE'S	STUDENTS PER STAFF PERSON
CERTIFIED ---		
ADMINS	1	115.50
TEACHERS	9	12.80
OTHER	0	0.00
SUBTOTAL	10	11.50
CLASSIFIED ---		
MANAGERS	2	57.70
TEACH AIDS	5	23.10
OTHER	5	23.10
SUBTOTAL	12	9.60
TOTAL STAFF	22	5.20
TEACHER SALARIES		237,797



FINANCIAL DATA FUND DESCRIPTION	JULY 1, 1992			EXPENDITURES			JUNE 30, 1993
	FUND BALANCE	REVENUES	TRANSFERS	BUDGET	ACTUAL	BALANCE	
MAINTENANCE & OPER	574,249	7,731,242	2,882	8,392,907	8,276,154	32,019	
CAPITAL OUTLAY	(84,000)	534,052	0	422,053	421,605	18,438	
ADJACENT WAYS	93,310	13,287	0	90,000	19,211	87,388	
DEBT SERVICE	886,993	1,388,790	0	1,357,548	1,132,152	1,143,631	
SCHOOL PLANT	39,646	4,817	0	0	0	44,283	
FEDERAL PROJECTS	129,603	813,207	(18,285)	950,000	872,479	52,066	
STATE PROJECTS	27,111	162,372	(3,208)	380,000	159,287	26,988	
FOOD SERVICES	158,801	735,885	(14,428)	750,000	682,239	198,019	
AUXILIARY OPERATIONS	0	0	0	0	0	0	
UNEMPLOYMENT INSUR	371,122	27,646	0	150,000	11,880	386,888	
OTHER	23,856	32,222	0	54,000	20,341	35,737	
TOTAL	2,210,882	11,443,320	(33,219)	12,818,808	11,896,348	2,026,438	
NOT INCLUDED ABOVE							
BOND BUILDING	1,479,742	0	0	1,543,000	1,077,662	402,080	
INTRGOVMNTL AGRMNTS	11,305	9,563	0	50,000	2,781	18,087	
INDIRECT COSTS	9,181	561	35,839	35,000	26,033	19,548	

Fiscal Year 1992 - 1993 Annual Report for the Arizona Department of Education

DESCRIPTION OF REVENUES RECEIVED BY SOURCE	LOCAL	COUNTY	STATE	FEDERAL	TOTAL REVENUES
MAINTENANCE & OPERATION	939,855	619,509	6,171,878	0	7,731,242
CAPITAL OUTLAY	510,255	0	23,797	0	534,052
ADJACENT WAYS	13,287	0	0	0	13,287
DEBT SERVICE	1,388,790	0	0	0	1,388,790
OTHER: SEE DESCRIPTION PAGE 35	4,617	0	162,372	813,207	980,196
TOTAL BY SOURCE	2,856,804	619,509	6,358,047	813,207	10,647,567
PERCENTAGE OF TOTAL REVENUES	26.80	5.80	59.70	7.60	100.00

SPECIAL EDUCATION PROGRAM EXPENDITURES - DESCRIPTION	BUDGET	ACTUAL
EDUCABLE MENTALLY	48,362	32,382
SERIOUSLY EMOTIONALLY	62,000	39,642
SERIOUSLY EMOT - PRIVATE	15,000	962
HEARING	0	0
OTHER HEALTH IMPAIRED	0	4,215
MULTIPLE DISABILITIES	0	1,347
MULTIPLE (SSI)	40,500	102,129
PHYSICALLY	0	0
LEARNING DISABLED	785,920	685,106
SPEECH / LANGUAGE	38,000	75,940
TRAINABLE MENTALLY	36,500	32,780
VISUALLY	0	161
PRESCHOOL MOD DEV DELAY	9,200	18,901
PRESCHOOL SEV DEV DELAY	8,500	3,490
-SUBTOTAL	1,028,982	997,064
GIFTED PROGRAMS	35,000	2,486
BILINGUAL ED	300,000	277,228
REMEDIAL ED	0	0
VOCATIONAL & TECH ED	0	0
CAREER ED	0	0
- SUBTOTAL	335,000	279,714
TOTAL (INCL IN MAINT & OPER)	1,363,982	1,276,768

DUPLICATED COUNTS FOR GIFTED PROG			
KDG	5	9	0
1	12	10	0
2	20	11	0
3	20	12	0
4	26	SUBTOTAL	
5	25	KDG - 12	156
6	20	ACTUAL EXPENDITURES	
7	17	K - 8	2,486
8	11	9 - 12	0
SUBTOTAL	156	TOTAL	2,486

MISCELLANEOUS DATA as of 6/30/93	
BONDS OUTSTANDING	5,155,000
LAND & IMPROVEMENTS	301,098
BUILDING & IMPROVEMENTS	11,762,347
FURNITURE, EQUIP, VEHICLES	2,355,165
CONSTRUCTION IN PROGRESS	0
TAX RATES	ASSESSED VALUATION
-- PRIMARY 2.2903	61,019,124
-- SECONDARY 2.0105	63,406,929
-- S.R.P.	460,407

AVERAGE DAILY MEMBERSHIP	STATE AID ADM (RESIDENT)	ATTENDING ADM (RESIDENT)	ATTENDING ADM (NON RES)	TOTAL ATTENDING ADM
1990 - 1991				
ELEMENTARY	2,467,309	2,471,175	0,000	2,471,175
HIGH SCHOOL	0,000	0,000	0,000	0,000
-- TOTAL	2,467,309	2,471,175	0,000	2,471,175
1991 - 1992				
ELEMENTARY	2,454,229	2,465,170	0,000	2,465,170
HIGH SCHOOL	0,000	0,000	0,000	0,000
-- TOTAL	2,454,229	2,465,170	0,000	2,465,170
1992 - 1993				
ELEMENTARY	2,530,170	2,524,510	0,000	2,524,510
HIGH SCHOOL	0,000	0,000	0,000	0,000
-- TOTAL	2,530,170	2,524,510	0,000	2,524,510
ENROLLMENT 1992 - 1993				
	ORIGINAL ENTRIES			2,783
	TRANSFER STUDENTS			315
	TOTAL STUDENTS SERVED			3,098

STAFFING SUMMARY	NUMBER OF FTE'S	STUDENTS PER STAFF PERSON
CERTIFIED ---		
ADMINS	11	229.50
TEACHERS	133	19.00
OTHER	9	280.50
SUBTOTAL	153	16.50
CLASSIFIED ---		
MANAGERS	2	1,262.70
TEACH AIDS	56	45.10
OTHER	74	34.10
SUBTOTAL	132	19.10
TOTAL STAFF	285	8.90
TEACHER SALARIES		3,920,281

FINANCIAL DATA FUND DESCRIPTION	JULY 1, 1992			EXPENDITURES		JUNE 30, 1993
	FUND BALANCE	REVENUES	TRANSFERS	BUDGET	ACTUAL	BALANCE
MAINTENANCE & OPER	566,314	7,395,884	8,681	7,833,389	7,420,720	550,159
CAPITAL OUTLAY	590,883	761,495	0	895,340	847,114	505,264
ADJACENT WAYS	18,181	4,578	0	0	0	22,769
DEBT SERVICE	0	0	0	0	0	0
SCHOOL PLANT	0	0	0	0	0	0
FEDERAL PROJECTS	42,929	192,297	0	231,000	199,724	35,527
STATE PROJECTS	142,457	175,295	0	185,000	171,253	146,499
FOOD SERVICES	234,403	790,560	0	900,000	727,884	297,099
AUXILIARY OPERATIONS	0	0	0	0	0	0
UNEMPLOYMENT INSUR	110,966	7,785	(10,000)	20,000	10,713	98,038
OTHER	102,075	138,708	0	305,000	142,465	98,318
TOTAL	1,808,218	9,466,622	(1,319)	10,369,729	9,619,673	1,763,648
NOT INCLUDED ABOVE						
BOND BUILDING	0	0	0	0	0	0
INTRGVMNLT AGRMNTS	0	0	0	0	0	0
INDIRECT COSTS	0	0	0	0	0	0

Fiscal Year 1992 - 1993 Annual Report for the Arizona Department of Education

DESCRIPTION OF REVENUES RECEIVED BY SOURCE	LOCAL	COUNTY	STATE	FEDERAL	TOTAL REVENUES
MAINTENANCE & OPERATION	3,803,540	224,329	3,368,015	0	7,395,884
CAPITAL OUTLAY	738,885	0	22,610	0	761,495
ADJACENT WAYS	4,560	0	18	0	4,578
DEBT SERVICE	0	0	0	0	0
OTHER: SEE DESCRIPTION PAGE 35	0	0	175,295	192,297	367,592
TOTAL BY SOURCE	4,546,985	224,329	3,566,938	192,297	8,529,549
PERCENTAGE OF TOTAL REVENUES	53.30	2.60	41.80	2.30	100.00

SPECIAL EDUCATION PROGRAM EXPENDITURES - DESCRIPTION	BUDGET	ACTUAL
EDUCABLE MENTALLY	107,511	201,396
SERIOUSLY EMOTIONALLY	86,727	74,634
SERIOUSLY EMOT - PRIVATE	0	41,521
HEARING	3,000	4,016
OTHER HEALTH IMPAIRED	0	0
MULTIPLE DISABILITIES	65,924	167,854
MULTIPLE (SSI)	0	0
PHYSICALLY	0	0
LEARNING DISABLED	603,078	295,564
SPEECH / LANGUAGE	75,686	125,980
TRAINABLE MENTALLY	66,459	31,302
VISUALLY	0	13,323
PRESCHOOL MOD DEV DELAY	0	5,472
PRESCHOOL SEV DEV DELAY	0	18,626
-SUBTOTAL	1,073,641	979,688
GIFTED PROGRAMS	51,884	54,455
BILINGUAL ED	211,680	259,343
REMEDIATION ED	0	0
VOCATIONAL & TECH ED	0	0
CAREER ED	0	0
- SUBTOTAL	263,564	313,798
TOTAL (INCL IN MAINT & OPER)	1,337,206	1,293,486

DUPLICATED COUNTS FOR GIFTED PROG		
KDG	0	9
1	0	10
2	0	11
3	11	12
4	22	SUBTOTAL
5	36	KDG - 12
6	19	135
7	20	ACTUAL EXPENDITURES
8	27	K - 8
SUBTOTAL	135	54,455
		9 - 12
		0
		TOTAL
		54,455

MISCELLANEOUS DATA as of 6/30/93	
BONDS OUTSTANDING	0
LAND & IMPROVEMENTS	936,896
BUILDING & IMPROVEMENTS	3,763,773
FURNITURE, EQUIP, VEHICLES	1,701,085
CONSTRUCTION IN PROGRESS	0
TAX RATES	ASSESSED VALUATION
-- PRIMARY 2.414	161,354,255
-- SECONDARY .4077	162,419,837
-- S R P	5,025,227

AVERAGE DAILY MEMBERSHIP	STATE AID ADM (RESIDENT)	ATTENDING ADM (RESIDENT)	ATTENDING ADM (NON RES)	TOTAL ATTENDING ADM
1990 - 1991				
ELEMENTARY	2,120,410	2,118,410	0,000	2,118,410
HIGH SCHOOL	0,000	0,000	0,000	0,000
- TOTAL	2,120,410	2,118,410	0,000	2,118,410
1991 - 1992				
ELEMENTARY	2,248,520	2,248,520	0,000	2,248,520
HIGH SCHOOL	0,000	0,000	0,000	0,000
-- TOTAL	2,248,520	2,248,520	0,000	2,248,520
1992 - 1993				
ELEMENTARY	2,277,707	2,275,050	0,000	2,275,050
HIGH SCHOOL	0,000	0,000	0,000	0,000
-- TOTAL	2,277,707	2,275,050	0,000	2,275,050
ENROLLMENT 1992 - 1993	ORIGINAL ENROLLMENT	TRANSFER STUDENTS	TOTAL STUDENTS SERVED	
	2,634	501	3,135	

STAFFING SUMMARY	NUMBER OF FTE'S	STUDENTS PER STAFF PERSON
CERTIFIED ---		
ADMNS	8	284.40
TEACHERS	125	18.20
OTHER	10	227.50
SUBTOTAL	143	15.90
CLASSIFIED ---		
MANAGERS	6	379.20
TEACH AIDS	31	73.40
OTHER	55	41.40
SUBTOTAL	92	24.70
TOTAL STAFF	235	9.70
TEACHER SALARIES		0



FINANCIAL DATA FUND DESCRIPTION	JULY 1, 1992			EXPENDITURES			JUNE 30, 1993
	FUND BALANCE	REVENUES	TRANSFERS	BUDGET	ACTUAL	BALANCE	
MAINTENANCE & OPER	231,119	3,007,845	0	3,262,058	3,106,587	132,377	
CAPITAL OUTLAY	407,395	222,425	0	239,000	188,767	441,053	
ADJACENT WAYS	0	0	0	0	0	0	
DEBT SERVICE	272,787	335,483	0	334,228	328,544	279,726	
SCHOOL PLANT	0	0	0	0	0	0	
FEDERAL PROJECTS	28,430	712,832	0	905,120	697,989	43,273	
STATE PROJECTS	12,282	57,495	0	79,000	63,254	6,523	
FOOD SERVICES	42,999	157,268	0	260,000	153,477	46,720	
AUXILIARY OPERATIONS	0	0	0	2,500	0	0	
UNEMPLOYMENT INSUR	0	0	0	0	0	0	
OTHER	9,211	1,455	0	5,300	423	10,243	
TOTAL	1,004,223	4,494,803	0	6,087,206	4,839,041	969,986	
NOT INCLUDED ABOVE							
BOND BUILDING	0	0	0	0	0	0	
INTRGVMNTL AGRMNTS	0	154,358	0	149,500	154,358	0	
INDIRECT COSTS	0	0	0	0	0	0	

Fiscal Year 1992 - 1993 Annual Report for the Arizona Department of Education

DESCRIPTION OF REVENUES RECEIVED BY SOURCE	LOCAL	COUNTY	STATE	FEDERAL	TOTAL REVENUES
MAINTENANCE & OPERATION	477,400	239,119	2,291,326	0	3,007,845
CAPITAL OUTLAY	192,679	0	29,746	0	222,425
ADJACENT WAYS	0	0	0	0	0
DEBT SERVICE	335,483	0	0	0	335,483
OTHER: SEE DESCRIPTION PAGE 35	0	0	57,495	712,832	770,327
TOTAL BY SOURCE	1,005,562	239,119	2,378,567	712,832	4,336,080
PERCENTAGE OF TOTAL REVENUES	23.20	5.50	54.90	16.40	100.00

SPECIAL EDUCATION PROGRAM EXPENDITURES - DESCRIPTION	BUDGET	ACTUAL
EDUCABLE MENTALLY	17,008	15,354
SERIOUSLY EMOTIONALLY	2,126	1,954
SERIOUSLY EMOT - PRIVATE	0	0
HEARING	0	0
OTHER HEALTH IMPAIRED	0	0
MULTIPLE DISABILITIES	36,568	33,500
MULTIPLE (SSI)	0	0
PHYSICALLY	0	0
LEARNING DISABLED	187,390	164,892
SPEECH / LANGUAGE	32,372	35,549
TRAINABLE MENTALLY	7,490	6,979
VISUALLY	0	0
PRESCHOOL MOD DEV DELAY	18,580	17,029
PRESCHOOL SEV DEV DELAY	0	0
-SUBTOTAL	378	279,165
GIFTED PROGRAMS	0	0
BILINGUAL ED	0	0
REMEDIAL ED	0	0
VOCATIONAL & TECH ED	0	0
CAREER ED	0	0
- SUBTOTAL	0	0
TOTAL (INCL IN MAINT & OPER)	305,786	279,165

DUPLICATED COUNTS FOR GIFTED PROG			
KDG	0	9	0
1	0	10	0
2	0	11	0
3	0	12	0
4	4	SUBTOTAL	0
5	9	KDG - 12	37
6	7	ACTUAL EXPENDITURES	
7	10	K - 8	22,293
8	7	9 - 12	0
SUBTOTAL	37	TOTAL	22,293

MISCELLANEOUS DATA as of 6/30/93		
BONDS OUTSTANDING	1,440,000	
LAND & IMPROVEMENTS	272,246	
BUILDING & IMPROVEMENTS	3,568,025	
FURNITURE, EQUIP, VEHICLES	830,384	
CONSTRUCTION IN PROGRESS	0	
TAX RATES	ASSESSED VALUATION	
-- PRIMARY	2.0479	33,593,829
-- SECONDARY	.9804	34,563,092
-- S.R.P.		758,618

AVERAGE DAILY MEMBERSHIP	STATE AID ADM (RESIDENT)	ATTENDING ADM (RESIDENT)	ATTENDING ADM (NON RES)	TOTAL ATTENDING ADM
1990 - 1991				
ELEMENTARY	967,575	965,825	0,000	965,825
HIGH SCHOOL	0,000	0,000	0,000	0,000
-- TOTAL	967,575	965,825	0,000	965,825
1991 - 1992				
ELEMENTARY	963,850	963,850	0,000	963,850
HIGH SCHOOL	0,000	0,000	0,000	0,000
-- TOTAL	963,850	963,850	0,000	963,850
1992 - 1993				
ELEMENTARY	939,260	939,260	0,000	939,260
HIGH SCHOOL	0,000	0,000	0,000	0,000
-- TOTAL	939,260	939,260	0,000	939,260
ENROLLMENT 1992 - 1993				
ORIGINAL ENTRIES				1,101
TRANSFER STUDENTS				112
TOTAL STUDENTS SERVED				1,213

STAFFING SUMMARY	NUMBER OF FTE'S	STUDENTS PER STAFF PERSON
CERTIFIED ---		
ADMINS	4	234.80
TEACHERS	46	20.40
OTHER	4	234.80
SUBTOTAL	54	17.40
CLASSIFIED ---		
MANAGERS	4	234.80
TEACH AIDS	5	187.90
OTHER	23	40.80
SUBTOTAL	32	29.40
TOTAL STAFF	86	10.90
TEACHER SALARIES		1,462,541

FINANCIAL DATA FUND DESCRIPTION	JULY 1, 1992			EXPENDITURES			JUNE 30, 1993
	FUND BALANCE	REVENUES	TRANSFERS	BUDGET	ACTUAL	BALANCE	
MAINTENANCE & OPER	(24,299)	3,153,258	0	3,279,994	3,288,123	(159,164)	
CAPITAL OUTLAY	258,014	278,978	0	268,635	189,844	347,148	
ADJACENT WAYS	9,361	1,837	0	8,000	0	11,198	
DEBT SERVICE	369,822	483,870	0	444,713	468,100	385,592	
SCHOOL PLANT	11,014	830	0	8,800	0	11,844	
FEDERAL PROJECTS	30,081	172,251	0	196,639	150,101	52,231	
STATE PROJECTS	2,139	117,311	0	127,825	102,875	16,575	
FOOD SERVICES	1,423	110,862	0	135,000	100,898	11,187	
AUXILIARY OPERATIONS	(210)	2,419	0	100,000	1,422	787	
UNEMPLOYMENT INSUR	0	0	0	0	0	0	
OTHER	1,384,893	113,380	(595,496)	87,500	332,168	570,409	
TOTAL	2,042,038	4,434,796	(595,496)	4,637,106	4,633,631	1,247,807	
NOT INCLUDED ABOVE							
BOND BUILDING	1,208,394	0	(595,496)	1,600,776	239,078	373,820	
INTRGVMNTL AGRMNTS	0	10,085	0	0	8,300	1,785	
INDIRECT COSTS	159	12	0	0	0	171	

Fiscal Year 1992 - 1993 Annual Report for the Arizona Department of Education

DESCRIPTION OF REVENUES RECEIVED BY SOURCE	LOCAL	COUNTY	STATE	FEDERAL	TOTAL REVENUES
MAINTENANCE & OPERATION	3,056,742	(7,299)	103,815	0	3,153,258
CAPITAL OUTLAY	270,211	0	8,767	0	278,978
ADJACENT WAYS	1,817	0	20	0	1,837
DEBT SERVICE	483,870	0	0	0	483,870
OTHER: SEE DESCRIPTION PAGE 35	830	0	117,311	172,251	290,392
TOTAL BY SOURCE	3,813,470	(7,299)	229,913	172,251	4,208,335
PERCENTAGE OF TOTAL REVENUES	90.60	0.20	5.50	4.10	100.00

SPECIAL EDUCATION PROGRAM EXPENDITURES - DESCRIPTION	BUDGET	ACTUAL
EDUCABLE MENTALLY	64,574	64,574
SERIOUSLY EMOTIONALLY	0	0
SERIOUSLY EMOT - PRIVATE	0	0
HEARING	0	0
OTHER HEALTH IMPAIRED	0	0
MULTIPLE DISABILITIES	0	0
MULTIPLE (SSI)	0	0
PHYSICALLY	0	0
LEARNING DISABLED	85,209	85,209
SPEECH / LANGUAGE	11,425	11,425
TRAINABLE MENTALLY	30,000	14,800
VISUALLY	0	0
PRESCHOOL MOD DEV DELAY	0	0
PRESCHOOL SEV DEV DELAY	0	0
-SUBTOTAL	191,208	178,008
GIFTED PROGRAMS	500	8,917
BILINGUAL ED	1,200	1,200
REMEDIATION ED	2,211	2,211
VOCATIONAL & TECH ED	317,711	309,612
CAREER ED	0	0
-SUBTOTAL	321,622	321,940
TOTAL (INCL IN MAINT & OPER)	512,830	499,948

DUPLICATED COUNTS FOR GIFTED PROG			
KDG	0	9	9
1	0	10	6
2	0	11	10
3	0	12	9
4	0		
5	0	SUBTOTAL	34
6	0	KDG - 12	34
7	0	ACTUAL EXPENDITURES	
8	0	K - 8	0
	0	9 - 12	8,917
SUBTOTAL	0	TOTAL	8,917

MISCELLANEOUS DATA as of 6/30/93		
BONDS OUTSTANDING		3,971,324
LAND & IMPROVEMENTS		0
BUILDING & IMPROVEMENTS		0
FURNITURE, EQUIP, VEHICLES		0
CONSTRUCTION IN PROGRESS		0
	TAX RATES	ASSESSED VALUATION
-- PRIMARY	2.1808	119,897,053
-- SECONDARY	5166	127,640,825
-- S.R.P.		3,734,660

AVERAGE DAILY MEMBERSHIP	STATE AID ADM (RESIDENT)	ATTENDING ADM (RESIDENT)	ATTENDING ADM (NON RES)	TOTAL ATTENDING ADM
1990 - 1991				
ELEMENTARY	0.000	0.000	0.000	0.000
HIGH SCHOOL	693.000	692.000	54.780	746.780
-- TOTAL	693.000	692.000	54.780	746.780
1991 - 1992				
ELEMENTARY	0.000	0.000	0.000	0.000
HIGH SCHOOL	687.680	686.120	63.740	749.860
-- TOTAL	687.680	686.120	63.740	749.860
1992 - 1993				
ELEMENTARY	0.000	0.000	0.000	0.000
HIGH SCHOOL	728.470	726.830	77.780	804.610
-- TOTAL	728.470	726.830	77.780	804.610
ENROLLMENT 1992 - 1993				859
				37
				896
	ORIGIN'L ENTRIES			
	TRANSF. STUENTS			
	TOTAL STUDENTS SERVED			

STAFFING SUMMARY	NUMBER OF FTE'S	STUDENTS PER STAFF PERSON
CERTIFIED ---		
ADMINS	2	402.30
TEACHERS	37	21.70
OTHER	4	201.20
SUBTOTAL	43	18.70
CLASSIFIED ---		
MANAGERS	4	201.20
TEACH AIDS	3	268.20
OTHER	28	28.70
SUBTOTAL	35	23.00
TOTAL STAFF	78	10.30
TEACHER SALARIES		1,182,194

FINANCIAL DATA FUND DESCRIPTION	JULY 1, 1992			EXPENDITURES		JUNE 30, 1993 BALANCE
	FUND BALANCE	REVENUES	TRANSFERS	BUDGET	ACTUAL	
MAINTENANCE & OPER	2,257,038	48,810,161	58	45,053,022	45,007,137	3,860,118
CAPITAL OUTLAY	(2,106,660)	5,403,106	0	7,566,505	7,566,493	(4,270,047)
ADJACENT WAYS	(74,430)	286,906	0	325,000	323,069	(110,593)
DEBT SERVICE	0	24	0	0	0	24
SCHOOL PLANT	0	0	0	0	0	0
FEDERAL PROJECTS	318,336	1,549,818	0	1,562,998	1,626,694	241,460
STATE PROJECTS	10,773	61,118	0	196,823	64,732	7,119
FOOD SERVICES	587,212	3,320,135	0	3,304,116	3,197,973	709,374
AUXILIARY OPERATIONS	0	0	0	0	0	0
UNEMPLOYMENT INSUR	821,600	61,744	0	840,000	6,459	876,885
OTHER	204,111	261,692	0	130,500	241,951	223,852
TOTAL	2,017,980	67,664,704	66	68,978,964	68,034,508	1,638,232
NOT INCLUDED ABOVE						
BOND BUILDING	0	0	0	0	0	0
INTRGVMNTL AGRMNTS	0	4,498	0	25,000	4,481	17
INDIRECT COSTS	0	19,737	0	25,000	20,037	(300)

Fiscal Year 1992 - 1993 Annual Report for the Arizona Department of Education

DESCRIPTION OF REVENUES RECEIVED BY SOURCE	LOCAL	COUNTY	STATE	FEDERAL	TOTAL REVENUES
MAINTENANCE & OPERATION	4,519,251	4,947,329	37,142,485	1,096	46,610,161
CAPITAL OUTLAY	4,603,696	0	799,410	0	5,403,106
ADJACENT WAYS	286,841	0	65	0	286,906
DEBT SERVICE	24	0	0	0	24
OTHER: SEE DESCRIPTION PAGE 35	0	0	61,118	1,549,818	1,610,936
TOTAL BY SOURCE	9,409,812	4,947,329	38,003,078	1,550,914	63,911,133
PERCENTAGE OF TOTAL REVENUES	17.50	9.20	70.50	2.90	100.00

SPECIAL EDUCATION PROGRAM EXPENDITURES - DESCRIPTION	BUDGET	ACTUAL
EDUCABLE MENTALLY	455,171	97,337
SERIOUSLY EMOTIONALLY	466,371	499,032
SERIOUSLY EMOT - PRIVATE	0	0
HEARING	56,450	50,304
OTHER HEALTH IMPAIRED	15,279	0
MULTIPLE DISABILITIES	188,921	114,030
MULTIPLE (SSI)	0	0
PHYSICALLY	0	0
LEARNING DISABLED	2,905,010	3,509,308
SPEECH / LANGUAGE	732,876	681,706
TRAINABLE MENTALLY	539,571	512,948
VISUALLY	64,176	55,353
PRESCHOOL MOD DEV DELAY	0	0
PRESCHOOL SEV DEV DELAY	0	0
-SUBTOTAL	6,433,640	5,520,018
GIFTED PROGRAMS	317,642	227,825
BILINGUAL ED	0	0
REMEDIATION ED	0	0
VOCATIONAL & TECH ED	0	0
CAREER ED	0	0
- SUBTOTAL	317,642	227,825
TOTAL (INCL IN MAINT & OPER)	6,751,282	5,747,843

DUPLICATED COUNTS FOR GIFTED PROG			
KDG	0	9	0
1	0	10	0
2	0	11	0
3	63	12	0
4	55		
5	91	SUBTOTAL	0
6	79	KDG - 12	288
7	0	ACTUAL EXPENDITURES	
8	0	K - 8	227,825
	0	9 - 12	0
SUBTOTAL	288	TOTAL	227,825

MISCELLANEOUS DATA as of 6/30/93		
BONDS OUTSTANDING	0	
LAND & IMPROVEMENTS	6,082,243	
BUILDING & IMPROVEMENTS	44,478,142	
FURNITURE, EQUIP, VEHICLES	8,288,223	
CONSTRUCTION IN PROGRESS	347,219	
TAX RATES	ASSESSED VALUATION	
-- PRIMARY	3 2275	193,352,844
-- SECONDARY	2 0447	195,107,161
-- S R P		6,312,838

AVERAGE DAILY MEMBERSHIP	STATE AID ADM (RESIDENT)	ATTENDING ADM (RESIDENT)	ATTENDING ADM (NON RES)	TOTAL ATTENDING ADM
1990 - 1991				
ELEMENTARY	13,592,825	13,575,315	19,140	13,594,455
HIGH SCHOOL	0 000	0 000	0 000	0 000
-- TOTAL	13,592,825	13,575,315	19,140	13,594,455
1991 - 1992				
ELEMENTARY	13,822,850	13,802,820	49,355	13,852,175
HIGH SCHOOL	0 000	0 000	0 000	0 000
-- TOTAL	13,822,850	13,802,820	49,355	13,852,175
1992 - 1993				
ELEMENTARY	14,139,666	14,146,685	26,800	14,173,485
HIGH SCHOOL	0 000	0 000	0 000	0 000
-- TOTAL	14,139,666	14,146,685	26,800	14,173,485
ENROLLMENT				
1992 - 1993		ORIGINAL ENTRIES		16,115
		TRANSFER STUDENTS		1,630
		TOTAL STUDENTS SERVED		17,745

STAFFING SUMMARY	NUMBER OF FTE'S	STUDENTS PER STAFF PERSON
CERTIFIED ---		
ADMNS	45	315 00
TEACHERS	727	19 50
OTHER	30	472 40
SUBTOTAL	802	17 70
CLASSIFIED ---		
MANAGERS	24	590 60
TEACH AIDS	110	128 80
OTHER	341	41 60
SUBTOTAL	475	29 80
TOTAL STAFF	1,277	11 10
TEACHER SALARIES		19,909,805



FINANCIAL DATA FUND DESCRIPTION	JULY 1, 1992			EXPENDITURES			JUNE 30, 1993
	FUND BALANCE	REVENUES	TRANSFERS	BUDGET	ACTUAL	BALANCE	
MAINTENANCE & OPER	(220,898)	8,551,207	0	6,452,079	6,431,218	(100,909)	
CAPITAL OUTLAY	4,722	615,896	0	283,353	277,624	342,994	
ADJACENT WAYS	505,363	35,723	0	500,000	0	541,078	
DEBT SERVICE	1,683,900	2,714,281	0	3,805,304	3,805,304	792,877	
SCHOOL PLANT	0	0	0	0	0	0	
FEDERAL PROJECTS	23,470	188,552	0	275,500	196,071	15,951	
STATE PROJECTS	2,742	35,641	0	99,000	38,182	201	
FOOD SERVICES	68,827	282,475	0	285,000	283,558	67,744	
AUXILIARY OPERATIONS	1,411	11,689	0	93,000	12,557	543	
UNEMPLOYMENT INSUR	251	19	0	500	0	270	
OTHER	84,776	437,297	0	541,000	439,410	82,663	
TOTAL	2,164,664	10,862,780	0	12,114,736	11,273,924	1,743,410	
NOT INCLUDED ABOVE							
BOND BUILDING	1,007,084	8,000,000	0	8,000,000	2,812,808	6,194,276	
INTRGVMNTL AGRMNTS	121	0	0	4,000	0	121	
INDIRECT COSTS	0	0	0	3,000	0	0	

Fiscal Year 1992 - 1993 Annual Report for the Arizona Department of Education

DESCRIPTION OF REVENUES RECEIVED BY SOURCE	LOCAL	COUNTY	STATE	FEDERAL	TOTAL REVENUES
MAINTENANCE & OPERATION	5,580,050	(6,756)	977,913	0	6,551,207
CAPITAL OUTLAY	573,076	0	42,820	0	615,896
ADJACENT WAYS	16,717	0	0	0	16,717
DEBT SERVICE	2,714,281	0	0	0	2,714,281
OTHER: SEE DESCRIPTION PAGE 35	0	0	35,641	188,552	224,193
TOTAL BY SOURCE	8,884,124	(6,756)	1,056,374	188,552	10,122,294
PERCENTAGE OF TOTAL REVENUES	87.80	0.10	10.40	1.90	100.00

SPECIAL EDUCATION PROGRAM EXPENDITURES - DESCRIPTION	BUDGET	ACTUAL
EDUCABLE MENTALLY	17,665	17,665
SERIOUSLY EMOTIONALLY	47,270	44,270
SERIOUSLY EMOT - PRIVATE	150	0
HEARING	3,500	3,500
OTHER HEALTH IMPAIRED	15,460	15,460
MULTIPLE DISABILITIES	15,785	14,685
MULTIPLE (SSI)	15,895	15,895
PHYSICALLY	0	0
LEARNING DISABLED	147,143	146,143
SPEECH / LANGUAGE	54,450	54,450
TRAINABLE MENTALLY	47,400	47,400
VISUALLY	15,985	15,909
PRESCHOOL MOD DEV DELAY	10,700	10,700
PRESCHOOL SEV DEV DELAY	30,000	30,000
-SUBTOTAL	466,696	461,370
GIFTED PROGRAMS	50,893	50,893
BILINGUAL ED	28,256	28,256
REMEDIAL ED	0	0
VOCATIONAL & TECH ED	0	0
CAREER ED	0	0
- SUBTOTAL	79,149	79,149
TOTAL (INCL IN MAINT & OPER)	545,845	540,519

DUPLICATED COUNTS FOR GIFTED PROG			
KDG	0	9	30
1	2	10	28
2	8	11	28
3	32	12	26
4	35	SUBTOTAL	112
5	40	KDG - 12	332
6	28	ACTUAL EXPENDITURES:	
7	32	K - 8	48,893
8	23	9 - 12	2,000
SUBTOTAL	220	TOTAL	50,893

MISCELLANEOUS DATA as of 6/30/93	
BONDS OUTSTANDING	19,200,000
LAND & IMPROVEMENTS	3,027,305
BUILDING & IMPROVEMENTS	18,939,649
FURNITURE, EQUIP, VEHICLES	3,817,670
CONSTRUCTION IN PROGRESS	1,643,006
TAX RATES	ASSESSED VALUATION
-- PRIMARY 4.0257	175,679,190
-- SECONDARY 1.3970	183,373,290
-- SRP.	0

AVERAGE DAILY MEMBERSHIP	STATE AID ADM (RESIDENT)	ATTENDING ADM (RESIDENT)	ATTENDING ADM (NON RES)	TOTAL ATTENDING ADM
1990 - 1991				
ELEMENTARY	1,069,745	1,069,745	0,000	1,069,745
HIGH SCHOOL	455,790	455,790	600	456,390
-- TOTAL	1,525,535	1,525,535	.600	1,526,135
1991 - 1992				
ELEMENTARY	1,130,060	1,130,060	0,000	1,130,060
HIGH SCHOOL	465,400	465,400	0,000	465,400
-- TOTAL	1,595,460	1,595,460	0.000	1,595,460
1992 - 1993				
ELEMENTARY	1,232,305	1,232,305	1,600	1,233,905
HIGH SCHOOL	495,750	495,750	0,000	495,750
-- TOTAL	1,728,055	1,728,055	1,600	1,729,655
ENROLLMENT	ORIGINAL ENTRIES			1,975
1992 - 1993	TRANSFER STUDENTS			61
	TOTAL STUDENTS SERVED			2,036

STAFFING SUMMARY	NUMBER OF FTE'S	STUDENTS PER STAFF PERSON
CERTIFIED ---		
ADMINS	5	345.90
TEACHERS	93	18.60
OTHER	7	247.10
SUBTOTAL	105	16.50
CLASSIFIED ---		
MANAGERS	8	216.00
TEACH AIDS	10	173.00
OTHER	54	37.00
SUBTOTAL	72	24.00
TOTAL STAFF	177	9.80
TEACHER SALARIES		2,916,400

FINANCIAL DATA FUND DESCRIPTION	JULY 1, 1992			EXPENDITURES		JUNE 30, 1993
	FUND BALANCE	REVENUES	TRANSFERS	BUDGET	ACTUAL	BALANCE
MAINTENANCE & OPER	252,459	41,439,626	18,114	41,595,404	41,348,801	361,398
CAPITAL OUTLAY	175,448	2,235,438	0	2,487,247	2,172,731	238,153
ADJACENT WAYS	584,548	217,228	0	600,000	338,827	462,949
DEBT SERVICE	1,504,519	8,844,274	0	9,388,570	9,285,638	1,083,155
SCHOOL PLANT	0	0	0	0	0	0
FEDERAL PROJECTS	363,406	1,781,727	(42,803)	1,939,438	1,755,255	347,165
STATE PROJECTS	15,839	48,381	0	68,507	48,817	15,603
FOOD SERVICES	540,998	2,694,140	(180,000)	2,490,149	2,465,905	589,233
AUXILIARY OPERATIONS	47,268	133,828	0	88,900	128,470	52,824
UNEMPLOYMENT INSUR	77,098	5,153	0	15,000	24,991	57,280
OTHER	311,742	378,221	(14,000)	374,686	382,653	293,310
TOTAL	3,873,418	87,778,012	(-18,689)	64,047,901	67,931,888	3,500,860
NOT INCLUDED ABOVE						
BOND BUILDING	13,478,027	0	0	8,771,728	8,429,788	5,048,239
INTRGOVMTL AGRMNTS	28,583	5,731	(4,113)	20,000	29,059	1,142
INDIRECT COSTS	297,984	0	240,547	105,000	119,505	419,026

Fiscal Year 1992 - 1993 Annual Report for the Arizona Department of Education

DESCRIPTION OF REVENUES RECEIVED BY SOURCE	LOCAL	COUNTY	STATE	FEDERAL	TOTAL REVENUES
MAINTENANCE & OPERATION	15,467,273	2,866,807	23,007,451	98,095	41,439,626
CAPITAL OUTLAY	1,936,321	0	299,115	0	2,235,436
ADJACENT WAYS	216,586	0	642	0	217,228
DEBT SERVICE	8,841,949	0	2,325	0	8,844,274
OTHER: SEE DESCRIPTION PAGE 35	0	0	48,381	1,781,727	1,830,108
TOTAL BY SOURCE	26,462,129	2,866,807	23,357,914	1,879,822	54,566,672
PERCENTAGE OF TOTAL REVENUES	48.50	5.30	42.80	3.40	100.00

SPECIAL EDUCATION PROGRAM EXPENDITURES - DESCRIPTION	BUDGET	ACTUAL
EDUCABLE MENTALLY	345,589	355,364
SERIOUSLY EMOTIONALLY	247,768	244,706
SERIOUSLY EMOT - PRIVATE	60,000	42,838
HEARING	3,743	3,822
OTHER HEALTH IMPAIRED	0	0
MULTIPLE DISABILITIES	112,173	137,506
MULTIPLE (SSI)	186,530	160,092
PHYSICALLY	0	0
LEARNING DISABLED	1,381,624	1,403,667
SPEECH / LANGUAGE	336,103	344,428
TRAINABLE MENTALLY	178,694	184,375
VISUALLY	78,326	80,152
PRESCHOOL MOD DEV DELAY	14,845	19,689
PRESCHOOL SEV DEV DELAY	19,546	12,656
-SUBTOTAL	2,967,436	2,991,511
GIFTED PROGRAMS	638,894	627,490
BILINGUAL ED	642,265	626,362
REMEDIAL ED	0	0
VOCATIONAL & TECH ED	754,896	712,594
CAREER ED	0	0
- SUBTOTAL	2,036,055	1,966,441
TOTAL (INCL IN MAINT & OPER)	5,003,491	4,957,956

DUPLICATED COUNTS FOR GIFTED PROG			
KDG	17	9	0
1	37	10	0
2	40	11	0
3	201	12	0
4	325	SUBTOTAL	
5	291	KDG - 12	1,191
6	280	ACTUAL EXPENDITURES	
7	0	K - 8	576,681
8	0	9 - 12	50,809
SUBTOTAL	1,191	TOTAL	627,490

MISCELLANEOUS DATA as of 6/30/93	
BONDS OUTSTANDING	83,425,000
LAND & IMPROVEMENTS	14,763,960
BUILDING & IMPROVEMENTS	82,827,950
FURNITURE, EQUIP, VEHICLES	15,549,840
CONSTRUCTION IN PROGRESS	5,459,890
TAX RATES ASSESSED VALUATION	
-- PRIMARY	5.1941 327,214,479
-- SECONDARY	3.4744 336,954,815
-- S R P.	12,233,761

AVERAGE DAILY MEMBERSHIP	STATE AID ADM (RESIDENT)	ATTENDING ADM (RESIDENT)	ATTENDING ADM (NON RES)	TOTAL ATTENDING ADM
1990 - 1991				
ELEMENTARY	8,122,850	8,118,630	8,860	8,127,490
HIGH SCHOOL	2,352,900	2,352,900	6,670	2,359,570
-- TOTAL	10,475,750	10,471,530	16,530	10,487,060
1991 - 1992				
ELEMENTARY	8,641,160	8,636,660	13,275	8,649,935
HIGH SCHOOL	2,404,445	2,404,445	9,540	2,413,985
-- TOTAL	11,045,605	11,041,106	22,815	11,063,920
1992 - 1993				
ELEMENTARY	9,291,645	9,287,810	18,330	9,304,140
HIGH SCHOOL	2,576,370	2,575,231	14,310	2,589,541
-- TOTAL	11,868,015	11,863,041	30,640	11,893,681
ENROLLMENT 1992 - 1993				
	ORIGINAL ENTRIES			13,238
	TRANSFER STUDENTS			768
	TOTAL STUDENTS SERVED			14,036

STAFFING SUMMARY	NUMBER OF FTE'S	STUDENTS PER STAFF PERSON
CERTIFIED ---		
ADMINS	31	383.70
TEACHERS	614	19.40
OTHER	53	224.40
SUBTOTAL	698	17.00
CLASSIFIED ---		
MANAGERS	24	495.60
TEACH AIDS	66	180.20
OTHER	344	34.60
SUBTOTAL	434	27.40
TOTAL STAFF	1,132	10.50
TEACHER SALARIES		20,370,383

FINANCIAL DATA FUND DESCRIPTION	JULY 1, 1992			EXPENDITURES			JUNE 30, 1993 BALANCE
	FUND BALANCE	REVENUES	TRANSFERS	BUDGET	ACTUAL		
MAINTENANCE & OPER	43,186	21,018,134	5,453	20,495,474	20,418,795		647,978
CAPITAL OUTLAY	(1,122,506)	3,488,228	0	1,416,418	3,281,790		(896,068)
ADJACENT WAYS	(4,308)	418,951	0	400,000	399,955		14,888
DEBT SERVICE	2,073,377	4,302,863	284,610	3,601,321	3,840,545		2,820,305
SCHOOL PLANT	12,306	17,370	0	20,000	4,843		24,833
FEDERAL PROJECTS	139,680	1,482,511	(12,474)	1,524,624	1,408,401		201,316
STATE PROJECTS	165,527	737,087	0	849,321	747,919		154,695
FOOD SERVICES	485,480	1,484,284	(170,283)	1,444,041	1,373,496		425,965
AUXILIARY OPERATIONS	0	0	0	0	0		0
UNEMPLOYMENT INSUR	1	0	0	0	0		1
OTHER	58,078	623,858	0	399,171	504,735		177,201
TOTAL	1,860,821	33,673,266	107,306	30,150,368	31,960,479		3,570,914
NOT INCLUDED ABOVE							
BOND BUILDING	8,223,248	0	0	8,606,936	7,897,424		325,824
INTRGVMTL AGRMNTS	3,065	2,553	0	30,000	4,084		1,534
INOIRECT COSTS	34,291	0	142,212	87,000	85,388		91,115

Fiscal Year 1992 - 1993 Annual Report for the Arizona Department of Education

DESCRIPTION OF REVENUES RECEIVED BY SOURCE	LOCAL	COUNTY	STATE	FEDERAL	TOTAL REVENUES
MAINTENANCE & OPERATION	6,906,375	1,639,540	12,472,219	0	21,018,134
CAPITAL OUTLAY	3,195,302	0	292,926	0	3,488,228
ADJACENT WAYS	345,048	0	73,903	0	418,951
DEBT SERVICE	4,302,765	0	98	0	4,302,863
OTHER: SEE DESCRIPTION PAGE 35	17,370	0	737,087	1,482,511	2,236,968
TOTAL BY SOURCE	14,766,860	1,639,540	13,576,233	1,482,511	31,465,144
PERCENTAGE OF TOTAL REVENUES	46.90	5.20	43.10	4.70	100.00

SPECIAL EDUCATION PROGRAM EXPENDITURES - DESCRIPTION	BUDGET	ACTUAL
EDUCABLE MENTALLY	220,916	243,654
SERIOUSLY EMOTIONALLY	163,003	176,880
SERIOUSLY EMOT - PRIVATE	22,754	14,312
HEARING	18,466	20,479
OTHER HEALTH IMPAIRED	0	0
MULTIPLE DISABILITIES	199,370	177,579
MULTIPLE (SSI)	23,791	20,082
PHYSICALLY	0	0
LEARNING DISABLED	1,290,072	1,231,865
SPEECH / LANGUAGE	183,805	203,769
TRAINABLE MENTALLY	209,409	221,449
VISUALLY	39,138	44,179
PRESCHOOL MOD DEV DELAY	82,494	8,042
PRESCHOOL SEV DEV DELAY	0	0
-SUBTOTAL	2,470,019	2,367,655
GIFTED PROGRAMS	89,463	89,791
BILINGUAL ED	1,457,156	1,498,083
REMEDIAL ED	92,776	72,216
VOCATIONAL & TECH ED	0	0
CAREER ED	0	0
- SUBTOTAL	1,639,395	1,660,090
TOTAL (INCL IN MAINT & OPER)	4,109,414	4,027,745

DUPLICATED COUNTS FOR GIFTED PROG			
KDG	2	9	0
1	2	10	0
2	11	11	0
3	31	12	0
4	36	SUBTOTAL	0
5	53	KDG - 12	256
6	58	ACTUAL EXPENDITURES	
7	45	K - 8	89,791
8	18	9 - 12	0
SUBTOTAL	256	TOTAL	89,791

MISCELLANEOUS DATA as of 6/30/93	
BONDS OUTSTANDING	52,913,072
LAND & IMPROVEMENTS	1,093,268
BUILDING & IMPROVEMENTS	43,569,302
FURNITURE, EQUIP, VEHICLES	6,670,188
CONSTRUCTION IN PROGRESS	521,137
	TAX RATES
-- PRIMARY	4.0405
-- SECONDARY	2.5266
-- S.R.P.	
	ASSESSED VALUATION
	223,781,190
	225,396,290
	2,943,385

AVERAGE DAILY MEMBERSHIP	STATE AID ADM (RESIDENT)	ATTENDING ADM (RESIDENT)	ATTENDING ADM (NON RES)	TOTAL ATTENDING ADM
1990 - 1991				
ELEMENTARY	4,972,395	4,962,010	1,960	4,963,970
HIGH SCHOOL	0,000	0,000	0,000	0,000
-- TOTAL	4,972,395	4,962,010	1,960	4,963,970
1991 - 1992				
ELEMENTARY	5,182,395	5,173,140	0,000	5,173,140
HIGH SCHOOL	0,000	0,000	0,000	0,000
-- TOTAL	5,182,395	5,173,140	0,000	5,173,140
1992 - 1993				
ELEMENTARY	5,301,965	5,291,480	1,945	5,293,425
HIGH SCHOOL	0,000	0,000	0,000	0,000
-- TOTAL	5,301,965	5,291,480	1,945	5,293,425
ENROLLMENT 1992 - 1993				6,165
ORIGINAL ENTRIES				902
TRANSFER STUDENTS				7,067
TOTAL STUDENTS SERVED				

STAFFING SUMMARY	NUMBER OF FTE'S	STUDENTS PER STAFF PERSON
CERTIFIED ---		
ADMINS	24	220.60
TEACHERS	290	18.30
OTHER	16	330.80
SUBTOTAL	330	16.00
CLASSIFIED ---		
MANAGERS	19	278.60
TEACH AIDS	64	82.70
OTHER	156	33.90
SUBTOTAL	239	22.10
TOTAL STAFF	569	9.30
TEACHER SALAR S		9,953,246

FINANCIAL DATA FUND DESCRIPTION	JULY 1, 1992			EXPENDITURES			JUNE 30, 1993
	FUND BALANCE	REVENUES	TRANSFERS	BUDGET	ACTUAL	BALANCE	
MAINTENANCE & OPER	1,479,031	57,702,714	0	58,402,488	58,305,508	876,237	
CAPITAL OUTLAY	159,263	2,658,391	0	2,719,322	2,715,373	102,281	
ADJACENT WAYS	1,073,289	128,703	0	550,000	304,310	897,882	
DEBT SERVICE	15,389,028	20,067,550	0	21,346,423	19,075,817	16,380,761	
SCHOOL PLANT	0	0	0	0	0	0	
FEDERAL PROJECTS	223,860	1,452,878	(25,389)	1,219,983	1,415,305	235,844	
STATE PROJECTS	50,639	301,928	(2,898)	200,000	270,656	79,011	
FOOD SERVICES	67,901	2,954,649	0	2,950,000	2,848,389	174,161	
AUXILIARY OPERATIONS	254,129	393,895	0	350,000	451,753	196,271	
UNEMPLOYMENT INSUR	150,800	5,816	0	13,000	26,274	130,142	
OTHER	8,174,298	10,600,941	0	4,788,871	7,547,723	11,227,516	
TOTAL	27,022,238	96,267,063	(28,287)	92,640,087	92,961,108	30,299,906	
NOT INCLUDED ABOVE							
BOND BUILDING	20,333,186	9,500,000	0	22,950,000	16,579,100	13,254,086	
INTRGVMNTL AGRMNTS	14,548	77,322	0	100,000	64,422	27,448	
INDIRECT COSTS	30,524	7,836	28,287	47,000	31,919	34,728	

Fiscal Year 1992 - 1993 Annual Report for the Arizona Department of Education

DESCRIPTION OF REVENUES RECEIVED BY SOURCE	LOCAL	COUNTY	STATE	FEDERAL	TOTAL REVENUES
MAINTENANCE & OPERATION	21,104,573	4,217,500	31,426,932	0	56,749,005
CAPITAL OUTLAY	2,296,971	0	361,420	0	2,658,391
ADJACENT WAYS	78,129	0	50,574	0	128,703
DEBT SERVICE	20,061,884	0	5,666	0	20,067,550
OTHER: SEE DESCRIPTION PAGE 35	0	0	301,928	1,452,678	1,754,604
TOTAL BY SOURCE	43,541,567	4,217,500	32,148,518	1,452,678	81,358,263
PERCENTAGE OF TOTAL REVENUES	53.50	5.20	39.50	1.80	100.00

SPECIAL EDUCATION PROGRAM EXPENDITURES - DESCRIPTION	BUDGET	ACTUAL
EDUCABLE MENTALLY	200,000	205,000
SERIOUSLY EMOTIONALLY	420,000	430,000
SERIOUSLY EMOT - PRIVATE	100,000	102,000
HEARING	200,000	205,000
OTHER HEALTH IMPAIRED	50,000	50,000
MULTIPLE DISABILITIES	155,000	160,000
MULTIPLE (SSI)	65,000	87,000
PHYSICALLY	0	0
LEARNING DISABLED	2,558,000	2,681,235
SPEECH / LANGUAGE	1,700,000	1,755,000
TRAINABLE MENTALLY	260,000	266,000
VISUALLY	50,000	50,000
PRESCHOOL MOD DEV DELAY	50,000	50,000
PRESCHOOL SEV DEV DLLAY	60,000	50,000
-SUBTOTAL	6,098,000	6,306,236
GIFTED PROGRAMS	700,000	668,605
BILINGUAL ED	270,000	271,130
REMEDIAL ED	480,000	409,945
VOCATIONAL & TECH ED	1,800,000	1,692,085
CAREER ED	0	0
- SUBTOTAL	3,260,000	3,041,765
TOTAL (INCL IN MAINT & OPER)	9,348,000	9,348,000

DUPLICATED COUNTS FOR GIFTED PROG			
KDG	0	9	0
1	20	10	0
2	34	11	0
3	164	12	0
4	239	SUBTOTAL	
5	264	KDG - 12	
6	251	ACTUAL EXPENDITURES	
7	120	K - 8	
8	100	9 - 12	
SUBTOTAL	1,192	TOTAL	668,605

MISCELLANEOUS DATA as of 6/30/93	
BONDS OUTSTANDING	132,155,000
LAND & IMPROVEMENTS	22,201,295
BUILDING & IMPROVEMENTS	117,248,517
FURNITURE, EQUIP, VEHICLES	20,464,454
CONSTRUCTION IN PROGRESS	9,067,831
TAX RATES	
-- PRIMARY	4.6923
-- SECONDARY	4.8727
-- S R P	457.794
ASSESSED VALUATION	
-- PRIMARY	472,392,799
-- SECONDARY	481,584,172
-- S R P	457,794

AVERAGE DAILY MEMBERSHIP	STATE AID ADM (RESIDENT)	ATTENDING ADM (RESIDENT)	ATTENDING ADM (NON RES)	TOTAL ATTENDING ADM
1990 - 1991				
ELEMENTARY	11,121,575	11,119,885	24,080	11,143,965
HIGH SCHOOL	4,027,120	4,025,320	28,330	4,053,650
-- TOTAL	16,148,695	16,145,206	62,410	16,197,615
1991 - 1992				
ELEMENTARY	11,661,710	11,858,625	26,835	11,688,460
HIGH SCHOOL	4,151,040	4,150,150	35,580	4,185,730
-- TOTAL	16,812,770	16,808,776	62,415	16,874,190
1992 - 1993				
ELEMENTARY	12,303,710	12,291,305	32,570	12,323,875
HIGH SCHOOL	4,106,200	4,099,930	40,460	4,140,390
-- TOTAL	16,409,910	16,391,236	73,030	16,464,265
ENROLLMENT 1992 - 1993				
		ORIGINAL ENTRIES		18,015
		TRANSFER STUDENTS		873
		TOTAL STUDENTS SERVED		18,888

STAFFING SUMMARY	NUMBER OF FTE'S	STUDENTS PER STAFF PERSON
CERTIFIED ---		
ADMINS	30	427.20
TEACHERS	899	18.30
OTHER	67	245.70
SUBTOTAL	1,006	16.40
CLASSIFIED ---		
MANAGERS	36	457.30
TEACH AIDS	64	257.30
OTHER	458	35.90
SUBTOTAL	558	29.50
TOTAL STAFF	1,563	10.50
TEACHER SALARIES		27,794,697



FINANCIAL DATA FUND DESCRIPTION	JULY 1, 1992			EXPENDITURES		JUNE 30, 1993 BALANCE
	FUND BALANCE	REVENUES	TRANSFERS	BUDGET	ACTUAL	
MAINTENANCE & OPER	952,338	14,224,251	1,132	14,379,865	14,237,612	940,109
CAPITAL OUTLAY	511,451	1,532,085	0	1,258,535	982,710	1,060,826
ADJACENT WAYS	57,203	92,611	0	100,000	7,376	142,438
DEBT SERVICE	1,871,935	2,284,700	0	2,172,833	1,894,968	2,261,667
SCHOOL PLANT	0	0	0	0	0	0
FEDERAL PROJECTS	403,147	1,755,168	(27,004)	2,095,042	1,798,347	332,964
STATE PROJECTS	111,919	278,889	(5,820)	525,027	276,285	108,703
FOOD SERVICES	66,867	1,018,851	0	950,772	925,924	157,594
AUXILIARY OPERATIONS	22,977	18,338	0	25,000	29,050	12,265
UNEMPLOYMENT INSUR	105,187	7,740	0	8,000	7,241	105,666
OTHER	323,785	207,595	0	243,000	372,487	158,893
TOTAL	4,426,789	21,418,028	(31,692)	21,768,074	20,632,000	6,281,126
NOT INCLUDED ABOVE						
BOND BUILDING	1,961,394	0	0	1,834,268	195,467	1,765,927
INTRGVMENTL AGRMNTS	5,921	15,400	0	90,000	21,700	(379)
INDIRECT COSTS	118,666	7,604	19,674	100,000	60,512	85,432

Fiscal Year 1992 - 1993 Annual Report for the Arizona Department of Education

DESCRIPTION OF REVENUES RECEIVED BY SOURCE	LOCAL	COUNTY	STATE	FEDERAL	TOTAL REVENUES
MAINTENANCE & OPERATION	3,789,452	1,238,193	8,989,738	206,868	14,224,251
CAPITAL OUTLAY	1,266,622	0	57,966	207,497	1,532,085
ADJACENT WAYS	92,611	0	0	0	92,611
DEBT SERVICE	2,284,700	0	0	0	2,284,700
OTHER: SEE DESCRIPTION PAGE 35	0	0	278,889	1,755,168	2,034,057
TOTAL BY SOURCE	7,433,385	1,238,193	9,326,593	2,169,533	20,167,704
PERCENTAGE OF TOTAL REVENUES	36.90	6.10	46.20	10.80	100.00

SPECIAL EDUCATION PROGRAM EXPENDITURES - DESCRIPTION	BUDGET	ACTUAL
EDUCABLE MENTALLY	47,920	66,505
SERIOUSLY EMOTIONALLY	21,816	61,217
SERIOUSLY EMOT - PRIVATE	52,561	62,888
HEARING	99,834	123,619
OTHER HEALTH IMPAIRED	343	6,862
MULTIPLE DISABILITIES	92,064	55,292
MULTIPLE (SSI)	0	0
PHYSICALLY	0	0
LEARNING DISABLED	923,169	694,140
SPEECH / LANGUAGE	161,458	113,524
TRAINABLE MENTALLY	84,166	92,244
VISUALLY	46,547	34,670
PRESCHOOL MOD DEV DELAY	85,831	91,136
PRESCHOOL SEV DEV DELA	96,700	60,829
-SUBTOTAL	1,718,248	1,598,894
GIFTED PROGRAMS	162,591	190,097
BILINGUAL ED	1,146,269	1,079,441
REMEDIAL ED	0	0
VOCATIONAL & TECH ED	201,104	286,443
CAREER ED	0	0
- SUBTOTAL	1,509,964	1,555,981
TOTAL (INCL IN MAINT & OPER)	3,228,212	3,154,875

DUPLICATED COUNTS FOR GIFTED PROG			
KDG	40	9	24
1	26	10	17
2	22	11	20
3	53	12	17
4	61	SUBTOTAL 78	
5	41	KDG - 12 448	
6	51	ACTUAL EXPENDITURES	
7	52	K - 8 183,443	
8	24	9 - 12 6,854	
SUBTOTAL	370	TOTAL	190,097

MISCELLANEOUS DATA as of 6/30/93	
BONDS OUTSTANDING	18,630,000
LAND & IMPROVEMENTS	1,405,087
BUILDING & IMPROVEMENTS	29,799,829
FURNITURE, EQUIP, VEHICLES	7,340,928
CONSTRUCTION IN PROGRESS	199,706
TAX RATES	ASSESSED VALUATION
-- PRIMARY 4.9686	73,239,891
-- SECONDARY 4.0185	79,583,313
-- S.R.P.	312,122

AVERAGE DAILY MEMBERSHIP	STATE AID ADM (RESIDENT)	ATTENDING ADM (RESIDENT)	ATTENDING ADM (NON RES)	TOTAL ATTENDING ADM
1990 - 1991				
ELEMENTARY	2,893,275	2,888,195	3,805	2,892,000
HIGH SCHOOL	688,450	680,830	0,000	680,830
-- TOTAL	3,581,725	3,569,026	3,805	3,572,830
1991 - 1992				
ELEMENTARY	2,850,175	2,842,505	2,301	2,842,735
HIGH SCHOOL	653,590	647,150	0,000	647,150
-- TOTAL	3,503,765	3,489,656	2,301	3,489,886
1992 - 1993				
ELEMENTARY	2,875,275	2,866,045	0,000	2,866,045
HIGH SCHOOL	656,120	650,290	1,050	651,340
-- TOTAL	3,531,395	3,516,335	1,050	3,517,385
ENROLLMENT 1992 - 1993				
ORIGINAL ENTRIES				4,172
TRANSFER STUDENTS				220
TOTAL STUDENTS SERVED				4,392

STAFFING SUMMARY	NUMBER OF FTE'S	STUDENTS PER STAFF PERSON
CERTIFIED ---		
ADMINS	17	206.90
TEACHERS	207	17.00
OTHER	20	175.90
SUBTOTAL	244	14.40
CLASSIFIED ---		
MANAGERS	11	119.80
TEACH AIDS	47	74.80
OTHER	131	26.90
SUBTOTAL	189	18.60
TOTAL STAFF	433	8.10
TEACHER SALARIES		6,649,498



FINANCIAL DATA FUND DESCRIPTION	JULY 1, 1992			EXPENDITURES			JUNE 30, 1993
	FUND BALANCE	REVENUES	TRANSFERS	BUDGET	ACTUAL	BALANCE	
MAINTENANCE & OPER	(119,921)	2,722,290	0	2,860,888	2,833,514	(231,145)	
CAPITAL OUTLAY	149,981	367,053	0	449,804	420,922	96,112	
ADJACENT WAYS	0	0	0	0	0	0	
DEBT SERVICE	0	0	0	0	0	0	
SCHOOL PLANT	0	0	0	0	0	0	
FEDERAL PROJECTS	(17,796)	124,163	0	99,923	100,283	6,084	
STATE PROJ'CTS	0	99,588	0	99,454	89,885	9,703	
FOOD SERVICES	0	0	0	0	0	0	
AUXILIARY OPERATIONS	0	0	0	10,000	0	0	
UNEMPLOYMENT INSUR	0	0	0	0	0	0	
OTHER	16,537	106,744	0	219,375	91,116	32,165	
TOTAL	28,801	3,419,838	0	3,739,444	3,636,720	(87,081)	
NOT INCLUDED ABOVE							
BOND BUILDING	0	0	0	0	0	0	
INTRGVMTL AGRMNTS	0	0	0	2,000	0	0	
INDIRECT COSTS	0	0	0	0	0	0	

Fiscal Year 1992 - 1993 Annual Report for the Arizona Department of Education

DESCRIPTION OF REVENUES RECEIVED BY SOURCE	LOCAL	COUNTY	STATE	FEDERAL	TOTAL REVENUES
MAINTENANCE & OPERATION	1,476,608	138,668	1,107,014	0	2,722,290
CAPITAL OUTLAY	207,804	19,520	139,729	0	367,053
ADJACENT WAYS	0	0	0	0	0
DEBT SERVICE	0	0	0	0	0
OTHER: SEE DESCRIPTION PAGE 35	0	0	99,588	124,163	223,751
TOTAL BY SOURCE	1,684,412	158,188	1,346,331	124,163	3,313,094
PERCENTAGE OF TOTAL REVENUES	50.80	4.80	40.60	3.70	100.00

SPECIAL EDUCATION PROGRAM EXPENDITURES - DESCRIPTION	BUDGET	ACTUAL
EDUCABLE MENTALLY	0	0
SERIOUSLY EMOTIONALLY	0	0
SERIOUSLY EMOT - PRIVATE	0	0
HEARING	0	0
OTHER HEALTH IMPAIRED	0	0
MULTIPLE DISABILITIES	0	0
MULTIPLE (SSI)	0	0
PHYSICALLY	0	0
LEARNING DISABLED	0	0
SPEECH / LANGUAGE	0	0
TRAINABLE MENTALLY	0	0
VISUALLY	0	0
PRESCHOOL MOD DEV DELAY	0	0
PRESCHOOL SEV DEV DELAY	0	0
-SUBTOTAL	0	0
GIFTED PROGRAMS	0	0
BILINGUAL ED	0	0
REMEDIAL ED	0	0
VOCATIONAL & TECH ED	2,860,888	2,833,514
CAREER ED	0	0
- SUBTOTAL	2,860,888	2,833,514
TOTAL (INCL IN MAINT & OPER)	2,860,888	2,833,514

DUPLICATED COUNTS FOR GIFTED PROG			
KDG	0	9	0
1	0	10	0
2	0	11	0
3	0	12	0
4	0		0
5	0	SUBTOTAL	0
6	0	KDG - 12	0
7	0		0
8	0	ACTUAL EXPENDITURES	0
	0	K - 8	0
	0	9 - 12	0
SUBTOTAL	0	TOTAL	0

MISCELLANEOUS DATA as of 6/30/93	
BONDS OUTSTANDING	0
LAND & IMPROVEMENTS	0
BUILDING & IMPROVEMENTS	146,960
FURNITURE, EQUIP, VEHICLES	0
CONSTRUCTION IN PROGRESS	0
TAX RATES	
-- PRIMARY	0.0000
-- SECONDARY	0.308
-- S.R.P.	
ASSESSED VALUATION	
	5,143,013.755
	0
	228,215,276

AVERAGE DAILY MEMBERSHIP	STATE AID ADM (RESIDENT)	ATTENDING ADM (RESIDENT)	ATTENDING ADM (NON RES)	TOTAL ATTENDING ADM
1990 - 1991				
ELEMENTARY	0.000	0.000	0.000	0.000
HIGH SCHOOL	0.000	0.000	0.000	0.000
-- TOTAL	0.000	0.000	0.000	0.000
1991 - 1992				
ELEMENTARY	0.000	0.000	0.000	0.000
HIGH SCHOOL	727.547	0.000	753.501	753.501
-- TOTAL	727.547	0.000	753.501	753.501
1992 - 1993				
ELEMENTARY	0.000	0.000	0.000	0.000
HIGH SCHOOL	887.875	0.000	908.878	908.878
-- TOTAL	887.875	0.000	908.878	908.878
ENROLLMENT 1992 - 1993				1,836
ORIGINAL ENTRIES				0
TRANSFER STUDENTS				0
TOTAL STUDENTS SERVED				1,836

STAFFING SUMMARY	NUMBER OF FTE'S	STUDENTS PER STAFF PERSON
CERTIFIED ---		
ADMINS	1	908.90
TEACHERS	31	29.30
OTHER	4	227.20
SUBTOTAL	36	25.20
CLASSIFIED ---		
MANAGERS	2	454.40
TEACH AIDS	3	303.00
OTHER	17	53.50
SUBTOTAL	22	41.30
TOTAL STAFF	58	15.70
TEACHER SALARIES		1,005,847

FINANCIAL DATA FUND DESCRIPTION	JULY 1, 1992			EXPENDITURES		JUNE 30, 1993
	FUND BALANCE	REVENUES	TRANSFERS	BUDGET	ACTUAL	BALANCE
MAINTENANCE & OPER	144,780	5,192,317	0	5,645,325	5,743,074	(405,997)
CAPITAL OUTLAY	65,430	278,878	0	304,888	292,751	41,557
ADJACENT WAYS	73,098	54,062	0	130,000	9,938	(2,778)
DEBT SERVICE	357,310	1,388,563	0	1,630,415	1,651,779	94,094
SCHOOL PLANT	0	0	0	0	0	0
FEDERAL PROJECTS	10,850	73,148	0	58,555	63,657	20,341
STATE PROJECTS	3,651	10,853	0	18,055	5,499	9,005
FOOD SERVICES	6,224	287,297	0	240,000	293,362	159
AUXILIARY OPERATIONS	0	0	0	0	0	0
UNEMPLOYMENT INSUR	132,783	9,976	0	500	920	141,819
OTHER	218,018	50,790	0	255,363	200,288	66,520
TOTAL	1,010,104	7,346,634	0	8,284,101	8,391,268	(36,280)
NOT INCLUDED ABOVE						
BOND BUILDING	1,217,257	0	0	1,310,000	1,206,808	10,449
INTRGMNTL AGRMNTS	0	0	0	0	0	0
INDIRECT COSTS	0	0	0	0	0	0

Fiscal Year 1992 - 1993 Annual Report for the Arizona Department of Education

DESCRIPTION OF REVENUES RECEIVED BY SOURCE	LOCAL	COUNTY	STATE	FEDERAL	TOTAL REVENUES
MAINTENANCE & OPERATION	2,733,199	117,107	2,254,523	0	5,104,829
CAPITAL OUTLAY	206,537	0	72,341	0	278,878
ADJACENT WAYS	54,062	0	0	0	54,062
DEBT SERVICE	1,385,275	0	3,288	0	1,388,563
OTHER: SEE DESCRIPTION PAGE 35	0	0	10,853	73,148	84,001
TOTAL BY SOURCE	4,379,073	117,107	2,341,006	73,148	6,910,333
PERCENTAGE OF TOTAL REVENUES	63.40	1.70	33.90	1.10	100.00

SPECIAL EDUCATION PROGRAM EXPENDITURES - DESCRIPTION	BUDGET	ACTUAL
EDUCABLE MENTALLY	282,940	0
SERIOUSLY EMOTIONALLY	115,390	281,043
SERIOUSLY EMOT - PRIVATE	0	0
HEARING	0	0
OTHER HEALTH IMPAIRED	0	151,880
MULTIPLE DISABILITIES	0	0
MULTIPLE (SSI)	103,589	84,310
PHYSICALLY	0	0
LEARNING DISABLED	31,000	34,887
SPEECH / LANGUAGE	137,049	162,478
TRAINABLE MENTALLY	0	0
VISUALLY	0	7,800
PRESCHOOL MOD DEV DELAY	0	0
PRESCHOOL SEV DEV DELAY	0	0
-SUBTOTAL	676,968	728,398
GIFTED PROGRAMS	30,825	27,650
BILINGUAL ED	0	0
REMEDIAL ED	38,785	40,202
VOCATIONAL & TECH ED	0	0
CAREER ED	0	0
- SUBTOTAL	69,410	67,852
TOTAL (INCL IN MAINT & OPER)	746,378	796,250

DUPLICATED COUNTS FOR GIFT. D PROG			
KDG	0	9	0
1	0	10	0
2	0	11	0
3	14	12	0
4	21	SUBTOTAL	0
5	26	KDG - 12	101
6	40	ACTUAL EXPENDITURES	
7	0	K - 8	27,650
8	0	9 - 12	0
SUBTOTAL	101	TOTAL	27,650

MISCELLANEOUS DATA as of 6/30/93	
BONDS OUTSTANDING	19,990,000
LAND & IMPROVEMENTS	2,332,948
BUILDING & IMPROVEMENTS	21,129,687
FURNITURE, EQUIP, VEHICLES	2,412,531
CONSTRUCTION IN PROGRESS	0
TAX RATES	ASSESSED VALUATION
-- PRIMARY 4.2887	85,445,505
-- SECONDARY 1.5067	86,675,510
-- S.R.P.	2,465,307

AVERAGE DAILY MEMBERSHIP	STATE AID ADM (RESIDENT)	ATTENDING ADM (RESIDENT)	ATTENDING ADM (NON RES)	TOTAL ATTENDING ADM
1990 - 1991				
ELEMENTARY	1,022,895	1,022,455	2,860	1,025,315
HIGH SCHOOL	354,445	0,000	0,000	0,000
-- TOTAL	1,377,340	1,022,455	2,860	1,025,315
1991 - 1992				
ELEMENTARY	1,057,265	1,057,265	4,650	1,061,915
HIGH SCHOOL	355,858	0,000	0,000	0,000
-- TOTAL	1,412,923	1,067,265	4,650	1,061,915
1992 - 1993				
ELEMENTARY	1,202,200	1,200,580	2,000	1,202,580
HIGH SCHOOL	431,528	297,205	1,600	728,205
-- TOTAL	1,633,728	1,497,785	3,000	1,500,785
ENROLLMENT 1992 - 1993				
ORIGINAL ENTRIES				1,713
TRANSFER STUDENTS				19
TOTAL STUDENTS SERVED				1,732

STAFFING SUMMARY	NUMBER OF FTE'S	STUDENTS PER STAFF PERSON
CERTIFIED ---		
ADMINS	6	250.10
TEACHERS	105	14.30
OTHER	8	187.60
SUBTOTAL	119	12.60
CLASSIFIED ---		
MANAGERS	2	750.40
TEACH AIDS	11	136.40
OTHER	50	30.00
SUBTOTAL	63	23.80
TOTAL STAFF	182	8.20
TEACHER SALARIES		2,644,185

FINANCIAL DATA FUND DESCRIPTION	JULY 1, 1992			EXPENDITURES		JUNE 30, 1993 BALANCE
	FUND BALANCE	REVENUES	TRANSFERS	BUDGET	ACTUAL	
MAINTENANCE & OPER	10,486	3,971,241	0	3,998,525	3,933,608	48,119
CAPITAL OUTLAY	61,412	232,623	0	243,099	241,455	32,580
ADJACENT WAYS	90,302	69,744	0	175,000	0	160,046
DEBT SERVICE	(2,209)	2,750,526	0	1,005,618	0	2,748,317
SCHOOL PLANT	0	0	0	0	0	0
FEDERAL PROJECTS	31,148	156,587	0	156,047	130,859	56,876
STATE PROJECTS	2,321	9,017	0	16,414	7,997	3,341
FOOD SERVICES	108,714	361,450	0	296,823	326,233	143,931
AUXILIARY OPERATIONS	0	0	0	0	0	0
UNEMPLOYMENT INSUR	50,782	3,786	0	50,000	1,599	52,969
OTHER	7,262	97,687	0	117,826	98,439	16,510
TOTAL	360,218	7,662,661	0	6,068,362	4,730,190	3,182,689
NOT INCLUDED ABOVE						
BOND BUILDING	134,047	2,147,414	0	135,000	191,281	2,090,175
INTRGVMNTL AGRMNTS	0	3,994	0	0	4,058	(64)
INDIRECT COSTS	0	0	0	0	0	0

Fiscal Year 1992 - 1993 Annual Report for the Arizona Department of Education

DESCRIPTION OF REVENUES RECEIVED BY SOURCE	LOCAL	COUNTY	STATE	FEDERAL	TOTAL REVENUES
MAINTENANCE & OPERATION	935,049	348,093	2,688,099	0	3,971,241
CAPITAL OUTLAY	213,391	0	19,232	0	232,623
ADJACENT WAYS	69,744	0	0	0	69,744
DEBT SERVICE	2,750,526	0	0	0	2,750,526
OTHER: SEE DESCRIPTION PAGE 35	0	0	9,017	156,587	165,604
TOTAL BY SOURCE	3,968,710	348,093	2,716,348	156,587	7,189,738
PERCENTAGE OF TOTAL REVENUES	55.20	4.80	37.80	2.20	100.00

SPECIAL EDUCATION PROGRAM EXPENDITURES - DESCRIPTION	BUDGET	ACTUAL
EDUCABLE MENTALLY	36,457	35,018
SERIOUSLY EMOTIONALLY	10,985	9,140
SERIOUSLY EMOT - PRIVATE	0	5,036
HEARING	2,500	2,705
OTHER HEALTH IMPAIRED	0	2,121
MULTIPLE DISABILITIES	27,957	10,538
MULTIPLE (SSI)	0	0
PHYSICALLY	0	0
LEARNING DISABLED	375,403	376,086
SPEECH / LANGUAGE	27,623	27,731
TRAINABLE MENTALLY	54,109	46,048
VISUALLY	0	0
PRESCHOOL MOD DEV DELAY	17,182	17,182
PRESCHOOL SEV DEV DELAY	0	0
-SUBTOTAL	562,216	633,447
GIFTED PROGRAMS	30,000	31,359
BILINGUAL ED	55,144	59,640
REMEDIAL ED	0	0
VOCATIONAL & TECH ED	0	0
CAREER ED	0	0
- SUBTOTAL	85,144	90,999
TOTAL (INCL IN MAINT & OPER)	637,360	624,446

DUP .ICATED COUNTS FOR GIFTED PROG			
KDG	0	9	0
1	5	10	0
2	5	11	0
3	5	12	0
4	9	SUBTOTAL	0
5	4	KDG - 12	41
6	8	ACTUAL EXPENDITURES	
7	3	K - 8	31,359
8	2	9 - 12	0
SUBTOTAL	41	TOTAL	31,359

MISCELLANEOUS DATA as of 6/30/93	
BONDS OUTSTANDING	5,835,000
LAND & IMPROVEMENTS	2,145,102
BUILDING & IMPROVEMENTS	7,362,325
FURNITURE, EQUIP, VEHICLES	1,014,964
CONSTRUCTION IN PROGRESS	0
TAX RATES	ASSESSED VALUATION
-- PRIMARY 2.6255	39,891,397
-- SECONDARY 1.9847	41,109,797
-- S R P.	8,118,365

AVERAGE DAILY MEMBERSHIP	STATE AID ADM (RESIDENT)	ATTENDING ADM (RESIDENT)	ATTENDING ADM (NON RES)	TOTAL ATTENDING ADM
1990 - 1991				
ELEMENTARY	1,137,720	1,133,380	0,000	1,133,380
HIGH SCHOOL	0,000	0,000	0,000	0,000
-- TOTAL	1,137,720	1,133,380	0,000	1,133,380
1991 - 1992				
ELEMENTARY	1,216,715	1,214,525	0,000	1,214,525
HIGH SCHOOL	0,000	0,000	0,000	0,000
-- TOTAL	1,216,715	1,214,525	0,000	1,214,525
1992 - 1993				
ELEMENTARY	1,271,015	1,266,605	0,000	1,266,605
HIGH SCHOOL	0,000	0,000	0,000	0,000
-- TOTAL	1,271,015	1,266,605	0,000	1,266,605
ENROLLMENT 1992 - 1993				
ORIGINAL ENTRIES			1,452	
TRANSFER STUDENTS			207	
TOTAL STUDENTS SERVED			1,659	

STAFFING SUMMARY	NUMBER OF FTE'S	STUDENTS PER STAFF PERSON
CERTIFIED ---		
ADMINS	4	316.70
TEACHERS	69	18.40
OTHER	2	633.30
SUBTOTAL	75	16.90
CLASSIFIED ---		
MANAGERS	3	422.20
TEACH AIDS	8	158.30
OTHER	34	37.30
SUBTOTAL	45	28.10
TOTAL STAFF	120	10.60
TEACHER SALARIES		1,964,016

FINANCIAL DATA FUND DESCRIPTION	JULY 1 '992			EXPENDITURES		JUNE 30, 1993 BALANCE
	FUND BALANCE	REVENUES	TRANSFERS	BUDGET	ACTUAL	
MAINTENANCE & OPER	45,188	2,653,264	0	2,713,135	2,561,166	137,286
CAPITAL OUTLAY	145,609	262,648	0	229,880	223,689	184,568
ADJACENT WAYS	(7,345)	15,743	0	10,000	0	8,398
DEBT SERVICE	198,827	252,549	0	250,420	242,919	208,457
SCHOOL PLANT	6,291	1,008	0	6,000	0	7,297
FEDERAL PROJECTS	24,972	156,164	0	229,000	153,610	27,526
STATE PROJECTS	487	8,264	0	11,000	6,924	1,827
FOOD SERVICES	29,617	143,901	0	175,000	147,500	26,018
AUXILIARY OPERATIONS	2,308	23,748	0	25,000	24,166	1,890
UNEMPLOYMENT INSUR	11,774	715	0	15,000	8,390	4,099
OTHER	23,995	3,011	0	40,200	12,511	14,495
TOTAL	481,723	3,521,013	0	3,704,836	3,380,876	621,861
NOT INCLUDED ABOVE						
BOND BUILDING	0	0	0	0	0	0
INTRGVMNTL AGRMNTS	0	0	0	1,000	0	0
INDIRECT COSTS	0	0	0	7,000	0	0

Fiscal Year 1992 - 1993 Annual Report for the Arizona Department of Education

DESCRIPTION OF REVENUES RECEIVED BY SOURCE	LOCAL	COUNTY	STATE	FEDERAL	TOTAL REVENUES
MAINTENANCE & OPERATION	432,409	238,952	1,696,789	285,114	2,653,264
CAPITAL OUTLAY	260,724	0	1,924	0	262,648
ADJACENT WAYS	15,682	0	61	0	15,743
DEBT SERVICE	252,549	0	0	0	252,549
OTHER: SEE DESCRIPTION PAGE 35	1,006	0	8,264	156,164	165,434
TOTAL BY SOURCE	962,370	238,952	1,707,038	441,278	3,349,638
PERCENTAGE OF TOTAL REVENUES	28.70	7.10	51.00	13.20	100.00

SPECIAL EDUCATION PROGRAM EXPENDITURES - DESCRIPTION	BUDGET	ACTUAL
EDUCABLE MENTALLY	11,000	0
SERIOUSLY EMOTIONALLY	4,000	0
SERIOUSLY EMOT - PRIVATE	4,029	0
HEARING	500	0
OTHER HEALTH IMPAIRED	653	0
MULTIPLE DISABILITIES	16,500	17,525
MULTIPLE (SSI)	21,000	4,026
PHYSICALLY	0	0
LEARNING DISABLED	185,324	0
SPEECH / LANGUAGE	44,319	4,795
TRAINABLE MENTALLY	6,000	211,557
VISUALLY	0	0
PRESCHOOL MOD DEV DELAY	0	4,026
PRESCHOOL SEV DEV DELAY	0	0
- SUBTOTAL	293,326	241,929
GIFTED PROGRAMS	1,400	0
BILINGUAL ED	82,362	86,152
REMEDIAL ED	0	0
VOCATIONAL & TECH ED	0	0
CAREER ED	0	0
- SUBTOTAL	83,762	86,152
TOTAL (INCL IN MAINT & OPER)	377,087	328,081

DUPLICATED COUNTS FOR GIFTED PROG			
KDG	0	9	0
1	0	10	0
2	1	11	0
3	1	12	0
4	1	SUBTOTAL	0
5	2	KDG - 12	9
6	1	ACTUAL EXPENDITURES	
7	3	K - 8	260
8	0	9 - 12	0
SUBTOTAL	9	TOTAL	260

MISCELLANEOUS DATA as of 6/30/93		
BONDS OUTSTANDING	1,095,000	
LAND & IMPROVEMENTS	478,480	
BUILDING & IMPROVEMENTS	2,948,069	
FURNITURE, EQUIP, VEHICLES	1,085,339	
CONSTRUCTION IN PROGRESS	0	
TAX RATES	ASSESSED VALUATION	
-- PRIMARY	3 1139	12,285,791
-- SECONDARY	3 6527	13,245,247
-- STATE		0

AVERAGE DAILY MEMBERSHIP	STATE AID ADM (RESIDENT)	ATTENDING ADM (RESIDENT)	ATTENDING ADM (NON RES)	TOTAL ATTENDING ADM
1990 - 1991				
ELEMENTARY	451 085	451 085	0 000	451 085
HIGH SCHOOL	168 210	168 210	36 700	204 910
-- TOTAL	619,295	619,295	36,700	656,995
1991 - 1992				
ELEMENTARY	454 400	453 470	390	453 860
HIGH SCHOOL	154 345	155 020	28 520	184 540
-- TOTAL	608,745	608,490	29,910	638,400
1992 - 1993				
ELEMENTARY	462 930	461 930	0 000	461 930
HIGH SCHOOL	161 570	161 570	27 880	189 450
-- TOTAL	624,500	623,500	27,880	651,380
ENROLLMENT				
1992 1993				
	ORIGINAL ENTRIES			729
	TRANSFER STUDENTS			52
	TOTAL STUDENTS SERVED			781

STAFFING SUMMARY	NUMBER OF FTE'S	STUDENTS PER STAFF PERSON
CERTIFIED ---		
ADMINS	3	217 10
TEACHERS	38	17 10
OTHER	1	217 10
SUBTOTAL	4	14 80
CLASSIFIED ---		
MANAGERS	2	125 70
TEACH AIDS	6	108 60
OTHER	24	26 10
SUBTOTAL	33	19 70
TOTAL STAFF	37	8 50
TEACHER SALARIES		1,085,672



FINANCIAL DATA FUND DESCRIPTION	JULY 1, 1992			EXPENDITURES		JUNE 30, 1993
	FUND BALANCE	REVENUES	TRANSFERS	BUDGET	ACTUAL	BALANCE
MAINTENANCE & OPER	1,467,781	38,011,078	0	38,578,905	38,337,854	1,141,005
CAPITAL OUTLAY	(302,399)	2,103,919	0	1,935,404	1,748,571	52,949
ADJACENT WAYS	16,192	559,858	0	650,000	270,376	305,674
DEBT SERVICE	7,491,684	11,731,074	0	11,135,090	10,107,529	9,115,229
SCHOOL PLANT	0	0	0	0	0	0
FEDERAL PROJECTS	121,822	749,034	0	842,500	784,105	86,751
STATE PROJECTS	15,732	82,055	0	145,300	90,196	7,591
FOOD SERVICES	349,375	1,983,018	0	2,200,000	2,109,806	222,787
AUXILIARY OPERATIONS	68,272	277,547	0	400,000	268,552	77,267
UNEMPLOYMENT INSUR	27,603	1,983	0	60,000	4,396	25,190
OTHER	103,013	324,862	0	450,000	308,612	119,263
TOTAL	9,368,076	66,824,428	0	66,397,199	64,029,797	11,163,706
NOT INCLUDED ABOVE						
BOND BUILDING	12,021,678	15,449,012	0	20,000,000	18,974,962	8,495,728
INTRGVMNTL AGRMNTS	2,993	1,591	(93)	10,000	4,095	396
INDIRECT COSTS	0	0	0	30,000	0	0

Fiscal Year 1992 - 1993 Annual Report for the Arizona Department of Education

DESCRIPTION OF REVENUES RECEIVED BY SOURCE	LOCAL	COUNTY	STATE	FEDERAL	TOTAL REVENUES
MAINTENANCE & OPERATION	10,442,374	2,710,725	24,425,827	0	37,578,926
CAPITAL OUTLAY	1,893,581	0	210,338	0	2,103,919
ADJACENT WAYS	559,102	0	756	0	559,858
DEBT SERVICE	11,731,074	0	0	0	11,731,074
OTHER: SEE DESCRIPTION PAGE 35	0	0	82,055	749,034	831,089
TOTAL BY SOURCE	24,626,131	2,710,725	24,718,976	749,034	52,804,866
PERCENTAGE OF TOTAL REVENUES	46.60	5.10	46.80	1.40	100.00

SPECIAL EDUCATION PROGRAM EXPENDITURES - DESCRIPTION	BUDGET	ACTUAL
EDUCABLE MENTALLY	0	275,498
SERIOUSLY EMOTIONALLY	353,797	224,899
SERIOUSLY EMOT - PRIVATE	0	0
HEARING	109,491	13,671
OTHER HEALTH IMPAIRED	162,746	306,458
MULTIPLE DISABILITIES	103,229	82,958
MULTIPLE (SSI)	424,645	171,151
PHYSICALLY	0	0
LEARNING DISABLED	1,302,103	1,723,505
SPEECH / LANGUAGE	431,318	490,597
TRAINABLE MENTALLY	195,434	196,477
VISUALLY	0	1,519
PRESCHOOL MOD DEV DELAY	0	0
PRESCHOOL SEV DEV DELAY	0	0
-SUBTOTAL	3,233,589	3,537,415
GIFTED PROGRAMS	837,466	602,604
BILINGUAL ED	106,327	41,843
REMEDIAL ED	0	0
VOCATIONAL & TECH ED	746,852	561,158
CAREER ED	0	0
- SUBTOTAL	1,490,446	1,205,606
TOTAL (INCL IN MAINT & OPER)	4,724,034	4,743,020

DUPLICATED COUNTS FOR GIFTED PROG			
KDG	0	9	348
1	34	10	339
2	58	11	290
3	99	12	198
4	191	SUBTOTAL 1,175	
5	231	KDG - 12 2,914	
6	228	ACTUAL EXPENDITURES	
7	453	K - 8 361,562	
8	445	9 - 12 241,042	
SUBTOTAL	1,739	TOTAL	602,604

MISCELLANEOUS DATA as of 6/30/93	
BONDS OUTSTANDING	32,130,000
LAND & IMPROVEMENTS	12,256,891
BUILDING & IMPROVEMENTS	120,057,132
FURNITURE, EQUIP, VEHICLES	11,135,551
CONSTRUCTION IN PROGRESS	0
TAX RATES ASSESSED VALUATION	
-- PRIMARY	5.2227 250,621,715
-- SECONDARY	3.9378 259,765,478
-- S.R.P.	25,727,483

AVERAGE DAILY MEMBERSHIP	STATE AID ADM (RESIDENT)	ATTENDING ADM (RESIDENT)	ATTENDING ADM (NON RES)	TOTAL ATTENDING ADM
1990 - 1991				
ELEMENTARY	7,620,135	7,611,035	2,450	7,613,485
HIGH SCHOOL	2,755,030	2,730,721	75,798	2,806,519
-- TOTAL	10,375,165	10,341,756	78,248	10,420,004
1991 - 1992				
ELEMENTARY	8,106,375	8,095,175	0,000	8,095,175
HIGH SCHOOL	2,999,285	2,983,356	86,100	3,069,456
-- TOTAL	11,105,640	11,078,531	86,100	11,164,831
1992 - 1993				
ELEMENTARY	8,706,315	8,697,415	0,000	8,697,415
HIGH SCHOOL	3,252,778	3,238,379	81,780	3,318,159
-- TOTAL	11,959,093	11,933,794	81,780	12,015,574
ENROLLMENT				
1992 - 1993		ORIGINAL ENTRIES TRANSFER STUDENTS TOTAL STUDENTS SERVED		13,177 517 13,694

STAFFING SUMMARY	NUMBER OF FTE'S	STUDENTS PER STAFF PERSON
CERTIFIED ---		
ADMINS	27	445.60
TEACHERS	637	18.90
OTHER	68	176.70
SUBTOTAL	732	16.40
CLASSIFIED ---		
MANAGERS	34	153.40
TEACH AIDS	98	122.60
OTHER	345	34.80
SUBTOTAL	477	25.20
TOTAL STAFF	1,209	9.90
TEACHER SALARIES		17,766,693



FINANCIAL DATA FUND DESCRIPTION	JULY 1, 1992			EXPENDITURES		JUNE 30, 1993 BALANCE
	FUND BALANCE	REVENUES	TRANSFERS	BUDGET	ACTUAL	
MAINTENANCE & OPER	187,256	30,101,788	(325)	30,405,501	30,094,153	174,566
CAPITAL OUTLAY	516,256	1,755,849	0	1,818,120	1,942,269	329,836
ADJACENT WAYS	395,899	40,807	0	390,000	100,215	336,491
DEBT SERVICE	2,277,857	21,976,777	0	5,143,370	19,236,260	5,018,374
SCHOOL PLANT	319,313	26,308	0	0	4,266	341,355
FEDERAL PROJECTS	308,183	2,048,096	(54,113)	2,305,000	2,054,294	247,872
STATE PROJECTS	9,445	146,171	(1,715)	81,100	146,825	7,076
FOOD SERVICES	647,365	2,405,829	0	2,100,000	2,234,091	819,103
AUXILIARY OPERATIONS	0	0	0	0	0	0
UNEMPLOYMENT INSUR	510,953	38,194	0	20,000	17,933	531,214
OTHER	110,289	522,007	0	482,000	543,930	88,366
TOTAL	5,262,816	59,061,826	(6,153)	42,746,091	56,374,236	7,894,053
NOT INCLUDED ABOVE						
BOND BUILDING	5,177,529	0	0	8,000,000	3,038,652	2,138,877
INTRGVMNTL AGRMNTS	3,616	2,019	0	0	4,578	1,057
INDIRECT COSTS	39,999	4,960	119,033	150,000	118,947	45,045

Fiscal Year 1992 - 1993 Annual Report for the Arizona Department of Education

DESCRIPTION OF REVENUES RECEIVED BY SOURCE	LOCAL	COUNTY	STATE	FEDERAL	TOTAL REVENUES
MAINTENANCE & OPERATION	5,671,030	2,939,924	21,490,834	0	30,101,788
CAPITAL OUTLAY	1,483,866	0	271,783	0	1,755,649
ADJACENT WAYS	24,160	0	16,647	0	40,807
DEBT SERVICE	21,976,777	0	0	0	21,976,777
OTHER: SEE DESCRIPTION PAGE 35	26,308	0	146,171	2,048,096	2,220,575
TOTAL BY SOURCE	29,182,141	2,939,924	21,925,435	2,048,096	56,095,596
PERCENTAGE OF TOTAL REVENUES	52.00	5.20	39.10	3.70	100.00

SPECIAL EDUCATION PROGRAM EXPENDITURES - DESCRIPTION	BUDGET	ACTUAL
EDUCABLE MENTALLY	84,459	91,315
SERIOUSLY EMOTIONALLY	310,756	275,312
SERIOUSLY EMOT - PRIVATE	0	0
HEARING	64,332	65,960
OTHER HEALTH IMPAIRED	14,851	12,241
MULTIPLE DISABILITIES	336,411	331,717
MULTIPLE (SSI)	0	0
PHYSICALLY	0	0
LEARNING DISABLED	1,903,917	1,835,517
SPEECH / LANGUAGE	270,959	386,216
TRAINABLE MENTALLY	171,556	169,232
VISUALLY	70,781	67,442
PRESCHOOL MOD DEV DELAY	130,400	137,623
PRESCHOOL SEV DEV DELAY	0	0
-SUBTOTAL	3,502,100	3,509,095
GIFTED PROGRAMS	142,179	142,276
BILINGUAL ED	551,432	544,318
REMEDIATION ED	0	0
VOCATIONAL & TECH ED	0	0
CAREER ED	0	0
- SUBTOTAL	693,611	686,594
TOTAL (INCL IN MAINT & OPER)	4,196,711	4,195,689

DUPLICATED COUNTS FOR GIFTED PROG			
KDG	1	9	0
1	4	10	0
2	8	11	0
3	17	12	0
4	23		
5	37		
6	31		
7	20		
8	23		
SUBTOTAL	164	TOTAL	142,76

MISCELLANEOUS DATA as of 6/30/93		
BONDS OUTSTANDING		0
LAND & IMPROVEMENTS		3,948,516
BUILDING & IMPROVEMENTS		45,265,224
FURNITURE, EQUIP, VEHICLES		7,458,652
CONSTRUCTION IN PROGRESS		14,450
	TAX RATES	ASSESSED VALUATION
-- PRIMARY	2.8975	198,367,202
-- SECONDARY	3.1020	200,831,757
-- SRP		5,054,973

AVERAGE DAILY MEMBERSHIP	STATE AID ADM (RESIDENT)	ATTENDING ADM (RESIDENT)	ATTENDING ADM (NON RES)	TOTAL ATTENDING ADM
1990 - 1991				
ELEMENTARY	8,212,345	8,203,225	24,250	8,227,475
HIGH SCHOOL	0,000	0,000	0,000	0,000
-- TOTAL	8,212,345	8,203,225	24,250	8,227,475
1991 - 1992				
ELEMENTARY	8,499,335	8,486,655	20,390	8,507,045
HIGH SCHOOL	0,000	0,000	0,000	0,000
-- TOTAL	8,499,335	8,486,655	20,390	8,507,045
1992 - 1993				
ELEMENTARY	8,803,145	8,788,005	11,560	8,799,565
HIGH SCHOOL	0,000	0,000	0,000	0,000
-- TOTAL	8,803,145	8,788,005	11,560	8,799,565
ENROLLMENT 1992 - 1993				
ORIGINAL ENTRIES				10,093
TRANSFER STUDENTS				1,106
TOTAL STUDENTS SERVED				11,199

STAFFING SUMMARY	NUMBER OF FTE'S	STUDENTS PER STAFF PERSON
CERTIFIED ---		
ADMINS	31	283.90
TEACHERS	495	17.80
OTHER	34	258.80
SUBTOTAL	560	15.70
CLASSIFIED ---		
MANAGERS	24	112.00
TEACH AIDS	114	77.20
OTHER	259	34.00
SUBTOTAL	398	22.10
TOTAL STAFF	958	9.20
TEACHER SALARIES		15,729,827



FINANCIAL DATA FUND DESCRIPTION	JULY 1, 1992			EXPENDITURES			JUNE 30, 1993
	FUND BALANCE	REVENUES	TRANSFERS	BUDGET	ACTUAL	BALANCE	
MAINTENANCE & OPER	676,419	53,951,339	0	55,167,590	54,606,657	21,101	
CAPITAL OUTLAY	3,915,431	3,491,200	0	3,311,398	3,284,198	4,122,433	
ADJACENT WAYS	18,818	24,841	0	50,000	0	43,459	
DEBT SERVICE	2,997,923	2,694,375	0	2,881,850	2,949,565	2,742,733	
SCHOOL PLANT	99,223	33,859	0	0	0	132,882	
FEDERAL PROJECTS	411,956	2,148,921	(39,328)	2,655,000	2,134,169	387,380	
STATE PROJECTS	62,320	339,304	(1,509)	295,000	338,363	61,752	
FOOD SERVICES	177,694	1,844,240	0	1,950,000	1,889,291	152,843	
AUXILIARY OPERATIONS	577,291	658,093	0	450,000	662,354	573,030	
UNEMPLOYMENT INSUR	660,448	112,371	0	86,276	10,928	761,889	
OTHER	814,363	654,739	0	835,000	488,508	980,594	
TOTAL	10,411,884	66,962,882	(40,837)	67,682,114	66,344,033	9,979,896	
NOT INCLUDED ABOVE							
BOND BUILDING	282,997	0	0	350,000	230,077	52,920	
INTRGVMENTL AGRMNTS	0	8,701	0	0	10,961	(2,260)	
INDIRECT COSTS	130,645	10,107	36,560	25,000	29,742	147,570	

Fiscal Year 1992 - 1993 Annual Report for the Arizona Department of Education

DESCRIPTION OF REVENUES RECEIVED BY SOURCE	LOCAL	COUNTY	STATE	FEDERAL	TOTAL REVENUES
MAINTENANCE & OPERATION	27,739,608	2,245,292	23,757,104	0	53,742,004
CAPITAL OUTLAY	3,151,961	0	339,239	0	3,491,200
ADJACENT WAYS	24,637	0	4	0	24,641
DEBT SERVICE	2,694,375	0	0	0	2,694,375
OTHER: SEE DESCRIPTION PAGE 35	33,659	0	339,304	2,148,921	2,521,884
TOTAL BY SOURCE	33,644,240	2,245,292	24,436,651	2,148,921	62,474,104
PERCENTAGE OF TOTAL REVENUES	53.90	3.60	39.10	3.40	100.00

SPECIAL EDUCATION PROGRAM EXPENDITURES - DESCRIPTION	BUDGET	ACTUAL
EDUCABLE MENTALLY	385,307	376,225
SERIOUSLY EMOTIONALLY	113,634	113,305
SERIOUSLY EMOT - PRIVATE	210,534	347,098
HEARING	158,429	184,231
OTHER HEALTH IMPAIRED	124,369	124,127
MULTIPLE DISABILITIES	329,039	542,812
MULTIPLE (SSI)	0	0
PHYSICALLY	0	0
LEARNING DISABLD	1,962,424	1,902,843
SPEECH / LANGUAGE	85,024	85,438
TRAINABLE MENTALLY	568,209	291,899
VISUALLY	108,424	97,137
PRESCHOOL MOD DEV DELAY	0	0
PRESCHOOL SEV DEV DELAY	0	0
-SUBTOTAL	4,076,795	4,076,904
GIFTED PROGRAMS	787,577	859,984
BILINGUAL ED	0	0
REMEDIAL ED	0	0
VOCATIONAL & TECH ED	2,335,237	2,262,473
CAREER ED	0	0
- SUBTOTAL	3,122,814	3,122,467
TOTAL (INCL IN MAINT & OPER)	7,199,609	7,199,361

DUPLICATED COUNTS FOR GIFTED PROG		
KDG	0	9
1	0	10
2	0	11
3	0	12
4	0	SUBTOTAL
5	0	KDG - 12
6	0	ACTUAL EXPENDITURES
7	0	K - 8
8	0	9 - 12
SUBTOTAL	0	TOTAL

MISCELLANEOUS DATA as of 6/30/93	
BONDS OUTSTANDING	15,705,000
LAND & IMPROVEMENTS	6,157,523
BUILDING & IMPROVEMENTS	74,264,352
FURNITURE, EQUIP, VEHICLES	18,373,793
CONSTRUCTION IN PROGRESS	119,912
TAX RATES ASSESSED VALUATION	
-- PRIMARY	2.8400 1,074,574,000
-- SECONDARY	6285 1,084,158,958
-- S R P	14,702,405

AVERAGE DAILY MEMBERSHIP	STATE AID ADM (RESIDENT)	ATTENDING ADM (RESIDENT)	ATTENDING ADM (NON RES)	TOTAL ATTENDING ADM
1990 - 1991				
ELEMENTARY	0 000	0 000	0 000	0 000
HIGH SCHOOL	11,940 920	11,875 951	52 470	11,928 421
-- TOTAL	11,940 920	11,875 951	52 470	11,928 421
1991 - 1992				
ELEMENTARY	0 000	0 000	0 000	0 000
HIGH SCHOOL	12,074 720	12,015 931	47 587	12,063 518
-- TOTAL	12,074 720	12,015 931	47 587	12,063 518
1992 - 1993				
ELEMENTARY	0 000	0 000	0 000	0 000
HIGH SCHOOL	12,216 690	12,171 570	49 199	12,220 769
-- TOTAL	12,216 690	12,171 570	49 199	12,220 769
ENROLLMENT				
1992 - 1993				
ORIGINAL ENTRIES				13 491
TRANSFER STUDENTS				565
TOTAL STUDENTS SERVED				14 056

STAFFING SUMMARY	NUMBER OF FTE'S	STUDENTS PER STAFF PERSON
CERTIFIED ---		
ADMNS	43	284 20
TEACHERS	598	20 40
OTHER	61	200 30
SUBTOTAL	702	17 40
CLASSIFIED ---		
MANAGERS	42	291 00
TEACH AIDS	44	277 70
OTHER	415	29 40
SUBTOTAL	501	24 40
TOTAL STAFF	1,203	10 20
TEACHER SALARIES		22,526,780



FINANCIAL DATA FUND DESCRIPTION	JULY 1, 1992			EXPENDITURES		JUNE 30, 1993
	FUND BALANCE	REVENUES	TRANSFERS	BUDGET	ACTUAL	BALANCE
MAINTENANCE & OPER	137,731	996,081	(967)	1,088,033	1,078,945	55,900
CAPITAL OUTLAY	58,124	43,715	0	86,500	86,371	16,468
ADJACENT WAYS	0	0	0	0	0	0
DEBT SERVICE	165,782	223,342	0	206,343	200,940	188,184
SCHOOL PLANT	0	0	0	0	0	0
FEDERAL PROJECTS	7,484	34,287	0	42,500	33,185	8,566
STATE PROJECTS	31	5	0	0	0	36
FOOD SERVICES	11,819	51,272	0	45,000	41,532	21,559
AUXILIARY OPERATIONS	0	0	0	0	0	0
UNEMPLOYMENT INSUR	0	0	0	0	0	0
OTHER	4,831	4,853	0	4,850	6,403	2,881
TOTAL	388,602	1,363,336	(967)	1,473,228	1,446,378	293,594
NOT INCLUDED ABOVE						
BOND BUILDING	144	0	0	0	0	144
INTRGVMNTL AGRMNTS	0	0	0	0	0	0
INDIRECT COSTS	0	0	0	0	0	0

Fiscal Year 1992 - 1993 Annual Report for the Arizona Department of Education

DESCRIPTION OF REVENUES RECEIVED BY SOURCE	LOCAL	COUNTY	STATE	FEDERAL	TOTAL REVENUES
MAINTENANCE & OPERATION	364,706	20,802	610,573	0	996,081
CAPITAL OUTLAY	38,592	0	5,123	0	43,715
ADJACENT WAYS	0	0	0	0	0
DEBT SERVICE	223,342	0	0	0	223,342
OTHER: SEE DESCRIPTION PAGE 35	0	0	5	34,267	34,272
TOTAL BY SOURCE	626,640	20,802	615,701	34,267	1,297,410
PERCENTAGE OF TOTAL REVENUES	48.30	1.60	47.50	2.60	100.00

SPECIAL EDUCATION PROGRAM EXPENDITURES - DESCRIPTION	BUDGET	ACTUAL
EDUCABLE MENTALLY	12,019	11,019
SERIOUSLY EMOTIONALLY	0	0
SERIOUSLY EMOT - PRIVATE	0	0
HEARING	0	0
OTHER HEALTH IMPAIRED	0	0
MULTIPLE DISABILITIES	0	0
MULTIPLE (SSI)	0	0
PHYSICALLY	0	0
LEARNING DISABLED	68,730	67,451
SPEECH / LANGUAGE	13,364	13,364
TRAINABLE MENTALLY	0	0
VISUALLY	0	0
PRESCHOOL MOD DEV DELAY	5,151	5,151
PRESCHOOL SEV DEV DELAY	0	0
-SUBTOTAL	99,264	96,986
GIFTED PROGRAMS	17,938	17,938
BILINGUAL ED	24,842	27,012
REMEDIAL ED	0	41
VOCATIONAL & TECH ED	0	0
CAREER ED	0	0
- SUBTOTAL	42,780	44,991
TOTAL (INCL IN MAINT & OPER)	142,044	141,976

DUPLICATED COUNTS FOR GIFTED PROG			
KDG	0	9	0
1	2	10	0
2	6	11	0
3	4	12	0
4	6		
5	7	SUBTOTAL	50
6	5	KDG - 12	50
7	12	ACTUAL EXPENDITURES	
8	8	K - 8	17,938
		9 - 12	0
SUBTOTAL	50	TOTAL	17,938

MISCELLANEOUS DATA as of 6/30/93	
BONDS OUTSTANDING	1,180,000
LAND & IMPROVEMENTS	313,771
BUILDING & IMPROVEMENTS	1,383,856
FURNITURE, EQUIP, VEHICLES	329,645
CONSTRUCTION IN PROGRESS	0
TAX RATES	ASSESSED VALUATION
-- PRIMARY 3.5135	9,103,905
-- SECONDARY 1.8587	10,585,595
-- S.R.P.	541,366

AVERAGE DAILY MEMBERSHIP	STATE AID ADM (RESIDENT)	ATTENDING ADM (RESIDENT)	ATTENDING ADM (NON RES)	TOTAL ATTENDING ADM
1990 - 1991				
ELEMENTARY	189,470	189,470	0,000	189,470
HIGH SCHOOL	74,778	0,000	0,000	0,000
-- TOTAL	264,248	189,470	0,000	189,470
1991 - 1992				
ELEMENTARY	186,175	186,175	0,000	186,175
HIGH SCHOOL	77,030	0,000	0,000	0,000
-- TOTAL	263,205	186,175	0,000	186,175
1992 - 1993				
ELEMENTARY	195,225	190,915	0,000	190,915
HIGH SCHOOL	81,910	0,000	0,000	0,000
-- TOTAL	277,135	190,915	0,000	190,915
ENROLLMENT				
1992 - 1993				212
TRANSFER STUDENTS				31
TOTAL STUDENTS SERVED				243

STAFFING SUMMARY	NUMBER OF FTE'S	STUDENTS PER STAFF PERSON
CERTIFIED ---		
ADMINS	1	190.90
TEACHERS	10	19.10
OTHER	0	0.00
SUBTOTAL	11	17.40
CLASSIFIED ---		
MANAGERS	1	190.90
TEACH AIDS	1	190.90
OTHER	11	17.40
SUBTOTAL	13	14.70
TOTAL STAFF	24	8.00
TEACHER SALARIES		247,900



FINANCIAL DATA FUND DESCRIPTION	JULY 1, 1992			EXPENDITURES		JUNE 30, 1993 BALANCE
	FUND BALANCE	REVENUES	TRANSFERS	BUDGET	ACTUAL	
MAINTENANCE & OPER	505,256	2,288,319	0	2,910,406	2,828,193	(34,618)
CAPITAL OUTLAY	(457,426)	(45,143)	0	299,397	299,590	(802,159)
ADJACENT WAYS	0	0	0	0	0	0
DEBT SERVICE	0	0	0	0	0	0
SCHOOL PLANT	0	0	0	0	0	0
FEDERAL PROJECTS	8,335	317,903	0	519,300	208,187	118,051
STATE PROJECTS	38	28,291	0	1,000	5,583	22,746
FOOD SERVICES	0	92,823	0	134,000	74,029	18,794
AUXILIARY OPERATIONS	0	0	0	0	0	0
UNEMPLOYMENT INSUR	0	5,201	0	5,000	3,187	2,034
OTHER	7,985	46,291	0	32,000	48,304	5,972
TOTAL	64,188	2,733,688	0	3,901,103	3,467,063	(669,180)
NOT INCLUDED ABOVE						
BOND BUILDING	0	0	0	0	0	0
INTRGMNTL AGRMNTS	0	0	0	0	0	0
INDIRECT COSTS	0	0	0	8,000	0	0

Fiscal Year 1992 - 1993 Annual Report for the Arizona Department of Education

DESCRIPTION OF REVENUES RECEIVED BY SOURCE	LOCAL	COUNTY	STATE	FEDERAL	TOTAL REVENUES
MAINTENANCE & OPERATION	440,671	229,242	1,365,408	252,998	2,288,319
CAPITAL OUTLAY	(45,143)	0	0	0	(45,143)
ADJACENT WAYS	0	0	0	0	0
DEBT SERVICE	0	0	0	0	0
OTHER: SEE DESCRIPTION PAGE 35	0	0	28,291	317,903	346,194
TOTAL BY SOURCE	395,528	229,242	1,393,699	570,901	2,589,370
PERCENTAGE OF TOTAL REVENUES	15.30	8.90	53.80	22.00	100.00

SPECIAL EDUCATION PROGRAM EXPENDITURES - DESCRIPTION	BUDGET	ACTUAL
EDUCABLE MENTALLY	15,000	10,000
SERIOUSLY EMOTIONALLY	10,000	5,000
SERIOUSLY EMOT - PRIVATE	0	0
HEARING	0	0
OTHER HEALTH IMPAIRED	0	0
MULTIPLE DISABILITIES	17,000	10,000
MULTIPLE (SSI)	0	0
PHYSICALLY	0	0
LEARNING DISABLED	100,456	68,706
SPEECH / LANGUAGE	40,000	35,000
TRAINABLE MENTALLY	0	0
VISUALLY	0	0
PRESCHOOL MOD DEV DELAY	9,000	7,000
PRESCHOOL SEV DEV DELAY	7,000	5,000
-SUBTOTAL	188,456	140,706
GIFTED PROGRAMS	2,549	2,000
BILINGUAL ED	0	0
REMEDIATION ED	0	0
VOCATIONAL & TECH ED	0	0
CAREER ED	0	0
- SUBTOTAL	2,549	2,000
TOTAL (INCL IN MAINT & OPER)	201,006	142,706

DUPLICATED COUNTS FOR GIFTED PROG			
KDG	0	9	0
1	0	10	0
2	0	11	0
3	0	12	0
4	0	SUBTOTAL	0
5	0	KDG - 12	0
6	0	ACTUAL EXPENDITURES	
7	0	K - 8	0
8	0	9 - 12	0
SUBTOTAL	0	TOTAL	0

MISCELLANEOUS DATA as of 6/30/93		
BONDS OUTSTANDING		0
LAND & IMPROVEMENTS		91,873
BUILDING & IMPROVEMENTS		38,656
FURNITURE, EQUIP, VEHICLES		21,811
CONSTRUCTION IN PROGRESS		0
	TAX RATES	ASSESSED VALUATION
-- PRIMARY	0.0000	0
-- SECONDARY	0.0000	0
-- S.R.P.		0

AVERAGE DAILY MEMBERSHIP	STATE AID ADM (RESIDENT)	ATTENDING ADM (RESIDENT)	ATTENDING ADM (NON RES)	TOTAL ATTENDING ADM
1990 - 1991				
ELEMENTARY	261,327	265,955	110	266,065
HIGH SCHOOL	119,012	135,770	2,400	138,170
-- TOTAL	380,339	401,725	2,510	404,235
1991 - 1992				
ELEMENTARY	181,965	186,125	0,000	186,125
HIGH SCHOOL	305,911	347,390	1,670	349,060
-- TOTAL	487,876	533,515	1,670	535,135
1992 - 1993				
ELEMENTARY	254,176	277,185	790	277,975
HIGH SCHOOL	451,947	514,045	0,000	514,045
-- TOTAL	706,123	791,230	790	792,020
ENROLLMENT				
1992 - 1993				
ORIGINAL ENTRIES				1,219
TRANSFER STUDENTS				2,538
TOTAL STUDENTS SERVED				3,757

STAFFING SUMMARY	NUMBER OF FTE'S	STUDENTS PER STAFF PERSON
CERTIFIED ---		
ADMINS	5	158.40
TEACHERS	41	19.30
OTHER	1	792.00
SUBTOTAL	47	16.90
CLASSIFIED ---		
MANAGERS	1	792.00
TEACH AIDS	24	33.00
OTHER	15	52.80
SUBTOTAL	40	19.80
TOTAL STAFF	87	9.10
TEACHER SALARIES		1,230,773

FINANCIAL DATA FUND DESCRIPTION	JULY 1, 1992			EXPENDITURES		JUNE 30, 1993
	FUND BALANCE	REVENUES	TRANSFERS	BUDGET	ACTUAL	BALANCE
MAINTENANCE & OPER	(323,095)	19,048,409	0	19,070,450	18,917,446	(192,132)
CAPITAL OUTLAY	179,167	1,616,256	0	1,669,262	1,799,393	(3,970)
ADJACENT WAYS	(2,207)	34,638	0	25,000	9,143	23,288
DEBT SERVICE	1,278,701	2,204,601	(3,064)	1,694,100	2,005,324	1,474,914
SCHOOL PLANT	24,758	2,802	0	24,385	0	27,560
FEDERAL PROJECTS	167,227	1,323,974	21,598	1,794,445	1,384,697	148,102
STATE PROJECTS	85,973	428,597	5,691	581,844	473,219	47,042
FOOD SERVICES	425,493	1,841,267	0	1,800,000	1,712,380	554,380
AUXILIARY OPERATIONS	0	3,286	0	0	2,535	751
UNEMPLOYMENT INSUR	787	59	0	5,000	0	846
OTHER	123,280	56,485	0	529,000	140,863	38,882
TOTAL	1,960,084	26,660,374	24,226	27,693,626	26,426,000	2,119,663
NOT INCLUDED ABOVE						
BOND BUILDING	225,621	0	0	225,621	225,621	0
INTRGVMNTL AGRMNTS	0	1,507	0	0	0	1,507
INDIRECT COSTS	0	69	27,693	48,096	20,777	6,985

Fiscal Year 1992 - 1993 Annual Report for the Arizona Department of Education

DESCRIPTION OF REVENUES RECEIVED BY SOURCE	LOCAL	COUNTY	STATE	FEDERAL	TOTAL REVENUES
MAINTENANCE & OPERATION	2,750,191	1,978,227	14,319,991	0	19,048,409
CAPITAL OUTLAY	1,431,723	0	184,533	0	1,616,256
ADJACENT WAYS	34,621	0	17	0	34,638
DEBT SERVICE	2,202,478	0	2,123	0	2,204,601
OTHER: SEE DESCRIPTION PAGE 35	2,802	0	428,597	1,323,974	1,755,373
TOTAL BY SOURCE	6,421,815	1,978,227	14,935,261	1,323,974	24,659,277
PERCENTAGE OF TOTAL REVENUES	26.00	8.00	60.60	5.40	100.00

SPECIAL EDUCATION PROGRAM EXPENDITURES - DESCRIPTION	BUDGET	ACTUAL
EDUCABLE MENTALLY	191,123	353,939
SERIOUSLY EMOTIONALLY	185,235	156,914
SERIOUSLY EMOT - PRIVATE	0	0
HEARING	21,931	8,448
OTHER HEALTH IMPAIRED	21,517	0
MULTIPLE DISABILITIES	150,979	71,308
MULTIPLE (SSI)	62,998	0
PHYSICALLY	0	0
LEARNING DISABLED	888,455	849,486
SPEECH / LANGUAGE	193,221	181,846
TRAINABLE MENTALLY	134,592	96,653
VISUALLY	32,831	0
PRESCHOOL MOD DEV DELAY	0	52,395
PRESCHOOL SEV DEV DELAY	0	9,673
-SUBTOTAL	1,915,713	1,829,316
GIFTED PROGRAMS	91,158	98,259
BILINGUAL ED	1 00 046	953,708
REMEDIAL ED	0	0
VOCATIONAL & TECH ED	0	0
CAREER ED	0	0
- SUBTOTAL	1,098,204	1,051,967
TOTAL (INCL IN MAINT & OPER)	3,013,917	2,881,283

DUPLICATED COUNTS FOR GIFTED PROG			
KDG	0	9	0
1	0	10	0
2	14	11	0
3	20	12	0
4	26	SUBTOTAL	
5	31	KDG - 12	181
6	25	ACTUAL EXPENDITURES	
7	36	K - 8	98,259
8	29	9 - 12	0
SUBTOTAL	181	TOTAL	98,259

MISCELLANEOUS DATA as of 6/30/93	
BONDS OUTSTANDING	11,740,000
LAND & IMPROVEMENTS	4,152,941
BUILDING & IMPROVEMENTS	24,812,219
FURNITURE, EQUIP, VEHICLES	3,273,117
CONSTRUCTION IN PROGRESS	0
TAX RATES	ASSESSED VALUATION
-- PRIMARY 4.1842	116,927,718
-- SECONDARY 1.4885	117,622,844
-- S R P	2,109,223

AVERAGE DAILY MEMBERSHIP	STATE AID ADM (RESIDENT)	ATTENDING ADM (RESIDENT)	ATTENDING ADM (NON RES)	TOTAL ATTENDING ADM
1990 - 1991				
ELEMENTARY	5,500,450	5,491,000	9,555	5,500,555
HIGH SCHOOL	0,000	0,000	0,000	0,000
-- TOTAL	5,500,450	5,491,000	9,555	5,500,555
1991 - 1992				
ELEMENTARY	5,604,215	5,591,285	14,040	5,605,325
HIGH SCHOOL	0,000	0,000	0,000	0,000
-- TOTAL	5,604,215	5,591,285	14,040	5,605,325
1992 - 1993				
ELEMENTARY	5,813,305	5,795,945	11,790	5,807,735
HIGH SCHOOL	0,000	0,000	0,000	0,000
-- TOTAL	5,813,305	5,795,945	11,790	5,807,735
ENROLLMENT 1992 - 1993				
ORIGINAL ENTRIES				6,781
TRANSFER STUDENTS				911
TOTAL STUDENTS SERVED				7,692

STAFFING SUMMARY	NUMBER OF FTE'S	STUDENTS PER STAFF PERSON
CERTIFIED ---		
ADMINS	19	305.70
TEACHERS	292	19.90
OTHER	11	528.00
SUBTOTAL	322	18.00
CLASSIFIED ---		
MANAGERS	10	580.80
TEACH AIDS	42	138.30
OTHER	172	33.80
SUBTOTAL	224	25.90
TOTAL STAFF	546	10.60
TEACHER SALARIES		10,304,637



FINANCIAL DATA FUND DESCRIPTION	JULY 1, 1992			EXPENDITURES			JUNE 30, 1993
	FUND BALANCE	REVENUES	TRANSFERS	BUDGET	ACTUAL	BALANCE	
MAINTENANCE & OPER	1,922,303	40,116,848	0	40,768,910	40,254,094	1,785,057	
CAPITAL OUTLAY	1,599,786	3,872,918	0	4,320,738	3,187,955	2,284,749	
ADJACENT WAYS	1,572,001	229,874	0	1,563,000	1,509,814	291,861	
DEBT SERVICE	2,831,638	13,614,835	1,614,216	14,957,052	14,638,698	3,421,991	
SCHOOL PLANT	0	0	0	0	0	0	
FEDERAL PROJECTS	298,010	669,811	(20,425)	1,196,000	748,816	198,580	
STATE PROJECTS	15,635	42,321	0	77,200	43,221	14,735	
FOOD SERVICES	50,327	2,104,824	0	2,200,000	2,033,185	121,966	
AUXILIARY OPERATIONS	0	0	0	0	0	0	
UNEMPLOYMENT INSUR	18,868	51,403	0	40,000	7,342	62,929	
OTHER	258,207	411,020	0	427,000	364,717	304,510	
TOTAL	8,666,776	61,113,464	1,693,791	66,549,900	62,787,642	8,486,378	
NOT INCLUDED ABOVE							
BOND BUILDING	21,527,989	48,215,000	0	32,000,000	19,910,593	49,832,396	
INTRGVMNTL AGRMNTS	0	0	0	0	0	0	
INDIRECT COSTS	21,567	1,515	20,425	30,000	14,403	29,104	

Fiscal Year 1992 - 1993 Annual Report for the Arizona Department of Education

DESCRIPTION OF REVENUES RECEIVED BY SOURCE	LOCAL	COUNTY	STATE	FEDERAL	TOTAL REVENUES
MAINTENANCE & OPERATION	12,729,129	3,232,356	23,204,195	0	39,165,680
CAPITAL OUTLAY	2,702,429	0	1,170,489	0	3,872,918
ADJACENT WAYS	98,647	0	131,027	0	229,674
DEBT SERVICE	13,614,835	0	0	0	13,614,835
OTHER: SEE DESCRIPTION PAGE 35	0	0	42,321	669,611	711,932
TOTAL BY SOURCE	29,145,040	3,232,356	24,648,032	669,611	57,595,039
PERCENTAGE OF TOTAL REVENUES	50.60	5.60	42.60	1.20	100.00

SPECIAL EDUCATION PROGRAM EXPENDITURES - DESCRIPTION	BUDGET	ACTUAL
EDUCABLE MENTALLY	235,671	301,780
SERIOUSLY EMOTIONALLY	228,655	205,293
SERIOUSLY EMOT - PRIVATE	0	40,000
HEARING	97,795	94,903
OTHER HEALTH IMPAIRED	26,259	20,969
MULTIPLE DISABILITIES	218,539	368,134
MULTIPLE (SSI)	66,918	35,250
PHYSICALLY	0	0
LEARNING DISABLED	1,388,371	1,283,099
SPEECH / LANGUAGE	632,193	585,753
TRAINABLE MENTALLY	110,327	109,168
VISUALLY	38,367	41,345
PRESCHOOL MOD DEV DELAY	170,706	160,490
PRESCHOOL SEV DEV DELAY	38,358	42,666
-SUBTOTAL	3,372,870	3,360,906
GIFTED PROGRAMS	453,600	451,084
BILINGUAL ED	298,754	288,585
REMEDIAL ED	208,280	198,249
VOCATIONAL & TECH ED	0	0
CAREER ED	0	0
- SUBTOTAL	960,634	937,918
TOTAL (INCL IN MAINT & OPER)	4,333,504	4,298,824

DUPLICATED COUNTS FOR GIFTED PROG			
KDG	0	9	0
1	2	10	0
2	3	11	0
3	293	12	0
4	330	SUBTOTAL	0
5	416	KDG - 12	1,654
6	252	ACTUAL EXPENDITURES	
7	200	K - 8	451,084
8	158	9 - 12	0
SUBTOTAL	1,654	TOTAL	451,084

MISCELLANEOUS DATA as of 6/30/93	
BONDS OUTSTANDING	59,600,000
LAND & IMPROVEMENTS	36,600,685
BUILDING & IMPROVEMENTS	83,361,715
FURNITURE, EQUIP, VEHICLES	11,571,248
CONSTRUCTION IN PROGRESS	10,261,982
TAX RATES	ASSESSED
-- PRIMARY 2.3436	547,408,097
-- SECONDARY 2.8040	558,921,752
-- S R P	36,445,053

AVERAGE DAILY MEMBERSHIP	STATE AID ADM (RESIDENT)	ATTENDING ADM (RESIDENT)	ATTENDING ADM (NON RES)	TOTAL ATTENDING ADM
1990 - 1991				
ELEMENTARY	9,908,270	9,906,270	12,450	9,918,720
HIGH SCHOOL	0,000	0,000	0,000	0,000
-- TOTAL	9,908,270	9,906,270	12,450	9,918,720
1991 - 1992				
ELEMENTARY	11,011,225	11,008,565	18,000	11,026,565
HIGH SCHOOL	0,000	0,000	0,000	0,000
-- TOTAL	11,011,225	11,008,565	18,000	11,026,565
1992 - 1993				
ELEMENTARY	12,081,365	12,078,215	12,680	12,090,895
HIGH SCHOOL	0,000	0,000	0,000	0,000
-- TOTAL	12,081,365	12,078,215	12,680	12,090,895
ENROLLMENT 1992 - 1993				13,602
ORIGINAL ENTRIES				357
TRANSFER STUDENTS				13,959
TOTAL STUDENTS SERVED				13,959

STAFFING SUMMARY	NUMBER OF FTE'S	STUDENTS PER STAFF PERSON
CERTIFIED ---		
ADMINS	52	232.50
TEACHERS	607	19.90
OTHER	32	177.80
SUBTOTAL	691	17.50
CLASSIFIED ---		
MANAGERS	5	2,418.20
TEACH AIDS	59	204.90
OTHER	255	47.40
SUBTOTAL	319	37.90
TOTAL STAFF	1,010	12.00
TEACHER SALARIES		19,177,918

FINANCIAL DATA FUND DESCRIPTION	JULY 1, 1992			EXPENDITURES		JUNE 30, 1993
	FUND BALANCE	REVENUES	TRANSFERS	BUDGET	ACTUAL	BALANCE
MAINTENANCE & OPER	(6,739)	5,294,544	0	5,198,863	5,189,591	98,214
CAPITAL OUTLAY	(168,723)	777,280	0	723,569	723,251	(114,694)
ADJACENT WAYS	20,190	30,461	0	45,000	0	50,651
DEBT SERVICE	471,368	523,775	0	506,850	492,907	502,234
SCHOOL PLANT	0	0	0	0	0	0
FEDERAL PROJECTS	55,816	478,629	(13,555)	1,040,000	494,881	25,809
STATE PROJECTS	22,702	178,710	0	250,000	188,430	10,982
FOOD SERVICES	86,265	444,524	(38,000)	450,000	428,850	63,939
AUXILIARY OPERATIONS	198	2,247	0	0	2,211	234
UNEMPLOYMENT INSUR	54,248	3,959	0	50,000	7,223	50,984
OTHER	15,087	14,681	0	65,000	12,003	17,765
TOTAL	660,210	7,746,810	(61,666)	8,328,882	7,539,347	706,118
NOT INCLUDED ABOVE						
BOND BUILDING	0	0	0	0	0	0
INTRGVMNTL AGRMNTS	307	57,856	0	60,000	57,426	737
INDIRECT COSTS	24,293	40,752	0	60,000	60,814	4,231

Fiscal Year 1992 - 1993 Annual Report for the Arizona Department of Education

DESCRIPTION OF REVENUES RECEIVED BY SOURCE	LOCAL	COUNTY	STATE	FEDERAL	TOTAL REVENUES
MAINTENANCE & OPERATION	140,652	612,285	4,541,607	0	5,294,544
CAPITAL OUTLAY	666,965	0	110,315	0	777,280
ADJACENT WAYS	30,461	0	0	0	30,461
DEBT SERVICE	516,786	0	6,989	0	523,775
OTHER: SEE DESCRIPTION PAGE 35	0	0	176,710	478,629	655,339
TOTAL BY SOURCE	1,364,864	612,285	4,836,621	478,629	7,281,399
PERCENTAGE OF TOTAL REVENUES	18.60	8.40	66.40	6.60	100.00

SPECIAL EDUCATION PROGRAM EXPENDITURES - DESCRIPTION	BUDGET	ACTUAL
EDUCABLE MENTALLY	105,000	74,103
SERIOUSLY EMOTIONALLY	55,000	32,595
SERIOUSLY EMOT - PRIVATE	0	2,804
HEARING	3,000	0
OTHER HEALTH IMPAIRED	10,000	2,381
MULTIPLE DISABILITIES	110,000	97,101
MULTIPLE (SSI)	5,000	0
PHYSICALLY	0	0
LEARNING DISABLED	290,000	244,849
SPEECH / LANGUAGE	35,000	72,429
TRAINABLE MENTALLY	120,474	44,327
VISUALLY	5,000	12,131
PRESCHOOL MOD DEV DELAY	0	36,827
PRESCHOOL SEV DEV DELAY	0	0
-SUBTOTAL	758,474	624,702
GIFTED PROGRAMS	22,000	5,162
BILINGUAL ED	210,000	561,825
REMEDIAL ED	0	0
VOCATIONAL & TECH ED	0	0
CAREER ED	0	0
- SUBTOTAL	232,000	566,987
TOTAL (INCL IN MAINT & OPER)	990,474	1,191,689

DUPLICATED COUNTS FOR GIFTED PROG			
KDG	0	9	0
1	0	10	0
2	5	11	0
3	6	12	0
4	6	SUBTOTAL	
5	13	KDG - 12	71
6	21	ACTUAL EXPENDITURES	
7	17	K - 8	8,948
8	3	9 - 12	0
SUBTOTAL	71	TOTAL	8,948

MISCELLANEOUS DATA as of 6/30/93		
BONDS OUTSTANDING	1,365,000	
LAND & IMPROVEMENTS	806,409	
BUILDING & IMPROVEMENTS	6,588,461	
FURNITURE, EQUIP, VEHICLES	1,441,892	
CONSTRUCTION IN PROGRESS	65,089	
TAX RATES	ASSESSED VALUATION	
-- PRIMARY	4 3157	23,651,187
-- SECONDARY	1 9145	24,933,537
-- S R P		1,288,206

AVERAGE DAILY MEMBERSHIP	STATE AID ADM (RESIDENT)	ATTENDING ADM (RESIDENT)	ATTENDING ADM (NON RES)	TOTAL ATTENDING ADM
1990 - 1991				
ELEMENTARY	1,682,941	1,683,260	0,000	1,683,260
HIGH SCHOOL	0,000	0,000	0,000	0,000
-- TOTAL	1,682,941	1,683,260	0,000	1,683,260
1991 - 1992				
ELEMENTARY	1,634,780	1,641,465	0,000	1,641,465
HIGH SCHOOL	0,000	0,000	0,000	0,000
-- TOTAL	1,634,780	1,641,465	0,000	1,641,465
1992 - 1993				
ELEMENTARY	1,647,363	1,653,060	0,000	1,653,060
HIGH SCHOOL	0,000	0,000	0,000	0,000
-- TOTAL	1,647,363	1,653,060	0,000	1,653,060
ENROLLMENT 1992 - 1993				1,811
ORIGINAL ENTRIES				212
TRANSFER STUDENTS				2,023
TOTAL STUDENTS SERVED				

STAFFING SUMMARY	NUMBER OF FTE'S	STUDENTS PER STAFF PERSON
CERTIFIED - - -		
ADMINS	6	275.50
TEACHERS	88	18.80
OTHER	6	275.50
SUBTOTAL	100	16.50
CLASSIFIED - - -		
MANAGERS	5	330.60
TEACH AIDS	11	150.30
OTHER	45	46.70
SUBTOTAL	61	27.10
TOTAL STAFF	161	10.30
TEACHER SALARIES		2,678,154

FINANCIAL DATA FUND DESCRIPTION	JULY 1, 1992			EXPENDITURES		JUNE 30, 1993
	FUND BALANCE	REVENUES	TRANSFERS	BUDGET	ACTUAL	BALANCE
MAINTENANCE & OPER	(74,605)	3,236,678	(2,111)	3,052,778	3,023,795	136,167
CAPITAL OUTLAY	21,154	277,911	0	208,070	207,806	91,259
ADJACENT WAYS	0	0	0	0	0	0
DEBT SERVICE	406,076	525,785	0	449,720	424,645	507,216
SCHOOL PLANT	0	0	0	0	0	0
FEDERAL PROJECTS	5,212	169,641	46,913	198,228	194,983	26,783
STATE PROJECTS	236	2,245	800	1,500	3,025	256
FOOD SERVICES	8,714	193,222	0	215,000	181,136	20,798
AUXILIARY OPERATIONS	0	0	0	0	0	0
UNEMPLOYMENT INSUR	0	0	0	0	0	0
OTHER	22,653	27,103	0	44,450	16,790	32,966
TOTAL	389,438	4,432,586	45,602	4,169,748	4,062,180	816,445
NOT INCLUDED ABOVE						
BOND BUILDING	887,714	0	0	900,000	372,648	515,066
INTRGVMNTL AGRMNTS	0	0	0	0	0	0
INDIRECT COSTS	0	0	0	0	0	0

Fiscal Year 1992 - 1993 Annual Report for the Arizona Department of Education

DESCRIPTION OF REVENUES RECEIVED BY SOURCE	LOCAL	COUNTY	STATE	FEDERAL	TOTAL REVENUES
MAINTENANCE & OPERATION	922,613	288,333	2,025,732	0	3,236,678
CAPITAL OUTLAY	251,769	0	26,142	0	277,911
ADJACENT WAYS	0	0	0	0	0
DEBT SERVICE	525,785	0	0	0	525,785
OTHER: SEE DESCRIPTION PAGE 35	0	0	2,245	169,641	171,886
TOTAL BY SOURCE	1,700,167	288,333	2,054,119	169,641	4,212,260
PERCENTAGE OF TOTAL REVENUES	40.40	6.80	48.80	4.00	100.00

SPECIAL EDUCATION PROGRAM EXPENDITURES - DESCRIPTION	BUDGET	ACTUAL
EDUCABLE MENTALLY	10,030	34,964
SERIOUSLY EMOTIONALLY	2,122	42,359
SERIOUSLY EMOT - PRIVATE	0	0
HEARING	0	0
OTHER HEALTH IMPAIRED	0	0
MULTIPLE DISABILITIES	41,700	28,566
MULTIPLE (SSI)	0	0
PHYSICALLY	0	0
LEARNING DISABLED	218,165	171,636
SPEECH / LANGUAGE	32,000	45,327
TRAINABLE MENTALLY	0	0
VISUALLY	0	0
PRESCHOOL MOD DEV DELAY	46,000	24,373
PRESCHOOL SEV DEV DELAY	15,500	8,124
-SUBTOTAL	365,617	355,349
GIFTED PROGRAMS	34,600	45,197
BILINGUAL ED	0	0
REMEDIATION ED	0	0
VOCATIONAL & TECH ED	0	0
CAREER ED	0	0
- SUBTOTAL	34,600	45,197
TOTAL (INCL IN MAINT & OPER)	400,117	400,546

DUPLICATED COUNTS FOR GIFTED PROG			
KDG	0	9	0
1	6	10	0
2	5	11	0
3	7	12	0
4	10	SUBTOTAL	0
5	11	KDG - 12	81
6	16	ACTUAL EXPENDITURES	
7	11	K - 8	38,886
8	15	9 - 12	0
SUBTOTAL	81	TOTAL	38,886

MISCELLANEOUS DATA as of 6/30/93	
BONDS OUTSTANDING	3,555,000
LAND & IMPROVEMENTS	595,773
BUILDING & IMPROVEMENTS	4,879,025
FURNITURE, EQUIP, VEHICLES	1,325,175
CONSTRUCTION IN PROGRESS	150,000
TAX RATES	ASSESSED VALUATION
-- PRIMARY 2.7767	35,692,615
-- SECONDARY 1.2178	39,736,381
-- S R P	752,743

AVERAGE DAILY MEMBERSHIP	STATE AID ADM (RESIDENT)	ATTENDING ADM (RESIDENT)	ATTENDING ADM (NON RES)	TOTAL ATTENDING ADM
1990 - 1991				
ELEMENTARY	815,670	815,670	1,950	817,620
HIGH SCHOOL	0,000	0,000	0,000	0,000
-- TOTAL	815,670	815,670	1,950	817,620
1991 - 1992				
ELEMENTARY	877,815	877,315	930	878,245
HIGH SCHOOL	0,000	0,000	0,000	0,000
-- TOTAL	877,815	877,315	930	878,245
1992 - 1993				
ELEMENTARY	899,850	899,850	1,000	900,850
HIGH SCHOOL	0,000	0,000	0,000	0,000
-- TOTAL	899,850	899,850	1,000	900,850
ENROLLMENT 1992 - 1993				
ORIGINAL ENTRIES				948
TRANSFER STUDENTS				156
TOTAL STUDENTS SERVED				1,104

STAFFING SUMMARY	NUMBER OF FTE'S	STUDENTS PER STAFF PERSON
CERTIFIED ---		
ADMINS	6	150.10
TEACHERS	50	18.00
OTHER	1	900.70
SUBTOTAL	57	15.80
CLASSIFIED ---		
MANAGERS	4	225.20
TEACH AIDS	7	128.70
OTHER	33	27.30
SUBTOTAL	44	20.50
TOTAL STAFF	101	8.90
TEACHER SALARIES		1,317,073

FINANCIAL DATA FUND DESCRIPTION	JULY 1, 1992			EXPENDITURES		JUNE 30, 1993 BALANCE
	FUND BALANCE	REVENUES	TRANSFERS	BUDGET	ACTUAL	
MAINTENANCE & OPER	31,166	5,416,566	(507)	5,464,449	5,413,148	34,077
CAPITAL OUTLAY	285,445	466,070	0	451,970	449,017	302,498
ADJACENT WAYS	(25,075)	34,036	0	0	0	8,961
DEBT SERVICE	708,016	1,501,789	0	985,450	1,473,284	736,521
SCHOOL PLANT	2,673	7,556	(5,910)	0	0	4,319
FEDERAL PROJECTS	46,672	245,709	0	314,000	227,273	65,108
STATE PROJECTS	6,023	16,927	0	4,500	11,968	10,962
FOOD SERVICES	6,827	244,778	0	225,000	226,886	24,719
AUXILIARY OPERATIONS	0	0	0	0	0	0
UNEMPLOYMENT INSUR	0	0	0	0	0	0
OTHER	57,222	43,749	0	55,000	18,893	82,078
TOTAL	1,118,969	7,977,180	(6,417)	7,600,369	7,820,469	1,269,263
NOT INCLUDED ABOVE						
BOND BUILDING	466	0	0	0	466	0
INTRGVMNTL AGRMNTS	603	5,968	0	0	6,277	294
INDIRECT COSTS	0	0	0	0	0	0

Fiscal Year 1992 - 1993 Annual Report for the Arizona Department of Education

DESCRIPTION OF REVENUES RECEIVED BY SOURCE	LOCAL	COUNTY	STATE	FEDERAL	TOTAL REVENUES
MAINTENANCE & OPERATION	1,385,56	467,639	3,486,019	77,348	5,416,566
CAPITAL OUTLAY	423,81	0	42,259	0	466,070
ADJACENT WAYS	33,580	0	456	0	34,036
DEBT SERVICE	1,501,789	0	0	0	1,501,789
OTHER: SEE DESCRIPTION PAGE 35	7,556	0	16,927	245,709	270,192
TOTAL BY SOURCE	3,352,296	467,639	3,645,661	323,057	7,688,653
PERCENTAGE OF TOTAL REVENUES	43.60	6.10	46.10	4.20	100.00

SPECIAL EDUCATION PROGRAM EXPENDITURES - DESCRIPTION	BUDGET	ACTUAL
EDUCABLE MENTALLY	60,000	49,896
SERIOUSLY EMOTIONALLY	50,438	23,682
SERIOUSLY EMOT - PRIVATE	0	0
HEARING	10,000	4,285
OTHER HEALTH IMPAIRED	0	0
MUI TIPLE DISABILITIES	32,500	18,826
MU TIPLE (SSI)	0	34,332
PHYSICALLY	0	0
LEARNING DISABLED	167,177	161,040
SPEECH / LANGUAGE	47,000	39,317
TRAINABLE MENTALLY	19,380	17,420
VISUALLY	10,000	4,470
PRESCHOOL MOD DEV DELAY	41,520	50,943
PRESCHOOL SEV DEV DELAY	0	12,090
-SUBTOTAL	438,015	434,234
GIFTED PROGRAMS	121,505	85,040
BILINGUAL ED	46,580	57,670
REMEDIAL ED	45,900	40,513
VOCATIONAL & TECH ED	0	0
CAREER ED	0	0
SUBTOTAL	213,985	183,223
TOTAL (INCL IN MAINT & OPER)	652,000	617,457

DUPLICATED COUNTS FOR GIFTED PROG			
KDG	0	9	0
1	0	10	0
2	0	11	0
3	0	12	0
4	17	SUBTOTAL	0
5	19	KDG - 12	77
6	19	ACTUAL EXPENDITURES	
7	15	K - 8	85,040
8	7	9 - 12	0
SUBTOTAL	77	TOTAL	85,040

MISCELLANEOUS DATA as of 6/30/93	
BONDS OUTSTANDING	7,680,000
LAND & IMPROVEMENTS	2,325,630
BUILDING & IMPROVEMENTS	11,991,872
FURNITURE, EQUIP, VEHICLES	1,777,002
CONSTRUCTION IN PROGRESS	0
TAX RATES	ASSESSED VALUATION
-- PRIMARY 2.8484	56,901,905
-- SECONDARY 2.4800	59,581,070
-- S R P	52,425

AVERAGE DAILY MEMBERSHIP	STATE AID ADM (RESIDENT)	ATTENDING ADM (RESIDENT)	ATTENDING ADM (NON RES)	TOTAL ATTENDING ADM
1990 - 1991				
ELEMENTARY	1,389,910	1,385,915	0,000	1,385,915
HIGH SCHOOL	0,000	0,000	0,000	0,000
-- TOTAL	1,389,910	1,385,915	0,000	1,385,915
1991 - 1992				
ELEMENTARY	1,390,720	1,387,975	0,000	1,387,975
HIGH SCHOOL	0,000	0,000	0,000	0,000
-- TOTAL	1,390,720	1,387,975	0,000	1,387,975
1992 - 1993				
ELEMENTARY	1,399,910	1,397,760	0,000	1,397,760
HIGH SCHOOL	0,000	0,000	0,000	0,000
-- TOTAL	1,399,910	1,397,760	0,000	1,397,760
ENROLLMENT 1992 - 1993				
ORIGINAL ENTRIES				1,598
TRANSFER STUDENTS				167
TOTAL STUDENTS SERVED				1,765

STAFFING SUMMARY	NUMBER OF FTE'S	STUDENTS PER STAFF PERSON
CERTIFIED ---		
ADMINS	5	279.60
TEACHERS	78	17.90
OTHER	3	465.90
SUBTOTAL	86	16.30
CLASSIFIED ---		
MANAGERS	8	174.70
TEACH AIDS	14	99.80
OTHER	48	29.10
SUBTOTAL	70	20.00
TOTAL STAFF	156	9.00
TEACHER SALARIES		2,331,978

FINANCIAL DATA FUND DESCRIPTION	JULY 1, 1992			EXPENDITURES		JUNE 30, 1993
	FUND BALANCE	REVENUES	TRANSFERS	BUDGET	ACTUAL	BALANCE
MAINTENANCE & OPER	67,943	4,083,021	0	4,308,752	4,177,326	(26,362)
CAPITAL OUTLAY	13,954	201,995	0	225,000	184,839	31,110
ADJACENT WAYS	0	0	0	0	0	0
DEBT SERVICE	183,019	148,844	0	178,850	184,461	147,402
SCHOOL PLANT	0	0	0	0	0	0
FEDERAL PROJECTS	112,154	620,875	(13,481)	2,711	612,976	106,572
STATE PROJECTS	19,393	150,070	(4,975)	4,352	149,568	14,920
FOOD SERVICES	106,223	461,773	0	535,000	460,870	107,126
AUXILIARY OPERATIONS	0	0	0	0	0	0
UNEMPLOYMENT INSUR	9,601	1,938	0	10,000	3,367	8,172
OTHER	2,706	9,875	0	10,500	10,836	1,745
TOTAL	614,983	6,678,391	(18,466)	6,162,966	6,784,243	390,686
NOT INCLUDED ABOVE						
BOND BUILDING	0	0	0	0	0	0
INTRGVMNTL AGRMNTS	144	11	0	0	0	155
INDIRECT COSTS	3,766	225	22,133	25,000	22,931	3,193

Fiscal Year 1992 - 1993 Annual Report for the Arizona Department of Education

DESCRIPTION OF REVENUES RECEIVED BY SOURCE	LOCAL	COUNTY	STATE	FEDERAL	TOTAL REVENUES
MAINTENANCE & OPERATION	494,498	400,668	3,187,855	0	4,083,021
CAPITAL OUTLAY	181,437	0	20,558	0	201,995
ADJACENT WAYS	0	0	0	0	0
DEBT SERVICE	148,844	0	0	0	148,844
OTHER: SEE DESCRIPTION PAGE 35	0	0	150,070	620,875	770,945
TOTAL BY SOURCE	824,779	400,668	3,368,483	620,875	6,204,805
PERCENTAGE OF TOTAL REVENUES	15.80	7.70	64.50	11.90	100.00

SPECIAL EDUCATION PROGRAM EXPENDITURES - DESCRIPTION	BUDGET	ACTUAL
EDUCABLE MENTALLY	0	0
SERIOUSLY EMOTIONALLY	0	0
SERIOUSLY EMOT - PRIVATE	0	0
HEARING	0	0
OTHER HEALTH IMPAIRED	588	0
MULTIPLE DISABILITIES	0	033
MULTIPLE (SSI)	0	0
PHYSICALLY	0	0
LEARNING DISABLED	442,946	329,170
SPEECH / LANGUAGE	34,762	33,848
TRAINABLE MENTALLY	14,284	23,473
VISUALLY	0	0
PRESCHOOL MOD DEV DELAY	0	60,977
PRESCHOOL SEV DEV DELAY	25,933	0
-SUBTOTAL	518,513	463,501
GIFTED PROGRAMS	35,430	39,146
BILINGUAL ED	435,991	432,960
REMEDIAL ED	0	0
VOCATIONAL & TECH ED	0	0
CAREER ED	0	0
- SUBTOTAL	471,421	472,107
TOTAL (INCL IN MAINT & OPER)	989,934	925,608

DUPLICATED COUNTS FOR GIFTED PROG			
KDG	0	9	0
1	1	10	0
2	0	11	0
3	1	12	0
4	7	SUBTOTAL	
5	13	KDG - 12	81
6	8	ACTUAL EXPENDITURES	
7	24	K - 8	39,146
8	27	9 - 12	0
SUBTOTAL:	81	TOTAL	39,146

MISCELLANEOUS DATA as of 6/30/93		
BONDS OUTSTANDING		1,350,000
LAND & IMPROVEMENTS		81,697
BUILDING & IMPROVEMENTS		1,666,036
FURNITURE, EQUIP, VEHICLES		939,399
CONSTRUCTION IN PROGRESS		0
	TAX RATES	ASSESSED VALUATION
-- PRIMARY	2.5361	30,660,177
-- SECONDARY	4366	31,831,376
-- S R P		2,348,372

AVERAGE DAILY MEMBERSHIP	STATE AID ADM (RESIDENT)	ATTENDING ADM (RESIDENT)	ATTENDING ADM (NON RES)	TOTAL ATTENDING ADM
1990 - 1991				
ELEMENTARY	1,221,665	1,220,635	0,000	1,220,635
HIGH SCHOOL	0,000	0,000	0,000	0,000
-- TOTAL	1,221,665	1,220,635	0,000	1,220,635
1991 - 1992				
ELEMENTARY	1,284,625	1,283,625	0,000	1,283,625
HIGH SCHOOL	0,000	0,000	0,000	0,000
-- TOTAL	1,284,625	1,283,625	0,000	1,283,625
1992 - 1993				
ELEMENTARY	1,335,255	1,333,535	0,000	1,333,535
HIGH SCHOOL	0,000	0,000	0,000	0,000
-- TOTAL	1,335,255	1,333,535	0,000	1,333,535
ENROLLMENT 1992 - 1993				
	ORIGINAL ENTRIES			1,416
	TRANSFER STUDENTS			129
	TOTAL STUDENTS SERVED			1,545

STAFFING SUMMARY	NUMBER OF FTE'S	STUDENTS PER STAFF PERSON
CERTIFIED ---		
ADMINS	3	444.50
TEACHERS	76	17.50
OTHER	4	333.40
SUBTOTAL	83	16.10
CLASSIFIED ---		
MANAGERS	7	190.50
TEACH AIDS	21	63.50
OTHER	49	27.20
SUBTOTAL	77	17.30
TOTAL STAFF	160	8.30
TEACHER SALARIES		2,224,566



FINANCIAL DATA FUND DESCRIPTION	JULY 1, 1992			EXPENDITURES		JUNE 30, 1993 BALANCE
	FUND BALANCE	REVENUES	TRANSFERS	BUDGET	ACTUAL	
MAINTENANCE & OPER	(377,828)	15,536,067	0	15,029,327	15,014,475	143,788
CAPITAL OUTLAY	(1,011,891)	1,840,290	0	718,378	718,141	110,250
ADJACENT WAYS	19,522	135,430	0	120,000	73,473	81,479
DEBT SERVICE	1,727,698	4,491,357	0	2,487,538	4,182,033	2,37,022
SCHOOL PLANT	48,083	253,698	0	279,604	274,554	27,227
FEDERAL PROJECTS	88,270	317,568	(3,798)	455,000	349,408	52,632
STATE PROJECTS	3,767	7,375	0	11,200	9,820	1,322
FOOD SERVICES	46,985	856,639	(15,648)	820,000	790,384	97,572
AUXILIARY OPERATIONS	0	0	0	0	0	0
UNEMPLOYMENT INSUR	0	0	0	50,000	0	0
OTHER	134,831	944,794	31,745	905,000	880,190	231,180
TOTAL	879,419	24,383,218	12,301	20,866,048	22,292,488	2,782,450
NOT INCLUDED ABOVE						
BOND BUILDING	0	0	0	0	0	0
INTRGMNTL AGRMNTS	0	0	0	0	0	0
INDIRECT COSTS	47,784	1,365	0	30,000	6,572	44,577

Fiscal Year 1992 - 1993 Annual Report for the Arizona Department of Education

DESCRIPTION OF REVENUES RECEIVED BY SOURCE	LOCAL	COUNTY	STATE	FEDERAL	TOTAL REVENUES
MAINTENANCE & OPERATION	12,296,645	205,779	3,033,643	0	15,536,067
CAPITAL OUTLAY	1,698,712	0	141,578	0	1,840,290
ADJACENT WAYS	85,107	0	50,323	0	135,430
DEBT SERVICE	4,489,871	0	1,486	0	4,491,357
OTHER: SEE DESCRIPTION PAGE 35	253,698	0	7,375	317,566	578,639
TOTAL BY SOURCE	18,824,033	205,779	3,234,406	31,566	22,581,783
PERCENTAGE OF TOTAL REVENUES	83.40	0.90	14.30	1.40	100.00

SPECIAL EDUCATION PROGRAM EXPENDITURES - DESCRIPTION	BUDGET	ACTUAL
EDUCABLE MENTALLY	89,736	67,319
SERIOUSLY EMOTIONALLY	10,700	11,534
SERIOUSLY EMOT - PRIVATE	73,954	100,991
HEARING	9,592	10,278
OTHER HEALTH IMPAIRED	0	0
MULTIPLE DISABILITIES	155,25	164,372
MULTIPLE (SSI)	0	0
PHYSICALLY	0	0
LEARNING DISABLED	790,613	803,697
SPEECH / LANGUAGE	113,077	109,258
TRAINABLE MENTALLY	95,625	82,146
VISUALLY	48,852	43,225
PRESCHOOL MOD DEV DELAY	35,517	34,477
PRESCHOOL SEV DEV DELAY	0	0
-SUBTOTAL	1,449,598	1,446,165
GIFTED PROGRAMS	404,732	402,468
BILINGUAL ED	222,621	217,188
REMEDIAL ED	0	0
VOCATIONAL & TECH ED	0	0
CAREER ED	0	0
- SUBTOTAL	627,353	619,656
TOTAL (INCL IN MAINT & OPER)	2,076,951	2,065,811

DUPLICATED COUNTS FOR GIFTED PROG			
KDG	18	9	0
1	136	10	0
2	144	11	0
3	169	12	0
4	135		
5	150		
6	128		
7	128		
8	126		
SUBTOTAL	1,134	TOTAL	328,492

MISCELLANEOUS DATA as of 6/30/93	
BONDS OUTSTANDING	24,050,000
LAND & IMPROVEMENTS	3,611,745
BUILDING & IMPROVEMENTS	32,392,560
FURNITURE, EQUIP, VEHICLES	4,518,816
CONSTRUCTION IN PROGRESS	0
TAX RATES	ASSESSED VALUATION
-- PRIMARY 2.8406	478,950,278
-- SECONDARY 9348	483,222,560
-- SRP	3,462,081

AVERAGE DAILY MEMBERSHIP	STATE AID ADM (RESIDENT)	ATTENDING ADM (RESIDENT)	ATTENDING ADM (NON RES)	TOTAL ATTENDING ADM
1990 - 1991				
ELEMENTARY	3,577,680	3,565,490	4,270	3,569,760
HIGH SCHOOL	0,000	0,000	0,000	0,000
-- TOTAL	3,577,680	3,565,490	4,270	3,569,760
1991 - 1992				
ELEMENTARY	3,766,795	3,754,845	5,070	3,759,915
HIGH SCHOOL	0,000	0,000	0,000	0,000
-- TOTAL	3,766,795	3,754,845	5,070	3,759,915
1992 - 1993				
ELEMENTARY	3,887,070	3,863,985	9,480	3,873,465
HIGH SCHOOL	0,000	0,000	0,000	0,000
-- TOTAL	3,887,070	3,863,985	9,480	3,873,465
ENROLLMENT 1992 - 1993				4,270
ORIGINAL ENTRIES				413
TRANSFER STUDENTS				4,683
TOTAL STUDENTS SERVED				

STAFFING SUMMARY	NUMBER OF FTE'S	STUDENTS PER STAFF PERSON
CERTIFIED ---		
ADMINS	12	322.80
TEACHERS	207	18.70
OTHER	12	322.80
SUBTOTAL	231	16.80
CLASSIFIED ---		
MANAGERS	10	387.30
TEACH AIDS	38	101.90
OTHER	135	28.70
SUBTOTAL	183	21.20
TOTAL STAFF	414	9.40
TEACHER SALARIES		7,967,382

FINANCIAL DATA FUND DESCRIPTION	JULY 1, 1992			EXPENDITURES		JUNE 30, 1993 BALANCE
	FUND BALANCE	REVENUES	TRANSFERS	BUDGET	ACTUAL	
MAINTENANCE & OPER	1,808,700	217,535,658	0	217,110,049	215,719,100	3,425,258
CAPITAL OUTLAY	3,122,829	11,016,040	0	11,649,778	11,097,693	3,041,176
ADJACENT WAYS	642,827	106,723	0	600,000	142,709	606,841
DEBT SERVICE	19,395,286	25,701,165	12,741,085	24,751,098	38,695,035	19,142,501
SCHOOL PLANT	377,422	489,331	0	400,000	162,215	704,538
FEDERAL PROJECTS	1,469,212	6,989,728	(221,420)	9,748,564	6,816,195	1,421,325
STATE PROJECTS	199,954	814,111	(4,142)	1,108,303	797,335	212,588
FOOD SERVICES	1,672,261	10,996,259	0	10,800,000	10,751,358	1,917,162
AUXILIARY OPERATIONS	518,912	1,063,985	0	1,600,000	1,141,169	441,728
UNEMPLOYMENT INSUR	807,545	219,007	0	120,000	71,188	755,364
OTHER	12,217,488	19,379,139	0	15,220,000	14,228,781	17,367,846
TOTAL	41,832,436	294,311,148	12,515,523	293,106,792	299,622,778	49,036,327
NOT INCLUDED ABOVE						
BOND BUILDING	51,335,485	110,230,000	0	16,820,000	73,539,499	88,025,98
INTRGMNTL AGRMNTS	45,590	96,521	0	234,120	122,202	19,909
INDIRECT COSTS	690,890	39,398	225,562	683,000	256,567	699,283

Fiscal Year 1992 - 1993 Annual Report for the Arizona Department of Education

DESCRIPTION OF REVENUES RECEIVED BY SOURCE	LOCAL	COUNTY	STATE	FEDERAL	TOTAL REVENUES
MAINTENANCE & OPERATION	53,703,432	18,769,600	143,872,022	(653,772)	215,691,282
CAPITAL OUTLAY	9,515,832	0	1,500,208	0	11,016,040
ADJACENT WAYS	45,139	0	61,584	0	106,723
DEBT SERVICE	25,683,809	0	17,356	0	25,701,165
OTHER: SEE DESCRIPTION PAGE 35	489,331	0	814,111	6,989,728	8,293,170
TOTAL BY SOURCE	89,437,543	18,769,600	146,265,281	6,335,956	260,808,380
PERCENTAGE OF TOTAL REVENUES	34.30	7.20	56.10	2.40	100.00

SPECIAL EDUCATION PROGRAM EXPENDITURES - DESCRIPTION	BUDGET	ACTUAL
EDUCABLE MENTALLY	1,814,922	1,735,890
SERIOUSLY EMOTIONALLY	1,238,540	1,248,910
SERIOUSLY EMOT - PRIVATE	211,251	298,397
HEARING	1,091,366	1,367,804
OTHER HEALTH IMPAIRED	0	0
MULTIPLE DISABILITIES	633,300	630,631
MULTIPLE (SSI)	468,091	512,125
PHYSICALLY	0	0
LEARNING DISABLED	9,933,368	9,745,482
SPEECH / LANGUAGE	2,927,555	3,000,870
TRAINABLE MENTALLY	1,471,022	1,390,786
VISUALLY	672,030	671,378
PRESCHOOL MOD DEV DELAY	315,523	144,917
PRESCHOOL SEV DEV DELAY	201,727	59,297
-SUBTOTAL	22,415,222	22,216,564
GIFTED PROGRAMS	1,376,264	1,419,442
BILINGUAL ED	664,101	755,369
REMEDIATION ED	0	0
VOCATIONAL & TECH ED	3,005,255	2,905,280
CAREER ED	0	0
- SUBTOTAL	5,045,620	5,080,091
TOTAL (INCL IN MAINT & OPER)	27,460,842	27,296,655

DUPLICATED COUNTS FOR GIFTED PROG			
KDG	1	9	404
1	29	10	364
2	25	11	689
3	797	12	871
4	642		
5	727	SUBTOTAL	2,328
6	844	KDG - 12	6,173
7	370	ACTUAL EXPENDITURES	
8	410	K - 8	716,216
SUBTOTAL	3,845	9 - 12	703,226
		TOTAL	1,419,442

MISCELLANEOUS DATA as of 6/30/93	
BONDS OUTSTANDING	191,855,000
LAND & IMPROVEMENTS	32,195,462
BUILDING & IMPROVEMENTS	273,202,098
FURNITURE, EQUIP, VEHICLES	66,859,041
CONSTRUCTION IN PROGRESS	21,206,816
TAX RATES ASSESSED VALUATION	
-- PRIMARY	4.9594 1,426,558,748
-- SECONDARY	1.5400 1,444,883,912
-- S.R.P.	58,876,037

AVERAGE DAILY MEMBERSHIP	STATE AID ADM (RESIDENT)	ATTENDING ADM (RESIDENT)	ATTENDING ADM (NON RES)	TOTAL ATTENDING ADM
1990 - 1991				
ELEMENTARY	43,694,195	43,678,015	97,665	43,773,680
HIGH SCHOOL	15,980,568	15,449,719	94,730	16,044,449
-- TOTAL	59,674,763	59,127,734	192,395	59,818,129
1991 - 1992				
ELEMENTARY	44,730,035	44,715,395	71,240	44,786,635
HIGH SCHOOL	16,386,808	16,364,149	56,634	16,420,783
-- TOTAL	61,116,843	61,079,544	127,874	61,207,418
1992 - 1993				
ELEMENTARY	45,941,400	45,918,945	74,545	45,993,490
HIGH SCHOOL	16,645,728	16,622,438	41,860	16,664,298
-- TOTAL	62,587,128	62,541,383	116,405	62,657,788
ENROLLMENT	ORIGINAL ENTRIES			69,082
1992 - 1993	TRANSFER STUDENTS			2,518
	TOTAL STUDENTS SERVED			71,598

STAFFING SUMMARY	NUMBER OF FTE'S	STUDENTS PER STAFF PERSON
CERTIFIED ---		
ADMINS	106	591.11
TEACHERS	3,124	70
OTHER	235	266.60
SUBTOTAL	3,465	18.10
CLASSIFIED ---		
MANAGERS	75	815.40
TEACH AIDS	511	122.60
OTHER	1,660	37.70
SUBTOTAL	2,246	27.90
TOTAL STAFF	5,711	11.00
TEACHER SALARIES	116,073,348	

FINANCIAL DATA FUND DESCRIPTION	JULY 1, 1992			EXPENDITURES		JUNE 30, 1993
	FUND BALANCE	REVENUES	TRANSFERS	BUDGET	ACTUAL	BALANCE
MAINTENANCE & OPER	28,157	261,429	0	288,675	282,335	7,251
CAPITAL OUTLAY	45,539	32,842	0	27,500	78,848	1,533
ADJACENT WAYS	0	0	0	0	0	0
DEBT SERVICE	0	0	0	0	0	0
SCHOOL PLANT	0	0	0	0	0	0
FEDERAL PROJECTS	6,802	11,494	0	14,751	12,765	5,531
STATE PROJECTS	0	0	0	0	0	0
FOOD SERVICES	3,989	7,828	0	0	10,039	1,778
AUXILIARY OPERATIONS	0	0	0	0	0	0
UNEMPLOYMENT INSUR	0	0	0	0	0	0
OTHER	745	729	0	2,300	0	1,474
TOTAL	86,232	314,322	0	333,226	381,987	17,567
NOT INCLUDED ABOVE						
BOND BUILDING	0	0	0	0	0	0
INTRGVMNTL AGRMNTS	0	0	0	0	0	0
INDIRECT COSTS	0	0	0	0	0	0

Fiscal Year 1992 - 1993 Annual Report for the Arizona Department of Education

DESCRIPTION OF REVENUES RECEIVED BY SOURCE	LOCAL	COUNTY	STATE	FEDERAL	TOTAL REVENUES
MAINTENANCE & OPERATION	204,858	6,558	50,013	0	261,429
CAPITAL OUTLAY	32,807	0	35	0	32,842
ADJACENT WAYS	0	0	0	0	0
DEBT SERVICE	0	0	0	0	0
OTHER: SEE DESCRIPTION PAGE 35	0	0	0	11,494	11,494
TOTAL BY SOURCE	237,665	6,558	50,048	11,494	305,765
PERCENTAGE OF TOTAL REVENUES	77.70	2.10	16.40	3.80	100.00

SPECIAL EDUCATION PROGRAM EXPENDITURES - DESCRIPTION	BUDGET	ACTUAL
EDUCABLE MENTALLY	0	0
SERIOUSLY EMOTIONALLY	0	0
SERIOUSLY EMOT - PRIVATE	0	0
HEARING	0	0
OTHER HEALTH IMPAIRED	0	0
MULTIPLE DISABILITIES	0	0
MULTIPLE (SSI)	0	0
PHYSICALLY	0	0
LEARNING DISABLED	8,000	5,348
SPEECH / LANGUAGE	8,000	5,347
TRAINABLE MENTALLY	0	0
VISUALLY	0	0
PRE-SCHOOL MOD DEV DELAY	0	0
PRE-SCHOOL SEM DEV DELAY	0	0
- SUBTOTAL	16,000	10,695
GIFTED PROGRAMS	0	0
BILINGUAL ED	0	0
REMEDIATION ED	0	0
VOCATIONAL & TECH ED	0	0
CAREER ED	0	0
- SUBTOTAL	0	0
TOTAL (INCL IN MAINT & OPER)	16,000	10,695

DUPLICATED COUNTS FOR GIFTED PROG			
KDG	0	9	0
1	0	10	0
2	0	11	0
3	0	12	0
4	0	SUBTOTAL	0
5	0	KDG - 12	0
6	0	ACTUAL EXPENDITURES	0
7	0	K 8	0
8	0	9-12	0
SUBTOTAL	0	TOTAL	0

MISCELLANEOUS DATA as of 6/30/93	
BONDS OUTSTANDING	0
LAND & IMPROVEMENTS	30,000
BUILDING & IMPROVEMENTS	762,197
FURNITURE, EQUIP, VEHICLES	127,556
CONSTRUCTION IN PROGRESS	0
TAX RATES ASSESSED VALUATION	
PRIMARY	5.0384 4,504,695
SECONDARY	0.910 4,782,485
SRP	0

AVERAGE DAILY MEMBERSHIP	STATE AID ADM (RESIDENT)	ATTENDING ADM (RESIDENT)	ATTENDING ADM (NON RES)	TOTAL ATTENDING ADM
1990 - 1991				
ELEMENTARY	16,260	16,490	0,000	15,490
HIGH SCHOOL	0,000	0,000	0,000	0,000
-- TOTAL	16,260	16,490	0,000	16,490
1991 - 1992				
ELEMENTARY	16,276	16,470	0,000	16,470
HIGH SCHOOL	0,000	0,000	0,000	0,000
-- TOTAL	16,276	16,470	0,000	16,470
1992 - 1993				
ELEMENTARY	16,086	16,370	0,000	16,370
HIGH SCHOOL	0,000	0,000	0,000	0,000
-- TOTAL	16,086	16,370	0,000	16,370
ENROLLMENT	ORIGINAL ENTRIES			25
1992-1993	TRANSFER STUDENTS			1
	TOTAL STUDENTS SERVED			26

STAFFING SUMMARY	NUMBER OF FTE'S	STUDENTS PER STAFF PERSON
CERTIFIED		
ADMINS	0	0.00
TEACHERS	2	8.20
OTHER	0	0.00
SUBTOTAL	2	8.20
CLASSIFIED		
MANAGERS	0	0.00
TEACH AIDS	1	16.40
OTHER	4	4.10
SUBTOTAL	5	3.30
TOTAL STAFF	7	2.30
TEACHER SALARIES		80,000



FINANCIAL DATA FUND DESCRIPTION	JULY 1, 1992			EXPENDITURES		JUNE 30, 1993
	FUND BALANCE	REVENUES	TRANSFERS	BUDGET	ACTUAL	BALANCE
MAINTENANCE & OPER	29,514	447,380	(3,054)	478,130	473,001	839
CAPITAL OUTLAY	4,002	24,058	3,054	35,543	22,308	8,808
ADJACENT WAYS	0	0	0	0	0	0
DEBT SERVICE	0	0	0	0	0	0
SCHOOL PLANT	0	0	0	0	0	0
FEDERAL PROJECTS	8,862	48,244	(1,646)	60,514	29,868	25,594
STATE PROJECTS	4,088	52,966	(3,354)	56,941	47,220	6,480
FOOD SERVICES	2,635	21,465	0	24,000	20,824	3,276
AUXILIARY OPERATIONS	0	0	0	0	0	0
UNEMPLOYMENT INSUR	0	0	0	0	0	0
OTHER	9,039	14,332	0	24,000	17,568	5,803
TOTAL	58,140	608,443	(5,000)	677,128	610,786	50,798
NOT INCLUDED ABOVE						
BOND BUILDING	0	0	0	0	0	0
INTRGVMNTL AGRMNTS	0	0	0	0	0	0
INDIRECT COSTS	6,553	7,439	0	11,000	2,846	11,146

Fiscal Year 1992 - 1993 Annual Report for the Arizona Department of Education

DESCRIPTION OF REVENUES RECEIVED BY SOURCE	LOCAL	COUNTY	STATE	FEDERAL	TOTAL REVENUES
MAINTENANCE & OPERATION	245,543	12,629	189,207	0	447,379
CAPITAL OUTLAY	23,376	0	680	0	24,056
ADJACENT WAYS	0	0	0	0	0
DEBT SERVICE	0	0	0	0	0
OTHER: SEE DESCRIPTION PAGE 35	0	0	52,966	48,244	101,210
TOTAL BY SOURCE	268,919	12,629	242,853	48,244	672,645
PERCENTAGE OF TOTAL REVENUES	47.00	2.20	42.40	8.40	100.00

SPECIAL EDUCATION PROGRAM EXPENDITURES - DESCRIPTION	BUDGET	ACTUAL
EDUCABLE MENTALLY	555	0
SERIOUSLY EMOTIONALLY	18,872	14,785
SERIOUSLY EMOT PRIVATE	0	0
HEARING	0	0
OTHER HEALTH IMPAIRED	0	0
MULTIPLE DISABILITIES	10,000	10,375
MULTIPLE (SSI)	0	0
PHYSICALLY	0	0
LEARNING DISABLED	19,983	16,369
SPEECH / LANGUAGE	4,857	4,516
TRAINABLE MENTALLY	0	0
VISUALLY	0	0
PRESCHOOL MOD DEV DELAY	4,718	6,600
PRESCHOOL SEV DEV DELAY	4,718	6,600
-SUBTOTAL	63,703	59,246
GIFTED PROGRAMS	6,661	8,449
BILINGUAL ED	0	0
REMEDIAL ED	0	0
VOCATIONAL & TECH ED	0	0
CAREER ED	0	0
- SUBTOTAL	6,661	8,449
TOTAL (INCL IN MAINT & OPER)	70,364	67,694

DUPLICATED COUNTS FOR GIFTED PROG			
KDG	0	9	0
1	0	10	0
2	1	11	0
3	3	12	0
4	0	SUBTOTAL	0
5	0	KDG - 12	10
6	2	ACTUAL EXPENDITURES	
7	3	K - 8	8,449
8	1	9 - 12	0
SUBTOTAL	10	TOTAL	8,449

MISCELLANEOUS DATA as of 6/30/93		
BONDS OUTSTANDING		0
LAND & IMPROVEMENTS		31,023
BUILDING & IMPROVEMENTS		74,772
FURNITURE, EQUIP, VEHICLES		154,799
CONSTRUCTION IN PROGRESS		631
	TAX RATES	ASSESSED VALUATION
-- PRIMARY	4.4537	6,683,352
-- SECONDARY	0.0000	7,371,250
-- S R P		0

AVERAGE DAILY MEMBERSHIP	STATE AID ADM (RESIDENT)	ATTENDING ADM (RESIDENT)	ATTENDING ADM (NON RES)	TOTAL ATTENDING ADM
1990 - 1991				
ELEMENTARY	48,815	48,815	400	49,215
HIGH SCHOOL	23,960	0,000	0,000	0,000
-- TOTAL	72,775	48,815	400	49,215
1991 - 1992				
ELEMENTARY	66,520	66,520	1,000	67,520
HIGH SCHOOL	20,670	0,000	0,000	0,000
-- TOTAL	87,190	66,520	1,000	67,520
1992 - 1993				
ELEMENTARY	70,527	70,415	1,000	71,415
HIGH SCHOOL	22,518	0,000	0,000	0,000
-- TOTAL	93,045	70,415	1,000	71,415
ENROLLMENT 1992 - 1993				
ORIGINAL ENTRIES				89
TRANSFER STUDENTS				19
TOTAL STUDENTS SERVED				108

STAFFING SUMMARY	NUMBER OF FTE'S	STUDENTS PER STAFF PERSON
CERTIFIED ---		
ADMINS	0	0.00
TEACHERS	5	14.30
OTHER	0	0.00
SUBTOTAL	5	14.30
CLASSIFIED ---		
MANAGERS	1	21.40
TEACH AIDS	1	23.80
OTHER	4	17.90
SUBTOTAL	8	8.90
TOTAL STAFF	13	5.50
TEACHER SALARIES		143,839

FINANCIAL DATA FUND DESCRIPTION	JULY 1, 1992			EXPENDITURES		JUNE 30, 1993
	FUND BALANCE	REVENUES	TRANSFERS	BUDGET	ACTUAL	BALANCE
MAINTENANCE & OPER	38,543	8,220,054	(151)	8,137,810	8,137,810	120,636
CAPITAL OUTLAY	263,024	405,067	0	370,499	337,073	331,018
ADJACENT WAYS	12,011	1,641	0	14,000	0	13,652
DEBT SERVICE	894,812	1,004,717	217,161	1,017,900	1,092,281	1,024,409
SCHOOL PLANT	5,304	7,149	0	0	0	12,453
FEDERAL PROJECTS	61,422	1,867,010	(99,896)	1,825,000	1,872,796	155,740
STATE PROJECTS	27,248	410,260	(5,914)	413,000	365,602	65,992
FOOD SERVICES	215,531	1,021,581	(17,500)	1,011,100	1,005,675	213,937
AUXILIARY OPERATIONS	0	0	0	0	0	0
UNEMPLOYMENT INSUR	61,476	4,555	0	50,000	4,446	61,585
OTHER	31,617	49,435	0	107,500	30,250	50,802
TOTAL	1,610,988	12,991,469	93,700	12,946,809	12,646,933	2,060,224
NOT INCLUDED ABOVE						
BOND BUILDING	0	4,000,000	0	0	1,122	3,998,878
INTRGVMNTL AGRMNTS	6,287	124,580	0	300,000	127,107	3,760
INDIRECT COSTS	30,067	4,160	178,723	150,000	132,273	80,677

Fiscal Year 1992 - 1993 Annual Report for the Arizona Department of Education

DESCRIPTION OF REVENUES RECEIVED BY SOURCE	LOCAL	COUNTY	STATE	FEDERAL	TOTAL REVENUES
MAINTENANCE & OPERATION	2,608,543	690,540	4,920,971	0	8,220,054
CAPITAL OUTLAY	394,378	0	10,689	0	405,067
ADJACENT WAYS	1,641	0	0	0	1,641
DEBT SERVICE	1,004,717	0	0	0	1,004,717
OTHER: SEE DESCRIPTION PAGE 35	7,149	0	410,260	1,867,010	2,284,419
TOTAL BY SOURCE	4,016,428	690,540	5,341,920	1,867,010	11,915,898
PERCENTAGE OF TOTAL REVENUES	33.70	5.80	44.80	15.70	100.00

SPECIAL EDUCATION PROGRAM EXPENDITURES - DESCRIPTION	BUDGET	ACTUAL
EDUCABLE MENTALLY	119,263	104,485
SERIOUSLY EMOTIONALLY	2,706	2,648
SERIOUSLY EMOT - PRIVATE	30,668	48,618
HEARING	0	662
OTHER HEALTH IMPAIR	982	0
MULTIPLE DISABILITIES	20,846	22,809
MULTIPLE (SSI)	0	0
PHYSICALLY	0	0
LEARNING DISABLED	338,146	320,182
SPEECH / LANGUAGE	137,002	137,467
TRAINABLE MENTALLY	77,604	65,526
VISUALLY	992	0
PRESCHOOL MOD DEV DELAY	37,683	67,475
PRESCHOOL SEV DEV DELAY	3,407	0
- SUBTOTAL	779,221	769,841
GIFTED PROGRAMS	45,700	43,190
BILINGUAL ED	177,291	188,981
REMEDIAL ED	0	0
VOCATIONAL & TECH ED	0	0
CAREER ED	0	0
- SUBTOTAL	222,991	232,371
TOTAL (INCL IN MAINT & OPER)	1,002,212	1,002,212

DUPLICATED COUNTS FOR GIFTED PROG			
KDG	8	9	0
1	4	10	0
2	24	11	0
3	23	12	0
4	16	SUBTOTAL	
5	17	KDG - 12	
6	21	ACTUAL EXPENDITURES	
7	14	K - 8	
8	9	9 - 12	
SUBTOTAL	136	TOTAL	43,390

MISCELLANEOUS DATA as of 6/30/93	
BONDS OUTSTANDING	7,855,000
LAND & IMPROVEMENTS	1,004,044
BUILDING & IMPROVEMENTS	10,848,375
FURNITURE, EQUIP, VEHICLES	1,984,278
CONSTRUCTION IN PROGRESS	0
TAX RATES	ASSESSED VALUATION
-- PRIMARY 2.7500	71,669,929
-- SECONDARY 2.6641	73,782,817
-- S R P	127,837

AVERAGE DAILY MEMBERSHIP	STATE AID ADM (RESIDENT)	ATTENDING ADM (RESIDENT)	ATTENDING ADM (NON RES)	TOTAL ATTENDING ADM
1990 - 1991				
ELEMENTARY	2,143,330	2,137,360	8,000	2,145,360
HIGH SCHOOL	0,000	0,000	0,000	0,000
-- TOTAL	2,143,330	2,137,360	8,000	2,145,360
1991 - 1992				
ELEMENTARY	2,133,075	2,128,306	9,730	2,136,035
HIGH SCHOOL	0,000	0,000	0,000	0,000
-- TOTAL	2,133,075	2,128,306	9,730	2,136,035
1992 - 1993				
ELEMENTARY	2,149,240	2,143,340	14,650	2,157,990
HIGH SCHOOL	0,000	0,000	0,000	0,000
-- TOTAL	2,149,240	2,143,340	14,650	2,167,990
ENROLLMENT 1992 - 1993				
ORIGINAL ENTRIES				2,504
TRANSFER STUDENTS				335
TOTAL STUDENTS SERVED				2,839

STAFFING SUMMARY	NUMBER OF FTE'S	STUDENTS PER STAFF PERSON
CERTIFIED ---		
ADMINS	14	154.10
TEACHERS	131	16.20
OTHER	8	269.70
SUBTOTAL	155	13.90
CLASSIFIED ---		
MANAGERS	7	408.30
TEACH AIDS	27	79.90
OTHER	91	23.70
SUBTOTAL	125	17.30
TOTAL STAFF	280	7.70
TEACHER SALARIES		4,019,962



FINANCIAL DATA FUND DESCRIPTION	JULY 1, 1992			EXPENDITURES		JUNE 30, 1993
	FUND BALANCE	REVENUES	TRANSFERS	BUDGET	ACTUAL	BALANCE
MAINTENANCE & OPER	98,190	2,012,032	0	2,181,550	1,917,542	190,680
CAPITAL OUTLAY	111,477	68,621	0	150,750	150,501	29,597
ADJACENT WAYS	0	0	0	0	0	0
DEBT SERVICE	0	0	0	285,715	0	0
SCHOOL PLANT	0	0	0	0	0	0
FEDERAL PROJECTS	16,811	62,369	(3,000)	77,000	76,122	58
STATE PROJECTS	0	0	0	6,000	0	0
FOOD SERVICES	5,480	109,257	0	120,000	95,890	18,847
AUXILIARY OPERATIONS	0	0	0	2,000	0	0
UNEMPLOYMENT INSUR	0	0	0	0	0	0
OTHER	9,889	14,413	0	73,400	13,312	10,990
TOTAL	239,847	2,266,692	(3,000)	2,896,415	2,253,367	250,172
NOT INCLUDED ABOVE						
BOND BUILDING	1,299	0	0	1,299	0	1,299
INTRGMNTL AGRMNTS	0	0	0	0	0	0
INDIRECT COSTS	0	3,140	0	3,000	3,140	0

Fiscal Year 1992 - 1993 Annual Report for the Arizona Department of Education

DESCRIPTION OF REVENUES RECEIVED BY SOURCE	LOCAL	COUNTY	STATE	FEDERAL	TOTAL REVENUES
MAINTENANCE & OPERATION	964,630	97,340	950,062	0	2,012,032
CAPITAL OUTLAY	65,376	0	3,245	0	68,621
ADJACENT WAYS	0	0	0	0	0
DEBT SERVICE	0	0	0	0	0
OTHER: SEE DESCRIPTIO PAGE 35	0	0	0	62,369	62,369
TOTAL BY SOURCE	1,030,006	97,340	953,307	62,369	2,143,022
PERCENTAGE OF TOTAL REVENUES	48.10	4.50	44.50	2.90	100.00

SPECIAL EDUCATION PROGRAM EXPENDITURES - DESCRIPTION	BUDGET	ACTUAL
EDUCABLE MENTALLY	40,000	28,000
SERIOUSLY EMOTIONALLY	0	0
SERIOUSLY EMOT - PRIVATE	0	0
HEARING	8,000	5,000
OTHER HEALTH IMPAIRED	0	0
MULTIPLE DISABILITIES	41,912	40,000
MULTIPLE (SSI)	0	0
PHYSICALLY	0	0
LEARNING DISABLED	140,045	130,441
SPEECH / LANGUAGE	90,208	90,000
TRAINABLE MENTALLY	49,540	45,000
VISUAL	0	0
PRESCHOOL MOD DEV DELAY	0	0
PRESCHOOL SEV DEV DELAY	0	0
-SUBTOTAL	369,706	338,441
GIFTED PROGRAMS	12,477	10,000
BILINGUAL ED	8,441	8,000
REMEDIAL ED	0	0
VOCATIONAL & TECH ED	0	0
CAREER ED	0	0
- SUBTOTAL	20,918	18,000
TOTAL (INCL IN MAINT & OPER)	390,624	356,441

DUPLICATED COUNTS FOR GIFTED PROG			
KDG	0	9	0
1	0	10	0
2	0	11	0
3	2	12	0
4	2		
5	2	SUBTOTAL	0
6	1	KDG - 12	9
7		ACTUAL EXPENDITURES	
8	0	K - 8	12,477
	0	9 - 12	0
SUBTOTAL	9	TOTAL	12,477

MISCELLANEOUS DATA as of 6/30/93		
BONDS OUTSTANDING		285,715
LAND & IMPROVEMENTS		470,000
BUILDING & IMPROVEMENTS		3,700,000
FURNITURE, EQUIP, VEHICLES		850,000
CONSTRUCTION IN PROGRESS		0
	TAX RATES	ASSESSED VALUATION
PRIMARY	4.6088	21,856,562
SECONDARY	9540	24,267,919
S R P		0

AVERAGE DAILY MEMBERSHIP	STATE AID ADM (RESIDENT)	ATTENDING ADM (RESIDENT)	ATTENDING ADM (NON RES)	TOTAL ATTENDING ADM
1990 - 1991				
ELEMENTARY	342,720	342,720	0,000	342,720
HIGH SCHOOL	100,773	0,000	0,000	0,000
-- TOTAL	443,493	342,720	0,000	342,720
1991 - 1992				
ELEMENTARY	346,856	348,975	0,000	348,975
HIGH SCHOOL	114,456	0,000	0,000	0,000
-- TOTAL	461,312	348,975	0,000	348,975
1992 - 1993				
ELEMENTARY	361,046	366,610	1,000	367,610
HIGH SCHOOL	97,679	0,000	0,000	0,000
-- TOTAL	458,725	366,610	1,000	367,610
ENROLLMENT 1992 - 1993				450
ORIGINAL ENTRIES				47
TRANSFER STUDENTS				47
TOTAL STUDENTS SERVED				497

STAFFING SUMMARY	NUMBER OF FTE'S	STUDENT PER STAFF PERSON
CERTIFIED		
ADMINS	2	181.80
TEACHERS	19	19.10
OTHER	2	181.80
SUBTOTAL	23	19.00
CLASSIFIED		
MANAGERS	1	122.50
TEACH AIDS	7	52.50
OTHER	16	20.40
SUBTOTAL	24	13.10
TOTAL STAFF	51	7.20
TEACHER SALARIES		480,275



FINANCIAL DATA FUND DESCRIPTION	JULY 1, 1992			EXPENDITURES		JUNE 30, 1993 BALANCE
	FUND BALANCE	REVENUES	TRANSFERS	BUDGET	ACTUAL	
MAINTENANCE & OPER	472,871	12,930,301	0	13,084,910	12,770,119	633,053
CAPITAL OUTLAY	(339,841)	1,141,706	0	578,438	642,466	159,399
ADJACENT WAYS	6,262	3,385	0	0	0	9,647
DEBT SERVICE	1,501,738	2,529,474	2,256,453	2,640,225	4,201,865	2,085,800
SCHOOL PLANT	117,145	10,646	0	161,175	51,872	75,919
FEDERAL PROJECTS	131,967	847,878	0	1,387,000	886,077	93,768
STATE PROJECTS	35,931	237,116	0	332,500	261,795	11,252
FOOD SERVICES	394,927	1,114,955	0	1,300,000	1,093,387	416,495
AUXILIARY OPERATIONS	0	0	0	0	0	0
UNEMPLOYMENT INSUR	223,548	18,325	0	30,000	22,131	217,742
OTHER	152,749	411,878	0	724,428	451,488	113,141
TOTAL	2,697,297	19,243,864	2,256,453	20,218,676	20,381,198	3,816,216
NOT INCLUDED ABOVE						
BOND BUILDING	0	0	0	0	0	0
INTRGVMNTL AGRMNTS	1,803	29,267	0	35,000	24,525	6,545
INDIRECT COSTS	3,734	10,548	0	15,000	11,219	3,063

Fiscal Year 1992 - 1993 Annual Report for the Arizona Department of Education

DESCRIPTION OF REVENUES RECEIVED BY SOURCE	LOCAL	COUNTY	STATE	FEDERAL	TOTAL REVENUES
MAINTENANCE & OPERATION	9,426,462	384,317	2,972,727	0	12,783,506
CAPITAL OUTLAY	1,127,446	0	14,260	0	1,141,706
ADJACENT WAYS	3,223	0	162	0	3,385
DEBT SERVICE	2,529,474	0	0	0	2,529,474
OTHER: SEE DESCRIPTION PAGE 35	10,646	0	237,116	847,878	1,095,640
TOTAL BY SOURCE	13,097,261	384,317	3,224,265	847,878	17,553,711
PERCENTAGE OF TOTAL REVENUES	74.60	2.20	18.40	4.80	100.00

SPECIAL EDUCATION PROGRAM EXPENDITURES - DESCRIPTION	BUDGET	ACTUAL
EDUCABLE MENTALLY	134,224	162,961
SERIOUSLY EMOTIONALLY	25,605	101,423
SERIOUSLY EMOT - PRIVATE	0	0
HEARING	0	3,223
OTHER HEALTH IMPAIRED	7,701	4,563
MULTIPLE DISABILITIES	83,226	199,423
MULTIPLE (SSI)	0	0
PHYSICALLY	0	0
LEARNING DISABLED	646,526	610,772
SPEECH / LANGUAGE	264,254	220,746
TRAINABLE MENTALLY	107,530	41,792
VISUALLY	0	271
PRESCHOOL MOD DEV DELAY	94,806	73,840
PRESCHOOL SEV DEV DELAY	56,887	44,323
- SUBTOTAL	1,420,769	1,463,337
GIFTED PROGRAMS	92,895	71,931
BILINGUAL ED	461,622	459,218
REMEDIATION ED	0	0
VOCATIONAL & TECH ED	0	0
CAREER ED	40,751	21,540
- SUBTOTAL	595,268	552,889
TOTAL (INCL IN MAINT & OPER)	2,016,027	2,016,028

DUPLICATED COUNTS FOR GIFTED PROG			
KDG	0	9	0
1	0	10	0
2	8	11	0
3	44	12	0
4	38	SUBTOTAL	
5	58	KDG - 12	320
6	65	ACTUAL EXPENDITURES	
7	49	K - 8	92,895
8	58	9 - 12	0
SUBTOTAL	320	TOTAL	92,895

MISCELLANEOUS DATA as of 6/30/93		
BONDS OUTSTANDING	25,100,000	
LAND & IMPROVEMENTS	448,075	
BUILDING & IMPROVEMENTS	27,773,657	
FURNITURE, EQUIP, VEHICLES	3,499,371	
CONSTRUCTION IN PROGRESS	0	
TAX RATES	ASSESSED VALUATION	
-- PRIMARY	2,5791	349,745,050
-- SECONDARY	1,1543	352,273,840
-- S R P		728,064

AVERAGE DAILY MEMBERSHIP	STATE AID ADM (RESIDENT)	ATTENDING ADM (RESIDENT)	ATTENDING ADM (NON RES)	TOTAL ATTENDING ADM
1990 - 1991				
ELEMENTARY	3,193,981	3,188,800	4,800	3,193,600
HIGH SCHOOL	0,000	0,000	0,000	0,000
-- TOTAL	3,193,981	3,188,800	4,800	3,193,600
1991 - 1992				
ELEMENTARY	3,363,600	3,350,050	3,165	3,353,215
HIGH SCHOOL	0,000	0,000	0,000	0,000
-- TOTAL	3,363,600	3,350,050	3,165	3,353,215
1992 - 1993				
ELEMENTARY	3,385,285	3,365,025	3,500	3,368,525
HIGH SCHOOL	0,000	0,000	0,000	0,000
-- TOTAL	3,385,285	3,365,025	3,500	3,368,525
ENROLLMENT 1992 - 1993				
ORIGINAL ENTRIES				3,827
TRANSFER STUDENTS				657
TOTAL STUDENTS SERVED				4,484

STAFFING SUMMARY	NUMBER OF FTE'S	STUDENTS PER STAFF PERSON
CERTIFIED ---		
ADMINS	11	306.70
TEACHERS	191	17.60
OTHER	10	336.90
SUBTOTAL	212	15.90
CLASSIFIED ---		
MANAGERS	7	481
TEACH AIDS	45	74.90
OTHER	115	29.30
SUBTOTAL	167	20.20
TOTAL STAFF	379	8.90
TEACHER SALARIES		6,444,811

FINANCIAL DATA FUND DESCRIPTION	JULY 1, 1992			EXPENDITURES			JUNE 30, 1993
	FUND BALANCE	REVENUES	TRANSFERS	BUDGET	ACTUAL	BALANCE	
MAINTENANCE & OPER	(20,083)	962,352	0	923,501	923,370	18,889	
CAPITAL OUTLAY	35,175	120,144	0	149,794	127,107	28,212	
ADJACENT WAYS	0	0	0	0	0	0	
DEBT SERVICE	0	0	0	0	0	0	
SCHOOL PLANT	2,975	224	0	2,900	0	3,199	
FEDERAL PROJECTS	6,707	2,010	0	5,000	3,777	4,940	
STATE PROJECTS	0	0	0	2,000	0	0	
FOOD SERVICES	28,069	57,431	0	50,000	48,810	36,690	
AUXILIARY OPERATIONS	0	0	0	0	0	0	
UNEMPLOYMENT INSUR	0	0	0	0	0	0	
OTHER	3,648	2,733	0	0	2,500	3,881	
TOTAL	66,481	1,144,894	0	1,133,196	1,106,664	96,811	
NOT INCLUDED ABOVE							
BOND BUILDING	0	1,852,254	0	1,852,254	1,016,170	836,084	
INTRGMNTL AGRMNTS	0	0	0	0	0	0	
INDIRECT COSTS	0	0	0	0	0	0	

Fiscal Year 1992 - 1993 Annual Report for the Arizona Department of Education

DESCRIPTION OF REVENUES RECEIVED BY SOURCE	LOCAL	COUNTY	STATE	FEDERAL	TOTAL REVENUES
MAINTENANCE & OPERATION	465,939	60,932	435,481	0	962,352
CAPITAL OUTLAY	117,823	0	2,321	0	120,144
ADJACENT WAYS	0	0	0	0	0
DEBT SERVICE	0	0	0	0	0
OTHER: SEE DESCRIPTION PAGE 35	224	0	0	2,010	2,234
TOTAL BY SOURCE	583,986	60,932	437,802	2,010	1,084,730
PERCENTAGE OF TOTAL REVENUES	53.80	5.60	40.40	0.20	100.00

SPECIAL EDUCATION PROGRAM EXPENDITURES - DESCRIPTION	BUDGET	ACTUAL
EDUCABLE MENTALLY	9,802	8,758
SERIOUSLY EMOTIONALLY	0	0
SERIOUSLY EMOT - PRIVATE	0	0
HEARING	0	0
OTHER HEALTH IMPAIRED	0	0
MULTIPLE DISABILITIES	0	0
MULTIPLE (SSI)	3,600	1,250
PHYSICALLY	0	0
LEARNING DISABLED	47,485	49,664
SPEECH / LANGUAGE	7,127	7,837
TRAINABLE MENTALLY	0	0
VISUALLY	0	0
PRESCHOOL MOD DEV DELAY	0	0
PRESCHOOL SEV DEV DELAY	4,000	4,502
-SUBTOTAL	72,014	72,011
GIFTED PROGRAMS	0	0
BILINGUAL ED	0	0
REMEDIAL ED	0	0
VOCATIONAL & TECH ED	0	0
CAREER ED	0	0
- SUBTOTAL	0	0
TOTAL (INCL IN MAINT & OPER)	72,014	72,011

DUPLICATED COUNTS FOR GIFTED PROG			
KDG	0	9	0
1	0	10	0
2	0	11	0
3	0	12	0
4	0	SUBTOTAL	0
5	0	KDG - 12	0
6	0	ACTUAL EXPENDITURES	
7	0	K - 8	0
8	0	9 - 12	0
SUBTOTAL	0	TOTAL	0

MISCELLANEOUS DATA as of 6/30/93		
BONDS OUTSTANDING		0
LAND & IMPROVEMENTS		0
BUILDING & IMPROVEMENTS		0
FURNITURE, EQUIP, VEHICLES		0
CONSTRUCTION IN PROGRESS		0
	TAX RATES	ASSESSED VALUATION
-- PRIMARY	2.4838	16,756,273
-- SECONDARY	6384	17,885,747
-- S R P		1,071,985

AVERAGE DAILY MEMBERSHIP	STATE AID ADM (RESIDENT)	ATTENDING ADM (RESIDENT)	ATTENDING ADM (NON RES)	TOTAL ATTENDING ADM
1990 - 1991				
ELEMENTARY	194,643	195,360	0,000	195,360
HIGH SCHOOL	0,000	0,000	0,000	0,000
-- TOTAL	194,643	195,360	0,000	195,360
1991 - 1992				
ELEMENTARY	218,695	218,695	0,000	218,695
HIGH SCHOOL	0,000	0,000	0,000	0,000
-- TOTAL	218,695	218,695	0,000	218,695
1992 - 1993				
ELEMENTARY	238,535	238,535	0,000	238,535
HIGH SCHOOL	0,000	0,000	0,000	0,000
-- TOTAL	238,535	238,535	0,000	238,535
ENROLLMENT 1992 - 1993				257
ORIGINAL ENTRIES				32
TRANSFER STUDENTS				289
TOTAL STUDENTS SERVED				

STAFFING SUMMARY	NUMBER OF FTE'S	STUDENTS PER STAFF PERSON
CERTIFIED ---		
ADMINS	1	238.50
TEACHERS	12	19.90
OTHER	0	0.00
SUBTOTAL	13	18.30
CLASSIFIED ---		
MANAGERS	3	79.50
TEACH AIDS	5	39.80
OTHER	8	29.80
SUBTOTAL	17	14.00
TOTAL STAFF	30	8.00
TEACHER SALARIES		302,408

FINANCIAL DATA FUND DESCRIPTION	JULY 1, 1992			EXPENDITURES		JUNE 30, 1993
	FUND BALANCE	REVENUES	TRANSFERS	BUDGET	ACTUAL	BALANCE
MAINTENANCE & OPER	49,014	442,898	0	582,375	579,923	(88,211)
CAPITAL OUTLAY	50,159	45,579	0	63,283	58,212	37,528
ADJACENT WAYS	0	0	0	0	0	0
DEBT SERVICE	54,821	47,895	0	59,870	45,755	58,781
SCHOOL PLANT	0	0	0	0	0	0
FEDERAL PROJECTS	7,084	58,408	9,286	68,500	61,872	12,908
STATE PROJECTS	0	0	0	0	0	0
FOOD SERVICES	4,884	33,240	0	38,000	24,513	13,611
AUXILIARY OPERATIONS	2,868	5,150	0	8,000	5,148	2,870
UNEMPLOYMENT INSUR	0	0	0	0	0	0
OTHER	8,015	8,627	0	3,850	0,759	6,883
TOTAL	176,848	641,597	9,286	823,858	786,182	42,348
NOT INCLUDED ABOVE						
BOND BUILDING	710	0	0	0	0	710
INTRGMNTL AGRMNTS	0	0	0	0	0	0
INDIRECT COSTS	0	0	0	0	0	0

Fiscal Year 1992 - 1993 Annual Report for the Arizona Department of Education

DESCRIPTION OF REVENUES RECEIVED BY SOURCE	LOCAL	COUNTY	STATE	FEDERAL	TOTAL REVENUES
MAINTENANCE & OPERATION	205,773	10,109	226,816	0	442,898
CAPITAL OUTLAY	45,578	0	1	0	45,579
ADJACENT WAYS	0	0	0	0	0
DEBT SERVICE	47,895	0	0	0	47,895
OTHER: SEE DESCRIPTION PAGE 35	0	0	0	58,408	58,408
TOTAL BY SOURCE	299,246	10,109	226,817	58,408	594,580
PERCENTAGE OF TOTAL REVENUES	50.30	1.70	38.10	9.80	100.00

SPECIAL EDUCATION PROGRAM EXPENDITURES - DESCRIPTION	BUDGET	ACTUAL
EDUCABLE MENTALLY	7,398	5,714
SERIOUSLY EMOTIONALLY	0	0
SERIOUSLY EMOT - PRIVATE	0	0
HEARING	0	0
OTHER HEALTH IMPAIRED	0	0
MULTIPLE DISABILITIES	0	0
MULTIPLE (SSI)	0	0
PHYSICALLY	0	0
LEARNING DISABLED	4,628	3,571
SPEECH / LANGUAGE	6,472	4,997
TRAINABLE MENTALLY	0	0
VISUALLY	0	0
PRESCHOOL MOD DEV DELAY	0	0
PRESCHOOL SEV DEV DELAY	0	0
-SUBTOTAL	18,498	14,282
GIFTED PROGRAMS	0	0
BILINGUAL ED	28,146	29,998
REMEDIAL ED	0	0
VOCATIONAL & TECH ED	0	0
CAREER ED	0	0
- SUBTOTAL	28,146	29,998
TOTAL (INCL IN MAINT & OPER)	46,644	44,280

DUPLICATED COUNTS FOR GIFTED PROG			
KDG	0	9	0
1	0	10	0
2	0	11	0
3	0	12	0
4	0	SUBTOTAL	0
5	0	KDG - 12	0
6	0	ACTUAL EXPENDITURES	
7	0	K - 8	0
8	0	9 - 12	0
SUBTOTAL	0	TOTAL	0

MISCELLANEOUS DATA as of 6/30/93	
BONDS OUTSTANDING	0
LANC & IMPROVEMENTS	20,799
BUILDING & IMPROVEMENTS	493,549
FURNITURE, EQUIP, VEHICLES	144,568
CONSTRUCTION IN PROGRESS	0
TAX RATES	ASSESSED VALUATION
-- PRIMARY 6.9730	4,325,265
-- SECONDARY 1.2582	4,711,330
-- S.R.P.	0

AVERAGE DAILY MEMBERSHIP	STATE AID ADM (RESIDENT)	ATTENDING ADM (RESIDENT)	ATTENDING ADM (NON RES)	TOTAL ATTENDING ADM
1990 - 1991				
ELEMENTARY	90,410	90,410	0,000	90,410
HIGH SCHOOL	33,640	0,000	0,000	0,000
-- TOTAL	124,050	90,410	0,000	90,410
1991 - 1992				
ELEMENTARY	72,065	71,875	0,000	71,875
HIGH SCHOOL	24,540	0,000	0,000	0,000
-- TOTAL	96,605	71,875	0,000	71,875
1992 - 1993				
ELEMENTARY	75,580	75,580	0,000	75,580
HIGH SCHOOL	26,020	0,000	0,000	0,000
-- TOTAL	101,600	75,580	0,000	75,580
ENROLLMENT				
1992 - 1993				95
				0
				95

STAFFING SUMMARY	NUMBER OF FTE'S	STUDENTS PER STAFF PERSON
CERTIFIED		
ADMNS	1	75.60
TEACHERS	6	12.60
OTHER	0	0.00
SUBTOTAL	7	10.80
CLASSIFIED		
MANAGERS	0	0.00
TEACH AIDS	4	18.90
OTHER	5	15.10
SUBTOTAL	9	8.40
TOTAL STAFF	16	4.70
TEACHER SALARIES		116,754



FINANCIAL DATA FUND DESCRIPTION	JULY 1, 1992			EXPENDITURES		JUNE 30, 1993 BALANCE
	FUND BALANCE	REVENUES	TRANSFERS	BUDGET	ACTUAL	
MAINTENANCE & OPER	1,475,558	101,353,034	(1,119,355)	102,250,687	101,089,305	819,932
CAPITAL OUTLAY	16,516	4,492,328	0	4,830,864	4,541,785	(32,941)
ADJACENT WAYS	207,541	464,817	0	805,000	580,748	91,810
DEBT SERVICE	15,244,043	21,885,110	0	19,671,504	21,263,095	15,866,058
SCHOOL PLANT	0	0	0	0	0	0
FEDERAL PROJECTS	512,178	2,266,667	(43,786)	2,865,000	2,133,853	601,228
STATE PROJECTS	58,932	237,875	(4,019)	475,000	259,149	33,439
FOOD SERVICES	425,654	3,891,856	0	3,500,000	3,697,747	619,563
AUXILIARY OPERATIONS	144,689	527,649	0	750,000	514,580	157,758
UNEMPLOYMENT INSUR	348,948	25,700	0	30,000	30,160	344,488
OTHER	2,146,774	2,081,185	0	1,900,000	2,871,803	1,356,156
TOTAL	20,690,833	137,226,821	(1,167,140)	136,878,066	136,982,226	19,667,289
NOT INCLUDED ABOVE						
BOND BUILDING	31,796,726	19,075,000	0	40,000,000	32,808,800	18,062,926
INTRGVMENTL AGRMNTS	6,061	6,782	0	10,000	6,327	6,516
INDIRECT COSTS	157,795	1,435	47,785	75,000	62,922	144,093

Fiscal Year 1992 - 1993 Annual Report for the Arizona Department of Education

DESCRIPTION OF REVENUES RECEIVED BY SOURCE	LOCAL	COUNTY	STATE	FEDERAL	TOTAL REVENUES
MAINTENANCE & OPERATION	39,396,002	6,530,777	55,426,255	0	101,353,034
CAPITAL OUTLAY	3,715,335	0	776,993	0	4,492,328
ADJACENT WAYS	464,781	0	36	0	464,817
DEBT SERVICE	21,885,110	0	0	0	21,885,110
OTHER: SEE DESCRIPTION PAGE 35	0	0	237,675	2,266,667	2,504,342
TOTAL BY SOURCE	65,461,228	6,530,777	56,440,959	2,266,667	130,699,631
PERCENTAGE OF TOTAL REVENUES	50.10	5.00	43.20	1.70	100.00

SPECIAL EDUCATION PROGRAM EXPENDITURES - DESCRIPTION	BUDGET	ACTUAL
EDUCABLE MENTALLY	825,000	584,991
SERIOUSLY EMOTIONALLY	1,126,290	625,332
SERIOUSLY EMOT - PRIVATE	600,000	472,338
HEARING	168,236	180,842
OTHER HEALTH IMPAIRED	0	8,100
MULTIPLE DISABILITIES	423,163	781,300
MULTIPLE (SSI)	145,109	405,103
PHYSICALLY	0	0
LEARNING DISABLED	6,987,710	7,429,050
SPEECH / LANGUAGE	1,355,679	1,500,206
TRAINABLE MENTALLY	570,972	367,968
VISUALLY	145,610	181,952
PRESCHOOL MOD DEV DELAY	28,002	82,369
PRESCHOOL SEV DEV DELAY	21,540	82,368
-SUBTOTAL	12,473,082	12,711,885
GIFTED PROGRAMS	1,191,078	1,069,554
BILINGUAL ED	465,695	460,382
REMEDIAL ED	0	0
VOCATIONAL & TECH ED	224,400	313,722
CAREER ED	0	0
- SUBTOTAL	1,881,173	1,843,658
TOTAL (INCL IN MAINT & OPER)	14,354,255	14,555,543

DUPLICATED COUNTS FOR GIFTED PROG			
KDG	0	9	149
1	1	10	147
2	132	11	323
3	574	12	310
4	624		929
5	602		4,011
6	624		ACTUAL EXPENDITURES
7	260		K - 8
8	285		8 - 12
SUBTOTAL	3,082	TOTAL	1,069,554

MISCELLANEOUS DATA as of 6/30/93		
BONDS OUTSTANDING	200,705,000	
LAND & IMPROVEMENTS	21,895,989	
BUILDING & IMPROVEMENTS	183,889,219	
FURNITURE, EQUIP, VEHICLES	39,402,018	
CONSTRUCTION IN PROGRESS	30,902,074	
TAX RATES	ASSESSED VALUATION	
-- PRIMARY	5.0516	858,394,597
-- SECONDARY	2.9801	868,210,275
-- S-R P.		1,096,176

AVERAGE DAILY MEMBERSHIP	STATE AID ADM (RESIDENT)	ATTENDING ADM (RESIDENT)	ATTENDING ADM (NON RES)	TOTAL ATTENDING ADM	STAFFING SUMMARY	NUMBER OF FTE'S	STUDENTS PER STAFF PERSON
1990 - 1991					CERTIFIED ---		
ELEMENTARY	19,418,175	18,395,625	43,500	18,439,125	ADMINS	59	468.70
HIGH SCHOOL	7,164,553	7,157,003	28,730	7,185,733	TEACHERS	1,435	19.40
-- TOTAL	26,582,728	26,552,628	72,230	25,624,858	OTHER	100	276.50
1991 - 1992					SUBTOTAL	1,584	17.50
ELEMENTARY	19,138,760	19,119,260	47,015	19,166,275	CLASSIFIED ---		
HIGH SCHOOL	7,401,340	7,393,340	34,230	7,427,570	MANAGERS	19	1,451.40
-- TOTAL	26,540,100	26,512,600	81,245	26,593,845	TEACH AIDS	152	181.90
1992 - 1993					OTHER	735	37.60
ELEMENTARY	19,998,800	19,965,955	38,410	20,004,365	SUBTOTAL	906	30.50
HIGH SCHOOL	7,620,830	7,607,920	40,640	7,648,560	TOTAL STAFF	2,490	11.10
-- TOTAL	27,619,630	27,573,875	79,050	27,652,925	TEACHER SALARIES		52,192,419
ENROLLMENT				30,301			
1992 - 1993				1,133			
				31,434			
	ORIGINAL ENTRIES						
	TRANSFER STUDENTS						
	TOTAL STUDENTS SERVED						



FINANCIAL DATA FUND DESCRIPTION	JULY 1, 1992			EXPENDITURES		JUNE 30, 1993 BALANCE
	FUND BALANCE	REVENUES	TRANSFERS	BUDGET	ACTUAL	
MAINTENANCE & OPER	208,874	14,586,525	0	14,745,572	14,503,950	291,249
CAPITAL OUTLAY	(78,111)	1,354,575	0	1,359,561	1,432,575	(156,111)
ADJACENT WAYS	147,052	21,045	0	0	178,599	(10,502)
DEBT SERVICE	1,749,142	1,310,459	0	0	2,139,997	919,804
SCHOOL PLANT	0	0	0	0	0	0
FEDERAL PROJECTS	101,518	451,335	(11,370)	504,651	501,622	39,861
STATE PROJECTS	13,386	118,110	(1,402)	59,400	113,528	14,566
FOOD SERVICES	93,985	887,300	0	831,992	831,198	130,087
AUXILIARY OPERATIONS	0	0	0	0	0	0
UNEMPLOYMENT INSUR	43,797	3,217	0	51,500	7,470	39,544
OTHER	106,548	41,065	0	130,474	42,599	104,014
TOTAL	2,384,991	18,761,631	(12,772)	17,683,160	19,761,638	1,372,312
NOT INCLUDED ABOVE						
BOND BUILDING	1,402,992	2,825,000	0	4,227,992	2,343,938	1,884,054
INTRGVMNTL AGRMNTS	12,530	24,695	0	32,000	20,567	16,658
INDIRECT COSTS	17,441	1,397	12,772	12,500	945	30,865

Fiscal Year 1992 - 1993 Annual Report for the Arizona Department of Education

DESCRIPTION OF REVENUES RECEIVED BY SOURCE	LOCAL	COUNTY	STATE	FEDERAL	TOTAL REVENUES
MAINTENANCE & OPERATION	1,687,483	1,539,793	11,216,275	0	14,443,551
CAPITAL OUTLAY	1,042,926	0	311,649	0	1,354,575
ADJACENT WAYS	19,073	0	1,972	0	21,045
DEBT SERVICE	1,310,459	0	0	0	1,310,459
OTHER: SEE DESCRIPTION PAGE 35	0	0	116,110	451,335	567,445
TOTAL BY SOURCE	4,059,941	1,539,793	11,646,006	451,335	17,697,075
PERCENTAGE OF TOTAL REVENUES	22.90	8.70	65.80	2.60	100.00

SPECIAL EDUCATION PROGRAM EXPENDITURES - DESCRIPTION	BUDGET	ACTUAL
EDUCABLE MENTALLY	136,741	132,483
SERIOUSLY EMOTIONALLY	58,378	64,173
SERIOUSLY EMOT - PRIVATE	56,784	0
HEARING	3,744	10,902
OTHER HEALTH IMPAIRED	0	0
MULTIPLE DISABILITIES	147,963	86,643
MULTIPLE (SSI)	0	0
PHYSICALLY	0	0
LEARNING DISABLED	670,394	749,574
SPEECH / LANGUAGE	143,918	161,845
TRAINABLE MENTALLY	95,399	111,602
VISUALLY	7,613	4,356
PRESCHOOL MOD DEV DELAY	111,325	111,748
PRESCHOOL SEV DEV DELAY	0	0
-SUBTOTAL	1,444,860	1,462,868
GIFTED PROGRAMS	214,959	193,638
BILINGUAL ED	175,193	144,868
REMEDIAL ED	0	0
VOCATIONAL & TECH ED	0	0
CAREER ED	0	0
- SUBTOTAL	390,162	338,506
TOTAL (INCL IN MAINT & OPER)	1,835,002	1,791,364

DUPLICATED COUNTS FOR GIFTED PROG			
KDG	4	9	0
1	15	10	0
2	39	11	0
3	54	12	0
4	69	SUBTOTAL	
5	49	KDG - 12	
6	39	ACTUAL EXPENDITURES	
7	66	K - 8	
8	35	9 - 12	
SUBTOTAL	370	TOTAL	193,638

MISCELLANEOUS DATA as of 6/30/93		
BONDS OUTSTANDING	10,545,000	
LAND & IMPROVEMENTS	475,545	
BUILDING & IMPROVEMENTS	1,399,580	
FURNITURE, EQUIP, VEHICLES	396,862	
CONSTRUCTION IN PROGRESS	1,564,649	
TAX RATES	ASSESSED VALUATION	
-- PRIMARY	2.6448	68,702,753
-- SECONDARY	3.0832	70,013,138
-- S.R.P.		3,672,373

AVERAGE DAILY MEMBERSHIP	STATE AID ADM (RESIDENT)	ATTENDING ADM (RESIDENT)	ATTENDING ADM (NON RES)	TOTAL ATTENDING ADM
1990 - 1991				
ELEMENTARY	3,932,000	3,924,400	12,810	3,937,010
HIGH SCHOOL	0,000	0,000	0,000	0,000
-- TOTAL	3,932,000	3,924,400	12,810	3,937,010
1991 - 1992				
ELEMENTARY	4,240,265	4,238,035	10,440	4,246,475
HIGH SCHOOL	0,000	0,000	0,000	0,000
-- TOTAL	4,240,265	4,238,035	10,440	4,246,475
1992 - 1993				
ELEMENTARY	4,516,085	4,511,025	18,650	4,529,675
HIGH SCHOOL	0,000	0,000	0,000	0,000
-- TOTAL	4,516,085	4,511,025	18,650	4,529,675
ENROLLMENT 1992 - 1993	ORIGINAL ENTRIES	5,042		
	TRANSFER STUDENTS	474		
	TOTAL STUDENTS SERVED	5,516		

STAFFING SUMMARY	NUMBER OF FTE'S	STUDENTS PER STAFF PERSON
CERTIFIED ---		
ADMINS	15	302.00
TEACHERS	239	19.00
OTHER	12	377.50
SUBTOTAL	266	17.00
CLASSIFIED ---		
MANAGERS	7	647.14
TEACH AIDS	31	146.10
OTHER	118	38.40
SUBTOTAL	156	29.00
TOTAL STAFF	422	10.70
TEACHER SALARIES	6,726,975	

FINANCIAL DATA FUND DESCRIPTION	JULY 1, 1992			EXPENDITURES		JUNE 30, 1993 BALANCE
	FUND BALANCE	REVENUES	TRANSFERS	BUDGET	ACTUAL	
MAINTENANCE & OPER	1,997,229	73,182,441	0	75,024,026	73,870,877	1,308,993
CAPITAL OUTLAY	588,089	4,256,424	0	4,871,487	4,523,336	321,177
ADJACENT WAYS	233,344	15,931	0	210,000	55	249,220
DEBT SERVICE	12,251,086	15,076,399	(304)	13,050,978	14,956,308	12,370,875
SCHOOL PLANT	67,904	15,924	0	0	0	83,828
FEDERAL PROJECTS	277,653	1,911,564	0	2,237,403	1,929,621	259,596
STATE PROJECTS	68,714	234,125	0	180,712	252,258	50,581
FOOD SERVICES	218,399	3,354,600	0	3,400,000	3,409,976	163,023
AUXILIARY OPERATIONS	235,373	795,437	0	745,000	776,058	254,752
UNEMPLOYMENT INSUR	43,084	2,640	0	30,000	25,226	20,498
OTHER	426,022	1,743,878	0	1,621,500	508,040	1,661,860
TOTAL	16,406,897	100,689,363	(304)	101,371,086	100,261,663	16,744,403
NOT INCLUDED ABOVE						
BOND BUILDING	10,416,766	15,000,000	0	15,000,000	11,082,081	14,334,685
INTRGVMNTL AGRMNTS	0	0	0	0	0	0
INDIRECT COSTS	50,520	59,070	0	55,000	53,506	56,084

Fiscal Year 1992 - 1993 Annual Report for the Arizona Department of Education

DESCRIPTION OF REVENUES RECEIVED BY SOURCE	LOCAL	COUNTY	STATE	FEDERAL	TOTAL REVENUES
MAINTENANCE & OPERATION	14,213,311	6,862,559	51,103,442	0	72,179,312
CAPITAL OUTLAY	3,534,317	0	722,107	0	4,256,424
ADJACENT WAYS	15,931	0	0	0	15,931
DEBT SERVICE	15,069,393	0	7,006	0	15,076,399
OTHER: SEE DESCRIPTION PAGE 35	15,924	0	234,125	1,911,564	2,161,613
TOTAL BY SOURCE	32,848,876	6,862,559	52,066,880	1,911,564	93,689,879
PERCENTAGE OF TOTAL REVENUES	35.10	7.30	55.60	2.00	100.00

SPECIAL EDUCATION PROGRAM EXPENDITURES - DESCRIPTION	BUDGET	ACTUAL
EDUCABLE MENTALLY	513,615	344,032
SERIOUSLY EMOTIONALLY	405,880	404,686
SERIOUSLY EMOT - PRIVATE	97,580	194,125
HEARING	227,001	102,545
OTHER HEALTH IMPAIRED	0	601,503
MULTIPLE DISABILITIES	491,698	338,871
MULTIPLE (SSI)	0	0
PHYSICALLY	0	0
LEARNING DISABLED	2,115,102	2,266,007
SPEECH / LANGUAGE	750,938	678,385
TRAINABLE MENTALLY	403,844	494,981
VISUALLY	348,692	148,258
PRESCHOOL MOD DEV DELAY	199,908	77,050
PRESCHOOL SEV DEV DELAY	0	0
-SUBTOTAL	6,870,246	6,870,064
GIFTED PROGRAMS	487,461	771,924
BILINGUAL ED	1,192,500	668,011
REMEDIAL ED	0	0
VOCATIONAL & TECH ED	841,794	978,426
CAREER ED	0	0
- SUBTOTAL	2,521,755	2,418,361
TOTAL (INCL IN MAINT & OPER)	8,392,001	8,288,426

DUPLICATED COUNTS FOR GIFTED PROG			
KDG	0	9	438
1	25	10	404
2	142	11	423
3	205	12	335
4	235		1,600
5	193		2,916
6	194		
7	190		347,714
8	132		424,210
SUBTOTAL	1,316	TOTAL	771,924

MISCELLANEOUS DATA as of 6/30/93		
BONDS OUTSTANDING		121,525,000
LAND & IMPROVEMENTS		29,286,957
BUILDING & IMPROVEMENTS		128,836,389
FURNITURE, EQUIP, VEHICLES		20,025,975
CONSTRUCTION IN PROGRESS		11,621,215
	TAX RATES	ASSESSED VALUATION
-- PRIMARY	4.8313	407,432,881
-- SECONDARY	3.0940	415,243,488
-- S R P		30,494,087

AVERAGE DAILY MEMBERSHIP	STATE AID ADM (RESIDENT)	ATTENDING ADM (RESIDENT)	ATTENDING ADM (NON RES)	TOTAL ATTENDING ADM
1990 - 1991				
ELEMENTARY	14,685,560	14,656,280	38,470	14,694,750
HIGH SCHOOL	5,281,223	5,266,924	63,070	5,329,994
-- TOTAL	19,966,783	19,923,204	101,540	20,024,744
1991 - 1992				
ELEMENTARY	15,374,075	15,358,825	32,320	15,391,145
HIGH SCHOOL	5,667,713	5,652,814	81,410	5,734,224
-- TOTAL	21,041,788	21,011,639	113,730	21,125,369
1992 - 1993				
ELEMENTARY	16,125,085	16,113,045	36,690	16,149,735
HIGH SCHOOL	5,970,523	5,954,953	80,200	6,035,153
-- TOTAL	22,095,608	22,067,998	116,890	22,184,888
ENROLLMENT 1992 - 1993				
		ORIGINAL ENTRIES		24,061
		TRANSFER STUDENTS		1,215
		TOTAL STUDENTS SERVED		25,276

STAFFING SUMMARY	NUMBER OF FTE'S	STUDENTS PER STAFF PERSON
CERTIFIED		
ADMINS	63	352.10
TEACHERS	1,115	19.96
OTHER	93	238.50
SUBTOTAL	1,271	17.50
CLASSIFIED		
MANAGERS	32	69.30
TEACH AIDS	93	136.50
OTHER	520	47.70
SUBTOTAL	645	34.40
TOTAL STAFF	1,916	11.60
TEACHER SALARIES		39,773,779



FINANCIAL DATA FUND DESCRIPTION	JULY 1, 1992			EXPENDITURES		JUNE 30, 1993
	FUND BALANCE	REVENUES	TRANSFERS	BUDGET	ACTUAL	BALANCE
MAINTENANCE & OPER	1,322,373	30,008,892	0	32,159,462	30,704,935	626,330
CAPITAL OUTLAY	1,449,658	2,789,568	0	4,187,192	3,979,512	259,714
ADJACENT WAYS	197,838	14,859	0	50,000	360	212,337
DEBT SERVICE	4,327,473	5,511,432	0	5,348,066	6,508,136	3,330,769
SCHOOL PLANT	401,098	247,731	0	291,000	280,379	388,450
FEDERAL PROJECTS	701,123	4,848,878	(110,795)	6,000,000	4,395,310	843,896
STATE PROJECTS	75,178	414,914	(7,424)	1,000,000	408,866	75,800
FOOD SERVICES	918,059	2,766,856	(100,000)	2,800,000	2,875,298	707,617
AUXILIARY OPERATIONS	0	0	0	0	0	0
UNEMPLOYMENT INSUR	323,654	24,250	0	100,000	12,331	335,573
OTHER	1,813,442	735,652	0	1,975,000	1,251,054	1,298,040
TOTAL	11,627,894	47,163,032	(218,219)	63,910,720	60,394,181	8,078,628
NOT INCLUDED ABOVE						
BOND BUILDING	3,034,060	0	0	9,000,000	2,687,123	346,937
INTRGVMENTL AGRMNTS	124	58	0	0	0	182
INDIRECT COSTS	302,071	349,459	0	243,098	213,373	438,157

Fiscal Year 1992 - 1993 Annual Report for the Arizona Department of Education

DESCRIPTION OF REVENUES RECEIVED BY SOURCE	LOCAL	COUNTY	STATE	FEDERAL	TOTAL REVENUES
MAINTENANCE & OPERATION	17,135,410	976,253	11,651,852	0	29,763,515
CAPITAL OUTLAY	2,708,699	0	80,869	0	2,789,568
ADJACENT WAYS	14,859	0	0	0	14,859
DEBT SERVICE	5,511,432	0	0	0	5,511,432
OTHER: SEE DESCRIPTION PAGE 35	247,731	0	414,914	4,648,878	5,311,523
TOTAL BY SOURCE	25,618,131	976,253	12,147,635	4,648,878	43,390,897
PERCENTAGE OF TOTAL REVENUES	59.00	2.20	28.00	10.70	100.00

SPECIAL EDUCATION PROGRAM EXPENDITURES - DESCRIPTION	BUDGET	ACTUAL
EDUCABLE MENTALLY	902,880	704,546
SERIOUSLY EMOTIONALLY	146,880	166,148
SERIOUSLY EMOT PRIVATE	150,000	110,385
HEARING	54,000	71,407
OTHER HEALTH IMPAIRED	64,800	31,066
MULTIPLE DISABILITIES	43,200	30,095
MULTIPLE (SSI)	44,000	31,066
PHYSICALLY	0	0
LEARNING DISABLED	1,466,477	1,344,317
SPEECH / LANGUAGE	599,400	466,055
TRAINABLE MENTALLY	232,200	239,591
VISUALLY	27,000	46,891
PRESCHOOL MOD DEV DELAY	25,725	91,411
PRESCHOOL SEV DEV DELAY	26,000	73,339
- SUBTOTAL	3,827,662	3,438,763
GIFTED PROGRAMS	0	0
BILINGUAL ED	540,000	766,169
REMEDIAL ED	0	0
VOCATIONAL & TECH ED	0	0
CAREER ED	0	0
- SUBTOTAL	540,000	766,169
TOTAL (INCL IN MAINT & OPER)	4,367,662	4,204,922

DUPLICATED COUNTS FOR GIFTED PROG			
KDG	0	9	0
1	5	10	0
2	24	11	0
3	20	12	0
4	32		0
5	40		184
6	33		
7	15		0
8	15		0
SUBTOTAL	184	TOTAL	0

MISCELLANEOUS DATA as of 6/30/93	
BONDS OUTSTANDING	35,895,000
LAND & IMPROVEMENTS	12,986,404
BUILDING & IMPROVEMENTS	62,753,650
FURNITURE, EQUIP, VEHICLES	15,954,608
CONSTRUCTION IN PROGRESS	0
TAX RATES	ASSESSED VALUATION
-- PRIMARY 3.4805	496,813,765
-- SECONDARY 1.7684	504,912,743
-- S R P	547,192

AVERAGE DAILY MEMBERSHIP	STATE AID ADM (RESIDENT)	ATTENDING ADM (RESIDENT)	ATTENDING ADM (NON RES)	TOTAL ATTENDING ADM
1990 - 1991				
ELEMENTARY	7,157,650	7,121,580	9,725	7,131,305
HIGH SCHOOL	0,000	0,000	0,000	0,000
-- TOTAL	7,157,650	7,121,580	9,725	7,131,305
1991 - 1992				
ELEMENTARY	7,240,170	7,228,210	1,270	7,229,480
HIGH SCHOOL	0,000	0,000	0,000	0,000
-- TOTAL	7,240,170	7,228,210	1,270	7,229,480
1992 - 1993				
ELEMENTARY	7,635,500	7,623,495	0,000	7,623,495
HIGH SCHOOL	0,000	0,000	0,000	0,000
-- TOTAL	7,635,500	7,623,495	0,000	7,623,495
ENROLLMENT				
1992 - 1993				8,928
				1,052
				9,980

STAFFING SUMMARY	NUMBER OF FTE'S	STUDENTS PER STAFF PERSON
CERTIFIED		
ADMINS	28	272.30
TEACHERS	460	16.60
OTHER	22	346.50
SUBTOTAL	510	14.90
CLASSIFIED		
MANAGERS	29	262.90
TEACH AIDS	157	48.60
OTHER	307	24.80
SUBTOTAL	493	15.50
TOTAL STAFF	1,003	7.60
TEACHER SALARIES		14,991,779

FINANCIAL DATA FUND DESCRIPTION	JULY 1, 1992			EXPENDITURES		JUNE 30, 1993 BALANCE
	FUND BALANCE	REVENUES	TRANSFERS	BUDGET	ACTUAL	
MAINTENANCE & OPER	8,940,892	105,813,841	0	107,798,678	104,917,942	9,536,791
CAPITAL OUTLAY	(4,278,363)	14,211,052	0	23,291,412	18,574,192	(8,641,503)
ADJACENT WAYS	419,295	31,951	0	4,000	0	451,246
DEBT SERVICE	6,175,313	18,555,727	0	17,928,339	17,767,741	4,963,299
SCHOOL PLANT	11,762,884	1,029,103	0	4,211,908	2,714,170	10,077,817
FEDERAL PROJECTS	1,770,377	9,231,067	(313,386)	15,280,000	8,676,294	2,011,764
STATE PROJECTS	134,668	1,486,175	(44,448)	2,095,000	1,485,508	90,887
FOOD SERVICES	667,654	2,927,045	(6,345)	2,900,000	2,604,123	894,231
AUXILIARY OPERATIONS	729,150	878,492	0	1,000,000	739,478	868,164
UNEMPLOYMENT INSUR	1,045,862	77,505	0	100,000	53,826	1,069,541
OTHER	1,119,928	1,001,969	0	1,513,000	658,576	1,463,321
TOTAL	28,187,680	183,241,927	(384,179)	176,122,336	158,291,860	22,783,668
NOT INCLUDED ABOVE						
BOND BUILDING	34,352,293	25,000,000	0	45,535,200	28,692,595	30,659,698
INTRGVMNNTL AGRMNTS	44,078	223,492	(1,502)	350,000	220,700	45,368
INDIRECT COSTS	314,173	19,737	365,681	350,000	273,091	426,500

Fiscal Year 1992 - 1993 Annual Report for the Arizona Department of Education

DESCRIPTION OF REVENUES RECEIVED BY SOURCE	LOCAL	COUNTY	STATE	FEDERAL	TOTAL REVENUES
MAINTENANCE & OPERATION	97,178,620	26,745	8,608,475	1	105,813,841
CAPITAL OUTLAY	13,717,889	0	493,163	0	14,211,052
ADJACENT WAYS	31,951	0	0	0	31,951
DEBT SERVICE	16,546,657	0	9,070	0	16,555,727
OTHER: SEE DESCRIPTION PAGE 35	1,029,103	0	1,486,175	9,231,067	11,746,345
TOTAL BY SOURCE	128,504,220	26,745	10,596,883	9,231,068	148,358,916
PERCENTAGE OF TOTAL REVENUES	86.60	0.00	7.10	6.20	100.00

SPECIAL EDUCATION PROGRAM EXPENDITURES - DESCRIPTION	BUDGET	ACTUAL
EDUCABLE MENTALLY	1,163,320	1,117,403
SERIOUSLY EMOTIONALLY	1,472,854	1,577,323
SERIOUSLY EMOT - PRIVATE	0	0
HEARING	299,205	293,059
OTHER HEALTH IMPAIRED	85,343	88,981
MULTIPLE DISABILITIES	293,700	446,833
MULTIPLE (SSI)	0	0
PHYSICALLY	0	0
LEARNING DISABLED	4,089,051	4,099,421
SPEECH / LANGUAGE	362,085	368,083
TRAINABLE MENTALLY	1,785,432	1,722,174
VISUALLY	215,632	201,245
PRESCHOOL MOD DEV DELAY	0	0
PRESCHOOL SEV DEV DELAY	0	0
-SUBTOTAL	9,793,118	9,962,078
GIFTED PROGRAMS	159,387	141,699
BILINGUAL ED	0	0
REMEDIAL ED	0	0
VOCATIONAL & TECH ED	8,922,251	8,795,995
CAREER ED	300	0
-SUBTOTAL	9,081,938	8,937,694
TOTAL (INCL IN MAINT & OPER)	18,875,056	18,899,772

DUPLICATED COUNTS FOR GIFTED PROG			
KDG	0	9	310
1	0	10	345
2	0	11	325
3	0	12	231
4	0		
5	0	SUBTOTAL	1,211
6	0	KDG - 12	1,211
7	0	ACTUAL EXPENDITURES	
8	0	K - 8	0
	0	9 - 12	141,699
SUBTOTAL	0	TOTAL	141,699

MISCELLANEOUS DATA as of 6/30/93	
BONDS OUTSTANDING	114,190,000
LAND & IMPROVEMENTS	12,471,966
BUILDING & IMPROVEMENTS	200,430,519
FURNITURE, EQUIP, VEHICLES	40,815,425
CONSTRUCTION IN PROGRESS	39,061,261
TAX RATES	ASSESSED VALUATION
-- PRIMARY 3.8857	2,885,722,506
-- SECONDARY 7078	2,921,912,472
-- SRP	42,111,292

AVERAGE DAILY MEMBERSHIP	STATE AID ADM (RESIDENT)	ATTENDING ADM (RESIDENT)	ATTENDING ADM (NON RES)	TOTAL ATTENDING ADM
1990 - 1991				
ELEMENTARY	0.000	0.000	0.000	0.000
HIGH SCHOOL	17,002.447	17,669.724	125.324	7,795.048
-- TOTAL	17,002.447	17,669.724	125.324	17,796.048
1991 - 1992				
ELEMENTARY	0.000	0.000	0.000	0.000
HIGH SCHOOL	17,308.777	17,812.809	87.376	17,900.185
-- TOTAL	17,308.777	17,812.809	87.376	17,900.185
1992 - 1993				
ELEMENTARY	0.000	0.000	0.000	0.000
HIGH SCHOOL	18,119.883	18,509.340	75.110	18,584.450
-- TOTAL	18,119.883	18,509.340	75.110	18,584.450
ENROLLMENT 1992 - 1993				
		ORIGINAL ENTRIES	21,877	
		TRANSFER STUDENTS	564	
		TOTAL STUDENTS SERVED	22,441	

STAFFING SUMMARY	NUMBER OF FTE'S	STUDENTS PER STAFF PERSON
CERTIFIED ---		
ADMINS	54	315.00
TEACHERS	1,164	16.00
OTHER	171	108.00
SUBTOTAL	1,389	13.30
CLASSIFIED ---		
MANAGERS	65	285.90
TEACH AIDS	150	123.90
OTHER	657	28.30
SUBTOTAL	872	21.30
TOTAL STAFF	2,266	8.20
TEACHER SALARIES		45,546,117



FINANCIAL DATA FUND DESCRIPTION	JULY 1, 1992			EXPENDITURES		JUNE 30, 1993 BALANCE
	FUND BALANCE	REVENUES	TRANSFERS	BUDGET	ACTUAL	
MAINTENANCE & OPER	16,823	3,417,439	0	3,442,584	3,424,058	10,204
CAPITAL OUTLAY	(2,008)	134,200	0	165,725	165,725	(33,533)
ADJACENT WAYS	84,423	28,044	0	81,000	1,813	110,854
DEBT SERVICE	810,107	1,004,241	0	1,079,208	1,064,952	749,396
SCHOOL PLANT	2,106	159	0	0	0	2,264
FEDERAL PROJECTS	98,736	399,417	0	746,998	415,219	82,934
STATE PROJECTS	2,181	75,627	0	333,500	75,392	2,416
FOOD SERVICES	28,238	211,900	0	403,397	119,767	20,371
AUXILIARY OPERATIONS	1,648	1,621	0	0	1,175	2,094
UNEMPLOYMENT INSUR	230,044	21,648	0	7,500	1,478	250,214
OTHER	1,827	83,859	0	15,150	80,726	4,760
TOTAL	1,274,124	6,357,955	0	6,275,062	5,430,306	1,201,774
NOT INCLUDED ABOVE						
BOND BUILDING	414,737	0		900,000	275,083	139,624
INTRGVMENTL AGRMNTS	0	207,873		0	206,824	1,049
INDIRECT COSTS	0	0		0	0	0

Fiscal Year 1992 - 1993 Annual Report for the Arizona Department of Education

DESCRIPTION OF REVENUES RECEIVED BY SOURCE	LOCAL	COUNTY	STATE	FEDERAL	TOTAL REVENUES
MAINTENANCE & OPERATION	1,345,892	213,736	1,844,581	0	3,404,209
CAPITAL OUTLAY	119,210	0	14,990	0	134,200
ADJACENT WAYS	24,075	0	3,959	0	28,044
DEBT SERVICE	1,004,241	0	0	0	1,004,241
OTHER: SEE DESCRIPTION PAGE 35	159	0	75,627	399,417	475,203
TOTAL BY SOURCE	2,493,677	213,736	1,939,167	399,417	5,045,897
PERCENTAGE OF TOTAL REVENUES	49.40	4.20	38.40	7.90	100.00

SPECIAL EDUCATION PROGRAM EXPENDITURES - DESCRIPTION	BUDGET	ACTUAL
EDUCABLE MENTALLY	25,000	27,200
SERIOUSLY EMOTIONALLY	18,000	19,530
SERIOUSLY EMOT - PRIVATE	0	0
HEARING	2,000	0
OTHER HEALTH IMPAIRED	0	0
MULTIPLE DISABILITIES	0	0
MULTIPLE (SSI)	0	0
PHYSICALLY	0	0
LEARNING DISABLED	203,042	167,300
SPEECH / LANGUAGE	28,000	59,991
TRAINABLE MENTALLY	59,891	14,300
VISUALLY	0	0
PRESCHOOL MOD DEV DELAY	0	0
PRESCHOOL SEV DEV DELAY	0	0
-SUBTOTAL	335,933	288,321
GIFTED PROGRAMS	0	13,818
BILINGUAL ED	15,000	70,375
REMEDIATION ED	21,000	21,405
VOCATIONAL & TECH ED	7,500	8,309
CAREER ED	0	0
- SUBTOTAL	52,500	113,907
TOTAL (INCL IN MAINT & OPER)	388,433	402,228

DUPLICATED COUNTS FOR GIFTED PROG			
KDG	1	9	0
1	7	10	0
2	6	11	0
3	11	12	0
4	10		0
5	4	SUBTOTAL	0
6	10	KDG - 12	58
7	3	ACTUAL EXPENDITURES	
8	6	K - 8	13,818
SUBTOTAL	58	9 - 12	0
		TOTAL	13,818

MISCELLANEOUS DATA as of 6/30/93		
BONDS OUTSTANDING	4,870,000	
LAND & IMPROVEMENTS	66,158	
BUILDING & IMPROVEMENTS	176,955	
FURNITURE, EQUIP, VEHICLES	72,835	
CONSTRUCTION IN PROGRESS	0	
TAX RATES	ASSESSED VALUATION	
-- PRIMARY	5.2195	22,774,701
-- SECONDARY	3.5654	24,664,011
-- S R P		1,423,839

AVERAGE DAILY MEMBERSHIP	STATE AID ADM (RESIDENT)	ATTENDING ADM (RESIDENT)	ATTENDING ADM (NON RES)	TOTAL ATTENDING ADM
1990 - 1991				
ELEMENTARY	585,550	585,550	0,000	585,550
HIGH SCHOOL	178,737	178,790	63,490	242,280
-- TOTAL	764,287	764,340	63,490	827,830
1991 - 1992				
ELEMENTARY	619,455	612,806	940	613,745
HIGH SCHOOL	201,036	204,320	58,590	262,910
-- TOTAL	820,491	817,126	69,530	876,656
1992 - 1993				
ELEMENTARY	647,115	647,115	0,000	647,135
HIGH SCHOOL	195,480	195,480	63,060	258,540
-- TOTAL	842,595	842,595	63,060	905,675
ENROLLMENT				
1992 - 1993				1,005
ORIGINAL ENTRIES				92
TRANSFER STUDENTS				1,097
TOTAL STUDENTS SERVED				

STAFFING SUMMARY	NUMBER OF FTE'S	STUDENTS PER STAFF PERSON
CERTIFIED ---		
ADMINS	7	181.00
TEACHERS	14	14.80
OTHER	7	129.40
SUBTOTAL	28	12.40
CLASSIFIED ---		
MANAGERS	7	129.40
TEACH AIDS	15	60.40
OTHER	26	34.80
SUBTOTAL	48	18.90
TOTAL STAFF	121	7.50
TEACHER SALARIES		1,214,279



FINANCIAL DATA FUND DESCRIPTION	JULY 1, 1992			EXPENDITURES		JUNE 30, 1993 BALANCE
	FUND BALANCE	REVENUES	TRANSFERS	BUDGET	ACTUAL	
MAINTENANCE & OPER	15,428	626,948	0	911,097	886,512	(244,136)
CAPITAL OUTLAY	528,360	119,124	0	180,000	74,024	573,460
ADJACENT WAYS	0	0	0	0	0	0
DEBT SERVICE	0	0	0	0	0	0
SCHOOL PLANT	0	0	0	0	0	0
FEDERAL PROJECTS	26,459	31,033	0	73,000	36,575	20,917
STATE PROJECTS	0	0	0	0	0	0
FOOD SERVICES	33,851	89,923	0	95,000	82,395	21,379
AUXILIARY OPERATIONS	0	0	0	0	0	0
UNEMPLOYMENT INSUR	47,568	3,887	0	4,500	295	50,960
OTHER	70	4,664	0	104,200	4,994	(260)
TOTAL	661,736	866,379	0	1,367,797	1,084,796	422,320
NOT INCLUDED ABOVE						
BOND BUILDING	0	0	0	0	0	0
INTRGVMTL AGRMNTS	0	0	0	0	0	0
INDIRECT COSTS	0	0	0	0	0	0

Fiscal Year 1992 - 1993 Annual Report for the Arizona Department of Education

DESCRIPTION OF REVENUES RECEIVED BY SOURCE	LOCAL	COUNTY	STATE	FEDERAL	TOTAL REVENUES
MAINTENANCE & OPERATION	626,891	0	57	0	626,948
CAPITAL OUTLAY	119,099	0	25	0	119,124
ADJACENT WAYS	0	0	0	0	0
DEBT SERVICE	0	0	0	0	0
OTHER: SEE DESCRIPTION PAGE 35	0	0	0	31,033	31,033
TOTAL BY SOURCE	745,990	0	82	31,033	777,105
PERCENTAGE OF TOTAL REVENUES	96.00	0.00	0.00	4.00	100.00

SPECIAL EDUCATION PROGRAM EXPENDITURES - DESCRIPTION	BUDGET	ACTUAL
EDUCABLE MENTALLY	31,180	30,958
SERIOUSLY EMOTIONALLY	5,000	5,000
SERIOUSLY EMOT - PRIVATE	0	0
HEARING	0	0
OTHER HEALTH IMPAIRED	8,246	8,246
MULTIPLE DISABILITIES	0	0
MULTIPLE (SSI)	0	0
PHYSICALLY	0	0
LEARNING DISABLED	46,184	46,959
SPEECH / LANGUAGE	8,246	8,246
TRAINABLE MENTALLY	0	0
VISUALLY	0	0
PRESCHOOL MOD DEV DELAY	0	0
PRESCHOOL SEV DEV DELAY	0	0
-SUBTOTAL	98,869	98,409
GIFTED PROGRAMS	100	0
BILINGUAL ED	18,235	18,235
REMEDIAL ED	0	0
VOCATIONAL & TECH ED	0	0
CAREER ED	0	0
- SUBTOTAL	18,335	18,235
TOTAL (INCL IN MAINT & OPER)	117,194	116,644

DUPLICATED COUNTS FOR GIFTED PROG			
KDG	0	9	0
1	0	10	0
2	0	11	0
3	0	12	0
4	0	SUBTOTAL	0
5	0	KDG - 12	0
6	0	ACTUAL EXPENDITURES:	
7	0	K - 8	0
8	0	9 - 12	0
SUBTOTAL	0	TOTAL	0

MISCELLANEOUS DATA as of 6/30/93	
BONDS OUTSTANDING	0
LAND & IMPROVEMENTS	48,348
BUILDING & IMPROVEMENTS	702,158
FURNITURE, EQUIP, VEHICLES	434,746
CONSTRUCTION IN PROGRESS	0
TAX RATES	ASSESSED VALUATION:
-- PRIMARY 3144	139,181,175
-- SECONDARY 0747	141,236,710
-- S R P	2,582,919

AVERAGE DAILY MEMBERSHIP	STATE ADM (RESIDENT)	ATTENDING ADM (RESIDENT)	ATTENDING ADM (NON RES)	TOTAL ATTENDING ADM
1990 - 1991				
ELEMENTARY	172,210	172,210	0,000	172,210
HIGH SCHOOL	0,000	0,000	0,000	0,000
-- TOTAL	172,210	172,210	0,000	172,210
1991 - 1992				
ELEMENTARY	182,306	182,306	0,000	182,306
HIGH SCHOOL	0,000	0,000	0,000	0,000
-- TOTAL	182,306	182,306	0,000	182,306
1992 - 1993				
ELEMENTARY	180,066	179,366	0,000	179,366
HIGH SCHOOL	0,000	0,000	0,000	0,000
-- TOTAL	180,066	179,366	0,000	179,366
ENROLLMENT 1992 - 1993				
ORIGINAL ENTRIES				208
TRANSFER STUDENTS				26
TOTAL STUDENTS SERVED				234

STAFFING SUMMARY	NUMBER OF FTE'S	STUDENTS PER STAFF PERSON
CERTIFIED		
ADMINS	1	179,400
TEACHERS	13	13,900
OTHER	1	179,400
SUBTOTAL	15	12,760
CLASSIFIED		
MANAGERS	2	89,700
TEACH AIDS	1	59,500
OTHER	2	25,600
SUBTOTAL	5	14,700
TOTAL STAFF	20	6,600
TEACHER SALARIES		111,592



FINANCIAL DATA FUND DESCRIPTION	JULY 1, 1992			EXPENDITURES		JUNE 30, 1993
	FUND BALANCE	REVENUES	TRANSFERS	BUDGET	ACTUAL	BALANCE
MAINTENANCE & OPER	(812,744)	36,187,825	0	37,540,287	37,395,382	(2,020,301)
CAPITAL OUTLAY	(450,204)	2,747,838	(170,764)	2,838,743	2,347,082	(220,412)
ADJACENT WAYS	509,012	38,512	0	515,000	0	547,524
DEBT SERVICE	3,481,651	3,738,335	0	3,940,000	3,547,527	3,672,459
SCHOOL PLANT	8,352	10,680	0	0	0	19,032
FEDERAL PROJECTS	769,501	2,123,277	132,792	3,005,571	3,005,717	19,853
STATE PROJECTS	129,184	753,018	(3,113)	419,850	811,832	67,267
FOOD SERVICES	1,108,547	3,323,388	(197,844)	3,200,000	3,408,474	827,817
AUXILIARY OPERATIONS	0	0	0	0	0	0
UNEMPLOYMENT INSUR	18,817	21,450	0	45,000	28,371	13,898
OTHER	124,849	75,177	0	218,000	94,362	105,664
TOTAL	4,888,975	49,019,300	(238,729)	61,722,251	60,634,747	3,032,799
NOT INCLUDED ABOVE						
BOND BUILDING	0	9,935,870	0	10,000,000	513,334	9,422,536
INTRGVMNTL AGRMNTS	50,230	3,662	0	95,000	8,945	44,947
INDIRECT COSTS	223,067	17,467	237,820	400,000	332,413	145,941

Fiscal Year 1992 - 1993 Annual Report for the Arizona Department of Education

DESCRIPTION OF REVENUES RECEIVED BY SOURCE	LOCAL	COUNTY	STATE	FEDERAL	TOTAL REVENUES
MAINTENANCE & OPERATION	6,427,641	3,085,311	26,674,873	0	36,187,825
CAPITAL OUTLAY	2,510,583	0	237,055	0	2,747,638
ADJACENT WAYS	38,512	0	0	0	38,512
DEBT SERVICE	3,738,335	0	0	0	3,738,335
OTHER: SEE DESCRIPTION PAGE 35	10,680	0	753,018	2,123,277	2,886,975
TOTAL BY SOURCE	12,725,751	3,085,311	27,664,946	2,123,277	45,599,285
PERCENTAGE OF TOTAL REVENUES	27.9%	6.8%	60.7%	4.7%	100.0%

SPECIAL EDUCATION PROGRAM EXPENDITURES - DESCRIPTION	BUDGET	ACTUAL
EDUCABLE MENTALLY	751,013	853,180
SERIOUSLY EMOTIONALLY	202,818	296,920
SERIOUSLY EMOT - PRIVATE	0	0
HEARING	43,561	33,426
OTHER HEALTH IMPAIRED	19,996	45,824
MULTIPLE DISABILITIES	112,787	251,375
MULTIPLE (SSI)	370,230	0
PHYSICALLY	0	0
LEARNING DISABLED	925,048	816,929
SPEECH / LANGUAGE	225,110	0
TRAINABLE MENTALLY	584,606	386,949
VISUALLY	0	40,106
PRESCHOOL MOD DEV DELAY	0	338,327
PRESCHOOL SEV DEV DELAY	0	210,832
-SUBTOTAL	3,254,237	3,866,698
GIFTED PROGRAMS	47,467	42,043
BILINGUAL ED	1,358,727	852,584
REMEDIATION ED	0	0
VOCATIONAL & TECH ED	0	0
CAREER ED	0	0
- SUBTOTAL	1,406,194	894,627
TOTAL (INCL IN MAINT & OPER)	4,660,431	4,761,325

DUPLICATED COUNTS FOR GIFTED PROG			
KDG	0	9	0
1	0	10	0
2	18	11	0
3	21	12	0
4	17		0
5	12		127
6	18		
7	23		42,043
8	18		0
SUBTOTAL	127	TOTAL	42,043

MISCELLANEOUS DATA as of 6/30/93	
BONDS OUTSTANDING	0
LAND & IMPROVEMENTS	3,303,111
BUILDING & IMPROVEMENTS	33,183,676
FURNITURE, EQUIP, VEHICLES	6,526,938
CONSTRUCTION IN PROGRESS	289,680
TAX RATES	ASSESSED VALUATION
-- PRIMARY 4.5358	208,836,497
-- SECONDARY 1.5878	216,177,100
-- SRP	9,061,141

AVERAGE DAILY MEMBERSHIP	STATE AID ADM (RESIDENT)	ATTENDING ADM (RESIDENT)	ATTENDING ADM (NON RES)	TOTAL ATTENDING ADM
1990 - 1991				
ELEMENTARY	9,755,255	9,755,255	15,470	9,770,725
HIGH SCHOOL	0,000	0,000	0,000	0,000
- - TOTAL	9,755,255	9,755,255	15,470	9,770,725
1991 - 1992				
ELEMENTARY	10,044,465	10,044,465	12,040	10,056,505
HIGH SCHOOL	0,000	0,000	0,000	0,000
- - TOTAL	10,044,465	10,044,465	12,040	10,056,505
1992 - 1993				
ELEMENTARY	10,262,135	10,262,135	10,600	10,272,735
HIGH SCHOOL	0,000	0,000	0,000	0,000
- TOTAL	10,262,135	10,262,135	10,600	10,272,735
ENROLLMENT 1992 - 1993				11,800
ORIGINAL ENTRIES				867
TRANSFER STUDENTS				12,662
TOTAL STUDENTS SERVED				

STAFFING SUMMARY	NUMBER OF FTE'S	STUDENTS PER STAFF PERSON
CERTIFIED ---		
ADMINS	47	218.60
TEACHERS	565	18.20
OTHER	25	410.90
SUBTOTAL	637	16.10
CLASSIFIED ---		
MANAGERS	26	395.10
TEACH AIDS	115	89.30
OTHER	307	33.50
SUBTOTAL	448	22.90
TOTAL STAFF	1,085	9.50
TEACHER SALARIES		18,407,142



FINANCIAL DATA FUND DESCRIPTION	JULY 1, 1992			EXPENDITURES		JUNE 30, 1993 BALANCE
	FUND BALANCE	REVENUES	TRANSFERS	BUDGET	ACTUAL	
MAINTENANCE & OPER	(2,177)	1,789,709	0	1,862,700	1,643,134	124,398
CAPITAL OUTLAY	367,015	106,471	0	300,000	71,778	401,708
ADJACENT WAYS	0	0	0	0	0	0
DEBT SERVICE	1,111,870	166,059	0	0	1,152,313	125,416
SCHOOL PLANT	31,774	2,394	0	31,200	0	34,168
FEDERAL PROJECTS	609	3,238	0	8,000	3,005	840
STATE PROJECTS	290	1,052	0	4,000	1,300	42
FOOD SERVICES	7,056	47,583	0	62,500	36,986	17,653
AUXILIARY OPERATIONS	0	0	0	0	0	0
UNEMPLOYMENT INSUR	0	0	0	0	0	0
OTHER	15,584	2,405	0	11,500	1,291	16,698
TOTAL	1,631,821	2,098,909	0	2,079,900	2,909,807	720,923
NOT INCLUDED ABOVE						
BOND BUILDING	2,000,000	0	0	0	126,030	1,873,970
INTRGVMTL AGRMNTS	0	0	0	0	0	0
INDIRECT COSTS	0	0	0	0	0	0

Fiscal Year 1992 - 1993 Annual Report for the Arizona Department of Education

DESCRIPTION OF REVENUES RECEIVED BY SOURCE	LOCAL	COUNTY	STATE	FEDERAL	TOTAL REVENUES
MAINTENANCE & OPERATION	1,768,948	714	47	0	1,769,709
CAPITAL OUTLAY	106,466	0	5	0	106,471
ADJACENT WAYS	0	0	0	0	0
DEBT SERVICE	166,059	0	0	0	166,059
OTHER: SEE DESCRIPTION PAGE 35	2,394	0	1,052	3,236	6,682
TOTAL BY SOURCE	2,043,867	714	1,104	3,236	2,048,921
PERCENTAGE OF TOTAL REVENUES	99.80	0.00	0.10	0.20	100.00

SPECIAL EDUCATION PROGRAM EXPENDITURES - DESCRIPTION	BUDGET	ACTUAL
EDUCABLE MENTALLY	0	24,365
SERIOUSLY EMOTIONALLY	0	7,797
SERIOUSLY EMOT - PRIVATE	0	0
HEARING	0	0
OTHER HEALTH IMPAIRED	0	0
MULTIPLE DISABILITIES	14,000	0
MULTIPLE (SSI)	0	0
PHYSICALLY	0	0
LEARNING DISABLED	47,800	65,299
SPEECH / LANGUAGE	14,000	0
TRAINABLE MENTALLY	10,000	0
VISUALLY	5,000	0
PRESCHOOL MOD DEV DELAY	5,000	0
PRESCHOOL SEV DEV DELAY	0	0
- SUBTOTAL	100,800	97,461
GIFTED PROGRAMS	5,000	5,000
BILINGUAL ED	0	0
REMEDIATION ED	0	0
VOCATIONAL & TECH ED	0	0
CAREER ED	0	0
- SUBTOTAL	5,000	5,000
TOTAL (INCL IN MAINT & OPER)	105,800	102,461

DUPLICATED COUNTS FOR GIFTED PROG			
KDG	0	9	0
1	0	10	0
2	2	11	0
3	6	12	0
4	3		
5	4	SUBTOTAL	0
6	2	KDG - 12	29
7	5	ACTUAL EXPENDITURES	
8	7	K - 8	5,000
		9 - 12	0
SUBTOTAL	29	TOTAL	5,000

MISCELLANEOUS DATA as of 6/30/93	
BONDS OUTSTANDING	2,000,000
LAND & IMPROVEMENTS	1,347,528
BUILDING & IMPROVEMENTS	8,794,708
FURNITURE, EQUIP, VEHICLES	1,251,963
CONSTRUCTION IN PROGRESS	126,030
TAX RATES ASSESSED VALUATION	
PRIMARY 0.772	1,732,295,745
SECONDARY 0.090	1,736,001,820
S R P	291,546,074

AVERAGE DAILY MEMBERSHIP	STATE AID ADM (RESIDENT)	ATTENDING ADM (RESIDENT)	ATTENDING ADM (NON RES)	TOTAL ATTENDING ADM	STAFFING SUMMARY	NUMBER OF FTE'S	STUDENTS PER STAFF PERSON
1990 - 1991					CERTIFIED		
ELEMENTARY	239,015	239,015	0,000	239,015	ADMINS	1	243.80
HIGH SCHOOL	54,780	0,000	0,000	0,000	TEACHERS	16	15.20
-- TOTAL	293,795	239,015	0,000	239,015	OTHER	0	0.00
1991 - 1992					SUBTOTAL	17	14.30
ELEMENTARY	250,089	250,940	0,000	250,940	CLASSIFIED		
HIGH SCHOOL	63,740	0,000	0,000	0,000	MANAGERS	3	81.30
-- TOTAL	313,829	250,940	0,000	250,940	TEACH AIDS	1	243.80
1992 - 1993					OTHER	9	27.10
ELEMENTARY	243,069	243,775	0,000	243,775	SUBTOTAL	13	18.80
HIGH SCHOOL	77,780	0,000	0,000	0,000	TOTAL STAFF	30	8.10
-- TOTAL	320,849	243,775	0,000	243,775	TEACHER SALARIES		411,179
ENROLLMENT 1992 - 1993							
		ORIGINAL ENTRIES		308			
		TRANSFER STUDENTS		0			
		TOTAL STUDENTS SERVED		308			



FINANCIAL DATA FUND DESCRIPTION	JULY 1, 1992			EXPENDITURES		JUNE 30, 1993 BALANCE
	FUND BALANCE	REVENUES	TRANSFERS	BUDGET	ACTUAL	
MAINTENANCE & OPER	830,142	76,825,038	0	77,808,743	77,885,702	(130,522)
CAPITAL OUTLAY	3,248,508	3,741,699	0	4,792,173	4,078,792	2,911,415
ADJACENT WAYS	680,423	128,208	0	680,000	5,943	802,686
DEBT SERVICE	1,199,772	13,433,039	0	13,015,000	12,810,762	1,822,049
SCHOOL PLANT	7,560,681	1,110,881	0	1,180,000	499,353	8,172,209
FEDERAL PROJECTS	240,915	1,911,418	(59,358)	2,615,000	1,857,602	235,373
STATE PROJECTS	33,365	158,984	(2,900)	437,000	180,369	9,080
FOOD SERVICES	645,112	2,828,964	0	2,900,000	2,857,133	614,938
AUXILIARY OPERATIONS	358,083	775,665	0	800,000	684,708	449,040
UNEMPLOYMENT INSUR	214,731	15,980	0	50,000	9,061	221,650
OTHER	3,063,637	4,375,998	0	505,000	1,183,971	6,255,664
TOTAL	18,076,369	106,403,872	(62,256)	104,782,916	102,063,401	21,363,584
NOT INCLUDED ABOVE						
BOND BUILDING	20,563,972	31,872,077	0	28,000,000	12,822,216	39,413,833
INTRGVMNTL AGRMNTS	1,700	29,947	(84)	0	28,038	3,525
INDIRECT COSTS	104,513	7,325	62,340	65,000	53,455	120,723

Fiscal Year 1992 - 1993 Annual Report for the Arizona Department of Education

DESCRIPTION OF REVENUES RECEIVED BY SOURCE	LOCAL	COUNTY	STATE	FEDERAL	TOTAL REVENUES
MAINTENANCE & OPERATION	55,194,025	1,310,242	19,889,138	0	76,393,405
CAPITAL OUTLAY	3,162,398	0	579,301	0	3,741,699
ADJACENT WAYS	68,784	0	59,424	0	128,208
DEBT SERVICE	13,433,039	0	0	0	13,433,039
OTHER: SEE DESCRIPTION PAGE 35	1,110,881	0	158,984	1,911,416	3,181,281
TOTAL BY SOURCE	72,969,127	1,310,242	20,686,847	1,911,416	96,877,632
PERCENTAGE OF TOTAL REVENUES	75.30	1.40	21.40	2.00	100.00

SPECIAL EDUCATION PROGRAM EXPENDITURES - DESCRIPTION	BUDGET	ACTUAL
EDUCABLE MENTALLY	383,223	357,103
SERIOUSLY EMOTIONALLY	871,285	811,160
SERIOUSLY EMOT PRIVATE	28,803	1,526
HEARING	307,574	346,659
OTHER HEALTH IMPAIRED	2,402	27,371
MULTIPLE DISABILITIES	307,875	159,321
MULTIPLE (SSI)	90,418	147,386
PHYSICALLY	0	0
LEARNING DISABLED	4,442,426	4,212,129
SPEECH / LANGUAGE	1,212,745	1,141,337
TRAINABLE MENTALLY	252,668	460,771
VISUALLY	328,539	331,915
PRESCHOOL MOD DEV DELAY	63,830	67,223
PRESCHOOL SEV DEV DELAY	98,328	134,392
- SUBTOTAL	8,508,197	8,394,335
GIFTED PROGRAMS	448,284	340,142
BILINGUAL ED	762,163	773,942
REMEDIAL ED	0	0
VOCATIONAL & TECH ED	1,264,428	1,005,526
CAREER ED	0	0
- SUBTOTAL	2,474,875	2,119,610
TOTAL (INCL IN MAINT & OPER)	10,981,072	10,513,945

DUPLICATED COUNTS FOR GIFTED PROG			
KDG	0	9	297
1	0	10	243
2	0	11	249
3	6	12	285
4	178		1,074
5	293		2,499
6	340		
7	310		
8	298		
SUBTOTAL	1,425	TOTAL	340,142

MISCELLANEOUS DATA as of 6/30/93		
BONDS OUTSTANDING	173,407,000	
LAND & IMPROVEMENTS	26,042,507	
BUILDING & IMPROVEMENTS	145,063,165	
FURNITURE, EQUIP, VEHICLES	28,979,404	
CONSTRUCTION IN PROGRESS	7,473,044	
TAX RATES	ASSESSED VALUATION	
-- PRIMARY	4.1373	1,519,522,550
SECONDARY	1.2120	1,538,783,268
-- SRP		20,819,373

AVERAGE DAILY MEMBERSHIP	STATE AID ADM (RESIDENT)	ATTENDING ADM (RESIDENT)	ATTENDING ADM (NON RES)	TOTAL ATTENDING ADM
1990 - 1991				
ELEMENTARY	12,706,400	12,699,110	21,710	12,720,820
HIGH SCHOOL	5,871,013	5,867,014	374,246	6,241,260
-- TOTAL	18,577,413	18,566,124	395,956	18,962,080
1991 - 1992				
ELEMENTARY	13,415,820	13,410,120	21,050	13,431,170
HIGH SCHOOL	5,789,800	5,785,172	371,711	6,157,883
-- TOTAL	19,205,620	19,195,292	392,761	19,589,063
1992 - 1993				
ELEMENTARY	14,293,990	14,290,790	13,740	14,304,530
HIGH SCHOOL	5,692,608	5,688,099	150,554	5,838,653
-- TOTAL	19,986,598	19,978,889	164,294	20,143,183
ENROLLMENT 1992 - 1993				
ORIGINAL ENTRIES				22,156
TRANSFER STUDENTS				642
TOTAL STUDENTS SERVED				22,798

STAFFING SUMMARY	NUMBER OF FTE'S	STUDENTS PER STAFF PERSON
CERTIFIED		
ADMINS	45	447.60
TEACHERS	1,074	18.80
OTHER	91	221.40
SUBTOTAL	1,210	16.60
CLASSIFIED		
MANAGERS	16	1,258.90
TEACH AIDS	81	242.70
OTHER	562	35.80
SUBTOTAL	661	30.50
TOTAL STAFF	1,871	10.80
TEACHER SALARIES		37,440,798

FINANCIAL DATA FUND DESCRIPTION	JULY 1, 1992			EXPENDITURES		JUNE 30, 1993
	FUND BALANCE	REVENUES	TRANSFERS	BUDGET	ACTUAL	BALANCE
MAINTENANCE & OPER	101,318	457,177	366	569,173	542,309	16,552
CAPITAL OUTLAY	29,950	249,848	0	255,408	242,849	36,949
ADJACENT WAYS	0	0	0	0	0	0
DEBT SERVICE	0	0	0	0	0	0
SCHOOL PLANT	0	0	0	0	0	0
FEDERAL PROJECTS	4,504	6,987	0	16,950	2	11,489
STATE PROJECTS	0	0	0	1,500	0	0
FOOD SERVICES	4,465	13,228	0	9,600	11,933	5,758
AUXILIARY OPERATIONS	0	0	0	0	0	0
UNEMPLOYMENT INSUR	0	0	0	0	0	0
OTHER	2,509	2,724	0	3,500	0	5,233
TOTAL	142,748	729,982	366	866,131	797,093	75,981
NOT INCLUDED ABOVE						
BOND BUILDING	0	0	0	0	0	0
INTRGVMNTL AGRMNTS	0	0	0	0	0	0
INDIRECT COSTS	0	0	0	0	0	0

Fiscal Year 1992 - 1993 Annual Report for the Arizona Department of Education

DESCRIPTION OF REVENUES RECEIVED BY SOURCE	LOCAL	COUNTY	STATE	FEDERAL	TOTAL REVENUES
MAINTENANCE & OPERATION	356,564	(10,203)	110,816	0	457,177
CAPITAL OUTLAY	249,759	0	89	0	249,848
ADJACENT WAYS	0	0	0	0	0
DEBT SERVICE	0	0	0	0	0
OTHER: SEE DESCRIPTION PAGE 35	0	0	0	6,987	6,987
TOTAL BY SOURCE	606,323	(10,203)	110,905	6,987	714,012
PERCENTAGE OF TOTAL REVENUES	84.90	1.40	15.50	1.00	100.00

SPECIAL EDUCATION PROGRAM EXPENDITURES - DESCRIPTION	BUDGET	ACTUAL
EDUCABLE MENTALLY	11,040	500
SERIOUSLY EMOTIONALLY	0	0
SERIOUSLY EMOT - PRIVATE	0	0
HEARING	0	0
OTHER HEALTH IMPAIRED	0	0
MULTIPLE DISABILITIES	0	0
MULTIPLE (SSI)	0	0
PHYSICALLY	0	0
LEARNING DISABLED	19,497	16,387
SPEECH / LANGUAGE	9,100	4,500
TRAINABLE MENTALLY	0	0
VISUALLY	0	0
PRESCHOOL MOD DEV DELAY	0	0
PRESCHOOL SEV DEV DELAY	0	0
-SUBTOTAL	39,637	21,387
GIFTED PROGRAMS	0	0
BILINGUAL ED	13,100	0
REMEDIAL ED	4,460	0
VOCATIONAL & TECH ED	945	0
CAREER ED	0	0
- SUBTOTAL	18,505	0
TOTAL (INCL IN MAINT & OPER)	58,142	21,387

DUPLICATED COUNTS FOR GIFTED PROG			
KDG	0	9	0
1	0	10	0
2	0	11	0
3	0	12	0
4	0	SUBTOTAL	0
5	0	KDG - 12	1
6	0	ACTUAL EXPENDITURES	
7	0	K - 8	0
8	1	9 - 12	0
SUBTOTAL	1	TOTAL	0

MISCELLANEOUS DATA as of 6/30/93		
BONDS OUTSTANDING		0
LAND & IMPROVEMENTS		0
BUILDING & IMPROVEMENTS		0
FURNITURE, EQUIP, VEHICLES		0
CONSTRUCTION IN PROGRESS		0
	TAX RATES	ASSESSED VALUATION
-- PRIMARY	7.9785	7,850,605
-- SECONDARY	0.0000	8,013,380
-- S R P		0

AVERAGE DAILY MEMBERSHIP	STATE AID ADM (RESIDENT)	ATTENDING ADM (RESIDENT)	ATTENDING ADM (NON RES)	TOTAL ATTENDING ADM
1990 - 1991				
ELEMENTARY	27,420	27,420	0,000	27,420
HIGH SCHOOL	7,760	0,000	0,000	0,000
-- TOTAL	35,180	27,420	0,000	27,420
1991 - 1992				
ELEMENTARY	42,697	42,925	0,000	42,925
HIGH SCHOOL	6,964	0,000	0,000	0,000
-- TOTAL	49,661	42,925	0,000	42,925
1992 - 1993				
ELEMENTARY	37,805	37,805	0,000	37,805
HIGH SCHOOL	5,800	0,000	0,000	0,000
-- TOTAL	43,605	37,805	0,000	37,805
ENROLLMENT				
1992 - 1993				42
				6
				48
	ORIGINAL ENTRIES			
	TRANSFER STUDENTS			
	TOTAL STUDENTS SERVED			

STAFFING SUMMARY	NUMBER OF FTE'S	STUDENTS PER STAFF PERSON
CERTIFIED		
ADMINS	0	0.00
TEACHERS	4	9.50
OTHER	5	0.00
SUBTOTAL	4	9.50
CLASSIFIED		
MANAGERS	2	18.90
TEACH AIDS	2	18.90
OTHER	2	18.90
SUBTOTAL	6	6.30
TOTAL STAFF	10	3.80
TEACHER SALARIES		114,888

FINANCIAL DATA FUND DESCRIPTION	JULY 1, 1992			EXPENDITURES		JUNE 30, 1993 BALANCE
	FUND BALANCE	REVENUES	TRANSFERS	BUDGET	ACTUAL	
MAINTENANCE & OPER	334,307	51,810,475	0	51,291,923	50,558,124	1,586,658
CAPITAL OUTLAY	1,884,449	2,465,079	0	3,479,388	2,983,478	1,346,050
ADJACENT WAYS	381,973	38,582	0	390,000	418,000	2,555
DEBT SERVICE	826,713	5,116,006	0	5,139,758	5,123,058	819,661
SCHOOL PLANT	276,873	832,861	0	745,750	628,722	481,012
FEDERAL PROJECTS	351,783	1,913,461	(58,489)	1,756,579	1,830,926	375,829
STATE PROJECTS	57,774	110,086	(2,259)	117,757	117,720	47,881
FOOD SERVICES	422,849	2,654,708	0	2,298,000	2,449,834	627,723
AUXILIARY OPERATIONS	0	0	0	0	0	0
UNEMPLOYMENT INSUR	203,307	14,817	0	18,000	20,274	197,850
OTHER	575,796	678,153	0	666,200	360,465	893,484
TOTAL	6,296,824	65,634,228	(60,748)	65,903,363	64,490,601	6,378,703
NOT INCLUDED ABOVE						
BOND BUILDING	3,409,403	20,550,000	0	23,221,027	14,981,367	8,978,036
INTRGVMTNL AGRMNTS	99,206	88,909	0	181,000	109,574	76,540
INDIRECT COSTS	7,173	15,818	60,748	75,000	47,759	35,780

Fiscal Year 1992 - 1993 Annual Report for the Arizona Department of Education

DESCRIPTION OF REVENUES RECEIVED BY SOURCE	LOCAL	COUNTY	STATE	FEDERAL	TOTAL REVENUES
MAINTENANCE & OPERATION	27,609,470	1,788,336	22,412,669	0	51,810,475
CAPITAL OUTLAY	2,260,644	0	204,435	0	2,465,079
ADJACENT WAYS	38,475	0	107	0	38,582
DEBT SERVICE	5,111,018	0	4,988	0	5,116,006
OTHER: SEE DESCRIPTION PAGE 35	832,861	0	110,086	1,913,461	2,856,408
TOTAL BY SOURCE	35,852,468	1,788,336	22,732,285	1,913,461	62,286,550
PERCENTAGE OF TOTAL REVENUES	57.60	2.90	36.50	3.10	100.00

SPECIAL EDUCATION PROGRAM EXPENDITURES - DESCRIPTION	BUDGET	ACTUAL
EDUCABLE MENTALLY	380,760	411,329
SERIOUSLY EMOTIONALLY	379,765	214,925
SERIOUSLY EMOT - PRIVATE	0	0
HEARING	182,245	110,199
OTHER HEALTH IMPAIRED	20,816	3,990
MULTIPLE DISABILITIES	688,018	274,211
MULTIPLE (SSI)	735,169	854,924
PHYSICALLY	0	0
LEARNING DISABLED	1,702,839	1,984,336
SPEECH / LANGUAGE	510,706	473,198
TRAINABLE MENTALLY	386,265	538,055
VISUALLY	205,630	98,178
PRESCHOOL MOD DEV DELAY	125,576	101,368
PRESCHOOL SEV DEV DELAY	26,683	155,253
-SUBTOTAL	6,634,669	6,468,368
GIFTED PROGRAMS	425,748	410,696
BILINGUAL ED	479,961	441,742
REMEDIAL ED	0	0
VOCATIONAL & TECH ED	0	0
CAREER ED	0	0
- SUBTOTAL	905,709	852,438
TOTAL (INCL IN MAINT & OPER)	6,540,278	6,320,806

DUPLICATED COUNTS FOR GIFTED PROG			
KDG	0	9	0
1	0	10	0
2	0	11	0
3	175	12	0
4	101	SUBTOTAL	
5	128	KDG - 12	1,171
6	109	ACTUAL EXPENDITURES	
7	449	K - 8	410,696
8	209	9 - 12	0
SUBTOTAL	1,171	TOTAL	410,696

MISCELLANEOUS DATA as of 6/30/93		
BONDS OUTSTANDING		39,145,000
LAND & IMPROVEMENTS		5,678,188
BUILDING & IMPROVEMENTS		63,811,250
FURNITURE, EQUIP, VEHICLES		22,041,784
CONSTRUCTION IN PROGRESS		4,133,143
	TAX RATES	ASSESSED VALUATION
-- PRIMARY	3.4420	771,769,482
-- SECONDARY	1.1040	778,836,199
-- S R P		60,947,160

AVERAGE DAILY MEMBERSHIP	STATE AID ADM (RESIDENT)	ATTENDING ADM (RESIDENT)	ATTENDING ADM (NON RES)	TOTAL ATTENDING ADM
1990 - 1991				
ELEMENTARY	11,643,685	11,643,685	25,640	11,669,325
HIGH SCHOOL	0,000	0,000	14,190	14,190
-- TOTAL	11,643,686	11,643,686	39,830	11,683,515
1991 - 1992				
ELEMENTARY	11,880,140	11,880,140	17,505	11,897,645
HIGH SCHOOL	0,000	0,000	460	460
-- TOTAL	11,880,140	11,880,140	27,965	11,908,105
1992 - 1993				
ELEMENTARY	11,962,100	11,961,340	24,580	11,985,920
HIGH SCHOOL	0,000	0,000	15,700	15,700
-- TOTAL	11,962,100	11,961,340	40,280	12,001,620
ENROLLMENT 1992 - 1993				13,769
ORIGINAL ENTRIES				664
TRANSFER STUDENTS				14,433
TOTAL STUDENTS SERVED				

STAFFING SUMMARY	NUMBER OF FTE'S	STUDENTS PER STAFF PERSON
CERTIFIED ---		
ADMINS	53	276.40
TEACHERS	803	14.99
OTHER	66	181.90
SUBTOTAL	922	13.00
CLASSIFIED ---		
MANAGERS	13	923.20
TEACH AIDS	107	112.20
OTHER	439	27.30
SUBTOTAL	559	21.50
TOTAL STAFF	1,481	8.10
TEACHER SALARIES		23,704,244



FINANCIAL DATA FUND DESCRIPTION	JULY 1, 1992			EXPENDITURES		JUNE 30, 1993
	FUND BALANCE	REVENUES	TRANSFERS	BUDGET	ACTUAL	BALANCE
MAINTENANCE & OPER	283,972	35,660,116	0	35,844,124	35,324,232	599,856
CAPITAL OUTLAY	914,830	1,310,297	0	1,789,979	1,452,140	772,987
ADJACENT WAYS	455,036	197,260	0	470,510	0	652,298
DEBT SERVICE	7,525,822	10,574,629	0	8,390,485	10,474,021	7,626,430
SCHOOL PLANT	146,588	28,301	0	0	0	174,889
FEDERAL PROJECTS	166,491	1,057,009	(25,312)	1,259,671	1,111,921	86,287
STATE PROJECTS	34,198	150,139	(3,107)	199,975	148,155	33,075
FOOD SERVICES	181,775	1,295,787	0	1,300,000	1,319,343	158,199
AUXILIARY OPERATIONS	584,578	975,273	0	1,100,000	928,578	631,271
UNEMPLOYMENT INSUR	202,547	31,000	0	15,000	14,154	219,393
OTHER	608,242	928,286	0	820,000	969,909	564,619
TOTAL	11,082,077	52,208,077	(28,419)	61,189,744	61,742,463	11,619,282
NOT INCLUDED ABOVE						
BOND BUILDING	15,209,221	1,541	0	15,209,221	8,359,378	6,851,384
INTRGVMENTL AGRMNTS	0	0	0	0	0	0
INDIRECT COSTS	78,098	5,024	28,419	5,000	96,012	13,529

Fiscal Year 1992 - 1993 Annual Report for the Arizona Department of Education

DESCRIPTION OF REVENUES RECEIVED BY SOURCE	LOCAL	COUNTY	STATE	FEDERAL	TOTAL REVENUES
MAINTENANCE & OPERATION	31,846,974	1	3,371,470	0	35,218,445
CAPITAL OUTLAY	1,108,017	0	202,280	0	1,310,297
ADJACENT WAYS	197,140	0	120	0	197,260
DEBT SERVICE	10,574,629	0	0	0	10,574,629
OTHER: SEE DESCRIPTION PAGE 35	28,301	0	150,139	1,057,009	1,235,449
TOTAL BY SOURCE	43,765,061	1	3,724,009	1,067,009	48,536,080
PERCENTAGE OF TOTAL REVENUES	90.10	0.00	7.70	2.20	100.00

SPECIAL EDUCATION PROGRAM EXPENDITURES - DESCRIPTION	BUDGET	ACTUAL
EDUCABLE MENTALLY	270,247	291,937
SERIOUSLY EMOTIONALLY	262,684	234,613
SERIOUSLY EMOT PRIVATE	0	0
HEARING	90,562	86,503
OTHER HEALTH IMPAIRED	78,073	71,681
MULTIPLE DISABILITIES	213,210	161,497
MULTIPLE (SSI)	70,271	59,745
PHYSICALLY	0	0
LEARNING DISABLED	1,124,551	1,263,940
SPEECH / LANGUAGE	119,107	105,084
TRAINABLE MENTALLY	308,618	310,166
VISUALLY	57,809	53,650
PRESCHOOL MOD DEV DELAY	0	0
PRESCHOOL SEV DEV DELAY	0	0
SUBTOTAL	2,662,793	2,709,183
GIFTED PROGRAMS	1,868,183	1,860,346
BILINGUAL ED	19,342	18,085
REMEDIAL ED	0	0
VOCATIONAL & TECH ED	2,086,363	2,059,067
CAREER ED	0	0
- SUBTOTAL	3,983,888	3,937,498
TOTAL (INCL IN MAINT & OPER)	6,646,681	6,646,681

DUPLICATED COUNTS FOR GIFTED PROG			
KDG	0	9	1,318
1	0	10	1,409
2	0	11	1,592
3	0	12	1,006
4	0		
5	0	SUBTOTAL	5,325
6	0	KDG - 12	5,325
7	0	ACTUAL EXPENDITURES	
8	0	K - 8	0
	0	9 - 12	1,860,346
SUBTOTAL	0	TOTAL	1,860,346

MISCELLANEOUS DATA as of 6/30/93	
BONDS OUTSTANDING	67,395,000
LAND & IMPROVEMENTS	17,162,676
BUILDING & IMPROVEMENTS	91,202,264
FURNITURE, EQUIP, VEHICLES	18,799,331
CONSTRUCTION IN PROGRESS	6,487
TAX RATES ASSESSED VALUATION	
-- PRIMARY	2.4228 1,319,177,579
-- SECONDARY	7773 1,337,757,951
-- SRP	97,332,213

AVERAGE DAILY MEMBERSHIP	STATE AID ADM (RESIDENT)	ATTENDING ADM (RESIDENT)	ATTENDING ADM (NON RES)	TOTAL ATTENDING ADM
1990 - 1991				
ELEMENTARY	0 000	0 000	0 000	0 000
HIGH SCHOOL	8,131 778	8,117 589	0 000	8,117 589
-- TOTAL	8,131 778	8,117 589	0 000	8,117 589
1991 - 1992				
ELEMENTARY	0 000	0 000	0 000	0 000
HIGH SCHOOL	8,409 200	8,397 882	19 110	8,416 992
-- TOTAL	8,409 200	8,397 882	19 110	8,416 992
1992 - 1993				
ELEMENTARY	0 000	0 000	0 000	0 000
HIGH SCHOOL	8,832 865	8,824 867	40 945	8,865 812
-- TOTAL	8,832 865	8,824 867	40 945	8,865 812
ENROLLMENT				
1992 - 1993				
ORIGINAL ENTRIES				9,746
TRANSFER STUDENTS				205
TOTAL STUDENTS SERVED				9,951

STAFFING SUMMARY	NUMBER OF FTE'S	STUDENTS PER STAFF PERSON
CERTIFIED		
ADMINS	27	328.40
TEACHERS	423	21.00
OTHER	98	90.50
SUBTOTAL	548	16.20
CLASSIFIED		
MANAGERS	18	492.50
TEACH AIDS	19	227.30
OTHER	123	27.40
SUBTOTAL	280	23.30
TOTAL STAFF	78	9.60
TEACHER SALARIES	16,784,165	



FINANCIAL DATA FUND DESCRIPTION	JULY 1, 1992			EXPENDITURES		JUNE 30, 1993
	FUND BALANCE	REVENUES	TRANSFERS	BUDGET	ACTUAL	BALANCE
MAINTENANCE & OPER	47,244	2,882,875	0	2,909,259	2,870,874	59,245
CAPITAL OUTLAY	3,865	228,946	0	193,115	191,200	39,611
ADJACENT WAYS	7,435	831	0	7,807	0	8,266
DEBT SERVICE	712,453	396,450	0	745,350	748,613	360,290
SCHOOL PLANT	284	21	0	0	0	305
FEDERAL PROJECTS	35,549	271,477	(12,565)	388,000	255,900	38,561
STATE PROJECTS	3,138	2,408	0	12,000	2,354	3,192
FOOD SERVICES	88,360	257,875	0	280,000	252,861	93,674
AUXILIARY OPERATIONS	0	0	0	0	0	0
UNEMPLOYMENT INSUR	79,252	5,929	0	10,000	1,614	83,567
OTHER	44,389	190,552	0	280,000	188,501	46,440
TOTAL	1,021,969	4,235,364	(12,566)	4,825,631	4,611,617	733,161
NOT INCLUDED ABOVE						
BOND BUILDING	11,053	0	0	320,000	9,107	1,946
INTRGVMNTL AGRMNTS	0	0	0	0	0	0
INDIRECT COSTS	12,667	936	7,161	12,000	9,317	11,447

Fiscal Year 1992 - 1993 Annual Report for the Arizona Department of Education

DESCRIPTION OF REVENUES RECEIVED BY SOURCE	LOCAL	COUNTY	STATE	FEDERAL	TOTAL REVENUES
MAINTENANCE & OPERATION	646,940	272,599	1,930,749	0	2,850,288
CAPITAL OUTLAY	210,056	0	16,890	0	226,946
ADJACENT WAYS	772	0	59	0	831
DEBT SERVICE	396,450	0	0	0	396,450
OTHER: SEE DESCRIPTION PAGE 35	21	0	2,408	271,477	273,906
TOTAL BY SOURCE	1,264,239	272,599	1,950,106	271,477	3,748,421
PERCENTAGE OF TOTAL REVENUES	33.50	7.30	52.00	7.20	100.00

SPECIAL EDUCATION PROGRAM EXPENDITURES - DESCRIPTION	BUDGET	ACTUAL
EDUCABLE MENTALLY	24,363	51,850
SERIOUSLY EMOTIONALLY	2,060	4,293
SERIOUSLY EMOT - PRIVATE	3,886	0
HEARING	0	0
OTHER HEALTH IMPAIRED	0	0
MULTIPLE DISABILITIES	17,286	16,167
MULTIPLE (SSI)	0	0
PHYSICALLY	0	0
LEARNING DISABLED	138,897	135,946
SPEECH / LANGUAGE	37,487	38,204
TRAINABLE MENTALLY	29,456	7,699
VISUALLY	0	0
PRESCHOOL MOD DEV DELAY	0	0
PRESCHOOL SEV DEV DELAY	0	0
-SUBTOTAL	256,821	256,370
GIFTED PROGRAMS	34,983	27,846
BILINGUAL ED	403,705	403,326
REMEDIAL ED	0	0
VOCATIONAL & TECH ED	0	0
CAREER ED	0	0
- SUBTOTAL	438,688	431,172
TOTAL (INCL IN MAINT & OPER)	695,509	687,542

DUPLICATED COUNTS FOR GIFTED PROG			
KDG	0	9	0
1	0	10	0
2	2	11	0
3	1	12	0
4	4	SUBTOTAL	
5	6	KDG - 12	26
6	3	ACTUAL EXPENDITURES	
7	4	K - 8	27,846
8	6	9 - 12	0
SUBTOTAL	26	TOTAL	27,846

MISCELLANEOUS DATA as of 6/30/93		
BONDS OUTSTANDING	3,425,000	
LAND & IMPROVEMENTS	1,259,975	
BUILDING & IMPROVEMENTS	5,396,471	
FURNITURE, EQUIP, VEHICLES	1,421,804	
CONSTRUCTION IN PROGRESS	0	
TAX RATES	ASSESSED VALUATION	
-- PRIMARY	2.8701	22,349,265
-- SECONDARY	2.3524	23,921,230
-- S R P		1,061,078

AVERAGE DAILY MEMBERSHIP	STATE AID ADM (RESIDENT)	ATTENDING ADM (RESIDENT)	ATTENDING ADM (NON RES)	TOTAL ATTENDING ADM
1990 - 1991				
ELEMENTARY	840,070	836,190	0,000	836,190
HIGH SCHOOL	0,000	0,000	0,000	0,000
-- TOTAL	840,070	836,190	0,000	836,190
1991 - 1992				
ELEMENTARY	807,565	803,595	0,000	803,595
HIGH SCHOOL	0,000	0,000	0,000	0,000
-- TOTAL	807,565	803,595	0,000	803,595
1992 - 1993				
ELEMENTARY	800,865	799,145	0,000	799,145
HIGH SCHOOL	0,000	0,000	0,000	0,000
-- TOTAL	800,865	799,145	0,000	799,145
ENROLLMENT 1992 - 1993				
ORIGINAL ENTRIES				875
TRANSFER STUDENTS				117
TOTAL STUDENTS SERVED				992

STAFFING SUMMARY	NUMBER OF FTE'S	STUDENTS PER STAFF PERSON
CERTIFIED		
ADMINS	4	199.80
TEACHERS	45	17.80
OTHER	3	266.40
SUBTOTAL	52	15.40
CLASSIFIED		
MANAGERS	4	199.80
TEACH AIDS	8	99.90
OTHER	2	32.00
SUBTOTAL	14	21.60
TOTAL STAFF	66	9.00
TEACHER SALARIES		1,382,988



FINANCIAL DATA FUND DESCRIPTION	JULY 1, 1992			EXPENDITURES			JUNE 30, 1993
	FUND BALANCE	REVENUES	TRANSFERS	BUDGET	ACTUAL	BALANCE	
MAINTENANCE & OPER	157,554	10,173,891	(2,068)	10,484,279	10,468,109	(138,732)	
CAPITAL OUTLAY	49,683	534,647	0	570,000	538,937	45,393	
ADJACENT WAYS	184,923	13,837	0	100,000	0	188,780	
DEBT SERVICE	2,126,403	3,290,930	0	0	3,231,544	2,185,789	
SCHOOL PLANT	0	0	0	0	0	0	
FEDERAL PROJECTS	137,213	668,234	(17,529)	930,000	723,320	64,598	
STATE PROJECTS	3,766	59,785	(1,352)	115,000	55,150	7,029	
FOOD SERVICES	55,047	572,623	0	700,000	552,952	74,718	
AUXILIARY OPERATIONS	50,549	178,915	0	350,000	150,836	78,828	
UNEMPLOYMENT INSUR	70,314	5,109	0	70,000	8,261	67,162	
OTHER	63,783	210,143	0	283,000	188,728	85,178	
TOTAL	2,899,216	16,706,094	(20,949)	13,582,279	16,917,637	2,668,723	
NOT INCLUDED ABOVE							
BOND BUILDING	919,196	1,500,000	0	2,000,000	1,642,959	776,237	
INTRGMNTL AGRMNTS	0	31,792	0	50,000	31,762	0	
INDIRECT COSTS	2,018	111	16,609	35,000	18,610	128	

Fiscal Year 1992 - 1993 Annual Report for the Arizona Department of Education

DESCRIPTION OF REVENUES RECEIVED BY SOURCE	LOCAL	COUNTY	STATE	FEDERAL	TOTAL REVENUES
MAINTENANCE & OPERATION	3,560,083	638,101	5,930,996	44,711	10,173,891
CAPITAL OUTLAY	453,439	0	81,208	0	534,647
ADJACENT WAYS	13,837	0	0	0	13,837
DEBT SERVICE	3,290,930	0	0	0	3,290,930
OTHER: SEE DESCRIPTION PAGE 35	0	0	59,765	668,234	727,999
TOTAL BY SOURCE	7,318,289	638,101	6,071,969	712,945	14,741,304
PERCENTAGE OF TOTAL REVENUES	49.60	4.30	41.20	4.80	100.00

SPECIAL EDUCATION PROGRAM EXPENDITURES - DESCRIPTION	BUDGET	ACTUAL
EDUCABLE MENTALLY	21,920	47,542
SERIOUSLY EMOTIONALLY	0	0
SERIOUSLY EMOT - PRIVATE	95,292	58,455
HEARING	0	0
OTHER HEALTH IMPAIRED	10,157	17,474
MULTIPLE DISABILITIES	122,399	122,758
MULTIPLE (SSI)	0	0
PHYSICALLY	0	0
LEARNING DISABLED	391,734	422,736
SPEECH / LANGUAGE	0	0
TRAINABLE MENTALLY	208,533	245,482
VISUALLY	5,114	1,084
PRESCHOOL MOD DEV DELAY	0	0
PRESCHOOL SEV DEV DELAY	0	0
- SUBTOTAL	855,149	915,529
GIFTED PROGRAMS	295,072	309,042
BILINGUAL ED	278,312	198,454
REMEDIAL ED	0	0
VOCATIONAL & TECH ED	163,988	165,395
CAREER ED	0	0
- SUBTOTAL	687,372	672,891
TOTAL (INCL IN MAINT & OPER)	1,542,521	1,588,420

DUPLICATED COUNTS FOR GIFTED PROG			
KDG	0	9	3
1	0	10	9
2	0	11	34
3	0	12	68
4	0		
5	0	SUBTOTAL	114
6	0	KDG - 12	114
7	0	ACTUAL EXPENDITURES	
8	0	K - 8	0
SUBTOTAL	0	9 - 12	309,042
		TOTAL	309,042

MISCELLANEOUS DATA as of 6/30/93	
BONDS OUTSTANDING	25,945,000
LAND & IMPROVEMENTS	3,799,678
BUILDING & IMPROVEMENTS	26,669,280
FURNITURE, EQUIP, VEHICLES	6,158,375
CONSTRUCTION IN PROGRESS	56,737
TAX RATES	ASSESSED VALUATION
PRIMARY 2.5821	167,155,307
SECONDARY 1.3158	173,040,061
S R P	16,053,634

AVERAGE DAILY MEMBERSHIP	STATE AID ADM (RESIDENT)	ATTENDING ADM (RESIDENT)	ATTENDING ADM (NON RES)	TOTAL ATTENDING ADM	STAFFING SUMMARY	NUMBER OF FTE'S	STUDENTS PER STAFF PERSON
1990 - 1991					CERTIFIED		
ELEMENTARY	0 000	0 000	0 000	0 000	ADMINS	14	199.40
HIGH SCHOOL	2,408,460	2,406,530	3,900	2,410,430	TEACHERS	141	19.60
-- TOTAL	2,408,460	2,406,530	3,900	2,410,430	OTHER	19	146.90
1991 - 1992					SUBTOTAL	174	15.90
ELEMENTARY	0 000	0 000	0 000	0 000	CLASSIFIED		
HIGH SCHOOL	2,661,560	2,659,770	5,440	2,665,210	MANAGERS	8	143.90
-- TOTAL	2,661,560	2,659,770	5,440	2,665,210	TEACH AIDS	21	132.90
1992 - 1993					OTHER	109	25.60
ELEMENTARY	0 000	0 000	0 000	0 000	SUBTOTAL	138	20.20
HIGH SCHOOL	2,786,428	2,784,828	6,600	2,791,428	TOTAL STAFF	312	8.90
-- TOTAL	2,786,428	2,784,828	6,600	2,791,428	TEACHER SALARIES		4,641,081
ENROLLMENT	ORIGINAL ENTRIES			3,222			
1992 - 1993	TRANSFER STUDENTS			163			
	TOTAL STUDENTS SERVED			3,385			

FINANCIAL DATA FUND DESCRIPTION	JULY 1, 1992			EXPENDITURES		JUNE 30, 1993 BALANCE
	FUND BALANCE	REVENUES	TRANSFERS	BUDGET	ACTUAL	
MAINTENANCE & OPER	55,522	528,729	0	520,559	483,820	100,431
CAPITAL OUTLAY	14,713	65,734	0	71,250	56,723	23,724
ADJACENT WAYS	0	0	0	0	0	0
DEBT SERVICE	1,579	1,579	0	13,000	1,225	1,933
SCHOOL PLANT	0	0	0	0	0	0
FEDERAL PROJECTS	2,280	40,318	0	49,000	37,265	5,333
STATE PROJECTS	2,851	93,935	0	95,600	72,592	23,994
FOOD SERVICES	823	34,618	0	35,000	30,258	5,183
AUXILIARY OPERATIONS	0	0	0	0	0	0
UNEMPLOYMENT INSUR	0	0	0	0	0	0
OTHER	146	2,791	0	0	1,990	947
TOTAL	77,714	787,704	0	784,409	683,873	161,546
NOT INCLUDED ABOVE						
BOND BUILDING	0	0	0	0	0	0
INTRGVMNTL AGRMNTS	0	0	0	0	0	0
INDIRECT COSTS	0	0	0	0	0	0

Fiscal Year 1992 - 1993 Annual Report for the Arizona Department of Education

DESCRIPTION OF REVENUES RECEIVED BY SOURCE	LOCAL	COUNTY	STATE	FEDERAL	TOTAL REVENUES
MAINTENANCE & OPERATION	243,638	6,703	163,085	97,820	511,246
CAPITAL OUTLAY	63,555	0	2,179	0	65,734
ADJACENT WAYS	0	0	0	0	0
DEBT SERVICE	1,579	0	0	0	1,579
OTHER: SEE DESCRIPTION PAGE 35	0	0	93,935	40,318	134,253
TOTAL BY SOURCE	308,772	6,703	259,199	138,138	712,812
PERCENTAGE OF TOTAL REVENUES	43.30	0.90	36.40	19.40	100.00

SPECIAL EDUCATION PROGRAM EXPENDITURES - DESCRIPTION	BUDGET	ACTUAL
EDUCABLE MENTALLY	1,000	0
SERIOUSLY EMOTIONALLY	0	0
SERIOUSLY EMOT - PRIVATE	0	0
HEARING	0	0
OTHER HEALTH IMPAIRED	0	0
MULTIPLE DISABILITIES	0	0
MULTIPLE (SSI)	0	0
PHYSICALLY	0	0
LEARNING DISABLED	54,123	30,269
SPEECH / LANGUAGE	450	3,001
TRAINABLE MENTALLY	0	0
VISUALLY	0	0
PRESCHOOL MOD DEV DELAY	0	0
PRESCHOOL SEV DEV DELAY	0	0
- SUBTOTAL	56,573	33,270
GIFTED PROGRAMS	175	0
BILINGUAL ED	1,650	0
REMEDIAL ED	0	0
VOCATIONAL & TECH ED	0	0
CAREER ED	0	0
- SUBTOTAL	1,825	0
TOTAL (INCL IN MAINT & OPER)	57,398	33,270

DUPLICATED COUNTS FOR GIFTED PROG			
KDG	0	9	0
1	0	10	0
2	0	11	0
3	0	12	0
4	0	SUBTOTAL	0
5	0	KDG - 12	0
6	0	ACTUAL EXPENDITURES	0
7	0	K - 8	0
8	0	9 - 12	0
SUBTOTAL	0	TOTAL	0

MISCELLANEOUS DATA as of 6/30/93		
BONDS OUTSTANDING		0
LAND & IMPROVEMENTS		19,314
BUILDING & IMPROVEMENTS		304,078
FURNITURE, EQUIP, VEHICLES		181,329
CONSTRUCTION IN PROGRESS		0
TAX RATES	ASSESSED VALUATION	
-- PRIMARY	3.6777	5,551,720
-- SECONDARY	0.0000	6,164,520
-- S R P		833,446

AVERAGE DAILY MEMBERSHIP	STATE AID ADM (RESIDENT)	ATTENDING ADM (RESIDENT)	ATTENDING ADM (NON RES)	TOTAL ATTENDING ADM
1990 - 1991				
ELEMENTARY	77,126	80,340	0,000	80,340
HIGH SCHOOL	0,000	0,000	0,000	0,000
-- TOTAL	77,126	80,340	0,000	80,340
1991 - 1992				
ELEMENTARY	73,018	75,835	0,000	75,835
HIGH SCHOOL	0,000	0,000	0,000	0,000
-- TOTAL	73,018	75,835	0,000	75,835
1992 - 1993				
ELEMENTARY	67,093	69,025	0,000	69,025
HIGH SCHOOL	0,000	0,000	0,000	0,000
-- TOTAL	67,093	69,025	0,000	69,025
ENROLLMENT				
1992 - 1993				79
ORIGINAL ENTRIES				6
TRANSFER STUDENTS				85
TOTAL STUDENTS SERVED				

STAFFING SUMMARY	NUMBER OF FTE'S	STUDENTS PER STAFF PERSON
CERTIFIED ---		
ADMINS	0	0.00
TEACHERS	7	9.90
OTHER	0	0.00
SUBTOTAL	7	9.90
CLASSIFIED ---		
MANAGERS	4	17.30
TEACH AID'S	3	23.00
OTHER	4	17.30
SUBTOTAL	11	6.30
TOTAL STAFF	18	3.60
TEACHER SALARIES		144,400



FINANCIAL DATA FUND DESCRIPTION	JULY 1, 1992			EXPENDITURES		JUNE 30, 1993 BALANCE
	FUND BALANCE	REVENUES	TRANSFERS	BUDGET	ACTUAL	
MAINTENANCE & OPER	1,102,852	77,375,300	5,777	78,426,857	77,985,461	498,288
CAPITAL OUTLAY	1,957,519	4,764,534	0	6,928,987	5,155,984	1,566,069
ADJACENT WAYS	53,831	27,758	0	75,000	0	81,587
DEBT SERVICE	3,027,552	3,250,175	0	2,750,000	5,564,176	713,551
SCHOOL PLANT	755,071	283,273	0	900,949	569,518	468,826
FEDERAL PROJECTS	509,341	2,490,866	(44,434)	2,822,990	(2,483,688)	5,439,461
STATE PROJECTS	53,968	259,370	(335)	217,464	(246,052)	559,055
FOOD SERVICES	1,027,934	5,230,808	(254,000)	4,800,000	4,785,131	1,219,611
AUXILIARY OPERATIONS	0	0	0	0	0	0
UNEMPLOYMENT INSUR	537	43,598	0	50,000	19,617	24,198
OTHER	431,021	1,994,801	0	2,277,000	1,904,616	521,006
TOTAL	8,918,428	95,720,281	(292,992)	99,049,247	93,256,083	11,091,632
NOT INCLUDED ABOVE						
BOND BUILDING	0	15,005,800	0	15,000,000	6,286,100	8,719,700
INTRGVMTL AGRMNTS	6,273	17,400	0	8,000	11,804	11,869
INDIRECT COSTS	45,610	276,591	0	355,000	325,450	(3,249)

Fiscal Year 1992 - 1993 Annual Report for the Arizona Department of Education

DESCRIPTION OF REVENUES RECEIVED BY SOURCE	LOCAL	COUNTY	STATE	FEDERAL	TOTAL REVENUES
MAINTENANCE & OPERATION	21,339,087	5,849,705	50,186,508	0	77,375,300
CAPITAL OUTLAY	3,879,571	0	884,963	0	4,764,534
ADJACENT WAYS	19,432	0	8,324	0	27,756
DEBT SERVICE	3,249,069	0	1,106	0	3,250,175
OTHER: SEE DESCRIPTION PAGE 35	283,273	0	259,370	2,490,866	3,033,509
TOTAL BY SOURCE	28,770,432	5,849,705	51,340,271	2,490,866	88,451,274
PERCENTAGE OF TOTAL REVENUES	32.50	6.60	58.00	2.80	100.00

SPECIAL EDUCATION PROGRAM EXPENDITURES - DESCRIPTION	BUDGET	ACTUAL
EDUCABLE MENTALLY	597,074	741,285
SERIOUSLY EMOTIONALLY	1,147,420	1,295,084
SERIOUSLY EMOT - PRIVATE	0	0
HEARING	207,678	182,640
OTHER HEALTH IMPAIRED	77,735	47,895
MULTIPLE DISABILITIES	0	0
MULTIPLE (ISSI)	0	0
PHYSICALLY	0	0
LEARNING DISABLED	3,738,200	3,242,988
SPEECH / LANGUAGE	1,334,330	1,209,473
TRAINABLE MENTALLY	789,176	1,137,699
VISUALLY	259,597	302,913
PRESCHOOL MOD DEV DELAY	519,194	542,114
PRESCHOOL SEV DEV DELAY	0	0
- SUBTOTAL	8,997,496	9,092,714
GIFTED PROGRAMS	1,739,301	1,553,538
BILINGUAL ED	0	0
REMEDIATION ED	2,310,415	2,234,908
VOCATIONAL & TECH ED	0	0
CAREER ED	0	0
- SUBTOTAL	4,049,716	3,788,536
TOTAL (INCL IN MAINT & OPER)	13,047,212	12,881,250

DUPLICATED COUNTS FOR GIFTED PROG			
KDG	69	9	0
1	269	10	0
2	377	11	0
3	368	12	0
4	456		
5	567		
6	484		
7	378		
8	340		
SUBTOTAL	3,308	62	0
		KDG - 12	3,308
		ACTUAL EXPENDITURES	1,553,538
		K - 8	1,553,538
		9 - 12	0
		TOTAL	1,553,538

MISCELLANEOUS DATA as of 6/30/93	
BONDS OUTSTANDING	15,000,000
LAND & IMPROVEMENTS	8,418,329
BUILDING & IMPROVEMENTS	74,026,652
FURNITURE, EQUIP, VEHICLES	13,818,199
CONSTRUCTION IN PROGRESS	0
TAX RATES ASSESSED VALUATION	
-- PRIMARY	2.3638 876,206,798
-- SECONDARY	1.0645 883,327,201
-- S R P	9,547,432

AVERAGE DAILY MEMBERSHIP	STATE AID ADM (RESIDENT)	ATTENDING ADM (RESIDENT)	ATTENDING ADM (NON RES)	TOTAL ATTENDING ADM
1990 - 1991				
ELEMENTARY	21,280,590	21,260,720	55,890	21,316,610
HIGH SCHOOL	0,000	0,000	0,000	0,000
-- TOTAL	21,280,590	21,260,720	55,890	21,316,610
1991 - 1992				
ELEMENTARY	21,920,650	21,894,015	40,305	21,934,320
HIGH SCHOOL	0,000	0,000	0,000	0,000
-- TOTAL	21,920,650	21,894,015	40,305	21,934,320
1992 - 1993				
ELEMENTARY	22,340,730	22,318,725	42,860	22,361,585
HIGH SCHOOL	0,000	0,000	0,000	0,000
-- TOTAL	22,340,730	22,318,725	42,860	22,361,585
ENROLLMENT 1992 1993				27,811
				1,676
				29,487
	ORIGINAL ENTRIES			
	TRANSFER STUDENTS			
	TOTAL STUDENTS SERVED			

STAFFING SUMMARY	NUMBER OF TEACHERS	STUDENTS PER STAFF PERSON
CERTIFIED		
ADMINS	56	199.36
TEACHERS	1,239	17.30
OTHER	81	276.10
SUBTOTAL	1,476	157.73
CLASSIFIED		
MANAGERS	8	2,795.20
TEACH AIDS	176	114.10
OTHER	59	40.40
SUBTOTAL	257	29.50
TOTAL STAFF	1,733	102.20
TEACHER SALARIES	44,211,371	



FINANCIAL DATA FUND DESCRIPTION	JULY 1, 1992			EXPENDITURES		JUNE 30, 1993
	FUND BALANCE	REVENUES	TRANSFERS	BUDGET	ACTUAL	BALANCE
MAINTENANCE & OPER	(75,911)	4,486,659	(922)	4,436,666	4,394,173	15,653
CAPITAL OUTLAY	339,545	345,152	0	375,278	369,311	315,386
ADJACENT WAYS	0	0	0	0	0	0
DEBT SERVICE	264,700	233,713	0	227,900	446,700	51,713
SCHOOL PLANT	0	0	0	0	0	0
FEDERAL PROJECTS	21,366	186,237	0	227,860	186,980	20,623
STATE PROJECTS	3,811	72,755	0	80,044	69,177	7,389
FOOD SERVICES	33,241	215,998	0	212,613	194,627	54,612
AUXILIARY OPERATIONS	21,316	51,315	0	50,000	58,070	14,561
UNEMPLOYMENT INSUR	97,779	6,886	0	10,000	18,114	88,553
OTHER	18,398	10,187	0	10,311	9,829	18,756
TOTAL	724,246	6,606,904	(922)	6,630,672	6,744,981	687,246
NOT INCLUDED ABOVE						
BOND BUILDING	0	0	0	0	0	0
INTRGMNTL AGRMNTS	0	0	0	100	0	0
INDIRECT COSTS	0	0	0	0	0	0

Fiscal Year 1992 - 1993 Annual Report for the Arizona Department of Education

DESCRIPTION OF REVENUES RECEIVED BY SOURCE	LOCAL	COUNTY	STATE	FEDERAL	TOTAL REVENUES
MAINTENANCE & OPERATION	2,764,559	190,564	1,531,336	0	4,486,659
CAPITAL OUTLAY	294,034	0	51,118	0	345,152
ADJACENT WAYS	0	0	0	0	0
DEBT SERVICE	233,713	0	0	0	233,713
OTHER: SEE DESCRIPTION PAGE 35	0	0	72,755	186,237	259,992
TOTAL BY SOURCE	3,292,306	190,564	1,655,409	186,237	5,324,516
PERCENTAGE OF TOTAL REVENUES	61.80	3.60	31.10	3.50	100.00

SPECIAL EDUCATION PROGRAM EXPENDITURES - DESCRIPTION	BUDGET	ACTUAL
EDUCABLE MENTALLY	13,288	33,646
SERIOUSLY EMOTIONALLY	19,686	20,188
SERIOUSLY EMOT - PRIVATE	0	0
HEARING	12,303	2,243
OTHER HEALTH IMPAIRED	1,476	0
MULTIPLE DISABILITIES	44,292	11,215
MULTIPLE (SSI)	59,057	13,359
PHYSICALLY	0	0
LEARNING DISABLED	106,302	199,635
SPEECH / LANGUAGE	69,391	39,225
TRAINABLE MENTALLY	44,292	16,829
VISUALLY	7,382	0
PRESCHOOL MOD DEV DELAY	0	0
PRESCHOOL SEV DEV DELAY	14,765	6,729
- SUBTOTAL	406,998	366,428
GIFTED PROGRAMS	42,820	42,010
BILINGUAL ED	6,424	9,197
REMEDIAL ED	0	0
VOCATIONAL & TECH ED	131,250	183,025
CAREER ED	0	0
- SUBTOTAL	180,494	234,232
TOTAL (INCL IN MAINT & OPER)	687,492	690,660

DUPLICATED COUNTS FOR GIFTED PROG			
KDG	0	9	11
1	0	10	12
2	0	11	13
3	1	12	16
4	9		52
5	14		121
6	13		
7	14		39,584
8	18		2,426
SUBTOTAL	69	TOTAL	42,010

MISCELLANEOUS DATA as of 6/30/93		
BONDS OUTSTANDING		215,000
LAND & IMPROVEMENTS		389,734
BUILDING & IMPROVEMENTS		4,333,799
FURNITURE, EQUIP, VEHICLES		2,123,198
CONSTRUCTION IN PROGRESS		0
	TAX RATES	ASSESSED VALUATION
-- PRIMARY	4.8587	41,083,970
-- SECONDARY	1.1371	43,769,617
-- S R P		343,014

AVERAGE DAILY MEMBERSHIP	STATE AID ADM (RESIDENT)	ATTENDING ADM (RESIDENT)	ATTENDING ADM (NON RES)	TOTAL ATTENDING ADM
1990 - 1991				
ELEMENTARY	594,880	594,880	178,040	722,920
HIGH SCHOOL	246,040	245,040	139,280	384,320
-- TOTAL	840,920	839,920	267,320	1,107,240
1991 - 1992				
ELEMENTARY	598,045	598,045	113,820	711,865
HIGH SCHOOL	233,715	232,315	127,770	360,085
-- TOTAL	831,760	830,360	241,590	1,071,960
1992 - 1993				
ELEMENTARY	647,205	647,205	141,620	788,825
HIGH SCHOOL	247,060	246,820	118,081	364,901
-- TOTAL	894,265	894,025	259,701	1,153,726
ENROLLMENT 1992 - 1993				1,324
ORIGINAL ENTRIES				87
TRANSFER STUDENTS				1,411
TOTAL STUDENTS SERVED				

STAFFING SUMMARY	NUMBER OF FTE'S	STUDENTS PER STAFF PERSON
CERTIFIED		
ADMINS	7	164.80
TEACHERS	65	17.70
OTHER	6	19.70
SUBTOTAL	78	14.60
CLASSIFIED		
MANAGERS	4	288.40
TEACH AIDS	7	164.80
OTHER	28	41.20
SUBTOTAL	39	29.60
TOTAL STAFF	117	9.90
TEACHER SALARIES		2,067,343

FINANCIAL DATA FUND DESCRIPTION	JULY 1, 1992			EXPENDITURES			JUNE 30, 1993
	FUND BALANCE	REVENUES	TRANSFERS	BUDGET	ACTUAL	BALANCE	
MAINTENANCE & OPER	(457,350)	2,865,928	0	1,714,313	1,598,978	809,600	
CAPITAL OUTLAY	812,616	48,461	(47,547)	410,285	347,221	466,309	
ADJACENT WAYS	0	0	0	0	0	0	
DEBT SERVICE	0	0	0	0	0	0	
SCHOOL PLANT	0	0	0	0	0	0	
FEDERAL PROJECTS	39,901	84,958	0	165,500	35,781	89,076	
STATE PROJECTS	0	1,097	0	16,000	0	1,097	
FOOD SERVICES	(1,685)	51,430	0	100,000	40,448	9,297	
AUXILIARY OPERATIONS	0	0	0	0	0	0	
UNEMPLOYMENT INSUR	0	5,245	0	5,000	175	5,070	
OTHER	36,845	57,512	0	42,500	21,158	73,199	
TOTAL	430,327	3,114,629	(47,547)	2,463,598	2,043,761	1,463,648	
NOT INCLUDED ABOVE							
BOND BUILDING	0	0	0	0	0	0	
INTRGVMTL AGRMNTS	0	0	0	0	0	0	
INDIRECT COSTS	2,635	198	0	4,000	0	2,833	

Fiscal Year 1992 - 1993 Annual Report for the Arizona Department of Education

DESCRIPTION OF REVENUES RECEIVED BY SOURCE	LOCAL	COUNTY	STATE	FEDERAL	TOTAL REVENUES
MAINTENANCE & OPERATION	(20,337)	181,746	1,343,927	1,360,592	2,865,928
CAPITAL OUTLAY	48,461	0	0	0	48,461
ADJACENT WAYS	0	0	0	0	0
DEBT SERVICE	0	0	0	0	0
OTHER: SEE DESCRIPTION PAGE 35	0	0	1,097	84,956	86,053
TOTAL BY SOURCE	28,124	181,746	1,345,024	1,445,548	3,000,442
PERCENTAGE OF TOTAL REVENUES	0.90	6.10	44.80	48.20	100.00

SPECIAL EDUCATION PROGRAM EXPENDITURES - DESCRIPTION	BUDGET	ACTUAL
EDUCABLE MENTALLY	10,000	5,000
SERIOUSLY EMOTIONALLY	20,000	10,000
SERIOUSLY EMOT - PRIVATE	0	0
HEARING	4,000	1,000
OTHER HEALTH IMPAIRED	0	0
MULTIPLE DISABILITIES	40,000	30,000
MULTIPLE (SSI)	0	0
PHYSICALLY	0	0
LEARNING DISABLED	132,346	110,047
SPEECH / LANGUAGE	40,000	30,000
TRAINABLE MENTALLY	35,000	30,000
VISUALLY	0	0
PRESCHOOL MOD DEV DELAY	15,000	10,000
PRESCHOOL SEV DEV DELAY	20,000	15,000
-SUBTOTAL	316,346	241,047
GIFTED PROGRAMS	24,000	20,000
BILINGUAL ED	0	0
REMEDIAL ED	0	0
VOCATIONAL & CH ED	0	0
CAREER ED	0	0
- SUBTOTAL	24,000	20,000
TOTAL (INCL IN MAINT & OPER)	340,346	261,047

DUPLICATED COUNTS FOR GIFTED PROG			
KDG	0	9	0
1	0	10	0
2	0	11	0
3	0	12	0
4	0	SUBTOTAL	0
5	0	KDG - 12	0
6	0	ACTUAL EXPENDITURE	0
7	0	K - 8	0
8	0	9 - 12	0
SUBTOTAL	0	TOTAL	0

MISCELLANEOUS DATA as of 6/30/93		
BONDS OUTSTANDING	0	
LAND & IMPROVEMENTS	12,136	
BUILDING & IMPROVEMENTS	150,787	
FURNITURE, EQUIP, VEHICLES	31,519	
CONSTRUCTION IN PROGRESS	0	
TAX RATES	ASSESSED VALUATION	
- PRIMAR -	0.0000	0
- SECONDARY	0.0000	0
- SRP		0

AVERAGE DAILY MEMBERSHIP	STATE AID ADM (RESIDENT)	ATTENDING ADM (RESIDENT)	ATTENDING ADM (NON RES)	TOTAL ATTENDING ADM
1990 - 1991				
ELEMENTARY	404,200	404,200	0,000	404,200
HIGH SCHOOL	14,080	14,080	0,000	14,080
-- TOTAL	418,280	418,280	0,000	418,280
1991 - 1992				
ELEMENTARY	407,510	407,510	6,650	414,160
HIGH SCHOOL	17,580	11,200	0,000	11,200
-- TOTAL	420,090	418,710	6,650	426,360
1992 - 1993				
ELEMENTARY	242,790	242,790	4,310	247,100
HIGH SCHOOL	2,440	0,000	0,000	0,000
-- TOTAL	245,230	242,790	4,310	247,100
ENROLLMENT 1992 - 1993				325
ORIGINAL ENTRIES				1
TRANSFER STUDENTS				326
TOTAL STUDENTS SERVED				326

STAFFING SUMMARY	NUMBER OF FTE'S	STUDENTS PER STAFF PERSON
CERTIFIED		
ADMINS	2	123.60
TEACHERS	23	10.70
OTHER	1	247.10
SUBTOTAL	26	9.50
CLASSIFIED		
MANAGERS	0	0.00
TEACH AIDS	5	49.40
OTHER	16	15.40
SUBTOTAL	21	11.80
TOTAL STAFF	47	5.30
TEACHER SALARIES		639,472



FINANCIAL DATA FUND DESCRIPTION	JULY 1, 1992			EXPENDITURES		JUNE 30, 1993 BALANCE
	FUND BALANCE	REVENUES	TRANSFERS	BUDGET	ACTUAL	
MAINTENANCE & OPER	(224,876)	5,230,432	119	4,200,820	4,122,240	883,835
CAPITAL OUTLAY	84,485	381,529	0	295,641	294,455	171,559
ADJACENT WAYS	550	11,557	0	10,000	9,906	2,201
DEBT SERVICE	(7,292)	1,050,632	0	930,000	934,001	109,339
SCHOOL PLANT	1,723,404	1,003,677	0	129,278	128,447	2,598,634
FEDERAL PROJECTS	105,534	870,665	(7,816)	915,513	876,59	91,824
STATE PROJECTS	33,793	349,907	0	371,124	360,386	23,104
FOOD SERVICES	99,659	359,610	(60,000)	400,000	301,133	98,136
AUXILIARY OPERATIONS	0	0	0	0	0	0
UNEMPLOYMENT INSUR	14,627	968	0	10,000	5,608	9,986
OTHER	35,696	22,835	0	49,200	18,918	39,613
TOTAL	1,866,770	9,281,812	(67,697)	7,311,378	7,061,864	4,028,031
NOT INCLUDED ABOVE						
BOND BUILDING	0	0	0	0	0	0
INTRGVMNTL AGRMNTS	114	204	(119)	200	194	5
INDIRECT COSTS	16,310	2,288	30,783	25,000	24,721	24,658

Fiscal Year 1992 - 1993 Annual Report for the Arizona Department of Education

DESCRIPTION OF REVENUES RECEIVED BY SOURCE	LOCAL	COUNTY	STATE	FEDERAL	TOTAL REVENUES
MAINTENANCE & OPERATION	5,230,077	0	355	0	5,230,432
CAPITAL OUTLAY	381,502	0	27	0	381,529
ADJACENT WAYS	11,556	0	1	0	11,557
DEBT SERVICE	1,050,632	0	0	0	1,050,632
OTHER: SEE DESCRIPTION PAGE 35	1,003,677	0	349,907	870,665	2,224,249
TOTAL BY SOURCE	7,677,444	0	360,290	870,665	8,898,399
PERCENTAGE OF TOTAL REVENUES	86.30	0.00	3.90	9.80	100.00

SPECIAL EDUCATION PROGRAM EXPENDITURES DESCRIPTION	BUDGET	ACTUAL
EDUCABLE MENTALLY	70,105	68,668
SERIOUSLY EMOTIONALLY	8,766	8,586
SERIOUSLY EMOT - PRIVATE	0	0
HEARING	0	0
OTHER HEALTH IMPAIRED	0	0
MULTIPLE DISABILITIES	4,376	4,286
MULTIPLE (SSI)	0	0
PHYSICALLY	0	0
LEARNING DISABLED	154,828	151,654
SPEECH / LANGUAGE	52,599	51,521
TRAINABLE MENTALLY	55,326	54,192
VISUALLY	11,320	11,088
PRESCHOOL MOD DEV DELAY	0	0
PRESCHOOL SEV DEV DELAY	0	0
- SUBTOTAL	367,320	348,956
GIFTED PROGRAMS	22,003	21,552
BILINGUAL ED	0	0
REMEDIATION	0	0
VOCATIONAL & TECH ED	0	0
CAREER ED	0	0
- SUBTOTAL	22,003	21,552
TOTAL (INCL IN MAINT & OPER)	379,323	371,647

DUPLICATED COUNTS FOR GIFTED PROG			
KDG	0	9	0
1	3	10	0
2	5	11	0
3	1	12	0
4	4	SUBTOTAL	0
5	5	KDG - 12	35
6	8	ACTUAL EXPENDITURES	
7	5	K - 8	21,552
8	4	9 - 12	0
SUBTOTAL	35	TOTAL	21,552

MISCELLANEOUS DATA as of 6/30/93	
BONDS OUTSTANDING	3,510,000
LAND & IMPROVEMENTS	2,343,711
BUILDING & IMPROVEMENTS	7,998,500
FURNITURE, EQUIP, VEHICLES	987,450
CONSTRUCTION IN PROGRESS	0
TAX RATES	ASSESSED VALUATION
-- PRIMARY 3.1902	140,253,181
-- SECONDARY 86.70	141,310,304
-- S R P	2,294,973

AVERAGE DAILY MEMBERSHIP	STATE AID ADM (RESIDENT)	ATTENDING ADM (RESIDENT)	ATTENDING ADM (NON RES)	TOTAL ATTENDING ADM
1990 - 1991				
ELEMENTARY	786,918	790,125	0,000	790,125
HIGH SCHOOL	0,000	0,000	0,000	0,000
-- TOTAL	786,918	790,125	0,000	790,125
1991 - 1992				
ELEMENTARY	807,402	808,960	0,000	808,960
HIGH SCHOOL	0,000	0,000	0,000	0,000
-- TOTAL	807,402	808,960	0,000	808,960
1992 - 1993				
ELEMENTARY	833,006	839,790	0,000	839,790
HIGH SCHOOL	0,000	0,000	0,000	0,000
-- TOTAL	833,006	839,790	0,000	839,790
ENROLLMENT 1992 - 1993				
ORIGINAL ENTRIES				979
TRANSFER STUDENTS				272
TOTAL STUDENTS SERVED				1,251

STAFFING SUMMARY	NUMBER OF FTE'S	STUDENTS PER STAFF PERSON
CERTIFIED ---		
ADMINS	1	279.90
TEACHERS	61	13.80
OTHER	5	168.00
SUBTOTAL	67	12.77
CLASSIFIED ---		
MANAGERS	4	209.90
TEACH AIDS	11	27.10
OTHER	11	27.10
SUBTOTAL	26	12.70
TOTAL STAFF	93	6.20
TEACHER SALARIES		2,099,726



FINANCIAL DATA FUND DESCRIPTION	JULY 1, 1992			EXPENDITURES			JUNE 30, 1993
	FUND BALANCE	REVENUES	TRANSFERS	BUDGET	ACTUAL	BALANCE	
MAINTENANCE & OPER	27,498,444	1,356,119,843	(1,087,080)	1,368,804,685	1,353,693,767	28,837,440	
CAPITAL OUTLAY	14,416,093	95,528,292	(215,257)	111,708,329	101,352,788	8,376,340	
ADJACENT WAYS	8,695,934	3,620,801	0	9,813,517	4,862,634	7,454,101	
DEBT SERVICE	129,346,751	240,690,393	17,110,157	211,143,250	251,291,226	135,856,075	
SCHOOL PLANT	24,304,825	5,477,293	(5,910)	8,948,810	5,839,141	23,937,067	
FEDERAL PROJECTS	11,222,065	61,870,073	(1,084,264)	80,694,361	56,577,379	15,430,495	
STATE PROJECTS	1,806,026	9,780,904	(97,403)	12,774,892	9,280,482	2,209,045	
FOOD SERVICES	13,516,773	73,923,228	(1,053,848)	72,834,722	71,586,614	14,799,537	
AUXILIARY OPERATIONS	3,622,447	6,784,571	0	8,079,400	6,589,459	3,817,559	
UNEMPLOYMENT INSUR	7,079,614	901,382	(10,000)	2,264,776	503,016	7,467,980	
OTHER	35,861,377	51,040,338	(577,751)	40,868,705	39,039,263	47,284,701	
TOTAL	277,370,349	1,906,737,116	12,978,644	1,927,933,447	1,900,616,769	296,470,340	
NOT INCLUDED ABOVE							
BOND BUILDING	268,772,691	341,958,968	(595,496)	350,504,322	283,365,343	326,770,820	
INTRGVMNTL AGRMNTS	364,484	1,298,058	(911)	1,991,920	1,331,293	325,338	
INDIRECT COSTS	2,891,572	943,126	1,966,806	3,448,896	2,536,364	3,265,140	

Fiscal Year 1992 - 1993 Annual Report for the Arizona Department of Education

DESCRIPTION OF REVENUES RECEIVED BY SOURCE	LOCAL	COUNTY	STATE	FEDERAL	TOTAL REVENUES
MAINTENANCE & OPERATION	554,983,455	84,558,160	707,503,513	1,819,756	1,348,864,884
CAPITAL OUTLAY	84,236,715	19,520	11,064,560	207,497	95,528,292
ADJACENT WAYS	3,137,898	0	463,897	0	3,601,795
DEBT SERVICE	240,621,892	0	61,501	0	240,690,393
OTHER: SEE DESCRIPTION PAGE 35	5,477,293	0	9,780,904	61,870,073	77,128,270
TOTAL BY SOURCE	888,464,253	84,577,680	728,874,376	63,897,326	1,766,813,634
PERCENTAGE OF TOTAL REVENUES	50.30	4.80	41.30	3.60	100.00

SPECIAL EDUCATION PROGRAM EXPENDITURES - DESCRIPTION	BUDGET	ACTUAL
EDUCABLE MENTALLY	11,595,350	11,135,858
SERIOUSLY EMOTIONALLY	10,467,560	10,229,732
SERIOUSLY EMOT - PRIVATE	1,925,005	2,060,271
HEARING	3,600,205	3,608,767
OTHER HEALTH IMPAIRED	806,953	1,628,593
MULTIPLE DISABILITIES	6,392,737	6,665,279
MULTIPLE (SSI)	3,001,811	2,719,225
PHYSICALLY	0	0
LEARNING DISABLED	62,637,668	62,297,607
SPEECH / LANGUAGE	16,199,186	15,894,971
TRAINABLE MENTALLY	10,722,523	10,561,242
VISUALLY	2,519,926	2,701,587
PRESCHOOL MOD DEV DELAY	2,307,007	2,561,026
PRESCHOOL SEV DEV DELAY	813,183	1,080,699
-SUBTOTAL	137,196,824	137,120,661
GIFTED PROGRAMS	13,594,812	13,292,092
BILINGUAL ED	14,478,614	13,914,155
REMEDIAL ED	3,202,827	3,019,780
VOCATIONAL & TECH ED	25,705,022	25,104,332
CAREER ED	41,051	21,540
-SUBTOTAL	57,022,326	56,361,899
TOTAL (INCL IN MAINT & OPER)	194,218,150	192,472,560

DUPLICATED COUNTS FOR GIFTED PROG			
KDG	166	9	3,353
1	657	10	8,834
2	1,201	11	5,314
3	3,546	12	3,372
4	4,089	SUBTOTAL	15,873
5	4,579	KDG - 12	40,796
6	4,421	ACTUAL EXPENDITURES	
7	3,378	K-8	8,378,028
8	2,886	9-12	4,858,064
SUBTOTAL	24,923	TOTAL	13,736,092

MISCELLANEOUS DATA as of 6/30/93	
BONDS OUTSTANDING	1,564,018,211
LAND & IMPROVEMENTS	309,820,802
BUILDING & IMPROVEMENTS	2,174,867,398
FURNITURE, EQUIP, VEHICLES	433,785,859
CONSTRUCTION IN PROGRESS	145,910,989
TAX RATES	
PRIMARY	0.0000
SECONDARY	0.0000
S.R.P.	620,843,461
ASSESSED VALUATION	
PRIMARY	13,148,453,650
SECONDARY	0
S.R.P.	620,843,461

AVERAGE DAILY MEMBERSHIP	STATE AID ADM (RESIDENT)	ATTENDING ADM (RESIDENT)	ATTENDING ADM (NON RES)	TOTAL ATTENDING ADM
1990 - 1991				
ELEMENTARY	251,197,280	250,940,045	591,845	251,531,890
HIGH SCHOOL	87,628,975	87,448,923	1,165,708	88,614,631
-- TOTAL	338,826,255	338,388,968	1,757,553	340,146,521
1991 - 1992				
ELEMENTARY	260,446,097	260,221,550	566,260	260,787,810
HIGH SCHOOL	90,832,491	89,812,626	1,880,889	91,693,515
-- TOTAL	361,278,588	360,034,176	2,447,149	362,481,326
1992 - 1993				
ELEMENTARY	270,479,821	270,241,280	582,750	270,824,010
HIGH SCHOOL	93,801,181	92,738,840	1,837,727	94,576,567
-- TOTAL	364,281,002	362,980,100	2,420,477	365,400,577
ENROLLMENT 1992 - 1993				
ORIGINAL ENTRIES				412,950
TRANSFER STUDENTS				27,367
TOTAL STUDENTS SERVED				440,317

STAFFING SUMMARY	NUMBER OF FTE'S	STUDENTS PER STAFF MEMBER
CERTIFIED		
ADMINS	1,066	347.80
TEACHERS	19,610	18.60
OTHER	1,564	233.60
SUBTOTAL	22,240	16.40
CLASSIFIED		
MANAGERS	691	528.80
TEACH AIDS	2,873	127.20
OTHER	10,603	34.50
SUBTOTAL	14,167	25.80
TOTAL STAFF	36,407	10.00
TEACHER SALARIES		648,658,894

FINANCIAL DATA FUND DESCRIPTION	JULY 1, 1992			EXPENDITURES		JUNE 30, 1993 BALANCE
	FUND BALANCE	REVENUES	TRANSFERS	BUDGET	ACTUAL	
MAINTENANCE & OPER	241,898	7,508,942	0	7,368,200	7,167,622	583,218
CAPITAL OUTLAY	1,682,572	870,827	0	572,817	547,769	2,005,830
ADJACENT WAYS	96,608	28,392	0	125,000	1,432	123,568
DEBT SERVICE	149,723	755,063	0	806,875	806,724	98,062
SCHOOL PLANT	0	0	0	0	0	0
FEDERAL PROJECTS	41,848	277,738	0	312,132	277,852	41,934
STATE PROJECTS	444	6,547	0	9,032	4,842	2,149
FOOD SERVICES	112,324	392,282	0	340,000	351,890	152,716
AUXILIARY OPERATIONS	0	0	0	0	0	0
UNEMPLOYMENT INSUR	34,223	42,814	0	35,000	17,287	59,750
OTHER	19,789	5,863	0	26,000	2,324	23,328
TOTAL	2,378,429	9,888,468	0	9,596,056	9,177,642	3,090,366
NOT INCLUDED ABOVE						
BOND BUILDING	52,185	0	0	52,185	540	51,645
INTRGVMTL AGRMNTS	0	0	0	0	0	0
INDIRECT COSTS	0	0	0	0	0	0

Fiscal Year 1992 - 1993 Annual Report for the Arizona Department of Education

DESCRIPTION OF REVENUES RECEIVED BY SOURCE	LOCAL	COUNTY	STATE	FEDERAL	TOTAL REVENUES
MAINTENANCE & OPERATION	3,309,264	508,411	3,680,678	(117,950)	7,380,403
CAPITAL OUTLAY	387,610	54,383	428,834	0	870,827
ADJACENT WAYS	28,392	0	0	0	28,392
DEBT SERVICE	755,063	0	0	0	755,063
OTHER: SEE DESCRIPTION PAGE 35	0	0	6,547	277,738	284,285
TOTAL BY SOURCE	4,480,329	562,794	4,116,059	159,788	9,318,970
PERCENTAGE OF TOTAL REVENUES	48.10	6.00	44.20	1.70	100.00

SPECIAL EDUCATION PROGRAM EXPENDITURES - DESCRIPTION	BUDGET	ACTUAL
EDUCABLE MENTALLY	47,000	4,924
SERIOUSLY EMOTIONALLY	112,350	114,884
SERIOUSLY EMOT - PRIVATE	0	0
HEARING	6,700	13,130
OTHER HEALTH IMPAIRED	2,500	0
MULTIPLE DISABILITIES	12,800	10,180
MULTIPLE (SSI)	11,000	16,900
PHYSICALLY	0	0
LEARNING DISABLED	536,543	553,903
SPEECH LANGUAGE	68,000	82,880
TRAINABLE MENTALLY	12,000	19,694
VISUALLY	6,500	0
PRESCHOOL MOD DEV DELAY	12,000	0
PRESCHOOL SEV DEV DELAY	0	0
- SUBTOTAL	850,693	820,598
GIFTED PROGRAMS	46,465	46,966
BILINGUAL ED	0	0
REMEDIATION ED	0	0
VOCATIONAL & TECH ED	0	0
CAREER ED	9,575	9,488
- SUBTOTAL	56,040	56,454
TOTAL (INCL IN MAINT & OPER)	906,733	877,052

DUPLICATED COUNTS FOR GIFTED PROG			
KDG	0	9	0
1	0	10	0
2	0	11	0
3	15	12	0
4	8		0
5	16		84
6	13		
7	16		46,966
8	16		0
SUBTOTAL	84	TOTAL	46,966

MISCELLANEOUS DATA as of 6/30/93		
BONDS OUTSTANDING	4,375,000	
LAND & IMPROVEMENTS	435,743	
BUILDING & IMPROVEMENTS	11,531,344	
FURNITURE, EQUIP, VEHICLES	2,425,541	
CONSTRUCTION IN PROGRESS	0	
TAX RATES	ASSESSED VALUATION	
-- PRIMARY	2.5626	164,962,685
-- SECONDARY	4.166	177,649,838
-- STATE		0

AVERAGE DAILY MEMBERSHIP	STATE AID ADM (RESIDENT)	ATTENDING ADM (RESIDENT)	ATTENDING ADM (NON RES)	TOTAL ATTENDING ADM
1990 - 1991				
ELEMENTARY	2,185,180	2,184,380	0,000	2,184,380
HIGH SCHOOL	0,000	0,000	0,000	0,000
-- TOTAL	2,185,180	2,184,380	0,000	2,184,380
1991 - 1992				
ELEMENTARY	2,296,850	2,296,650	0,000	2,296,650
HIGH SCHOOL	0,000	0,000	0,000	0,000
-- TOTAL	2,296,850	2,296,650	0,000	2,296,650
1992 - 1993				
ELEMENTARY	2,513,045	2,513,045	0,000	2,513,045
HIGH SCHOOL	0,000	0,000	0,000	0,000
-- TOTAL	2,513,045	2,513,045	0,000	2,513,045
ENROLLMENT				
1992 - 1993				
ORIGINAL ENTRIES				3,187
TRANSFER STUDENTS				147
TOTAL STUDENTS SERVED				3,329

STAFFING SUMMARY	NUMBER OF FTE'S	STUDENTS PER STAFF PERSON
CERTIFIED ---		
ADMINS	10	251.00
TEACHERS	128	19.60
OTHER	8	314.10
SUBTOTAL	146	177.00
CLASSIFIED ---		
MANAGERS	6	418.80
TEACH AIDS	25	100.50
OTHER	61	39.90
SUBTOTAL	94	26.70
TOTAL STAFF	240	10.50
TEACHER SALARIES		3,674,928



FINANCIAL DATA FUND DESCRIPTION	JULY 1, 1992			EXPENDITURES		JUNE 30, 1993 BALANCE
	FUND BALANCE	REVENUES	TRANSFERS	BUDGET	ACTUAL	
MAINTENANCE & OPER	104,006	578,331	0	724,703	713,223	(32,886)
CAPITAL OUTLAY	83,019	49,858	(604)	108,447	77,457	34,816
ADJACENT WAYS	0	0	0	0	0	0
DEBT SERVICE	0	38	0	0	0	38
SCHOOL PLANT	0	222	0	0	222	0
FEDERAL PROJECTS	1,444	45,809	(398)	41,941	41,590	5,067
STATE PROJECTS	2,808	1,000	0	8,646	3,212	396
FOOD SERVICES	9,382	68,532	0	36,000	60,110	17,804
AUXILIARY OPERATIONS	0	0	0	0	0	0
UNEMPLOYMENT INSUR	10,772	647	3,027	11,000	815	13,831
OTHER	3,391	0	0	100	1,412	1,979
TOTAL	194,622	742,237	2,027	930,837	898,041	40,848
NOT INCLUDED ABOVE						
BOND BUILDING	0	0	0	0	0	0
INTRGVMTL AGRMNTS	0	0	0	0	0	0
INDIRECT COSTS	0	0	0	0	0	0

Fiscal Year 1992 - 1993 Annual Report for the Arizona Department of Education

DESCRIPTION OF REVENUES RECEIVED BY SOURCE	LOCAL	COUNTY	STATE	FEDERAL	TOTAL REVENUES
MAINTENANCE & OPERATION	274,551	35,816	268,149	(59,260)	517,056
CAPITAL OUTLAY	23,619	3,096	23,143	0	49,858
ADJACENT WAYS	0	0	0	0	0
DEBT SERVICE	38	0	0	0	38
OTHER: SEE DESCRIPTION PAGE 35	222	0	1,000	45,609	46,831
TOTAL BY SOURCE	298,430	38,712	290,292	(13,651)	613,783
PERCENTAGE OF TOTAL REVENUES	48.60	6.30	47.30	2.20	100.00

SPECIAL EDUCATION PROGRAM EXPENDITURES - DESCRIPTION	BUDGET	ACTUAL
EDUCABLE MENTALLY	1,752	1,962
SERIOUSLY EMOTIONALLY	0	0
SERIOUSLY EMOT - PRIVATE	0	0
HEARING	0	0
OTHER HEALTH IMPAIRED	0	0
MULTIPLE DISABILITIES	1,752	1,962
MULTIPLE (SSI)	0	0
PHYSICALLY	0	0
LEARNING DISABLED	19,801	19,809
SPEECH / LANGUAGE	15,489	15,698
TRAINABLE MENTALLY	1,752	1,962
VISUALLY	0	0
PRESCHOOL MOD DEV DELAY	0	0
PRESCHOOL SEV DEV DELAY	0	0
-SUBTOTAL	42,098	43,355
GIFTED PROGRAMS	1,000	0
BILINGUAL ED	0	0
REMEDIAL ED	0	0
VOCATIONAL & TECH ED	0	0
CAREER ED	0	0
- SUBTOTAL	1,000	0
TOTAL (INCL IN MAINT & OPER)	43,098	43,355

DUPLICATED COUNTS FOR GIFTED PROG		
KDG	0	0
1	0	10
2	2	11
3	2	12
4	3	SUBTOTAL
5	7	KDG - 12
6	2	ACTUAL EXPENDITURES
7	8	K - 8
8	9	9 - 12
SUBTOTAL	33	TOTAL
		604

MISCELLANEOUS DATA as of 6/30/93		
BONDS OUTSTANDING	0	
LAND & IMPROVEMENTS	0	
BUILDING & IMPROVEMENTS	0	
FURNITURE, EQUIP, VEHICLES	0	
CONSTRUCTION IN PROGRESS	0	
TAX RATES	ASSESSED VALUATION	
-- PRIMARY	1.3852	19,763,813
-- SECONDARY	0.0000	22,287,699
-- S R P		0

AVERAGE DAILY MEMBERSHIP	STATE AID ADM (RESIDENT)	ATTENDING ADM (RE-IDENT)	ATTENDING ADM (NON RES)	TOTAL ATTENDING ADM
1990 - 1991				
ELEMENTARY	155,073	158,450	0,000	158,450
HIGH SCHOOL	0,000	0,000	0,000	0,000
-- TOTAL	155,073	158,450	0,000	158,450
1991 - 1992				
ELEMENTARY	159,747	162,805	0,000	162,805
HIGH SCHOOL	0,000	0,000	0,000	0,000
-- TOTAL	159,747	162,805	0,000	162,805
1992 - 1993				
ELEMENTARY	189,070	195,400	0,000	195,400
HIGH SCHOOL	0,000	0,000	0,000	0,000
-- TOTAL	189,070	195,400	0,000	195,400
ENROLLMENT				
1992 - 1993				
ORIGINAL ENTRIES				258
TRANSFER STUDENTS				23
TOTAL STUDENTS SERVED				281

STAFFING SUMMARY	NUMBER OF FTE'S	STUDENTS PER STAFF PERSON
CERTIFIED ---		
ADMINS	2	97.71
TEACHERS	11	11
OTHER	0	0.00
SUBTOTAL	13	15.00
CLASSIFIED ---		
MANAGERS	1	195.40
TEACH AIDS	4	48.90
OTHER	5	39.10
SUBTOTAL	10	19.50
TOTAL STAFF	23	8.50
TEACHER SALARIES		281,455

FINANCIAL DATA FUND DESCRIPTION	JULY 1, 1992			EXPENDITURES		JUNE 30, 1993
	FUND BALANCE	REVENUES	TRANSFERS	BUDGET	ACTUAL	BALANCE
MAINTENANCE & OPER	(48,515)	3,041,792	0	3,083,731	3,034,810	(39,333)
CAPITAL OUTLAY	209	373,729	0	373,729	371,050	2,888
ADJACENT WAYS	0	0	0	0	0	0
DEBT SERVICE	0	0	0	0	0	0
SCHOOL PLANT	1,817	6,690	0	14,000	7,000	1,307
FEDERAL PROJECTS	15,930	217,339	0	411,500	223,137	10,132
STATE PROJECTS	2,699	209,439	0	194,500	210,561	1,577
FOOD SERVICES	0	0	0	0	0	0
AUXILIARY OPERATIONS	0	18,914	520	20,000	18,976	458
UNEMPLOYMENT INSUR	8,814	0	0	9,000	0	8,814
OTHER	1,728	282,660	4,691	68,000	278,318	10,759
TOTAL	(16,620)	4,160,663	5,211	4,174,460	4,143,862	(3,398)
NOT INCLUDED ABOVE						
BOND BUILDING	0	0	0	0	0	0
INTRGVMNTL AGRMNTS	0	0	0	0	0	0
INDIRECT COSTS	7,037	8,484	0	10,000	11,462	4,039

Fiscal Year 1992 - 1993 Annual Report for the Arizona Department of Education

DESCRIPTION OF REVENUES RECEIVED BY SOURCE	LOCAL	COUNTY	STATE	FEDERAL	TOTAL REVENUES
MAINTENANCE & OPERATION	354,733	304,982	2,381,995	82	3,041,792
CAPITAL OUTLAY	17,468	37,695	318,566	0	373,729
ADJACENT WAYS	0	0	0	0	0
DEBT SERVICE	0	0	0	0	0
OTHER: SEE DESCRIPTION PAGE 35	6,690	0	209,439	217,339	433,468
TOTAL BY SOURCE	378,891	342,677	2,910,000	217,421	3,848,989
PERCENTAGE OF TOTAL REVENUES	9.80	8.90	75.60	5.60	100.00

SPECIAL EDUCATION PROGRAM EXPENDITURES - DESCRIPTION	BUDGET	ACTUAL
EDUCABLE MENTALLY	23,725	23,780
SERIOUSLY EMOTIONALLY	8,588	3,167
SERIOUSLY EMOT - PRIVATE	0	0
HEARING	42,006	38,434
OTHER HEALTH IMPAIRED	0	0
MULTIPLE DISABILITIES	38,918	28,486
MULTIPLE (SSI)	7,178	6,757
PHYSICALLY	0	0
LEARNING DISABLED	175,918	167,886
SPEECH / LANGUAGE	94,526	92,942
TRAINABLE MENTALLY	6,725	6,183
VISUALLY	919	986
PRESCHOOL MOD DEV DELAY	19,757	20,714
PRESCHOOL SEV DEV DELAY	0	986
-SUBTOTAL	418,270	388,321
GIFTED PROGRAMS	3,000	951
BILINGUAL ED	0	0
REMEDIAL ED	0	0
VOCATIONAL & TECH ED	208,995	173,999
CAREER ED	0	0
- SUBTOTAL	211,995	174,950
TOTAL (INCL IN MAINT & OPER)	630,265	563,271

DUPLICATED COUNTS FOR GIFTED PROG			
KDG	0	9	0
1	0	10	0
2	0	11	0
3	0	12	0
4	6		
5	7		
6	3		
7	4		
8	4		
SUBTOTAL	24	TOTAL	951

MISCELLANEOUS DATA as of 6/30/93		
BONDS OUTSTANDING	0	
LAND & IMPROVEMENTS	69,012	
BUILDING & IMPROVEMENTS	3,220,191	
FURNITURE, EQUIP, VEHICLES	1,132,388	
CONSTRUCTION IN PROGRESS	0	
TAX RATES	ASSESSED VALUATION	
-- PRIMARY	5.2686	3,321,592
-- SECONDARY	0.0000	3,510,256
-- S R P		0

AVERAGE DAILY MEMBERSHIP	STATE AID ADM (RESIDENT)	ATTENDING ADM (RESIDENT)	ATTENDING ADM (NON RES)	TOTAL ATTENDING ADM
1990 - 1991				
ELEMENTARY	729,305	729,305	3,285	732,590
HIGH SCHOOL	157,840	157,840	100,845	258,685
-- TOTAL	887,145	887,145	104,130	991,275
1991 - 1992				
ELEMENTARY	688,400	688,400	3,210	691,610
HIGH SCHOOL	174,788	174,788	92,560	267,348
-- TOTAL	863,188	863,188	95,770	958,968
1992 - 1993				
ELEMENTARY	696,470	696,470	5,320	701,790
HIGH SCHOOL	144,665	144,666	82,350	227,016
-- TOTAL	841,135	841,136	87,670	928,806
ENROLLMENT 1992 - 1993				
ORIGINAL ENTRIES				1,036
TRANSFER STUDENTS				9
TOTAL STUDENTS SERVED				1,045

STAFFING SUMMARY	NUMBER OF FTE'S	STUDENTS PER STAFF PERSON
CERTIFIED ---		
ADMINS	5	185.80
TEACHERS	56	16.60
OTHER	2	464.40
SUBTOTAL	63	14.70
CLASSIFIED ---		
MANAGERS	7	464.40
TEACH AIDS	18	51.60
OTHER	26	35.70
SUBTOTAL	46	20.20
TOTAL STAFF	109	8.50
TEACHER SALARIES		1,091,285

FINANCIAL DATA FUND DESCRIPTION	JULY 1, 1992			EXPENDITURES		JUNE 30, 1993
	FUND BALANCE	REVENUES	TRANSFERS	BUDGET	ACTUAL	BALANCE
MAINTENANCE & OPER	(641,502)	4,903,025	0	4,814,704	5,141,450	(879,927)
CAPITAL OUTLAY	(89,279)	257,874	0	208,636	192,812	(24,217)
ADJACENT WAYS	1,931	99,750	0	215,854	0	101,881
DEBT SERVICE	280,529	1,563,531	0	1,547,248	972,680	871,380
SCHOOL PLANT	0	0	0	0	0	0
FEDERAL PROJECTS	18,819	188,170	0	253,289	181,617	23,372
STATE PROJECTS	1,340	77,860	0	10,057	83,094	(3,894)
FOOD SERVICES	(5,087)	349,486	0	366,919	353,119	(8,740)
AUXILIARY OPERATIONS	14,108	58,584	0	50,000	66,109	6,583
UNEMPLOYMENT INSUR	2,233	0	0	7,000	27,820	(25,587)
OTHE?	18,177	17,339	0	18,060	14,869	18,647
TOTAL	(402,731)	7,616,699	0	7,481,769	7,033,670	79,298
NOT INCLUDED ABOVE						
BOND BUILDING	2,169,515	0	0	2,032,491	2,241,002	(71,487)
INTRGVMNTL AGRMNTS	0	0	0	0	0	0
INDIRECT COSTS	0	0	0	0	0	0

Fiscal Year 1992 - 1993 Annual Report for the Arizona Department of Education

DESCRIPTION OF REVENUES RECEIVED BY SOURCE	LOCAL	COUNTY	STATE	FEDERAL	TOTAL REVENUES
MAINTENANCE & OPERATION	4,317,549	0	585,218	258	4,903,025
CAPITAL OUTLAY	227,073	0	30,801	0	257,874
ADJACENT WAYS	99,750	0	0	0	99,750
DEBT SERVICE	1,563,531	0	0	0	1,563,531
OTHER: SEE DESCRIPTION PAGE 35	0	0	77,860	188,170	266,030
TOTAL BY SOURCE	6,207,903	0	693,879	188,428	7,090,210
PERCENTAGE OF TOTAL REVENUES	87.60	0.00	9.80	2.70	100.00

SPECIAL EDUCATION PROGRAM EXPENDITURES - DESCRIPTION	BUDGET	ACTUAL
EDUCABLE MENTALLY	41,000	39,130
SERIOUSLY EMOTIONALLY	21,000	19,984
SERIOUSLY EMOT - PRIVATE HEARING	0	0
OTHER HEALTH IMPAIRED	0	0
MULTIPLE DISABILITIES	0	0
MULTIPLE (SSI)	0	0
PHYSICALLY	0	0
LEARNING DISABLED	274,998	262,018
SPEECH / LANGUAGE	500	470
TRAINABLE MENTALLY	15,000	14,275
VISUALLY	0	0
PRESCHOOL MOD DEV DELAY	0	0
PRESCHOOL SEV DEV DELAY	0	0
-SUBTOTAL	362,498	336,877
GIFTED PROGRAMS	2,000	0
BILINGUAL ED	0	0
REMEDIAL ED	0	0
VOCATIONAL & TECH ED	0	0
CAREER ED	0	0
- SUBTOTAL	2,000	0
TOTAL (INCL IN MAINT & OPER)	364,498	336,877

DUPLICATED COUNTS FOR GIFTED PROG			
KDG	0	9	0
1	0	10	0
2	0	11	0
3	0	12	0
4	0	SUBTOTAL	0
5	0	KDG - 12	0
6	0	ACTUAL EXPENDITURES	
7	0	K - 8	0
8	0	9 - 12	0
SUBTOTAL	0	TOTAL	0

MISCELLANEOUS DATA as of 6/30/93	
BONDS OUTSTANDING	24,000,060
LAND & IMPROVEMENTS	158,304
BUILDING & IMPROVEMENTS	4,561,908
FURNITURE, EQUIP, VEHICLES	1,859,381
CONSTRUCTION IN PROGRESS	2,776
TAX RATES	ASSESS'D VALUATION
-- PRIMARY 2.2933	236,620,769
-- SECONDARY 6098	258,744,077
-- S.R.P.	0

AVERAGE DAILY MEMBERSHIP	STATE AID ADM (RESIDENT)	ATTENDING ADM (RESIDENT)	ATTENDING ADM (NON RES)	TOTAL ATTENDING ADM
1990 - 1991				
ELEMENTARY	0 000	0 000	0 000	0 000
HIGH SCHOOL	1,161,420	1,181,420	148,180	1,309,600
-- TOTAL	1,161,420	1,181,420	148,180	1,309,600
1991 - 1992				
ELEMENTARY	0 000	0 000	0 000	0 000
HIGH SCHOOL	1,213,216	1,213,216	3,280	1,216,496
-- TOTAL	1,213,216	1,213,216	3,280	1,216,496
1992 - 1993				
ELEMENTARY	0 000	0 000	0 000	0 000
HIGH SCHOOL	1,356,875	1,356,875	4,120	1,360,995
-- TOTAL	1,356,875	1,356,875	4,120	1,360,995
ENROLLMENT 1992 - 1993				
	ORIGINAL ENTRIES			1,750
	TRANSFER STUDENTS			14
	TOTAL STUDENTS SERVED			1,764

STAFFING SUMMARY	NUMBER OF FTE'S	STUDENTS PER STAFF PERSON
CERTIFIED ---		
ADMINS	10	136.10
TEACHERS	68	20.00
OTHER	6	226.80
SUBTOTAL	84	16.20
CLASSIFIED ---		
MANAGERS	5	272.20
TEACH AIDS	14	97.20
OTHER	61	22.30
SUBTOTAL	80	17.00
TOTAL STAFF	164	8.30
TEACHER SALARIES		2,003,045



FINANCIAL DATA FUND DESCRIPTION	JULY 1, 1992			EXPENDITURES		JUNE 30, 1993
	FUND BALANCE	REVENUES	TRANSFERS	BUDGET	ACTUAL	BALANCE
MAINTENANCE & OPER	5,105	312,369	0	441,968	385,843	(68,409)
CAPITAL OUTLAY	58,061	82,925	0	109,022	107,418	31,568
ADJACENT WAYS	0	0	0	0	0	0
DEBT SERVICE	0	0	0	0	0	0
SCHOOL PLANT	0	0	0	0	0	0
FEDERAL PROJECTS	2,260	25,950	0	25,789	27,517	693
STATE PROJECTS	0	1,000	0	1,000	635	365
FOOD SERVICES	27	25,039	0	0	21,296	3,770
AUXILIARY OPERATIONS	0	0	0	0	0	0
UNEMPLOYMENT INSUR	14,299	571	0	14,902	381	14,489
OTHER	209	225	0	0	0	434
TOTAL	77,981	448,079	0	672,681	543,130	(17,090)
NOT INCLUDED ABOVE						
BOND BUILDING	0	0	0	0	0	0
INTRGVMNTL AGRMNTS	0	0	0	0	0	0
INDIRECT COSTS	0	0	0	0	0	0

Fiscal Year 1992 - 1993 Annual Report for the Arizona Department of Education

DESCRIPTION OF REVENUES RECEIVED BY SOURCE	LOCAL	COUNTY	STATE	FEDERAL	TOTAL REVENUES
MAINTENANCE & OPERATION	280,315	(6,775)	38,225	(12,892)	299,473
CAPITAL OUTLAY	74,597	(1,835)	10,163	0	82,925
ADJACENT WAYS	0	0	0	0	0
DEBT SERVICE	0	0	0	0	0
OTHER: SEE DESCRIPTION PAGE 35	0	0	1,000	25,950	26,950
TOTAL BY SOURCE	365,512	(8,610)	49,388	13,058	409,348
PERCENTAGE OF TOTAL REVENUES	86.80	2.10	12.10	3.20	100.00

SPECIAL EDUCATION PROGRAM EXPENDITURES - DESCRIPTION	BUDGET	ACTUAL
EDUCABLE MENTALLY	0	0
SERIOUSLY EMOTIONALLY	0	0
SERIOUSLY EMOT - PRIVATE	0	0
HEARING	0	0
OTHER HEALTH IMPAIRED	0	0
MULTIPLE DISABILITIES	38,060	25,455
MULTIPLE (SSI)	0	0
PHYSICALLY	0	0
LEARNING DISABLED	0	25,000
SPEECH / LANGUAGE	10,000	5,813
TRAINABLE MENTALLY	0	0
VISUALLY	0	0
PRESCHOOL MOD DEV DELAY	0	0
PRESCHOOL SEV DEV DELAY	0	0
-SUBTOTAL	48,060	56,268
GIFTED PROGRAMS	14,000	5,457
BILINGUAL ED	0	0
REMEDIATION ED	0	0
OCATIONAL & TECH ED	0	0
CAREER ED	0	0
- SUBTOTAL	14,000	5,457
TOTAL (INCL IN MAINT & OPER)	62,060	61,725

DUPLICATED COUNTS FOR GIFTED PROG			
KDG	0	9	0
1	0	10	0
2	0	11	0
3	4	12	0
4	2	SUBTOTAL	0
5	2	KDG - 12	13
6	1	ACTUAL EXPENDITURES	
7	4	K - 8	5,457
8	0	9 - 12	0
SUBTOTAL	13	TOTAL	5,457

MISCELLANEOUS DATA as of 6/30/93	
BONDS OUTSTANDING	0
LAND & IMPROVEMENTS	13,801
BUILDING & IMPROVEMENTS	305,155
FURNITURE, EQUIP, VEHICLES	80,217
CONSTRUCTION IN PROGRESS	0
TAX RATES	ASSESSED VALUATION
-- PRIMARY 3.6666	9,981,344
-- SECONDARY 0.0000	10,429,683
-- S.R.P.	0

AVERAGE DAILY MEMBERSHIP	STATE AID ADM (RESIDENT)	ATTENDING ADM (RESIDENT)	ATTENDING ADM (NON RES)	TOTAL ATTENDING ADM	STAFFING SUMMARY	NUMBER OF FTE'S	STUDENTS PER STAFF PERSON
1990 - 1991					CERTIFIED ---		
ELEMENTARY	41,716	43,915	0,000	43,915	ADMINS	0	0.00
HIGH SCHOOL	0,000	0,000	0,000	0,000	TEACHERS	6	8.90
-- TOTAL	41,716	43,915	0,000	43,915	OTHER	0	0.00
1991 - 1992					SUBTOTAL	6	8.90
ELEMENTARY	43,487	38,780	0,000	38,780	CLASSIFIED ---		
HIGH SCHOOL	0,000	0,000	0,000	0,000	MANAGERS	0	0.00
-- TOTAL	43,487	38,780	0,000	38,780	TEACH AIDS	5	10.60
1992 - 1993					OTHER	1	53.10
ELEMENTARY	53,130	53,130	0,000	53,130	SUBTOTAL	6	8.90
HIGH SCHOOL	0,000	0,000	0,000	0,000	TOTAL STAFF	12	4.40
-- TOTAL	53,130	53,130	0,000	53,130	TEACHER SALARIES		163,950
ENROLLMENT 1992 - 1993				77			
		ORIGINAL ENTRIES		0			
		TRANSFER STUDENTS		77			
		TOTAL STUDENTS SERVED					

FINANCIAL DATA FUND DESCRIPTION	JULY 1, 1992			EXPENDITURES		JUNE 30, 1993
	FUND BALANCE	REVENUES	TRANSFERS	BUDGET	ACTUAL	BALANCE
MAINTENANCE & OPER	807,894	13,314,651	0	13,955,595	13,635,360	287,185
CAPITAL OUTLAY	262,586	793,054	0	727,797	727,795	327,845
ADJACENT WAYS	0	0	0	0	0	0
DEBT SERVICE	187,300	1,843,245	0	1,782,000	1,781,107	249,438
SCHOOL PLANT	0	0	0	0	0	0
FEDERAL PROJECTS	92,916	382,330	0	500,126	419,360	55,888
STATE PROJECTS	7,990	27,043	0	46,680	28,071	6,962
FOOD SERVICES	80,581	678,508	0	800,000	671,816	65,473
AUXILIARY OPERATIONS	0	0	0	0	0	0
UNEMPLOYMENT INSUR	20,000	22,790	0	20,000	16,351	24,439
OTHER	17,197	6,327	0	23,500	17,155	6,369
TOTAL	1,256,488	17,085,948	0	17,855,698	17,298,816	1,023,599
NOT INCLUDED ABOVE						
BOND BUILDING	60,395	0	0	60,395	60,395	0
INTRGVMTL AGRMNTS	0	18,864	0	0	18,864	0
INDIRECT COSTS	0	0	0	0	0	0

Fiscal Year 1992 - 1993 Annual Report for the Arizona Department of Education

DESCRIPTION OF REVENUES RECEIVED BY SOURCE	LOCAL	COUNTY	STATE	FEDERAL	TOTAL REVENUES
MAINTENANCE & OPERATION	2,698,541	1,428,097	9,187,495	(313,055)	13,001,078
CAPITAL OUTLAY	140,763	141,002	511,289	0	793,054
ADJACENT WAYS	0	0	0	0	0
DEBT SERVICE	1,843,245	0	0	0	1,843,245
OTHER: SEE DESCRIPTION PAGE 35	0	0	27,043	382,330	409,373
TOTAL BY SOURCE	4,682,549	1,569,099	9,725,827	69,275	16,046,750
PERCENTAGE OF TOTAL REVENUES	29.20	9.80	60.60	0.40	100.00

SPECIAL EDUCATION PROGRAM EXPENDITURES - DESCRIPTION	BUDGET	ACTUAL
EDUCABLE MENTALLY	155,657	151,749
SERIOUSLY EMOTIONALLY	53,782	58,969
SERIOUSLY EMOT - PRIVATE	0	0
HEARING	21,513	23,588
OTHER HEALTH IMPAIRED	2,110	2,359
MULTIPLE DISABILITIES	8,963	9,828
MULTIPLE (SSI)	53,782	63,884
PHYSICALLY	0	0
LEARNING DISABLED	1,215,643	1,221,297
SPEECH / LANGUAGE	157,762	161,184
TRAINABLE MENTALLY	37,648	35,382
VISUALLY	10,756	11,794
PRESCHOOL MOD DEV DELAY	0	0
PRESCHOOL SEV DEV DELAY	0	0
-SUBTOTAL	1,801,874	1,818,660
GIFTED PROGRAMS	159,462	124,233
BILINGUAL ED	2,908	3,107
REMEDIAL ED	0	0
VOCATIONAL & TECH ED	0	0
CAREER ED	17,894	19,656
- SUBTOTAL	180,264	146,996
TOTAL (INCL IN MAINT & OPER)	1,982,138	1,965,656

DUPLICATED COUNTS FOR GIFTED PROG		
KDG	0	9
1	7	10
2	30	11
3	58	12
4	68	SUBTOTAL
5	60	KDG - 12
6	67	ACTUAL EXPENDITURES
7	83	K - 8
8	83	9 - 12
SUBTOTAL	456	TOTAL

MISCELLANEOUS DATA as of 6/30/93		
BONDS OUTSTANDING	12,750,000	
LAND & IMPROVEMENTS	275,750	
BUILDING & IMPROVEMENTS	22,919,745	
FURNITURE, EQUIP, VEHICLES	4,806,326	
CONSTRUCTION IN PROGRESS	0	
TAX RATES	ASSESSED VALUATION	
-- PRIMARY	2.0380	147,878,791
-- SECONDARY	1.1308	156,795,548
-- S.R.P.		123,272

AVERAGE DAILY MEMBERSHIP	STATE AID ADM (RESIDENT)	ATTENDING ADM (RESIDENT)	ATTENDING ADM (NON RES)	TOTAL ATTENDING ADM
1990 - 1991				
ELEMENTARY	4,067,645	4,067,645	7,590	4,075,235
HIGH SCHOOL	0,000	0,000	0,000	0,000
- TOTAL	4,067,645	4,067,645	7,590	4,075,235
1991 - 1992				
ELEMENTARY	4,231,025	4,231,025	14,650	4,245,675
HIGH SCHOOL	0,000	0,000	0,000	0,000
-- TOTAL	4,231,025	4,231,025	14,650	4,245,675
1992 - 1993				
ELEMENTARY	4,315,970	4,315,970	2,240	4,318,210
HIGH SCHOOL	0,000	0,000	0,000	0,000
-- TOTAL	4,315,970	4,315,970	2,240	4,318,210
ENROLLMENT 1992 - 1993				
ORIGINAL ENTRIES				5,105
TRANSFER STUDENTS				182
TOTAL STUDENTS SERVED				5,287

STAFFING SUMMARY	NUMBER OF FTE'S	STUDENTS PER STAFF PERSON
CERTIFIED ---		
ADMINS	12	359.90
TEACHERS	245	17.60
OTHER	18	239.90
SUBTOTAL	275	15.70
CLASSIFIED ---		
MANAGERS	4	1,079.60
TEACH AIDS	100	43.20
OTHER	129	33.50
SUBTOTAL	733	18.50
TOTAL STAFF	508	8.50
TEACHER SALARIES		6,544,327



FINANCIAL DATA FUND DESCRIPTION	JULY 1, 1992			EXPENDITURES		JUNE 30, 1993
	FUND BALANCE	REVENUES	TRANSFERS	BUDGET	ACTUAL	BALANCE
MAINTENANCE & OPER	46,678	12,992,303	0	12,985,089	12,851,272	186,709
CAPITAL OUTLAY	(288,494)	1,597,597	0	1,131,907	1,063,294	245,809
ADJACENT WAYS	29,986	496,113	0	584,100	390,915	135,184
DEBT SERVICE	338	1,873,974	(304,869)	1,640,584	1,389,443	0
SCHOOL PLANT	0	0	0	0	0	0
FEDERAL PROJECTS	131,416	477,016	0	616,270	454,909	153,523
STATE PROJECTS	4,845	87,496	0	61,319	85,371	6,970
FOOD SERVICES	63,061	430,109	0	975,000	492,520	650
AUXILIARY OPERATIONS	46,322	97,839	0	90,000	80,811	63,350
UNEMPLOYMENT INSUR	13,929	0	4,000	14,000	2,560	15,369
OTHER	92,264	90,483	0	148,000	90,846	91,901
TOTAL	139,346	17,942,930	(300,869)	18,244,269	16,881,941	899,466
NOT INCLUDED ABOVE						
BOND BUILDING	11,770,635	8,426,405	0	21,000,000	15,896,257	4,300,983
INTRGVMNTL AGRMNTS	0	0	0	0	0	0
INDIRECT COSTS	0	0	0	0	0	0

Fiscal Year 1992 - 1993 Annual Report for the Arizona Department of Education

DESCRIPTION OF REVENUES RECEIVED BY SOURCE	LOCAL	COUNTY	STATE	FEDERAL	TOTAL REVENUES
MAINTENANCE & OPERATION	6,885,795	620,794	5,485,331	383	12,992,303
CAPITAL OUTLAY	849,889	69,746	677,962	0	1,597,597
ADJACENT WAYS	496,113	0	0	0	496,113
DEBT SERVICE	1,673,974	0	0	0	1,673,974
OTHER: SEE DESCRIPTION PAGE 35	0	0	87,496	477,016	564,512
TOTAL BY SOURCE	9,905,771	690,540	6,250,789	477,399	17,324,499
PERCENTAGE OF TOTAL REVENUES	57.20	4.00	36.10	2.80	100.00

SPECIAL EDUCATION PROGRAM EXPENDITURES - DESCRIPTION	BUDGET	ACTUAL
EDUCABLE MENTALLY	61,236	64,695
SERIOUSLY EMOTIONALLY	24,007	25,363
SERIOUSLY EMOT - PRIVATE	0	0
HEARING	1,000	1,057
OTHER HEALTH IMPAIRED	1,000	1,057
MULTIPLE DISABILITIES	54,839	57,937
MULTIPLE (SSI)	75,891	80,178
PHYSICALLY	0	0
LEARNING DISABLED	660,260	697,558
SPEECH / LANGUAGE	100,826	75,712
TRAINABLE MENTALLY	95,794	101,205
VISUALLY	0	0
PRESCHOOL MOD DEV DELAY	91,011	96,152
PRESCHOOL SEV DEV DELAY	22,753	24,038
-SUBTOTAL	1,239,920	1,279,163
GIFTED PROGRAMS	123,905	102,181
BILINGUAL ED	0	0
REMEDIAL ED	0	0
VOCATIONAL & TECH ED	92,715	55,400
CAREER ED	0	0
-SUBTOTAL	216,620	167,681
TOTAL (INCL IN MAINT & OPER)	1,456,540	1,436,734

DUPLICATED COUNTS FOR GIFTED PROG			
KDG	0	9	16
1	0	10	4
2	0	11	12
3	15	12	7
4	23	SUBTOTAL	39
5	21	KDG - 12	145
6	12	ACTUAL EXPENDITURES	
7	19	K - 8	92,985
8	16	9 - 12	9,196
SUBTOTAL	108	TOTAL	102,181

MISCELLANEOUS DATA as of 6/30/93	
BONDS OUTSTANDING	23,680,000
LAND & IMPROVEMENTS	4,967,495
BUILDING & IMPROVEMENTS	28,567,388
FURNITURE, EQUIP, VEHICLES	4,251,710
CONSTRUCTION IN PROGRESS	11,432,660
TAX RATES	ASSESSED VALUATION
-- PRIMARY 4.8958	204,263,414
-- SECONDARY 7022	213,763,223
-- S.R.P.	0

AVERAGE DAILY MEMBERSHIP	STATE AID ADM (RESIDENT)	ATTENDING ADM (RESIDENT)	ATTENDING ADM (NON RES)	TOTAL ATTENDING ADM
1990 - 1991				
ELEMENTARY	2,758,175	2,749,940	103,540	2,853,480
HIGH SCHOOL	1,025,973	1,025,973	5,550	1,031,523
-- TOTAL	3,784,148	3,775,913	109,090	3,885,003
1991 - 1992				
ELEMENTARY	2,907,110	2,907,110	1,420	2,908,530
HIGH SCHOOL	1,118,360	1,118,360	7,610	1,125,970
-- TOTAL	4,025,470	4,025,470	9,030	4,034,500
1992 - 1993				
ELEMENTARY	3,148,470	3,148,470	1,600	3,150,070
HIGH SCHOOL	1,232,810	1,241,380	0,000	1,241,380
-- TOTAL	4,381,280	4,389,850	1,600	4,391,460
ENROLLMENT 1992 - 1993	ORIGINAL ENTRIES	5,130		
	TRANSFER STUDENTS	94		
	TOTAL STUDENTS SERVED	5,224		

STAFFING SUMMARY	NUMBER OF FTE'S	STUDENTS PER STAFF PERSON
CERTIFIED ---		
ADMINS	14	313.70
TEACHERS	220	20.00
OTHER	10	439.10
SUBTOTAL	244	18.00
CLASSIFIED ---		
MANAGERS	2	2,195.70
TECH AIDES	29	151.40
OTHER	96	45.70
SUBTOTAL	127	34.60
TOTAL STAFF	371	11.80
TEACHER SALARIES		6,398,160

FINANCIAL DATA FUND DESCRIPTION	JULY 1, 1992			EXPENDITURES		JUNE 30, 1993
	FUND BALANCE	REVENUES	TRANSFERS	BUDGET	ACTUAL	BALANCE
MAINTENANCE & OPER	(50,401)	874,923	0	581,518	548,002	78,520
CAPITAL OUTLAY	14,311	83,397	0	72,537	69,151	28,557
ADJACENT WAYS	0	0	0	0	0	0
DEBT SERVICE	0	0	0	0	0	0
SCHOOL PLANT	0	0	0	0	0	0
FEDERAL PROJECTS	3,943	1,268	0	4,448	179	5,032
STATE PROJECTS	861	1,000	0	1,820	0	1,861
FOOD SERVICES	1,932	29,011	0	35,000	23,108	7,835
AUXILIARY OPERATIONS	0	0	0	0	0	0
UNEMPLOYMENT INSUR	0	0	0	0	0	0
OTHER	0	0	0	0	0	0
TOTAL	(29,354)	789,599	0	695,119	640,440	119,805
NOT INCLUDED ABOVE						
BOND BUILDING	0	0	0	0	0	0
INTRGVMNTL AGRMNTS	0	0	0	0	0	0
INDIRECT COSTS	0	0	0	0	0	0

Fiscal Year 1992 - 1993 Annual Report for the Arizona Department of Education

DESCRIPTION OF REVENUES RECEIVED BY SOURCE	LOCAL	COUNTY	STATE	FEDERAL	TOTAL REVENUES
MAINTENANCE & OPERATION	356,732	43,624	274,559	8	674,923
CAPITAL OUTLAY	44,071	5,392	33,934	0	83,397
ADJACENT WAYS	0	0	0	0	0
DEBT SERVICE	0	0	0	0	0
OTHER: SEE DESCRIPTION PAGE 35	0	0	1,000	1,268	2,268
TOTAL BY SOURCE	400,803	49,016	309,493	1,276	760,588
PERCENTAGE OF TOTAL REVENUES	52.70	6.40	40.70	0.20	100.00

SPECIAL EDUCATION PROGRAM EXPENDITURES - DESCRIPTION	BUDGET	ACTUAL
EDUCABLE MENTALLY	0	0
SERIOUSLY EMOTIONALLY	0	0
SERIOUSLY EMOT - PRIVATE	0	0
HEARING	0	0
OTHER HEALTH IMPAIRED	0	0
MULTIPLE DISABILITIES	72,000	48,889
MULTIPLE (SSI)	0	0
PHYSICALLY	0	0
LEARNING DISABLED	0	0
SPEECH / LANGUAGE	17,743	18,373
TRAINABLE MENTALLY	0	0
VISUALLY	0	0
PRESCHOOL MOD DEV DELAY	0	0
PRESCHOOL SEV DEV DELAY	0	0
-SUBTOTAL	89,743	67,262
GIFTED PROGRAMS	0	0
BILINGUAL ED	0	0
REMEDIAL ED	0	0
VOCATIONAL & TECH ED	0	0
CAREER ED	0	0
- SUBTOTAL	0	0
TOTAL (INCL IN MAINT & OPER)	89,743	67,262

DUPLICATED COUNTS FOR GIFTED PROG			
KDG	0	9	0
1	0	10	0
2	0	11	0
3	0	12	0
4	0	SUBTOTAL	0
5	0	KDG - 12	0
6	0	ACTUAL EXPENDITURES	
7	0	K - 8	0
8	0	9 - 12	0
SUBTOTAL	0	TOTAL	0

MISCELLANEOUS DATA as of 6/30/93		
BONDS OUTSTANDING		0
LAND & IMPROVEMENTS		0
BUILDING & IMPROVEMENTS		0
FURNITURE, EQUIP, VEHICLES		0
CONSTRUCTION IN PROGRESS		0
	TAX RATES	ASSESSED VALUATION
-- PRIMARY	10.3151	3,825,956
-- SECONDARY	0.0000	4,146,170
-- S R P.		0

AVERAGE DAILY MEMBERSHIP	STATE AID ADM (RESIDENT)	ATTENDING ADM (RESIDENT)	ATTENDING ADM (NON RES)	TOTAL ATTENDING ADM
1990 - 1991				
ELEMENTARY	79,956	82,890	0,000	62,890
HIGH SCHOOL	0,000	0,000	0,000	0,000
-- TOTAL	79,956	82,890	0,000	62,890
1991 - 1992				
ELEMENTARY	87,890	82,190	0,000	82,190
HIGH SCHOOL	0,000	0,000	0,000	0,000
-- TOTAL	87,890	82,190	0,000	82,190
1992 - 1993				
ELEMENTARY	91,505	87,250	0,000	87,250
HIGH SCHOOL	0,000	0,000	0,000	0,000
-- TOTAL	91,505	87,250	0,000	87,250
ENROLLMENT 1992 - 1993				
ORIGINAL ENTRIES				147
TRANSFER STUDENTS				0
TOTAL STUDENTS SERVED				147

STAFFING SUMMARY	NUMBER OF FTE'S	STUDENTS PER STAFF PERSON
CERTIFIED ---		
ADMINS	1	87.30
TEACHERS	7	12.50
OTHER	0	0.00
SUBTOTAL	8	10.90
CLASSIFIED ---		
MANAGERS	2	43.80
TEACH AIDS	2	43.60
OTHER	3	29.10
SUBTOTAL	7	12.50
TOTAL STAFF	15	5.80
TEACHER SALARIES		187,723

FINANCIAL DATA FUND DESCRIPTION	JULY 1, 1992			EXPENDITURES		JUNE 30, 1993 BALANCE
	FUND BALANCE	REVENUES	TRANSFERS	BUDGET	ACTUAL	
MAINTENANCE & OPER	(71,836)	6,186,506	0	5,814,512	5,699,484	415,186
CAPITAL OUTLAY	81,435	577,749	0	611,636	611,636	47,548
ADJACENT WAYS	0	0	0	0	0	0
DEBT SERVICE	1,617,397	2,423,773	(2,437,965)	2,644,300	0	1,603,205
SCHOOL PLANT	21,648	0	0	0	0	21,648
FEDERAL PROJECTS	40,099	330,994	0	302,000	328,756	42,337
STATE PROJECTS	3,764	18,537	0	123,500	16,110	6,191
FOOD SERVICES	74,311	210,858	0	240,000	230,451	54,518
AUXILIARY OPERATIONS	13,878	80,261	0	82,000	81,136	13,003
UNEMPLOYMLNT INSUR	6,949	0	0	0	2,188	4,761
OTHER	42,453	33,264	0	69,000	35,398	40,319
TOTAL	1,830,086	9,861,742	(2,437,965)	9,886,948	7,006,169	2,248,716
NOT INCLUDED ABOVE						
BOND BUILDING	16,084,849	0	0	14,200,000	14,965,445	1,119,404
INTRGVMNTL AGRMNTS	0	0	0	0	0	0
INDIRECT COSTS	0	0	0	0	0	0

Fiscal Year 1992 - 1993 Annual Report for the Arizona Department of Education

DESCRIPTION OF REVENUES RECEIVED BY SOURCE	LOCAL	COUNTY	STATE	FEDERAL	TOTAL REVENUES
MAINTENANCE & OPERATION	4,555,247	122,974	1,508,169	116	6,186,506
CAPITAL OUTLAY	377,565	11,732	188,452	0	577,749
ADJACENT WAYS	0	0	0	0	0
DEBT SERVICE	2,423,773	0	0	0	2,423,773
OTHER: SEE DESCRIPTION PAGE 35	0	0	18,537	330,994	349,531
TOTAL BY SOURCE	7,356,585	134,706	1,715,168	331,110	9,537,559
PERCENTAGE OF TOTAL REVENUES	77.10	1.40	18.00	3.50	100.00

SPECIAL EDUCATION PROGRAM EXPENDITURES - DESCRIPTION	BUDGET	ACTUAL
EDUCABLE MENTALLY	53,369	51,375
SERIOUSLY EMOTIONALLY	17,488	17,340
SERIOUSLY EMOT - PRIVATE	0	0
HEARING	0	0
OTHER HEALTH IMPAIRED	0	0
MULTIPLE DISABILITIES	30,486	29,874
MULTIPLE (SSI)	12,559	12,288
PHYSICALLY	0	0
LEARNING DISABLED	223,064	217,298
SPEECH / LANGUAGE	14,214	13,019
TRAINABLE MENTALLY	53,237	52,536
VISUALLY	0	0
PRESCHOOL MOD DEV DELAY	0	0
PRESCHOOL SEV DEV DELAY	0	0
-SUBTOTAL	404,417	393,730
GIFTED PROGRAMS	3,873	3,111
BILINGUAL ED	0	0
REMEDIAL ED	0	0
VOCATIONAL & TECH ED	312,196	303,846
CAREER ED	0	0
- SUBTOTAL	316,069	306,957
TOTAL (INCL IN MAINT & OPER)	720,486	700,687

DUPLICATED COUNTS FOR GIFTED PROG			
KDG	0	9	41
1	0	10	35
2	0	11	43
3	0	12	40
4	0		
5	0	SUBTOTAL	159
6	0	KDG - 12	159
7	0	ACTUAL EXPENDITURES	
8	0	K - 8	0
	0	9 - 12	3,111
SUBTOTAL	0	TOTAL	3,111

MISCELLANEOUS DATA as of 6/30/93	
BONDS OUTSTANDING	16,800
LAND & IMPROVEMENTS	1,448,922
BUILDING & IMPROVEMENTS	3,416,274
FURNITURE, EQUIP, VEHICLES	3,033,518
CONSTRUCTION IN PROGRESS	16,552,263
TAX RATES	ASSESSED VALUATION
-- PRIMARY 2.6500	200,948,921
-- SECONDARY 8.741	213,530,326
-- S.R.P.	123,272

AVERAGE DAILY MEMBERSHIP	STATE AID ADM (RESIDENT)	ATTENDING ADM (RESIDENT)	ATTENDING ADM (NON RES)	TOTAL ATTENDING ADM
1990 - 1991				
ELEMENTARY	0 000	0 000	0 000	0 000
HIGH SCHOOL	1,452,605	1,416,475	3 000	1,419,475
-- TOTAL	1,452,605	1,416,475	3 000	1,419,475
1991 - 1992				
ELEMENTARY	0 000	0 000	0 000	0 000
HIGH SCHOOL	1,504,120	1,451,670	1 070	1,452,740
-- TOTAL	1,504,120	1,451,670	1 070	1,462,740
1992 - 1993				
ELEMENTARY	0 000	0 000	0 000	0 000
HIGH SCHOOL	1,628,130	1,582,130	2 000	1,584,130
-- TOTAL	1,628,130	1,582,130	2 000	1,584,130
ENROLLMENT				
1992 - 1993				1,787
ORIGINAL ENTRIES				42
TRANSFER STUDENTS				1,829
TOTAL STUDENTS SERVED				1,829

STAFFING SUMMARY	NUMBER OF FTE'S	STUDENTS PER STAFF PERSON
CERTIFIED ---		
ADMNS	4	396 00
TEACHERS	78	20 30
OTHER	5	316 80
SUBTOTAL	87	18 26
CLASSIFIED ---		
MANAGERS	5	316 80
TEACH AIDS	7	792 10
OTHER	36	44 00
SUBTOTAL	43	36 80
TOTAL STAFF	130	12 20
TEACHER SALARIES		2,947,295

FINANCIAL DATA FUND DESCRIPTION	JULY 1, 1992			EXPENDITURES		JUNE 30, 1993
	FUND BALANCE	REVENUES	TRANSFERS	BUDGET	ACTUAL	BALANCE
MAINTENANCE & OPER	(314,360)	4,456,567	0	4,327,103	4,315,468	(173,261)
CAPITAL OUTLAY	188,855	293,867	0	433,613	422,459	60,063
ADJACENT WAYS	0	60,782	0	80,000	92,672	(31,890)
DEBT SERVICE	22,281	326,808	0	323,889	78,285	270,804
SCHOOL PLANT	0	0	0	0	0	0
FEDERAL PROJECTS	4,173	124,715	0	116,569	120,901	7,987
STATE PROJECTS	2,384	18,096	0	30,033	17,186	3,294
FOOD SERVICES	63,840	338,948	0	270,000	295,997	106,791
AUXILIARY OPERATIONS	0	0	0	0	0	0
UNEMPLOYMENT INSUR	50,694	0	0	52,000	4,817	45,877
OTHER	28,863	3,132	0	24,500	2,824	29,171
TOTAL	46,730	6,622,716	0	6,667,707	6,360,609	318,836
NOT INCLUDED ABOVE						
BOND BUILDING	0	0	0	0	0	0
INTRGVMTL AGRMNTS	0	0	0	0	0	0
INDIRECT COSTS	0	0	0	0	0	0

Fiscal Year 1992 - 1993 Annual Report for the Arizona Department of Education

DESCRIPTION OF REVENUES RECEIVED BY SOURCE	LOCAL	COUNTY	STATE	FEDERAL	TOTAL REVENUES
MAINTENANCE & OPERATION	1,285,219	417,766	2,640,975	112,607	4,456,567
CAPITAL OUTLAY	26,258	36,328	231,082	0	293,668
ADJACENT WAYS	60,782	0	0	0	60,782
DEBT SERVICE	326,808	0	0	0	326,808
OTHER: SEE DESCRIPTION PAGE 35	0	0	18,096	124,715	142,811
TOTAL BY SOURCE	1,699,067	464,094	2,890,163	237,322	6,280,636
PERCENTAGE OF TOTAL REVENUES	3.20	8.60	54.70	4.50	100.00

SPECIAL EDUCATION PROGRAM EXPENDITURES - DESCRIPTION	BUDGET	ACTUAL
EDUCABLE MENTALLY	12,825	11,828
SERIOUSLY EMOTIONALLY	35,839	34,248
SERIOUSLY EMOT - PRIVATE	0	0
HEARING	4,906	4,301
OTHER HEALTH IMPAIRED	9,804	9,355
MULTIPLE DISABILITIES	0	0
MULTIPLE (SSI)	4,906	4,301
PHYSICALLY	0	0
LEARNING DISABLED	420,534	403,162
SPEECH / LANGUAGE	51,405	49,486
TRAINABLE MENTALLY	0	0
VISUALLY	0	0
PRESCHOOL MOD DEV DELAY	22,163	20,968
PRESCHOOL SEV DEV DELAY	0	0
-SUBTOTAL	662,382	637,649
GIFTED PROGRAMS	10,355	10,355
BILINGUAL ED	0	0
REMEDIAL ED	0	0
VOCATIONAL & TECH ED	0	0
CAREER ED	0	0
- SUBTOTAL	10,355	10,355
TOTAL (INCL IN MAINT & OPER)	672,737	648,004

DUPLICATED COUNTS FOR GIFTED PROG			
KDG	0	9	0
1	2	10	0
2	3	11	0
3	4	12	0
4	5	SUBTOTAL	0
5	5	KDG - 12	40
6	5	ACTUAL EXPENDITURES	
7	7	K - 8	10,355
8	9	9 - 12	0
SUBTOTAL	40	TOTAL	10,355

MISCELLANEOUS DATA as of 6/30/93	
BONDS OUTSTANDING	2,300,000
LAND & IMPROVEMENTS	354,736
BUILDING & IMPROVEMENTS	4,188,196
FURNITURE, EQUIP, VEHICLES	280,318
CONSTRUCTION IN PROGRESS	20,000
TAX RATES	ASSESSED VALUATION
-- PRIMARY 2.5903	58,293,624
-- SECONDARY 5014	66,034,401
-- S.R.P.	0

AVERAGE DAILY MEMBERSHIP	STATE AID ADM (RESIDENT)	ATTENDING ADM (RESIDENT)	ATTENDING ADM (NON RES)	TOTAL ATTENDING ADM
1990 - 1991				
ELEMENTARY	1,220,134	1,225,580	1,000	1,226,580
HIGH SCHOOL	0,000	0,000	0,000	0,000
-- TOTAL	1,220,134	1,225,580	1,000	1,226,580
1991 - 1992				
ELEMENTARY	1,301,526	1,303,477	24,970	1,328,445
HIGH SCHOOL	0,000	0,000	0,000	0,000
-- TOTAL	1,301,526	1,303,477	24,970	1,328,445
1992 - 1993				
ELEMENTARY	1,419,505	1,416,695	23,580	1,440,275
HIGH SCHOOL	0,000	0,000	0,000	0,000
-- TOTAL	1,419,505	1,416,695	23,580	1,440,275
ENROLLMENT 1992 - 1993				
		ORIGINAL ENTRIES	1,793	
		TRANSFER STUDENTS	94	
		TOTAL STUDENTS SERVED	1,887	

STAFFING SUMMARY	NUMBER OF FTE'S	STUDENTS PER STAFF PERSON
CERTIFIED ---		
ADMINS	5	288.10
TEACHERS	74	19.50
OTHER	3	480.10
SUBTOTAL	82	17.60
CLASSIFIED ---		
MANAGERS	2	720.10
TEACH AIDS	16	90.00
OTHER	28	51.40
SUBTOTAL	46	31.30
TOTAL STAFF	128	11.30
TEACHER SALARIES		0

FINANCIAL DATA FUND DESCRIPTION	JULY 1, 1992			EXPENDITURES		JUNE 30, 1993
	FUND BALANCE	REVENUES	TRANSFERS	BUDGET	ACTUAL	BALANCE
MAINTENANCE & OPER	199,630	288,277	0	402,204	318,968	168,939
CAPITAL OUTLAY	79,418	40,519	0	56,000	30,271	89,664
ADJACENT WAYS	0	0	0	0	0	0
DEBT SERVICE	0	0	0	0	0	0
SCHOOL PLANT	0	0	0	0	0	0
FEDERAL PROJECTS	14,590	12,063	0	12,063	25,362	1,291
STATE PROJECTS	0	0	0	0	0	0
FOOD SERVICES	2,570	10,385	0	0	11,773	1,162
AUXILIARY OPERATIONS	0	0	0	0	0	0
UNEMPLOYMENT INSUR	16,599	797	14,390	0	0	31,786
OTHER	0	0	0	0	0	0
TOTAL	312,805	362,021	14,390	470,267	388,374	292,842
NOT INCLUDED ABOVE						
BOND BUILDING	0	0	0	0	0	0
INTRGVMNTL AGRMNTS	0	0	0	0	0	0
INDIRECT COSTS	0	0	0	0	0	0

Fiscal Year 1992 - 1993 Annual Report for the Arizona Department of Education

DESCRIPTION OF REVENUES RECEIVED BY SOURCE	LOCAL	COUNTY	STATE	FEDERAL	TOTAL REVENUES
MAINTENANCE & OPERATION	123,240	23,984	141,037	(76,917)	211,354
CAPITAL OUTLAY	18,016	3,271	19,232	0	40,519
ADJACENT WAYS	0	0	0	0	0
DEBT SERVICE	0	0	0	0	0
OTHER: SEE DESCRIPTION PAGE 35	0	0	0	12,063	12,063
TOTAL BY SOURCE	141,256	27,255	160,269	(64,854)	263,936
PERCENTAGE OF TOTAL REVENUES	53.50	10.30	60.70	24.60	100.00

SPECIAL EDUCATION PROGRAM EXPENDITURES - DESCRIPTION	BUDGET	ACTUAL
EDUCABLE MENTALLY	1,674	0
SERIOUSLY EMOTIONALLY	1,674	0
SERIOUSLY EMOT - PRIVATE	0	0
HEARING	0	0
OTHER HEALTH IMPAIRED	0	0
MULTIPLE DISABILITIES	0	0
MULTIPLE (SSI)	0	0
PHYSICALLY	0	0
LEARNING DISABLED	5,000	8,908
SPEECH / LANGUAGE	11,000	7,457
TRAINABLE MENTALLY	0	0
VISUALLY	0	0
PRESCHOOL MOD DEV DELAY	0	0
PRESCHOOL SEV DEV DELAY	0	0
-SUBTOTAL	19,348	16,365
GIFTED PROGRAMS	1,441	0
BILINGUAL ED	0	0
REMEDIAL ED	1,000	0
VOCATIONAL & TECH ED	0	0
CAREER ED	0	0
- SUBTOTAL	2,441	0
TOTAL (INCL IN MAINT & OPFR)	21,789	16,365

DUPLICATED COUNTS FOR GIFTED PROG			
KDG	0	9	0
1	0	10	0
2	0	11	0
3	0	12	0
4	0	SUBTOTAL	0
5	0	KDG - 12	0
6	0	ACTUAL EXPENDITURES	
7	0	K - 8	0
8	0	9 - 12	0
SUBTOTAL	0	TOTAL	0

MISCELLANEOUS DATA as of 6/30/93		
BONDS OUTSTANDING		0
LAND & IMPROVEMENTS		14,191
BUILDING & IMPROVEMENTS		90,545
FURNITURE, EQUIP, VEHICLES		81,005
CONSTRUCTION IN PROGRESS		0
	TAX RATES	ASSESSED VALUATION
-- PRIMARY	1.9876	6,144,979
-- SECONDARY	0.0000	6,275,747
-- S.R.P.		0

AVERAGE DAILY MEMBERSHIP	STATE AID ADM (RESIDENT)	ATTENDING ADM (RESIDENT)	ATTENDING ADM (NON RES)	TOTAL ATTENDING ADM
1990 - 1991				
ELEMENTARY	58,290	55,830	0,000	55,830
HIGH SCHOOL	0,000	0,000	0,000	0,000
-- TOTAL	58,290	55,830	0,000	55,830
1991 - 1992				
ELEMENTARY	62,010	58,340	0,000	58,340
HIGH SCHOOL	0,000	0,000	0,000	0,000
-- TOTAL	62,010	58,340	0,000	58,340
1992 - 1993				
ELEMENTARY	51,920	51,920	0,000	51,920
HIGH SCHOOL	0,000	0,000	0,000	0,000
-- TOTAL	51,920	51,920	0,000	51,920
ENROLLMENT 1992 - 1993				
ORIGINAL ENTRIES				55
TRANSFER STUDENTS				4
TOTAL STUDENTS SERVED				59

STAFFING SUMMARY	NUMBER OF FTE'S	STUDENTS PER STAFF PERSON
CERTIFIED ---		
ADMINS	0	0.00
TEACHERS	4	13.00
OTHER	0	0.00
SUBTOTAL	4	13.00
CLASSIFIED ---		
MANAGERS	1	51.90
TEACH AIDS	2	26.00
OTHER	2	26.00
SUBTOTAL	5	10.40
TOTAL STAFF	9	5.80
TEACHER SALARIES		124,417



FINANCIAL DATA FUND DESCRIPTION	JULY 1, 1992			EXPENDITURES		JUNE 30, 1993 BALANCE
	FUND BALANCE	REVENUES	TRANSFERS	BUDGET	ACTUAL	
MAINTENANCE & OPER	57,372	1,083,944	(1,475)	1,094,292	1,077,850	62,191
CAPITAL OUTLAY	225,793	126,544	0	277,000	254,781	97,558
ADJACENT WAYS	0	0	0	0	0	0
DEBT SERVICE	2,174	28,168	0	28,125	1,250	29,092
SCHOOL PLANT	0	0	0	0	0	0
FEDERAL PROJECTS	62,997	396,650	0	445,400	360,970	98,677
STATE PROJECTS	1,059	87,940	0	105,500	70,907	18,102
FOOD SERVICES	(13,017)	87,205	0	70,000	52,758	21,430
AUXILIARY OPERATIONS	0	0	0	1,000	0	0
UNEMPLOYMENT INSUR	18,146	500	0	1,000	4,381	14,285
OTHER	186,069	15,470	0	226,500	165,451	36,108
TOTAL	640,623	1,826,421	(1,475)	2,248,817	1,988,148	377,421
NOT INCLUDED ABOVE						
BOND BUILDING	0	0	0	0	0	0
INTRGVMNTL AGRMNTS	0	0	0	1,000	0	0
INDIRECT COSTS	0	0	0	1,000	0	0

Fiscal Year 1992 - 1993 Annual Report for the Arizona Department of Education

DESCRIPTION OF REVENUES RECEIVED BY SOURCE	LOCAL	COUNTY	STATE	FEDERAL	TOTAL REVENUES
MAINTENANCE & OPERATION	47,119	52,568	460,201	524,056	1,083,944
CAPITAL OUTLAY	7,154	14,826	104,564	0	126,544
ADJACENT WAYS	0	0	0	0	0
DEBT SERVICE	28,168	0	0	0	28,168
OTHER: SEE DESCRIPTION PAGE 35	0	0	87,940	396,650	484,590
TOTAL BY SOURCE	82,441	67,394	652,705	920,706	1,723,246
PERCENTAGE OF TOTAL REVENUES	4.80	3.90	37.90	53.40	100.00

SPECIAL EDUCATION PROGRAM EXPENDITURES - DESCRIPTION	BUDGET	ACTUAL
EDUCABLE MENTALLY	7,000	13,307
SERIOUSLY EMOTIONALLY	10,000	19,661
SERIOUSLY EMOT - PRIVATE	10,000	19,661
HEARING	1,000	2,458
OTHER HEALTH IMPAIRED	0	0
MULTIPLE DISABILITIES	3,000	4,915
MULTIPLE (SSI)	0	0
PHYSICALLY	0	0
LEARNING DISABLED	65,000	130,257
SPEECH / LANGUAGE	20,000	40,762
TRAINABLE MENTALLY	1,000	2,458
VISUALLY	2,500	4,915
PRESCHOOL MOD DEV DELAY	500	2,568
PRESCHOOL SEV DEV DELAY	500	2,458
-SUBTOTAL	121,500	245,768
GIFTED PROGRAMS	5,000	0
BILINGUAL ED	65,200	0
REMEDIATION ED	50,000	0
VOCATIONAL & TECH ED	3,000	0
CAREER ED	3,000	0
- SUBTOTAL	128,200	0
TOTAL (INCL IN MAINT & OPER)	247,700	245,768

DUPLICATED COUNTS FOR GIFTED PROG			
KDG	0	9	0
1	0	10	0
2	0	11	0
3	0	12	0
4	0		
5	0	SUBTOTAL	0
6	0	KDG - 12	0
7	0	ACTUAL EXPENDITURES	
8	0	K - 8	0
SUBTOTAL	0	9 - 12	0
		TOTAL	0

MISCELLANEOUS DATA as of 6/30/93	
BONDS OUTSTANDING	26,250
LAND & IMPROVEMENTS	0
BUILDING & IMPROVEMENTS	0
FURNITURE, EQUIP, VEHICLES	0
CONSTRUCTION IN PROGRESS	0
TAX RATES	ASSESSED VALUATION
-- PRIMARY 0.0000	5,403,412
-- SECONDARY 1.2482	5,414,198
-- S.R.P.	0

AVERAGE DAILY MEMBERSHIP	STATE AID ADM (RESIDENT)	ATTENDING ADM (RESIDENT)	ATTENDING ADM (NON RES)	TOTAL ATTENDING ADM
1990 - 1991				
ELEMENTARY	191,192	191,110	0,000	191,110
HIGH SCHOOL	0,000	0,000	0,000	0,000
-- TOTAL	191,192	191,110	0,000	191,110
1991 - 1992				
ELEMENTARY	171,837	174,345	0,000	174,345
HIGH SCHOOL	0,000	0,000	0,000	0,000
-- TOTAL	171,837	174,345	0,000	174,345
1992 - 1993				
ELEMENTARY	181,631	186,080	0,000	186,080
HIGH SCHOOL	0,000	0,000	0,000	0,000
-- TOTAL	181,631	186,080	0,000	186,080
ENROLLMENT				230
1992 - 1993				0
	ORIGINAL ENTRIES			230
	TRANSFER STUDENTS			0
	TOTAL STUDENTS SERVED			230

STAFFING SUMMARY	NUMBER OF FTE'S	STUDENTS PER STAFF PERSON
CERTIFIED ---		
ADMINS	2	93.00
TEACHERS	9	20.70
OTHER	0	0.00
SUBTOTAL	11	16.90
CLASSIFIED ---		
MANAGERS	0	0.00
TEACH AIDS	5	37.20
OTHER	8	23.30
SUBTOTAL	13	14.30
TOTAL STAFF	24	7.80
TEACHER SALARIES		0



FINANCIAL DATA FUND DESCRIPTION	JULY 1, 1992			EXPENDITURES		JUNE 30, 1993
	FUND BALANCE	REVENUES	TRANSFERS	BUDGET	ACTUAL	BALANCE
MAINTENANCE & OPER	(13,357)	604,081	0	572,015	565,264	25,460
CAPITAL OUTLAY	48,459	42,886	0	43,859	24,768	66,577
ADJACENT WAYS	0	0	0	0	0	0
DEBT SERVICE	49,871	120,325	0	145,055	144,534	25,662
SCHOOL PLANT	0	0	0	0	0	0
FEDERAL PROJECTS	0	12,488	0	0	12,473	15
STATE PROJECTS	0	0	0	0	0	0
FOOD SERVICES	0	1,895	0	500	0	1,895
AUXILIARY OPERATIONS	0	0	0	600	0	0
UNEMPLOYMENT INSUR	0	10,267	0	495	0	10,267
OTHER	0	72	0	6,460	0	72
TOTAL	84,973	792,014	0	768,984	747,039	129,948
NOT INCLUDED ABOVE						
BOND BUILDING	72,217	0	0	61,030	64,269	7,948
INTRGVMNTL AGRMNTS	0	0	0	0	0	0
INDIRECT COSTS	0	0	0	0	0	0

Fiscal Year 1992 - 1993 Annual Report for the Arizona Department of Education

DESCRIPTION OF REVENUES RECEIVED BY SOURCE	LOCAL	COUNTY	STATE	FEDERAL	TOTAL REVENUES
MAINTENANCE & OPERATION	320,860	35,480	247,615	126	604,081
CAPITAL OUTLAY	16,881	1,867	24,138	0	42,886
ADJACENT WAYS	0	0	0	0	0
DEBT SERVICE	120,325	0	0	0	120,325
OTHER: SEE DESCRIPTION PAGE 35	0	0	0	12,488	12,488
TOTAL BY SOURCE	468,066	37,347	271,753	12,614	779,780
PERCENTAGE OF TOTAL REVENUES	58.70	4.80	34.80	1.60	100.00

SPECIAL EDUCATION PROGRAM EXPENDITURES - DESCRIPTION	BUDGET	ACTUAL
EDUCABLE MENTALLY	20,000	2,500
SERIOUSLY EMOTIONALLY	0	0
SERIOUSLY EMOT - PRIVATE	0	0
HEARING	0	0
OTHER HEALTH IMPAIRED	0	0
MULTIPLE DISABILITIES	0	0
MULTIPLE (SSI)	0	0
PHYSICALLY	0	0
LEARNING DISABLED	40,794	61,204
SPEECH / LANGUAGE	4,000	5,100
TRAINABLE MENTALLY	0	0
VISUALLY	0	0
PRESCHOOL MOD DEV DELAY	0	0
PRESCHOOL SEV DEV DELAY	0	0
-SUBTOTAL	66,794	68,304
GIFTED PROGRAMS	1,000	400
BILINGUAL ED	0	0
REMEDIAL ED	0	0
VOCATIONAL & TECH ED	0	0
CAREER ED	0	0
- SUBTOTAL	1,000	400
TOTAL (INCL IN MAINT & OPER)	67,794	68,704

DUPLICATED COURSES FOR GIFTED PROG			
KDG	0	9	0
1	3	10	0
2	0	11	0
3	0	12	0
4	4	SUBTOTAL (0)	
5	0	KDG - 12	
6	1	ACTUAL EXPENDITURES	
7	0	K - 8	
8	0	9 - 12	
SUBTOTAL	8	TOTAL	400

MISCELLANEOUS DATA as of 6/30/93		
BONDS OUTSTANDING	109,000	
LAND & IMPROVEMENTS	4,000	
BUILDING & IMPROVEMENTS	1,230,000	
FURNITURE, EQUIP, VEHICLES	193,468	
CONSTRUCTION IN PROGRESS	0	
TAX RATES	ASSESSED VALUATION	
-- PRIMARY	2,6847	13,364,460
-- SECONDARY	7357	15,059,838
-- SRP		0

AVERAGE DAILY MEMBERSHIP	STATE AID ADM (RESIDENT)	ATTENDING ADM (RESIDENT)	ATTENDING ADM (NON RES)	TOTAL ATTENDING ADM
1990 - 1991				
ELEMENTARY	102,417	0,000	0,000	0,000
HIGH SCHOOL	0,000	0,000	0,000	0,000
-- TOTAL	102,417	0,000	0,000	0,000
1991 - 1992				
ELEMENTARY	127,385	102,415	0,000	102,415
HIGH SCHOOL	0,000	0,000	0,000	0,000
-- TOTAL	127,385	102,415	0,000	102,415
1992 - 1993				
ELEMENTARY	143,630	120,050	0,000	120,050
HIGH SCHOOL	0,000	0,000	0,000	0,000
-- TOTAL	143,630	120,050	0,000	120,050
ENROLLMENT				
1992 - 1993				160
ORIGINAL ENTRIES				7
TRANSFER STUDENTS				167
TOTAL STUDENTS SERVED				

STAFFING SUMMARY	NUMBER OF FTE'S	STUDENTS PER STAFF PERSON
CERTIFIED ---		
ADMNS	1	120.10
TEACHERS	8	15.00
OTHER	0	0.00
SUBTOTAL	9	13.30
CLASSIFIED ---		
MANAGERS	0	0.00
TEACH AIDS	2	60.00
OTHER	4	30.00
SUBTOTAL	6	20.00
TOTAL STAFF	15	8.00
TEACHER SALARIES		1,3931

FINANCIAL DATA FUND DESCRIPTION	JULY 1, 1992			EXPENDITURES		JUNE 30, 1993
	FUND BALANCE	REVENUES	TRANSFERS	BUDGET	ACTUAL	BALANCE
MAINTENANCE & OPER	38,984	168,728	0	216,710	214,399	(6,687)
CAPITAL OUTLAY	28,442	7,325	0	10,000	9,061	26,706
ADJACENT WAYS	0	0	0	0	0	0
DEBT SERVICE	0	0	0	0	0	0
SCHOOL PLANT	0	0	0	0	0	0
FEDERAL PROJECTS	0	0	0	0	0	0
STATE PROJECTS	0	0	0	0	0	0
FOOD SERVICES	541	1,494	0	0	1,416	619
AUXILIARY OPERATIONS	0	0	0	0	0	0
UNEMPLOYMENT INSUR	0	0	0	0	0	0
OTHER	0	0	0	0	0	0
TOTAL	67,967	177,547	0	226,710	224,876	20,638
NOT INCLUDED ABOVE						
BOND BUILDING	0	0	0	0	0	0
INTRGVMNTL AGRM.ITS	0	0	0	0	0	0
INDIRECT COSTS	0	0	0	0	0	0

Fiscal Year 1992 - 1993 Annual Report for the Arizona Department of Education

DESCRIPTION OF REVENUES RECEIVED BY SOURCE	LOCAL	COUNTY	STATE	FEDERAL	TOTAL REVENUES
MAINTENANCE & OPERATION	26,625	4,226	137,873	(15,650)	153,074
CAPITAL OUTLAY	1,291	289	5,745	0	7,325
ADJACENT WAYS	0	0	0	0	0
DEBT SERVICE	0	0	0	0	0
OTHER: SEE DESCRIPTION PAGE 35	0	0	0	0	0
TOTAL BY SOURCE	27,916	4,515	143,618	(15,650)	160,399
PERCENTAGE OF TOTAL REVENUES	17.40	2.80	89.50	9.80	100.00

SPECIAL EDUCATION PROGRAM EXPENDITURES - DESCRIPTION	BUDGET	ACTUAL
EDUCABLE MENTALLY	0	0
SERIOUSLY EMOTIONALLY	0	0
SERIOUSLY EMOT - PRIVATE	0	0
HEARING	0	0
OTHER HEALTH IMPAIRED	0	0
MULTIPLE DISABILITIES	0	0
MULTIPLE (SSI)	0	0
PHYSICALLY	0	0
LEARNING DISABLED	5,400	0
SPEECH / LANGUAGE	0	0
TRAINABLE MENTALLY	0	0
VISUALLY	0	0
PRESCHOOL MOD DEV DELAY	0	0
PRESCHOOL SEV DEV DELAY	0	0
-SUBTOTAL	5,400	0
GIFTED PROGRAMS	0	0
BILINGUAL ED	0	0
REMEDIATION ED	0	0
VOCATIONAL & TECH ED	0	0
CAREER ED	0	0
- SUBTOTAL	0	0
TOTAL (INCL IN MAINT & OPER)	5,400	0

DUPLICATED COUNTS FOR GIFTED PROG			
KDG	0	9	0
1	0	10	0
2	0	11	0
3	0	12	0
4	0		
5	0		
6	0		
7	0		
8	0		
SUBTOTAL	0	TOTAL	0

MISCELLANEOUS DATA as of 6/30/93		
BONDS OUTSTANDING		0
LAND & IMPROVEMENTS		1,600
BUILDING & IMPROVEMENTS		70,266
FURNITURE, EQUIP, VEHICLES		85,000
CONSTRUCTION IN PROGRESS		0
TAX RATES ASSESSED VALUATION		
.. PRIMARY	0.450	1,471,120
.. SECONDARY	0.0000	1,494,489
.. S.R.P.		0

AVERAGE DAILY MEMBERSHIP	STATE AID ADM (RESIDENT)	ATTENDING ADM (RESIDENT)	ATTENDING ADM (NON RES)	TOTAL ATTENDING ADM
1990 - 1991				
ELEMENTARY	45,681	45,795	0,000	45,795
HIGH SCHOOL	0,000	0,000	0,000	0,000
-- TOTAL	45,681	45,795	0,000	45,795
1991 - 1992				
ELEMENTARY	46,145	46,145	0,000	46,145
HIGH SCHOOL	0,000	0,000	0,000	0,000
-- TOTAL	46,145	46,145	0,000	46,145
1992 - 1993				
ELEMENTARY	43,185	43,185	0,000	43,185
HIGH SCHOOL	0,000	0,000	0,000	0,000
-- TOTAL	43,185	43,185	0,000	43,185
ENROLLMENT				
1992 - 1993				
ORIGINAL ENTRIES				47
TRANSFER STUDENTS				5
TOTAL STUDENTS SERVED				52

STAFFING SUMMARY	NUMBER OF FTE'S	STUDENTS PER STAFF PERSON
CERTIFIED ---		
ADMINS	0	0.00
TEACHERS	3	14.40
OTHER	0	0.00
SUBTOTAL	3	14.40
CLASSIFIED ---		
MANAGERS	0	0.00
TEACH AIDS	2	21.60
OTHER	2	21.60
SUBTOTAL	4	10.80
TOTAL STAFF	7	6.20
TEACHER SALARIES		0

FINANCIAL DATA FUND DESCRIPTION	JULY 1, 1992			EXPENDITURES		JUNE 30, 1993
	FUND BALANCE	REVENUES	TRANSFERS	BUDGET	ACTUAL	BALANCE
MAINTENANCE & OPER	21,065	105,464	0	133,024	105,747	20,782
CAPITAL OUTLAY	38,507	6,666	0	8,800	4,848	40,325
ADJACENT WAYS	0	0	0	0	0	0
DEBT SERVICE	0	0	0	0	0	0
SCHOOL PLANT	0	0	0	0	0	0
FEDERAL PROJECTS	0	0	0	0	0	0
STATE PROJECTS	0	0	0	0	0	0
FOOD SERVICES	1,288	4,881	0	1,105	3,724	2,445
AUXILIARY OPERATIONS	175	0	0	0	0	175
UNEMPLOYMENT INSUR	20,623	0	0	20,624	0	20,623
OTHER	151	74	0	151	0	225
TOTAL	81,809	117,086	0	163,704	114,319	84,675
NOT INCLUDED ABOVE						
BOND BUILDING	0	0	0	0	0	0
INTRGVMNTL AGRMNTS	0	0	0	0	0	0
INDIRECT COSTS	0	0	0	0	0	0

Fiscal Year 1992 - 1993 Annual Report for the Arizona Department of Education

DESCRIPTION OF REVENUES RECEIVED BY SOURCE	LOCAL	COUNTY	STATE	FEDERAL	TOTAL REVENUES
MAINTENANCE & OPERATION	105,462	0	0	(288)	105,174
CAPITAL OUTLAY	6,666	0	0	0	6,666
ADJACENT WAYS	0	0	0	0	0
DEBT SERVICE	0	0	0	0	0
OTHER: SEE DESCRIPTION PAGE 35	0	0	0	0	0
TOTAL BY SOURCE	112,128	0	0	(288)	111,840
PERCENTAGE OF TOTAL REVENUES	100.30	0.00	0.00	0.30	100.00

SPECIAL EDUCATION PROGRAM EXPENDITURES - DESCRIPTION	BUDGET	ACTUAL
EDUCABLE MENTALLY	0	0
SERIOUSLY EMOTIONALLY	0	0
SERIOUSLY EMOT - PRIVATE	0	0
HEARING	0	0
OTHER HEALTH IMPAIRED	0	0
MULTIPLE DISABILITIES	0	0
MULTIPLE (SSI)	0	0
PHYSICALLY	0	0
LEARNING DISABLED	2,500	0
SPEECH / LANGUAGE	0	0
TRAINABLE MENTALLY	0	0
VISUALLY	0	0
PRESCHOOL MOD DEV DELAY	0	0
PRESCHOOL SEV DEV DELAY	0	0
-SUBTOTAL	2,500	0
GIFTED PROGRAMS	0	0
BILINGUAL ED	0	0
REMEDIAL ED	500	254
VOCATIONAL & TECH ED	0	0
CAREER ED	0	0
SUBTOTAL	500	254
TOTAL (INCL IN MAINT & OPER)	3,000	254

DUPLICATED COUNTS FOR GIFTED PROG			
KDG	0	9	0
1	0	10	0
2	0	11	0
3	0	12	0
4	0	SUBTOTAL	0
5	0	KDG - 12	0
6	0	ACTUAL EXPENDITURES	
7	0	K - 8	0
8	0	9 - 12	0
SUBTOTAL	0	TOTAL	0

MISCELLANEOUS DATA as of 6/30/93	
BONDS OUTSTANDING	0
LAND & IMPROVEMENTS	0
BUILDING & IMPROVEMENTS	0
FURNITURE, EQUIP, VEHICLES	0
CONSTRUCTION IN PROGRESS	0
	TAX RATES ASSESSED VALUATION
-- PRIMARY	1.6511 6,479,506
-- SECONDARY	0.0000 6,686,794
-- S R P.	
	0

AVERAGE DAILY MEMBERSHIP	STATE AID ADM (RESIDENT)	ATTENDING ADM (RESIDENT)	ATTENDING ADM (NON RES)	TOTAL ATTENDING ADM
1990 - 1991				
ELEMENTARY	13,891	11,905	0,000	11,905
HIGH SCHOOL	0,000	0,000	0,000	0,000
-- TOTAL	13,891	11,905	0,000	11,905
1991 - 1992				
ELEMENTARY	16,490	14,330	0,000	14,330
HIGH SCHOOL	0,000	0,000	0,000	0,000
-- TOTAL	16,490	14,330	0,000	14,330
1992 - 1993				
ELEMENTARY	18,850	18,850	0,000	18,850
HIGH SCHOOL	0,000	0,000	0,000	0,000
-- TOTAL	18,850	18,850	0,000	18,850
ENROLLMENT 1992 - 1993				
ORIGINAL ENTRIES				17
TRANSFER STUDENTS				2
TOTAL STUDENTS SERVED				19

STAFFING SUMMARY	NUMBER OF FTE'S	STUDENTS PER STAFF PERSON
CERTIFIED --		
ADMINS	0	0.00
TEACHERS	2	8.40
OTHER	0	0.00
SUBTOTAL	2	8.40
CLASSIFIED		
MANAGERS	1	16.90
TEACH AIDS	1	16.90
OTHER	2	8.40
SUBTOTAL	4	4.20
TOTAL STAFF	6	2.80
TEACHER SALARIES		46,383



FINANCIAL DATA FUND DESCRIPTION	JULY 1, 1992			EXPENDITURES			JUNE 30, 1993
	FUND BALANCE	REVENUES	TRANSFERS	BUDGET	ACTUAL	BALANCE	
MAINTENANCE & OPER	183,661	56,217,903	(1,475)	56,495,368	55,774,402	625,687	
CAPITAL OUTLAY	2,391,892	5,204,617	(604)	4,745,800	4,514,570	3,081,335	
ADJACENT WAYS	128,525	685,037	0	1,004,954	485,019	328,543	
DEBT SERVICE	2,309,613	8,734,925	(2,742,834)	8,918,076	5,154,023	3,147,681	
SCHOOL PLANT	23,265	6,912	0	14,000	7,222	22,955	
FEDERAL PROJECTS	428,437	2,492,330	(396)	3,041,525	2,474,423	445,948	
STATE PROJECTS	28,004	535,956	0	591,887	519,989	43,973	
FOOD SERVICES	371,753	2,626,393	0	3,134,524	2,569,778	428,368	
AUXILIARY OPERATIONS	74,483	255,598	520	243,600	247,032	83,589	
UNEMPLOYMENT INSUR	217,281	78,386	21,417	185,021	78,600	238,484	
OTHER	408,309	454,909	4,691	608,271	608,597	259,312	
TOTAL	6,665,223	77,292,968	(2,718,681)	78,983,028	72,433,666	8,706,866	
NOT INCLUDED ABOVE							
BOND BUILDING	30,209,996	8,426,405	0	37,406,101	33,227,908	5,408,333	
INTRGVMNTL AGRMNTS	0	18,864	0	1,000	18,864	0	
INDIRECT COSTS	7,037	8,464	0	11,000	11,462	4,038	

Fiscal Year 1992 - 1993 Annual Report for the Arizona Department of Education

DESCRIPTION OF REVENUES RECEIVED BY SOURCE	LOCAL	COUNTY	STATE	FEDERAL	TOTAL REVENUES
MAINTENANCE & OPERATION	24,941,862	3,591,747	27,036,520	41,624	55,610,753
CAPITAL OUTLAY	2,218,921	377,792	2,607,905	0	5,204,618
ADJACENT WAYS	685,037	0	0	0	685,037
DEBT SERVICE	8,734,925	0	0	0	8,734,925
OTHER: SEE DESCRIPTION PAGE 35	6,912	0	535,958	2,492,330	3,035,200
TOTAL BY SOURCE	36,587,657	3,969,539	30,179,383	2,633,954	73,270,533
PERCENTAGE OF TOTAL REVENUES	49.90	5.40	41.20	3.50	100.00

SPECIAL EDUCATION PROGRAM EXPENDITURES - DESCRIPTION	BUDGET	ACTUAL
EDUCABLE MENTALLY	425,238	365,250
SERIOUSLY EMOTIONALLY	284,738	293,616
SERIOUSLY EMOT - PRIVATE	10,000	19,661
HEARING	77,125	80,968
OTHER HEALTH IMPAIRED	15,414	12,771
MULTIPLE DISABILITIES	260,618	217,526
MULTIPLE (SSI)	165,316	184,308
PHYSICALLY	0	0
LEARNING DISABLED	3,645,255	3,768,300
SPEECH / LANGUAGE	565,465	568,896
TRAINABLE MENTALLY	223,156	233,695
VISUALLY	20,875	17,895
PRESCHOOL MOD DEV DELAY	145,431	140,292
PRESCHOOL SEV DEV DELAY	23,253	27,482
-SUBTOTAL	6,025,497	6,072,310
GIFTED PROGRAMS	371,501	293,654
BILINGUAL ED	68,108	3,107
REMEDIATION ED	51,500	254
VOCATIONAL & TECH ED	616,906	533,245
CAREER ED	30,469	29,144
SUBTOTAL	1,138,484	859,404
TOTAL (INCL IN MAINT & OPER)	7,163,981	6,931,714

DUPLICATED COUNTS FOR GIFTED PROG			
KDG	0	9	57
1	12	10	39
2	35	11	55
3	98	12	47
4	119		198
5	118		962
6	104		ACTUAL EXPENDITURES
7	141		K - 8
8	137		9 - 12
SUBTOTAL	764	TOTAL	294,258

MISCELLANEOUS DATA as of 6/30/93	
BONDS OUTSTANDING	67,257,050
LAND & IMPROVEMENTS	7,743,554
BUILDING & IMPROVEMENTS	80,101,034
FURNITURE, EQUIP, VEHICLES	18,228,872
CONSTRUCTION IN PROGRESS	28,007,699
	TAX RATES
-- PRIMARY	0.0000
-- SECONDARY	0.0000
-- S R P	
	ASSESSED VALUATION
	645,154,896
	0
	123,272

AVERAGE DAILY MEMBERSHIP	STATE AID ADM (RESIDENT)	ATTENDING ADM (RESIDENT)	ATTENDING ADM (NON RES)	TOTAL ATTENDING ADM
1990 - 1991				
ELEMENTARY	11,646,655	11,526,745	115,415	11,642,180
HIGH SCHOOL	3,797,838	3,761,708	257,575	4,019,283
-- TOTAL	15,444,493	15,288,453	372,990	15,661,443
1991 - 1992				
ELEMENTARY	12,139,702	12,106,010	44,250	12,150,266
HIGH SCHOOL	4,010,483	3,958,034	104,520	4,062,554
-- TOTAL	16,150,185	16,064,044	148,770	16,212,814
1992 - 1993				
ELEMENTARY	12,864,381	12,844,515	32,740	12,877,255
HIGH SCHOOL	4,362,480	4,325,051	88,470	4,413,521
-- TOTAL	17,226,861	17,169,566	121,210	17,290,776
ENROLLMENT 1992 - 1993				
	ORIGINAL ENTRIES			20,779
	TRANSFER STUDENTS			618
	TOTAL STUDENTS SERVED			21,397

STAFFING SUMMARY	NUMBER OF FTE'S	STUDENTS PER STAFF PERSON
CERTIFIED ---		
ADMINS	66	262.00
TEACHERS	919	18.80
OTHER	52	132.50
SUBTOTAL	1,037	16.70
CLASSIFIED ---		
MANAGERS	31	557.80
TEACH AIDS	227	76.20
OTHER	466	37.10
SUBTOTAL	724	23.90
TOTAL STAFF	1,761	9.80
TEACHER SALARIES		23,643,899

FINANCIAL DATA FUND DESCRIPTION	JULY 1, 1992			EXPENDITURES		JUNE 30, 1993 BALANCE
	FUND BALANCE	REVENUES	TRANSFERS	BUDGET	ACTUAL	
MAINTENANCE & OPER	94,796	6,271,135	0	6,173,835	6,156,839	209,091
CAPITAL OUTLAY	170,660	233,059	0	348,500	348,500	55,239
ADJACENT WAYS	0	0	0	0	0	0
DEBT SERVICE	2,339,260	1,539,061	0	1,598,195	3,607,865	270,456
SCHOOL PLANT	0	2,797	0	400,000	0	2,797
FEDERAL PROJECTS	36,910	434,496	0	623,000	416,843	54,763
STATE PROJECTS	4,202	150,512	0	53,500	147,988	6,726
FOOD SERVICES	6,807	170,054	0	250,000	170,887	5,974
AUXILIARY OPERATIONS	1	1,812	0	175,000	1,813	0
UNEMPLOYMENT INSUR	0	0	0	0	0	0
OTHER	39,385	43,127	0	195,500	61,104	21,408
TOTAL	2,892,040	8,846,063	0	9,817,530	10,911,639	626,454
NOT INCLUDED ABOVE						
BOND BUILDING	0	0	0	0	0	0
INTRGVMNTL AGRMNTS	0	0	0	0	0	0
INDIRECT COSTS	0	0	0	0	0	0

Fiscal Year 1992 - 1993 Annual Report for the Arizona Department of Education

DESCRIPTION OF REVENUES RECEIVED BY SOURCE	LOCAL	COUNTY	STATE	FEDERAL	TOTAL REVENUES
MAINTENANCE & OPERATION	3,371,864	216,346	2,656,844	(97,230)	6,147,824
CAPITAL OUTLAY	97,397	10,745	124,917	0	233,059
ADJACENT WAYS	0	0	0	0	0
DEBT SERVICE	1,523,873	0	15,188	0	1,539,061
OTHER: SEE DESCRIPTION PAGE 35	2,797	0	150,512	434,496	587,805
TOTAL BY SOURCE	4,995,931	227,091	2,947,461	337,266	8,507,749
PERCENTAGE OF TOTAL REVENUES	58.70	2.70	34.60	4.00	100.00

SPECIAL EDUCATION PROGRAM EXPENDITURES - DESCRIPTION	BUDGET	ACTUAL
EDUCABLE MENTALLY	59,284	59,284
SERIOUSLY EMOTIONALLY	94,855	94,855
SERIOUSLY EMOT - PRIVATE	0	0
HEARING	1,186	1,825
OTHER HEALTH IMPAIRED	0	0
MULTIPLE DISABILITIES	30,827	30,827
MULTIPLE (SSI)	0	0
PHYSICALLY	0	0
LEARNING DISABLED	289,643	289,643
SPEECH / LANGUAGE	54,580	61,915
TRAINABLE MENTALLY	53,356	58,075
VISUALLY	0	0
PRESCHOOL MOD DEV DELAY	5,000	6,820
PRESCHOOL SEV DEV DELAY	5,000	6,250
-SUBTOTAL	593,731	609,494
GIFTED PROGRAMS	61,306	53,491
BILINGUAL ED	33,500	27,538
REMEDIAL ED	0	0
VOCATIONAL & TECH ED	150,500	138,200
CAREER ED	0	0
- SUBTOTAL	245,306	219,229
TOTAL (INCL IN MAINT & OPER)	839,037	828,723

DUPLICATED COUNTS FOR GIFTED PROG			
KDG	0	9	13
1	6	10	15
2	6	11	18
3	18	12	13
4	18		
5	21		
6	16		
7	13		
8	12		
SUBTOTAL	110	TOTAL	53,491

MISCELLANEOUS DATA as of 6/30/93		
BONDS OUTSTANDING	2,395,000	
LAND & IMPROVEMENTS	935,936	
BUILDING & IMPROVEMENTS	17,108,226	
FURNITURE, EQUIP, VEHICLES	3,808,089	
CONSTRUCTION IN PROGRESS	0	
TAX RATES	ASSESSED VALUATION	
-- PRIMARY	4 6896	86,583,832
-- SECONDARY	1 5994	87,460,215
-- SRP		0

AVERAGE DAILY MEMBERSHIP	STATE AID ADM (RESIDENT)	ATTENDING ADM (RESIDENT)	ATTENDING ADM (NON RES)	TOTAL ATTENDING ADM
1990 - 1991				
ELEMENTARY	1,191,335	1,191,335	5,075	1,196,410
HIGH SCHOOL	468,060	468,060	12,000	480,060
-- TOTAL	1,659,395	1,659,395	17,075	1,676,470
1991 - 1992				
ELEMENTARY	1,203,760	1,203,760	6,070	1,209,830
HIGH SCHOOL	521,756	524,538	7,830	532,368
-- TOTAL	1,725,516	1,728,298	13,900	1,742,198
1992 - 1993				
ELEMENTARY	1,252,680	1,252,680	8,190	1,260,870
HIGH SCHOOL	540,735	540,735	18,360	559,095
-- TOTAL	1,793,415	1,793,415	26,550	1,819,965
ENROLLMENT 1992 - 1993				
ORIGINAL ENTRIES				1,954
TRANSFER STUDENTS				149
TOTAL STUDENTS SERVED				2,103

STAFFING SUMMARY	NUMBER OF FTE'S	STUDENTS PER STAFF PERSON
CERTIFIED ---		
ADMINS	7	260.00
TEACHERS	105	17.30
OTHER	6	303.30
SUBTOTAL	118	15.40
CLASSIFIED ---		
MANAGERS	5	364.00
TEACH AIDS	14	130.00
OTHER	59	30.80
SUBTOTAL	78	23.30
TOTAL STAFF	196	9.30
TEACHER SALARIES		3,011,769

FINANCIAL DATA FUND DESCRIPTION	JULY 1, 1992			EXPENDITURES		JUNE 30, 1993
	FUND BALANCE	REVENUES	TRANSFERS	BUDGET	ACTUAL	BALANCE
MAINTENANCE & OPER	1,215,120	4,650,016	(699,504)	3,966,053	3,544,111	1,621,521
CAPITAL OUTLAY	1,607,310	188,968	751,000	908,950	662,686	1,885,252
ADJACENT WAYS	0	0	0	0	0	0
DEBT SERVICE	171	46	0	0	0	217
SCHOOL PLANT	3,311	0	0	0	0	3,311
FEDERAL PROJECTS	0	427,432	0	515,289	414,664	12,788
STATE PROJECTS	59,584	222,591	0	272,221	245,821	36,354
FOOD SERVICES	79,042	288,147	0	450,000	395,919	(28,730)
AUXILIARY OPERATIONS	0	0	0	0	0	0
UNEMPLOYMENT INSUR	3,785	157	0	25,000	460	3,482
OTHER	(704,339)	1,990,536	0	6,356,100	1,106,432	179,765
TOTAL	2,263,984	7,767,893	62,166	12,613,613	6,370,093	3,713,840
NOT INCLUDED ABOVE						
BOND BUILDING	0	0	0	0	0	0
INTRGVMNTL AGRMNTS	0	0	0	0	0	0
INDIRECT COSTS	5,139	8,886	0	25,000	0	14,025

Fiscal Year 1992 - 1993 Annual Report for the Arizona Department of Education

DESCRIPTION OF REVENUES RECEIVED BY SOURCE	LOCAL	COUNTY	STATE	FEDERAL	TOTAL REVENUES
MAINTENANCE & OPERATION	24,810	301,835	2,494,795	1,828,575	4,650,016
CAPITAL OUTLAY	188,098	0	0	870	188,968
ADJACENT WAYS	0	0	0	0	0
DEBT SERVICE	46	0	0	0	46
OTHER: SEE DESCRIPTION PAGE 35	0	0	222,591	427,432	650,023
TOTAL BY SOURCE	212,954	301,835	2,717,387	2,256,877	5,489,053
PERCENTAGE OF TOTAL REVENUES	3.90	5.50	49.50	41.10	100.00

SPECIAL EDUCATION PROGRAM EXPENDITURES - DESCRIPTION	BUDGET	ACTUAL
EDUCABLE MENTALLY	167,647	66,549
SERIOUSLY EMOTIONALLY	0	0
SERIOUSLY EMOT - PRIVATE	0	0
HEARING	0	7,425
OTHER HEALTH IMPAIRED	0	0
MULTIPLE DISABILITIES	0	17,288
MULTIPLE (SSI)	0	0
PHYSICALLY	0	0
LEARNING DISABLED	26,943	149,528
SPEECH / LANGUAGE	11,975	0
TRAINABLE MENTALLY	65,862	47,278
VISUALLY	0	0
PRESCHOOL MOD DEV DELAY	0	0
PRESCHOOL SEV DEV DELAY	0	0
-SUBTOTAL	299,370	303,982
GIFTED PROGRAMS	36,556	37,332
BILINGUAL ED	0	0
REMEDIAL ED	0	0
VOCATIONAL & TECH ED	0	0
CAREER ED	0	0
- SUBTOTAL	36,556	37,332
TOTAL (INCL IN MAINT & OPER)	335,926	341,314

DUPLICATED COUNTS FOR GIFTED PROG			
KDG	0	9	0
1	0	10	0
2	15	11	0
3	3	12	0
4	24	SUBTOTAL	0
5	18	KDG - 12	78
6	3	ACTUAL EXPENDITURES	
7	12	K - 8	37,332
8	3	9 - 12	0
SUBTOTAL	78	TOTAL	37,332

MISCELLANEOUS DATA as of 6/30/93	
BONDS OUTSTANDING	0
LAND & IMPROVEMENTS	298,876
BUILDING & IMPROVEMENTS	8,827,716
FURNITURE, EQUIP, VEHICLES	2,181,247
CONSTRUCTION IN PROGRESS	850,000
TAX RATES	ASSESSED VALUATION
-- PRIMARY 0.0000	1,754,700
-- SECONDARY 0.0000	1,758,128
-- S.R.P.	0

AVERAGE DAILY MEMBERSHIP	STATE AID ADM (RESIDENT)	ATTENDING ADM (RESIDENT)	ATTENDING ADM (NON RES)	TOTAL ATTENDING ADM
1990 - 1991				
ELEMENTARY	805,644	611,395	0,000	611,395
HIGH SCHOOL	39,790	0,000	0,000	0,000
-- TOTAL	845,434	611,395	0,000	611,396
1991 - 1992				
ELEMENTARY	601,409	618,405	0,000	618,405
HIGH SCHOOL	5,883	0,000	0,000	0,000
-- TOTAL	607,292	618,405	0,000	618,406
1992 - 1993				
ELEMENTARY	670,221	683,955	0,000	683,955
HIGH SCHOOL	51,961	0,000	0,000	0,000
-- TOTAL	722,182	683,955	0,000	683,955
ENROLLMENT 1992 - 1993				
		ORIGINAL ENTRIES		768
		TRANSFER STUDENTS		42
		TOTAL STUDENTS SERVED		810

STAFFING SUMMARY	NUMBER OF FTE'S	STUDENTS PER STAFF PERSON
CERTIFIED ---		
ADMINS	3	228.00
TEACHERS	39	17.50
OTHER	2	342.00
SUBTOTAL	44	15.50
CLASSIFIED ---		
MANAGERS	3	228.00
TEACH AIDS	27	25.30
OTHER	33	20.70
SUBTOTAL	63	10.90
TOTAL STAFF	107	6.40
TEACHER SALARIES		1,207,368



FINANCIAL DATA FUND DESCRIPTION	JULY 1, 1992			EXPENDITURES		JUNE 30, 1993
	FUND BALANCE	REVENUES	TRANSFERS	BUDGET	ACTUAL	BALANCE
MAINTENANCE & OPER	59,597	1,880,615	0	1,819,630	1,808,680	133,532
CAPITAL OUTLAY	58,979	145,415	0	113,272	113,023	89,371
ADJACENT WAYS	8	1	0	0	0	9
DEBT SERVICE	374,532	219,092	0	332,513	314,594	279,030
SCHOOL PLANT	2,800	0	0	0	0	2,600
FEDERAL PROJECTS	10,141	76,880	(1,803)	80,926	79,784	5,434
STATE PROJECTS	193	26,699	(52)	26,810	25,836	1,002
FOOD SERVICES	10,075	82,202	0	80,500	74,028	18,249
AUXILIARY OPERATIONS	0	9,583	0	8,500	2,780	6,803
UNEMPLOYMENT INSUR	0	2,853	0	3,000	0	2,853
OTHER	31,747	11,895	0	31,300	11,246	32,396
TOTAL	646,872	2,466,236	(1,856)	2,496,461	2,427,973	671,279
NOT INCLUDED ABOVE						
BOND BUILDING	0		0	0	0	0
INTRGMNTL AGRMNTS	0	0	0	0	0	0
INDIRECT COSTS	0	0	0	0	0	0

Fiscal Year 1992 - 1993 Annual Report for the Arizona Department of Education

DESCRIPTION OF REVENUES RECEIVED BY SOURCE	LOCAL	COUNTY	STATE	FEDERAL	TOTAL REVENUES
MAINTENANCE & OPERATION	1,032,580	70,095	719,766	41,385	1,863,826
CAPITAL OUTLAY	58,346	6,807	67,025	13,237	145,415
ADJACENT WAYS	1	0	0	0	1
DEBT SERVICE	219,092	0	0	0	219,092
OTHER: SEE DESCRIPTION PAGE 35	0	0	26,699	76,880	103,579
TOTAL BY SOURCE	1,310,019	76,902	813,490	131,502	2,331,913
PERCENTAGE OF TOTAL REVENUES	56.20	3.30	34.90	5.60	100.00

SPECIAL EDUCATION PROGRAM EXPENDITURES - DESCRIPTION	BUDGET	ACTUAL
EDUCABLE MENTALLY	0	0
SERIOUSLY EMOTIONALLY	0	0
SERIOUSLY EMOT - PRIVATE	0	0
HEARING	8,249	5,927
OTHER HEALTH IMPAIRED	0	0
MULTIPLE DISABILITIES	12,452	4,259
MULTIPLE (SSI)	0	5,000
PHYSICALLY	0	0
LEARNING DISABLED	86,364	91,611
SPEECH / LANGUAGE	5,042	5,804
TRAINABLE MENTALLY	0	0
VISUALLY	0	0
PRESCHOOL MOD DEV DELAY	0	0
PRESCHOOL SEV DEV DELAY	0	0
-SUBTOTAL	112,107	113,595
GIFTED PROGRAMS	2,665	0
BILINGUAL ED	0	0
REMEDIATION ED	0	0
VOCATIONAL & TECH ED	0	0
CAREER ED	0	0
- SUBTOTAL	2,665	0
TOTAL (INCL IN MAINT & OPER)	114,772	113,595

DUPLICATED COUNTS FOR GIFTED PROG			
KDG	0	9	0
1	0	10	0
2	0	11	0
3	6	12	0
4	1	SUBTOTAL	0
5	6	KDG - 12	15
6	2	ACTUAL EXPENDITURES	
7	0	K - 8	0
8	0	9 - 12	0
SUBTOTAL	15	TOTAL	0

MISCELLANEOUS DATA as of 6/30/93	
BONDS OUTSTANDING	2,500,000
LAND & IMPROVEMENTS	357,774
BUILDING & IMPROVEMENTS	2,677,942
FURNITURE, EQUIP, VEHICLES	703,552
CONSTRUCTION IN PROGRESS	0
TAX RATES	ASSESSED VALUATION
-- PRIMARY 4.6790	23,819,919
-- SECONDARY 7.353	24,970,567
-- SRP	1,228,261

AVERAGE DAILY MEMBERSHIP	STATE AID ADM (RESIDENT)	ATTENDING ADM (RESIDENT)	ATTENDING ADM (NON RES)	TOTAL ATTENDING ADM
1990 - 1991				
ELEMENTARY	302,945	302,945	10,580	313,525
HIGH SCHOOL	105,160	105,160	8,680	113,840
-- TOTAL	408,105	408,105	19,260	427,365
1991 - 1992				
ELEMENTARY	289,655	289,655	9,270	298,925
HIGH SCHOOL	114,360	114,360	9,180	123,540
-- TOTAL	404,015	404,015	18,450	422,465
1992 - 1993				
ELEMENTARY	294,195	294,195	7,110	301,305
HIGH SCHOOL	125,000	125,000	8,140	133,140
-- TOTAL	419,195	419,195	13,250	432,445
ENROLLMENT 1992 - 1993				
ORIGINAL ENTRIES				481
TRANSFER STUDENTS				17
TOTAL STUDENTS SERVED				498

STAFFING SUMMARY	NUMBER OF FTE'S	STUDENTS PER STAFF PERSON
CERTIFIED ---		
ADMINS	2	216.20
TEACHERS	28	15.40
OTHER	2	216.20
SUBTOTAL	32	13.50
CLASSIFIED ---		
MANAGERS	5	86.50
TEACH AIDS	8	54.10
OTHER	15	28.80
SUBTOTAL	28	15.40
TOTAL STAFF	60	7.20
TEACHER SALARIES		685,794

FINANCIAL DATA FUND DESCRIPTION	JULY 1, 1992			EXPENDITURES		JUNE 30, 1993
	FUND BALANCE	REVENUES	TRANSFERS	BUDGET	ACTUAL	BALANCE
MAINTENANCE & OPER	(248,208)	7,417,634	4,435	9,136,724	7,215,493	(39,630)
CAPITAL OUTLAY	475,777	856,704	0	959,625	724,280	608,201
ADJACENT WAYS	3,987	484	(4,435)	0	0	16
DEBT SERVICE	481,641	346,574	0	650,000	378,375	449,840
SCHOOL PLANT	12,591	5,890	0	50,000	0	18,481
FEDERAL PROJECTS	125,593	824,355	0	2,550,000	856,235	93,713
STATE PROJECTS	16,305	145,040	0	1,200,000	139,931	21,414
FOOD SERVICES	107,521	409,831	0	400,000	366,503	150,649
AUXILIARY OPERATIONS	36,871	80,200	0	250,000	84,017	33,054
UNEMPLOYMENT INSUR	2,124	61	0	30,000	0	2,205
OTHER	30,739	29,386	0	151,000	29,047	31,078
TOTAL	1,046,923	10,116,979	0	16,377,349	9,793,881	1,369,021
NOT INCLUDED ABOVE						
BOND BUILDING	0	0	0	0	0	0
INTRGVMTL AGRMNTS	0	35,511	0	100,000	25,307	10,204
INDIRECT COSTS	0	0	0	0	0	0

Fiscal Year 1992 - 1993 Annual Report for the Arizona Department of Education

DESCRIPTION OF REVENUES RECEIVED BY SOURCE	LOCAL	COUNTY	STATE	FEDERAL	TOTAL REVENUES
MAINTENANCE & OPERATION	2,281,557	483,031	4,240,998	412,048	7,417,634
CAPITAL OUTLAY	24,508	39,727	365,500	426,969	856,704
ADJACENT WAYS	484	0	0	0	484
DEBT SERVICE	346,574	0	0	0	346,574
OTHER: SEE DESCRIPTION PAGE 35	5,890	0	145,040	874,355	975,285
TOTAL BY SOURCE	2,859,013	522,758	4,761,538	1,683,372	9,596,681
PERCENTAGE OF TOTAL REVENUES	27.70	5.40	49.50	17.30	100.00

SPECIAL EDUCATION PROGRAM EXPENDITURES - DESCRIPTION	BUDGET	ACTUAL
EDUCABLE MENTALLY	31,725	62,351
SERIOUSLY EMOTIONALLY	49,853	27,278
SERIOUSLY EMOT - PRIVATE	0	0
HEARING	85,313	73,356
OTHER HEALTH IMPAIRED	0	0
MULTIPLE DISABILITIES	67,683	23,381
MULTIPLE (SSI)	36,973	31,791
PHYSICALLY	0	0
LEARNING DISABLED	172,221	149,642
SPEECH / LANGUAGE	53,479	57,674
TRAINABLE MENTALLY	94,450	85,389
VISUALLY	0	22,820
PRESCHOOL MOD DEV DELAY	0	7,794
PRESCHOOL SEV DEV DELAY	24,275	19,485
-SUBTOTAL	640,246	681,833
GIFTED PROGRAMS	36,598	38,684
BILINGUAL ED	0	583
REMEDIAL ED	0	0
VOCATIONAL & TECH ED	278,663	261,994
CAREER ED	0	0
-SUBTOTAL	316,261	301,261
TOTAL (INCL IN MAINT & OPER)	956,507	883,094

DUPLICATED COUNTS FOR GIFTED PROG			
KDG	0	9	0
1	0	10	0
2	0	11	0
3	16	12	0
4	28	SUBTOTAL	0
5	17	KDG - 12	135
6	26	ACTUAL EXPENDITURES	
7	21	K - 6	38,684
8	27	9 - 12	0
SUBTOTAL	135	TOTAL	38,684

MISCELLANEOUS DATA as of 6/30/93		
BONDS OUTSTANDING	393,750	
LAND & IMPROVEMENTS	0	
BUILDING & IMPROVEMENTS	0	
FURNITURE, EQUIP, VEHICLES	0	
CONSTRUCTION IN PROGRESS	0	
TAX RATES	ASSESSED VALUATION	
-- PRIMARY	5.1823	33,376,147
-- SECONDARY	2.6183	33,730,657
-- SRP		565,162

AVERAGE DAILY MEMBERSHIP	STATE AID ADM (RESIDENT)	ATTENDING ADM (RESIDENT)	ATTENDING ADM (NON RES)	TOTAL ATTENDING ADM
1990 - 1991				
ELEMENTARY	1,050,395	1,043,395	0,000	1,043,395
HIGH SCHOOL	641,895	641,895	0,000	641,895
-- TOTAL	1,692,290	1,685,290	0,000	1,685,290
1991 - 1992				
ELEMENTARY	1,116,970	1,109,810	0,000	1,109,810
HIGH SCHOOL	839,170	838,170	0,000	838,170
-- TOTAL	1,756,140	1,747,980	0,000	1,747,980
1992 - 1993				
ELEMENTARY	1,157,565	1,153,025	0,000	1,153,025
HIGH SCHOOL	637,750	636,750	2,000	638,750
-- TOTAL	1,795,315	1,789,775	2,000	1,791,775
ENROLLMENT		ORIGINAL ENTRIES		1,909
1992 - 1993		TRANSFER STUDENTS		116
		TOTAL STUDENTS SERVED		2,025

STAFFING SUMMARY	NUMBER OF FTE'S	STUDENTS PER STAFF PERSON
CERTIFIED		
ADMINS	9	199.10
TEACHERS	100	17.90
OTHER	21	85.30
SUBTOTAL	130	13.80
CLASSIFIED		
MANAGERS	3	597.30
TEACH AIDS	16	112.00
OTHER	56	32.00
SUBTOTAL	75	23.90
TOTAL STAFF	205	8.70
TEACHER SALARIES		0



FINANCIAL DATA FUND DESCRIPTION	JULY 1, 1992			EXPENDITURES		JUNE 30, 1993
	FUND BALANCE	REVENUES	TRANSFERS	BUDGET	ACTUAL	BALANCE
MAINTENANCE & OPER	74,093	2,062,293	0	2,121,493	2,064,786	71,600
CAPITAL OUTLAY	73,462	109,201	0	144,872	126,354	56,309
ADJACENT WAYS	0	0	0	0	0	0
DEBT SERVICE	33,334	831,988	0	678,948	231,381	633,941
SCHOOL PLANT	3,425	9,615	0	6,000	7,185	5,855
FEDERAL PROJECTS	29,486	87,650	0	114,409	81,042	36,104
STATE PROJECTS	4,194	2,000	0	3,789	1,411	4,783
FOOD SERVICES	0	2,481	0	6,000	1,673	788
AUXILIARY OPERATIONS	10,223	10,000	0	10,000	14,741	5,482
UNEMPLOYMENT INSUR	22,340	874	0	6,000	4,663	18,551
OTHER	12,686	5,651	0	9,250	7,456	10,881
TOTAL	263,263	3,121,733	0	3,100,761	2,540,692	844,294
NOT INCLUDED ABOVE						
BOND BUILDING	4,600,761	0	0	4,600,761	4,549,600	51,161
INTRGMNTL AGRMNTS	0	0	0	0	0	0
INDIRECT COSTS	0	0	0	0	0	0

Fiscal Year 1992 - 1993 Annual Report for the Arizona Department of Education

DESCRIPTION OF REVENUES RECEIVED BY SOURCE	LOCAL	COUNTY	STATE	FEDERAL	TOTAL REVENUES
MAINTENANCE & OPERATION	2,058,332	0	467	2,990	2,061,789
CAPITAL OUTLAY	109,181	0	20	0	109,201
ADJACENT WAYS	0	0	0	0	0
DEBT SERVICE	831,988	0	0	0	831,988
OTHER: SEE DESCRIPTION PAGE 35	9,615	0	2,000	87,650	99,265
TOTAL BY SOURCE	3,009,116	0	2,487	90,640	3,102,243
PERCENTAGE OF TOTAL REVENUES	97.00	0.00	0.10	2.90	100.00

SPECIAL EDUCATION PROGRAM EXPENDITURES - DESCRIPTION	BUDGET	ACTUAL
EDUCABLE MENTALLY	0	0
SERIOUSLY EMOTIONALLY	0	0
SERIOUSLY EMOT - PRIVATE	0	0
HEARING	0	0
OTHER HEALTH IMPAIRED	0	0
MULTIPLE DISABILITIES	0	0
MULTIPLE (SSI)	0	0
PHYSICALLY	0	0
LEARNING DISABLED	130,717	126,582
SPEECH / LANGUAGE	8,866	7,020
TRAINABLE MENTALLY	0	0
VISUALLY	0	0
PRESCHOOL MOD DEV DELAY	0	0
PRESCHOOL SEV DEV DELAY	0	0
-SUBTOTAL	142,508	138,522
GIFTED PROGRAMS	41,909	41,107
BILINGUAL ED	0	0
REMEDIAL ED	0	0
VOCATIONAL & TECH ED	0	0
CAREER ED	0	0
- SUBTOTAL	41,909	41,107
TOTAL (INCL IN MAINT & OPER)	184,417	177,634

DUPLICATED COUNTS FOR GIFTED PROG			
KDG	0	9	7
1	0	10	5
2	4	11	6
3	11	12	6
4	3	SUBTOTAL	24
5	9	KDG - 12	72
6	8	ACTUAL EXPENDITURES	
7	8	K - 8	29,362
8	5	9 - 12	11,745
SUBTOTAL	48	TOTAL	41,107

MISCELLANEOUS DATA as of 6/30/93	
BONDS OUTSTANDING	4,500,000
LAND & IMPROVEMENTS	773,440
BUILDING & IMPROVEMENTS	13,730,478
FURNITURE, EQUIP, VEHICLES	2,101,668
CONSTRUCTION IN PROGRESS	0
TAX RATES ASSESSED VALUATION	
- PRIMARY	1 0884 181,620,300
- SECONDARY	4534 181,676,776
-- SRP	247,500

AVERAGE DAILY MEMBERSHIP	STATE AID ADM (RESIDENT)	ATTENDING ADM (RESIDENT)	ATTENDING ADM (NON RES)	TOTAL ATTENDING ADM
1990 - 1991				
ELEMENTARY	305 385	305 385	0 000	305 385
HIGH SCHOOL	117 830	117 830	0 000	117 830
-- TOTAL	423 016	423 016	0 000	423 016
1991 - 1992				
ELEMENTARY	291 425	291 425	0 000	291 425
HIGH SCHOOL	119 820	119 820	0 000	119 820
-- TOTAL	411 245	411 245	0 000	411 245
1992 - 1993				
ELEMENTARY	310 485	310 485	0 000	310 485
HIGH SCHOOL	114 470	114 470	0 000	114 470
-- TOTAL	424 955	424 955	0 000	424 955
ENROLLMENT 1992 - 1993				
ORIGINAL ENTRIES			454	
TRANSFER STUDENTS			26	
TOTAL STUDENTS SERVED			480	

STAFFING SUMMARY	NUMBER OF FTE'S	STUDENTS PER STAFF PERSON
CERTIFIED ---		
ADMINS	3	141 70
TEACHERS	27	15 70
OTHER	2	212 50
SUBTOTAL	32	13 30
CLASSIFIED ---		
MANAGERS	1	425 00
TEACH AIDS	5	85 00
OTHER	14	30 40
SUBTOTAL	20	21 20
TOTAL STAFF	52	8 20
TEACHER SALARIES		825,965

FINANCIAL DATA FUND DESCRIPTION	JULY 1, 1992			EXPENDITURES			JUNE 30, 1993
	FUND BALANCE	REVENUES	TRANSFERS	BUDGET	ACTUAL	BALANCE	
MAINTENANCE & OPER	19,318	14,016,225	0	11,499,957	11,201,865	2,833,876	
CAPITAL OUTLAY	3,627,328	1,081,418	0	4,272,347	3,706,626	1,002,118	
ADJACENT WAYS	450,025	14,525	0	350,000	0	464,550	
DEBT SERVICE	4,178,390	3,640,366	0	3,933,088	3,941,776	3,874,980	
SCHOOL PLANT	417	7,502	0	0	0	7,919	
FEDERAL PROJECTS	43,823	2,291,181	0	2,260,000	2,154,402	180,802	
STATE PROJECTS	(50)	331,278	0	620,000	337,425	(6,197)	
FOOD SERVICES	24,845	790,471	0	800,000	827,177	(11,861)	
AUXILIARY OPERATIONS	12,646	40,629	0	150,000	49,345	3,930	
UN EMPLOYMENT INSUR	1,481	46	0	0	114	1,413	
OTHER	146,444	481,584	0	758,000	383,968	244,060	
TOTAL	8,602,665	22,696,226	0	24,643,392	22,602,696	8,595,190	
NOT INCLUDED ABOVE							
BOND BUILDING	671,285	0	0	6,000,000	470,333	200,952	
INTRGVMNTL AGRMNTS	85	3	0	30,000	0	88	
INDIRECT COSTS	0	0	0	0	0	0	

Fiscal Year 1992 - 1993 Annual Report for the Arizona Department of Education

DESCRIPTION OF REVENUES RECEIVED BY SOURCE	LOCAL	COUNTY	STATE	FEDERAL	TOTAL REVENUES
MAINTENANCE & OPERATION	1,320,543	609,230	5,909,528	6,138,871	13,978,172
CAPITAL OUTLAY	111,537	161,663	773,135	35,33	1,081,418
ADJACENT WAYS	14,525	0	0	0	14,525
DEBT SERVICE	3,259,397	0	380,969	0	3,640,366
OTHER: SEE DESCRIPTION PAGE 35	7,502	0	331,278	2,291,181	2,629,961
TOTAL BY SOURCE	4,713,504	770,893	7,394,910	8,465,135	21,344,442
PERCENTAGE OF TOTAL REVENUES	22.10	3.60	34.60	39.70	100.00

SPECIAL EDUCATION PROGRAM EXPENDITURES - DESCRIPTION	BUDGET	ACTUAL
EDUCABLE MENTALLY	38,936	35,758
SERIOUSLY EMOTIONALLY	17,304	15,893
SERIOUSLY EMOT - PRIVATE	0	0
HEARING	4,326	3,973
OTHER HEALTH IMPAIRED	0	0
MULTIPLE DISABILITIES	17,304	15,892
MULTIPLE (SSI)	8,652	7,948
PHYSICALLY	0	0
LEARNING DISABLED	600,461	551,464
SPEECH / LANGUAGE	91,713	84,230
TRAINABLE MENTALLY	56,239	51,050
VISUALLY	17,304	15,892
PRESCHOOL MOD DEV DELAY	8,652	7,946
PRESCHOOL SEV DEV DELAY	0	0
-SUBTOTAL	865,217	794,617
GIFTED PROGRAMS	42,50	49,718
BILINGUAL ED	103,172	106,750
REMEDIAL ED	0	0
VOCATIONAL & TECH ED	300,394	295,422
CAREER ED	0	0
- SUBTOTAL	446,116	451,890
TOTAL (INCL IN MAINT & OPER)	1,311,333	1,246,507

DUPLICATED COUNTS FOR GIFTED PROG			
KDG	4	9	0
1	5	10	0
2	13	11	0
3	11	12	0
4	18	SUBTOTAL	0
5	11	KDG - 12	101
6	17	ACTUAL EXPENDITURES	
7	12	K - 8	49,718
8	10	9 - 12	0
SUBTOTAL	101	TOTAL	49,718

MISCELLANEOUS DATA as of 6/30/93		
BONDS OUTSTANDING	4,100,000	
LAND & IMPROVEMENTS	3,984,236	
BUILDING & IMPROVEMENTS	31,121,450	
FURNITURE, EQUIP, VEHICLES	9,657,566	
CONSTRUCTION IN PROGRESS	0	
TAX RATES	ASSESSED VALUATION	
-- PRIMARY	0.0000	42,410,626
-- SECONDARY	10.3309	42,414,049
-- S.R.P		649,818

AVERAGE DAILY MEMBERSHIP	STATE AID ADM (RESIDENT)	ATTENDING ADM (RESIDENT)	ATTENDING ADM (NON RES)	TOTAL ATTENDING ADM
1990 - 1991				
ELEMENTARY	1,599,495	1,599,495	0,000	1,599,495
HIGH SCHOOL	775,203	775,203	5,257	780,460
-- TOTAL	2,374,698	2,374,698	5,267	2,379,965
1991 - 1992				
ELEMENTARY	1,615,770	1,626,265	0,000	1,626,265
HIGH SCHOOL	798,081	817,030	11,590	828,620
-- TOTAL	2,413,854	2,443,295	11,590	2,464,885
1992 - 1993				
ELEMENTARY	1,641,691	1,647,660	0,000	1,647,660
HIGH SCHOOL	870,965	870,965	0,000	870,965
-- TOTAL	2,512,656	2,518,626	0,000	2,518,626
ENROLLMENT 1992 - 1993				
ORIGINAL ENTRIES				2,738
TRANSFER STUDENTS				70
TOTAL STUDENTS SERVED				2,808

STAFFING SUMMARY	NUMBER OF FTE'S	STUDENTS PER STAFF PERSON
CERTIFIED ---		
ADMINS	12	209.90
TEACHERS	163	15.50
OTHER	16	157.40
SUBTOTAL	191	17.20
CLASSIFIED --		
MANAGERS	8	314.80
TEACH AIDS	62	40.60
OTHER	146	17.30
SUBTOTAL	216	11.70
TOTAL STAFF	407	6.20
TEACHER SALARIES		4,977,513

FINANCIAL DATA FUND DESCRIPTION	JULY 1, 1992			EXPENDITURES		JUNE 30, 1993 BALANCE
	FUND BALANCE	REVENUES	TRANSFERS	BUDGET	ACTUAL	
MAINTENANCE & OPER	881,723	3,399,605	574,671	4,570,856	4,542,717	313,282
CAPITAL OUTLAY	551,827	2,040,980	(574,603)	1,150,000	1,103,401	914,803
ADJACENT WAYS	0	0	0	0	0	0
DEBT SERVICE	88,504	79,644	0	88,000	85,650	82,498
SCHOOL PLANT	0	11,734	(3,537)	0	0	8,197
FEDERAL PROJECTS	(89,656)	798,980	41,384	985,000	693,933	58,755
STATE PROJECTS	27	57,783	(1)	54,500	13,531	44,258
FOOD SERVICES	75,159	296,783	0	400,000	371,784	158
AUXILIARY OPERATIONS	0	0	0	0	0	0
UNEMPLOYMENT INSUR	75,143	2,237	0	40,000	69,278	8,102
OTHER	81,865	68,360	0	8,873,000	90,673	59,352
TOTAL	1,864,392	6,786,048	37,914	16,139,166	6,970,947	1,487,406
NOT INCLUDED ABOVE						
BOND BUILDING	3,292	0	0	400,000	0	3,292
INTRGMNTL AGRMNTS	21,423	1,359	0	40,000	0	22,782
INDIRECT COSTS	19,301	12,851	0	35,000	15,473	16,679

Fiscal Year 1992 - 1993 Annual Report for the Arizona Department of Education

DESCRIPTION OF REVENUES RECEIVED BY SOURCE	LOCAL	COUNTY	STATE	FEDERAL	TOTAL REVENUES
MAINTENANCE & OPERATION	15,420	286,282	2,424,815	673,088	3,399,605
CAPITAL OUTLAY	54,417	67,176	606,204	1,313,183	2,040,980
ADJACENT WAYS	0	0	0	0	0
DEBT SERVICE	79,644	0	0	0	79,644
OTHER: SEE DESCRIPTION PAGE 35	11,734	0	57,763	798,960	868,457
TOTAL BY SOURCE	161,215	353,458	3,088,782	2,785,231	6,389,686
PERCENTAGE OF TOTAL REVENUES	2.50	5.50	48.30	43.60	100.00

SPECIAL EDUCATION PROGRAM EXPENDITURES - DESCRIPTION	BUDGET	ACTUAL
EDUCABLE MENTALLY	5,339	5,247
SERIOUSLY EMOTIONALLY	0	0
SERIOUSLY EMOT - PRIVATE	0	0
HEARING	3,771	4,000
OTHER HEALTH IMPAIRED	0	0
MULTIPLE DISABILITIES	37,651	40,000
MULTIPLE (SSI)	30,751	130,000
PHYSICALLY	0	0
LEARNING DISABLED	8,330	9,000
SPEECH / LANGUAGE	295,301	232,000
TRAINABLE MENTALLY	15,931	0
VISUALLY	84,300	0
PRESCHOOL MOD DEV DELAY	0	0
PRESCHOOL SEV DEV DELAY	0	0
-SUBTOTAL	481,374	420,247
GIFTED PROGRAMS	42,851	13,186
BILINGUAL ED	110,075	131,447
REMEDIAL ED	0	0
VOCATIONAL & TECH ED	0	0
CAREER ED	0	0
- SUBTOTAL	152,926	144,633
TOTAL (INCL IN MAINT & OPER)	634,300	564,880

DUPLICATED COUNTS FOR GIFTED PROG			
KDG	0	9	0
1	0	10	0
2	1	11	0
3	2	12	0
4	3	SUBTOTAL	0
5	6	KDG - 12	31
6	10	ACTUAL EXPENDITURES	
7	5	K - 8	13,186
8	4	9 - 12	0
SUBTOTAL	31	TOTAL	13,186

MISCELLANEOUS DATA as of 6/30/93		
BONDS OUTSTANDING	290,000	
LAND & IMPROVEMENTS	749,313	
BUILDING & IMPROVEMENTS	12,640,785	
FURNITURE, EQUIP, VEHICLES	3,036,299	
CONSTRUCTION IN PROGRESS	0	
TAX RATES	ASSESSED VALUATION	
-- PRIMARY	0.0000	1,097,377
-- SECONDARY	7.1184	1,097,377
-- S R P		0

AVERAGE DAILY MEMBERSHIP	STATE AID ADM (RESIDENT)	ATTENDING ADM (RESIDENT)	ATTENDING ADM (NON RES)	TOTAL ATTENDING ADM
1990 - 1991				
ELEMENTARY	757,055	754,645	0,000	754,645
HIGH SCHOOL	117,860	49,590	0,000	49,590
-- TOTAL	874,915	804,235	0,000	804,235
1991 - 1992				
ELEMENTARY	728,798	726,355	0,000	726,355
HIGH SCHOOL	120,988	61,380	0,000	61,380
-- TOTAL	649,786	787,735	0,000	787,735
1992 - 1993				
ELEMENTARY	638,240	647,475	0,000	647,475
HIGH SCHOOL	144,775	0,000	0,000	0,000
-- TOTAL	783,015	647,475	0,000	647,475
ENROLLMENT 1992 - 1993				
	ORIGINAL ENTRIES			850
	TRANSFER STUDENTS			144
	TOTAL STUDENTS SERVED			794

STAFFING SUMMARY	NUMBER OF FTE'S	STUDENTS PER STAFF PERSON
CERTIFIED ---		
ADMINS	9	71.90
TEACHERS	50	12.90
OTHER	2	323.70
SUBTOTAL	61	10.60
CLASSIFIED ---		
MANAGERS	5	129.50
TEACH AIDS	33	19.60
OTHER	60	10.80
SUBTOTAL	98	6.60
TOTAL STAFF	159	4.10
TEACHER SALARIES		1,326,841

FINANCIAL DATA FUND DESCRIPTION	JULY 1, 1992			EXPENDITURES		JUNE 30, 1993 BALANCE
	FUND BALANCE	REVENUES	TRANSFERS	BUDGET	ACTUAL	
MAINTENANCE & OPER	(32,658)	7,125,278	0	6,721,954	6,659,218	433,402
CAPITAL OUTLAY	167,812	665,722	0	752,878	713,443	120,091
ADJACENT WAYS	258,900	36,635	0	175,000	79,651	215,884
DEBT SERVICE	696,610	1,081,713	0	920,000	1,415,300	362,023
SCHOOL PLANT	21,415	944	0	0	0	22,359
FEDERAL PROJECTS	27,446	427,887	0	480,700	429,984	25,349
STATE PROJECTS	3,841	84,399	0	91,100	83,043	5,197
FOOD SERVICES	4,518	382,044	0	350,000	341,851	44,711
AUXILIARY OPERATIONS	65,821	101,693	0	120,000	91,682	75,832
UNEMPLOYMENT INSUR	0	0	0	0	0	0
OTHER	140,518	37,113	0	234,000	13,154	164,477
TOTAL	1,363,223	9,943,428	0	9,845,432	9,827,326	1,469,326
NOT INCLUDED ABOVE						
BOND BUILDING	169,176	0	0	185,000	29,958	139,218
INTRGVMNNTL AGRMNTS	0	0	0	0	0	0
INDIRECT COSTS	0	0	0	0	0	0

Fiscal Year 1992 - 1993 Annual Report for the Arizona Department of Education

DESCRIPTION OF REVENUES RECEIVED BY SOURCE	LOCAL	COUNTY	STATE	FEDERAL	TOTAL REVENUES
MAINTENANCE & OPERATION	2,556,494	442,794	4,061,917	2,457	7,063,662
CAPITAL OUTLAY	133,531	51,254	480,937	0	665,722
ADJACENT WAYS	34,984	0	1,651	0	36,635
DEBT SERVICE	1,080,587	0	1,126	0	1,081,713
OTHER: SEE DESCRIPTION PAGE 35	944	0	84,399	427,887	513,230
TOTAL BY SOURCE	3,806,540	494,048	4,630,030	430,344	9,360,962
PERCENTAGE OF TOTAL REVENUES	40.70	5.30	49.50	4.60	100.00

SPECIAL EDUCATION PROGRAM EXPENDITURES - DESCRIPTION	BUDGET	ACTUAL
EDUCABLE MENTALLY	87,715	93,539
SERIOUSLY EMOTIONALLY	21,044	13,116
SERIOUSLY EMOT - PRIVATE	0	0
HEARING	0	0
OTHER HEALTH IMPAIRED	0	0
MULTIPLE DISABILITIES	0	0
MULTIPLE (SSI)	0	0
PHYSICALLY	0	0
LEARNING DISABLED	545,067	582,122
SPEECH / LANGUAGE	99,609	77,910
TRAINABLE MENTALLY	37,383	18,692
VISUALLY	0	0
PRESCHOOL MOD DEV DELAY	0	0
PRESCHOOL SEV DEV DELAY	0	0
-SUBTOTAL	790,818	785,379
GIFTED PROGRAMS	85,636	83,074
BILINGUAL ED	500	443
REMEDIAL ED	0	0
VOCATIONAL & TECH ED	66,380	63,286
CAREER ED	0	0
-SUBTOTAL	152,516	146,803
TOTAL (INCL IN MAINT & OPER)	943,334	932,182

DUPLICATED COUNTS FOR GIFTED PROG			
KDG	0	9	15
1	0	10	10
2	2	11	11
3	22	12	3
4	8	SUBTOTAL 39	
5	23	KDG - 12 148	
6	4	ACTUAL EXPENDITURES	
7	17	K - 8 68,553	
8	8	9 - 12 14,521	
SUBTOTAL	109	TOTAL	83,074

MISCELLANEOUS DATA as of 6/30/93	
BONDS OUTSTANDING	5,840,000
LAND & IMPROVEMENTS	707,972
BUILDING & IMPROVEMENTS	11,096,207
FURNITURE, EQUIP, VEHICLES	2,872,974
CONSTRUCTION IN PROGRESS	0
TAX RATES	ASSESSED VALUATION
-- PRIMARY 5.1450	51,508,214
-- SECONDARY 1.2034	52,541,372
-- S.R.P.	0

AVERAGE DAILY MEMBERSHIP	STATE AID ADM (RESIDENT)	ATTENDING ADM (RESIDENT)	ATTENDING ADM (NON RES)	TOTAL ATTENDING ADM
1990 - 1991				
ELEMENTARY	1,372,110	1,372,110	12,860	1,384,970
HIGH SCHOOL	488,810	488,810	24,180	512,970
-- TOTAL	1,860,920	1,860,920	37,020	1,897,940
1991 - 1992				
ELEMENTARY	1,397,870	1,397,870	24,460	1,422,330
HIGH SCHOOL	491,680	491,680	20,520	512,200
-- TOTAL	1,889,550	1,889,550	44,980	1,934,530
1992 - 1993				
ELEMENTARY	1,415,785	1,415,785	22,380	1,438,165
HIGH SCHOOL	518,700	518,700	27,440	546,140
-- TOTAL	1,934,485	1,934,485	49,820	1,984,305
ENROLLMENT 1992 - 1993				
ORIGINAL ENTRIES				2,142
TRANSFER STUDENTS				228
TOTAL STUDENTS SERVED				2,370

STAFFING SUMMARY	NUMBER OF FTE'S	STUDENTS PER STAFF PERSON
CERTIFIED ---		
ADMINS	8	248.00
TEACHERS	114	17.40
OTHER	6	330.70
SUBTOTAL	128	15.50
CLASSIFIED ---		
MANAGERS	9	220.50
TEACH AIDS	12	165.40
OTHER	50	39.70
SUBTOTAL	71	27.90
TOTAL STAFF	199	10.00
TEACHER SALARIES	5	3,307,252

FINANCIAL DATA FUND DESCRIPTION	JULY 1, 1992			EXPENDITURES		JUNE 30, 1993
	FUND BALANCE	REVENUES	TRANSFERS	BUDGET	ACTUAL	BALANCE
MAINTENANCE & OPER	(50,683)	8,155,496	181	8,140,688	8,128,905	(23,931)
CAPITAL OUTLAY	2,008	436,028	0	364,723	363,074	74,962
ADJACENT WAYS	89,376	315,270	0	380,000	367,512	37,134
DEBT SERVICE	121,979	377,938	0	367,030	151,186	348,751
SCHOOL PLANT	2,085	7,284	0	0	0	9,369
FEDERAL PROJECTS	86,407	598,651	0	618,000	628,750	58,308
STATE PROJECTS	5,582	73,459	0	9,500	73,724	5,327
FOOD SERVICES	98,869	337,865	0	475,000	400,867	35,867
AUXILIARY OPERATIONS	32,378	130,925	0	0	110,506	52,797
UNEMPLOYMENT INSUR	0	0	0	0	0	0
OTHER	26,718	65,149	(210)	123,000	35,487	56,170
TOTAL	414,729	10,498,066	(49)	10,477,941	10,267,991	864,764
NOT INCLUDED ABOVE						
BOND BUILDING	2,359,382	0	0	2,375,000	2,201,640	157,742
INTRGVMNTL AGRMNTS	0	69,429	0	250,000	69,120	309
INDIRECT COSTS	0	0	0	0	0	0

Fiscal Year 1992 - 1993 Annual Report for the Arizona Department of Education

DESCRIPTION OF REVENUES RECEIVED BY SOURCE	LOCAL	COUNTY	STATE	FEDERAL	TOTAL REVENUES
MAINTENANCE & OPERATION	2,072,259	624,201	5,424,913	34,123	8,155,496
CAPITAL OUTLAY	137,640	20,023	278,365	0	436,028
ADJACENT WAYS	297,785	0	17,485	0	315,270
DEBT SERVICE	373,912	0	4,026	0	377,938
OTHER: SEE DESCRIPTION PAGE 35	7,284	0	73,459	598,651	679,394
TOTAL BY SOURCE	2,888,880	644,224	6,799,248	632,774	9,964,126
PERCENTAGE OF TOTAL REVENUES	29.00	6.50	58.20	6.40	100.00

SPECIAL EDUCATION PROGRAM EXPENDITURES - DESCRIPTION	BUDGET	ACTUAL
EDUCABLE MENTALLY	0	0
SERIOUSLY EMOTIONALLY	5,080	5,025
SERIOUSLY EMO - PRIVATE	0	0
HEARING	3,607	3,568
OTHER HEALTH IMPAIRED	3,472	3,434
MULTIPLE DISABILITIES	42,933	42,465
MULTIPLE (SSI)	0	0
PHYSICALLY	0	0
LEARNING DISABLED	493,042	487,667
SPEECH / LANGUAGE	61,042	50,486
TRAINABLE MENTALLY	14,515	14,357
VISUALLY	1,200	1,187
PRESCHOOL MOD DEV DELAY	0	0
PRESCHOOL SEV DEV DELAY	0	0
-SUBTOTAL	642,670	635,666
GIFTED PROGRAMS	58,235	55,694
BILINGUAL ED	39,483	35,447
REMEDIAL ED	0	0
VOCATIONAL & TECH ED	69,729	81,285
CAREER ED	0	0
- SUBTOTAL	167,447	172,426
TOTAL (INCL IN MAINT & OPER)	810,117	808,091

DUPLICATED COUNTS FOR GIFTED PROG			
KDG	0	9	17
1	0	10	17
2	20	11	9
3	37	12	9
4	34	SUBTOTAL	
5	38	KDG - 12	
6	43	ACTUAL EXPENDITURES	
7	24	K - 8	
8	16	9 - 12	
SUBTOTAL	212	TOTAL	55,694

MISCELLANEOUS DATA as of 6/30/93		
BONDS OUTSTANDING	2,525,000	
LAND & IMPROVEMENTS	0	
BUILDING & IMPROVEMENTS	20,000	
FURNITURE, EQUIP, VEHICLES	329,279	
CONSTRUCTION IN PROGRESS	2,012,613	
TAX RATES	ASSESSED VALUATION	
-- PRIMARY	5 5332	46,296,714
-- SECONDARY	5410	46,886,766
-- SRP		1,586,052

AVERAGE DAILY MEMBERSHIP	STATE AID ADM (RESIDENT)	ATTENDING ADM (RESIDENT)	ATTENDING ADM (NON RES)	TOTAL ATTENDING ADM
1990 - 1991				
ELEMENTARY	1,701,805	1,701,805	0,000	1,701,805
HIGH SCHOOL	609,460	609,060	1,000	610,060
-- TOTAL	2,311,265	2,310,865	1,000	2,311,865
1991 - 1992				
ELEMENTARY	1,702,340	1,702,340	0,000	1,702,340
HIGH SCHOOL	662,740	662,740	1,850	664,590
-- TOTAL	2,365,080	2,365,080	1,850	2,366,930
1992 - 1993				
ELEMENTARY	1,691,285	1,691,285	0,000	1,691,285
HIGH SCHOOL	735,810	735,810	1,240	737,050
-- TOTAL	2,427,095	2,427,095	1,240	2,428,335
ENROLLMENT				
1992 - 1993				2,702
				78
				2,780

STAFFING SUMMARY	NUMBER OF FTE'S	STUDENTS PER STAFF PERSON
CERTIFIED ---		
ADMINS	10	242.80
TEACHERS	132	18.40
OTHER	12	202.40
SUBTOTAL	154	15.80
CLASSIFIED ---		
MANAGERS	5	485.70
TECH AIDS	24	101.20
OTHER	80	30.40
SUBTOTAL	109	27.30
TOTAL STAFF	263	9.20
TEACHER SALARIES		3,675,157

FINANCIAL DATA FUND DESCRIPTION	JULY 1, 1992			EXPENDITURES		JUNE 30, 1993
	FUND BALANCE	REVENUES	TRANSFERS	BUDGET	ACTUAL	BALANCE
MAINTENANCE & OPER	700,331	9,439,200	0	9,725,137	9,114,566	1,024,965
CAPITAL OUTLAY	5,041,254	1,775,381	0	5,000,000	3,883,052	3,133,583
ADJACENT WAYS	0	0	0	0	0	0
DEBT SERVICE	0	0	0	0	0	0
SCHOOL PLANT	22,841	9,257	0	0	0	31,898
FEDERAL PROJECTS	(49,985)	1,807,892	(22,107)	1,519,376	1,566,573	169,227
STATE PROJECTS	19,448	151,954	(2,764)	148,534	147,622	21,014
FOOD SERVICES	175,658	592,108	(9,734)	551,000	556,718	201,314
AUXILIARY OPERATIONS	41,877	2,659	0	82,000	2,720	41,816
UNEMPLOYMENT INSUR	0	0	0	0	0	0
OTHER	261,288	92,949	0	302,692	40,667	313,570
TOTAL	6,212,610	13,871,400	(34,606)	17,328,739	16,111,918	4,937,387
NOT INCLUDED ABOVE						
BOND BUILDING	0	0	0	0	0	0
INTRGVMNTL AGRMNTS	0	0	0	0	0	0
INDIRECT COSTS	480	28,312	0	29,000	27,562	1,230

Fiscal Year 1992 - 1993 Annual Report for the Arizona Department of Education

DESCRIPTION OF REVENUES RECEIVED BY SOURCE	LOCAL	COUNTY	STATE	FEDERAL	TOTAL REVENUES
MAINTENANCE & OPERATION	57,795	635,406	5,319,734	3,392,141	9,405,076
CAPITAL OUTLAY	189,035	149,059	1,434,313	2,974	1,775,381
ADJACENT WAYS	0	0	0	0	0
DEBT SERVICE	0	0	0	0	0
OTHER: SEE DESCRIPTION PAGE 35	9,257	0	151,954	1,807,892	1,969,103
TOTAL BY SOURCE	256,087	784,465	6,906,001	5,203,007	13,149,560
PERCENTAGE OF TOTAL REVENUES	1.9%	6.0%	52.5%	39.6%	100.0%

SPECIAL EDUCATION PROGRAM EXPENDITURES - DESCRIPTION	BUDGET	ACTUAL
EDUCABLE MENTALLY	0	0
SERIOUSLY EMOTIONALLY	0	0
SERIOUSLY EMOT - PRIVATE	0	0
HEARING	27,012	25,384
OTHER HEALTH IMPAIRED	0	0
MULTIPLE DISABILITIES	262,398	244,083
MULTIPLE (SSI)	0	0
PHYSICALLY	0	0
LEARNING DISABLED	629,593	588,066
SPEECH / LANGUAGE	32,781	29,290
TRAINABLE MENTALLY	61,741	58,580
VISUALLY	11,576	8,787
PRE-SCHOOL MOD DEV DELAY	0	0
PRE-SCHOOL SEV DEV DELAY	7,717	7,500
-SUBTOTAL	1,048,263	976,336
GIFTED PROGRAMS	0	0
BILINGUAL ED	0	0
REMEDIAL ED	0	0
VOCATIONAL & TECH ED	245,922	306,589
CAREER ED	0	0
- SUBTOTAL	245,922	306,589
TOTAL (INCL IN MAINT & OPER)	1,294,185	1,282,924

DUPLICATED COUNTS FOR GIFTED PROG			
KDG	0	9	0
1	0	10	0
2	2	11	0
3	0	12	0
4	0	SUBTOTAL	0
5	3	KDG - 12	5
6	0	ACTUAL EXPENDITURES	
7	0	K - 8	0
8	0	9 - 12	0
SUBTOTAL	5	TOTAL	0

MISCELLANEOUS DATA as of 6/30/93	
BONDS OUTSTANDING	0
LAND & IMPROVEMENTS	1,090,957
BUILDING & IMPROVEMENTS	24,717,698
FURNITURE, EQUIP, VEHICLES	2,348,095
CONSTRUCTION IN PROGRESS	520,846
TAX RATES	ASSESSED VALUATION
-- PRIMARY 0.0000	1,661,178
-- SECONDARY 0.0000	1,661,743
-- S.R.P.	0

AVERAGE DAILY MEMBERSHIP	STATE AID ADM (RESIDENT)	ATTENDING ADM (RESIDENT)	ATTENDING ADM (NON RES)	TOTAL ATTENDING ADM
1990 - 1991				
ELEMENTARY	1,426,240	1,424,240	0,000	1,424,240
HIGH SCHOOL	427,858	427,418	0,000	427,418
-- TOTAL	1,854,098	1,851,658	0,000	1,851,658
1991 - 1992				
ELEMENTARY	1,578,720	1,577,120	0,000	1,577,120
HIGH SCHOOL	444,433	447,850	0,000	447,850
-- TOTAL	2,023,153	2,024,970	0,000	2,024,970
1992 - 1993				
ELEMENTARY	1,680,325	1,658,915	0,000	1,658,915
HIGH SCHOOL	405,845	413,300	0,000	413,300
- TOTAL	2,086,170	2,072,215	0,000	2,072,215
ENROLLMENT				
1992 - 1993				2,394
				12
				2,406
	ORIGINAL ENTRIES			
	TRANSFER STUDENTS			
	TOTAL STUDENTS SERVED			

STAFFING SUMMARY	NUMBER OF FTE'S	STUDENTS PER STAFF PERSON
CERTIFIED ---		
ADMNS	8	259.00
TEACHERS	132	15.70
OTHER	14	148.00
SUBTOTAL	154	13.50
CLASSIFIED ---		
MANAGERS	8	259.00
TEACH AIDS	56	37.00
OTHER	80	25.90
SUBTOTAL	144	14.40
TOTAL STAFF	298	7.00
TEACHER SALARIES		4,220,615

FINANCIAL DATA FUND DESCRIPTION	JULY 1, 1992			EXPENDITURES		JUNE 30, 1993
	FUND BALANCE	REVENUES	TRANSFERS	BUDGET	ACTUAL	BALANCE
MAINTENANCE & OPER	155,349	7,908,378	14	8,048,580	7,844,787	419,088
CAPITAL OUTLAY	32,280	652,236	0	979,110	974,131	10,385
ADJACENT WAYS	0	0	0	0	0	0
DEBT SERVICE	649,353	601,088	0	897,500	554,324	696,117
SCHOOL PLANT	17,790	1,891	0	15,800	15,809	3,872
FEDERAL PROJECTS	124,790	1,091,050	(1,107)	1,280,783	1,049,404	155,829
STATE PROJECTS	3,581	18,787	(14)	31,094	18,195	6,139
FOOD SERVICES	0	0	0	0	0	0
AUXILIARY OPERATIONS	17,859	90,852	0	140,000	88,740	19,771
UNEMPLOYMENT INSUR	78,500	2,519	0	88,000	5,560	75,459
OTHER	5,887	6,798	0	15,097	4,849	8,036
TOTAL	1,086,389	10,673,379	(10,476)	11,493,464	10,363,698	1,394,694
NOT INCLUDED ABOVE						
BOND BUILDING	0	0	0	0	0	0
INTRGVMNTL AGRMNTS	0	0	0	0	0	0
INDIRECT COSTS	0	5,053	0	20,000	0	5,053

Fiscal Year 1992 - 1993 Annual Report for the Arizona Department of Education

DESCRIPTION OF REVENUES RECEIVED BY SOURCE	LOCAL	COUNTY	STATE	FEDERAL	TOTAL REVENUES
MAINTENANCE & OPERATION	1,594,960	621,097	5,459,251	233,070	7,908,378
CAPITAL OUTLAY	194,475	72,479	681,693	3,589	952,236
ADJACENT WAYS	0	0	0	0	0
DEBT SERVICE	599,656	0	1,432	0	601,088
OTHER: SEE DESCRIPTION PAGE 35	1,891	0	18,767	1,091,050	1,111,708
TOTAL BY SOURCE	2,390,982	693,576	6,161,143	1,327,709	10,673,410
PERCENTAGE OF TOTAL REVENUES	22.60	6.60	58.30	12.60	100.00

SPECIAL EDUCATION PROGRAM EXPENDITURES - DESCRIPTION	BUDGET	ACTUAL
EDUCABLE MENTALLY	19,327	18,495
SERIOUSLY EMOTIONALLY	0	0
SERIOUSLY EMOT - PRIVATE	0	0
HEARING	25,768	24,658
OTHER HEALTH IMPAIRED	0	0
MULTIPLE DISABILITIES	64,424	61,648
MULTIPLE (SSI)	21,860	0
PHYSICALLY	0	0
LEARNING DISABLED	367,248	352,941
SPEECH / LANGUAGE	64,421	61,648
TRAINABLE MENTALLY	96,635	92,471
VISUALLY	6,442	6,164
PRESCHOOL MOD DEV DELAY	0	0
PRESCHOOL SEV DEV DELAY	29,152	27,895
-SUBTOTAL	696,280	646,920
GIFTED PROGRAMS	159,223	150,087
BILINGUAL ED	123,699	118,369
REMEDIAL ED	0	0
VOCATIONAL & TECH ED	418,147	400,888
CAREER ED	0	0
- SUBTOTAL	701,069	669,344
TOTAL (INCL IN MAINT & OPER)	1,398,349	1,316,264

DUPLICATED COUNTS FOR GIFTED PROG			
KDG	3	9	0
1	9	10	0
2	22	11	0
3	12	12	0
4	24	SUBTOTAL	
5	20	KDG - 12	147
6	20	ACTUAL EXPENDITURES	
7	19	K - 8	116,614
8	18	9 - 12	33,473
SUBTOTAL	147	TOTAL	150,087

MISCELLANEOUS DATA as of 6/30/93		
BONDS OUTSTANDING	543,341	
LAND & IMPROVEMENTS	917,374	
BUILDING & IMPROVEMENTS	9,904,789	
FURNITURE, EQUIP, VEHICLES	4,429,579	
CONSTRUCTION IN PROGRESS	0	
TAX RATES	ASSESSED VALUATION	
-- PRIMARY	4.4917	29,292,467
-- SECONDARY	3.5214	29,747,045
-- SRP		0

AVERAGE DAILY MEMBERSHIP	STATE AID ADM (RESIDENT)	ATTENDING ADM (RESIDENT)	ATTENDING ADM (NON RES)	TOTAL ATTENDING ADM
1990 - 1991				
ELEMENTARY	1,512,810	1,512,810	22,340	1,535,150
HIGH SCHOOL	724,860	724,860	27,850	747,710
-- TOTAL	2,237,670	2,237,670	44,190	2,282,860
1991 - 1992				
ELEMENTARY	1,579,750	1,579,750	22,340	1,602,090
HIGH SCHOOL	719,760	719,760	26,450	746,210
-- TOTAL	2,299,510	2,299,510	48,790	2,348,300
1992 - 1993				
ELEMENTARY	1,626,580	1,626,580	23,300	1,649,880
HIGH SCHOOL	733,670	733,670	24,130	757,800
-- TOTAL	2,360,250	2,360,250	47,430	2,407,680
ENROLLMENT 1992 - 1993				
ORIGINAL ENTRIES				2,853
TRANSFER STUDENTS				135
TOTAL STUDENTS SERVED				2,788

STAFFING SUMMARY	NUMBER OF FTE'S	STUDENTS PER STAFF PERSON
CERTIFIED ---		
ADMINS	10	240.8
TEACHERS	128	18.80
OTHER	16	150.50
SUBTOTAL	154	15.60
CLASSIFIED		
MANAGERS	3	802.60
TEACH AIDS	30	80.30
OTHER	59	40.80
SUBTOTAL	92	26.20
TOTAL STAFF	246	9.80
TEACHER SALARIES		3,796,359

FINANCIAL DATA FUND DESCRIPTION	JULY 1, 1992			EXPENDITURES		JUNE 30, 1993 BALANCE
	FUND BALANCE	REVENUES	TRANSFERS	BUDGET	ACTUAL	
MAINTENANCE & OPER	2,870,777	72,325,875	(120,091)	71,942,707	68,079,967	6,996,564
CAPITAL OUTLAY	11,806,715	8,485,112	177,057	14,994,077	12,518,570	7,950,314
ADJ/ CENT WAYS	802,276	366,915	(4,435)	905,000	447,163	717,593
DEBT SERVICE	8,960,774	8,717,510	0	9,462,774	10,680,431	6,997,853
SCHOOL PLANT	86,275	56,914	(3,537)	471,800	22,994	116,858
FEDERAL PROJECTS	344,965	8,866,434	6,867	11,007,483	8,369,414	948,852
STATE PROJECTS	116,915	1,264,462	(2,831)	2,511,048	1,232,529	146,017
FOOD SERVICES	582,494	3,351,746	(9,734)	3,762,500	3,507,387	417,119
AUXILIARY OPERATIONS	217,676	468,153	0	935,500	446,344	239,485
UNEMPLOYMENT INSUR	183,373	8,767	0	192,000	80,075	112,065
OTHER	72,738	2,832,548	(210)	17,048,939	1,783,882	1,121,193
TOTAL	26,044,978	106,744,438	43,086	133,233,828	107,168,767	26,663,743
NOT INCLUDED ABOVE						
BOND BUILDING	7,803,898	0	0	13,560,761	7,251,531	552,365
INTRGMNTL AGRMNTS	21,508	106,302	0	420,000	94,427	33,383
INDIRECT COSTS	24,920	55,102	0	109,000	43,035	36,987

Fiscal Year 1992 - 1993 Annual Report for the Arizona Department of Education

DESCRIPTION OF REVENUES RECEIVED BY SOURCE	LOCAL	COUNTY	STATE	FEDERAL	TOTAL REVENUES
MAINTENANCE & OPERATION	16,386,614	4,290,317	38,713,028	12,66,518	72,051,478
CAPITAL OUTLAY	1,298,165	578,933	4,812,109	1,791,905	8,486,112
ADJACENT WAYS	347,779	0	19,136	0	366,915
DEBT SERVICE	8,314,769	0	402,741	0	8,717,510
OTHER: SEE DESCRIPTION PAGE 35	56,914	0	1,264,462	8,866,434	10,187,810
TOTAL BY SOURCE	26,404,241	4,869,250	46,211,477	23,323,857	99,808,826
PERCENTAGE OF TOTAL REVENUES	26.50	4.90	45.30	23.40	100.00

SPECIAL EDUCATION PROGRAM EXPENDITURES - DESCRIPTION	BUDGET	ACTUAL
EDUCABLE MENTALLY	409,973	341,223
SERIOUSLY EMOTIONALLY	188,136	156,167
SERIOUSLY EMOT - PRIVATE	0	0
HEARING	159,232	150,116
OTHER HEALTH IMPAIRED	3,472	3,434
MULTIPLE DISABILITIES	535,672	479,843
MULTIPLE (SSI)	98,236	175,731
PHYSICALLY	0	0
LEARNING DISABLED	3,349,629	3,378,266
SPEECH / LANGUAGE	768,822	667,977
TRAINABLE MENTALLY	496,112	426,492
VISUALLY	120,822	54,850
PRESCHOOL MOD DEV DELAY	13,652	22,560
PRESCHOOL SEV DEV DELAY	66,144	61,130
-SUBTOTAL	3,111,684	6,003,694
GIFTED PROGRAMS	567,229	522,373
BILINGUAL ED	410,729	420,577
REMEDIAL ED	0	0
VOCATIONAL & TECH ED	1,527,735	1,547,664
CAREER ED	0	0
- SUBTOTAL	2,507,893	2,460,614
TOTAL (INCL IN MAINT & OPER)	8,819,277	8,494,208

DUPLICATED COUNTS FOR GIFTED PROG			
KDG	7	9	52
1	20	10	47
2	110	11	44
3	138	12	31
4	161	SUBTOTAL 174	
5	172	KDG - 12 1,165	
6	149	ACTUAL EXPENDITURES	
7	131	K - 8 454,909	
8	103	9 - 12 67,484	
SUBTOTAL	991	TOTAL	522,373

MISCELLANEOUS DATA as of 6/30/93	
BONDS OUTSTANDING	23,087,091
LAND & IMPROVEMENTS	9,815,878
BUILDING & IMPROVEMENTS	131,844,791
FURNITURE, EQUIP, VEHICLES	31,468,348
CONSTRUCTION IN PROGRESS	3,383,459
TAX RATES	ASSESSED VALUATION
-- PRIMARY 0.0000	499,421,472
-- SECONDARY 0.0000	0
-- SRP	4,276,793

AVERAGE DAILY MEMBERSHIP	STATE AID ADM (RESIDENT)	ATTENDING ADM (RESIDENT)	ATTENDING ADM (NON RES)	TOTAL ATTENDING ADM
1990 - 1991				
ELEMENTARY	11,825,219	11,819,560	50,855	11,870,415
HIGH SCHOOL	4,516,586	4,407,686	73,947	4,481,633
-- TOTAL	16,341,806	16,227,246	124,802	16,352,048
1991 - 1992				
ELEMENTARY	12,106,476	12,122,755	62,140	12,188,895
HIGH SCHOOL	4,688,675	4,597,328	77,420	4,674,748
-- TOTAL	16,795,151	16,720,083	139,560	16,869,643
1992 - 1993				
ELEMENTARY	12,359,052	12,382,040	60,960	12,443,020
HIGH SCHOOL	4,879,681	4,689,400	79,310	4,768,710
-- TOTAL	17,238,733	17,071,440	140,290	17,211,730
ENROLLMENT 1992 - 1993				
	ORIGINAL ENTRIES			18,845
	TRANSFER STUDENTS			1,017
	TOTAL STUDENTS SERVED			19,862

STAFFING SUMMARY	NUMBER OF FTE'S	STUDENTS PER STAFF PERSON
CERTIFIED		
ADMINS	81	212.50
TEACHERS	1,018	16.90
OTHER	99	173.90
SUBTOTAL	1,198	14.40
CLASSIFIED		
MANAGERS	55	312.90
TEACH AID	287	60.00
OTHER	652	26.40
SUBTOTAL	994	17.30
TOTAL STAFF	2,192	7.90
TEACHER SALARIES		27,034,633

FINANCIAL DATA FUND DESCRIPTION	JULY 1, 1992			EXPENDITURES		JUNE 30, 1993
	FUND BALANCE	REVENUES	TRANSFERS	BUDGET	ACTUAL	BALANCE
MAINTENANCE & OPER	74,324	2,902,089	0	2,929,406	2,879,059	97,354
CAPITAL OUTLAY	224,481	278,032	0	257,438	256,097	246,396
ADJACENT WAYS	0	0	0	0	0	0
DEBT SERVICE	7,344	398	0	0	0	7,742
SCHOOL PLANT	64,257	2,934	0	0	0	67,191
FEDERAL PROJECTS	3,100	218,963	0	233,798	210,558	12,205
STATE PROJECTS	0	1,022	0	2,185	1,038	24
FOOD SERVICES	18,459	102,256	0	117,000	94,032	26,683
AUXILIARY OPERATIONS	0	0	0	0	0	0
UNEMPLOYMENT INSUR	0	0	0	0	0	0
OTHER	59,632	10,706	0	200	864	69,474
TOTAL	462,317	3,816,400	0	3,640,026	3,441,648	627,069
NOT INCLUDED ABOVE						
BOND BUILDING	0	0	0	0	0	0
INTRGMNTL AGRMNTS	0	0	0	0	0	0
INDIRECT COSTS	0	0	0	0	0	0

Fiscal Year 1992 - 1993 Annual Report for the Arizona Department of Education

DESCRIPTION OF REVENUES RECEIVED BY SOURCE	LOCAL	COUNTY	STATE	FEDERAL	TOTAL REVENUES
MAINTENANCE & OPERATION	288,354	267,326	2,343,576	0	2,859,256
CAPITAL OUTLAY	10,533	28,160	239,339	0	278,032
ADJACENT WAYS	0	0	0	0	0
DEBT SERVICE	398	0	0	0	398
OTHER: SEE DESCRIPTION PAGE 35	2,934	0	1,022	218,963	222,919
TOTAL BY SOURCE	302,219	295,486	2,543,937	218,963	3,360,605
PERCENTAGE OF TOTAL REVENUES	9.00	8.80	75.70	6.50	100.00

SPECIAL EDUCATION PROGRAM EXPENDITURES - DESCRIPTION	BUDGET	ACTUAL
EDUCABLE MENTALLY	15,000	15,000
SERIOUSLY EMOTIONALLY	10,000	9,261
SERIOUSLY EMOT - PRIVATE	0	0
HEARING	5,000	0
OTHER HEALTH IMPAIRED	0	0
MULTIPLE DISABILITIES	0	0
MULTIPLE (SSI)	0	0
PHYSICALLY	0	0
LEARNING DISABLED	126,030	126,030
SPEECH / LANGUAGE	14,400	14,400
TRAINABLE MENTALLY	10,000	10,000
VISUALLY	0	0
PRESCHOOL MOD DEV DELAY	0	0
PRESCHOOL SEV DEV DELAY	0	0
- SUBTOTAL	180,430	174,691
GIFTED PROGRAMS	2,000	2,000
BILINGUAL ED	82,608	82,608
REMEDIAL ED	0	0
VOCATIONAL & TECH ED	0	0
CAREER ED	1,000	0
- SUBTOTAL	86,608	84,608
TOTAL (INCL IN MAINT & OPER)	266,038	259,299

DUPLICATED COUNTS FOR GIFTED PROG			
KDG	0	9	0
1	0	10	0
2	1	11	0
3	1	12	0
4	4	SUBTOTAL	0
5	5	KDG - 12	23
6	9	ACTUAL EXPENDITURES	
7	2	K - 8	3,500
8	1	9 - 12	690
SUBTOTAL	23	TOTAL	4,190

MISCELLANEOUS DATA as of 6/30/93		
BONDS OUTSTANDING		0
LAND & IMPROVEMENTS		24,040
BUILDING & IMPROVEMENTS		50,359
FURNITURE, EQUIP, VEHICLES		115,421
CONSTRUCTION IN PROGRESS		0
	TAX RATES	ASSESSED VALUATION
-- PRIMARY	4.7268	7,260,073
-- SECONDARY	0.0000	7,748,555
-- S.R.P.		0

AVERAGE DAILY MEMBERSHIP	STATE AID ADM (RESIDENT)	ATTENDING ADM (RESIDENT)	ATTENDING ADM (NON RES)	TOTAL ATTENDING ADM
1990 - 1991				
ELEMENTARY	398,580	398,580	1,000	399,580
HIGH SCHOOL	172,980	172,980	1,000	173,980
-- TOTAL	671,560	671,560	2,000	673,560
1991 - 1992				
ELEMENTARY	358,415	358,415	0,000	358,415
HIGH SCHOOL	182,620	182,620	1,000	183,620
-- TOTAL	541,035	541,035	1,000	542,035
1992 - 1993				
ELEMENTARY	347,050	347,050	0,000	347,050
HIGH SCHOOL	172,670	172,670	0,000	172,670
-- TOTAL	519,720	519,720	0,000	519,720
ENROLLMENT 1992 - 1993				585
ORIGINAL ENTRIES				24
TRANSFER STUDENTS				589
TOTAL STUDENTS SERVED				

STAFFING SUMMARY	NUMBER OF FTE'S	STUDENTS PER STAFF PERSON
CERTIFIED ---		
ADMINS	3	173.20
TEACHERS	34	15.30
OTHER	3	173.20
SUBTOTAL	40	13.00
CLASSIFIED ---		
MANAGERS	2	259.90
TEACH AIDS	8	65.00
OTHER	23	22.60
SUBTOTAL	33	15.70
TOTAL STAFF	73	7.10
TEACHER SALARIES		983,333

FINANCIAL DATA FUND DESCRIPTION	JULY 1, 1992			EXPENDITURES		JUNE 30, 1993
	FUND BALANCE	REVENUES	TRANSFERS	BUDGET	ACTUAL	BALANCE
MAINTENANCE & OPER	(127,597)	3,758,265	0	3,348,568	3,600,492	30,178
CAPITAL OUTLAY	71,497	305,548	0	144,406	241,949	135,096
ADJACENT WAYS	0	0	0	0	0	0
DEBT SERVICE	39,111	308,699	0	335,359	267,469	80,341
SCHOOL PLANT	0	0	0	0	0	0
FEDERAL PROJECTS	9,408	166,084	3,606	149,471	164,425	14,673
STATE PROJECTS	2,283	2,062	18	1,000	1,032	3,311
FOOD SERVICES	10,000	158,564	0	123,087	149,324	17,240
AUXILIARY OPERATIONS	0	0	0	0	0	0
UNEMPLOYMENT INSUR	12,236	444	0	0	0	12,679
OTHER	4,582	14,878	0	0	14,354	4,884
TOTAL	21,478	4,712,342	3,624	4,101,891	4,439,046	298,400
NOT INCLUDED ABOVE						
BOND BUILDING	0	0	0	0	0	0
INTRGMNTL AGRMNTS	0	0	0	0	0	0
INDIRECT COSTS	0	0	0	0	0	0

Fiscal Year 1992 - 1993 Annual Report for the Arizona Department of Education

DESCRIPTION OF REVENUES RECEIVED BY SOURCE	LOCAL	COUNTY	STATE	FEDERAL	TOTAL REVENUES
MAINTENANCE & OPERATION	923,867	286,067	2,532,539	15,792	3,758,265
CAPITAL OUTLAY	14,126	31,644	259,778	0	305,548
ADJACENT WAYS	0	0	0	0	0
DEBT SERVICE	308,699	0	0	0	308,699
OTHER: SEE DESCRIPTION PAGE 35	0	0	2,062	166,084	168,146
TOTAL BY SOURCE	1,246,692	317,711	2,794,379	181,876	4,640,658
PERCENTAGE OF TOTAL REVENUES	27.50	7.00	61.50	4.00	100.00

SPECIAL EDUCATION PROGRAM EXPENDITURES - DESCRIPTION	BUDGET	ACTUAL
EDUCABLE MENTALLY	35,091	0
SERIOUSLY EMOTIONALLY	39,039	46,297
SERIOUSLY EMOT - PRIVATE	0	0
HEARING	0	0
OTHER HEALTH IMPAIRED	0	0
MULTIPLE DISABILITIES	0	190,207
MULTIPLE (SSI)	0	0
PHYSICALLY	0	0
LEARNING DISABLED	163,209	0
SPEECH / LANGUAGE	28,834	28,162
TRAINABLE MENTALLY	8,766	0
VISUALLY	0	0
PRESCHOOL MOD DEV DELAY	17,850	13,248
PRESCHOOL SEV DEV DELAY	0	26,495
-SUBTOTAL	292,789	304,409
GIFTED PROGRAMS	0	7,624
BILINGUAL ED	43,003	24,847
REMEDIAL ED	0	0
VOCATIONAL & TECH ED	0	0
CAREER ED	0	0
- SUBTOTAL	43,003	32,471
TOTAL (INCL IN MAINT & OPER)	335,792	336,880

DUPLICATED COUNTS FOR GIFTED PROG			
KDG	0	9	0
1	0	10	0
2	4	11	0
3	5	12	0
4	5	SUBTOTAL	0
5	12	KDG - 12	35
6	3	ACTUAL EXPENDITURES	
7	4	K - 8	7,624
8	1	9 - 12	0
SUBTOTAL	35	TOTAL	7,624

MISCELLANEOUS DATA as of 6/30/93		
BONDS OUTSTANDING		1,000,000,000
LAND & IMPROVEMENTS		23,000
BUILDING & IMPROVEMENTS		77,982
FURNITURE, EQUIP, VEHICLES		334,260
CONSTRUCTION IN PROGRESS		0
	TAX RATES	ASSESSED VALUATION
-- PRIMARY	8.4689	12,132,206
-- SECONDARY	2.3248	12,509,193
-- S.R.P.		0

AVERAGE DAILY MEMBERSHIP	STATE AID ADM (RESIDENT)	ATTENDING ADM (RESIDENT)	ATTENDING ADM (NON RES)	TOTAL ATTENDING ADM
1990 - 1991				
ELEMENTARY	550,400	547,600	0,000	547,600
HIGH SCHOOL	165,593	0,000	0,000	0,000
-- TOTAL	715,993	547,600	0,000	547,600
1991 - 1992				
ELEMENTARY	598,995	601,645	0,000	601,645
HIGH SCHOOL	188,207	950	0,000	950
-- TOTAL	787,202	602,596	0,000	602,596
1992 - 1993				
ELEMENTARY	604,486	608,490	0,000	608,490
HIGH SCHOOL	230,495	0,000	0,000	0,000
-- TOTAL	834,981	608,490	0,000	608,490
ENROLLMENT 1992 - 1993				
ORIGINAL ENTRIES				617
TRANSFER STUDENTS				126
TOTAL STUDENTS SERVED				743

STAFFING SUMMARY	NUMBER OF FTE'S	STUDENTS PER STAFF PERSON
CERTIFIED ---		
ADMINS	3	202.80
TEACHERS	37	16.40
OTHER	1	608.50
SUBTOTAL	41	14.80
CLASSIFIED ---		
MANAGERS	4	152.10
TEACH AIDS	11	55.30
OTHER	16	38.00
SUBTOTAL	31	19.60
TOTAL STAFF	72	8.50
TEACHER SALARIES		813,285

FINANCIAL DATA FUND DESCRIPTION	JULY 1, 1992			EXPENDITURES		JUNE 30, 1993 BALANCE
	FUND BALANCE	REVENUES	TRANSFERS	BUDGET	ACTUAL	
MAINTENANCE & OPER	982,162	50,844,974	0	51,981,504	49,695,816	2,111,320
CAPITAL OUTLAY	522,166	2,351,498	0	2,818,783	2,371,796	501,888
ADJACENT WAYS	416,973	45,768	0	175,000	0	462,741
DEBT SERVICE	1,790,719	1,168,772	3,003,456	9,408,037	15,668,898	2,294,049
SCHOOL PLANT	0	0	0	0	0	0
FEDERAL PROJECTS	206,591	2,142,123	0	2,180,000	2,088,899	259,815
STATE PROJECTS	21,807	156,261	0	528,000	152,513	25,555
FOOD SERVICES	682,395	2,618,695	0	3,400,000	2,642,070	659,020
AUXILIARY OPERATIONS	0	0	0	1,000,000	0	0
UNEMPLOYMENT INSUR	14,338	631	0	75,000	0	14,969
OTHER	651,481	563,162	0	1,755,000	382,314	832,329
TOTAL	5,268,632	71,891,884	3,003,456	73,301,324	73,002,306	7,161,666
NOT INCLUDED ABOVE						
BOND BUILDING	5,810,409	19,000,000	0	15,000,000	6,764,044	18,046,365
INTRGVMTL AGRMNTS	38,872	68,790	0	200,000	78,917	28,545
INDIRECT COSTS	0	28,030	0	30,000	28,030	0

Fiscal Year 1992 - 1993 Annual Report for the Arizona Department of Education

DESCRIPTION OF REVENUES RECEIVED BY SOURCE	LOCAL	COUNTY	STATE	FEDERAL	TOTAL REVENUES
MAINTENANCE & OPERATION	21,595,849	2,749,295	26,009,245	0	50,354,389
CAPITAL OUTLAY	6,437	251,136	2,093,925	0	2,351,498
ADJACENT WAYS	45,611	0	(72,827)	0	(27,216)
DEBT SERVICE	13,162,019	0	6,753	0	13,168,772
OTHER: SEE DESCRIPTION PAGE 35	0	0	156,261	2,142,123	2,298,384
TOTAL BY SOURCE	34,809,916	3,000,431	28,193,357	2,142,123	68,146,827
PERCENTAGE OF TOTAL REVENUES	51.10	4.40	41.40	3.10	100.00

SPECIAL EDUCATION PROGRAM EXPENDITURES - DESCRIPTION	BUDGET	ACTUAL
EDUCABLE MENTALLY	325,187	287,171
SERIOUSLY EMOTIONALLY	370,546	354,015
SERIOUSLY EMOT - PRIVATE	0	0
HEARING	167,771	137,917
OTHER HEALTH IMPAIRED	0	4,236
MULTIPLE DISABILITIES	197,024	288,337
MULTIPLE (SSI)	94,188	137,838
PHYSICALLY	0	0
LEARNING DISABLED	2,053,770	2,032,029
SPEECH / LANGUAGE	518,570	468,806
TRAINABLE MENTALLY	210,425	140,098
VISUALLY	49,928	51,811
PRESCHODL MOD DEV DELAY	13,919	93,489
PRESCHOOL SEV DEV DELAY	13,919	0
-SUBTOTAL	4,163,790	4,092,556
GIFTED PROGRAMS	431,581	483,014
BILINGUAL ED	0	3,322
REMEDIATION ED	0	0
VOCATIONAL & TECH ED	1,273,360	1,181,193
CAREER ED	0	0
- SUBTOTAL	1,704,941	1,667,529
TOTAL (INCL IN MAINT & OPER)	5,868,731	5,760,085

DUPLICATED COUNTS FOR GIFTED PROG			
KDG	0	9	168
1	0	10	144
2	0	11	102
3	105	12	110
4	148	SUBTOTAL	
5	150	KDG - 12	1,414
6	161	ACTUAL EXPENDITURES	
7	151	K - 8	304,299
8	175	9 - 12	178,715
SUBTOTAL	890	TOTAL	483,014

MISCELLANEOUS DATA as of 6/30/93		
BONDS OUTSTANDING		0
LAND & IMPROVEMENTS		7,967,335
BUILDING & IMPROVEMENTS		107,437,165
FURNITURE, EQUIP, VEHICLES		20,083,084
CONSTRUCTION IN PROGRESS		2,036,537
TAX RATES ASSESSED VALUATION		
-- PRIMARY	5.2198	441,608,452
-- SECONDARY	1.9794	449,684,768
-- S.R.P.		0

AVERAGE DAILY MEMBERSHIP	STATE AID ADM (RESIDENT)	ATTENDING ADM (RESIDENT)	ATTENDING ADM (NON RES)	TOTAL ATTENDING ADM
1990 - 1991				
ELEMENTARY	8,766,005	8,766,005	45,325	8,811,330
HIGH SCHOOL	3,826,845	3,826,845	682,560	4,509,405
-- TOTAL	2,592,860	12,592,860	727,886	13,320,736
1991 - 1992				
ELEMENTARY	9,162,160	9,162,160	46,300	9,208,460
HIGH SCHOOL	3,949,530	3,949,530	639,170	4,588,700
-- TOTAL	13,111,690	13,111,690	685,470	13,797,160
1992 - 1993				
ELEMENTARY	9,452,515	9,452,515	43,140	9,495,655
HIGH SCHOOL	4,025,150	4,025,150	478,855	4,504,005
-- TOTAL	13,477,665	13,477,665	621,995	13,999,640
ENROLLMENT				
1992 - 1993		ORIGINAL ENTRIES		15,886
		TRANSFER STUDENTS		970
		TOTAL STUDENTS SERVED		16,856

STAFFING SUMMARY	NUMBER OF FTE'S	STUDENTS PER STAFF PERSON
CERTIFIED ---		
ADMNS	58	241.40
TEACHERS	707	19.90
OTHER	70	200.00
SUBTOTAL	830	16.90
CLASSIFIED ---		
MANAGERS	26	538.40
TEACH AIDS	83	168.70
OTHER	495	28.30
SUBTOTAL	604	23.20
TOTAL STAFF	1,434	9.80
TEACHER SALARIES		0

FINANCIAL DATA FUND DESCRIPTION	JULY 1, 1992			EXPENDITURES		JUNE 30, 1993 BALANCE
	FUND BALANCE	REVENUES	TRANSFERS	BUDGET	ACTUAL	
MAINTENANCE & OPER	37,877	14,086,091	0	13,867,189	13,680,350	443,618
CAPITAL OUTLAY	1,271,718	826,632	0	589,763	778,212	1,120,138
ADJACENT WAYS	8,493	8,032	0	8,000	0	18,525
DEBT SERVICE	2,881,878	5,543,088	(3,514,966)	4,418,000	2,827,218	2,082,584
SCHOOL PLANT	686	0	0	0	0	686
FEDERAL PROJECTS	58,298	193,382	0	179,286	187,983	63,875
STATE PROJECTS	8,302	5,435	0	5,471	9,147	2,590
FOOD SERVICES	16,758	286,500	0	170,000	273,174	30,084
AUXILIARY OPERATIONS	0	0	0	0	0	0
UNEMPLOYMENT INSUR	25,870	22,160	0	25,000	3,914	43,916
OTHER	546,036	1,526,528	0	1,375,000	1,480,348	592,217
TOTAL	4,863,613	22,297,828	(3,514,966)	20,833,709	19,240,342	4,396,033
NOT INCLUDED ABOVE						
BOND BUILDING	16,222,228	18,100,000	0	19,500,000	19,507,137	14,315,091
INTRGVMNTL AGRMNTS	0	0	0	0	0	0
INDIRECT COSTS	0	0	0	0	0	0

Fiscal Year 1992 - 1993 Annual Report for the Arizona Department of Education

DESCRIPTION OF REVENUES RECEIVED BY SOURCE	LOCAL	COUNTY	STATE	FEDERAL	TOTAL REVENUES
MAINTENANCE & OPERATION	7,556,873	502,137	6,027,081	0	14,086,091
CAPITAL OUTLAY	59,361	59,726	507,545	0	626,632
ADJACENT WAYS	8,032	0	0	0	8,032
DEBT SERVICE	5,543,088	0	0	0	5,543,088
OTHER: SEE DESCRIPTION PAGE 35	0	0	5,435	193,362	198,797
TOTAL BY SOURCE	13,167,354	561,863	6,540,061	183,362	20,462,640
PERCENTAGE OF TOTAL REVENUES	64.30	2.70	32.00	0.90	100.00

SPECIAL EDUCATION PROGRAM EXPENDITURES - DESCRIPTION	BUDGET	ACTUAL
EDUCABLE MENTALLY	110,954	98,149
SERIOUSLY EMOTIONALLY	32,500	58,948
SERIOUSLY EMOT - PRIVATE	0	19,602
HEARING	35,000	8,961
OTHER HEALTH IMPAIRED	0	15,822
MULTIPLE DISABILITIES	91,754	31,577
MULTIPLE (SSI)	0	0
PHYSICALLY	0	0
LEARNING DISABLED	455,000	506,223
SPEECH / LANGUAGE	50,000	31,766
TRAINABLE MENTALLY	90,000	75,852
VISUALLY	12,000	2,800
PRESCHOOL MOD DEV DELAY	30,000	28,534
PRESCHOOL SEV DEV DELAY	0	0
-SUBTOTAL	977,208	948,220
GIFTED PROGRAMS	188,236	176,876
BILINGUAL ED	0	0
REMEDIATION ED	82,500	22,257
VOCATIONAL & TECH ED	0	0
CAREER ED	0	0
- SUBTOTAL	270,736	199,133
TOTAL (INCL IN MAINT & OPER)	1,247,944	1,147,353

DUPLICATED COUNTS FOR GIFTED PROG			
KDG	0	9	77
1	0	10	0
2	0	11	0
3	171	12	0
4	126	SUBTOTAL	77
5	150	KDG - 12	857
6	147	ACTUAL EXPENDITURES	
7	87	K - 8	176,876
8	99	9 - 12	0
SUBTOTAL	780	TOTAL	176,876

MISCELLANEOUS DATA as of 6/30/93	
BONDS OUTSTANDING	55,700,000
LAND & IMPROVEMENTS	439,478
BUILDING & IMPROVEMENTS	17,938,018
FURNITURE, EQUIP, VEHICLES	3,243,323
CONSTRUCTION IN PROGRESS	3,917,633
TAX RATES	ASSESSED VALUATION
-- PRIMARY 3.9558	188,670,322
-- SECONDARY 3.0546	193,399,628
-- S R P	0

AVERAGE DAILY MEMBERSHIP	STATE AID ADM (RESIDENT)	ATTENDING ADM (RESIDENT)	ATTENDING ADM (NON RES)	TOTAL ATTENDING ADM
1990 - 1991				
ELEMENTARY	2,374,180	2,371,180	3,500	2,374,680
HIGH SCHOOL	712,880	0,000	0,000	0,000
-- TOTAL	3,087,060	2,371,180	3,500	2,374,680
1991 - 1992				
ELEMENTARY	2,564,880	2,561,880	1,000	2,562,880
HIGH SCHOOL	698,590	0,000	0,000	0,000
-- TOTAL	3,263,470	2,561,880	1,000	2,562,880
1992 - 1993				
ELEMENTARY	2,782,580	2,780,580	1,900	2,782,480
HIGH SCHOOL	752,335	236,940	0,000	236,940
-- TOTAL	3,534,915	3,017,520	1,900	3,019,420
ENROLLMENT 1992 - 1993				
ORIGINAL ENTRIES				3,290
TRANSFER STUDENTS				101
TOTAL STUDENTS SERVED				3,391

STAFFING SUMMARY	NUMBER OF FTE'S	STUDENTS PER STAFF PERSON
CERTIFIED ---		
ADMINS	12	251.60
TEACHERS	181	16.70
OTHER	12	251.60
SUBTOTAL	205	14.70
CLASSIFIED ---		
MANAGERS	12	251.60
TEACH AIDS	57	53.00
OTHER	90	33.50
SUBTOTAL	159	19.00
TOTAL STAFF	364	8.30
TEACHER SALARIES		4,903,538

FINANCIAL DATA FUND DESCRIPTION	JULY 1, 1992			EXPENDITURES		JUNE 30, 1993
	FUND BALANCE	REVENUES	TRANSFERS	BUDGET	ACTUAL	BALANCE
MAINTENANCE & OPER	18,705	1,337,387	0	1,350,680	1,331,421	22,871
CAPITAL OUTLAY	206,282	74,995	0	80,000	59,998	221,259
ADJACENT WAYS	7,158	363	0	0	0	7,521
DEBT SERVICE	58,480	283,067	0	0	257,390	82,137
SCHOOL PLANT	9	0	0	0	0	9
FEDERAL PROJECTS	8,837	22,786	0	23,000	28,794	2,829
STATE PROJECTS	4,050	2,187	0	7,500	3,996	2,241
FOOD SERVICES	6,258	49,425	0	47,000	45,483	10,198
AUXILIARY OPERATIONS	0	0	0	0	0	0
UNEMPLOYMENT INSUR	7,894	281	0	14,000	2,238	5,937
OTHER	3,842	3,428	0	25,950	947	6,123
TOTAL	317,073	1,773,919	0	1,528,130	1,730,267	360,726
NOT INCLUDED ABOVE						
BOND BUILDING	0	0	0	0	0	0
INTRGVMNTL AGRMNTS	0	0	0	0	0	0
INDIRECT COSTS	0	0	0	0	0	0

Fiscal Year 1992 - 1993 Annual Report for the Arizona Department of Education

DESCRIPTION OF REVENUES RECEIVED BY SOURCE	LOCAL	COUNTY	STATE	FEDERAL	TOTAL REVENUES
MAINTENANCE & OPERATION	1,030,123	0	303,873	0	1,333,996
CAPITAL OUTLAY	57,525	0	17,470	0	74,995
ADJACENT WAYS	363	0	0	0	363
DEBT SERVICE	283,050	0	17	0	283,067
OTHER: SEE DESCRIPTION PAGE 35	0	0	2,187	22,786	24,973
TOTAL BY SOURCE	1,371,061	0	323,647	22,786	1,717,394
PERCENTAGE OF TOTAL REVENUES	79.80	0.00	18.80	1.30	100.00

SPECIAL EDUCATION PROGRAM EXPENDITURES - DESCRIPTION	BUDGET	ACTUAL
EDUCABLE MENTALLY	0	0
SERIOUSLY EMOTIONALLY	0	0
SERIOUSLY EMOT - PRIVATE	0	0
HEARING	0	0
OTHER HEALTH IMPAIRED	0	0
MULTIPLE DISABILITIES	0	0
MULTIPLE (SSI)	0	0
PHYSICALLY	0	0
LEARNING DISABLED	86,682	87,537
SPEECH / LANGUAGE	1,183	1,183
TRAINABLE MENTALLY	0	0
VISUALLY	0	0
PRESCHOOL MOD DEV DELAY	0	0
PRESCHOOL SEV DEV DELAY	0	0
-SUBTOTAL	96,845	96,720
GIFTED PROGRAMS	8,372	8,322
BILINGUAL ED	0	0
REMEDIAL ED	0	0
VOCATIONAL & TECH ED	0	0
CAREER ED	0	0
- SUBTOTAL	8,372	8,322
TOTAL (INCL IN MAINT & OPER)	104,217	106,042

DUPLICATED COUNTS FOR GIFTED PROG			
KDG	0	9	0
1	0	10	0
2	0	11	0
3	1	12	0
4	2	SUBTOTAL	0
5	3	KDG - 12	13
6	2	ACTUAL EXPENDITURES	
7	2	K - 8	8,322
8	3	9 - 12	0
SUBTOTAL	13	TOTAL	8,322

MISCELLANEOUS DATA as of 6/30/93	
BONDS OUTSTANDING	0
LAND & IMPROVEMENTS	95,938
BUILDING & IMPROVEMENTS	3,814,023
FURNITURE, EQUIP, VEHICLES	2,138,835
CONSTRUCTION IN PROGRESS	0
TAX RATES	ASSESSED VALUATION
-- PRIMARY 1.4962	86,415,284
-- SECONDARY 1320	87,191,793
-- S R P	0

AVERAGE DAILY MEMBERSHIP	STATE AID ADM (RESIDENT)	ATTENDING ADM (RESIDENT)	ATTENDING ADM (NON RES)	TOTAL ATTENDING ADM
1990 - 1991				
ELEMENTARY	184,090	183,570	1,180	184,750
HIGH SCHOOL	70,060	0,000	0,000	0,000
-- TOTAL	254,150	183,570	1,180	184,750
1991 - 1992				
ELEMENTARY	203,830	202,630	1,910	204,540
HIGH SCHOOL	68,510	0,000	0,000	0,000
-- TOTAL	272,140	202,630	1,910	204,540
1992 - 1993				
ELEMENTARY	205,780	205,780	1,020	206,800
HIGH SCHOOL	82,840	0,000	0,000	0,000
-- TOTAL	288,620	206,780	1,020	206,800
ENROLLMENT 1992 - 1993				230
ORIGINAL ENTRIES				19
TRANSFER STUDENTS				249
TOTAL STUDENTS SERVED				

STAFFING SUMMARY	NUMBER OF FTE'S	STUDENTS PER STAFF PERSON
CERTIFIED ---		
ADMINS	1	206.80
TEACHERS	13	15.90
OTHER	0	0.00
SUBTOTAL	14	14.80
CLASSIFIED ---		
MANAGERS	3	68.90
TEACH AIDS	6	34.50
OTHER	6	34.50
SUBTOTAL	15	13.80
TOTAL STAFF	29	7.10
TEACHER SALARIES		396,221

FINANCIAL DATA FUND DESCRIPTION	JULY 1, 1992			EXPENDITURES		JUNE 30, 1993
	FUND BALANCE	REVENUES	TRANSFERS	BUDGET	ACTUAL	BALANCE
MAINTENANCE & OPER	40,084	88,487	0	131,450	162,528	(35,997)
CAPITAL OUTLAY	17,180	957	0	0	0	18,137
ADJACENT WAYS	0	0	0	0	0	0
DEBT SERVICE	0	0	0	0	0	0
SCHOOL PLANT	0	0	0	0	0	0
FEDERAL PROJECTS	0	0	0	0	0	0
STATE PROJECTS	0	0	0	0	0	0
FOOD SERVICES	0	0	0	0	0	0
AUXILIARY OPERATIONS	0	0	0	0	0	0
UNEMPLOYMENT INSUR	0	0	0	0	0	0
OTHER	0	0	0	0	0	0
TOTAL	57,244	87,424	0	131,450	162,528	(17,860)
NOT INCLUDED ABOVE						
BOND BUILDING	0	0	0	0	0	0
INTRGVMTL AGRMNTS	0	0	0	0	0	0
INDIRECT COSTS	0	0	0	0	0	0

Fiscal Year 1992 - 1993 Annual Report for the Arizona Department of Education

DESCRIPTION OF REVENUES RECEIVED BY SOURCE	LOCAL	COUNTY	STATE	FEDERAL	TOTAL REVENUES
MAINTENANCE & OPERATION	17,620	6,805	46,707	0	71,132
CAPITAL OUTLAY	(5,619)	0	0	0	(5,619)
ADJACENT WAYS	0	0	0	0	0
DEBT SERVICE	0	0	0	0	0
OTHER: SEE DESCRIPTION PAGE 35	0	0	0	0	0
TOTAL BY SOURCE	12,001	6,805	46,707	0	65,513
PERCENTAGE OF TOTAL REVENUES	18.30	10.40	71.30	0.00	100.00

SPECIAL EDUCATION PROGRAM EXPENDITURES - DESCRIPTION	BUDGET	ACTUAL
EDUCABLE MENTALLY	8,000	0
SERIOUSLY EMOTIONALLY	0	0
SERIOUSLY EMOT - PRIVATE	0	0
HEARING	21,000	33,651
OTHER HEALTH IMPAIRED	0	0
MULTIPLE DISABILITIES	0	0
MULTIPLE (SSI)	0	0
PHYSICALLY	0	0
LEARNING DISABLED	0	0
SPEECH / LANGUAGE	0	0
TRAINABLE MENTALLY	0	0
VISUALLY	0	0
PRESCHOOL MOD DEV DELAY	0	0
PRESCHOOL SEV DEV DELAY	0	0
-SUBTOTAL	29,000	33,651
GIFTED PROGRAMS	0	0
BILINGUAL ED	0	0
REMEDIAL ED	0	0
VOCATIONAL & TECH ED	0	0
CAREER ED	0	0
- SUBTOTAL	0	0
TOTAL (INCL. IN MAINT & OPER)	29,000	33,651

DUPLICATED COUNTS FOR GIFTED PROG		
KDG	0	9
1	0	10
2	0	11
3	0	12
4	0	SUBTOTAL
5	0	KDG - 12
6	0	ACTUAL EXPENDITURES
7	0	K - 8
8	0	9 - 12
SUBTOTAL	0	TOTAL

MISCELLANEOUS DATA as of 6/30/93		
BONDS OUTSTANDING		0
LAND & IMPROVEMENTS		0
BUILDING & IMPROVEMENTS		0
FURNITURE, EQUIP, VEHICLES		0
CONSTRUCTION IN PROGRESS		0
	TAX RATES	ASSESSED VALUATION
-- PRIMARY	7034	2,221,940
-- SECONDARY	0.0000	2,294,709
-- S.R.P.		0

AVERAGE DAILY MEMBERSHIP	STATE AJO ADM (RESIDENT)	ATTENDING ADM (RESIDENT)	ATTENDING ADM (NON RES)	TOTAL ATTENDING ADM
1990 - 1991				
ELEMENTARY	17,038	0,000	0,000	0,000
HIGH SCHOOL	5,140	0,000	0,000	0,000
-- TOTAL	22,178	0,000	0,000	0,000
1991 - 1992				
ELEMENTARY	21,359	0,000	0,000	0,000
HIGH SCHOOL	5,897	0,000	0,000	0,000
-- TOTAL	27,256	0,000	0,000	0,000
1992 - 1993				
ELEMENTARY	20,354	0,000	0,000	0,000
HIGH SCHOOL	5,020	0,000	0,000	0,000
-- TOTAL	25,374	0,000	0,000	0,000
ENROLLMENT 1992 - 1993				
	ORIGINAL ENTRIES			0
	TRANSFER STUDENTS			0
	TOTAL STUDENTS SERVED			0

STAFFING SUMMARY	NUMBER OF FTE'S	STUDENTS PER STAFF PERSON
CLASSIFIED ---		
ADMIN	0	0.00
TEACHERS	0	0.00
OTHER	0	0.00
SUBTOTAL	0	0.00
CLASSIFIED ---		
MANAGER	0	0.00
TEACH AIDS	0	0.00
OTHER	0	0.00
SUBTOTAL	0	0.00
TOTAL STAFF	0	0.00
TEACHER SALARIES		0

FINANCIAL DATA FUND DESCRIPTION	JULY 1, 1992			EXPENDITURES		JUNE 30, 1993
	FUND BALANCE	REVENUES	TRANSFERS	BUDGET	ACTUAL	BALANCE
MAINTENANCE & OPER	545,029	18,877,443	0	19,120,264	18,942,945	479,527
CAPITAL OUTLAY	(55,855)	2,432,725	0	2,032,584	2,031,319	345,551
ADJACENT WAYS	43,411	7,652	0	45,000	15,763	35,300
DEBT SERVICE	104,865	1,431,486	0	1,381,050	1,422,635	113,716
SCHOOL PLANT	79,817	32,973	0	30,500	0	112,790
FEDERAL PROJECTS	209,089	879,181	0	1,136,812	984,740	103,530
STATE PROJECTS	14,885	91,437	0	157,200	101,538	4,784
FOOD SERVICES	186,638	1,137,337	0	1,200,000	1,087,220	216,755
AUXILIARY OPERATIONS	23,438	183,815	0	330,000	176,198	31,057
UNEMPLOYMENT INSUR	54,862	2,397	0	12,000	5,095	62,164
OTHER	222,192	122,728	0	532,000	214,648	130,272
TOTAL	1,428,371	26,199,174	0	26,977,390	24,982,098	1,645,446
NOT INCLUDED ABOVE						
BOND BUILDING	55,570	0	0	55,570	22,057	33,513
INTRGVMNTL AGRMNTS	0	0	0	0	0	0
INDIRECT COSTS	0	0	0	0	0	0

Fiscal Year 1992 - 1993 Annual Report for the Arizona Department of Education

DESCRIPTION OF REVENUES RECEIVED BY SOURCE	LOCAL	COUNTY	STATE	FEDERAL	TOTAL REVENUES
MAINTENANCE & OPERATION	6,099,112	1,339,102	11,161,176	0	18,599,390
CAPITAL OUTLAY	48,016	232,614	2,152,095	0	2,432,725
ADJACENT WAYS	7,354	0	298	0	7,652
DEBT SERVICE	1,431,486	0	0	0	1,431,486
OTHER: SEE DESCRIPTION PAGE 35	32,973	0	91,437	879,181	1,003,591
TOTAL BY SOURCE	7,618,941	1,571,716	13,405,006	879,181	23,474,844
PERCENTAGE OF TOTAL REVENUES	32.50	6.70	57.10	3.70	100.00

SPECIAL EDUCATION PROGRAM EXPENDITURES - DESCRIPTION	BUDGET	ACTUAL
EDUCABLE MENTALLY	140,737	144,340
SERIOUSLY EMOTIONALLY	93,824	96,227
SERIOUSLY EMOT - PRIVATE	0	0
HEARING	15,637	16,038
OTHER HEALTH IMPAIRED	0	0
MULTIPLE DISABILITIES	4,691	4,811
MULTIPLE (SSI)	7,819	8,019
PHYSICALLY	0	0
LEARNING DISABLED	1,090,730	1,118,623
SPEECH / LANGUAGE	150,880	154,764
TRAINABLE MENTALLY	31,274	32,076
VISUALLY	3,127	3,208
PRESCHOOL MOD DEV DELAY	12,510	12,830
PRESCHOOL SEV DEV DELAY	12,510	12,830
-SUBTOTAL	1,568,739	1,603,766
GIFTED PROGRAMS	151,404	152,403
BILINGUAL ED	76,208	83,773
REMEDIAL ED	369,518	363,517
VOCATIONAL & TECH ED	258,985	256,233
CAREER ED	59,271	43,678
- SUBTOTAL	915,446	899,604
TOTAL (INCL IN MAINT & OPER)	2,479,185	2,503,370

DUPLICATED COUNTS FOR GIFTED PROG			
KDG	0	9	30
1	0	10	32
2	20	11	31
3	24	12	34
4	19	SUBTOTAL	127
5	24	KDG - 12	289
6	21	ACTUAL EXPENDITURES	
7	30	K - 8	88,394
8	24	9 - 12	64,009
SUBTOTAL	162	TOTAL	152,403

MISCELLANEOUS DATA as of 6/30/93		
BONDS OUTSTANDING		5,000,000
LAND & IMPROVEMENTS		2,466,471
BUILDING & IMPROVEMENTS		25,146,009
FURNITURE, EQUIP, VEHICLES		6,957,136
CONSTRUCTION IN PROGRESS		0
	TAX RATES	ASSESSED VALUATION
-- PRIMARY	4.8760	97,602,628
-- SECONDARY	2.2350	99,382,220
-- S.R.P.		0

AVERAGE DAILY MEMBERSHIP	STATE AID ADM (RESIDENT)	ATTENDING ADM (RESIDENT)	ATTENDING ADM (NON RES)	TOTAL ATTENDING ADM
1990 - 1991				
ELEMENTARY	3,566,595	3,562,295	16,880	3,579,175
HIGH SCHOOL	1,364,046	1,366,811	194,170	1,560,781
-- TOTAL	4,930,641	4,929,106	211,060	6,139,966
1991 - 1992				
ELEMENTARY	3,771,280	3,767,280	17,480	3,784,780
HIGH SCHOOL	1,496,266	1,516,289	231,438	1,747,727
-- TOTAL	5,267,546	5,283,569	248,918	6,532,487
1992 - 1993				
ELEMENTARY	3,835,810	3,841,385	7,425	3,848,810
HIGH SCHOOL	1,496,204	1,519,038	268,520	1,787,558
-- TOTAL	5,332,014	5,360,423	275,945	6,636,368
ENROLLMENT 1992 - 1993				6,302
	ORIGINAL ENTRIES			420
	TRANSFER STUDENTS			6,722
	TOTAL STUDENTS SERVED			

STAFFING SUMMARY	NUMBER OF F-TES	STUDENTS PER STAFF PERSON
CERTIFIED ---		
ADMINS	22	256.20
TEACHERS	271	20.80
OTHER	23	245.10
SUBTOTAL	316	17.80
CLASSIFIED ---		
MANAGERS	5	1,127.30
TEACH AIDS	40	140.90
OTHER	200	28.20
SUBTOTAL	245	23.00
TOTAL STAFF	561	10.00
TEACHER SALARIES		8,928,763

FINANCIAL DATA FUND DESCRIPTION	JULY 1, 1992			EXPENDITURES		JUNE 30, 1993
	FUND BALANCE	REVENUES	TRANSFERS	BUDGET	ACTUAL	BALANCE
MAINTENANCE & OPER	1,510,677	4,564,724	(314,881)	5,864,422	5,261,317	499,203
CAPITAL OUTLAY	3,863,360	3,211,283	314,881	8,283,713	3,223,630	4,165,894
ADJACENT WAYS	0	0	0	0	0	0
DEBT SERVICE	177,114	7,553	0	0	0	184,687
SCHOOL PLANT	9	0	0	0	0	9
FEDERAL PROJECTS	153,904	978,721	0	1,378,000	1,286,137	(153,512)
STATE PROJECTS	6,142	100,834	8	33,000	65,720	41,264
FOOD SERVICES	97,916	376,009	0	250,000	370,406	103,520
AUXILIARY OPERATIONS	0	0	0	0	0	0
UNEMPLOYMENT INSUR	77,426	3,157	0	20,000	6,470	74,113
OTHER	451,553	187,679	0	152,500	202,319	436,913
TOTAL	6,338,101	9,428,980	8	16,781,636	10,416,988	6,362,071
NOT INCLUDED ABOVE						
BOND BUILDING	0	0	0	0	0	0
INTRGVMTL AGRMNTS	0	105,056	0	204,000	105,056	0
INDIRECT COSTS	0	0	0	25,000	0	0

Fiscal Year 1992 - 1993 Annual Report for the Arizona Department of Education

DESCRIPTION OF REVENUES RECEIVED BY SOURCE	LOCAL	COUNTY	STATE	FEDERAL	TOTAL REVENUES
MAINTENANCE & OPERATION	104,396	477,734	3,982,594	0	4,564,724
CAPITAL OUTLAY	132,518	0	8,639	3,070,128	3,211,283
ADJACENT WAYS	0	0	0	0	0
DEBT SERVICE	7,553	0	0	0	7,553
OTHER: SEE DESCRIPTION PAGE 05	0	0	100,834	978,721	1,079,555
TOTAL BY SOURCE	244,485	477,734	4,092,087	4,048,849	8,863,116
PERCENTAGE OF TOTAL REVENUES	2.80	5.40	46.20	45.70	100.00

SPECIAL EDUCATION PROGRAM EXPENDITURES - DESCRIPTION	BUDGET	ACTUAL
EDUCABLE MENTALLY	42,984	29,426
SERIOUSLY EMOTIONALLY	42,796	44,920
SERIOUSLY EMOT - PRIVATE	5,000	0
HEARING	0	0
OTHER HEALTH IMPAIRED	5,000	0
MULTIPLE DISABILITIES	19,025	19,176
MULTIPLE (SSI)	0	0
PHYSICALLY	0	0
LEARNING DISABLED	258,870	247,822
SPEECH / LANGUAGE	41,026	36,505
TRAINABLE MENTALLY	37,724	32,100
VISUALLY	0	0
PRESCHOOL MOD DEV DELAY	1,675	6,155
PRESCHOOL SEV DEV DELAY	0	8,495
-SUBTOTAL	466,600	427,114
GIFTED PROGRAMS	29,550	26,100
BILINGUAL ED	33,350	9,177
REMEDIAL ED	0	0
VOCATIONAL & TECH ED	183,129	183,500
CAREER ED	10,000	5,000
- SUBTOTAL	266,029	223,777
TOTAL (INCL IN MAINT & OPER)	722,829	650,891

DUPLICATED COUNTS FOR GIFTED PROG			
KDG	0	9	8
1	1	10	1
2	13	11	1
3	11	12	1
4	9	SUBTOTAL	
5	14	KDG - 12	
6	15	ACTUAL EXPENDITURES	
7	9	K - 8	
8	1	9 - 12	
SUBTOTAL	73	TOTAL	26,100

MISCELLANEOUS DATA as of 6/30/93		
BONDS OUTSTANDING	0	
LAND & IMPROVEMENTS	448,651	
BUILDING & IMPROVEMENTS	14,828,579	
FURNITURE, EQUIP, VEHICLES	2,175,953	
CONSTRUCTION IN PROGRESS	0	
TAX RATES	ASSESSED VALUATION	
-- PRIMARY	0.0000	1,161,248
-- SECONDARY	0.0000	1,161,248
-- S.R.P.		0

AVERAGE DAILY MEMBERSHIP	STATE AID ADM (RESIDENT)	ATTENDING ADM (RESIDENT)	ATTENDING ADM (NON RES)	TOTAL ATTENDING ADM
1990 - 1991				
ELEMENTARY	827,466	831,640	0,000	831,640
HIGH SCHOOL	255,707	267,110	0,000	267,110
-- TOTAL	1,083,193	1,098,750	0,000	1,098,750
1991 - 1992				
ELEMENTARY	876,758	885,655	0,000	885,655
HIGH SCHOOL	236,091	247,510	0,000	247,510
-- TOTAL	1,112,849	1,133,165	0,000	1,133,165
1992 - 1993				
ELEMENTARY	899,818	913,220	0,000	913,220
HIGH SCHOOL	228,099	244,240	0,000	244,240
-- TOTAL	1,127,917	1,157,460	0,000	1,157,460
ENROLLMENT				
1992 - 1993		ORIGINAL ENTRIES	1,156	
		TRANSFER STUDENTS	58	
		TOTAL STUDENTS SERVED	1,214	

STAFFING SUMMARY	NUMBER OF FTE'S	STUDENTS PER STAFF PERSON
CERTIFIED ---		
ADMINS	9	128.60
TEACHERS	81	14.30
OTHER	7	165.40
SUBTOTAL	97	11.90
CLASSIFIED ---		
MANAGERS	5	231.50
TEACH AIDS	53	21.80
OTHER	69	16.80
SUBTOTAL	127	9.10
TOTAL STAFF	224	5.20
TEACHER SALARIES		2,369,360

FINANCIAL DATA FUND DESCRIPTION	JULY 1, 1992			EXPENDITURES		JUNE 30, 1993
	FUND BALANCE	REVENUES	TRANSFERS	BUDGET	ACTUAL	BALANCE
MAINTENANCE & OPER	648,280	29,258,208	0	26,546,539	27,715,403	2,191,085
CAPITAL OUTLAY	(58,843)	1,880,358	0	1,908,361	1,873,281	(51,566)
ADJACENT WAYS	564,491	47,167	0	500,000	29,453	582,205
DEBT SERVICE	652,584	4,164,816	(2,783,078)	3,991,362	1,580,823	453,499
SCHOOL PLANT	4,858	303	0	0	0	5,161
FEDERAL PROJECTS	180,777	898,835	7,701	1,180,000	931,475	135,838
STATE PROJECTS	34,637	199,822	0	635,000	218,564	17,895
FOOD SERVICES	20,690	1,099,594	0	1,200,000	1,078,819	41,465
AUXILIARY OPERATIONS	65,684	209,977	0	800,000	196,416	79,245
UNEMPLOYMENT INSUR	74,583	33,069	0	80,000	5,482	102,170
OTHER	250,858	345,821	0	561,000	265,856	330,823
TOTAL	2,418,799	38,137,970	(2,716,377)	39,402,262	33,893,972	3,887,820
NOT INCLUDED ABOVE						
BOND BUILDING	1,238	21,218,099	0	3,850,000	2,552,472	18,666,865
INTRGVMENTL AGRMNTS	0	0	0	0	0	0
INDIRECT COSTS	0	0	0	0	0	0

Fiscal Year 1992 - 1993 Annual Report for the Arizona Department of Education

DESCRIPTION OF REVENUES RECEIVED BY SOURCE	LOCAL	COUNTY	STATE	FEDERAL	TOTAL REVENUES
MAINTENANCE & OPERATION	7,327,460	2,195,147	19,559,904	0	29,082,511
CAPITAL OUTLAY	3,164	202,872	1,674,322	0	1,880,358
ADJACENT WAYS	47,167	0	0	0	47,167
DEBT SERVICE	4,160,113	0	4,703	0	4,164,816
OTHER: SEE DESCRIPTION PAGE 35	303	0	199,822	898,835	1,098,960
TOTAL BY SOURCE	11,538,207	2,398,019	21,438,751	898,835	36,273,812
PERCENTAGE OF TOTAL REVENUES	31.80	6.60	59.10	2.50	100.00

SPECIAL EDUCATION PROGRAM EXPENDITURES - DESCRIPTION	BUDGET	ACTUAL
EDUCABLE MENTALLY	217,500	180,972
SERIOUSLY EMOTIONALLY	207,000	120,533
SERIOUSLY EMOT - PRIVATE	0	33,811
HEARING	26,000	43,521
OTHER HEALTH IMPAIRED	21,500	4,744
MULTIPLE DISABILITIES	21,500	250,598
MULTIPLE (SSI)	0	2,939
PHYSICALLY	0	0
LEARNING DISABLED	705,000	731,300
SPEECH / LANGUAGE	130,000	225,809
TRAINABLE MENTALLY	170,000	87,445
VISUALLY	21,500	0
PRESCHOOL MOD DEV DELAY	0	61,241
PRESCHOOL SEV DEV DELAY	0	0
-SUBTOTAL	1,623,500	1,765,076
GIFTED PROGRAMS	189,000	140,586
BILINGUAL ED	125,000	108,980
REMEDIAL ED	375,500	359,607
VOCATIONAL & TECH ED	975,200	898,252
CAREER ED	0	0
- SUBTOTAL	1,664,700	1,507,425
TOTAL (INCL IN MAINT & OPER)	3,288,200	3,282,500

DUPLICATED COUNTS FOR GIFTED PROG			
KDG	0	9	0
1	0	10	0
2	44	11	0
3	78	12	0
4	90		
		SUBTOTAL	0
5	101	KDG - 12	499
6	75	ACTUAL EXPENDITURES	
7	54	K - 8	140,586
8	57	9 - 12	0
SUBTOTAL	499	TOTAL	140,586

MISCELLANEOUS DATA as of 6/30/93		
BONDS OUTSTANDING	27,375,000	
LAND & IMPROVEMENTS	4,720,929	
BUILDING & IMPROVEMENTS	46,841,651	
FURNITURE, EQUIP, VEHICLES	9,418,022	
CONSTRUCTION IN PROGRESS	0	
TAX RATES	ASSESSED VALUATION	
-- PRIMARY	5 2369	156,148,265
-- SECONDARY	2 4191	157,818,521
-- S R P		0

AVERAGE DAILY MEMBERSHIP	STATE AID ADM (RESIDENT)	ATTENDING ADM (RESIDENT)	ATTENDING ADM (NON RES)	TOTAL ATTENDING ADM
1990 - 1991				
ELEMENTARY	5,418,950	5,407,420	17,125	5,424,545
HIGH SCHOOL	1,895,893	1,895,894	6,460	1,902,154
-- TOTAL	7,312,843	7,303,114	23,585	7,326,699
1991 - 1992				
ELEMENTARY	5,662,600	5,851,740	18,915	5,870,655
HIGH SCHOOL	2,119,525	2,119,928	7,630	2,127,556
-- TOTAL	7,782,125	7,771,668	26,545	7,798,211
1992 - 1993				
ELEMENTARY	6,006,230	5,993,420	20,555	6,013,975
HIGH SCHOOL	2,297,715	2,297,717	10,800	2,308,512
-- TOTAL	8,303,945	8,291,137	31,355	8,322,492
ENROLLMENT				9,092
1992 - 1993				512
				9,604
	ORIGINAL ENTRIES			
	TRANSFER STUDENTS			
	TOTAL STUDENTS SERVED			

STAFFING SUMMARY	NUMBER OF FTE'S	STUDENTS PER STAFF PERSON
CERTIFIED ---		
ADMINS	24	346.80
TEACHERS	429	19.40
OTHER	37	224.90
SUBTOTAL	490	17.00
CLASSIFIED ---		
MANAGERS	5	1,664.50
TEACH AIDS	64	130.00
OTHER	212	39.30
SUBTOTAL	281	29.60
TOTAL STAFF	771	10.80
TEACHER SALARIES		12,515,284



FINANCIAL DATA FUND DESCRIPTION	JULY 1, 1992			EXPENDITURES		JUNE 30, 1993
	FUND BALANCE	REVENUES	TRANSFERS	BUDGET	ACTUAL	BALANCE
MAINTENANCE & OPER	2,348	128,362	0	132,748	82,815	47,895
CAPITAL OUTLAY	11,340	1,364	0	6,131	0	12,704
ADJACENT WAYS	0	0	0	0	0	0
DEBT SERVICE	0	0	0	0	0	0
SCHOOL PLANT	0	0	0	0	0	0
FEDERAL PROJECTS	0	0	0	0	0	0
STATE PROJECTS	0	0	0	0	0	0
FOOD SERVICES	0	0	0	0	0	0
AUXILIARY OPERATIONS	0	0	0	0	0	0
UNEMPLOYMENT INSUR	0	0	0	0	0	0
OTHER	0	0	0	0	0	0
TOTAL	13,688	129,726	0	138,879	82,815	60,599
NOT INCLUDED ABOVE						
BOND BUILDING	0	0	0	0	0	0
INTRGVMTL AGRMNTS	0	0	0	0	0	0
INDIRECT COSTS	0	0	0	0	0	0

Fiscal Year 1992 - 1993 Annual Report for the Arizona Department of Education

DESCRIPTION OF REVENUES RECEIVED BY SOURCE	LOCAL	COUNTY	STATE	FEDERAL	TOTAL REVENUES
MAINTENANCE & OPERATION	70,592	6,109	50,396	0	127,097
CAPITAL OUTLAY	570	0	794	0	1,364
ADJACENT WAYS	0	0	0	0	0
DEBT SERVICE	0	0	0	0	0
OTHER: SEE DESCRIPTION PAGE 35	0	0	0	0	0
TOTAL BY SOURCE	71,162	6,109	51,190	0	128,461
PERCENTAGE OF TOTAL REVENUES	55.40	4.80	39.80	0.00	100.00

SPECIAL EDUCATION PROGRAM EXPENDITURES - DESCRIPTION	BUDGET	ACTUAL
EDUCABLE MENTALLY	0	0
SERIOUSLY EMOTIONALLY	0	0
SERIOUSLY EMOT - PRIVATE	0	0
HEARING	0	0
OTHER HEALTH IMPAIRED	0	0
MULTIPLE DISABILITIES	0	0
MULTIPLE (SSI)	0	0
PHYSICALLY	0	0
LEARNING DISABLED	0	0
SPEECH / LANGUAGE	0	0
TRAINABLE MENTALLY	0	0
VISUALLY	0	0
PRESCHOOL MOD DEV DELAY	0	0
PRESCHOOL SEV DEV DELAY	0	0
-SUBTOTAL	0	0
GIFTED PROGRAMS	0	0
BILINGUAL ED	0	0
REMEDIAL ED	0	0
VOCATIONAL & TECH ED	0	0
CAREER ED	0	0
- SUBTOTAL	0	0
TOTAL (INCL IN MAINT & OPER)	0	0

DUPLICATED COUNTS FOR GIFTED PROG		
KDG	0	9
1	0	10
2	0	11
3	0	12
4	0	SUBTOTAL
5	0	KDG - 12
6	0	ACTUAL EXPENDITURES
7	0	K - 8
8	0	9 - 12
SUBTOTAL	0	TOTAL

MISCELLANEOUS DATA as of 6/30/93		
BONDS OUTSTANDING		0
LAND & IMPROVEMENTS		0
BUILDING & IMPROVEMENTS		0
FURNITURE, EQUIP, VEHICLES		27,137
CONSTRUCTION IN PROGRESS		0
TAX RATES ASSESSED VALUATION		
-- PRIMARY	4.9090	1,563,447
-- SECONDARY	0.0000	1,581,987
-- S R P		0

AVERAGE DAILY MEMBERSHIP	STATE AID ADM (RESIDENT)	ATTENDING ADM (RESIDENT)	ATTENDING ADM (NON RES)	TOTAL ATTENDING ADM
1990 - 1991				
ELEMENTARY	17,240	0,000	0,000	0,000
HIGH SCHOOL	5,958	0,000	0,000	0,000
-- TOTAL	23,198	0,000	0,000	0,000
1991 - 1992				
ELEMENTARY	21,535	0,000	0,000	0,000
HIGH SCHOOL	8,210	0,000	0,000	0,000
-- TOTAL	29,745	0,000	0,000	0,000
1992 - 1993				
ELEMENTARY	16,315	0,000	0,000	0,000
HIGH SCHOOL	7,881	0,000	0,000	0,000
-- TOTAL	24,216	0,000	0,000	0,000
ENROLLMENT				
1992 - 1993				
	ORIGINAL ENTRIES			0
	TRANSFER STUDENTS			0
	TOTAL STUDENTS SERVED			0

STAFFING SUMMARY	NUMBER OF FTE'S	STUDENTS PER STAFF PERSON
CERTIFIED ---		
ADMNS	0	0.00
TEACHERS	0	0.00
OTHER	0	0.00
SUBTOTAL	0	0.00
CLASSIFIED ---		
MANAGERS	0	0.00
TEACH AIDS	0	0.00
OTHER	1	0.00
SUBTOTAL	1	0.00
TOTAL STAFF	1	0.00
TEACHER SALARIES		0



FINANCIAL DATA FUND DESCRIPTION	JULY 1, 1992			EXPENDITURES		JUNE 30, 1993 BALANCE
	FUND BALANCE	REVENUES	TRANSFERS	BUDGET	ACTUAL	
MAINTENANCE & OPER	154,481	7,063,506	(3,750)	7,191,930	6,877,880	336,357
CAPITAL OUTLAY	800,134	696,468	0	900,000	816,948	679,654
ADJACENT WAYS	0	0	0	0	0	0
DEBT SERVICE	0	0	0	0	0	0
SCHOOL PLANT	3,282	5,674	0	10,230	0	8,956
FEDERAL PROJECTS	72,762	349,685	0	497,145	374,091	48,356
STATE PROJECTS	1,123	3,423	0	26,060	4,515	3,031
FOOD SERVICES	2,763	338,416	0	450,000	309,453	31,726
AUXILIARY OPERATIONS	45,431	54,833	0	50,000	61,610	38,654
UNEMPLOYMENT INSUR	107,337	4,559	0	6,000	457	111,439
OTHER	23,569	40,049	0	44,500	21,779	41,839
TOTAL	1,210,882	8,669,613	(3,750)	9,176,866	8,486,733	1,300,012
NOT INCLUDED ABOVE						
BOND BUILDING	0	0	0	0	0	0
INTRGMNTL AGRMNTS	0	0	0	0	0	0
INDIRECT COSTS	0	0	0	0	0	0

Fiscal Year 1992 - 1993 Annual Report for the Arizona Department of Education

DESCRIPTION OF REVENUES RECEIVED BY SOURCE	LOCAL	COUNTY	STATE	FEDERAL	TOTAL REVENUES
MAINTENANCE & OPERATION	5,653,787	132,209	1,277,510	0	7,063,506
CAPITAL OUTLAY	20,759	70,535	605,174	0	696,468
ADJACENT WAYS	0	0	0	0	0
DEBT SERVICE	0	0	0	0	0
OTHER: SEE DESCRIPTION PAGE 35	5,674	0	6,423	349,685	361,782
TOTAL BY SOURCE	5,680,220	202,744	1,889,107	349,685	8,121,756
PERCENTAGE OF TOTAL REVENUES	69.90	2.50	23.30	4.30	100.00

SPECIAL EDUCATION PROGRAM EXPENDITURES - DESCRIPTION	BUDGET	ACTUAL
EDUCABLE MENTALLY	26,412	26,841
SERIOUSLY EMOTIONALLY	21,626	21,961
SERIOUSLY EMOT - PRIVATE	0	0
HEARING	0	0
OTHER HEALTH IMPAIRED	0	0
MULTIPLE DISABILITIES	7,208	7,320
MULTIPLE (SSI)	0	0
PHYSICALLY	0	0
LEARNING DISABLED	381,789	389,810
SPEECH / LANGUAGE	129,758	132,377
TRAINABLE MENTALLY	11,995	12,201
VISUALLY	0	0
PRESCHOOL MOD DEV DELAY	2,422	2,440
PRESCHOOL SEV DEV DELAY	16,840	17,081
-SUBTOTAL	698,050	610,031
GIFTED PROGRAMS	27,202	27,642
BILINGUAL ED	153,544	153,117
REMEDIAL ED	0	0
VOCATIONAL & TECH ED	28,080	36,956
CAREER ED	0	0
- SUBTOTAL	208,826	217,715
TOTAL (INCL IN MAINT & OPER)	906,876	827,746

DUPLICATED COUNTS FOR GIFTED PROG			
KDG	0	9	0
1	0	10	0
2	19	11	0
3	39	12	0
4	15	SUBTOTAL	
5	12	KDG - 12	85
6	0	ACTUAL EXPENDITURES	
7	0	K - 8	27,642
8	0	9 - 12	0
SUBTOTAL	85	TOTAL	27,642

MISCELLANEOUS DATA as of 6/30/93		
BONDS OUTSTANDING		0
LAND & IMPROVEMENTS		1,159,254
BUILDING & IMPROVEMENTS		13,014,674
FURNITURE, EQUIP, VEHICLES		3,783,836
CONSTRUCTION IN PROGRESS		185,456
	TAX RATES	ASSESSED VALUATION
-- PRIMARY	4.6668	92,557,440
-- SECONDARY	5.757	92,940,071
-- SRP		0

AVERAGE DAILY MEMBERSHIP	STATE AID ADM (RESIDENT)	ATTENDING ADM (RESIDENT)	ATTENDING ADM (NON RES)	TOTAL ATTENDING ADM
1990 - 1991				
ELEMENTARY	1,018,775	1,018,775	4,680	1,023,455
HIGH SCHOOL	396,715	396,360	217,740	614,100
-- TOTAL	1,415,490	1,415,135	222,420	1,637,655
1991 - 1992				
ELEMENTARY	1,078,610	1,078,610	5,230	1,083,840
HIGH SCHOOL	407,450	408,450	235,190	641,640
-- TOTAL	1,486,060	1,486,060	240,420	1,726,480
1992 - 1993				
ELEMENTARY	1,093,425	1,093,425	4,580	1,098,005
HIGH SCHOOL	448,300	448,051	261,740	707,791
-- TOTAL	1,539,725	1,539,476	266,320	1,806,796
ENROLLMENT 1992 - 1993				1,887
				180
				2,067
	ORIGINAL ENTRIES			
	TRANSFER STUDENTS			
	TOTAL STUDENTS SERVED			

STAFFING SUMMARY	NUMBER OF FTE'S	STUDENTS PER STAFF PERSON
CERTIFIED ---		
ADMNS	6	301.00
TEACHERS	111	16.30
OTHER	11	164.20
SUBTOTAL	128	14.10
CLASSIFIED ---		
MANAGERS	4	451.40
TEACH AIDS	17	106.20
OTHER	70	25.80
SUBTOTAL	91	19.80
TOTAL STAFF	219	8.20
TEACHER SALARIES		0

FINANCIAL DATA FUND DESCRIPTION	JULY 1, 1992			EXPENDITURES		JUNE 30, 1993
	FUND BALANCE	REVENUES	TRANSFERS	BUDGET	ACTUAL	BALANCE
MAINTENANCE & OPER	313,053	13,764	(103,098)	237,194	125,437	98,282
CAPITAL OUTLAY	140,692	174,016	103,098	501,776	330,804	87,002
ADJACENT WAYS	0	0	0	0	0	0
DEBT SERVICE	0	0	0	0	0	0
SCHOOL PLANT	0	0	0	0	0	0
FEDERAL PROJECTS	12,626	20,369	0	10,000	17,202	15,793
STATE PROJECTS	1,224	0	0	2,000	197	1,027
FOOD SERVICES	0	0	0	0	0	0
AUXILIARY OPERATIONS	0	0	0	0	0	0
UNEMPLOYMENT INSUR	0	0	0	0	0	0
OTHER	0	46	0	0	46	0
TOTAL	467,596	208,186	0	760,970	473,686	202,104
NOT INCLUDED ABOVE						
BOND BUILDING	0	0	0	0	0	0
INTRGMNTL AGRMNTS	0	0	0	0	0	0
INDIRECT COSTS	0	0	0	0	0	0

Fiscal Year 1992 - 1993 Annual Report for the Arizona Department of Education

DESCRIPTION OF REVENUES RECEIVED BY SOURCE	LOCAL	COUNTY	STATE	FEDERAL	TOTAL REVENUES
MAINTENANCE & OPERATION	13,764	0	0	0	13,764
CAPITAL OUTLAY	6,611	17,896	149,509	0	174,016
ADJACENT WAYS	0	0	0	0	0
DEBT SERVICE	0	0	0	0	0
OTHER: SEE DESCRIPTION PAGE 35	0	0	0	20,369	20,369
TOTAL BY SOURCE	20,375	17,896	149,509	20,369	208,149
PERCENTAGE OF TOTAL REVENUES	9.80	8.60	71.80	9.80	100.00

SPECIAL EDUCATION PROGRAM EXPENDITURES - DESCRIPTION	BUDGET	ACTUAL
EDUCABLE MENTALLY	0	0
SERIOUSLY EMOTIONALLY	0	0
SERIOUSLY EMOT - PRIVATE	0	0
HEARING	0	0
OTHER HEALTH IMPAIRED	0	0
MULTIPLE DISABILITIES	0	0
MULTIPLE (SSI)	0	0
PHYSICALLY	0	0
LEARNING DISABLED	0	0
SPEECH / LANGUAGE	0	0
TRAINABLE MENTALLY	0	0
VISUALLY	5,000	3,447
PRESCHOOL MOD DEV DELAY	0	0
PRESCHOOL SEV DEV DELAY	0	0
-SUBTOTAL	5,000	3,447
GIFTED PROGRAMS	0	0
BILINGUAL ED	0	0
REMEDIATION ED	0	0
VOCATIONAL & TECH ED	0	0
CAREER ED	0	0
-SUBTOTAL	0	0
TOTAL (INCL IN MAINT & OPER)	5,000	3,447

DUPLICATED COUNTS FOR GIFTED PROG			
KDG	0	9	0
1	0	10	0
2	0	11	0
3	0	12	0
4	0		
5	0	SUBTOTAL	0
6	0	KDG - 12	0
7	0	ACTUAL EXPENDITURES	0
8	0	K - 8	0
SUBTOTAL	0	9 - 12	0
		TOTAL	0

MISCELLANEOUS DATA as of 6/30/93		
BONDS OUTSTANDING	0	
LAND & IMPROVEMENTS	1,441	
BUILDING & IMPROVEMENTS	494,790	
FURNITURE, EQUIP, VEHICLES	39,083	
CONSTRUCTION IN PROGRESS	0	
TAX RATES	ASSESSED VALUATION	
-- PRIMARY	0.0000	814,998
-- SECONDARY	0.0000	817,160
-- S.R.P.		0

AVERAGE DAILY MEMBERSHIP	STATE AIO ADM (RESIDENT)	ATTENDING ADM (RESIDENT)	ATTENDING ADM (NON RES)	TOTAL ATTENDING ADM	STAFFING SUMMARY	NUMBER OF FTE'S	STUDENTS PER STAFF PERSON
1990 - 1991					CERTIFIED - - -		
ELEMENTARY	17,201	14,750	0,000	14,750	ADMINS	0	0.00
HIGH SCHOOL	5,470	0,000	0,000	0,000	TEACHERS	1	11.40
-- TOTAL	22,671	14,750	0,000	14,750	OTHER	0	0.00
1991 - 1992					SUBTOTAL	1	11.40
ELEMENTARY	9,051	8,180	0,000	8,180	CLASSIFIED - - -		
HIGH SCHOOL	8,540	0,000	0,000	0,000	MANAGERS	0	0.00
-- TOTAL	17,591	8,180	0,000	8,180	TEACHER AIDS	1	11.40
1992 - 1993					OTHER	1	11.40
ELEMENTARY	10,647	11,390	0,000	11,390	SUBTOTAL	2	5.70
HIGH SCHOOL	8,070	0,000	0,000	0,000	TOTAL STAFF	3	3.80
-- TOTAL	18,717	11,390	0,000	11,390	TEACHER SALARIES		22.195
ENROLLMENT 1992 - 1993							
	ORIGINAL ENTRIES			17			
	TRANSFER STUDENTS			3			
	TOTAL STUDENTS SERVED			20			



FINANCIAL DATA FUND DESCRIPTION	JULY 1, 1992			EXPENDITURES			JUNE 30, 1993
	FUND BALANCE	REVENUES	TRANSFERS	BUDGET	ACTUAL	BALANCE	
MAINTENANCE & OPER	1,311,708	46,294,238	(1,000)	47,254,072	46,803,810	1,001,125	
CAPITAL OUTLAY	1,027,844	2,253,352	0	2,125,403	2,123,112	1,158,084	
ADJACENT WAYS	145,915	10,069	0	140,000	23,802	132,182	
DEBT SERVICE	1,059,119	7,694,098	(4,822,441)	6,303,440	3,353,781	576,995	
SCHOOL PLANT	0	0	0	0	0	0	
FEDERAL PROJECTS	418,946	2,806,480	(74,501)	3,734,000	2,823,074	327,851	
STATE PROJECTS	115,480	731,953	(3,811)	856,000	666,918	178,706	
FOOD SERVICES	474,260	3,757,069	0	3,200,000	3,489,429	761,900	
AUXILIARY OPERATIONS	0	10,027	0	330,000	11,126	(1,090)	
UNEMPLOYMENT INSUR	177,064	6,137	0	225,000	36,517	146,684	
OTHER	490,961	432,433	0	743,000	461,058	462,333	
TOTAL	6,221,295	63,996,853	(4,901,762)	64,910,915	59,672,625	4,742,761	
NOT INCLUDED ABOVE							
BOND BUILDING	240,476	0	0	200,000	229,741	10,735	
INTRGVMNTL AGRMNTS	0	0	0	10,000	0	0	
INDIRECT COSTS	116,582	43,926	0	100,000	7,296	153,212	

Fiscal Year 1992 - 1993 Annual Report for the Arizona Department of Education

DESCRIPTION OF REVENUES RECEIVED BY SOURCE	LOCAL	COUNTY	STATE	FEDERAL	TOTAL REVENUES
MAINTENANCE & OPERATION	10,531,908	2,887,311	32,440,283	434,736	46,294,238
CAPITAL OUTLAY	54,642	230,462	1,968,248	0	2,253,352
ADJACENT WAYS	10,069	0	0	0	10,069
DEBT SERVICE	7,688,991	0	5,107	0	7,694,098
OTHER: SEE DESCRIPTION PAGE 35	0	0	731,953	2,806,480	3,538,433
TOTAL BY SOURCE	18,285,610	3,117,773	36,146,591	3,241,216	59,790,190
PERCENTAGE OF TOTAL REVENUES	30.60	5.20	58.80	5.40	100.00

SPECIAL EDUCATION PROGRAM EXPENDITURES - DESCRIPTION	BUDGET	ACTUAL
EDUCABLE MENTALLY	576,464	507,400
SERIOUSLY EMOTIONALLY	565,509	684,221
SERIOUSLY EMOT - PRIVATE	0	0
HEARING	69,626	56,502
OTHER HEALTH IMPAIRED	42,735	91,490
MULTIPLE DISABILITIES	245,863	260,462
MULTIPLE (SSI)	0	0
PHYSICALLY	0	0
LEARNING DISABLED	1,912,599	1,959,177
SPEECH / LANGUAGE	896,229	748,551
TRAINABLE MENTALLY	336,321	328,779
VISUALLY	890	0
PRESCHOOL MOD DEV DELAY	132,218	144,593
PRESCHOOL SEV DEV DELAY	125,208	96,395
-SUBTOTAL	6,078,107	6,100,396
GIFTED PROGRAMS	270,405	290,022
BILINGUAL ED	3,069,339	4,083,613
REMEDIATION ED	0	0
VOCATIONAL & TECH ED	584,270	707,210
CAREER ED	0	0
- SUBTOTAL	3,924,014	6,080,846
TOTAL (INCL IN MAINT & OPER)	9,002,121	10,181,241

DUPLICATED COUNTS FOR GIFTED PROG			
KDG	0	9	9
1	19	10	49
2	71	11	89
3	58	12	38
4	65	SUBTOTAL	269
5	49	KDG - 12	633
6	37	ACTUAL EXPENDITURES	
7	39	K - 8	0
8	26	9 - 12	0
SUBTOTAL	364	TOTAL	0

MISCELLANEOUS DATA as of 6/30/93	
BONDS OUTSTANDING	0
LAND & IMPROVEMENTS	7,048,981
BUILDING & IMPROVEMENTS	76,224,608
FURNITURE, EQUIP, VEHICLES	14,748,361
CONSTRUCTION IN PROGRESS	0
TAX RATES	ASSESSED VALUATION
-- PRIMARY 4.9111	230,895,466
-- SECONDARY 2.5220	233,027,878
-- S.R.P.	0

AVERAGE DAILY MEMBERSHIP	STATE AID ADM (RESIDENT)	ATTENDING ADM (RESIDENT)	ATTENDING AD'4 (NON RES)	TOTAL ATTENDING ADM
1990 - 1991				
ELEMENTARY	9,077,335	9,074,415	62,680	9,137,095
HIGH SCHOOL	3,245,070	3,241,151	34,960	3,276,111
-- TOTAL	12,322,406	2,316,566	97,640	12,413,206
1991 - 1992				
ELEMENTARY	9,382,755	9,378,415	53,425	9,431,840
HIGH SCHOOL	3,439,818	3,437,798	24,050	3,461,848
-- TOTAL	12,822,573	12,816,213	77,475	12,893,688
1992 - 1993				
ELEMENTARY	9,655,290	9,651,070	30,895	9,681,965
HIGH SCHOOL	3,380,171	3,426,460	9,550	3,436,010
-- TOTAL	13,035,461	13,077,530	40,445	13,117,976
ENROLLMENT 1992 - 1993				
	ORIGINAL ENTRIES			14,855
	TRANSFER STUDENTS			997
	TOTAL STUDENTS SERVED			15,852

STAFFING SUMMARY	NUMBER OF FTE'S	STUDENTS PER STAFF PERSON
CERTIFIED ---		
ADMNS	36	264.40
TEACHERS	687	19.10
OTHER	8	156.20
SUBTOTAL	806	16.30
CLASSIFIED ---		
MANAGERS	29	457.30
TEACH AIDS	168	78.10
OTHER	500	26.20
SUBTOTAL	697	18.80
TOTAL STAFF	1,503	8.70
TEACHER SALARIES		27,302,392

FINANCIAL DATA FUND DESCRIPTION	JULY 1, 1992			EXPENDITURES		JUNE 30, 1993	
	FUND BALANCE	REVENUES	TRANSFERS	BUDGET	ACTUAL	BALANCE	
MAINTENANCE & OPER	111,718	5,956,030	251	6,149,327	5,941,581	126,418	
CAPITAL OUTLAY	47,021	388,073	0	388,129	368,781	66,313	
ADJACENT WAYS	103,410	6,898	0	5,000	0	110,308	
DEBT SERVICE	24,985	506,350	0	491,970	490,133	41,202	
SCHOOL PLANT	19,135	1,244	0	12,000	12,000	8,379	
FEDERAL PROJECTS	30,282	149,142	(251)	202,300	148,737	32,436	
STATE PROJECTS	2,778	3,032	0	11,400	2,248	3,580	
FOOD SERVICES	24,150	217,158	0	250,000	220,050	21,264	
AUXILIARY OPERATIONS	2,189	4,212	0	20,000	3,729	2,672	
UNEMPLOYMENT INSUR	150,268	6,420	0	50,000	1,485	155,203	
OTHER	50,525	56,666	0	161,000	32,161	75,230	
TOTAL	666,487	7,296,423	0	7,748,126	7,218,906	642,986	
NOT INCLUDED ABOVE							
BOND BUILDING	0	0	0	0	0	0	
INTRGVMTL AGRMNTS	0	0	0	0	0	0	
INDIRECT COSTS	0	0	0	0	0	0	

Fiscal Year 1992 - 1993 Annual Report for the Arizona Department of Education

DESCRIPTION OF REVENUES RECEIVED BY SOURCE	LOCAL	COUNTY	STATE	FEDERAL	TOTAL REVENUES
MAINTENANCE & OPERATION	2,189,649	334,784	3,431,597	0	5,956,030
CAPITAL OUTLAY	1,244	41,631	345,198	0	388,073
ADJACENT WAYS	6,898	0	0	0	6,898
DEBT SERVICE	506,596	0	754	0	506,350
OTHER: SEE DESCRIPTION PAGE 35	1,244	0	3,032	149,142	153,418
TOTAL BY SOURCE	2,704,631	376,415	3,780,581	149,142	7,010,769
PERCENTAGE OF TOTAL REVENUES	38.60	5.40	53.90	2.10	100.00

SPECIAL EDUCATION PROGRAM EXPENDITURES - DESCRIPTION	BUDGET	ACTUAL
EDUCABLE MENTALLY	32,165	22,629
SERIOUSLY EMOTIONALLY	87,727	18,874
SERIOUSLY EMOT - PRIVATE	0	0
HEARING	15,014	19,919
OTHER HEALTH IMPAIRED	0	56,183
MULTIPLE DISABILITIES	26,608	11,000
MULTIPLE (SSI)	0	0
PHYSICALLY	0	0
LEARNING DISABLED	279,871	330,863
SPEECH / LANGUAGE	57,878	63,922
TRAINABLE MENTALLY	19,626	0
VISUALLY	2,752	0
PRESCHOOL MOD DEV DELAY	0	0
PRESCHOOL SEV DEV DELAY	0	0
-SUBTOTAL	622,242	623,713
GIFTED PROGRAMS	56,462	43,580
BILINGUAL ED	0	0
REMEDIAL ED	0	0
VOCATIONAL & TECH ED	0	0
CAREER ED	0	0
- SUBTOTAL	56,462	43,580
TOTAL (INCL IN MAINT & OPER)	678,704	667,293

DUPLICATED COUNTS FOR GIFTED PROG			
KDG	0	9	39
1	0	10	0
2	0	11	0
3	18	12	0
4	15	SUBTOTAL	
5	26	KDG - 12	
6	22	ACTUAL EXPENDITURES	
7	37	K - 8	
8	33	9 - 12	
SUBTOTAL	151	TOTAL	43,580

MISCELLANEOUS DATA as of 6/30/93	
BONDS OUTSTANDING	2,800,000
LAND & IMPROVEMENTS	659,213
BUILDING & IMPROVEMENTS	7,129,509
FURNITURE, EQUIP, VEHICLES	1,481,964
CONSTRUCTION IN PROGRESS	1,498
TAX RATES ASSESSED VALUATION	
-- PRIMARY	4.5359 50,727,225
-- SECONDARY	1.7910 52,081,675
-- S.R.P.	0

AVERAGE DAILY MEMBERSHIP	STATE AID ADM (RESIDENT)	ATTENDING ADM (RESIDENT)	ATTENDING ADM (NON RES)	TOTAL ATTENDING ADM	STAFFING SUMMARY	NUMBER OF FTE'S	STUDENTS PER STAFF PERSON
1990 - 1991					CERTIFIED ---		
ELEMENTARY	1,064,425	1,062,925	4,020	1,066,945	ADMINS	5	266.30
HIGH SCHOOL	405,890	113,480	1,000	114,480	TEACHERS	75	17.80
-- TOTAL	1,470,315	1,176,405	5,020	1,181,425	OTHER	8	166.50
1991 - 1992					SUBTOTAL	88	15.10
ELEMENTARY	1,132,495	1,131,095	3,660	1,134,755	CLASSIFIED ---		
HIGH SCHOOL	445,330	124,950	0,000	124,950	MANAGERS	9	148.00
-- TOTAL	1,577,825	1,256,045	3,660	1,269,705	TEACH AIDS	7	190.20
1992 - 1993					OTHER	35	38.00
ELEMENTARY	1,184,340	1,184,340	4,440	1,188,780	SUBTOTAL	51	26.10
HIGH SCHOOL	473,700	142,890	150	142,840	TOTAL STAFF	139	9.60
-- TOTAL	1,658,040	1,327,030	4,590	1,331,620	TEACHER SALARY	0	2,363.818
ENROLLMENT							
1992 - 1993							
		ORIGINAL ENTRIES		1,426			
		TRANSFER STUDENTS		31			
		TOTAL STUDENTS SERVED		1,457			

FINANCIAL DATA FUND DESCRIPTION	JULY 1, 1992			EXPENDITURES		JUNE 30, 1993 BALANCE
	FUND BALANCE	REVENUES	TRANSFERS	BUDGET	ACTUAL	
MAINTENANCE & OPER	4,971,991	209,955,974	0	208,866,012	205,765,183	9,182,782
CAPITAL OUTLAY	2,205,968	10,991,149	0	10,986,121	10,382,736	2,814,381
ADJACENT WAYS	337,388	602,335	0	840,000	902,164	37,559
DEBT SERVICE	12,186,128	23,453,046	(2,782,385)	27,596,832	22,177,885	10,698,924
SCHOOL PLANT	1,307,508	104,421	0	0	0	1,411,927
FEDERAL PROJECTS	907,588	11,862,294	(318,115)	14,780,000	11,007,603	1,244,164
STATE PROJECTS	362,273	1,458,024	(33,689)	2,595,300	1,803,771	180,837
FOOD SERVICES	1,907,566	12,041,535	0	12,000,000	11,348,423	2,600,678
AUXILIARY OPERATIONS	1,156,904	478,858	0	1,300,000	522,672	1,112,890
UNEMPLOYMENT INSUR	52,595	1,157	0	100,000	53,752	0
OTHER	3,631,906	2,348,569	(7,928)	2,860,000	2,266,285	3,706,262
TOTAL	29,027,813	273,096,162	(3,122,117)	281,924,266	266,030,464	32,970,404
NOT INCLUDED ABOVE						
BOND BUILDING	15,741,766	0	110,000,000	130,000,000	82,488,198	43,253,568
INTRGVMNTL AGRMNTS	(6,195)	71,316	(2,104)	100,000	58,664	4,353
INDIRECT COSTS	657,768	31,403	351,804	600,000	448,901	592,074

Fiscal Year 1992 - 1993 Annual Report for the Arizona Department of Education

DESCRIPTION OF REVENUES RECEIVED BY SOURCE	LOCAL	COUNTY	STATE	FEDERAL	TOTAL REVENUES
MAINTENANCE & OPERATION	74,381,274	12,897,461	120,820,968	(696,386)	207,403,317
CAPITAL OUTLAY	3,947,469	678,814	6,364,866	0	10,991,149
ADJACENT WAYS	512,028	0	90,307	0	602,335
DEBT SERVICE	23,432,290	0	20,756	0	23,453,046
OTHER: SEE DESCRIPTION PAGE 35	104,421	0	1,456,024	11,662,294	13,222,739
TOTAL BY SOURCE	102,377,482	13,576,275	128,752,921	10,966,908	255,672,586
PERCENTAGE OF TOTAL REVENUES	40.00	5.30	50.40	4.30	100.00

SPECIAL EDUCATION PROGRAM EXPENDITURES - DESCRIPTION	BUDGET	ACTUAL
EDUCABLE MENTALLY	2,450,000	1,819,149
SERIOUSLY EMOTIONALLY	1,400,000	767,284
SERIOUSLY EMOT PRIVATE	30,000	433,388
HEARING	1,000,000	791,640
OTHER HEALTH IMPAIRED	550,000	158,603
MULTIPLE DISABILITIES	1,499,900	800,986
MULTIPLE (SSI)	1,300,000	1,410,954
PHYSICALLY	0	0
LEARNING DISABLED	12,166,300	15,605,391
SPEECH / LANGUAGE	3,100,000	2,678,314
TRAINABLE MENTALLY	1,600,000	739,493
VISUALLY	301,000	222,666
PRESCHOOL MOD DEV DELAY	80,000	55,266
PRESCHOOL SEV DEV DELAY	80,000	44,342
-SUBTOTAL	26,657,200	26,358,027
GIFTED PROGRAMS	2,000,419	1,937,590
BILINGUAL ED	2,801,138	2,802,856
REMEDIATION	0	0
VOCATIONAL & TECH ED	164,000	128,158
CAREER ED	48,000	48,000
- SUBTOTAL	6,013,557	4,916,604
TOTAL (INCL IN MAINT & OPER)	31,670,757	31,274,631

DUPLICATED COUNTS FOR GIFTED PROG			
KDG	0	9	152
1	111	10	198
2	120	11	372
3	373	12	351
4	538		
5	629		
6	466		
7	190		
8	241		
SUBTOTAL	2,668	TOTAL	1,937,590

MISCELLANEOUS DATA as of 6/30/93	
BONDS OUTSTANDING	271,436,000
LAND & IMPROVEMENTS	21,922,956
BUILDING & IMPROVEMENTS	239,763,255
FURNITURE, EQUIP, VEHICLES	78,383,278
CONSTRUCTION IN PROGRESS	89,489,952
TAX RATES	ASSESSED VALUATION
-- PRIMARY 6.0128	1,482,123,937
-- SECONDARY 1.0729	1,500,677,966
-- S R P	0

AVERAGE DAILY MEMBERSHIP	STATE AID ADM (RESIDENT)	ATTENDING ADM (RESIDENT)	ATTENDING ADM (NON RES)	TOTAL ATTENDING ADM
1990 - 1991				
ELEMENTARY	38,788 100	38,788 100	168 940	38,957 040
HIGH SCHOOL	13,908 660	13,908 660	681 120	14,589 780
-- TOTAL	52,696 760	52,696 760	850 060	53,546 820
1991 - 1992				
ELEMENTARY	39,403 975	39,403 975	151 275	39,555 250
HIGH SCHOOL	13,913 070	13,913 070	739 290	14,652 360
-- TOTAL	53,317 045	53,317 045	890 565	54,207 610
1992 - 1993				
ELEMENTARY	40,556 035	40,556 035	87 110	40,643 145
HIGH SCHOOL	13,938 037	14,077 080	695 690	14,772 770
-- TOTAL	54,494 072	54,633 115	782 800	55,415 915
ENROLLMENT 1992 - 1993				
		ORIGINAL ENTRIES		63,422
		TRANSFER STUDENTS		2,014
		TOTAL STUDENTS SERVED		65,436

STAFFING SUMMARY	NUMBER OF FTE'S	STUDENTS PER STAFF PERSON
CERTIFIED ---		
ADMNS	173	320 30
TEACHERS	2,839	19 50
OTHER	445	124 50
SUBTOTAL	3,457	16 00
CLASSIFIED ---		
MANAGERS	210	263 90
TEACH AID'S	368	150 60
OTHER	1,972	28 10
SUBTOTAL	2,550	21 70
TOTAL STAFF	6,007	9 20
TEACHER SALARIES		0



FINANCIAL DATA FUND DESCRIPTION	JULY 1, 1992			EXPENDITURES		JUNE 30, 1993
	FUND BALANCE	REVENUES	TRANSFERS	BUDGET	ACTUAL	BALANCE
MAINTENANCE & OPER	336,223	3,290,030	0	3,424,488	3,317,869	308,384
CAPITAL OUTLAY	519,391	208,753	0	568,547	282,112	446,032
ADJACENT WAYS	0	0	0	0	0	0
DEBT SERVICE	17,461	834,927	0	765,830	757,512	94,876
SCHOOL PLANT	0	2,104	0	0	0	2,104
FEDERAL PROJECTS	21,128	216,640	(4,521)	240,000	212,383	20,862
STATE PROJECTS	484	2,040	0	4,500	1,988	536
FOOD SERVICES	12,772	123,305	0	120,000	121,326	14,751
AUXILIARY OPERATIONS	0	0	0	0	0	0
UNEMPLOYMENT INSUR	26,038	1,144	0	5,000	0	27,182
OTHER	14,161	91,720	0	82,500	82,397	23,484
TOTAL	947,668	4,770,863	(4,521)	6,210,868	4,776,687	938,211
NOT INCLUDED ABOVE						
BOND BUILDING	0	0	0	0	0	0
INTRGVMTL AGRMNTS	3,318	83,012	0	90,000	81,967	4,363
INDIRECT COSTS	22	4,586	0	0	4,600	8

Fiscal Year 1992 - 1993 Annual Report for the Arizona Department of Education

DESCRIPTION OF REVENUES RECEIVED BY SOURCE	LOCAL	COUNTY	STATE	FEDERAL	TOTAL REVENUES
MAINTENANCE & OPERATION	2,864,134	29,127	353,457	0	3,246,718
CAPITAL OUTLAY	105,885	9,631	93,237	0	208,753
ADJACENT WAYS	0	0	0	0	0
DEBT SERVICE	834,927	0	0	0	834,927
OTHER: SEE DESCRIPTION PAGE 35	2,104	0	2,040	216,640	220,784
TOTAL BY SOURCE	3,807,060	38,768	448,734	216,640	4,511,182
PERCENTAGE OF TOTAL REVENUES	84.40	0.90	9.90	4.80	100.00

SPECIAL EDUCATION PROGRAM EXPENDITURES - DESCRIPTION	BUDGET	ACTUAL
EDUCABLE MENTALLY	15,290	14,758
SERIOUSLY EMOTIONALLY	9,150	3,500
SERIOUSLY EMOT - PRIVATE	30,000	24,749
HEARING	0	0
OTHER HEALTH IMPAIRED	0	0
MULTIPLE DISABILITIES	0	0
MULTIPLE (SSI)	0	0
PHYSICALLY	0	0
LEARNING DISABLED	177,084	182,000
SPEECH / LANGUAGE	20,000	26,920
TRAINABLE MENTALLY	0	0
VISUALLY	5,000	0
PRESCHOOL MOD DEV DELAY	2,934	7,774
PRESCHOOL SEV DEV DELAY	2,934	0
-SUBTOTAL	277,392	278,282
GIFTED PROGRAMS	26,493	26,526
BILINGUAL ED	23,497	22,438
REMEDIAL ED	0	0
VOCATIONAL & TECH ED	0	0
CAREER ED	0	0
SUBTOTAL	49,990	48,964
TOTAL (INCL IN MAINT & OPER)	327,382	327,246

DUPLICATED COUNTS FOR GIFTED PROG		
KDG	0	9
1	3	10
2	7	11
3	7	12
4	20	SUBTOTAL
5	32	KDG - 12
6	22	ACTUAL EXPENDITURES
7	18	K - 8
8	20	9 - 12
SUBTOTAL	129	TOTAL

MISCELLANEOUS DATA as of 6/30/93		
BONDS OUTSTANDING	5,465,000	
LAND & IMPROVEMENTS	363,677	
BUILDING & IMPROVEMENTS	7,811,580	
FURNITURE, EQUIP, VEHICLES	1,919,435	
CONSTRUCTION IN PROGRESS	0	
TAX RATES	ASSESSED VALUATION	
-- PRIMARY	3.0262	93,138,894
-- SECONDARY	8825	93,971,110
-- S R P		0

AVERAGE DAILY MEMBERSHIP	STATE AID ADM (RESIDENT)	ATTENDING ADM (RESIDENT)	ATTENDING ADM (NON RES)	TOTAL ATTENDING ADM
1990 - 1991				
ELEMENTARY	510,360	509,360	9,695	519,055
HIGH SCHOOL	189,540	0,000	0,000	0,000
-- TOTAL	699,900	509,360	9,695	619,055
1991 - 1992				
ELEMENTARY	543,170	542,170	11,510	553,680
HIGH SCHOOL	191,100	0,000	0,000	0,000
-- TOTAL	734,270	542,170	11,510	663,880
1992 - 1993				
ELEMENTARY	662,930	660,750	11,400	672,150
HIGH SCHOOL	191,380	0,000	0,000	0,000
-- TOTAL	854,310	660,750	11,400	872,150
ENROLLMENT 1992 - 1993				753
ORIGINAL ENTRIES				97
TRANSFER STUDENTS				850
TOTAL STUDENTS SERVED				

STAFFING SUMMARY	NUMBER OF FTE'S	STUDENTS PER STAFF PERSON
CERTIFIED ---		
ADMINS	3	224.10
TEACHERS	35	19.20
OTHER	2	336.10
SUBTOTAL	40	16.80
CLASSIFIED ---		
MANAGERS	5	134.40
TEACH AIDS	11	61.10
OTHER	30	22.40
SUBTOTAL	46	14.60
TOTAL STAFF	86	7.80
TEACHER SALARIES		1,047,087

FINANCIAL DATA FUND DESCRIPTION	JULY 1, 1992			EXPENDITURES		JUNE 30, 1993
	FUND BALANCE	REVENUES	TRANSFERS	BUDGET	ACTUAL	BALANCE
MAINTENANCE & OPER	158,311	27,768	8,909	173,251	92,512	102,474
CAPITAL OUTLAY	44,736	17,256	0	58,000	19,179	42,813
ADJACENT WAYS	0	0	0	0	0	0
DEBT SERVICE	0	0	0	0	0	0
SCHOOL PLANT	2,014	475	0	2,000	1,176	1,313
FEDERAL PROJECTS	46	0	0	3,200	34	12
STATE PROJECTS	0	0	0	0	0	0
FOOD SERVICES	0	0	0	0	0	0
AUXILIARY OPERATIONS	0	0	0	0	0	0
UNEMPLOYMENT INSUR	0	0	0	0	0	0
OTHER	1,382	318	0	1,400	27	1,673
TOTAL	206,499	48,816	8,909	236,861	112,928	148,286
NOT INCLUDED ABOVE						
BOND BUILDING	0	0	0	0	0	0
INTRGVMNTL AGRMNTS	0	0	0	0	0	0
INDIRECT COSTS	0	0	0	0	0	0

Fiscal Year 1992 - 1993 Annual Report for the Arizona Department of Education

DESCRIPTION OF REVENUES RECEIVED BY SOURCE	LOCAL	COUNTY	STATE	FEDERAL	TOTAL REVENUES
MAINTENANCE & OPERATION	15,897	1,446	10,423	0	27,768
CAPITAL OUTLAY	2,067	1,446	13,743	0	17,256
ADJACENT WAYS	0	0	0	0	0
DEBT SERVICE	0	0	0	0	0
OTHER: SEE DESCRIPTION PAGE 35	475	0	0	0	475
TOTAL BY SOURCE	18,439	2,892	24,166	0	45,497
PERCENTAGE OF TOTAL REVENUES	40.50	6.40	53.10	0.00	100.00

SPECIAL EDUCATION PROGRAM EXPENDITURES - DESCRIPTION	BUDGET	ACTUAL
EDUCABLE MENTALLY	0	0
SERIOUSLY EMOTIONALLY	0	0
SERIOUSLY EMOT - PRIVATE	0	0
HEARING	0	0
OTHER HEALTH IMPAIRED	0	0
MULTIPLE DISABILITIES	0	0
MULTIPLE (SSI)	0	0
PHYSICALLY	0	0
LEARNING DISABLED	0	0
SPEECH / LANGUAGE	0	0
TRAINABLE MENTALLY	0	0
VISUALLY	0	0
PRESCHOOL MOD DEV DELAY	0	0
PRESCHOOL SEV DEV DELAY	0	0
-SUBTOTAL	0	0
GIFTED PROGRAMS	0	0
BILINGUAL ED	0	0
REMEDIAL ED	0	0
VOCATIONAL & TECH ED	0	0
CAREER ED	0	0
- SUBTOTAL	0	0
TOTAL (INCL IN MAINT & OPER)	0	0

DUPLICATED COUNTS FOR GIFTED PROG			
KDG	0	9	0
1	0	10	0
2	0	11	0
3	0	12	0
4	0		
5	0	SUBTOTAL	0
6	0	KDG - 12	0
7	0	ACTUAL EXPENDITURES	
8	0	K - 8	0
	0	9 - 12	0
SUBTOTAL	0	TOTAL	0

MISCELLANEOUS DATA as of 6/30/93	
BONDS OUTSTANDING	0
LAND & IMPROVEMENTS	4,661
BUILDING & IMPROVEMENTS	93,362
FURNITURE, EQUIP, VEHICLES	40,312
CONSTRUCTION IN PROGRESS	0
TAX RATES	ASSESSED VALUATION
-- PRIMARY 0.0000	0
-- SECONDARY 0.0000	0
-- S R P	0

AVERAGE DAILY MEMBERSHIP	STATE AID ADM (RESIDENT)	ATTENDING ADM (RESIDENT)	ATTENDING ADM (NON RES)	TOTAL ATTENDING ADM
1990 - 1991				
ELEMENTARY	9,910	9,910	0,000	9,910
HIGH SCHOOL	0,000	0,000	0,000	0,000
-- TOTAL	9,910	9,910	0,000	9,910
1991 - 1992				
ELEMENTARY	0,000	0,000	0,000	0,000
HIGH SCHOOL	0,000	0,000	0,000	0,000
-- TOTAL	0,000	0,000	0,000	0,000
1992 - 1993				
ELEMENTARY	12,179	13,080	0,000	13,080
HIGH SCHOOL	0,000	0,000	0,000	0,000
-- TOTAL	12,179	13,080	0,000	13,080
ENROLLMENT 1992 - 1993				
ORIGINAL ENTRIES				15
TRANSFER STUDENTS				0
TOTAL STUDENTS SERVED				15

STAFFING SUMMARY	NUMBER OF FTE'S	STUDENTS PER STAFF PERSON
CERTIFIED ---		
ADMINS	0	0.00
TEACHERS	1	13.10
OTHER	0	0.00
SUBTOTAL	1	13.10
CLASSIFIED ---		
MANAGERS	0	0.00
TEACH AIDS	1	13.10
OTHER	0	0.00
SUBTOTAL	1	13.10
TOTAL STAFF	2	6.50
TEACHER SALARIES		25,830

FINANCIAL DATA FUND DESCRIPTION	JULY 1, 1992			EXPENDITURES		JUNE 30, 1993 BALANCE
	FUND BALANCE	REVENUES	TRANSFERS	BUDGET	ACTUAL	
MAINTENANCE & OPER	11,087,352	398,445,318	(413,578)	400,349,044	392,076,418	17,022,674
CAPITAL OUTLAY	10,859,272	25,892,459	417,979	31,827,135	25,159,954	12,009,756
ADJACENT WAYS	1,827,239	728,284	0	1,711,000	971,182	1,384,341
DEBT SERVICE	18,997,568	57,398,300	(10,879,414)	54,889,880	48,803,722	16,710,732
SCHOOL PLANT	1,481,573	150,128	0	54,730	13,176	1,618,525
FEDERAL PROJECTS	2,273,878	20,704,665	(386,081)	25,927,010	20,484,135	2,128,327
STATE PROJECTS	573,486	2,758,532	(37,474)	4,864,616	2,831,183	463,361
FOOD SERVICES	3,460,631	22,303,881	0	22,527,087	21,209,208	4,555,284
AUXILIARY OPERATIONS	1,293,646	941,522	0	3,830,000	971,749	1,263,419
UNEMPLOYMENT INSUR	780,310	81,556	0	812,000	115,410	746,456
OTHER	6,402,459	5,744,726	(7,928)	8,301,050	5,425,401	6,713,856
TOTAL	58,817,414	636,147,361	(11,306,496)	664,493,662	618,041,638	64,616,731
NOT INCLUDED ABOVE						
BOND BUILDING	38,071,687	58,318,091	110,000,000	168,605,570	111,563,649	94,826,137
INTRGVMNTL AGRMNTS	35,795	328,174	(2,104)	604,000	324,604	37,261
INDIRECT COSTS	774,372	107,945	351,804	755,000	488,827	745,294

Fiscal Year 1992 - 1993 Annual Report for the Arizona Department of Education

DESCRIPTION OF REVENUES RECEIVED BY SOURCE	LOCAL	COUNTY	STATE	FEDERAL	TOTAL REVENUES
MAINTENANCE & OPERATION	140,664,659	24,112,060	230,311,329	(245,858)	394,842,190
CAPITAL OUTLAY	4,465,306	1,856,507	16,493,882	3,070,128	25,886,883
ADJACENT WAYS	637,522	0	17,778	0	655,300
DEBT SERVICE	57,358,210	0	38,090	0	57,396,300
OTHER: SEE DESCRIPTION PAGE 35	150,128	0	2,758,532	20,704,665	23,613,325
TOTAL BY SOURCE	203,275,825	25,968,627	249,619,611	23,528,936	502,392,999
PERCENTAGE OF TOTAL REVENUES	40.50	5.20	49.70	4.70	100.00

SPECIAL EDUCATION PROGRAM EXPENDITURES - DESCRIPTION	BUDGET	ACTUAL
EDUCABLE MENTALLY	3,995,784	3,105,835
SERIOUSLY EMOTIONALLY	2,879,717	2,226,039
SERIOUSLY EMOT - PRIVATE	65,000	511,350
HEARING	1,355,048	1,108,149
OTHER HEALTH IMPAIRED	619,235	331,078
MULTIPLE DISABILITIES	2,113,573	1,864,474
MULTIPLE (SSI)	1,402,005	1,559,750
PHYSICALLY	0	0
LEARNING DISABLED	19,856,914	23,315,805
SPEECH / LANGUAGE	5,138,758	4,611,479
TRAINABLE MENTALLY	2,526,131	1,456,044
VISUALLY	401,197	283,932
PRESCHOOL MOD DEV DELAY	293,528	425,570
PRESCHOOL SEV DEV DELAY	251,411	205,638
-SUBTOTAL	42,630,892	42,310,098
GIFTED PROGRAMS	3,381,104	3,322,285
BILINGUAL ED	6,407,767	7,374,731
REMEDIAL ED	827,518	745,381
VOCATIONAL & TECH ED	3,467,024	3,391,502
CAREER ED	118,271	96,678
- SUBTOTAL	14,201,684	14,930,577
TOTAL (INCL IN MAINT & OPER)	56,732,576	57,240,675

DUPLICATED COUNTS FOR GIFTED PROG			
KDG	0	9	567
1	134	10	424
2	299	11	595
3	892	12	534
4	1,056		
5	1,207		
6	980		
7	623		
8	681		
SUBTOTAL	5,872		
		ACTUAL EXPENDITURES	
		K - 8	2,516,358
		9 - 12	518,095
		TOTAL	3,034,453

MISCELLANEOUS DATA as of 6/30/93	
BONDS OUTSTANDING	1,367,776,000
LAND & IMPROVEMENTS	47,346,023
BUILDING & IMPROVEMENTS	560,665,564
FURNITURE, EQUIP, VEHICLES	142,869,440
CONSTRUCTION IN PROGRESS	95,641,055
TAX RATES ASSESSED VALUATION	
-- PRIMARY	0.0000 2,945,041,845
-- SECONDARY	0.0000 0
-- S R P	0

AVERAGE DAILY MEMBERSHIP	STATE AID ADM (RESIDENT)	ATTENDING ADM (RESIDENT)	ATTENDING ADM (NON RES)	TOTAL ATTENDING ADM
1990 - 1991				
ELEMENTARY	72,604,670	72,546,525	335,025	72,881,550
HIGH SCHOOL	26,626,247	25,188,891	1,819,010	27,007,901
-- TOTAL	99,230,917	97,735,416	2,154,035	99,889,451
1991 - 1992				
ELEMENTARY	74,791,668	74,733,850	310,705	75,044,555
HIGH SCHOOL	27,359,154	25,899,093	1,877,768	27,776,861
-- TOTAL	102,150,822	100,632,943	2,188,473	102,821,416
1992 - 1993				
ELEMENTARY	77,345,804	77,312,530	212,465	77,524,995
HIGH SCHOOL	27,736,067	26,588,036	1,725,305	28,313,341
-- TOTAL	105,081,871	103,900,566	1,937,770	106,838,336
ENROLLMENT 1992 - 1993				
	ORIGINAL ENTRIES			119,513
	TRANSFER STUDENTS			5,552
	TOTAL STUDENTS SERVED			125,065

STAFFING SUMMARY	NUMBER OF FTE'S	STUDENTS PER STAFF PERSON
CERTIFIED ---		
ADMINS	355	298.10
TEACHERS	5,496	19.30
OTHER	703	150.60
SUBTOTAL	6,554	16.10
CLASSIFIED ---		
MANAGERS	319	331.80
TEACH AIDS	895	118.30
OTHER	3,720	28.50
SUBTOTAL	4,934	21.50
TOTAL STAFF	11,488	9.20
TEACHER SALARIES		61,671,106

FINANCIAL DATA FUND DESCRIPTION	JULY 1, 1992			EXPENDITURES		JUNE 30, 1993
	FUND BALANCE	REVENUES	TRANSFERS	BUDGET	ACTUAL	BALANCE
MAINTENANCE & OPER	(6,411)	15,078,224	(6,500)	14,598,821	14,538,481	528,832
CAPITAL OUTLAY	124,282	945,047	0	850,382	846,006	223,303
ADJACENT WAYS	0	0	0	0	0	0
DEBT SERVICE	2,553,858	2,171,308	8,437	2,367,505	2,355,492	2,377,909
SCHOOL PLANT	5,543	7,453	0	0	0	12,996
FEDERAL PROJECTS	49,499	516,460	0	585,000	545,240	20,719
STATE PROJECTS	5,266	55,979	0	68,000	57,583	3,662
FOOD SERVICES	182,832	768,994	0	850,000	749,478	202,148
AUXILIARY OPERATIONS	57,085	151,741	0	100,000	145,211	63,815
UNEMPLOYMENT INSUR	0	23	6,500	10,000	5,035	1,488
OTHER	66,847	133,639	0	52,500	86,164	114,322
TOTAL	3,038,379	19,828,868	8,437	19,282,008	19,326,690	3,648,994
NOT INCLUDED ABOVE						
BOND BUILDING	283,732	0	0	400,000	283,732	0
INTRGVMNTL AGRMNTS	2,108	20,465	0	25,000	22,033	540
INDIRECT COSTS	0	0	0	0	0	0

Fiscal Year 1992 - 1993 Annual Report for the Arizona Department of Education

DESCRIPTION OF REVENUES RECEIVED BY SOURCE	LOCAL	COUNTY	STATE	FEDERAL	TOTAL REVENUES
MAINTENANCE & OPERATION	4,509,583	1,014,931	9,553,710	0	15,078,224
CAPITAL OUTLAY	284,889	65,326	594,832	0	945,047
ADJACENT WAYS	0	0	0	0	0
DEBT SERVICE	2,171,308	0	0	0	2,171,308
OTHER: SEE DESCRIPTION PAGE 35	7,453	0	55,979	516,460	579,892
TOTAL BY SOURCE	6,973,233	1,080,257	10,204,521	516,460	18,774,471
PERCENTAGE OF TOTAL REVENUES	37.10	5.80	54.40	2.80	100.00

SPECIAL EDUCATION PROGRAM EXPENDITURES - DESCRIPTION	BUDGET	ACTUAL
EDUCABLE MENTALLY	321,835	207,350
SERIOUSLY EMOTIONALLY	16,145	43,482
SERIOUSLY EMOT - PRIVATE	0	0
HEARING	21,163	36,442
OTHER HEALTH IMPAIRED	21,528	16,565
MULTIPLE DISABILITIES	34,341	82,824
MULTIPLE (SSI)	0	0
PHYSICALLY	0	0
LEARNING DISABLED	844,953	877,934
SPEECH / LANGUAGE	183,656	182,033
TRAINABLE MENTALLY	26,301	24,847
VISUALLY	12,110	11,927
PRESCHOOL MOD DEV DELAY	193,748	105,601
PRESCHOOL SEV DEV DELAY	28,909	66,259
-SUBTOTAL	1,730,135	1,697,504
GIFTED PROGRAMS	44,801	53,426
BILINGUAL ED	32,564	28,935
REMEDIAL ED	21,250	20,105
VOCATIONAL & TECH ED	393,750	409,830
CAREER ED	0	0
- SUBTOTAL	492,365	512,296
TOTAL (INCL IN MAINT & OPER)	2,222,500	2,209,800

DUPLICATED COUNTS FOR GIFTED PROG			
KDG	3	9	27
1	10	10	28
2	16	11	23
3	14	12	17
4	17		95
5	22		264
6	17		ACTUAL EXPENDITURES
7	41		K - 8
8	29		9 - 12
SUBTOTAL	169	TOTAL	53,426

MISCELLANEOUS DATA as of 6/30/93		
BONDS OUTSTANDING		17,220,000
LAND & IMPROVEMENTS		1,866,740
BUILDING & IMPROVEMENTS		28,445,290
FURNITURE, EQUIP, VEHICLES		5,902,248
CONSTRUCTION IN PROGRESS		0
	TAX RATES	ASSESSED VALUATION
-- PRIMARY	5.4414	89,989,560
-- SECONDARY	1.9104	93,239,873
-- S.R.P.		7,941,748

AVERAGE DAILY MEMBERSHIP	STATE AID ADM (RESIDENT)	ATTENDING ADM (RESIDENT)	ATTENDING ADM (NON RES)	TOTAL ATTENDING ADM
1990 - 1991				
ELEMENTARY	2,745,925	2,741,815	8,000	2,749,815
HIGH SCHOOL	913,140	910,140	23,710	933,850
-- TOTAL	3,659,065	3,651,955	31,710	3,683,665
1991 - 1992				
ELEMENTARY	2,898,500	2,892,995	7,565	2,906,560
HIGH SCHOOL	992,080	988,290	21,310	1,009,600
-- TOTAL	3,888,580	3,881,285	28,875	3,910,160
1992 - 1993				
ELEMENTARY	2,956,220	2,953,400	3,220	2,956,620
HIGH SCHOOL	1,003,710	999,130	28,340	1,027,470
-- TOTAL	3,959,930	3,952,530	31,560	3,984,090
ENROLLMENT 1992 - 1993				
	ORIGINAL ENTRIES			4,440
	TRANSFER STUDENTS			464
	TOTAL STUDENTS SERVED			4,904

STAFFING SUMMARY	NUMBER OF FTE'S	STUDENTS PER STAFF PERSON
CERTIFIED ---		
ADMNS	17	234.40
TEACHERS	212	18.80
OTHER	34	117.20
SUBTOTAL	263	15.10
CLASSIFIED ---		
MANAGERS	6	664.00
TEACH AIDS	32	124.50
OTHER	155	25.70
SUBTOTAL	193	20.60
TOTAL STAFF	456	8.70
TEACHER SALARIES		6,131,687

FINANCIAL DATA FUND DESCRIPTION	JULY 1, 1992			EXPENDITURES		JUNE 30, 1993
	FUND BALANCE	REVENUES	TRANSFERS	BUDGET	ACTUAL	BALANCE
MAINTENANCE & OPER	741,832	15,021,774	97	14,975,705	14,800,310	963,393
CAPITAL OUTLAY	70,887	807,433	0	878,191	808,481	69,659
ADJACENT WAYS	0	87,396	0	100,000	84,843	2,753
DEBT SERVICE	147,878	1,358,581	118,812	1,225,000	1,245,288	377,783
SCHOOL PLANT	4,154	2,371	0	8,000	844	5,681
FEDERAL PROJECTS	211,195	1,030,658	(13,125)	1,152,877	983,150	245,578
STATE PROJECTS	28,890	192,511	0	240,278	201,142	20,059
FOOD SERVICES	271,400	1,101,280	(68,152)	1,100,000	896,819	407,689
AUXILIARY OPERATIONS	0	0	0	0	0	0
UNEMPLOYMENT INSUR	6,100	15,250	0	30,000	15,158	6,192
OTHER	1,549,080	1,184,865	(97)	1,342,000	1,000,911	1,732,937
TOTAL	3,030,816	20,802,299	35,636	21,047,861	20,036,928	3,831,724
NOT INCLUDED ABOVE						
BOND BUILDING	20,559	7,556,812	(116,812)	7,400,000	431,453	7,029,106
INTRGVMENTL AGRMNTS	0	2,000	0	0	0	2,000
INDIRECT COSTS	111,266	3,814	81,277	160,000	102,224	93,933

Fiscal Year 1992 - 1993 Annual Report for the Arizona Department of Education

DESCRIPTION OF REVENUES RECEIVED BY SOURCE	LOCAL	COUNTY	STATE	FEDERAL	TOTAL REVENUES
MAINTENANCE & OPERATION	3,219,944	1,198,925	10,602,905	0	15,021,774
CAPITAL OUTLAY	173,497	64,698	569,238	0	807,433
ADJACENT WAYS	87,596	0	0	0	87,596
DEBT SERVICE	1,358,016	0	565	0	1,358,581
OTHER: SEE DESCRIPTION PAGE 25	2,371	0	192,511	1,030,658	1,225,540
TOTAL BY SOURCE	4,841,424	1,263,623	11,365,219	1,030,658	18,500,924
PERCENTAGE OF TOTAL REVENUES	26.20	6.80	61.40	5.60	100.00

SPECIAL EDUCATION PROGRAM EXPENDITURES - DESCRIPTION	BUDGET	ACTUAL
EDUCABLE MENTALLY	93,300	118,183
SERIOUSLY EMOTIONALLY	105,569	138,735
SERIOUSLY EMOT - PRIVATE	0	0
HEARING	59,400	57,012
OTHER HEALTH IMPAIRED	4,363	3,016
MULTIPLE DISABILITIES	111,808	80,804
MULTIPLE (SSI)	193,065	174,141
PHYSICALLY	0	0
LEARNING DISABLED	615,968	672,017
SPEECH / LANGUAGE	178,081	254,257
TRAINABLE MENTALLY	171,872	194,261
VISUALLY	35,266	12,321
PRESCHOOL MOD DEV DELAY	0	18,037
PRESCHOOL SEV DEV DELAY	46,543	6,414
-SUBTOTAL	1,814,388	1,639,029
GIFTED PROGRAMS	198,645	184,173
BILINGUAL ED	255,576	241,604
REMEDIATION ED	0	0
VOCATIONAL & TECH ED	0	0
CAREER ED	0	0
- SUBTOTAL	454,221	425,777
TOTAL (INCL IN MAINT & OPER)	2,068,607	2,064,806

DUPLICATED COUNTS FOR GIFTED PROG			
KDG	0	9	0
1	0	10	0
2	27	11	0
3	44	12	0
4	51	SUBTOTAL	
5	55	KDG - 12	285
6	63	ACTUAL EXPENDITURES	
7	17	K - 8	198,645
8	28	9 - 12	0
SUBTOTAL	285	TOTAL	198,645

MISCELLANEOUS DATA as of 6/30/93	
BONDS OUTSTANDING	12,370,000
LAND & IMPROVEMENTS	2,006,292
BUILDING & IMPROVEMENTS	14,707,065
FURNITURE, EQUIP, VEHICLES	3,552,642
CONSTRUCTION IN PROGRESS	323,856
TAX RATES	ASSESSED VALUATION
-- PRIMARY 2.6659	142,386,308
-- SECONDARY 8469	146,014,169
-- SRP	0

AVERAGE DAILY MEMBERSHIP	STATE AID ADM (RESIDENT)	ATTENDING ADM (RESIDENT)	ATTENDING ADM (NON RES)	TOTAL ATTENDING ADM	STAFFING SUMMARY	NUMBER OF FTE'S	STUDENTS PER STAFF PERSON
1990 - 1991					CERTIFIED ---		
ELEMENTARY	4,301,285	4,300,245	6,790	4,307,035	ADMINS	14	318.90
HIGH SCHOOL	0.000	0.000	0.000	0.000	TEACHERS	253	17.60
-- TOTAL	4,301,285	4,300,245	6,790	4,307,035	OTHER	21	212.60
1991 - 1992					SUBTOTAL	288	15.50
ELEMENTARY	4,363,845	4,360,345	6,345	4,366,690	CLASSIFIED ---		
HIGH SCHOOL	0.000	0.000	0.000	0.000	MANAGERS	5	893.00
-- TOTAL	4,363,845	4,360,345	6,345	4,366,690	TEACH AIDS	40	111.60
1992 - 1993					OTHER	155	28.80
ELEMENTARY	4,464,025	4,461,025	4,100	4,465,125	SUBTOTAL	200	22.30
HIGH SCHOOL	0.000	0.000	0.000	0.000	TOTAL STAFF	488	9.10
-- TOTAL	4,464,025	4,461,025	4,100	4,465,125	TEACHER SALARIES		7,728,628
ENROLLMENT	ORIGINAL ENTRIES			5,030			
1992 - 1993	TRANSFER STUDENTS			264			
	TOTAL STUDENTS SERVED			5,294			



FINANCIAL DATA FUND DESCRIPTION	JULY 1, 1992			EXPENDITURES		JUNE 30, 1993 BALANCE
	FUND BALANCE	REVENUES	TRANSFERS	BUDGET	ACTUAL	
MAINTENANCE & OPER	40,231	8,702,466	0	8,182,480	7,986,923	755,774
CAPITAL OUTLAY	196,076	348,112	0	410,910	356,910	187,278
ADJACENT WAYS	21,908	846	0	10,000	0	22,754
DEBT SERVICE	586,605	688,457	0	547,750	548,210	726,852
SCHOOL PLANT	9,213	1,805	0	10,000	209	10,809
FEDERAL PROJECTS	40,874	814,380	(17,561)	940,696	862,199	(24,506)
STATE PROJECTS	2,117	25,880	0	26,728	25,252	2,745
FOOD SERVICES	(1,342)	141,814	(32,707)	210,000	122,271	(14,506)
AUXILIARY OPERATIONS	103,391	196,835	0	300,000	225,112	73,914
UNEMPLOYMENT INSUR	43,216	9,441	0	42,000	0	52,657
OTHER	26,474	58,805	0	73,000	60,190	25,089
TOTAL	1,088,763	10,967,841	(50,268)	10,763,663	10,187,276	1,818,860
NOT INCLUDED ABOVE						
BOND BUILDING	0	0	0	0	0	0
INTRGVMNTL AGRMNTS	0	0	0	0	0	0
INDIRECT COSTS	1	17,303	0	15,000	15,000	2,304

Fiscal Year 1992 - 1993 Annual Report for the Arizona Department of Education

DESCRIPTION OF REVENUES RECEIVED BY SOURCE	LOCAL	COUNTY	STATE	FEDERAL	TOTAL REVENUES
MAINTENANCE & OPERATION	4,805,188	312,459	3,235,382	134,406	8,570,435
CAPITAL OUTLAY	209,081	12,847	126,184	0	348,112
ADJACENT WAYS	846	0	0	0	846
DEBT SERVICE	688,457	0	0	0	688,457
OTHER: SEE DESCRIPTION PAGE 35	1,805	0	25,880	814,380	842,065
TOTAL BY SOURCE	6,788,377	325,306	3,387,446	948,786	10,449,915
PERCENTAGE OF TOTAL REVENUES	55.40	3.10	32.40	9.10	100.00

SPECIAL EDUCATION PROGRAM EXPENDITURES - DESCRIPTION	BUDGET	ACTUAL
EDUCABLE MENTALLY	60,550	62,030
SERIOUSLY EMOTIONALLY	8,073	7,754
SERIOUSLY EMOT - PRIVATE	0	0
HEARING	0	0
OTHER HEALTH IMPAIRED	0	0
MULTIPLE DISABILITIES	37,944	38,769
MULTIPLE (SSI)	0	0
PHYSICALLY	0	0
LEARNING DISABLED	870,083	635,807
SPEECH / LANGUAGE	0	0
TRAINABLE MENTALLY	30,678	31,015
VISUALLY	0	0
PRESCHOOL MOD DEV DELAY	0	0
PRESCHOOL SEV DEV DELAY	0	0
-SUBTOTAL	807,128	776,376
GIFTED PROGRAMS	0	0
BILINGUAL ED	0	0
REMEDIATION ED	0	0
VOCATIONAL & TECH ED	0	0
CAREER ED	0	0
- SUBTOTAL	0	0
TOTAL (INCL IN MAINT & OPER)	807,328	776,376

DUPLICATED COUNTS FOR GIFTED PROG			
KDG	0	9	0
1	0	10	0
2	0	11	0
3	0	12	0
4	0	SUBTOTAL	0
5	0	KDG - 12	0
6	0	ACTUAL EXPENDITURES	
7	0	K - 12	0
8	0	9 - 12	0
SUBTOTAL	0	TOTAL	0

MISCELLANEOUS DATA as of 6/30/93	
BONDS OUTSTANDING	500,000
LAND & IMPROVEMENTS	611,843
BUILDING & IMPROVEMENTS	7,608,486
FURNITURE, EQUIP, VEHICLES	3,714,681
CONSTRUCTION IN PROGRESS	0
TAX RATES	ASSESSED VALUATION
-- PRIMARY 2.6350	185,122,461
-- SECONDARY 6402	189,901,472
-- S R P	292

AVERAGE DAILY MEMBERSHIP	STATE AID ADM (RESIDENT)	ATTENDING ADM (RESIDENT)	ATTENDING ADM (NON RES)	TOTAL ATTENDING ADM	STAFFING SUMMARY	NUMBER OF FTE'S	STUDENTS PER STAFF PERSON
1990 - 1991					CERTIFIED ---		
ELEMENTARY	0.000	0.000	0.000	0.000	ADMINS	7	27.60
HIGH SCHOOL	1,789.845	1,748.926	4.350	1,753.276	TEACHERS	99	19.30
-- TOTAL	1,789.845	1,748.926	4.350	1,753.276	OTHER	18	106.00
1991 - 1992					SUBTOTAL	124	15.40
ELEMENTARY	0.000	0.000	0.000	0.000	CLASSIFIED ---		
HIGH SCHOOL	1,808.795	1,765.475	3.600	1,769.075	MANAGERS	3	636.00
-- TOTAL	1,808.795	1,765.475	3.600	1,769.075	TEACH AIDS	17	112.20
1992 - 1993					OTHER	70	27.30
ELEMENTARY	0.000	0.000	0.000	0.000	SUBTOTAL	90	21.20
HIGH SCHOOL	1,909.055	1,908.055	0.000	1,908.055	TOTAL STAFF	214	8.90
-- TOTAL	1,909.055	1,908.055	0.000	1,908.055	TEACHER SALARIES		3,496,850
ENROLLMENT	ORIGINAL ENTRIES			2,396			
1992 1993	TRANSFER STUDENTS			82			
	TOTAL STUDENTS SERVED			2,478			

FINANCIAL DATA FUND DESCRIPTION	JULY 1, 1992			EXPENDITURES		JUNE 30, 1993
	FUND BALANCE	REVENUES	TRANSFERS	BUDGET	ACTUAL	BALANCE
MAINTENANCE & OPER	187,032	9,737,798	0	9,412,208	9,196,420	738,410
CAPITAL OUTLAY	147,333	751,157	0	758,979	751,822	146,668
ADJACENT WAYS	10,158	301	0	10,158	0	10,459
DEBT SERVICE	274,064	1,087,135	0	495,250	644,313	696,886
SCHOOL PLANT	11,158	5,454	0	11,156	0	16,810
FEDERAL PROJECTS	77,113	1,007,469	(15,944)	998,937	1,028,572	40,066
STATE PROJECTS	59,000	239,499	(3,857)	145,811	288,146	6,096
FOOD SERVICES	155,943	692,220	(73,000)	555,806	597,439	177,724
AUXILIARY OPERATIONS	19,508	54,663	0	85,000	53,095	21,074
UNEMPLOYMENT INSUR	38,317	978	0	36,144	15,688	23,605
OTHER	89,452	158,351	0	170,079	134,527	113,276
TOTAL	1,078,074	13,714,623	(92,801)	12,677,328	12,710,022	1,990,874
NOT INCLUDED ABOVE						
BOND BUILDING	1,989,418	6,465	0	2,000,000	819,159	1,176,724
INTRGVMNTL AGRMNTS	0	0	0	0	0	0
INDIRECT COSTS	6,800	92,859	0	25,000	99,079	580

Fiscal Year 1992 - 1993 Annual Report for the Arizona Department of Education

DESCRIPTION OF REVENUES RECEIVED BY SOURCE	LOCAL	COUNTY	STATE	FEDERAL	TOTAL REVENUES
MAINTENANCE & OPERATION	1,750,355	723,297	6,913,737	187,953	9,575,342
CAPITAL OUTLAY	133,929	105,730	511,498	0	751,157
ADJACENT WAYS	301	0	0	0	301
DEBT SERVICE	1,067,135	0	0	0	1,067,135
OTHER: SEE DESCRIPTION PAGE 35	5,454	0	239,099	1,007,469	1,252,022
TOTAL BY SOURCE	2,967,174	829,027	664,334	1,195,422	12,645,957
PERCENTAGE OF TOTAL REVENUES	23.40	6.60	60.60	9.50	100.00

SPECIAL EDUCATION PROGRAM EXPENDITURES - DESCRIPTION	BUDGET	ACTUAL
EDUCABLE MENTALLY	107,100	115,000
SERIOUSLY EMOTIONALLY	49,301	0
SERIOUSLY EMOT - PRIVATE	0	27,557
HEARING	9,135	0
OTHER HEALTH IMPAIRED	0	24,126
MULTIPLE DISABILITIES	72,103	30,175
MULTIPLE (SSI)	47,000	40,224
PHYSICALLY	0	0
LEARNING DISABLED	792,922	605,147
SPEECH / LANGUAGE	50,000	60,000
TRAINABLE MENTALLY	149,000	140,343
VISUALLY	28,038	20,850
PRESCHOOL MOD DEV DELAY	25,247	37,037
PRESCHOOL SEV DEV DELAY	0	38,683
-SUBTOTAL	1,329,846	1,139,142
GIFTED PROGRAMS	10,000	0
BILINGUAL ED	39,519	22,122
REMEDIAL ED	0	0
VOCATIONAL & TECH ED	374,918	424,073
CAREER ED	0	0
- SUBTOTAL	424,437	446,196
TOTAL (INCL IN MAINT & OPER)	1,754,283	1,585,337

DUPLICATED COUNTS FOR GIFTED PROG			
KDG	0	9	0
1	0	10	0
2	2	11	0
3	4	12	0
4	10	SUBTOTAL	0
5	12	KDG - 12	57
6	12	ACTUAL EXPENDITURES	
7	8	K - 8	0
8	9	9 - 12	0
SUBTOTAL	57	TOTAL	0

MISCELLANEOUS DATA as of 6/30/93	
BONDS OUTSTANDING	4,220,000
LAND & IMPROVEMENTS	566,033
BUILDING & IMPROVEMENTS	7,670,085
FURNITURE, EQUIP, VEHICLES	1,728,233
CONSTRUCTION IN PROGRESS	1,149,180
TAX RATES	ASSESSED VALUATION
-- PRIMARY 5.3111	33,530,180
-- SECONDARY 2.1499	34,617,736
-- S.R.P.	265,810

AVERAGE DAILY MEMBERSHIP	STATE AID ADM (RESIDENT)	ATTENDING ADM (RESIDENT)	ATTENDING ADM (NON RES)	TOTAL ATTENDING ADM
1990 - 1991				
ELEMENTARY	1,903,855	1,903,335	12,380	1,915,715
HIGH SCHOOL	623,268	583,690	4,210	587,900
-- TOTAL	2,527,123	2,487,026	16,590	2,503,615
1991 - 1992				
ELEMENTARY	1,924,017	1,915,470	6,280	1,921,750
HIGH SCHOOL	637,389	639,820	52,280	692,100
-- TOTAL	2,561,406	2,555,290	58,560	2,613,860
1992 - 1993				
ELEMENTARY	1,945,432	1,955,715	10,000	1,965,715
HIGH SCHOOL	652,638	659,133	4,840	663,973
-- TOTAL	2,598,070	2,614,848	14,840	2,629,688
ENROLLMENT				
1992 - 1993				
ORIGINAL ENTRIES				2,907
TRANSFER STUDENTS				254
TOTAL STUDENTS SERVED				3,161

STAFFING SUMMARY	NUMBER OF FTE'S	STUDENTS PER STAFF PERSON
CERTIFIED ---		
ADMINS	16	164.40
TEACHERS	151	17.40
OTHER	11	239.10
SUBTOTAL	178	14.80
CLASSIFIED ---		
MANAGERS	6	438.30
TEACH AIDS	28	93.90
OTHER	95	27.70
SUBTOTAL	129	20.40
TOTAL STAFF	307	8.60
TEACHER SALARIES		4,306,989

FINANCIAL DATA FUND DESCRIPTION	JULY 1, 1992			EXPENDITURES		JUNE 30, 1993
	FUND BALANCE	REVENUES	TRANSFERS	BUDGET	ACTUAL	BALANCE
MAINTENANCE & OPER	40,081	4,213,203	0	4,220,831	4,149,550	103,734
CAPITAL OUTLAY	47,960	240,977	0	236,449	236,307	52,630
ADJACENT WAYS	1,538	40,070	0	51,000	3,283	38,325
DEBT SERVICE	207,981	236,543	0	213,068	235,603	208,921
SCHOOL PLANT	18	1,075	0	0	0	1,093
FEDERAL PROJECTS	36,997	621,040	0	701,494	580,417	77,620
STATE PROJECTS	74,186	656,267	0	576,307	630,476	99,975
FOOD SERVICES	115,929	389,064	0	350,000	417,976	87,007
AUXILIARY OPERATIONS	0	0	0	0	0	0
UNEMPLOYMENT INSUR	24,444	24,713	0	5,000	3,329	45,828
OTHER	7,841	18,232	0	17,637	12,270	11,803
TOTAL	666,976	6,439,174	0	6,373,686	6,269,213	726,936
NOT INCLUDED ABOVE						
BOND BUILDING	469	0	0	469	469	0
INTRGVMNTL AGRMNTS	1,441	0	0	1,441	0	1,441
INDIRECT COSTS	0	0	0	0	0	0

Fiscal Year 1992 - 1993 Annual Report for the Arizona Department of Education

DESCRIPTION OF REVENUES RECEIVED BY SOURCE	LOCAL	COUNTY	STATE	FEDERAL	TOTAL REVENUES
MAINTENANCE & OPERATION	373,746	394,568	3,400,850	0	4,169,164
CAPITAL OUTLAY	22,986	23,147	194,834	0	240,977
ADJACENT WAYS	40,070	0	0	0	40,070
DEBT SERVICE	236,543	0	0	0	236,543
OTHER: SEE DESCRIPTION PAGE 35	1,075	0	656,267	621,040	1,278,382
TOTAL BY SOURCE	674,430	417,716	4,251,951	621,040	5,965,136
PERCENTAGE OF TOTAL REVENUES	11.30	7.00	71.30	10.40	100.00

SPECIAL EDUCATION PROGRAM EXPENDITURES - DESCRIPTION	BUDGET	ACTUAL
EDUCABLE MENTALLY	0	0
SERIOUSLY EMOTIONALLY	0	0
SERIOUSLY EMOT - PRIVATE	0	0
HEARING	0	0
OTHER HEALTH IMPAIRED	0	0
MULTIPLE DISABILITIES	86,000	80,364
MULTIPLE (SSI)	0	0
PHYSICALLY	0	0
LEARNING DISABLED	225,459	223,486
SPEECH / LANGUAGE	57,000	47,997
TRAINABLE MENTALLY	87,000	82,534
VISUALLY	0	0
PRESCHOOL MOD DEV DELAY	0	0
PRESCHOOL SEV DEV DELAY	20,000	14,387
- SUBTOTAL	476,459	449,246
GIFTED PROGRAMS	0	0
BILINGUAL ED	0	0
REMEDIAL ED	0	0
VOCATIONAL & TECH ED	0	0
CAREER ED	0	0
- SUBTOTAL	0	0
TOTAL (INCL IN MAINT & OPER)	476,459	449,246

DUPLICATED COUNTS FOR GIFTED PROG			
KDG	0	9	0
1	0	10	0
2	10	11	0
3	12	12	0
4	13	SUBTOTAL	0
5	19	KDG - 12	117
6	20	ACTUAL EXPENDITURES	
7	19	K - 8	0
8	24	9 - 12	0
SUBTOTAL	117	TOTAL	0

MISCELLANEOUS DATA as of 6/30/93		
BONDS OUTSTANDING		1,070,000
LAND & IMPROVEMENTS		241,341
BUILDING & IMPROVEMENTS		3,667,739
FURNITURE, EQUIP, VEHICLES		1,170,608
CONSTRUCTION IN PROGRESS		0
TAX RATES	ASSESSED VALUATION	
-- PRIMARY	3.3624	14,522,416
-- SECONDARY	1.4960	14,706,292
-- SRP		0

AVERAGE DAILY MEMBERSHIP	STATE AJO ADM (RESIDENT)	ATTENDING ADM (RESIDENT)	ATTENDING ADM (NON RES)	TOTAL ATTENDING ADM
1990 - 1991				
ELEMENTARY	1,239,635	1,232,435	0,000	1,232,435
HIGH SCHOOL	0,000	0,000	0,000	0,000
-- TOTAL	1,239,635	1,232,435	0,000	1,232,435
1991 - 1992				
ELEMENTARY	1,264,458	1,253,205	0,000	1,253,205
HIGH SCHOOL	0,000	0,000	0,000	0,000
-- TOTAL	1,264,458	1,253,205	0,000	1,253,205
1992 - 1993				
ELEMENTARY	1,209,042	1,203,015	0,000	1,203,015
HIGH SCHOOL	0,000	0,000	0,000	0,000
-- TOTAL	1,209,042	1,203,015	0,000	1,203,015
ENROLLMENT				
1992 - 1993				
ORIGINAL ENTRIES				1,345
TRANSFER STUDENTS				83
TOTAL STUDENTS SERVED				1,428

STAFFING SUMMARY	NUMBER OF FTE'S	STUDENTS PER STAFF PERSON
CERTIFIED ---		
ADMINS	6	200.50
TEACHERS	79	15.20
OTHER	2	601.50
SUBTOTAL	87	13.80
CLASSIFIED ---		
MANAGERS	3	401.00
TEACH AIDS	26	46.30
OTHER	39	30.80
SUBTOTAL	68	17.70
TOTAL STAFF	155	7.80
TEACHER SALARIES		2,164,346

FINANCIAL DATA FUND DESCRIPTION	JULY 1, 1992			EXPENDITURES		JUNE 30, 1993
	FUND BALANCE	REVENUES	TRANSFERS	BUDGET	ACTUAL	BALANCE
MAINTENANCE & OPER	(63,565)	4,208,494	0	3,721,638	3,845,800	497,129
CAPITAL OUTLAY	(13,019)	403,733	0	306,419	365,961	24,753
ADJACENT WAYS	0	0	0	0	0	0
DEBT SERVICE	356,914	368,608	0	392,095	384,328	341,194
SCHOOL PLANT	20,079	773,880	0	23,000	15,095	778,884
FEDERAL PROJECTS	19,877	293,617	0	304,000	294,718	18,778
STATE PROJECTS	1,782	27,948	0	68,000	24,826	5,104
FOOD SERVICES	35,542	158,419	0	250,000	151,223	42,738
AUXILIARY OPERATIONS	6,373	0	0	0	0	6,373
UNEMPLOYMENT INSUR	4,382	14,186	0	20,000	6,337	12,231
OTHER	4,326	10,570	0	61,000	11,724	3,172
TOTAL	372,691	6,257,465	0	6,326,152	4,899,810	1,730,336
NOT INCLUDED ABOVE						
BOND BUILDING	0	0	0	0	0	0
INTRGVMNTL AGRMNTS	0	0	0	0	0	0
INDIRECT COSTS	0	0	0	0	0	0

Fiscal Year 1992 - 1993 Annual Report for the Arizona Department of Education

DESCRIPTION OF REVENUES RECEIVED BY SOURCE	LOCAL	COUNTY	STATE	FEDERAL	TOTAL REVENUES
MAINTENANCE & OPERATION	1,805,479	235,178	2,102,272	0	4,142,929
CAPITAL OUTLAY	136,734	28,350	240,649	0	403,733
ADJACENT WAYS	0	0	0	0	0
DEBT SERVICE	368,608	0	0	0	368,608
OTHER: SEE DESCRIPTION PAGE 35	773,880	0	27,948	293,617	1,095,445
TOTAL BY SOURCE	3,084,701	261,528	2,370,869	293,617	6,010,715
PERCENTAGE OF TOTAL REVENUES	51.30	4.40	39.40	4.90	100.00

SPECIAL EDUCATION PROGRAM EXPENDITURES - DESCRIPTION	BUDGET	ACTUAL
EDUCABLE MENTALLY	31,876	30,529
SERIOUSLY EMOTIONALLY	7,356	20,420
SERIOUSLY EMOT - PRIVATE	0	0
HEARING	5,770	3,403
OTHER HEALTH IMPAIRED	0	3,403
MULTIPLE DISABILITIES	0	10,210
MULTIPLE (SSI)	0	0
PHYSICALLY	0	0
LEARNING DISABLED	228,884	173,567
SPEECH / LANGUAGE	28,848	66,364
TRAINABLE MENTALLY	7,563	6,807
VISUALLY	0	0
PRESCHOOL MOD DEV DELAY	2,500	3,403
PRESCHOOL SEV DEV DELAY	2,500	1,702
- SUBTOTAL	320,001	319,908
GIFTED PROGRAMS	2,000	0
BILINGUAL ED	5,000	0
REMEDIAL ED	0	0
VOCATIONAL & TECH ED	61,435	55,269
CAREER ED	0	0
- SUBTOTAL	68,435	55,269
TOTAL (INCL IN MAINT & OPER)	388,436	375,177

DUPLICATED COUNTS FOR GIFTED PROG			
KDG	0	9	0
1	0	10	0
2	0	11	0
3	0	12	0
4	0	SUBTOTAL	0
5	0	KDG - 12	0
6	0	ACTUAL EXPENDITURES	0
7	0	K - 8	0
8	0	9 - 12	0
SUBTOTAL	0	TOTAL	0

MISCELLANEOUS DATA as of 6/30/92		
BONDS OUTSTANDING		2,605,000
LAND & IMPROVEMENTS		1,141,679
BUILDING & IMPROVEMENTS		6,804,919
FURNITURE, EQUIP, VEHICLES		2,168,965
CONSTRUCTION IN PROGRESS		0
	TAX RATES	ASSESSED VALUATION
-- PRIMARY	5.5734	26,877,098
-- SECONDARY	1.2923	27,417,806
-- SRP		731,584

AVERAGE DAILY MEMBERSHIP	STATE AID ADM (RESIDENT)	ATTENDING ADM (RESIDENT)	ATTENDING ADM (NON RES)	TOTAL ATTENDING ADM
1990 - 1991				
ELEMENTARY	741,705	737,975	0,000	737,975
HIGH SCHOOL	278,430	278,430	0,000	278,430
-- TOTAL	1,020,138	1,016,405	0,000	1,016,405
1991 - 1992				
ELEMENTARY	717,130	715,860	38,865	754,725
HIGH SCHOOL	267,380	267,380	9,000	276,380
-- TOTAL	984,510	983,240	47,865	1,031,105
1992 - 1993				
ELEMENTARY	704,835	703,835	42,985	746,820
HIGH SCHOOL	257,300	257,300	7,250	264,550
-- TOTAL	962,135	961,135	50,235	1,011,370
ENROLLMENT				1,168
1992 - 1993				70
	ORIGINAL ENTRIES			1,238
	TRANSFER STUDENTS			
	TOTAL STUDENTS SERVED			

STAFFING SUMMARY	NUMBER OF FTE'S	STUDENTS PER STAFF PERSON
CERTIFIED ---		
ADMINS	6	168.60
TEACHERS	57	17.70
OTHER	3	337.10
SUBTOTAL	66	15.30
CLASSIFIED ---		
MANAGERS	3	337.10
TEACH AIDS	12	84.30
OTHER	30	33.70
SUBTOTAL	45	72.50
TOTAL STAFF	111	9.10
TEACHER SALARIES		1,649,840

FINANCIAL DATA FUND DESCRIPTION	JULY 1, 1992			EXPENDITURES		JUNE 30, 1993
	FUND BALANCE	REVENUES	TRANSFERS	BUDGET	ACTUAL	BALANCE
MAINTENANCE & OPER	28,202	1,331,287	0	1,342,140	1,332,368	27,101
CAPITAL OUTLAY	112,086	60,729	0	65,200	62,714	110,101
ADJACENT WAYS	0	0	0	0	0	0
DEBT SERVICE	53,714	60,748	0	62,175	58,022	56,440
SCHOOL PLANT	0	0	0	0	0	0
FEDERAL PROJECTS	3,727	11,787	0	14,241	13,76	1,750
STATE PROJECTS	0	501	0	2,000	50	1
FOOD SERVICES	5,713	52,122	0	75,000	48,569	9,286
AUXILIARY OPERATIONS	0	0	0	0	0	0
UNEMPLOYMENT INSUR	15,008	443	0	19,000	548	14,903
OTHER	0	0	0	2,200	0	0
TOTAL	218,480	1,817,897	0	1,581,958	1,516,485	219,562
NOT INCLUDED ABOVE						
BOND BUILDING	22,372	0	0	23,000	22,372	0
INTRGMNTL AGRMNTS	0	0	0	0	0	0
INDIRECT COSTS	0	0	0	0	0	0

Fiscal Year 1992 - 1993 Annual Report for the Arizona Department of Education

DESCRIPTION OF REVENUES RECEIVED BY SOURCE	LOCAL	COUNTY	STATE	FEDERAL	TOTAL REVENUES
MAINTENANCE & OPERATION	244,077	109,891	954,136	0	1,308,104
CAPITAL OUTLAY	12,951	4,561	43,217	0	60,729
ADJACENT WAYS	0	0	0	0	0
DEBT SERVICE	60,748	0	0	0	60,748
OTHER: SEE DESCRIPTION PAGE 35	0	0	501	11,787	12,288
TOTAL BY SOURCE	317,776	114,452	997,854	11,787	1,441,869
PERCENTAGE OF TOTAL REVENUES	22.00	7.90	69.20	0.80	100.00

SPECIAL EDUCATION PROGRAM EXPENDITURES - DESCRIPTION	BUDGET	ACTUAL
EDUCABLE MENTALLY	0	0
SERIOUSLY EMOTIONALLY	9,950	15,950
SERIOUSLY EMOT - PRIVATE	0	0
HEARING	0	0
OTHER HEALTH IMPAIRED	0	0
MULTIPLE DISABILITIES	0	0
MULTIPLE (SSI)	0	0
PHYSICALLY	0	0
LEARNING DISABLED	110,014	111,648
SPEECH / LANGUAGE	8,225	7,847
TRAINABLE MENTALLY	5,551	0
VISUALLY	0	0
PRESCHOOL MOD DEV DELAY	14,000	10,709
PRESCHOOL SEV DEV DELAY	0	0
- SUBTOTAL	147,740	148,154
GIFTED PROGRAMS	1,500	1,250
BILINGUAL ED	1,050	1,002
REMEDIAL ED	0	0
VOCATIONAL & TECH ED	0	0
CAREER ED	0	0
- SUBTOTAL	2,550	2,252
TOTAL (INCL IN MAINT & OPER)	150,290	148,406

DUPLICATED COUNTS FOR GIFTED PROG		
KDG	0	9
1	0	10
2	0	11
3	1	12
4	1	SUBTOTAL
5	2	KDG - 12
6	2	ACTUAL EXPENDITURES
7	1	K - 8
8	0	9 - 12
SUBTOTAL	7	TOTAL

MISCELLANEOUS DATA as of 6/30/93	
BONDS OUTSTANDING	396,000
LAND & IMPROVEMENTS	20,050
BUILDING & IMPROVEMENTS	608,703
FURNITURE, EQUIP, VEHICLES	460,065
CONSTRUCTION IN PROGRESS	0
TAX RATES	ASSESSED VALUATION
-- PRIMARY 4.5839	5,299,753
-- SECONDARY 88.09	5,562,439
-- S.R.P.	794,157

AVERAGE DAILY MEMBERSHIP	STATE AID ADM (RESIDENT)	ATTENDING ADM (RESIDENT)	ATTENDING ADM (NON RES)	TOTAL ATTENDING ADM
1990 - 1991				
ELEMENTARY	226,824	228,545	0,000	228,545
HIGH SCHOOL	75,576	0,000	0,000	0,000
-- TOTAL	302,400	228,545	0,000	228,545
1991 - 1992				
ELEMENTARY	210,425	210,425	0,000	210,425
HIGH SCHOOL	99,180	0,000	0,000	0,000
-- TOTAL	309,605	210,425	0,000	210,425
1992 - 1993				
ELEMENTARY	208,256	210,335	0,000	210,335
HIGH SCHOOL	91,070	0,000	0,000	0,000
-- TOTAL	299,326	210,335	0,000	210,335
ENROLLMENT 1992 - 1993				
ORIGINAL ENTRIES				232
TRANSFER STUDENTS				38
TOTAL STUDENTS SERVED				270

STAFFING SUMMARY	NUMBER OF FTE'S	STUDENTS PER STAFF PERSON
CERTIFIED ---		
ADMINS	1	210.30
TEACHERS	11	19.10
OTHER	1	210.30
SUBTOTAL	13	16.20
CLASSIFIED ---		
MANAGERS	1	210.30
TEACH AIDS	6	35.10
OTHER	10	21.00
SUBTOTAL	17	12.40
TOTAL STAFF	30	7.00
TEACHER SALARIES		306,653

FINANCIAL DATA FUND DESCRIPTION	JULY 1, 1992			EXPENDITURES		JUNE 30, 1993
	FUND BALANCE	REVENUES	TRANSFERS	BUDGET	ACTUAL	BALANCE
MAINTENANCE & OPER	479,868	6,015,495	0	6,246,866	6,117,906	377,457
CAPITAL OUTLAY	734,413	24,350	0	500,000	374,601	384,162
ADJACENT WAYS	0	0	0	0	0	0
DEBT SERVICE	868,573	764,109	0	654,650	1,105,025	527,657
SCHOOL PLANT	0	0	0	0	0	0
FEDERAL PROJECTS	112,567	339,350	0	415,000	371,152	80,765
STATE PROJECTS	6,738	24,462	0	88,000	24,952	6,248
FOOD SERVICES	76,175	394,627	0	400,000	375,106	95,696
AUXILIARY OPERATIONS	10,963	62,228	0	100,000	62,873	10,338
UNEMPLOYMENT INSUR	240,180	6,728	0	150,000	27,687	219,201
OTHER	193,758	189,594	0	385,000	161,996	221,356
TOTAL	2,723,236	7,820,947	0	6,839,516	8,621,296	1,922,880
NOT INCLUDED ABOVE						
BOND BUILDING	834,244	0	0	7,500,000	833,082	1,162
INTRGOVMTL AGRMNTS	3,650	25,438	0	0	24,396	4,692
INDIRECT COSTS	0	0	0	0	0	0

Fiscal Year 1992 - 1993 Annual Report for the Arizona Department of Education

DESCRIPTION OF REVENUES RECEIVED BY SOURCE	LOCAL	COUNTY	STATE	FEDERAL	TOTAL REVENUES
MAINTENANCE & OPERATION	2,857,198	328,213	2,707,732	0	5,893,143
CAPITAL OUTLAY	10,128	0	14,222	0	24,350
ADJACENT WAYS	0	0	0	0	0
DEBT SERVICE	764,109	0	0	0	764,109
OTHER: SEE DESCRIPTION PAGE 35	0	0	24,462	339,350	363,812
TOTAL BY SOURCE	3,631,436	328,213	2,746,416	339,350	7,045,414
PERCENTAGE OF TOTAL REVENUES	51.50	4.70	39.00	4.80	100.00

SPECIAL EDUCATION PROGRAM EXPENDITURES - DESCRIPTION	BUDGET	ACTUAL
EDUCABLE MENTALLY	129,553	116,049
SERIOUSLY EMOTIONALLY	37,015	33,157
SERIOUSLY EMOT - PRIVATE	0	0
HEARING	5,500	4,973
OTHER HEALTH IMPAIRED	4,000	8,289
MULTIPLE DISABILITIES	37,000	33,000
MULTIPLE (SSI)	0	0
PHYSICALLY	0	0
LEARNING DISABLED	230,600	210,545
SPEECH / LANGUAGE	92,538	82,892
TRAINABLE MENTALLY	46,269	41,446
VISUALLY	6,279	6,763
PRESCHOOL MOD DEV DELAY	0	0
PRESCHODL SEV DEV DELAY	5,000	4,973
-SUBTOTAL	600,754	547,087
GIFTED PROGRAMS	32,443	29,012
BILINGUAL ED	74,030	66,313
REMEDIAL ED	152,861	140,916
VOCATIONAL & TECH ED	45,343	40,617
CAREER ED	5,500	4,974
- SUBTOTAL	310,177	281,832
TOTAL (INCL IN MAINT & OPER)	910,931	828,919

DUPLICATED COUNTS FOR GIFTED PROG			
KDG	0	9	0
1	1	10	25
2	13	11	42
3	16	12	60
4	11	SUBTOTAL	127
5	24	KDG - 12	241
6	9	ACTUAL EXPENDITURES	
7	25	K - 8	23,210
8	15	9 - 12	5,802
SUBTOTAL	114	TOTAL	29,012

MISCELLANEOUS DATA as of 6/30/93		
BONDS OUTSTANDING	6,960,000	
LAND & IMPROVEMENTS	796,692	
BUILDING & IMPROVEMENTS	8,977,853	
FURNITURE, EQUIP, VEHICLES	2,904,303	
CONSTRUCTION IN PROGRESS	7,500,000	
TAX RATES	ASSESSED VALUATION	
-- PRIMARY	3.9481	63,368,094
-- SECONDARY	1.1647	63,536,446
-- S.R.P.		0

AVERAGE DAILY MEMBERSHIP	STATE AID ADM (RESIDENT)	ATTENDING ADM (RESIDENT)	ATTENDING ADM (NON RES)	TOTAL ATTENDING ADM
1990 - 1991				
ELEMENTARY	1,144,640	1,144,640	17,240	1,161,880
HIGH SCHOOL	496,680	496,680	132,285	628,965
-- TOTAL	1,541,320	1,641,320	149,525	1,790,845
1991 - 1992				
ELEMENTARY	1,122,795	1,122,795	21,535	1,144,330
HIGH SCHOOL	458,905	465,965	110,813	576,778
-- TOTAL	1,581,700	1,588,760	132,348	1,721,108
1992 - 1993				
ELEMENTARY	1,140,384	1,154,455	17,420	1,171,875
HIGH SCHOOL	466,419	470,785	119,170	589,955
-- TOTAL	1,606,799	1,625,240	136,590	1,761,830
ENROLLMENT				1,907
1992 - 1993				76
				1,983
	ORIGINAL ENTRIES			
	TRANSFER STUDENTS			
	TOTAL STUDENTS SERVED			

STAFFING SUMMARY	NUMBER OF FTE'S	STUDENTS PER STAFF PERSON
CERTIFIED ---		
ADMINS	6	220.20
TEACHERS	108	16.30
OTHER	5	352.40
SUBTOTAL	121	14.60
CLASSIFIED ---		
MANAGERS	6	293.60
TEACH AIDS	21	83.90
OTHER	63	28.00
SUBTOTAL	90	19.60
TOTAL STAFF	211	8.30
TEACHER SALARIES		2,865,695

FINANCIAL DATA FUND DESCRIPTION	JULY 1, 1992			EXPENDITURES		JUNE 30, 1993
	FUND BALANCE	REVENUES	TRANSFERS	BUDGET	ACTUAL	BALANCE
MAINTENANCE & OPER	93,981	3,378,318	0	3,451,873	3,395,193	77,108
CAPITAL OUTLAY	44,317	216,758	0	188,540	185,117	75,958
ADJACENT WAYS	0	0	0	0	0	0
DEBT SERVICE	269,259	381,771	0	367,240	365,138	285,892
SCHOOL PLANT	0	0	0	22,000	0	0
FEDERAL PROJECTS	40,067	429,970	0	357,247	434,430	35,597
STATE PROJECTS	42,029	96,448	0	38,864	87,013	51,484
FOOD SERVICES	67,222	251,967	0	212,000	248,195	70,994
AUXILIARY OPERATIONS	3,307	11,641	0	12,000	12,122	2,826
UNEMPLOYMENT INSUR	87,070	3,050	0	3,000	0	90,120
OTHER	24,950	19,715	0	10,000	19,013	25,652
TOTAL	872,182	4,789,838	0	4,668,664	4,748,221	718,609
NOT INCLUDED ABOVE						
BOND BUILDING	0	0	0	0	0	0
INTRGVMNTL AGRMNTS	0	5,053	0	0	4,909	144
INDIRECT COSTS	0	2,714	0	3,000	0	2,714

Fiscal Year 1992 - 1993 Annual Report for the Arizona Department of Education

DESCRIPTION OF REVENUES RECEIVED BY SOURCE	LOCAL	COUNTY	STATE	FEDERAL	TOTAL REVENUES
MAINTENANCE & OPERATION	475,972	276,689	2,416,337	154,771	3,323,769
CAPITAL OUTLAY	31,275	17,803	156,696	10,984	216,758
ADJACENT WAYS	0	0	0	0	0
DEBT SERVICE	381,771	0	0	0	381,771
OTHER: SEE DESCRIPTION PAGE 35	0	0	96,448	429,970	526,418
TOTAL BY SOURCE	889,018	294,492	2,669,481	595,725	4,448,716
PERCENTAGE OF TOTAL REVENUES	20.00	6.60	60.00	13.40	100.00

SPECIAL EDUCATION PROGRAM EXPENDITURES - DESCRIPTION	BUDGET	ACTUAL
EDUCABLE MENTALLY	30,000	10,000
SERIOUSLY EMOTIONALLY	30,000	10,000
SERIOUSLY EMOT - PRIVATE	12,000	12,000
HEARING	0	0
OTHER HEALTH IMPAIRED	5,000	5,000
MULTIPLE DISABILITIES	20,000	10,000
MULTIPLE (ISSI)	30,000	20,000
PHYSICALLY	0	0
LEARNING DISABLED	100,000	30,000
SPEECH / LANGUAGE	30,000	0
TRAINABLE MENTALLY	0	0
VISUALLY	0	20,507
PRESCHOOL MOD DEV DELAY	20,507	10,000
PRESCHOOL SEV DEV DELAY	10,000	0
-SUBTOTAL	298,507	222,507
GIFTED PROGRAMS	22,000	22,000
BILINGUAL ED	0	0
REMEDIAL ED	0	0
VOCATIONAL & TECH ED	47,019	28,180
CAREER ED	3,000	2,000
- SUBTOTAL	72,019	52,180
TOTAL (INCL IN MAINT & OPER)	370,526	274,687

DUPLICATED COUNTS FOR GIFTED PROG			
KDG	0	9	4
1	0	10	3
2	0	11	2
3	10	12	1
4	5	SUBTOTAL	
5	5	KDG - 12	43
6	3	ACTUAL EXPENDITURES	
7	9	K - 8	0
8	1	9 - 12	0
SUBTOTAL	33	TOTAL	0

MISCELLANEOUS DATA as of 6/30/93	
BONDS OUTSTANDING	3,000,000
LAND & IMPROVEMENTS	577,695
BUILDING & IMPROVEMENTS	7,844,996
FURNITURE, EQUIP, VEHICLES	1,795,395
CONSTRUCTION IN PROGRESS	0
TAX RATES	ASSESSED VALUATION
-- PRIMARY 4.0112	13,624,908
-- SECONDARY 2.7113	14,015,346
-- S.R.P.	0

AVERAGE DAILY MEMBERSHIP	STATE AID ADM (RESIDENT)	ATTENDING ADM (RESIDENT)	ATTENDING ADM (NON RES)	TOTAL ATTENDING ADM
1990 - 1991				
ELEMENTARY	593,835	593,835	2,410	596,245
HIGH SCHOOL	207,730	204,950	1,950	206,900
-- TOTAL	801,565	798,785	4,360	803,145
1991 - 1992				
ELEMENTARY	668,436	668,470	0,000	668,470
HIGH SCHOOL	205,023	207,350	0,000	207,350
-- TOTAL	873,459	875,820	0,000	878,820
1992 - 1993				
ELEMENTARY	677,030	677,030	600	677,630
HIGH SCHOOL	746,133	243,803	600	244,403
-- TOTAL	923,163	920,833	1,200	922,033
ENROLLMENT 1992 - 1993				
ORIGINAL ENTRIES				1,057
TRANSFER STUDENTS				59
TOTAL STUDENTS SERVED				1,116

STAFFING SUMMARY	NUMBER OF FTE'S	STUDENTS PER STAFF PERSON
CERTIFIED ---		
ADMINS	5	184.40
TEACHERS	57	16.20
OTHER	5	184.40
SUBTOTAL	67	13.80
CLASSIFIED ---		
MANAGERS	3	307.30
TEACH AIDS	15	61.50
OTHER	29	31.80
SUBTOTAL	47	19.60
TOTAL STAFF	114	8.10
TEACHER SALARIES		1,653,294

FINANCIAL DATA FUND DESCRIPTION	JULY 1, 1992			EXPENDITURES			JUNE 30, 1993
	FUND BALANCE	REVENUES	TRANSFERS	BUDGET	ACTUAL	BALANCE	
MAINTENANCE & OPER	48,913	407,810	0	418,404	418,005	36,518	
CAPITAL OUTLAY	1,910	26,948	0	25,251	24,553	4,305	
ADJACENT WAYS	0	0	0	0	0	0	
DEBT SERVICE	0	0	0	0	0	0	
SCHOOL PLANT	6,084	4,967	0	11,000	4,780	6,281	
FEDERAL PROJECTS	2,931	17,870	0	58,100	14,275	6,526	
STATE PROJECTS	9,775	57,504	0	60,000	57,656	9,623	
FOOD SERVICES	5,813	48,795	0	68,553	53,474	1,134	
AUXILIARY OPERATIONS	0	0	0	0	0	0	
UNEMPLOYMENT INSUR	0	0	0	7,000	0	0	
OTHER	25,456	3,982	0	5,000	4,408	25,030	
TOTAL	86,892	667,676	0	663,308	677,161	89,417	
NOT INCLUDED ABOVE							
BOND BUILDING	0	0	0	0	0	0	
INTRCVMNTL AGRMNTS	0	0	0	0	0	0	
INOIRECT COSTS	0	0	0	0	0	0	

Fiscal Year 1992 - 1993 Annual Report for the Arizona Department of Education

DESCRIPTION OF REVENUES RECEIVED BY SOURCE	LOCAL	COUNTY	STATE	FEDERAL	TOTAL REVENUES
MAINTENANCE & OPERATION	93,830	31,300	281,158	0	406,288
CAPITAL OUTLAY	6,069	2,014	18,865	0	26,948
ADJACENT WAYS	0	0	0	0	0
DEBT SERVICE	0	0	0	0	0
OTHER: SEE DESCRIPTION PAGE 35	4,967	0	57,504	17,870	80,341
TOTAL BY SOURCE	104,868	33,314	367,626	17,870	513,675
PERCENTAGE OF TOTAL REVENUES	20.4%	6.5%	69.6%	3.5%	100.0%

SPECIAL EDUCATION PROGRAM EXPENDITURES - DESCRIPTION	BUDGET	ACTUAL
EDUCABLE MENTALLY	0	0
SERIOUSLY EMOTIONALLY	0	0
SERIOUSLY EMOT - PRIVATE	0	0
HEARING	0	0
OTHER HEALTH IMPAIRED	0	0
MULTIPLE DISABILITIES	10,690	0
MULTIPLE (SSI)	15,051	0
PHYSICALLY	0	0
LEARNING DISABLED	8,536	21,343
SPEECH / LANGUAGE	0	7,801
TRAINABLE MENTALLY	0	0
VISUALLY	0	0
PRESCHOOL MOD DEV DELAY	0	0
PRESCHOOL SEV DEV DELAY	9,592	16,855
-SUBTOTAL	43,869	45,999
GIFTED PROGRAMS	0	0
BILINGUAL ED	2,131	0
REMEDIAL ED	0	0
VOCATIONAL & TECH ED	0	0
CAREER ED	0	0
- SUBTOTAL	2,131	0
TOTAL (INCL IN MAINT & OPER)	46,000	45,999

DUPLICATED COUNTS FOR GIFTED PROG			
KDG	0	9	0
1	0	10	0
2	0	11	0
3	1	12	0
4	3	SUBTOTAL	0
5	1	KDG - 12	7
6	2	ACTUAL EXPENDITURES	
7	0	K - 2	0
8	0	9 - 12	0
SUBTOTAL	7	TOTAL	0

MISCELLANEOUS DATA as of 6/30/93	
BONDS OUTSTANDING	0
LAND & IMPROVEMENTS	21,600
BUILDING & IMPROVEMENTS	2,015,825
FURNITURE, EQUIP, VEHICLES	172,368
CONSTRUCTION IN PROGRESS	0
TAX RATES	ASSESSED VALUATION
-- PRIMARY	0.0000
-- SECONDARY	0.0000
-- S R P.	0

AVERAGE DAILY MEMBERSHIP	STATE AID ADM (RESIDENT)	ATTENDING ADM (RESIDENT)	ATTENDING ADM (NON RES)	TOTAL ATTENDING ADM	STAFFING SUMMARY	NUMBER OF FYE'S	STUDENTS PER STAFF PERSON
1990 - 1991					CERTIFIED ---		
ELEMENTARY	79,680	79,690	0,000	79,690	ADMINS	1	55.70
HIGH SCHOOL	0,000	0,000	0,000	0,000	TEACHERS	4	13.90
-- TOTAL	79,680	79,690	0,000	79,690	OTHER	0	0.00
1991 - 1992					SUBTOTAL	5	11.10
ELEMENTARY	81,191	80,855	0,000	80,855	CLASSIFIED ---		
HIGH SCHOOL	0,000	0,000	0,000	0,000	MANAGERS	0	0.00
-- TOTAL	81,191	80,855	0,000	80,855	TEACH AIDS	4	13.90
1992 - 1993					OTHER	9	6.20
ELEMENTARY	55,401	55,690	0,000	55,690	SUBTOTAL	13	4.30
HIGH SCHOOL	0,000	0,000	0,000	0,000	TOTAL STAFF	18	3.10
-- TOTAL	55,401	55,690	0,000	55,690	TEACHER SALARIES		103,962
ENROLLMENT				83			
1992 - 1993				16			
		ORIGINAL ENTRIES		99			
		TRANSFER STUDENTS					
		TOTAL STUDENTS SERVED					

FINANCIAL DATA FUND DESCRIPTION	JULY 1, 1992			EXPENDITURES		JUNE 30, 1993 BALANCE
	FUND BALANCE	REVENUES	TRANSFERS	BUDGET	ACTUAL	
MAINTENANCE & OPER	82,717	2,861,367	0	2,816,818	2,798,278	145,806
CAPITAL OUTLAY	9,178	215,257	0	205,000	204,812	19,823
ADJACENT WAYS	79,214	2,341	0	79,025	1,750	79,805
DEBT SERVICE	136,993	207,577	0	215,514	190,495	154,075
SCHOOL PLANT	15,811	467	0	0	0	16,078
FEDERAL PROJECTS	17,542	110,195	0	111,181	117,270	10,467
STATE PROJECTS	622	3,803	0	2,658	3,396	1,229
FOOD SERVICES	7,609	97,254	0	117,055	96,250	8,613
AUXILIARY OPERATIONS	0	0	0	0	0	0
UNEMPLOYMENT INSUR	0	0	0	0	0	0
OTHER	17,000	34,045	0	15,800	35,471	15,574
TOTAL	368,686	3,632,308	0	3,643,061	3,447,622	461,470
NOT INCLUDED ABOVE						
BOND BUILDING	586,816	0	0	750,000	586,816	0
INTRGVMNTL AGRMNTS	223	35	0	0	0	258
INDIRECT COSTS	0	0	0	0	0	0

Fiscal Year 1992 - 1993 Annual Report for the Arizona Department of Education

DESCRIPTION OF REVENUES RECEIVED BY SOURCE	LOCAL	COUNTY	STATE	FEDERAL	TOTAL REVENUES
MAINTENANCE & OPERATION	1,138,983	162,128	1,502,314	0	2,803,425
CAPITAL OUTLAY	85,868	12,338	117,051	0	215,257
ADJACENT WAYS	2,341	0	0	0	2,341
DEBT SERVICE	207,577	0	0	0	207,577
OTHER: SEE DESCRIPTION PAGE 35	467	0	3,803	10,195	114,465
TOTAL BY SOURCE	1,435,236	174,466	1,623,168	110,195	3,343,065
PERCENTAGE OF TOTAL REVENUES	42.90	5.20	48.60	3.30	100.00

SPECIAL EDUCATION PROGRAM EXPENDITURES - DESCRIPTION	BUDGET	ACTUAL
EDUCABLE MENTALLY	0	3,860
SERIOUSLY EMOTIONALLY	0	3,860
SERIOUSLY EMOT - PRIVATE	0	0
HEARING	2,278	3,860
OTHER HEALTH IMPAIRED	0	0
MULTIPLE DISABILITIES	4,557	0
MULTIPLE (SSI)	0	0
PHYSICALLY	0	0
LEARNING DISABLED	179,993	157,166
SPEECH / LANGUAGE	82,022	0
TRAINABLE MENTALLY	2,278	9,140
VISUALLY	2,278	3,860
PRESCHOOL MOO DEV DELAY	0	39,782
PRESCHOOL SEV DEV DELAY	0	11,365
-SUBTOTAL	273,406	232,893
GIFTED PROGRAMS	0	27,293
BILINGUAL ED	0	0
REMEDIAL ED	0	0
VOCATIONAL & TECH ED	0	0
CAREER ED	0	0
- SUBTOTAL	0	27,293
TOTAL (INCL IN MAINT & OPER)	273,406	260,186

DUPLICATED COUNTS FOR GIFTED PROG			
KDG	0	9	0
1	0	10	0
2	0	11	0
3	7	12	0
4	5	SUBTOTAL	0
5	6	KDG - 12	37
6	11	ACTUAL EXPENDITURES	
7	2	K - 8	14,217
8	6	9 - 12	0
SUBTOTAL	37	TOTAL	14,217

MISCELLANEOUS DATA as of 6/30/93		
BONDS OUTSTANDING		1,805,000
LAND & IMPROVEMENTS		2,048,662
BUILDING & IMPROVEMENTS		3,840,330
FURNITURE, EQUIP, VEHICLES		629,462
CONSTRUCTION IN PROGRESS		0
TAX RATES ASSESSED VALUATION		
-- PRIMARY	4.9299	28,297,384
-- SECONDARY	6466	30,004,390
-- S R P.		0

AVERAGE DAILY MEMBERSHIP	STATE AID ADM (RESIDENT)	ATTENDING ADM (RESIDENT)	ATTENDING ADM (NON RES)	TOTAL ATTENDING ADM
1990 - 1991				
ELEMENTARY	514,565	512,805	0,000	512,805
HIGH SCHOOL	238,535	0,000	0,000	0,000
-- TOTAL	753,100	512,805	0,000	512,805
1991 - 1992				
ELEMENTARY	533,205	531,205	0,000	531,205
HIGH SCHOOL	222,373	0,000	0,000	0,000
-- TOTAL	755,578	531,205	0,000	531,205
1992 - 1993				
ELEMENTARY	514,947	515,190	0,000	515,190
HIGH SCHOOL	215,005	0,000	0,000	0,000
-- TOTAL	729,952	515,190	0,000	515,190
ENROLLMENT 1992 - 1993				
ORIGINAL ENTRIES				67
TRANSFER STUDENTS				38
TOTAL STUDENTS SERVED				605

STAFFING SUMMARY	NUMBER OF FTE'S	STUDENTS PER STAFF PERSON
CERTIFIED ---		
ADMINS	3	171.70
TEACHERS	35	14.70
OTHER	5	103.00
SUBTOTAL	43	17.00
CLASSIFIED ---		
MANAGERS		128.80
TEACH AIDS		46.80
OTHER	20	25.80
SUBTOTAL	35	14.70
TOTAL STAFF	78	6.60
TEACHER SALARIES		1,024,511

FINANCIAL DATA FUND DESCRIPTION	JULY 1, 1992			EXPENDITURES		JUNE 30, 1993
	FUND BALANCE	REVENUES	TRANSFERS	BUDGET	ACTUAL	BALANCE
MAINTENANCE & OPER	93,985	722,999	0	708,076	703,253	113,731
CAPITAL OUTLAY	73,701	45,829	0	95,000	91,156	28,374
ADJACENT WAYS	0	0	0	0	0	0
DEBT SERVICE	0	0	0	0	0	0
SCHOOL PLANT	954	1,248	0	0	0	2,202
FEDERAL PROJECTS	29,547	116,839	0	168,000	132,965	13,421
STATE PROJECTS	27,402	129,388	0	187,500	130,738	28,672
FOOD SERVICES	17,205	84,143	0	110,000	70,659	10,639
AUXILIARY OPERATIONS	0	0	0	0	0	0
UNEMPLOYMENT INSUR	28,548	854	0	30,000	0	29,403
OTHER	3,506	5,025	0	21,808	4,929	3,602
TOTAL	274,848	1,086,325	0	1,318,384	1,133,700	227,474
NOT INCLUDED ABOVE						
BOND BUILDING	0	0	0	0	0	0
INTRGVMENTL AGRMNTS	0	0	0	0	0	0
INDIRECT COSTS	0	0	0	0	0	0

Fiscal Year 1992 - 1993 Annual Report for the Arizona Department of Education

DESCRIPTION OF REVENUES RECEIVED BY SOURCE	LOCAL	COUNTY	STATE	FEDERAL	TOTAL REVENUES
MAINTENANCE & OPERATION	185,193	51,299	446,687	0	683,179
CAPITAL OUTLAY	14,059	3,300	28,470	0	45,829
ADJACENT WAYS	0	0	0	0	0
DEBT SERVICE	0	0	0	0	0
OTHER: SEE DESCRIPTION PAGE 35	1,248	0	129,388	116,839	247,475
TOTAL BY SOURCE	200,500	54,599	604,545	116,839	976,483
PERCENTAGE OF TOTAL REVENUES	20.50	5.60	61.90	12.00	100.00

SPECIAL EDUCATION PROGRAM EXPENDITURES - DESCRIPTION	BUDGET	ACTUAL
EDUCABLE MENTALLY	5,346	5,401
SERIOUSLY EMOTIONALLY	2,698	2,726
SERIOUSLY EMOT - PRIVATE	0	0
HEARING	0	0
OTHER HEALTH IMPAIRED	0	0
MULTIPLE DISABILITIES	0	0
MULTIPLE (SSI)	0	0
PHYSICALLY	0	0
LEARNING DISABLED	20,306	20,566
SPEECH / LANGUAGE	16,598	16,769
TRAINABLE MENTALLY	0	0
VISUALLY	0	0
PRESCHOOL MOD DEV DELAY	0	0
PRESCHOOL SEV DEV DELAY	0	0
-SUBTOTAL	44,948	45,462
GIFTED PROGRAMS	2,000	2,021
BILINGUAL ED	15,000	15,155
REMEDIAL ED	1,200	1,212
VOCATIONAL & TECH ED	0	0
CAREER ED	0	0
- SUBTOTAL	18,200	18,388
TOTAL (INCL IN MAINT & OPER)	63,148	63,850

DUPLICATED COUNTS FOR GIFTED PROG			
KDG	0	9	0
1	0	10	0
2	0	11	0
3	0	12	0
4	0	SUBTOTAL	0
5	0	KDG - 12	0
6	0	ACTUAL EXPENDITURES	
7	0	K - 8	2,021
8	0	9 - 12	0
SUBTOTAL	0	TOTAL	2,021

MISCELLANEOUS DATA as of 6/30/93	
BONDS OUTSTANDING	0
LAND & IMPROVEMENTS	2,842
BUILDING & IMPROVEMENTS	23,070
FURNITURE, EQUIP, VEHICLES	55,467
CONSTRUCTION IN PROGRESS	0
TAX RATES	ASSESSED VALUATION
-- PRIMARY 1.3596	6,201,919
-- SECONDARY 1.1956	6,282,617
-- S.R.P.	0

AVERAGE DAILY MEMBERSHIP	STATE AID ADM (RESIDENT)	ATTENDING ADM (RESIDENT)	ATTENDING ADM (NON RES)	TOTAL ATTENDING ADM
1990 - 1991				
ELEMENTARY	156,500	156,500	0,000	156,500
HIGH SCHOOL	0,000	0,000	0,000	0,000
-- TOTAL	156,500	156,500	0,000	156,500
1991 - 1992				
ELEMENTARY	148,305	147,305	0,000	147,305
HIGH SCHOOL	0,000	0,000	0,000	0,000
-- TOTAL	148,305	147,305	0,000	147,305
1992 - 1993				
ELEMENTARY	169,280	170,440	0,000	170,440
HIGH SCHOOL	0,000	0,000	0,000	0,000
-- TOTAL	169,280	170,440	0,000	170,440
ENROLLMENT				
1992 - 1993				184
ORIGINAL ENTRIES				28
TRANSFER STUDENTS				212
TOTAL STUDENTS SERVED				212

STAFFING SUMMARY	NUMBER OF FTE'S	STUDENTS PER STAFF PERSON
CERTIFIED		
ADMINS	1	170.40
TEACHERS	13	13.10
OTHER	0	0.00
SUBTOTAL	14	12.20
CLASSIFIED		
MANAGERS	2	85.20
TEACH AIDS	9	18.90
OTHER	6	28.40
SUBTOTAL	17	10.00
TOTAL STAFF	31	5.50
TEACHER SALARIES		346,511



FINANCIAL DATA FUND DESCRIPTION	JULY 1, 1992			EXPENDITURES		JUNE 30, 1993
	FUND BALANCE	REVENUES	TRANSFERS	BUDGET	ACTUAL	BALANCE
MAINTENANCE & OPER	184,078	4,341,979	0	4,308,754	4,028,051	508,004
CAPITAL OUTLAY	67,249	184,036	0	230,968	217,534	33,751
ADJACENT WAYS	0	0	0	0	0	0
DEBT SERVICE	0	0	0	0	0	0
SCHOOL PLAN†	0	0	0	0	0	0
FEDERAL PROJECTS	65,556	193,451	0	228,800	198,184	60,823
STATE PROJECTS	3,913	1,335	(3)	0	5,187	58
FOOD SERVICES	32,975	127,738	0	150,000	123,902	36,811
AUXILIARY OPERATIONS	45,484	60,177	0	52,500	58,178	47,465
UNEMPLOYMENT INSUR	69,232	2,066	0	70,000	334	70,963
OTHER	12,599	2,570	0	12,000	2,300	12,839
TOTAL	481,034	4,913,361	(3)	5,060,822	4,633,668	770,714
NOT INCLUDED ABOVE						
BOND BUILDING	0	0	0	0	0	0
INTRGVMNTL AGRMNTS	0	0	0	0	0	0
INDIRECT COSTS	0	0	0	0	0	0

Fiscal Year 1992 - 1993 Annual Report for the Arizona Department of Education

DESCRIPTION OF REVENUES RECEIVED BY SOURCE	LOCAL	COUNTY	STATE	FEDERAL	TOTAL REVENUES
MAINTENANCE & OPERATION	2,927,988	135,815	1,177,274	0	4,241,075
CAPITAL OUTLAY	122,832	5,703	55,501	0	184,036
ADJACENT WAYS	0	0	0	0	0
DEBT SERVICE	0	0	0	0	0
OTHER: SEE DESCRIPTION PAGE 35	0	0	1,335	193,451	194,786
TOTAL BY SOURCE	3,050,818	141,518	1,234,110	193,451	4,619,897
PERCENTAGE OF TOTAL REVENUES	66.00	3.10	26.70	4.20	100.00

SPECIAL EDUCATION PROGRAM EXPENDITURES - DESCRIPTION	BUDGET	ACTUAL
EDUCABLE MENTALLY	27,000	20,000
SERIOUSLY EMOTIONALLY	0	6,600
SERIOUSLY EMOT - PRIVATE	0	0
HEARING	0	0
OTHER HEALTH IMPAIRED	0	0
MULTIPLE DISABILITIES	15,000	3,300
MULTIPLE (SSI)	0	0
PHYSICALLY	0	0
LEARNING DISABLED	289,330	266,320
SPEECH / LANGUAGE	22,000	22,000
TRAINABLE MENTALLY	50,000	23,000
PHYSICALLY	0	3,300
PRESCHOOL MOD DEV DELAY	0	3,300
PRESCHOOL SEV DEV DELAY	0	3,300
-SUBTOTAL	383,330	353,720
GIFTED PROGRAMS	5,340	3,575
BILINGUAL ED	0	0
REMEDIAL ED	0	0
VOCATIONAL & TECH ED	0	0
CAREER ED	0	0
- SUBTOTAL	5,340	3,575
TOTAL (INCL IN MAINT & OPER)	388,670	357,295

DUPLICATED COUNTS FOR GIFTED PROG			
KDG	0	9	4
1	0	10	5
2	0	11	7
3	0	12	10
4	1		26
5	8		49
6	5		
7	4		1,780
8	5		1,785
SUBTOTAL	23	TOTAL	3,575

MISCELLANEOUS DATA as of 6/30/93	
BONDS OUTSTANDING	0
LAND & IMPROVEMENTS	850,845
BUILDING & IMPROVEMENTS	5,487,504
FURNITURE, EQUIP, VEHICLES	1,841,346
CONSTRUCTION IN PROGRESS	0
TAX RATES	ASSESSED VALUATION
-- PRIMARY 4.7245	56,388,325
-- SECONDARY 6.303	56,641,963
-- S.R.P.	1,702,244

AVERAGE DAILY MEMBERSHIP	STATE AID ADM (RESIDENT)	ATTENDING ADM (RESIDENT)	ATTENDING ADM (NON RES)	TOTAL ATTENDING ADM
1990 - 1991				
ELEMENTARY	870,245	870,245	0,000	870,245
HIGH SCHOOL	363,653	363,433	0,000	363,433
-- TOTAL	1,033,898	1,033,678	0,000	1,033,678
1991 - 1992				
ELEMENTARY	666,252	666,665	0,000	666,665
HIGH SCHOOL	379,378	382,150	0,000	382,150
-- TOTAL	1,045,630	1,048,815	0,000	1,048,815
1992 - 1993				
ELEMENTARY	674,725	874,725	0,000	874,725
HIGH SCHOOL	360,465	360,465	0,000	360,465
-- TOTAL	1,035,190	1,035,190	0,000	1,035,190
ENROLLMENT 1992 - 1993				1,108,711
ORIGINAL ENTRIES TRANSFER STUDENTS				711
TOTAL STUDENTS SERVED				1,178

STAFFING SUMMARY	NUMBER OF FTE'S	STUDENTS PER STAFF PERSON
CERTIFIED ---		
ADMINS	4	258.80
TEACHERS	60	17.30
OTHER	7	147.90
SUBTOTAL	71	14.60
CLASSIFIED ---		
MANAGERS	3	345.10
TEACH AIDS	5	207.00
OTHER	25	41.40
SUBTOTAL	33	31.40
TOTAL STAFF	104	10.00
TEACHER SALARIES		1,961,090

FINANCIAL DATA FUND DESCRIPTION	JULY 1, 1992			EXPENDITURES		JUNE 30, 1993
	FUND BALANCE	REVENUES	TRANSFERS	BUDGET	ACTUAL	BALANCE
MAINTENANCE & OPER	191,450	448,538	0	577,000	470,868	187,320
CAPITAL OUTLAY	68,909	73,056	0	99,981	44,432	97,533
ADJACENT WAYS	0	0	0	0	0	0
DEBT SERVICE	0	0	0	0	0	0
SCHOOL PLANT	3,057	91	0	0	0	3,148
FEDERAL PROJECTS	5,823	9,806	0	15,584	8,246	7,383
STATE PROJECTS	0	0	0	1,000	0	0
FOOD SERVICES	7,312	12,001	0	14,000	12,928	6,385
AUXILIARY OPERATIONS	0	0	0	0	0	0
UNEMPLOYMENT INSUR	0	0	0	0	0	0
OTHER	2,124	64	0	5,000	0	2,188
TOTAL	278,876	641,668	0	712,666	634,274	283,967
NOT INCLUDED ABOVE						
BOND BUILDING	0	0	0	0	0	0
INTRGVMNTL AGRMNTS	0	0	0	0	0	0
INDIRECT COSTS	0	0	0	0	0	0

Fiscal Year 1992 - 1993 Annual Report for the Arizona Department of Education

DESCRIPTION OF REVENUES RECEIVED BY SOURCE	LOCAL	COUNTY	STATE	FEDERAL	TOTAL REVENUES
MAINTENANCE & OPERATION	445,944	0	594	0	446,538
CAPITAL OUTLAY	72,582	0	74	0	73,056
ADJACENT WAYS	0	0	0	0	0
DEBT SERVICE	0	0	0	0	0
OTHER: SEE DESCRIPTION PAGE 35	91	0	0	9,806	9,897
TOTAL BY SOURCE	519,017	0	668	9,806	529,491
PERCENTAGE OF TOTAL REVENUES	98.00	0.00	0.10	1.90	100.00

SPECIAL EDUCATION PROGRAM EXPENDITURES - DESCRIPTION	BUDGET	ACTUAL
EDUCABLE MENTALLY	0	0
SERIOUSLY EMOTIONALLY	0	0
SERIOUSLY EMOT - PRIVATE	0	0
HEARING	11,000	5,645
OTHER HEALTH IMPAIRED	0	0
MULTIPLE DISABILITIES	0	0
MULTIPLE (SSI)	0	0
PHYSICALLY	0	0
LEARNING DISABLED	20,000	4,299
SPEECH / LANGUAGE	7,000	6,475
TRAINABLE MENTALLY	0	0
VISUALLY	0	0
PRESCHOOL MOD DEV DELAY	0	0
PRESCHOOL SEV DEV DELAY	0	0
- SUBTOTAL	38,000	16,419
GIFTED PROGRAMS	0	1,000
BILINGUAL ED	0	0
REMEDIAL ED	0	0
VOCATIONAL & TECH ED	0	0
CAREER ED	0	0
- SUBTOTAL	0	1,000
TOTAL (INCL IN MAINT & OPER)	38,000	17,419

DIPLICATED COUNTS FOR GIFTED PROG			
KDG	0	9	0
1	0	10	0
2	2	11	0
3	1	12	0
4	1	SUBTOTAL	0
5	0	KDG - 12	9
6	1	ACTUAL EXPENDITURES	
7	1	K - 8	1,000
8	0	9 - 12	0
SUBTOTAL	9	TOTAL	1,000

MISCELLANEOUS DATA as of 6/30/93	
BONDS OUTSTANDING	0
LAND & IMPROVEMENTS	11,093
BUILDING & IMPROVEMENTS	21,240
FURNITURE, EQUIP, VEHICLES	60,347
CONSTRUCTION IN PROGRESS	0
TAX RATES	ASSESSED VALUATION
-- PRIMARY 2.0194	25,882,097
-- SECONDARY 0.0000	26,970,403
-- S.R.P.	0

AVERAGE DAILY MEMBERSHIP	STATE AID ADM (RESIDENT)	ATTENDING ADM (RESIDENT)	ATTENDING ADM (NON RES)	TOTAL ATTENDING ADM
1990 - 1991				
ELEMENTARY	49,875	48,875	0,000	48,875
HIGH SCHOOL	0,000	0,000	0,000	0,000
-- TOTAL	49,875	48,875	0,000	48,875
1991 - 1992				
ELEMENTARY	54,080	53,080	0,000	53,080
HIGH SCHOOL	0,000	0,000	0,000	0,000
-- TOTAL	64,080	63,080	0,000	63,080
1992 - 1993				
ELEMENTARY	55,580	55,580	0,000	55,580
HIGH SCHOOL	0,000	0,000	0,000	0,000
-- TOTAL	66,580	66,580	0,000	66,580
ENROLLMENT 1992 - 1993				
ORIGINAL ENTRIES				58
TRANSFER STUDENTS				5
TOTAL STUDENTS SERVED				63

STAFFING SUMMARY	NUMBER OF FTE'S	STUDENTS PER STAFF PERSON
CERTIFIED ---		
ADMINS	0	0.00
TEACHERS	5	11.10
OTHER	0	0.00
SUBTOTAL	5	11.10
CLASSIFIED ---		
MANAGERS	1	55.60
TEACH AIDS	1	55.60
OTHER	4	13.90
SUBTOTAL	6	9.30
TOTAL STAFF	11	5.10
TEACHER SALARIES		159,416

FINANCIAL DATA FUND DESCRIPTION	JULY 1, 1992			EXPENDITURES		JUNE 30, 1993 BALANCE
	FUND BALANCE	REVENUES	TRANSFERS	BUDGET	ACTUAL	
MAINTENANCE & OPER	6,660,183	2,646,729	0	3,070,486	2,973,837	5,233,075
CAPITAL OUTLAY	1,126,330	1,243,805	0	1,044,381	991,281	1,378,854
ADJACENT WAYS	0	0	0	0	0	0
DEBT SERVICE	0	0	0	0	0	0
SCHOOL PLANT	68	2,958	0	0	0	3,026
FEDERAL PROJECTS	96,126	637,060	0	530,000	548,199	186,979
STATE PROJECTS	0	1,071	0	0	982	89
FOOD SERVICES	34,042	232,776	0	0	227,254	39,564
AUXILIARY OPERATIONS	0	0	0	0	0	0
UNEMPLOYMENT INSUR	119,484	3,573	0	0	0	123,067
OTHER	1,311	4,336	0	0	4,295	1,351
TOTAL	6,889,666	4,772,297	0	4,644,877	4,745,848	6,968,006
NOT INCLUDED ABOVE						
BOND BUILDING	0	0	0	0	0	0
INTRGVMNTL AGRMNTS	0	0	0	0	0	0
INDIRECT COSTS	0	0	0	0	0	0

Fiscal Year 1992 - 1993 Annual Report for the Arizona Department of Education

DESCRIPTION OF REVENUES RECEIVED BY SOURCE	LOCAL	COUNTY	STATE	FEDERAL	TOTAL REVENUES
MAINTENANCE & OPERATION	154,349	170,983	1,485,055	(388,829)	1,421,558
CAPITAL OUTLAY	74,942	63,020	546,367	559,476	1,243,805
ADJACENT WAYS	0	0	0	0	0
DEBT SERVICE	0	0	0	0	0
OTHER: SEE DESCRIPTION PAGE 35	2,958	0	1,071	637,050	641,079
TOTAL BY SOURCE	232,249	234,003	2,032,493	807,697	3,306,442
PERCENTAGE OF TOTAL REVENUES	7.00	7.10	61.50	24.40	100.00

SPECIAL EDUCATION PROGRAM EXPENDITURES - DESCRIPTION	BUDGET	ACTUAL
EDUCABLE MENTALLY	26,506	6,089
SERIOUSLY EMOTIONALLY	3,787	9,134
SERIOUSLY EMOT - PRIVATE	0	0
HEARING	1,787	2,131
OTHER HEALTH IMPAIRED	0	0
MULTIPLE DISABILITIES	0	3,045
MULTIPLE (SSI)	7,573	2,436
PHYSICALLY	0	0
LEARNING DISABLED	204,473	179,838
SPEECH / LANGUAGE	124,956	54,805
TRAINABLE MENTALLY	7,572	2,436
VISUALLY	0	0
PRESCHOOL MOD DEV DELAY	0	0
PRESCHOOL SEV DEV DELAY	0	2,132
SUBTOTAL	378,654	261,846
GIFTED PROGRAMS	12,000	42,626
BILINGUAL ED	0	0
REMEDIAL ED	0	0
VOCATIONAL & TECH ED	0	0
CAREER ED	0	0
- SUBTOTAL	12,000	42,626
TOTAL (INCL IN MAINT & OPER)	390,654	304,472

DUPLI CATED COUNTS FOR GIFTED PROG			
KDG	0	9	0
1	5	10	0
2	0	11	0
3	5	12	0
4	1		0
5	6		23
6	6		
7	0		42,626
8	0		0
SUBTOTAL	23	TOTAL	42,626

MISCELLANEOUS DATA as of 6/30/93		
BONDS OUTSTANDING		0
LAND & IMPROVEMENTS		651,117
BUILDING & IMPROVEMENTS		9,448,398
FURNITURE, EQUIP, VEHICLES		1,811,057
CONSTRUCTION IN PROGRESS		0
TAX RATES ASSESSED VALUATION		
-- PRIMARY	0.0000	2,468,941
-- SECONDARY	0.0000	2,472,765
-- S R P.		292

AVERAGE DAILY MEMBERSHIP	STATE AID ADM (RESIDENT)	ATTENDING ADM (RESIDENT)	ATTENDING ADM (NON RES)	TOTAL ATTENDING ADM
1990 - 1991				
ELEMENTARY	688,581	701,090	0,000	701,090
HIGH SCHOOL	0,000	0,000	0,000	0,000
-- TOTAL	688,581	701,090	0,000	701,090
1991 - 1992				
ELEMENTARY	652,377	666,755	0,000	666,755
HIGH SCHOOL	0,000	0,000	0,000	0,000
-- TOTAL	652,377	666,755	0,000	666,755
1992 - 1993				
ELEMENTARY	693,150	718,125	0,000	718,125
HIGH SCHOOL	0,000	0,000	0,000	0,000
-- TOTAL	693,150	718,125	0,000	718,125
ENROLLMENT 1992 - 1993				
ORIGINAL ENTRIES				734
TRANSFER STUDENTS				95
TOTAL STUDENTS SERVED				829

STAFFING SUMMARY	NUMBER OF FTE'S	STUDENTS PER STAFF PERSON
CERTIFIED ---		
ADMINS	3	239.40
TEACHERS	47	15.30
OTHER	2	359.10
SUBTOTAL	52	13.80
CLASSIFIED ---		
MANAGERS	5	143.60
TEACH AIDS	16	44.90
OTHER	37	19.40
SUBTOTAL	58	12.40
TOTAL STAFF	110	6.50
TEACHER SALARIES		1,273,888

FINANCIAL DATA FUND DESCRIPTION	JULY 1, 1992			EXPENDITURES		JUNE 30, 1993
	FUND BALANCE	REVENUES	TRANSFERS	BUDGET	ACTUAL	BALANCE
MAINTENANCE & OPER	82,645	2,142,629	0	2,173,726	2,173,358	51,916
CAPITAL OUTLAY	50,365	263,850	0	247,091	247,091	67,124
ADJACENT WAYS	0	0	0	0	0	0
DEBT SERVICE	75,768	92,553	0	88,340	87,155	81,186
SCHOOL PLANT	0	0	0	0	0	0
FEDERAL PROJECTS	21,381	309,947	0	375,000	294,597	36,731
STATE PROJECTS	582	59,311	0	20,000	54,701	5,192
FOOD SERVICES	16,036	148,540	0	140,000	148,182	16,393
AUXILIARY OPERATIONS	3,804	27,586	0	20,000	22,395	9,005
UNEMPLOYMENT INSUR	475	5,123	0	5,500	122	5,478
OTHER	19,078	66,087	0	40,000	54,015	31,150
TOTAL	270,133	3,115,636	0	3,109,667	3,081,616	304,163
NOT INCLUDED ABOVE						
BOND BUILDING	249	0	0	0	0	249
INTRGVMNTL AGRMNTS	0	0	0	0	0	0
INDIRECT COSTS	0	300	0	0	0	300

Fiscal Year 1992 - 1993 Annual Report for the Arizona Department of Education

DESCRIPTION OF REVENUES RECEIVED BY SOURCE	LOCAL	COUNTY	STATE	FEDERAL	TOTAL REVENUES
MAINTENANCE & OPERATION	1,103,581	106,510	881,638	0	2,091,729
CAPITAL OUTLAY	137,448	13,287	113,115	0	263,850
ADJACENT WAYS	0	0	0	0	0
DEBT SERVICE	92,553	0	0	0	92,553
OTHER: SEE DESCRIPTION PAGE 35	0	0	59,311	309,947	369,258
TOTAL BY SOURCE	1,333,582	119,797	1,064,064	309,947	2,817,390
PERCENTAGE OF TOTAL REVENUES	47.30	4.30	37.40	11.00	100.00

SPECIAL EDUCATION PROGRAM EXPENDITURES - DESCRIPTION	BUDGET	ACTUAL
EDUCABLE MENTALLY	18,086	17,072
SERIOUSLY EMOTIONALLY	6,029	6,029
SERIOUSLY EMOT - PRIVATE	0	2,009
HEARING	1,009	0
OTHER HEALTH IMPAIRED	0	0
MULTIPLE DISABILITIES	0	0
MULTIPLE (SSI)	0	22,896
PHYSICALLY	0	0
LEARNING DISABLED	2,009	58,261
SPEECH / LANGUAGE	116,409	30,377
TRAINABLE MENTALLY	18,806	41,780
VISUALLY	37,612	15,326
PRESCHOOL MOD DEV DELAY	0	0
PRESCHOOL SEV DEV DELAY	0	0
-SUBTOTAL	200,960	193,750
GIFTED PROGRAMS	2,000	763
BILINGUAL ED	5,000	19,535
REMEDIAL ED	0	0
VOCATIONAL & TECH ED	135,087	82,390
CAREER ED	0	0
- SUBTOTAL	142,087	102,688
TOTAL (INCL IN MAINT & OPER)	343,047	296,438

DUPLICATED COUNTS FOR GIFTED PROG			
KDG	0	9	0
1	0	10	0
2	0	11	4
3	0	12	2
4	0		
5	0	SUBTOTAL	6
6	0	KDG - 12	6
7	0	K - 8	0
8	0	9 - 12	763
SUBTOTAL	0	TOTAL	763

MISCELLANEOUS DATA as of 6/30/93			
BONDS OUTSTANDING			535,000
LAND & IMPROVEMENTS			455,755
BUILDING & IMPROVEMENTS			4,781,800
FURNITURE, EQUIP, VEHICLES			1,491,613
CONSTRUCTION IN PROGRESS			0
		TAX RATES	ASSESSED VALUATION
-- PRIMARY	2.7044		46.60
-- SECONDARY	1901		47.0
-- S.R.P.			0

AVERAGE DAILY MEMBERSHIP	STATE AID ADM (RESIDENT)	ATTENDING ADM (RESIDENT)	ATTENDING ADM (NON RES)	TOTAL ATTENDING ADM
1990 - 1991				
ELEMENTARY	0 000	0 000	0 000	0 000
HIGH SCHOOL	467 684	468 183	0 000	468 183
-- TOTAL	467 684	468 183	0 000	468 183
1991 - 1992				
ELEMENTARY	0 000	0 000	0 000	0 000
HIGH SCHOOL	487 273	487 273	0 000	487 273
-- TOTAL	487 273	487 273	0 000	487 273
1992 - 1993				
ELEMENTARY	0 000	0 000	0 000	0 000
HIGH SCHOOL	491 156	486 245	0 000	486 245
-- TOTAL	491 156	486 245	0 000	486 245
ENROLLMENT 1992 - 1993				
		ORIGINAL ENTRIES		580
		TRANSFER STUDENTS		21
		TOTAL STUDENTS SERVED		601

STAFFING SUMMARY	NUMBER OF FTE'S	STUDENTS PER STAFF PERSON
CERTIFIED ---		
ADMINS	5	97.20
TEACHERS	25	19.40
OTHER	2	243.10
SUBTOTAL	12	15.70
CLASSIFIED ---		
MANAGERS	2	243.10
TEACH AIDS	4	121.60
OTHER	16	30.40
SUBTOTAL	22	22.10
TOTAL STAFF	54	9.00
TEACHER SALARIES		749,479

FINANCIAL DATA FUND DESCRIPTION	JULY 1, 1992			EXPENDITURES		JUNE 30, 1993 BALANCE
	FUND BALANCE	REVENUES	TRANSFERS	BUDGET	ACTUAL	
MAINTENANCE & OPER	211,348	1,983,141	0	2,171,327	2,124,581	69,908
CAPITAL OUTLAY	9,552	368,080	0	228,702	225,016	152,596
ADJACENT WAYS	135	128,059	0	150,000	128,191	3
DEBT SERVICE	225,789	400,281	0	382,179	310,204	315,846
SCHOOL PLANT	40	1,642	0	1,200	645	1,037
FEDERAL PROJECTS	46,951	282,804	0	291,879	287,385	22,390
STATE PROJECTS	21,771	183,815	0	175,863	158,981	26,605
FOOD SERVICES	46,784	202,257	(509)	193,000	170,428	77,804
AUXILIARY OPERATIONS	0	0	0	0	0	0
UNEMPLOYMENT INSUR	3,362	8,205	0	3,000	3,000	8,567
OTHER	8,874	7,809	63	55,250	15,187	1,579
TOTAL	574,808	3,526,063	(748)	3,662,400	3,423,678	676,336
NOT INCLUDED ABOVE						
BOND BUILDING	17,500	0	0	17,500	17,500	0
INTRGVMTL AGRMNTS	0	0	0	0	0	0
INDIRECT COSTS	0	0	0	0	0	0

Fiscal Year 1992 - 1993 Annual Report for the Arizona Department of Education

DESCRIPTION OF REVENUES RECEIVED BY SOURCE	LOCAL	COUNTY	STATE	FEDERAL	TOTAL REVENUES
MAINTENANCE & OPERATION	418,223	158,189	1,369,947	(46,347)	1,900,012
CAPITAL OUTLAY	56,250	21,590	182,681	107,539	368,060
ADJACENT WAYS	128,059	0	0	0	128,059
DEBT SERVICE	400,261	0	0	0	400,261
OTHER: SEE DESCRIPTION PAGE 35	1,642	0	163,815	262,804	428,261
TOTAL BY SOURCE	1,004,435	179,779	1,716,443	323,996	3,224,653
PERCENTAGE OF TOTAL REVENUES	31.10	5.60	53.20	10.00	100.00

SPECIAL EDUCATION PROGRAM EXPENDITURES - DESCRIPTION	BUDGET	ACTUAL
EDUCABLE MENTALLY	0	0
SERIOUSLY EMOTIONALLY	0	0
SERIOUSLY EMOT - PRIVATE	0	0
HEARING	1,000	400
OTHER HEALTH IMPAIRED	0	0
MULTIPLE DISABILITIES	50,000	16,600
MULTIPLE (SSI)	0	53,805
PHYSICALLY	0	0
LEARNING DISABLED	157,210	152,555
SPEECH / LANGUAGE	26,790	37,775
TRAINABLE MENTALLY	16,000	0
VISUALLY	2,000	100
PRESCHOOL MOD DEV DELAY	0	0
PRESCHOOL SEV DEV DELAY	5,000	5,000
-SUBTOTAL	258,000	266,235
GIFTED PROGRAMS	0	0
BILINGUAL ED	0	0
REMEDIAL ED	0	0
VOCATIONAL & TECH ED	0	0
CAREER ED	0	0
- SUBTOTAL	0	0
TOTAL (INCL IN MAINT & OPER)	258,000	266,235

DUPLICATED COUNTS FOR GIFTED PROG			
KDG	0	9	0
1	8	10	0
2	2	11	0
3	14	12	0
4	3	SUBTOTAL	0
5	5	KDG - 12	44
6	6	ACTUAL EXPENDITURES	
7	4	K - 8	0
8	2	9 - 12	0
SUBTOTAL	44	TOTAL	0

MISCELLANEOUS DATA as of 6/30/93		
BONDS OUTSTANDING		2,847,000
LAND & IMPROVEMENTS		8,431
BUILDING & IMPROVEMENTS		25,671
FURNITURE, EQUIP, VEHICLES		96,170
CONSTRUCTION IN PROGRESS		0
	TAX RATES	ASSESSED VALUATION
-- PRIMARY	2 3535	18,398,281
-- SECONDARY	3 2183	18,867,716
-- S.R.P.		0

AVERAGE DAILY MEMBERSHIP	STATE AID ADM (RESIDENT)	ATTENDING ADM (RESIDENT)	ATTENDING ADM (NON RES)	TOTAL ATTENDING ADM
1990 - 1991				
ELEMENTARY	441,560	440,570	0,000	440,570
HIGH SCHOOL	0,000	0,000	0,000	0,000
-- TOTAL	441,560	440,570	0,000	440,570
1991 - 1992				
ELEMENTARY	493,320	493,320	4,000	497,320
HIGH SCHOOL	0,000	0,000	0,000	0,000
-- TOTAL	493,320	493,320	4,000	497,320
1992 - 1993				
ELEMENTARY	529,410	529,410	4,000	533,410
HIGH SCHOOL	0,000	0,000	0,000	0,000
-- TOTAL	529,410	529,410	4,000	533,410
ENROLLMENT 1992 - 1993				583
ORIGINAL ENTRIES				45
TRANSFER STUDENTS				628
TOTAL STUDENTS SERVED				

STAFFING SUMMARY	NUMBER OF FTE'S	STUDENTS PER STAFF PERSON
CERTIFIED ---		
ADMINS	2	266 70
TEACHERS	30	17 80
OTHER	3	177 80
SUBTOTAL	35	15 20
CLASSIFIED ---		
MANAGERS	3	177 80
TEACH AIDS	8	66 70
OTHER	19	28 10
SUBTOTAL	30	17 80
TOTAL STAFF	65	8 20
TEACHER SALARIES		951,715

FINANCIAL DATA FUND DESCRIPTION	JULY 1, 1992			EXPENDITURES		JUNE 30, 1993
	FUND BALANCE	REVENUES	TRANSFERS	BUDGET	ACTUAL	BALANCE
MAINTENANCE & OPER	75,324	3,418,127	(253)	3,289,867	3,243,024	250,174
CAPITAL OUTLAY	83,698	304,037	0	136,000	328,592	59,143
ADJACENT WAYS	0	0	0	0	0	0
DEBT SERVICE	118,549	6,723	0	56,875	56,875	68,397
SCHOOL PLANT	2,019	60	0	0	0	2,079
FEDERAL PROJECTS	30,332	182,985	514	229,000	187,147	26,684
STATE PROJECTS	11,207	62,777	(810)	49,000	41,317	31,857
FOOD SERVICES	21,890	134,853	0	10,000	133,545	23,198
AUXILIARY OPERATIONS	0	0	0	40,000	0	0
UNEMPLOYMENT INSUR	4,590	9,080	0	0	7,387	6,303
OTHER	4,935	9,581	0	391,000	8,392	6,124
TOTAL	362,544	4,128,223	(649)	4,181,642	4,006,269	473,969
NOT INCLUDED ABOVE						
BOND BUILDING	0	0	0	0	0	0
INTRGVMNTL AGRMNTS	0	0	0	0	0	0
INDIRECT COSTS	0	0	0	10,000	0	0

Fiscal Year 1992 - 1993 Annual Report for the Arizona Department of Education

DESCRIPTION OF REVENUES RECEIVED BY SOURCE	LOCAL	COUNTY	STATE	FEDERAL	TOTAL REVENUES
MAINTENANCE & OPERATION	1,308,583	207,287	1,902,247	0	3,418,127
CAPITAL OUTLAY	117,641	18,168	168,228	0	304,037
ADJACENT WAYS	0	0	0	0	0
DEBT SERVICE	6,723	0	0	0	6,723
OTHER: SEE DESCRIPTION PAGE 35	60	0	62,777	182,985	245,822
TOTAL BY SOURCE	1,433,007	225,465	2,133,262	182,985	3,974,709
PERCENTAGE OF TOTAL REVENUES	36.10	5.70	53.70	4.60	100.00

SPECIAL EDUCATION PROGRAM EXPENDITURES - DESCRIPTION	BUDGET	ACTUAL
EDUCABLE MENTALLY	62,000	30,000
SERIOUSLY EMOTIONALLY	10,000	15,000
SERIOUSLY EMOT - PRIVATE	0	0
HEARING	0	0
OTHER HEALTH IMPAIRED	0	0
MULTIPLE DISABILITIES	65,000	60,000
MULTIPLE (SSI)	0	0
PHYSICALLY	0	0
LEARNING DISABLED	180,537	141,530
SPEECH / LANGUAGE	25,000	30,000
TRAINABLE MENTALLY	30,000	20,000
VISUALLY	0	0
PRESCHOOL MOD DEV DELAY	0	20,000
PRESCHOOL SEV DEV DELAY	25,000	0
-SUBTOTAL	397,537	324,530
GIFTED PROGRAMS	0	0
BILINGUAL ED	0	0
REMEDIAL ED	0	0
VOCATIONAL & TECH ED	0	0
CAREER ED	0	0
- SUBTOTAL	0	0
TOTAL (INCL IN MAINT & OPER)	397,537	324,530

DUPLICATED COUNTS FOR GIFTED PROG			
KDG	0	9	5
1	1	10	4
2	0	11	2
3	0	12	0
4	2	SUBTOTAL 11	
5	2	KDG - 12 26	
6	0	ACTUAL EXPENDITURES	
7	4	K - 8 6,000	
8	6	9 - 12 24,000	
SUBTOTAL	15	TOTAL	30,000

MISCELLANEOUS DATA as of 6/30/93	
BONDS OUTSTANDING	420,000
LAND & IMPROVEMENTS	294,545
BUILDING & IMPROVEMENTS	5,010,991
FURNITURE, EQUIP, VEHICLES	1,389,609
CONSTRUCTION IN PROGRESS	0
TAX RATES ASSESSED VALUATION	
-- PRIMARY	6 7220 9,431,834
-- SECONDARY	1 5325 9,521,986
-- S R P.	8,524,306

AVERAGE DAILY MEMBERSHIP	STATE AID ADM (RESIDENT)	ATTENDING ADM (RESIDENT)	ATTENDING ADM (NON RES)	TOTAL ATTENDING ADM
1990 - 1991				
ELEMENTARY	519 140	517 220	3 120	520 340
HIGH SCHOOL	197 560	197 560	940	198 500
-- TOTAL	716 700	714 780	4 060	718 840
1991 - 1992				
ELEMENTARY	492 570	490 270	3 800	494 070
HIGH SCHOOL	180 818	180 418	3 720	184 138
-- TOTAL	673 388	670 688	7 520	678 208
1992 - 1993				
ELEMENTARY	479 770	479 450	1 955	481 405
HIGH SCHOOL	174 960	174 960	3 480	178 440
-- TOTAL	654 730	654 410	5 435	659 845
ENROLLMENT	ORIGINAL ENTRIES			738
1992 - 1993	TRANSFER STUDENTS			32
	TOTAL STUDENTS SERVED			770

STAFFING SUMMARY	NUMBER OF FTE'S	STUDENTS PER STAFF PERSON
CERTIFIED ---		
ADMNS	5	132 00
TEACHERS	45	14 70
OTHER	7	94 30
SUBTOTAL	57	11 60
CLASSIFIED ---		
MANAGERS	1	659 80
TEACH AIDS	5	132 00
OTHER	33	20 00
SUBTOTAL	39	16 90
TOTAL STAFF	96	6 90
TEACHER SALARIES		1,476 761

FINANCIAL DATA FUND DESCRIPTION	JULY 1, 1992			EXPENDITURES		JUNE 30, 1993
	FUND BALANCE	REVENUES	TRANSFERS	BUDGET	ACTUAL	BALANCE
MAINTENANCE & OPER	61,119	1,858,389	0	1,816,107	1,785,382	164,126
CAPITAL OUTLAY	88,232	207,286	0	140,241	145,071	148,447
ADJACENT WAYS	0	0	0	0	0	0
DEBT SERVICE	412,708	453,971	0	440,383	452,010	414,669
SCHOOL PLANT	0	0	0	0	0	0
FEDERAL PROJECTS	8,002	60,619	0	60,243	53,472	15,149
STATE PROJECTS	299	0	0	0	0	299
FOOD SERVICES	46,774	135,745	0	150,000	161,922	20,597
AUXILIARY OPERATIONS	0	0	0	0	0	0
UNEMPLOYMENT INSUR	14,103	421	0	14,000	38	14,486
OTHER	4,944	10,489	0	9,950	10,231	5,202
TOTAL	834,181	2,766,920	0	2,630,904	2,608,128	782,976
NOT INCLUDED ABOVE						
BOND BUILDING	6,038	0	0	6,038	5,513	525
INTRGVMNTL AGRMNTS	0	0	0	0	0	0
INDIRECT COSTS	0	0	0	0	0	0

Fiscal Year 1992 - 1993 Annual Report for the Arizona Department of Education

DESCRIPTION OF REVENUES RECEIVED BY SOURCE	LOCAL	COUNTY	STATE	FEDERAL	TOTAL REVENUES
MAINTENANCE & OPERATION	500,520	136,831	1,213,151	0	1,850,302
CAPITAL OUTLAY	58,111	14,895	134,279	0	207,285
ADJACENT WAYS	0	0	0	0	0
DEBT SERVICE	453,971	0	0	0	453,971
OTHER: SEE DESCRIPTION PAGE 35	0	0	0	60,619	60,619
TOTAL BY SOURCE	1,012,602	151,626	1,347,430	60,619	2,572,177
PERCENTAGE OF TOTAL REVENUES	39.40	5.90	52.40	2.40	100.00

SPECIAL EDUCATION PROGRAM EXPENDITURES - DESCRIPTION	BUDGET	ACTUAL
EDUCABLE MENTALLY	0	0
SERIOUSLY EMOTIONALLY	0	0
SERIOUSLY EMOT - PRIVATE	0	0
HEARING	0	0
OTHER HEALTH IMPAIRED	0	0
MULTIPLE DISABILITIES	0	0
MULTIPLE (SSI)	0	0
PHYSICALLY	0	0
LEARNING DISABLED	122,286	113,392
SPEECH / LANGUAGE	18,000	12,408
TRAINABLE MENTALLY	0	0
VISUALLY	0	0
PRESCHOOL MOD DEV DELAY	4,795	5,103
PRESCHOOL SEV DEV DELAY	0	0
-SUBTOTAL	145,081	130,903
GIFTED PROGRAMS	700	184
BILINGUAL ED	0	0
REMEDIAL ED	0	0
VOCATIONAL & TECH ED	0	0
CAREER ED	0	0
- SUBTOTAL	700	184
TOTAL (INCL IN MAINT & OPER)	145,781	131,087

DUPLICATED COUNTS FOR GIFTED PROG			
KDG	0	9	0
1	23	10	0
2	29	11	0
3	8	12	0
4	16	SUBTOTAL	
5	19	KDG - 12	159
6	19	ACTUAL EXPENDITURES	
7	26	K - 8	184
8	19	9 - 12	0
SUBTOTAL	159	TOTAL	184

MISCELLANEOUS DATA as of 6/30/93	
BONDS OUTSTANDING	3,150,000
LAND & IMPROVEMENTS	448,131
BUILDING & IMPROVEMENTS	6,403,636
FURNITURE, EQUIP, VEHICLES	521,845
CONSTRUCTION IN PROGRESS	0
TAX RATES	ASSESSED VAL ATION
-- PRIMARY 2 8221	21 73,173
-- SECONDARY 2 0213	22 559,477
-- S R P.	0

AVERAGE DAILY MEMBERSHIP	STATE AID ADM (RESIDENT)	ATTENDING ADM (RESIDENT)	ATTENDING ADM (NON RES)	TOTAL ATTENDING ADM
1990 - 1991				
ELEMENTARY	434 420	434 420	0 000	434 420
HIGH SCHOOL	0 000	0 000	0 000	0 000
-- TOTAL	434 420	434 420	0 000	434 420
1991 - 1992				
ELEMENTARY	500 460	500 460	0 000	500 460
HIGH SCHOOL	0 000	0 000	0 000	0 000
-- TOTAL	500 460	500 460	0 000	500 460
1992 - 1993				
ELEMENTARY	562 722	563 015	0 000	563 015
HIGH SCHOOL	0 000	0 000	0 000	0 000
-- TOTAL	562 722	563 015	0 000	563 015
ENROLLMENT 1992 -				647
				61
				708
	ORIGINAL ENTRIES			
	TRANSFER STUDENTS			
	TOTAL STUDENTS SERVED			

STAFFING SUMMARY	NUMBER OF FTE'S	STUDENTS PER STAFF PERSON
CERTIFIED ---		
ADMINS	2	281 50
TEACHERS	31	18 20
OTHER	2	281 50
SUBTOTAL	35	16 10
CLASSIFIED ---		
MANAGERS	4	140 80
TEACH AIDS	3	187 70
OTHER	15	37 50
SUBTOTAL	22	25 60
TOTAL STAFF	57	9 90
TEACHER SALARIES		814 634



FINANCIAL DATA FUND DESCRIPTION	JULY 1, 1992			EXPENDITURES			JUNE 30, 1993
	FUND BALANCE	REVENUES	TRANSFERS	BUDGET	ACTUAL	BALANCE	
MAINTENANCE & OPER	8,151,011	88,544,547	(6,656)	87,478,327	85,879,388	10,809,514	
CAPITAL OUTLAY	3,041,239	6,730,460	0	6,731,695	6,507,237	3,264,462	
ADJACENT WAYS	112,953	259,213	0	400,183	218,067	154,099	
DEBT SERVICE	6,288,251	8,258,345	125,249	7,508,004	8,038,158	6,833,687	
SCHOOL PLANT	78,006	803,471	0	84,356	21,573	859,904	
FEDERAL PROJECTS	918,099	6,966,297	(48,116)	7,626,878	6,955,360	882,920	
STATE PROJECTS	295,579	1,798,099	(4,670)	1,750,000	1,792,650	296,358	
FOOD SERVICES	1,145,653	5,154,579	(174,668)	4,755,214	4,805,620	1,319,944	
AUXILIARY OPERATIONS	249,913	563,681	0	709	578,984	234,610	
UNEMPLOYMENT INSUR	698,502	104,131	6,500	444,044	84,643	724,460	
OTHER	2,062,525	1,915,758	(34)	2,669,224	1,626,003	2,352,246	
TOTAL	23,041,731	121,098,681	(100,396)	120,168,034	116,607,683	27,632,234	
NOT INCLUDED ABOVE							
BOND BUILDING	3,761,397	7,563,277	(116,812)	18,097,007	3,000,096	8,207,766	
INTRGVMNTL AGRMNTS	7,422	52,991	0	26,441	51,338	9,075	
INDIRECT COSTS	118,067	116,760	81,277	213,000	216,303	99,831	

Fiscal Year 1992 - 1993 Annual Report for the Arizona Department of Education

DESCRIPTION OF REVENUES RECEIVED BY SOURCE	LOCAL	COUNTY	STATE	FEDERAL	TOTAL REVENUES
MAINTENANCE & OPERATION	28,401,734	5,754,303	52,147,124	41,954	86,345,115
CAPITAL OUTLAY	1,761,682	474,777	3,816,001	677,999	6,730,459
ADJACENT WAYS	259,213	0	0	0	259,213
DEBT SERVICE	8,257,780	0	565	0	8,258,345
OTHER: SEE DESCRIPTION PAGE 35	803,471	0	1,798,099	6,966,297	9,567,867
TOTAL BY SOURCE	39,483,880	6,229,080	57,761,789	7,688,250	111,160,999
PERCENTAGE OF TOTAL REVENUES	35.50	5.60	52.00	6.90	100.00

SPECIAL EDUCATION PROGRAM EXPENDITURES - DESCRIPTION	BUDGET	ACTUAL
EDUCABLE MENTALLY	913,152	741,663
SERIOUSLY EMOTIONALLY	285,923	312,847
SERIOUSLY EMOT - PRIVATE	12,000	41,566
HEARING	121,042	113,866
OTHER HEALTH IMPAIRED	34,891	80,399
MULTIPLE DISABILITIES	544,243	449,591
MULTIPLE (SSI)	292,689	313,502
PHYSICALLY	0	0
LEARNING DISABLED	4,983,361	4,515,201
SPEECH / LANGUAGE	1,065,103	919,797
TRAINABLE MENTALLY	648,890	617,609
VISUALLY	123,583	102,954
PRESCHOOL MOD DEV DELAY	260,795	252,972
PRESCHOOL SEV DEV DELAY	150,544	171,070
-SUBTOTAL	9,487,941	8,807,706
GIFTED PROGRAMS	333,429	367,323
BILINGUAL ED	429,870	394,666
REMEDIAL ED	175,311	162,233
VOCATIONAL & TECH ED	1,057,552	1,040,369
CAREER ED	8,500	6,974
- SUBTOTAL	2,004,662	1,971,556
TOTAL (INCL IN MAINT & OPER)	11,492,603	10,779,263

DUPLICATED COUNTS FOR GIFTED PROG			
KDG	3	9	40
1	48	10	65
2	101	11	80
3	137	12	90
4	140		275
5	18	KDG - 12	1,374
6	176	ACTUAL EXPENDITURES	
7	161	K - 8	327,920
8	147	9 - 12	48,799
SUBTOTAL	1,099	TOTAL	176,719

MISCELLANEOUS DATA as of 6/30/93	
BONDS OUTSTANDING	57,098,000
LAND & IMPROVEMENTS	12,419,386
BUILDING & IMPROVEMENTS	123,398,601
FURNITURE, EQUIP, VEHICLES	31,487,424
CONSTRUCTION IN PROGRESS	8,973,036
	TOTAL
	199,376,447
	TAX RATES
-- PRIMARY	0.0000
-- SECONDARY	0.0000
-- S R P	
	ASSESSED VALUATION
	558,540,271
	0
	19,960,141

AVERAGE DAILY MEMBERSHIP	STATE AID ADM (RESIDENT)	ATTENDING ADM (RESIDENT)	ATTENDING ADM (NON RES)	TOTAL ATTENDING ADM
1990 - 1991				
ELEMENTARY	16,452,270	16,444,040	46,940	16,493,980
HIGH SCHOOL	5,852,101	5,251,992	167,445	5,419,437
-- TOTAL	22,104,371	21,696,032	217,386	21,913,417
1991 - 1992				
ELEMENTARY	16,789,166	16,769,480	88,390	16,857,870
HIGH SCHOOL	5,738,594	5,384,121	200,723	5,584,844
-- TOTAL	22,527,760	22,153,601	289,113	22,442,714
1992 - 1993				
ELEMENTARY	17,040,185	17,080,435	84,280	17,164,715
HIGH SCHOOL	5,867,911	5,559,876	163,680	5,723,556
-- TOTAL	22,908,096	22,640,311	247,960	22,888,271
ENROLLMENT 1992 - 1993				
	ORIGINAL ENTRIES			25,764
	TRANSFER STUDENTS			1,801
	TOTAL STUDENTS SERVED			27,565

STAFFING SUMMARY	NUMBER OF FTE'S	STUDENT'S PER STAFF PERSON
CERTIFIED ---		
ADMINS	106	215.90
TEACHERS	1,322	17.30
OTHER	128	178.60
SUBTOTAL	1,556	14.70
CLASSIFIED ---		
MANAGERS	61	375.20
TEACH AIDS	263	87.00
OTHER	830	27.60
SUBTOTAL	1,154	19.80
TOTAL STAFF	2,710	8.40
TEACHER SALARIES		38,665,949

FINANCIAL DATA FUND DESCRIPTION	JULY 1, 1992			EXPENDITURES			JUNE 30, 1993
	FUND BALANCE	REVENUES	TRANSFERS	BUDGET	ACTUAL	BALANCE	
MAINTENANCE & OPER	(33,991)	17,950,027	0	18,233,027	18,226,636	(310,600)	
CAPITAL OUTLAY	2,713,549	2,336,551	0	2,681,351	2,877,979	2,372,121	
ADJACENT WAYS	70,936	2,290	0	72,000	0	73,226	
DEBT SERVICE	1,236,974	1,737,548	14,715	1,673,222	1,673,222	1,316,015	
SCHOOL PLANT	(463)	0	1,484	0	0	1,001	
FEDERAL PROJECTS	213,236	1,569,764	(4,409)	1,510,399	1,526,448	252,142	
STATE PROJECTS	98,207	397,386	0	400,585	391,676	103,917	
FOOD SERVICES	(144,891)	1,173,766	0	2,200,000	1,126,734	(97,619)	
AUXILIARY OPERATIONS	123,652	111,620	0	175,000	116,913	118,359	
UNEMPLOYMENT INSUR	129,020	37,322	0	100,000	60,075	106,267	
OTHER	405,257	1,556,473	(1,484)	4,505,000	1,529,768	429,498	
TOTAL	4,811,486	26,871,747	10,306	31,560,584	27,329,451	4,364,087	
NOT INCLUDED ABOVE							
BOND BUILDING	14,715	0	(14,715)	14,715	0	0	
INTRGMNTL AGRMNTS	0	0	0	500,000	0	0	
INDIRECT COSTS	0	0	0	75,000	0	0	

Fiscal Year 1992 - 1993 Annual Report for the Arizona Department of Education

DESCRIPTION OF REVENUES RECEIVED BY SOURCE	LOCAL	COUNTY	STATE	FEDERAL	TOTAL REVENUES
MAINTENANCE & OPERATION	3,150,928	484,352	14,314,747	0	17,950,027
CAPITAL OUTLAY	387,033	63,803	1,885,715	0	2,336,551
ADJACENT WAYS	2,290	0	0	0	2,290
DEBT SERVICE	1,737,548	0	0	0	1,737,548
OTHER; SEE DESCRIPTION PAGE 35	0	0	397,386	1,569,764	1,967,150
TOTAL BY SOURCE	5,277,799	548,155	16,597,848	1,569,764	23,993,566
PERCENTAGE OF TOTAL REVENUES	22.00	2.30	69.20	6.50	100.00

SPECIAL EDUCATION PROGRAM EXPENDITURES - DESCRIPTION	BUDGET	ACTUAL
EDUCABLE MENTALLY	84,111	96,274
SERIOUSLY EMOTIONALLY	28,220	16,611
SERIOUSLY EMOT - PRIVATE		0
HEARING	2,000	555
OTHER HEALTH IMPAIRED	11,732	394
MULTIPLE DISABILITIES	160,572	27,217
MULTIPLE (SSI)	0	0
PHYSICALLY	0	0
LEARNING DISABLED	566,478	723,063
SPEECH / LANGUAGE	141,869	136,552
TRAINABLE MENTALLY	53,708	38,765
VISUALLY	60,829	3,704
PRESCHOOL MOD DEV DELAY	0	12,645
PRESCHOOL SEV DEV DELAY	0	61,136
- SUBTOTAL	1,161,972	1,178,763
GIFTED PROGRAMS	100,547	106,485
BILINGUAL ED	148,745	162,825
REMEDIATION ED	67,817	87,947
VOCATIONAL & TECH ED	179,717	216,871
CAREER ED	0	0
- SUBTOTAL	496,826	574,128
TOTAL (INCL IN MAINT & OPER)	1,658,798	1,752,891

DUPLICATED COUNTS FOR GIFTED PROG			
KDG	0	9	32
1	0	10	18
2	0	11	27
3	17	12	17
4	42		94
5	40	KDG - 12	303
6	47	ACTUAL EXPENDITURES	
7	42	K - 8	73,450
8	21	9 - 12	33,035
SUBTOTAL	209	TOTAL	106,485

MISCELLANEOUS DATA as of 6/30/93		
BONDS OUTSTANDING	13,290,000	
LAND & IMPROVEMENTS	607,953	
BUILDING & IMPROVEMENTS	1,154,344	
FURNITURE, EQUIP, VEHICLES	336,521	
CONSTRUCTION IN PROGRESS	0	
TAX RATES	ASSESSED VALUATION	
-- PRIMARY	4.2398	77,328,907
-- SECONDARY	2.0597	76,379,553
-- S.R.P.		0

AVERAGE DAILY MEMBERSHIP	STATE AID ADM (RESIDENT)	ATTENDING ADM (RESIDENT)	ATTENDING ADM (NON RES)	TOTAL ATTENDING ADM
1990 - 1991				
ELEMENTARY	3,844,930	3,844,930	7,600	3,852,530
HIGH SCHOOL	1,650,940	1,650,940	229,880	1,880,820
-- TOTAL	5,495,870	5,495,870	237,480	5,733,350
1991 - 1992				
ELEMENTARY	943,370	3,943,370	8,710	3,952,080
HIGH SCHOOL	1,651,040	1,651,040	240,337	1,891,377
-- TOTAL	5,594,410	5,594,410	249,047	5,843,457
1992 - 1993				
ELEMENTARY	4,017,580	4,017,580	7,820	4,025,380
HIGH SCHOOL	1,688,905	1,688,905	276,660	1,965,565
-- TOTAL	5,706,485	5,706,485	284,480	5,990,945
ENROLLMENT 1992 - 1993				
ORIGINAL ENTRIES				6,543
TRANSFER STUDENTS				150
TOTAL STUDENTS SERVED				6,693

STAFFING SUMMARY	NUMBER OF FTE'S	STUDENTS PER STAFF PERSON
CERTIFIED ---		
ADMINS	18	332.80
TEACHERS	269	27.30
OTHER	33	181.50
SUBTOTAL	320	18.70
CLASSIFIED ---		
MANAGERS	4	1,497.70
TEACH AIDS	30	199.70
OTHER	11	45.70
SUBTOTAL	165	36.30
TOTAL STAFF	485	12.40
TEACHER SALARIES		8,606,192

FINANCIAL DATA FUND DESCRIPTION	JULY 1, 1992			EXPENDITURES		JUNE 30, 1993
	FUND BALANCE	REVENUES	TRANSFERS	BUDGET	ACTUAL	BALANCE
MAINTENANCE & OPER	3,068	770,420	0	728,028	723,756	49,780
CAPITAL OUTLAY	261,852	91,693	0	331,321	125,457	227,868
ADJACENT WAYS	2,797	111	0	0	0	2,908
DEBT SERVICE	0	0	0	0	0	0
SCHOOL PLANT	15,984	3,224	0	33,037	0	19,208
FEDERAL PROJECTS	915	19,668	0	27,000	19,169	1,414
STATE PROJECTS	1,379	1,089	0	1,700	1,423	1,045
FOOD SERVICES	11,795	78,428	(62)	80,000	72,115	18,044
AUXILIARY OPERATIONS	0	0	0	0	0	0
UNEMPLOYMENT INSUR	7,174	308	0	8,000	999	6,483
OTHER	290	145	0	4,500	0	435
TOTAL	306,082	965,084	(62)	1,211,686	942,919	327,186
NOT INCLUDED ABOVE						
BOND BUILDING	0	0	0	0	0	0
INTRGVMNTL AGRMNTS	0	0	0	0	0	0
INDIRECT COSTS	0	0	0	0	0	0

Fiscal Year 1992 - 1993 Annual Report for the Arizona Department of Education

DESCRIPTION OF REVENUES RECEIVED BY SOURCE	LOCAL	COUNTY	STATE	FEDERAL	TOTAL REVENUES
MAINTENANCE & OPERATION	159,672	1,037	609,711	0	770,420
CAPITAL OUTLAY	14,262	2,233	75,198	0	91,693
ADJACENT WAYS	111	0	0	0	111
DEBT SERVICE	0	0	0	0	0
OTHER: SEE DESCRIPTION PAGE 35	3,224	0	1,089	19,668	23,981
TOTAL BY SOURCE	177,269	3,270	685,998	19,668	886,205
PERCENTAGE OF TOTAL REVENUES	20.00	0.40	77.40	2.20	100.00

SPECIAL EDUCATION PROGRAM EXPENDITURES - DESCRIPTION	BUDGET	ACTUAL
EDUCABLE MENTALLY	0	0
SERIOUSLY EMOTIONALLY	0	0
SERIOUSLY EMOT - PRIVATE	0	0
HEARING	0	0
OTHER HEALTH IMPAIRED	0	0
MULTIPLE DISABILITIES	0	0
MULTIPLE (SSI)	0	0
PHYSICALLY	0	0
LEARNING DISABLED	23,051	19,418
SPEECH / LANGUAGE	4,000	4,000
TRAINABLE MENTALLY	0	0
VISUALLY	0	0
PRESCHOOL MOD DEV DELAY	0	0
PRESCHOOL SEV DEV DELAY	0	0
-SUBTOTAL	27,051	23,418
GIFTED PROGRAMS	1,000	1,000
BILINGUAL ED	500	500
REMEDIAL ED	0	0
VOCATIONAL & TECH ED	0	0
CAPEER ED	0	0
- SUBTOTAL	1,500	1,000
TOTAL (INCL IN MAINT & OPER)	28,551	24,918

DUPLICATED COUNTS FOR GIFTED PROG			
KDG	0	9	0
1	0	10	0
2	1	11	0
3	13	12	0
4	5	SUBTOTAL	
5	4	KDG - 12	
6	0	ACTUAL EXPENDITURES	
7	0	K - 8	
8	0	9 - 12	
SUBTOTAL	23	TOTAL	1,000

MISCELLANEOUS DATA as of 6/30/93		
BONDS OUTSTANDING	0	
LAND & IMPROVEMENTS	41,203	
BUILDING & IMPROVEMENTS	147,309	
FURNITURE, EQUIP, VEHICLES	128,593	
CONSTRUCTION IN PROGRESS	0	
TAX RATES	ASSESSED VALUATION	
-- PRIMARY	1.5440	6,355,050
-- SECONDARY	1.0036	6,955,858
-- S.R.P.		0

AVERAGE DAILY MEMBERSHIP	STATE AID ADM (RESIDENT)	ATTENDING ADM (RESIDENT)	ATTENDING ADM (NON RES)	TOTAL ATTENDING ADM
1990 - 1991				
ELEMENTARY	157,895	101,285	0,000	101,285
HIGH SCHOOL	0,000	0,000	0,000	0,000
-- TOTAL	157,895	101,285	0,000	101,285
1991 - 1992				
ELEMENTARY	177,390	117,010	0,000	117,010
HIGH SCHOOL	0,000	0,000	0,000	0,000
-- TOTAL	177,390	117,010	0,000	117,010
1992 - 1993				
ELEMENTARY	184,848	114,040	0,000	114,040
HIGH SCHOOL	0,000	0,000	0,000	0,000
-- TOTAL	184,848	114,040	0,000	114,040
ENROLLMENT 1992 - 1993				127
ORIGINAL ENTRIES				10
TRANSFER STUDENTS				137
TOTAL STUDENTS SERVED				

STAFFING SUMMARY	NUMBER OF FTE'S	STUDENTS PER STAFF PERSON
CERTIFIED		
ADMINS	1	114.00
TEACHERS	9	12.70
OTHER	0	0.00
SUBTOTAL	10	11.40
CLASSIFIED		
MANAGERS	2	57.00
TEACH AIDS	2	57.00
OTHER	6	19.00
SUBTOTAL	10	11.40
TOTAL STAFF	20	5.70
TEACHER SALARIES		271,819



PATAGONIA UNION HIGH DISTRICT

SANTA CRUZ COUNTY 120520

FINANCIAL DATA FUND DESCRIPTION	JULY 1, 1992			EXPENDITURES		JUNE 30, 1993
	FUND BALANCE	REVENUES	TRANSFERS	BUDGET	ACTUAL	BALANCE
MAINTENANCE & OPER	4,383	1,045,854	0	1,087,355	1,081,807	(11,370)
CAPITAL OUTLAY	90,023	54,664	0	86,000	82,803	82,084
ADJACENT WAYS	10,080	567	0	10,000	914	9,733
DEBT SERVICE	171,888	160,929	0	159,188	159,188	173,429
SCHOOL PLANT	18,738	7,757	0	16,000	9,308	18,187
FEDERAL PROJECTS	5,208	6,869	0	24,200	9,186	2,891
STATE PROJECTS	718	6,076	0	10,000	5,441	1,351
FOOD SERVICES	(71)	0	0	0	0	(71)
AUXILIARY OPERATIONS	0	235	0	10,000	0	235
UNEMPLOYMENT INSUR	0	4,000	0	4,000	0	4,000
OTHER	4,001	2,220	0	7,000	1,015	5,206
TOTAL	306,768	1,289,171	0	1,373,743	1,309,262	286,676
NOT INCLUDED ABOVE						
BOND BUILDING	9,181	383	0	8,000	3,008	6,566
INTRGVMNTL AGRMNTS	0	0	0	25,000	0	0
INDIRECT COSTS	0	0	0	0	0	0

Fiscal Year 1992 - 1993 Annual Report for the Arizona Department of Education

DESCRIPTION OF REVENUES RECEIVED BY SOURCE	LOCAL	COUNTY	STATE	FEDERAL	TOTAL REVENUES
MAINTENANCE & OPERATION	732,497	(660)	314,017	0	1,045,854
CAPITAL OUTLAY	34,837	489	19,338	0	54,664
ADJACENT WAYS	567	0	0	0	567
DEBT SERVICE	160,929	0	0	0	160,929
OTHER: SEE DESCRIPTION PAGE 35	7,757	0	6,076	6,869	20,702
TOTAL BY SOURCE	936,587	(171)	339,431	6,869	1,282,716
PERCENTAGE OF TOTAL REVENUES	73.00	0.00	26.50	0.50	100.00

SPECIAL EDUCATION PROGRAM EXPENDITURES - DESCRIPTION	BUDGET	ACTUAL
EDUCABLE MENTALLY	0	0
SERIOUSLY EMOTIONALLY	3,000	12,074
SERIOUSLY EMOT - PRIVATE	0	0
HEARING	0	0
OTHER HEALTH IMPAIRED	0	0
MULTIPLE DISABILITIES	0	0
MULTIPLE (SSI)	12,000	0
PHYSICALLY	0	0
LEARNING DISABLED	18,000	34,585
SPEECH / LANGUAGE	3,000	0
TRAINABLE MENTALLY	0	0
VISUALLY	0	0
PRESCHOOL MOD DEV DELAY	0	0
PRESCHOOL SEV DEV DELAY	0	0
- SUBTOTAL	48,000	48,659
GIFTED PROGRAMS	2,000	1,088
BILINGUAL ED	0	0
REMEDIAL ED	0	0
VOCATIONAL & TECH ED	2,227	1,492
CAREER ED	0	0
- SUBTOTAL	4,227	2,580
TOTAL (INCL IN MAINT & OPER)	52,227	49,239

DUPLICATED COUNTS FOR GIFTED PROG			
KDG	0	9	1
1	0	10	1
2	0	11	1
3	0	12	3
4	0	SUBTOTAL	6
5	0	KDG - 12	8
6	0	ACTUAL EXPENDITURES	
7	1	K - 8	0
8	1	9 - 12	1,088
SUBTOTAL	2	TOTAL	1,088

MISCELLANEOUS DATA as of 6/30/93	
BONDS OUTSTANDING	0
LAND & IMPROVEMENTS	125,418
BUILDING & IMPROVEMENTS	2,162,126
FURNITURE, EQUIP, VEHICLES	552,464
CONSTRUCTION IN PROGRESS	30,000
TAX RATES	ASSESSED VALUATION
PRIMARY 4.5201	13,486,938
SECONDARY 1.1173	14,247,804
S R P	0

AVERAGE DAILY MEMBERSHIP	STATE AID ADM (RESIDENT)	ATTENDING ADM (RESIDENT)	ATTENDING ADM (NON RES)	TOTAL ATTENDING ADM	STAFFING SUMMARY	NUMBER OF FTE'S	STUDENTS PER STAFF PERSON
1990 - 1991					CERTIFIED		
ELEMENTARY	0 000	0 000	56 610	56 610	ADMINS	2	8 119
HIGH SCHOOL	97 880	97 880	6 350	104 230	TEACHERS	10	1 100
-- TOTAL	97 880	97 880	62 960	160 840	OTHER	0	0 000
1991 - 1992					SUBTOTAL	12	13 990
ELEMENTARY	0 000	0 000	60 380	60 380	CLASSIFIED		
HIGH SCHOOL	93 210	93 210	14 810	108 040	MANAGERS	1	166 900
-- TOTAL	93 210	93 210	75 210	168 420	TEACH AIDE	1	166 900
1992 - 1993					OTHER	8	20 900
ELEMENTARY	0 000	0 000	71 390	71 390	SUBTOTAL	10	16 700
HIGH SCHOOL	87 530	87 530	8 000	95 530	TOTAL STAFF	22	7 600
-- TOTAL	87 530	87 530	79 390	168 920	TEACHER SALARIES		162 865
ENROLLMENT		ORIGINAL ENTRIES		172			
1992 - 1993		TRANSFER STUDENTS		15			
		TOTAL STUDENTS SERVED		188			



FINANCIAL DATA FUND DESCRIPTION	JULY 1, 1992			EXPENDITURES			JUNE 30, 1993
	FUND BALANCE	REVENUES	TRANSFERS	BUDGET	ACTUAL	BALANCE	
MAINTENANCE & OPER	10,118	636,185	0	676,386	676,384	(30,103)	
CAPITAL OUTLAY	27,892	53,316	0	57,665	15,609	65,599	
ADJACENT WAYS	49	2	0	49	0	51	
DEBT SERVICE	0	0	0	0	0	0	
SCHOOL PLANT	2,806	101	0	2,793	0	2,907	
FEDERAL PROJECTS	2,441	9,431	0	10,009	11,223	649	
STATE PROJECTS	1,640	1,082	0	0	278	2,444	
FOOD SERVICES	1,385	3,381	0	25,000	2,703	2,063	
AUXILIARY OPERATIONS	54	974	0	2,000	1,015	13	
UNEMPLOYMENT INSUR	9	0	0	5,000	0	9	
OTHER	929	327	0	9,200	361	895	
TOTAL	47,321	704,779	0	788,102	707,673	44,627	
NOT INCLUDED ABOVE							
BOND BUILDING	0	0	0	0	0	0	
INTRGVMNTL AGRMNTS	0	0	0	0	0	0	
INDIRECT COSTS	0	0	0	0	0	0	

Fiscal Year 1992 - 1993 Annual Report for the Arizona Department of Education

DESCRIPTION OF REVENUES RECEIVED BY SOURCE	LOCAL	COUNTY	STATE	FEDERAL	TOTAL REVENUES
MAINTENANCE & OPERATION	199,598	9,488	427,079	0	636,165
CAPITAL OUTLAY	17,263	1,053	35,000	0	53,316
ADJACENT WAYS	2	0	0	0	2
DEBT SERVICE	0	0	0	0	0
OTHER: SEE DESCRIPTION PAGE 35	101	0	1,082	9,431	10,614
TOTAL BY SOURCE	216,964	10,541	463,161	9,431	700,097
PERCENTAGE OF TOTAL REVENUES	31.00	1.50	66.20	1.30	100.00

SPECIAL EDUCATION PROGRAM EXPENDITURES - DESCRIPTION	BUDGET	ACTUAL
EDUCABLE MENTALLY	0	0
SERIOUSLY EMOTIONALLY	0	0
SERIOUSLY EMOT - PRIVATE	0	0
HEARING	0	0
OTHER HEALTH IMPAIRED	0	0
MULTIPLE DISABILITIES	0	0
MULTIPLE (SSI)	0	0
PHYSICALLY	0	0
LEARNING DISABLED	14,000	14,000
SPEECH / LANGUAGE	8,000	8,000
TRAINABLE MENTALLY	0	0
VISUALLY	0	0
PRESCHOOL MOD DEV DELAY	0	0
PRESCHOOL SEV DEV DELAY	0	0
-SUBTOTAL	22,000	22,000
GIFTED PROGRAMS	3,427	3,000
BILINGUAL ED	11,000	7,691
REMEDIATION ED	0	0
VOCATIONAL & TECH ED	0	0
CAREER ED	0	0
- SUBTOTAL	14,427	10,691
TOTAL (INCL IN MAINT & OPER)	36,427	32,691

DUPLICATED COUNTS FOR GIFTED PROG			
KDG	0	9	0
1	3	10	0
2	1	11	0
3	0	12	0
4	0	SUBTOTAL	0
5	0	KDG - 12	5
6	1	ACTUAL EXPENDITURES	
7	0	K - 8	3,000
8	0	9 - 12	0
SUBTOTAL	5	TOTAL	000

MISCELLANEOUS DATA as of 6/30/93	
BONDS OUTSTANDING	0
LAND & IMPROVEMENTS	44,532
BUILDING & IMPROVEMENTS	437,514
FURNITURE, EQUIP, VEHICLES	755,595
CONSTRUCTION IN PROGRESS	0
TAX RATES	ASSESSED VALUATION
-- PRIMARY 6.4494	3,765,595
-- SECONDARY 0.0000	3,847,375
-- S R P	0

AVERAGE DAILY MEMBERSHIP	STATE AID ADM (RESIDENT)	ATTENDING ADM (RESIDENT)	ATTENDING ADM (NON RES)	TOTAL ATTENDING ADM
1990 - 1991				
ELEMENTARY	110,105	110,105	0,000	110,105
HIGH SCHOOL	26,900	0,000	0,000	0,000
-- TOTAL	137,005	110,105	0,000	110,105
1991 - 1992				
ELEMENTARY	111,390	111,390	0,000	111,390
HIGH SCHOOL	30,990	0,000	0,000	0,000
-- TOTAL	142,380	111,390	0,000	111,390
1992 - 1993				
ELEMENTARY	95,775	95,775	0,000	95,775
HIGH SCHOOL	31,200	0,000	0,000	0,000
-- TOTAL	126,975	95,775	0,000	95,775
ENROLLMENT				
1992 - 1993				
ORIGINAL ENTRIES				103
TRANSFER STUDENTS				18
TOTAL STUDENTS SERVED				121

STAFFING SUMMARY	NUMBER OF FTE'S	STUDENTS PER STAFF PERSON
CERTIFIED ---		
ADMINS	1	95.80
TEACHERS	8	12.00
OTHER	0	0.00
-UBTOTAL	9	10.60
CLASSIFIED ---		
MANAGERS	0	0.00
TEACH AIDS	3	31.90
OTHER	6	16.00
SUBTOTAL	9	10.60
TOTAL STAFF	18	5.30
TEACHER SALARIES		213,450



FINANCIAL DATA FUND DESCRIPTION	JULY 1, 1992			EXPENDITURES		JUNE 30, 1993
	FUND BALANCE	REVENUES	TRANSFERS	BUDGET	ACTUAL	BALANCE
MAINTENANCE & OPER	(60,242)	4,761,371	0	4,980,852	4,918,903	(225,774)
CAPITAL OUTLAY	28,566	179,661	0	283,423	255,246	(47,019)
ADJACENT WAYS	349	20,303	0	25,000	0	20,652
DEBT SERVICE	59,888	663,326	0	682,513	682,513	40,701
SCHOOL PLANT	7,506	2,409	0	14,432	7,852	2,263
FEDERAL PROJECTS	25,731	301,839	0	305,469	293,978	33,392
STATE PROJECTS	10,095	10,520	0	8,000	13,102	7,513
FOOD SERVICES	26	303,582	0	175,000	303,608	0
AUXILIARY OPERATIONS	0	0	0	0	0	0
UNEMPLOYMENT INSUR	0	0	0	0	0	0
OTHER	12,979	4,141	0	33,150	10,839	6,281
TOTAL	1,896	6,246,962	0	6,507,639	6,485,841	(161,991)
NOT INCLUDED ABOVE						
BOND BUILDING	313,712	15,733	0	300,000	287,715	41,730
INTRGVMNTL AGRMNTS	0	0	0	0	0	0
INDIRECT COSTS	0	0	0	0	0	0

Fiscal Year 1992 - 1993 Annual Report for the Arizona Department of Education

DESCRIPTION OF REVENUES RECEIVED B' SOURCE	LOCAL	COUNTY	STATE	FEDERAL	TOTAL REVENUES
MAINTENANCE & OPERATION	1,971,937	92,362	2,697,072	0	4,761,371
CAPITAL OUTLAY	45,126	4,499	130,036	0	179,661
ADJACENT WAYS	20,303	0	0	0	20,303
DEBT SERVICE	663,326	0	0	0	663,326
OTHER: SEE DESCRIPTION PAGE 35	2,409	0	10,520	301,639	314,568
TOTAL BY SOURCE	2,703,101	96,861	2,837,628	301,639	5,939,229
PERCENTAGE OF TOTAL REVENUES	45.50	1.60	47.80	5.10	100.00

SPECIAL EDUCATION PROGRAM EXPENDITURES - DESCRIPTION	BUDGET	ACTUAL
EDUCABLE MENTALLY	5,950	18,750
SERIOUSLY EMOTIONALLY	2,330	0
SERIOUSLY EMOT - PRIVATE	0	0
HEARING	5,950	28,973
OTHER HEALTH IMPAIRED	0	0
MULTIPLE DISABILITIES	36,154	31,286
MULTIPLE (SSI)	0	0
PHYSICALLY	0	0
LEARNING DISABLED	166,447	141,972
SPEECH / LANGUAGE	75,865	39,967
TRAINABLE MENTALLY	2,330	0
VISUALLY	0	0
PRESCHOOL MOD DEV DELAY	0	18,708
PRESCHOOL SEV DEV DELAY	0	0
- SUBTOTAL	255,026	279,656
GIFTED PROGRAMS	51,700	43,412
BILINGUAL ED	113,444	100,063
REMEDIAL ED	0	0
VOCATIONAL & TECH ED	0	0
CAREER ED	0	0
- SUBTOTAL	165,144	143,475
TOTAL (INCL IN MAINT & OPER)	420,170	423,131

DUPLICATED COUNTS FOR GIFTED PROG			
KDG	0	9	0
1	0	10	0
2	0	11	0
3	20	12	0
4	15		
5	23		
6	8		
7	14		
8	11		
SUBTOTAL	91	TOTAL	43,412

MISCELLANEOUS DATA as of 6/30/93		
BONDS OUTSTANDING		0
LAND & IMPROVEMENTS		176,853
BUILDING & IMPROVEMENTS		5,720,600
FURNITURE, EQUIP, VEHICLES		987,537
CONSTRUCTION IN PROGRESS		0
	TAX RATES	ASSESSED VALUATION
-- PRIMARY	4.3976	51,765,342
-- SECONDARY	1.1789	57,896,448
-- S R P		0

AVERAGE DAILY MEMBERSHIP	STATE AID ADM (RESIDENT)	ATTENDING ADM (RESIDENT)	ATTENDING ADM (NON RES)	TOTAL ATTENDING ADM
1990 - 1991				
ELEMENTARY	961,445	961,445	0,000	961,445
HIGH SCHOOL	317,620	0,000	0,000	0,000
-- TOTAL	1,279,065	961,445	0,000	961,445
1991 - 1992				
ELEMENTARY	1,015,280	1,015,280	0,000	1,015,280
HIGH SCHOOL	313,100	0,000	0,000	0,000
-- TOTAL	1,328,380	1,015,280	0,000	1,015,280
1992 - 1993				
ELEMENTARY	1,110,305	1,110,305	0,000	1,110,305
HIGH SCHOOL	356,010	0,000	0,000	0,000
-- TOTAL	1,466,315	1,110,305	0,000	1,110,305
ENROLLMENT 1992 - 1993				
ORIGINAL ENTRIES				1,195
TRANSFER STUDENTS				78
TOTAL STUDENTS SERVED				1,273

STAFFING SUMMARY	NUMBER OF FTE'S	STUDENTS PER STAFF PERSON
CERTIFIED ---		
ADMINS	4	277.60
TEACHERS	58	19.10
OTHER	1	1,110.30
SUBTOTAL	63	17.60
CLASSIFIED ---		
MANAGERS	6	185.10
TEACH AIDS	13	85.40
OTHER	37	30.00
SUBTOTAL	56	19.80
TOTAL STAFF	119	9.30
TEACHER SALARIES		1,776,332



FINANCIAL DATA FUND DESCRIPTION	JULY 1, 1992			EXPENDITURES		JUNE 30, 1993
	FUND BALANCE	REVENUES	TRANSFERS	BUDGET	ACTUAL	BALANCE
MAINTENANCE & OPER	39,895	587,505	(210)	666,235	640,098	(12,908)
CAPITAL OUTLAY	(22,050)	178,690	0	179,708	174,484	(17,844)
ADJACENT WAYS	0	0	0	0	0	0
DEBT SERVICE	85,804	141,229	0	125,000	125,000	102,033
SCHOOL PLANT	2,547	84	0	0	0	2,631
FEDERAL PROJECTS	5,828	25,708	0	13,408	23,511	8,025
STATE PROJECTS	5,474	1,200	0	18,179	1,274	5,400
FOOD SERVICES	2,047	4,761	0	3,500	5,152	1,656
AUXILIARY OPERATIONS	0	0	0	0	0	0
UNEMPLOYMENT INSUR	0	0	0	0	0	0
OTHER	1,033	0	34	0	0	1,067
TOTAL	120,578	939,177	(176)	1,006,030	969,519	90,060
NOT INCLUDED ABOVE						
BOND BUILDING	0	0	0	0	0	0
INTRGVMNTL AGRMNTS	0	0	0	0	0	0
INDIRECT COSTS	0	0	0	0	0	0

Fiscal Year 1992 - 1993 Annual Report for the Arizona Department of Education

DESCRIPTION OF REVENUES RECEIVED BY SOURCE	LOCAL	COUNTY	STATE	FEDERAL	TOTAL REVENUES
MAINTENANCE & OPERATION	295,647	1,067	290,791	0	587,505
CAPITAL OUTLAY	92,462	2,067	84,161	0	178,690
ADJACENT WAYS	0	0	0	0	0
DEBT SERVICE	141,229	0	0	0	141,229
OTHER: SEE DESCRIPTION PAGE 35	84	0	1,200	25,708	26,992
TOTAL BY SOURCE	529,422	3,134	376,152	25,708	934,416
PERCENTAGE OF TOTAL REVENUES	56.70	0.30	40.30	2.80	100.00

SPECIAL EDUCATION PROGRAM EXPENDITURES - DESCRIPTION	BUDGET	ACTUAL
EDUCABLE MENTALLY	0	0
SERIOUSLY EMOTIONALLY	0	0
SERIOUSLY EMOT - PRIVATE	0	0
HEARING	0	0
OT/PLR HEALTH IMPAIRED	4,190	4,187
MULTIPLE DISABILITIES	0	0
MULTIPLE (SSI)	0	0
PHYSICALLY	0	0
LEARNING DISABLED	27,960	24,370
SPEECH / LANGUAGE	8,500	8,325
TRAINABLE MENTALLY	0	0
VISUALLY	0	0
PRESCHOOL MOD DEV DELAY	0	0
PRESCHOOL SEV DEV DELAY	0	0
-SUBTOTAL	40,650	34,882
GIFTED PROGRAMS	1,500	1,000
BILINGUAL ED	0	0
REMEDIAL ED	0	0
VOCATIONAL & TECH ED	0	0
CAREER ED	0	0
- SUBTOTAL	1,500	1,000
TOTAL (INCL IN MAINT & OPER)	42,150	35,882

DUPLICATED COUNTS FOR GIFTED PROG		
KDG	0	9
1	0	10
2	0	11
3	3	12
4	0	SUBTOTAL
5	0	KDG - 12
6	0	ACTUAL EXPENDITURES
7	2	K - 8
8	0	9 - 12
SUBTOTAL	5	TOTAL

MISCELLANEOUS DATA as of 6/30/93	
BONDS OUTSTANDING	770,000
LAND & IMPROVEMENTS	250,000
BUILDING & IMPROVEMENTS	1,050,000
FURNITURE, EQUIP, VEHICLES	150,000
CONSTRUCTION IN PROGRESS	0
TAX RATES	ASSESSED VALUATION
-- PRIMARY 5.1782	7,131,888
-- SECONDARY 1.7143	7,291,946
-- S.R.P.	0

AVERAGE DAILY MEMBERSHIP	STATE AID ADM (RESIDENT)	ATTENDING ADM (RESIDENT)	ATTENDING ADM (NON RES)	TOTAL ATTENDING ADM
1990 - 1991				
ELEMENTARY	93,920	93,920	7,560	101,480
HIGH SCHOOL	0,000	0,000	0,000	0,000
-- TOTAL	93,920	93,920	7,560	101,480
1991 - 1992				
ELEMENTARY	84,000	84,000	24,325	108,325
HIGH SCHOOL	0,000	0,000	0,000	0,000
-- TOTAL	84,000	84,000	24,325	108,325
1992 - 1993				
ELEMENTARY	114,194	114,830	15,075	129,905
HIGH SCHOOL	0,000	0,000	0,000	0,000
-- TOTAL	114,194	114,830	15,075	129,905
ENROLLMENT 1992 1993				
ORIGINAL ENTRIES				148
TRANSFER STUDENTS				8
TOTAL STUDENTS SERVED				156

STAFFING SUMMARY	NUMBER OF FTE'S	STUDENTS PER STAFF PERSON
CERTIFIED ---		
ADMINS	1	129.90
TEACHERS	10	13.00
OTHER	0	0.00
SUBTOTAL	11	11.80
CLASSIFIED ---		
MANAGERS	2	65.00
TEACH AIDES	1	129.90
OTHER	6	21.70
SUBTOTAL	9	14.40
TOTAL STAFF	20	6.50
TEACHER SALARIES		276,553



FINANCIAL DATA FUND DESCRIPTION	JULY 1, 1992			EXPENDITURES		JUNE 30, 1993 BALANCE
	FUND BALANCE	REVENUES	TRANSFERS	BUDGET	ACTUAL	
MAINTENANCE & OPER	(44,743)	25,751,342	(210)	26,349,683	26,247,384	(540,995)
CAPITAL OUTLAY	3,099,632	2,894,575	0	3,599,468	3,311,378	2,882,829
ADJACENT WAYS	84,211	23,273	0	107,049	914	106,570
DEBT SERVICE	1,554,354	2,703,032	14,715	2,639,923	2,639,923	1,632,178
SCHOOL PLANT	48,118	13,575	1,464	66,262	16,960	46,197
FEDERAL PROJECTS	253,358	1,933,079	(4,409)	1,890,485	1,883,515	298,513
STATE PROJECTS	117,511	417,353	0	438,464	413,194	121,670
FOOD SERVICES	(129,709)	1,563,916	(62)	2,483,500	1,510,312	(76,167)
AUXILIARY OPERATIONS	123,706	112,829	0	187,000	117,928	118,607
UNEMPLOYMENT INSUR	136,203	41,630	0	117,000	61,074	116,759
OTHER	424,489	1,562,308	(1,430)	4,558,850	1,541,983	443,382
TOTAL	5,667,130	37,018,910	10,068	42,437,684	37,744,666	4,949,643
NOT INCLUDED ABOVE						
BOND BUILDING	337,608	16,126	(14,715)	322,715	290,723	48,296
INTRGVMNTL AGRMNTS	0	0	0	525,000	0	0
INDIRECT COSTS	0	0	0	75,000	0	0

Fiscal Year 1992 - 1993 Annual Report for the Arizona Department of Education

DESCRIPTION OF REVENUES RECEIVED BY SOURCE	LOCAL	COUNTY	STATE	FEDERAL	TOTAL REVENUES
MAINTENANCE & OPERATION	6,510,279	587,646	18,653,417	0	25,751,342
CAPITAL OUTLAY	590,983	74,144	2,229,448	0	2,894,575
ADJACENT WAYS	23,273	0	0	0	23,273
DEBT SERVICE	2,703,032	0	0	0	2,703,032
OTHER: SEE DESCRIPTION PAGE 35	13,575	0	417,353	1,933,079	2,364,007
TOTAL BY SOURCE	9,841,142	661,790	21,300,218	1,933,079	33,736,229
PERCENTAGE OF TOTAL REVENUES	29.20	2.00	63.10	5.70	100.00

SPECIAL EDUCATION PROGRAM EXPENDITURES - DESCRIPTION	BUDGET	ACTUAL
EDUCABLE MENTALLY	90,061	115,024
SERIOUSLY EMOTIONALLY	33,550	28,685
SERIOUSLY EMOT - PRIVATE	0	0
HEARING	7,950	29,528
OTHER HEALTH IMPAIRED	15,922	4,531
MULTIPLE DISABILITIES	196,726	58,503
MULTIPLE (SSI)	12,000	0
PHYSICALLY	0	0
LEARNING DISABLED	815,936	957,398
SPEECH / LANGUAGE	201,234	194,844
TRAINABLE MENTALLY	56,038	38,765
VISUALLY	60,879	3,704
PRESCHOOL MOD DEV DELAY	0	31,353
PRESCHOOL SEV DEV DELAY	0	61,136
-SUBTOTAL	1,664,699	1,585,378
GIFTED PROGRAMS	160,174	155,985
BILINGUAL ED	273,689	271,079
REMEDIAL ED	67,817	87,947
VOCATIONAL & TECH ED	181,944	218,363
CAREER ED	0	0
-SUBTOTAL	683,624	733,374
TOTAL (INCL IN MAINT & OPER)	2,238,323	2,318,752

DUPLICATED COUNTS FOR GIFTED PROG			
KDG	0	9	33
1	3	10	19
2	2	11	28
3	53	12	20
4	62		
5	67		
6	56		
7	59		
8	33		
SUBTOTAL	335	TOTAL	155,985

MISCELLANEOUS DATA as of 6/30/93	
BONDS OUTSTANDING	14,060,000
LAND & IMPROVEMENTS	1,245,959
BUILDING & IMPROVEMENTS	10,718,893
FURNITURE, EQUIP, VEHICLES	2,410,710
CONSTRUCTION IN PROGRESS	30,000
TAX RATES	ASSESSED VALUATION
-- PRIMARY 0.0000	142,346,782
-- SECONDARY 0.0000	0
-- S R P	0

AVERAGE DAILY MEMBERSHIP	STATE AID ADM (RESIDENT)	ATTENDING ADM (RESIDENT)	ATTENDING ADM (NON RES)	TOTAL ATTENDING ADM
1990 - 1991				
ELEMENTARY	5,168,295	5,111,685	71,770	5,183,455
HIGH SCHOOL	2,093,340	1,748,820	236,230	1,985,050
-- TOTAL	7,261,635	6,860,505	308,000	7,168,506
1991 - 1992				
ELEMENTARY	5,331,430	5,271,050	93,415	5,364,485
HIGH SCHOOL	2,088,340	1,744,250	255,167	1,999,417
-- TOTAL	7,419,770	7,015,300	348,582	7,343,882
1992 - 1993				
ELEMENTARY	5,522,682	5,452,510	94,295	5,546,95
HIGH SCHOOL	2,163,645	1,776,435	284,660	2,061,095
-- TOTAL	7,686,327	7,228,945	378,945	7,607,890
ENROLLMENT 1992 - 1993				8,288
ORIGINAL ENTRIES TRANSFER STUDENTS				280
TOTAL STUDENTS SERVED				8,568

STAFFING SUMMARY	NUMBER OF FTE'S	STUDENTS PER STAFF PERSON
CERTIFIED		
ADMINS	27	281.80
TEACHERS	364	20.90
OTHER	34	223.80
SUBTOTAL	425	17.90
CLASSIFIED		
MANAGERS	15	507.20
TEACH AIDS	50	152.20
OTHER	194	39.20
SUBTOTAL	259	29.40
TOTAL STAFF	684	11.10
TEACHER SALARIES		11,507,211



FINANCIAL DATA FUND DESCRIPTION	JULY 1, 1992			EXPENDITURES		JUNE 30, 1993
	FUND BALANCE	REVENUES	TRANSFERS	BUDGET	ACTUAL	BALANCE
MAINTENANCE & OPER	14,773	1,089,659	89	1,125,807	1,113,097	(8,576)
CAPITAL OUTLAY	48,506	63,155	0	60,638	60,638	51,023
ADJACENT WAYS	0	0	0	0	0	0
DEBT SERVICE	392	38,376	0	32,280	35,885	2,883
SCHOOL PLANT	8,214	181	0	6,000	8,370	2,005
FEDERAL PROJECTS	1,513	9,652	(58)	46,383	10,512	595
STATE PROJECTS	4,922	14,061	(21)	15,398	15,429	3,533
FOOD SERVICES	8,678	40,264	0	33,000	29,360	19,582
AUXILIARY OPERATIONS	0	0	0	2,000	0	0
UNEMPLOYMENT INSUR	10,566	6,814	0	4,000	130	17,240
OTHER	4,485	3,221	(10)	0	0	7,676
TOTAL	102,018	1,266,363	0	1,325,318	1,271,421	96,961
NOT INCLUDED ABOVE						
BOND BUILDING	0	0	0	0	0	0
INTRGMNTL AGRMNTS	0	0	0	0	0	0
INDIRECT COSTS	0	0	0	0	0	0

Fiscal Year 1992 - 1993 Annual Report for the Arizona Department of Education

DESCRIPTION OF REVENUES RECEIVED BY SOURCE	LOCAL	COUNTY	STATE	FEDERAL	TOTAL REVENUES
MAINTENANCE & OPERATION	887,340	28,252	174,067	0	1,089,659
CAPITAL OUTLAY	38,045	3,139	21,971	0	63,155
ADJACENT WAYS	0	0	0	0	0
DEBT SERVICE	38,376	0	0	0	38,376
OTHER: SEE DESCRIPTION PAGE 35	161	0	14,061	9,652	23,874
TOTAL BY SOURCE	963,922	31,391	210,099	9,652	1,215,064
PERCENTAGE OF TOTAL REVENUES	79.30	2.60	17.30	0.80	100.00

SPECIAL EDUCATION PROGRAM EXPENDITURES - DESCRIPTION	BUDGET	ACTUAL
EDUCABLE MENTALLY	13,533	7,126
SERIOUSLY EMOTIONALLY	0	0
SERIOUSLY EMOT - PRIVATE	0	0
HEARING	4,511	3,563
OTHER HEALTH IMPAIRED	0	0
MULTIPLE DISABILITIES	0	0
MULTIPLE (SSI)	0	0
PHYSICALLY	0	0
LEARNING DISABLED	21,110	57,009
SPEECH / LANGUAGE	0	0
TRAINABLE MENTALLY	0	0
VISUALLY	0	0
PRESCHOOL MOD DEV DELAY	0	0
PRESCHOOL SEV DEV DELAY	0	0
- SUBTOTAL	70,816	67,698
GIFTED PROGRAMS	0	0
BILINGUAL ED	0	3,563
REMEDIAL ED	0	0
VOCATIONAL & TECH ED	0	0
CAREER ED	0	0
- SUBTOTAL	0	3,563
TOTAL (INCL IN MAINT & OPER)	70,816	71,261

DUPLICATED COUNTS FOR GIFTED PROG			
KDG	0	9	0
1	0	10	0
2	0	11	0
3	0	12	0
4	0	SUBTOTAL	0
5	0	KDG - 12	0
6	0	ACTUAL EXPENDITURES	
7	0	K - 8	0
8	0	9 - 12	0
SUBTOTAL	0	TOTAL	0

MISCELLANEOUS DATA as of 6/30/93	
BONDS OUTSTANDING	175,000
LAND & IMPROVEMENTS	24,877
BUILDING & IMPROVEMENTS	772,155
FURNITURE, EQUIP, VEHICLES	414,762
CONSTRUCTION IN PROGRESS	0
TAX RATES	ASSESSED VALUATION
-- PRIMARY 6.4838	14,253,283
-- SECONDARY 2.365	12,231,513
-- S.R.P.	135,275

AVERAGE DAILY MEMBERSHIP	STATE AID ADM (RESIDENT)	ATTENDING ADM (RESIDENT)	ATTENDING ADM (NON RES)	TOTAL ATTENDING ADM
1990 - 1991				
ELEMENTARY	139,385	139,465	0,000	139,465
HIGH SCHOOL	39,575	40,160	0,000	40,160
-- TOTAL	178,960	179,625	0,000	179,625
1991 - 1992				
ELEMENTARY	135,267	136,420	0,000	136,420
HIGH SCHOOL	45,781	46,660	0,000	46,660
-- TOTAL	181,048	183,080	0,000	183,080
1992 - 1993				
ELEMENTARY	142,755	142,755	0,000	142,755
HIGH SCHOOL	45,229	45,410	0,000	45,410
-- TOTAL	187,984	188,165	0,000	188,165
ENROLLMENT 1992 - 1993				226
ORIGINAL ENTRIES TRANSFER STUDENTS				24
TOTAL STUDENTS SERVED				250

STAFFING SUMMARY	NUMBER OF FTE'S	STUDENTS PER STAFF PERSON
CERTIFIED		
ADMINS	2	94.10
TEACHERS	19	9.90
OTHER	0	0.00
SUBTOTAL	21	9.00
CLASSIFIED		
MANAGERS	3	62.70
TEACH AIDS	5	37.60
OTHER	6	31.40
SUBTOTAL	14	13.40
TOTAL STAFF	35	5.40
TEACHER SALARIES		489,094

FINANCIAL DATA FUND DESCRIPTION	JULY 1, 1992			EXPENDITURES		JUNE 30, 1993 BALANCE
	FUND BALANCE	REVENUES	TRANSFERS	BUDGET	ACTUAL	
MAINTENANCE & OPER	(7,644)	2,436,187	21,389	2,477,539	2,393,362	56,550
CAPITAL OUTLAY	134,655	44,982	(21,389)	140,279	137,411	20,837
ADJACENT WAYS	0	0	0	0	0	0
DEBT SERVICE	0	0	0	0	0	0
SCHOOL PLANT	0	0	0	0	0	0
FEDERAL PROJECTS	2,469	21,401	0	13,745	18,633	5,237
STATE PROJECTS	70	1,924	0	0	1,587	407
FOOD SERVICES	0	0	0	0	0	0
AUXILIARY OPERATIONS	14,918	28,659	0	17,700	25,698	17,879
UNEMPLOYMENT INSUR	0	0	0	0	0	0
OTHER	30,291	40,035	0	30,280	26,488	43,638
TOTAL	174,768	2,673,168	0	2,679,543	2,603,179	144,748
NOT INCLUDED ABOVE						
BOND BUILDING	0	0	0	0	0	0
INTRGVMNTL AGRMNTS	0	0	0	0	0	0
INDIRECT COSTS	0	0	0	0	0	0

Fiscal Year 1992 - 1993 Annual Report for the Arizona Department of Education

DESCRIPTION OF REVENUES RECEIVED BY SOURCE	LOCAL	COUNTY	STATE	FEDERAL	TOTAL REVENUES
MAINTENANCE & OPERATION	1,970,422	68,763	395,202	1,780	2,436,167
CAPITAL OUTLAY	43,219	0	1,763	0	44,982
ADJACENT WAYS	0	0	0	0	0
DEBT SERVICE	0	0	0	0	0
OTHER: SEE DESCRIPTION PAGE 35	0	0	1,924	21,401	23,325
TOTAL BY SOURCE	2,013,641	68,763	398,889	23,181	2,504,474
PERCENTAGE OF TOTAL REVENUES	80.40	2.70	15.90	0.90	100.00

SPECIAL EDUCATION PROGRAM EXPENDITURES - DESCRIPTION	BUDGET	ACTUAL
EDUCABLE MENTALLY	14,848	14,849
SERIOUSLY EMOTIONALLY	50,840	50,800
SERIOUSLY EMOT - PRIVATE	0	0
HEARING	0	0
OTHER HEALTH IMPAIRED	0	0
MULTIPLE DISABILITIES	0	0
MULTIPLE (SSI)	0	0
PHYSICALLY	0	0
LEARNING DISABLED	127,374	131,417
SPEECH / LANGUAGE	14,819	14,077
TRAINABLE MENTALLY	27,000	23,460
VISUALLY	20,819	0
PRESCHOOL MOD DEV DELAY	0	0
PRESCHOOL SEV DEV DELAY	0	0
-SUBTOTAL	255,700	234,603
GIFTED PROGRAMS	15,728	16,611
BILINGUAL ED	0	0
REMEDIAL ED	25,987	25,498
VOCATIONAL & TECH ED	132,725	126,977
CAREER ED	0	0
- SUBTOTAL	174,435	169,086
TOTAL (INCL IN MAINT & OPER)	430,135	403,689

DUPLICATED COUNTS FOR GIFTED PROG			
KDG	0	9	0
1	0	10	0
2	0	11	0
3	2	12	0
4	1	SUBTOTAL	0
5	1	KDG - 12	7
6	0	ACTUAL EXPENDITURES	
7	2	K - 8	12,836
8	1	9 - 12	3,775
SUBTOTAL	7	TOTAL	16,611

MISCELLANEOUS DATA as of 6/30/93		
BONDS OUTSTANDING		0
LAND & IMPROVEMENTS		366,088
BUILDING & IMPROVEMENTS		6,048,767
FURNITURE, EQUIP, VEHICLES		1,067,222
CONSTRUCTION IN PROGRESS		0
TAX RATES	ASSESSED VALUATION	
-- PRIMARY	3,9343	45,301,421
-- SECONDARY	4400	45,889,507
-- S R P		0

AVERAGE DAILY MEMBERSHIP	STATE AID ADM (RESIDENT)	ATTENDING ADM (RESIDENT)	ATTENDING ADM (NON RES)	TOTAL ATTENDING ADM
1990 - 1991				
ELEMENTARY	408 060	408 060	0 000	408 060
HIGH SCHOOL	143 303	143 303	0 000	143 303
-- TOTAL	551 363	551 363	0 000	551 363
1991 - 1992				
ELEMENTARY	416 136	416 335	0 000	416 335
HIGH SCHOOL	148 865	148 865	0 000	148 865
-- TOTAL	565 001	565 200	0 000	565 200
1992 - 1993				
ELEMENTARY	411 202	411 955	0 000	411 955
HIGH SCHOOL	165 340	165 340	0 000	165 340
-- TOTAL	576 542	577 295	0 000	577 295
ENROLLMENT 1992 - 1993				
ORIGINAL ENTRIES				616
TRANSFER STUDENTS				27
TOTAL STUDENTS SERVED				643

STAFFING SUMMARY	NUMBER OF FTE'S	STUDENTS PER STAFF PERSON
CERTIFIED		
ADMINS	3	192.40
TEACHERS	38	15.20
OTHER	4	144.30
SUBTOTAL	45	12.80
CLASSIFIED		
MANAGERS	3	192.40
TEACH AIDS	11	57.74
OTHER	19	30.48
SUBTOTAL	33	17.50
TOTAL STAFF	78	7.40
TEACHER SALARIES		1,051,165



FINANCIAL DATA FUND DESCRIPTION	JULY 1, 1992			EXPENDITURES		JUNE 30, 1993
	FUND BALANCE	REVENUES	TRANSFERS	BUDGET	ACTUAL	BALANCE
MAINTENANCE & OPER	49,243	967,093	0	996,549	960,352	55,984
CAPITAL OUTLAY	213,645	62,539	0	213,400	185,332	90,852
ADJACENT WAYS	0	0	0	0	0	0
DEBT SERVICE	0	0	0	0	0	0
SCHOOL PLANT	5,597	141	0	6,000	592	5,146
FEDERAL PROJECTS	4,949	16,855	0	25,109	19,420	2,384
STATE PROJECTS	1,578	6,057	0	2,688	4,217	3,418
FOOD SERVICES	444	3,252	0	0	2,259	1,437
AUXILIARY OPERATIONS	85	2	0	5,000	87	0
UNEMPLOYMENT INSUR	0	0	0	0	0	0
OTHER	10,833	11,131	0	10,000	9,610	12,354
TOTAL	286,374	1,067,070	0	1,268,746	1,181,869	171,676
NOT INCLUDED ABOVE						
BOND BUILDING	0	0	0	0	0	0
INTRGVMNTL AGRMNTS	0	0	0	0	0	0
INDIRECT COSTS	0	0	0	0	0	0

Fiscal Year 1992 - 1993 Annual Report for the Arizona Department of Education

DESCRIPTION OF REVENUES RECEIVED BY SOURCE	LOCAL	COUNTY	STATE	FEDERAL	TOTAL REVENUES
MAINTENANCE & OPERATION	276,963	82,489	595,432	12,209	967,093
CAPITAL OUTLAY	4,021	9,165	49,353	0	62,539
ADJACENT WAYS	0	0	0	0	0
DEBT SERVICE	0	0	0	0	0
OTHER: SEE DESCRIPTION PAGE 35	141	0	6,057	16,855	23,053
TOTAL BY SOURCE	281,125	91,654	650,842	29,064	1,052,686
PERCENTAGE OF TOTAL REVENUES	26.70	8.70	61.80	2.80	100.00

SPECIAL EDUCATION PROGRAM EXPENDITURES - DESCRIPTION	BUDGET	ACTUAL
EDUCABLE MENTALLY	0	0
SERIOUSLY EMOTIONALLY	0	0
SERIOUSLY EMOT - PRIVATE	0	0
HEARING	0	0
OTHER HEALTH IMPAIRED	0	0
MULTIPLE DISABILITIES	0	0
MULTIPLE (SSI)	0	0
PHYSICALLY	0	0
LEARNING DISABLED	70,727	58,598
SPEECH / LANGUAGE	0	0
TRAINABLE MENTALLY	0	0
VISUALLY	0	0
PRESCHOOL MOD DEV DELAY	0	0
PRESCHOOL SEV DEV DELAY	0	0
- SUBTOTAL	70,727	58,598
GIFTED PROGRAMS	16,881	16,326
BILINGUAL ED	0	0
REMEDIAL ED	0	0
VOCATIONAL & TECH ED	0	0
CAREER ED	0	0
- SUBTOTAL	16,881	16,326
TOTAL (INCL IN MAINT & OPER)	87,608	74,922

DUPLICATED COUNTS FOR GIFTED PROG			
KDG	0	9	0
1	5	10	0
2	7	11	0
3	6	12	0
4	8	SUBTOTAL	0
5	5	KDG - 12	51
6	8	ACTUAL EXPENDITURES	
7	7	K - 8	16,326
8	5	9 - 12	0
SUBTOTAL	51	TOTAL	16,326

MISCELLANEOUS DATA as of 6/30/93	
BONDS OUTSTANDING	0
LAND & IMPROVEMENTS	2,571
BUILDING & IMPROVEMENTS	142,777
FURNITURE, EQUIP, VEHICLES	14,303
CONSTRUCTION IN PROGRESS	0
TAX RATES	ASSESSED VALUATION
-- PRIMARY 3.8538	8,941,532
-- SECONDARY 0.0000	9,159,322
-- S.R.P.	0

AVERAGE DAILY MEMBERSHIP	STATE AID ADM (RESIDENT)	ATTENDING ADM (RESIDENT)	ATTENDING ADM (NON RES)	TOTAL ATTENDING ADM
1990 - 1991				
ELEMENTARY	187,295	187,295	0,000	187,295
HIGH SCHOOL	60,846	0,000	0,000	0,000
-- TOTAL	248,141	187,295	0,000	187,295
1991 - 1992				
ELEMENTARY	186,830	187,780	0,000	187,780
HIGH SCHOOL	63,881	0,000	0,000	0,000
-- TOTAL	250,711	187,780	0,000	187,780
1992 - 1993				
ELEMENTARY	180,640	182,415	0,000	182,415
HIGH SCHOOL	77,550	0,000	0,000	0,000
-- TOTAL	258,190	182,415	0,000	182,415
ENROLLMENT 1992 - 1993				
ORIGINAL ENTRIES				216
TRANSFER STUDENTS				18
TOTAL STUDENTS SERVED				234

STAFFING SUMMARY	NUMBER OF FTE'S	STUDENTS PER STAFF PERSON
CERTIFIED ---		
ADMINS	1	182.40
TEACHERS	12	15.20
OTHER	0	0.00
SUBTOTAL	13	14.00
CLASSIFIED ---		
MANAGERS	1	182.40
TEACH AIDS	4	45.60
OTHER	7	26.10
SUBTOTAL	12	15.20
TOTAL STAFF	25	7.00
TEACHER SALARIES		311,210

241,211



FINANCIAL DATA FUND DESCRIPTION	JULY 1, 1992			EXPENDITURES		JUNE 30, 1993 BALANCE
	FUND BALANCE	REVENUES	TRANSFERS	BUDGET	ACTUAL	
MAINTENANCE & OPER	(31,821)	4,395,658	22	4,384,518	4,341,102	22,857
CAPITAL OUTLAY	(2,877)	454,078	0	470,512	464,915	(13,714)
ADJACENT WAYS	0	0	0	0	0	0
DEBT SERVICE	442,731	526,759	0	528,275	546,873	422,817
SCHOOL PLANT	4,252	769	0	0	0	5,021
FEDERAL PROJECTS	16,623	184,695	(2)	163,439	186,724	14,592
STATE PROJECTS	2,492	62,766	(20)	81,051	60,352	4,886
FOOD SERVICES	36,612	251,920	0	218,000	241,127	47,405
AUXILIARY OPERATIONS	8,087	46,731	0	60,000	45,553	9,265
UNEMPLOYMENT INSUR	9	7,698	0	9,000	5,455	2,252
OTHER	20,516	46,190	0	56,800	20,545	46,161
TOTAL	496,624	6,977,264	0	6,971,596	6,912,648	561,142
NOT INCLUDED ABOVE						
BOND BUILDING	0	0	0	0	0	0
INTRGVMNTL AGRMNTS	404	503	0	0	839	68
INDIRECT COSTS	0	0	0	0	0	0

Fiscal Year 1992 - 1993 Annual Report for the Arizona Department of Education

DESCRIPTION OF REVENUES RECEIVED BY SOURCE	LOCAL	COUNTY	STATE	FEDERAL	TOTAL REVENUES
MAINTENANCE & OPERATION	1,174,738	408,488	2,801,750	10,682	4,395,658
CAPITAL OUTLAY	127,990	45,388	280,700	0	454,078
ADJACENT WAYS	0	0	0	0	0
DEBT SERVICE	526,759	0	0	0	526,759
OTHER: SEE DESCRIPTION PAGE 35	769	0	62,766	184,695	248,230
TOTAL BY SOURCE	1,830,256	453,876	3,145,216	195,377	6,624,725
PERCENTAGE OF TOTAL REVENUES	32.50	8.10	55.90	3.50	100.00

SPECIAL EDUCATION PROGRAM EXPENDITURES - DESCRIPTION	BUDGET	ACTUAL
EDUCABLE MENTALLY	25,000	39,702
SERIOUSLY EMOTIONALLY	36,000	31,174
SERIOUSLY EMOT - PRIVATE	4,300	5,294
HEARING	4,300	13,234
OTHER HEALTH IMPAIRED	0	0
MULTIPLE DISABILITIES	4,300	3,647
MULTIPLE (SSI)	8,600	10,587
PHYSICALLY	0	0
LEARNING DISABLED	196,825	189,981
SPEECH / LANGUAGE	80,000	76,930
TRAINABLE MENTALLY	8,600	15,881
VISUALLY	4,300	0
PRESCHOOL MOD DEV DELAY	36,000	31,761
PRESCHOOL SEV DEV DELAY	8,000	0
-SUBTOTAL	416,025	418,191
GIFTED PROGRAMS	5,000	0
BILINGUAL ED	5,000	5,000
REMEDIAL ED	0	0
VOCATIONAL & TECH ED	1,000	0
CAREER ED	3,000	0
- SUBTOTAL	14,000	5,000
TOTAL (INCL IN MAINT & OPER)	430,025	423,191

DUPLICATED COUNTS FOR GIFTED PROG			
KDG	0	9	0
1	0	10	0
2	0	11	0
3	0	12	0
4	0	SUBTOTAL	0
5	0	KDG - 12	0
6	0	ACTUAL EXPENDITURES	0
7	0	K - 8	0
8	0	9 - 12	0
SUBTOTAL	0	TOTAL	0

MISCELLANEOUS DATA as of 6/30/93		
BONDS OUTSTANDING	2,100,000	
LAND & IMPROVEMENTS	682,454	
BUILDING & IMPROVEMENTS	7,572,454	
FURNITURE, EQUIP, VEHICLES	1,658,731	
CONSTRUCTION IN PROGRESS	0	
TAX RATES	ASSESSED VALUATION	
-- PRIMARY	4.9108	27,132,804
-- SECONDARY	1.8577	27,509,020
-- SRP		0

AVERAGE DAILY MEMBERSHIP	STATE AID ADM (RESIDENT)	ATTENDING ADM (RESIDENT)	ATTENDING ADM (NON RES)	TOTAL ATTENDING ADM
1990 - 1991				
E'EMENTARY	852 520	852 520	1 310	853 830
HIGH SCHOOL	333 851	334 540	42 520	377 060
-- TOTAL	1,186,371	1,187,060	43,830	1,230,890
1991 - 1992				
E'EMENTARY	900 865	900 865	0 000	900 865
HIGH SCHOOL	747 340	346 340	36 420	382 760
-- TOTAL	1,248,206	1,247,206	36,420	1,283,826
1992 - 1993				
E'EMENTARY	929 242	939 500	490	939 990
HIGH SCHOOL	351 955	357 850	53 960	411 810
-- TOTAL	1,281,197	1,297,350	64,450	1,361,800
ENROLLMENT 1992 - 1993				1,475
				103
				1,578

STAFFING SUMMARY	NUMBER OF FTE'S	STUDENTS PER STAFF PERSON
CERTIFIED ---		
ADMINS	4	338.00
TEACHERS	68	19.90
OTHER	4	338.00
SUBTOTAL	76	17.80
CLASSIFIED ---		
MANAGERS	7	675.90
TEACH AIDS	16	84.50
OTHER	47	32.20
SUBTOTAL	60	22.50
TOTAL STAFF	136	9.90
TEACHER SALARIES		2,018,298

FINANCIAL DATA FUND DESCRIPTION	JULY 1, 1992			EXPENDITURES		JUNE 30, 1993
	FUND BALANCE	REVENUES	TRANSFERS	BUDGET	ACTUAL	BALANCE
MAINTENANCE & OPER	(59,128)	1,109,254	0	1,120,180	1,138,660	(88,534)
CAPITAL OUTLAY	36,828	74,173	0	67,800	67,662	43,339
ADJACENT WAYS	0	4,002	0	4,500	3,831	171
DEBT SERVICE	3,904	130,487	0	122,860	122,360	12,031
SCHOOL PLANT	1,819	814	0	0	0	2,233
FEDERAL PROJECTS	1,327	40,630	0	17,845	35,472	6,485
STATE PROJECTS	262	2,034	0	2,721	2,119	177
FOOD SERVICES	18,758	55,796	0	45,457	65,515	7,037
AUXILIARY OPERATIONS	0	0	0	0	0	0
UNEMPLOYMENT INSUR	0	0	0	0	0	0
OTHER	(12,390)	116,545	0	76,925	99,568	4,587
TOTAL	(10,822)	1,633,636	0	1,468,268	1,635,187	(12,474)
NOT INCLUDED ABOVE						
BOND BUILDING	1	0	0	0	0	1
INTRGVMENTL AGRMNTS	25	200	0	0	200	25
INDIRECT COSTS	0	0	0	0	0	0

Fiscal Year 1992 - 1993 Annual Report for the Arizona Department of Education

DESCRIPTION OF REVENUES RECEIVED BY SOURCE	LOCAL	COUNTY	STATE	FEDERAL	TOTAL REVENUES
MAINTENANCE & OPERATION	368,479	88,250	644,054	8,471	1,109,254
CAPITAL OUTLAY	479	9,806	63,888	0	74,173
ADJACENT WAYS	4,002	0	0	0	4,002
DEBT SERVICE	130,487	0	0	0	130,487
OTHER: SEE DESCRIPTION PAGE 35	614	0	2,034	40,630	43,278
TOTAL BY SOURCE	504,061	98,056	709,978	49,101	1,361,194
PERCENTAGE OF TOTAL REVENUES	37.00	7.20	52.20	3.60	100.00

SPECIAL EDUCATION PROGRAM EXPENDITURES - DESCRIPTION	BUDGET	ACTUAL
EDUCABLE MENTALLY	13,370	13,370
SERIOUSLY EMOTIONALLY	3,342	3,342
SERIOUSLY EMOT - PRIVATE	0	0
HEARING	3,342	3,342
OTHER HEALTH IMPAIRED	0	0
MULTIPLE DISABILITIES	0	0
MULTIPLE (SSI)	0	0
PHYSICALLY	0	0
LEARNING DISABLED	62,680	62,680
SPEECH / LANGUAGE	0	0
TRAINABLE MENTALLY	0	0
VISUALLY	0	0
PRESCHOOL MOD DEV DELAY	0	0
PRESCHOOL SEV DEV DELAY	0	0
-SUBTOTAL	82,734	82,734
GIFTED PROGRAMS	836	875
BILINGUAL ED	0	0
REMEDIAL ED	0	0
VOCATIONAL & TECH ED	0	0
CAREER ED	0	0
- SUBTOTAL	836	875
TOTAL (INCL IN MAINT & OPER)	83,570	83,609

DUPLICATED COUNTS FOR GIFTED PROG			
KDG	0	9	0
1	0	10	0
2	0	11	0
3	0	12	0
4	0	SUBTOTAL	0
5	0	KDG - 12	7
6	2	ACTUAL EXPENDITURES	
7	3	K - 6	0
8	2	9 - 12	0
SUBTOTAL	7	TOTAL	0

MISCELLANEOUS DATA as of 6/30/93		
BONDS OUTSTANDING	0	
LANO & IMPROVEMENTS	175,000	
BUILDING & IMPROVEMENTS	1,360,132	
FURNITURE, EQUIP, VEHICLES	679,259	
CONSTRUCTION IN PROGRESS	0	
TAX RATES	ASSESSED VALUATION	
-- PRIMARY	6 1648	6,890,106
-- SECONDARY	1 7720	7,219,564
-- S R P		146,877

AVERAGE DAILY MEMBERSHIP	STATE AID ADM (RESIDENT)	ATTENDING ADM (RESIDENT)	ATTENDING ADM (NON RES)	TOTAL ATTENDING ADM
1990 - 1991				
ELEMENTARY	189 615	189 615	0 000	189 615
HIGH SCHOOL	37 085	0 000	0 000	0 000
-- TOTAL	206 700	189 615	0 000	189 615
1991 - 1992				
ELEMENTARY	188 086	188 830	0 000	188 830
HIGH SCHOOL	50 361	0 000	0 000	0 000
-- TOTAL	238 447	188 830	0 000	188 830
1992 - 1993				
ELEMENTARY	202 860	202 860	0 000	202 860
HIGH SCHOOL	53 117	0 000	0 000	0 000
-- TOTAL	255 977	202 860	0 000	202 860
ENROLLMENT 1992 - 1993				231
ORIGINAL ENTRIES				29
TRANSFER STUDENTS				260
TOTAL STUDENTS SERVED				

STAFFING SUMMARY	NUMBER OF FTE'S	STUDENTS PER STAFF PERSON
CERTIFIED		
ADMINS	1	202 90
TEACHERS	13	15 60
OTHER	0	0 00
SUBTOTAL	14	14 50
CLASSIFIED		
MANAGERS	1	202 90
TEACH AIDS	4	50 70
OTHER	11	18 40
SUBTOTAL	16	12 70
TOTAL STAFF	30	6 80
TEACHER SALARIES		365 149



FINANCIAL DATA FUND DESCRIPTION	JULY 1, 1992			EXPENDITURES		JUNE 30, 1993
	FUND BALANCE	REVENUES	TRANSFERS	BUDGET	ACTUAL	BALANCE
MAINTENANCE & OPER	33,567	29,374	317	5,000	30,257	33,001
CAPITAL OUTLAY	11,480	396	(317)	0	0	11,559
ADJACENT WAYS	0	0	0	0	0	0
DEBT SERVICE	0	0	0	0	0	0
SCHOOL PLANT	0	0	0	0	0	0
FEDERAL PROJECTS	0	0	0	0	0	0
STATE PROJECTS	0	0	0	0	0	0
FOOD SERVICES	0	0	0	0	0	0
AUXILIARY OPERATIONS	0	0	0	0	0	0
UNEMPLOYMENT INSUR	0	0	0	0	0	0
OTHER	0	0	0	0	0	0
TOTAL	45,047	29,770	0	62,000	30,257	44,560
NOT INCLUDED ABOVE						
BOND BUILDING	0	0	0	0	0	0
INTRGVMNTL AGRMNTS	0	0	0	0	0	0
INDIRECT COSTS	0	0	0	0	0	0

Fiscal Year 1992 - 1993 Annual Report for the Arizona Department of Education

DESCRIPTION OF REVENUES RECEIVED BY SOURCE	LOCAL	COUNTY	STATE	FEDERAL	TOTAL REVENUES
MAINTENANCE & OPERATION	17,957	0	189	11,228	29,374
CAPITAL OUTLAY	313	0	83	0	396
ADJACENT WAYS	0	0	0	0	0
DEBT SERVICE	0	0	0	0	0
OTHER: SEE DESCRIPTION PAGE 35	0	0	0	0	0
TOTAL BY SOURCE	18,270	0	272	11,228	29,770
PERCENTAGE OF TOTAL REVENUES	61.40	0.00	0.90	37.70	100.00

SPECIAL EDUCATION PROGRAM EXPENDITURES - DESCRIPTION	BUDGET	ACTUAL
EDUCABLE MENTALLY	0	0
SERIOUSLY EMOTIONALLY	0	0
SERIOUSLY EMOT - PRIVATE	0	0
HEARING	0	0
OTHER HEALTH IMPAIRED	0	0
MULTIPLE DISABILITIES	0	0
MULTIPLE (SSI)	0	0
PHYSICALLY	0	0
LEARNING DISABLED	0	0
SPEECH / LANGUAGE	0	0
TRAINABLE MENTALLY	0	0
VISUALLY	0	0
PRESCHOOL MOD DEV DELAY	0	0
PRESCHOOL SEV DEV DELAY	0	0
-SUBTOTAL	0	0
GIFTED PROGRAMS	0	0
BILINGUAL ED	0	0
REMEDIAL ED	0	0
VOCATIONAL & TECH ED	0	0
CAREER ED	0	0
- SUBTOTAL	0	0
TOTAL (INCL IN MAINT & OPER)	0	0

DUPLICATED COUNTS FOR GIFTED PROG			
KDG	0	9	0
1	0	10	0
2	0	11	0
3	0	12	0
4	0	SUBTOTAL	0
5	0	KDG - 12	0
6	0	ACTUAL EXPENDITURES	
7	0	K - 8	0
8	0	9 - 12	0
SUBTOTAL	0	TOTAL	0

MISCELLANEOUS DATA as of 6/30/93		
BONDS OUTSTANDING		0
LAND & IMPROVEMENTS		0
BUILDING & IMPROVEMENTS		0
FURNITURE, EQUIP, VEHICLES		0
CONSTRUCTION IN PROGRESS		0
	TAX RATES	ASSESSED VALUATION
PRIMARY	78.31	2,287,207
SECONDARY	0.0000	2,757,554
S R P		0

AVERAGE DAILY MEMBERSHIP	STATE AID ADM (RESIDENT)	ATTENDING ADM (RESIDENT)	ATTENDING ADM (NON RES)	TOTAL ATTENDING ADM	STAFFING SUMMARY	NUMBER OF FTE'S	STUDENTS PER STAFF PERSON
1990 - 1991					CERTIFIED		
ELEMENTARY	2,311	0,000	0,000	0,000	ADMINS	0	0.00
HIGH SCHOOL	3,275	0,000	0,000	0,000	TEACHERS	0	0.00
-- TOTAL	5,586	0,000	0,000	0,000	OTHER	0	0.00
1991 - 1992					SUBTOTAL	0	0.00
ELEMENTARY	2,000	0,000	0,000	0,000	CLASSIFIED		
HIGH SCHOOL	3,070	0,000	0,000	0,000	MANAGERS	0	0.00
-- TOTAL	5,070	0,000	0,000	0,000	TEACH AIDS	0	0.00
1992 - 1993					OTHER	0	0.00
ELEMENTARY	2,279	0,000	0,000	0,000	SUBTOTAL	0	0.00
HIGH SCHOOL	1,977	0,000	0,000	0,000	TOTAL STAFF	0	0.00
-- TOTAL	4,256	0,000	0,000	0,000	TEACHER SALARIES		0
ENROLLMENT 1992 - 1993		ORIGINAL ENTRIES	0				
		TRANSFER STUDENTS	0				
		TOTAL STUDENTS SERVED	0				



FINANCIAL DATA FUND DESCRIPTION	JULY 1, 1992			EXPENDITURES			JUNE 30, 1993
	FUND BALANCE	REVENUES	TRANSFERS	BUDGET	ACTUAL	BALANCE	
MAINTENANCE & OPER	(23,052)	4,952,087	0	5,087,900	5,034,004	(104,969)	
CAPITAL OUTLAY	8,234	742,202	0	675,274	674,902	75,534	
ADJACENT WAYS	0	0	0	0	0	0	
DEBT SERVICE	57,428	987,586	0	969,884	562,154	482,858	
SCHOOL PLANT	16	1	0	17	17	0	
FEDERAL PROJECTS	16,404	276,404	0	271,000	278,907	13,901	
STATE PROJECTS	8,087	42,321	0	50,500	47,785	2,603	
FOOD SERVICES	12,879	277,157	0	250,000	246,109	43,727	
AUXILIARY OPERATIONS	7,181	31,755	0	70,000	29,283	9,853	
UNEMPLOYMENT INSUR	21,774	805	0	20,000	599	21,980	
OTHER	13,369	70,823	0	128,500	58,702	25,490	
TOTAL	122,098	7,381,141	0	7,823,076	6,932,462	670,777	
NOT INCLUDED ABOVE							
BOND BUILDING	1,796,536	2,574,307	0	4,000,000	3,712,657	658,186	
INTRGVMTL AGRMNTS	0	0	0	0	0	0	
INDIRECT COSTS	0	0	0	18,000	0	0	

Fiscal Year 1992 - 1993 Annual Report for the Arizona Department of Education

DESCRIPTION OF REVENUES RECEIVED BY SOURCE	LOCAL	COUNTY	STATE	FEDERAL	TOTAL REVENUES
MAINTENANCE & OPERATION	1,240,715	428,901	3,268,704	(19,500)	4,918,810
CAPITAL OUTLAY	162	125,946	616,044	0	742,202
ADJACENT WAYS	0	0	0	0	0
DEBT SERVICE	987,586	0	0	0	987,586
OTHER: SEE DESCRIPTION PAGE 35	1	0	42,321	276,404	318,726
TOTAL BY SOURCE	2,228,464	554,847	3,927,119	256,894	6,967,324
PERCENTAGE OF TOTAL REVENUES	32.00	8.00	56.40	3.70	100.00

SPECIAL EDUCATION PROGRAM EXPENDITURES - DESCRIPTION	BUDGET	ACTUAL
EDUCABLE MENTALLY	85,500	93,507
SERIOUSLY EMOTIONALLY	84,175	88,006
SERIOUSLY EMOT - PRIVATE	0	0
HEARING	25,000	16,501
OTHER HEALTH IMPAIRED	12,000	16,502
MULTIPLE DISABILITIES	8,000	11,000
MULTIPLE (SSI)	0	13,751
PHYSICALLY	0	0
LEARNING DISABLED	171,000	159,512
SPEECH / LANGUAGE	50,000	35,753
TRAINABLE MENTALLY	47,000	46,754
VISUALLY	19,000	16,502
PRESCHOOL MOD DEV DELAY	35,000	24,752
PRESCHOOL SEV DEV DELAY	25,000	24,752
- SUBTOTAL	561,675	550,042
GIFTED PROGRAMS	31,000	32,250
BILINGUAL ED	0	0
REMEDIAL ED	0	0
VOCATIONAL & TECH ED	0	0
CAREER ED	0	0
- SUBTOTAL	31,000	32,250
TOTAL (INCL IN MAINT & OPER)	592,675	582,292

DUPLICATED COUNTS FOR GIFTED PROG			
KDG	0	9	9
1	0	10	6
2	16	11	9
3	19	12	18
4	26	SUBTOTAL	
5	23	KDG - 12	
6	25	ACTUAL EXPENDITURES	
7	23	K - 8	
8	23	9 - 12	
SUBTOTAL	155	TOTAL	32,250

MISCELLANEOUS DATA as of 6/30/93		
BONDS OUTSTANDING		9,290,000
LAND & IMPROVEMENTS		673,231
BUILDING & IMPROVEMENTS		9,018,467
FURNITURE, EQUIP, VEHICLES		2,296,997
CONSTRUCTION IN PROGRESS		4,179,368
	TAX RATES	ASSESSED VALUATION
.. PRIMARY	4.7930	29,785,491
.. SECONDARY	3.2668	30,122,518
.. S R P		95,656

AVERAGE DAILY MEMBERSHIP	STATE AID ADM (RESIDENT)	ATTENDING ADM (RESIDENT)	ATTENDING ADM (NON RES)	TOTAL ATTENDING ADM
1990 - 1991				
ELEMENTARY	1,036,890	1,036,890	18,060	1,054,950
HIGH SCHOOL	343,770	276,740	3,800	280,560
-- TOTAL	1,380,660	1,313,630	21,860	1,336,610
1991 - 1992				
ELEMENTARY	1,074,015	1,074,015	7,920	1,081,935
HIGH SCHOOL	428,840	428,840	3,120	431,960
-- TOTAL	1,502,855	1,502,855	11,040	1,513,895
1992 - 1993				
ELEMENTARY	1,186,805	1,186,805	4,400	1,191,205
HIGH SCHOOL	458,450	458,450	4,250	462,700
-- TOTAL	1,645,255	1,645,255	8,650	1,653,905
ENROLLMENT 1992 - 1993				1,852
				154
				2,006
	ORIGINAL ENTRIES			
	TRANSFER STUDENTS			
	TOTAL STUDENTS SERVED			

STAFFING SUMMARY	NUMBER OF FTE'S	STUDENTS PER STAFF PERSON
CERTIFIED --		
ADMINS	7	236.30
TEACHERS	90	18.40
OTHER	6	275.70
SUBTOTAL	103	16.10
CLASSIFIED		
MANAGERS	6	275.70
TEACH AIDS	21	78.80
OTHER	40	41.30
SUBTOTAL	67	24.70
TOTAL STAFF	170	19.70
TEACHER SALARIES		2,286,105

FINANCIAL DATA FUND DESCRIPTION	JULY 1, 1992			EXPENDITURES		JUNE 30, 1993 BALANCE
	FUND BALANCE	REVENUES	TRANSFERS	BUDGET	ACTUAL	
MAINTENANCE & OPER	(103,862)	1,525,078	0	1,399,743	1,385,318	35,778
CAPITAL OUTLAY	4,827	114,840	0	104,320	104,319	15,348
ADJACENT WAYS	0	0	0	0	0	0
DEBT SERVICE	0	183,778	0	155,360	154,302	29,476
SCHOOL PLANT	1,487	25	0	0	1,234	248
FEDERAL PROJECTS	5,516	70,538	0	72,073	71,728	4,328
STATE PROJECTS	6,713	1,233	0	2,800	7,673	273
FOOD SERVICES	12,188	77,148	0	80,000	75,401	13,934
AUXILIARY OPERATIONS	3,371	3,591	0	5,000	4,737	2,225
UNEMPLOYMENT INSUR	0	0	0	0	0	0
OTHER	4,702	1,058	0	6,050	5,009	5,451
TOTAL	(46,207)	1,977,287	0	1,826,346	1,806,018	107,061
NOT INCLUDED ABOVE						
BOND BUILDING	2	470	0	1,000	0	472
INTRGVMNTL AGRMNTS	0	0	0	0	0	0
INDIRECT COSTS	0	0	0	0	0	0

Fiscal Year 1992 - 1993 Annual Report for the Arizona Department of Education

DESCRIPTION OF REVENUES RECEIVED BY SOURCE	LOCAL	COUNTY	STATE	FEDERAL	TOTAL REVENUES
MAINTENANCE & OPERATION	502,358	135,448	887,272	0	1,525,078
CAPITAL OUTLAY	37,861	10,195	66,784	0	114,840
ADJACENT WAYS	0	0	0	0	0
DEBT SERVICE	183,778	0	0	0	183,778
OTHER: SEE DESCRIPTION PAGE 35	25	0	1,233	70,538	71,796
TOTAL BY SOURCE	724,022	145,643	955,289	70,538	1,895,492
PERCENTAGE OF TOTAL REVENUES	38.20	7.70	50.40	3.70	100.00

SPECIAL EDUCATION PROGRAM EXPENDITURES - DESCRIPTION	BUDGET	ACTUAL
EDUCABLE MENTALLY	0	1,227
SERIOUSLY EMOTIONALLY	7,019	8,344
SERIOUSLY EMOT - PRIVATE	0	0
HEARING	0	0
OTHER HEALTH IMPAIRED	0	0
MULTIPLE DISABILITIES	0	0
MULTIPLE (SSI)	0	0
PHYSICALLY	0	0
LEARNING DISABLED	26,618	28,369
SPEECH / LANGUAGE	4,900	344
TRAINABLE MENTALLY	0	0
VISUALLY	935	4,417
PRESCHOOL MOD DEV DELAY	3,180	0
PRESCHOOL SEV DEV DELAY	0	0
-SUBTOTAL	42,662	42,701
GIFTED PROGRAMS	2,800	2,454
BILINGUAL ED	4,714	3,927
REMEDIAL ED	0	0
VOCATIONAL & TECH ED	0	0
CAREER ED	0	0
- SUBTOTAL	7,514	6,381
TOTAL (INCL IN MAINT & OPER)	50,166	49,082

DUPLICATED COUNTS FOR GIFTED PROG			
KDG	0	9	0
1	0	10	0
2	0	11	0
3	0	12	0
4	0	SUBTOTAL	0
5	0	KDG - 12	0
6	0	ACTUAL EXPENDITURES	
7	0	K - 8	2,454
8	0	9 - 12	0
SUBTOTAL	0	TOTAL	2,454

MISCELLANEOUS DATA as of 6/30/93	
BONDS OUTSTANDING	675,000
LAND & IMPROVEMENTS	612,651
BUILDING & IMPROVEMENTS	1,955,779
FURNITURE, EQUIP, VEHICLES	406,549
CONSTRUCTION IN PROGRESS	0
TAX RATES	ASSESSED VALUATION
-- PRIMARY 3.0609	16,936,166
-- SECONDARY 8.150	20,198,828
-- SRP	31,412

AVERAGE DAILY MEMBERSHIP	STATE AID ADM (RESIDENT)	ATTENDING ADM (RESIDENT)	ATTENDING ADM (NON RES)	TOTAL ATTENDING ADM
1990 - 1991				
ELEMENTARY	368,765	368,765	0,000	368,765
HIGH SCHOOL	0,000	0,000	0,000	0,000
-- TOTAL	368,765	368,765	0,000	368,765
1991 - 1992				
ELEMENTARY	379,420	379,420	0,000	379,420
HIGH SCHOOL	0,000	0,000	0,000	0,000
-- TOTAL	379,420	379,420	0,000	379,420
1992 - 1993				
ELEMENTARY	373,775	373,775	0,000	373,775
HIGH SCHOOL	0,000	0,000	0,000	0,000
- TOTAL	373,775	373,775	0,000	373,775
ENROLLMENT 1992 - 1993				
	ORIGINAL ENTRIES			424
	TRANSFER STUDENTS			10
	TOTAL STUDENTS SERVED			434

STAFFING SUMMARY	NUMBER OF FTE'S	STUDENTS PER STAFF PERSON
CERTIFIED		
ADMINS	1	373.80
TEACHERS	20	18.70
OTHER	2	186.90
SUBTOTAL	23	16.30
CLASSIFIED		
MANAGERS	2	186.90
TEACH AIDS	2	186.90
OTHER	8	46.70
SUBTOTAL	12	31.15
TOTAL STAFF	35	18.70
TEACHER SALARIES		142,778



FINANCIAL DATA FUND DESCRIPTION	JULY 1, 1992			EXPENDITURES		JUNE 30, 1993
	FUND BALANCE	REVENUES	TRANSFERS	BUDGET	ACTUAL	BALANCE
MAINTENANCE & OPER	63,647	583,684	0	690,219	647,331	0
CAPITAL OUTLAY	24,107	7,398	0	10,000	10,000	88,505
ADJACENT WAYS	0	0	0	0	0	0
DEBT SERVICE	0	0	0	0	0	0
SCHOOL PLANT	1,493	47	0	0	0	1,540
FEDERAL PROJECTS	0	0	0	0	0	0
STATE PROJECTS	0	0	0	0	0	0
FOOD SERVICES	0	0	0	0	0	0
AUXILIARY OPERATIONS	0	0	0	0	0	0
UNEMPLOYMENT INSUR	0	0	0	0	0	0
OTHER	2,234	0	0	0	2,234	0
TOTAL	91,481	668,129	0	700,219	669,565	90,045
NOT INCLUDED ABOVE						
BOND BUILDING	0	0	0	0	0	0
INTRGVMNTL AGRMNTS	0	0	0	0	0	0
INDIRECT COSTS	0	0	0	0	0	0

Fiscal Year 1992 - 1993 Annual Report for the Arizona Department of Education

DESCRIPTION OF REVENUES RECEIVED BY SOURCE	LOCAL	COUNTY	STATE	FEDERAL	TOTAL REVENUES
MAINTENANCE & OPERATION	262,055	37,823	279,226	(26,064)	553,040
CAPITAL OUTLAY	29,305	4,200	40,890	0	74,398
ADJACENT WAYS	0	0	0	0	0
DEBT SERVICE	0	0	0	0	0
OTHER: SEE DESCRIPTION PAGE 35	47	0	0	0	47
TOTAL BY SOURCE	291,407	42,023	320,116	(26,064)	627,485
PERCENTAGE OF TOTAL REVENUES	46.40	6.7	51.00	4.20	100.00

SPECIAL EDUCATION PROGRAM EXPENDITURES - DESCRIPTION	BUDGET	ACTUAL
EDUCABLE MENTALLY	0	0
SERIOUSLY EMOTIONALLY	0	0
SERIOUSLY EMOT - PRIVATE	0	0
HEARING	0	0
OTHER HEALTH IMPAIRED	0	0
MULTIPLE DISABILITIES	0	0
MULTIPLE (SSI)	0	0
PHYSICALLY	0	0
LEARNING DISABLED	0	0
SPEECH / LANGUAGE	0	0
TRAINABLE MENTALLY	0	0
VISUALLY	0	0
PRESCHOOL MOD DEV DELAY	0	0
PRESCHOOL SEV DEV DELAY	0	0
-SUBTOTAL	14,000	0
GIFTED PROGRAMS	0	0
BILINGUAL ED	0	0
REMEDIAL ED	0	0
VOCATIONAL & TECH ED	0	0
CAREER ED	0	0
-SUBTOTAL	0	0
TOTAL (INCL IN MAINT & OPER)	14,000	0

DUPLICATED COUNTS FOR GIFTED PROG		
KDG	0	9
1	0	10
2	0	11
3	0	12
4	0	SUBTOTAL
5	0	KDG - 12
6	0	ACTUAL EXPENDITURES
7	0	K - 8
8	0	9 - 12
SUBTOTAL	0	TOTAL

MISCELLANEOUS DATA as of 6/30/93		
BONDS OUTSTANDING		0
LAND & IMPROVEMENTS		0
BUILDING & IMPROVEMENTS		0
FURNITURE, EQUIP, VEHICLES		0
CONSTRUCTION IN PROGRESS		0
TAX RATES ASSESSED VALUATION		
PRIMARY	3.6337	8,737,944
SECONDARY	0.0000	8,894,816
S R P		0

AVERAGE DAILY MEMBERSHIP	STATE AID ADM (RESIDENT)	ATTENDING ADM (RESIDENT)	ATTENDING ADM (NON RES)
1990 - 1991			
ELEMENTARY	118,812	0,000	0,000
HIGH SCHOOL	36,358	0,000	0,000
-- TOTAL	153,168	0,000	0,000
1991 - 1992			
ELEMENTARY	119,377	0,000	0,000
HIGH SCHOOL	48,824	0,000	0,000
-- TOTAL	166,001	0,000	0,000
1992 - 1993			
ELEMENTARY	119,897	0,000	0,000
HIGH SCHOOL	45,431	0,000	0,000
TOTAL	165,328	0,000	0,000
ENROLLMENT			
1992 - 1993			
TRANSFER STUDENTS			
TOTAL STUDENTS SERVED			

TOTAL ATTENDING ADM	STAFFING SUMMARY	NUMBER OF FTE'S	STUDENTS PER STAFF PERSON
0,000	CERTIFIED		
0,000	ADMINS	0	0.00
0,000	TEACHERS	1	0.00
0,000	OTHER	0	0.00
0,000	SUBTOTAL	1	0.00
0,000	CLASSIFIED		
0,000	MANAGERS	0	0.00
0,000	TEACH AIDS	0	0.00
0,000	OTHER	1	0.00
0,000	SUBTOTAL	1	0.00
0	TOTAL STAFF	1	0.00
0	TEACHER SALARIES		0



FINANCIAL DATA FUND DESCRIPTION	JULY 1, 1992			EXPENDITURES		JUNE 30, 1993 BALANCE
	FUND BALANCE	REVENUES	TRANSFERS	BUDGET	ACTUAL	
MAINTENANCE & OPER	15,689	7,043,998	0	7,246,882	7,159,772	(100,085)
CAPITAL OUTLAY	(2,183)	558,768	0	521,250	535,484	21,101
ADJACENT WAYS	0	0	0	0	0	0
DEBT SERVICE	70,436	790,565	0	805,594	805,594	55,407
SCHOOL PLANT	0	0	0	0	0	0
FEDERAL PROJECTS	28,103	198,271	0	221,940	203,422	20,952
STATE PROJECTS	3,302	23,312	0	26,981	21,259	5,355
FOOD SERVICES	7,123	561,437	0	509,500	551,989	16,571
AUXILIARY OPERATIONS	0	0	0	10,000	0	0
UNEMPLOYMENT INSUR	595	8,801	0	6,000	0	9,196
OTHER	28,727	27,772	0	50,000	25,112	31,387
TOTAL	161,792	9,210,724	0	9,398,147	9,302,632	69,884
NOT INCLUDED ABOVE						
BOND BUILDING	0	0	0	0	0	0
INTRGVMNTL AGRMNTS	0	2,310	0	0	1,400	910
INDIRECT COSTS	0	0	0	0	0	0

Fiscal Year 1992 - 1993 Annual Report for the Arizona Department of Education

DESCRIPTION OF REVENUES RECEIVED BY SOURCE	LOCAL	COUNTY	STATE	FEDERAL	TOTAL REVENUES
MAINTENANCE & OPERATION	1,642,101	687,689	4,708,932	(61,841)	6,976,881
CAPITAL OUTLAY	146,377	30,567	381,823	0	558,767
ADJACENT WAYS	0	0	0	0	0
DEBT SERVICE	790,565	0	0	0	790,565
OTHER: SEE DESCRIPTION PAGE 35	0	0	23,312	196,271	219,583
TOTAL BY SOURCE	2,579,043	718,256	5,114,067	134,430	8,545,796
PERCENTAGE OF TOTAL REVENUES	30.20	8.40	59.80	1.60	100.00

SPECIAL EDUCATION PROGRAM EXPENDITURES - DESCRIPTION	BUDGET	ACTUAL
EDUCABLE MENTALLY	66,701	65,885
SERIOUSLY EMOTIONALLY	32,556	32,158
SERIOUSLY EMOT - PRIVATE	0	0
HEARING	31,762	31,374
OTHER HEALTH IMPAIRED	7,941	7,843
MULTIPLE DISABILITIES	43,673	43,139
MULTIPLE (SSI)	0	0
PHYSICALLY	0	0
LEARNING DISABLED	257,041	258,837
SPEECH / LANGUAGE	79,406	78,435
TRAINABLE MENTALLY	71,465	70,591
VISUALLY	0	0
PRESCHOOL MOD DEV DELAY	0	0
PRESCHOOL SEV DEV DELAY	0	0
- SUBTOTAL	619,367	611,790
GIFTED PROGRAMS	119,109	117,652
BILINGUAL ED	55,588	54,905
REMEDIATION	0	0
VOCATIONAL & TECH ED	0	0
CAREER ED	0	0
- SUBTOTAL	174,697	172,557
TOTAL (INCL IN MAINT & OPER)	794,064	784,347

DUPLICATED COUNTS FOR GIFTED PROGRAM			
KDG	0	9	0
1	0	10	0
2	1	11	0
3	21	12	0
4	31		
5	39	SUBTOTAL	
6	25	KDG - 12	148
7	20	ACTUAL EXPENDITURE \$	
8	11	K - 8	117,652
SUBTOTAL	148	9 - 12	0
		TOTAL	117,652

MISCELLANEOUS DATA as of 6/30/93	
BONDS OUTSTANDING	3,620,547
LAND & IMPROVEMENTS	1,284,507
BUILDING & IMPROVEMENTS	11,994,398
FURNITURE, EQUIP, VEHICLES	2,340,222
CONSTRUCTION IN PROGRESS	0
TAX RATES ASSESSED VALUATION	
.. PRIMARY	2.5960 85,134,100
.. SECONDARY	9042 86,998,987
.. SRP	166,135

AVERAGE DAILY MEMBERSHIP	STATE AID ADM (RESIDENT)	ATTENDING ADM (RESIDENT)	ATTENDING ADM (NON RES)	TOTAL ATTENDING ADM
1990 - 1991				
ELEMENTARY	2,587,495	2,587,495	0,000	2,587,495
HIGH SCHOOL	0,000	0,000	0,000	0,000
- TOTAL	2,587,495	2,587,495	0,000	2,587,495
1991 - 1992				
ELEMENTARY	2,052,330	2,052,330	0,000	2,052,330
HIGH SCHOOL	0,000	0,000	0,000	0,000
- TOTAL	2,052,330	2,052,330	0,000	2,052,330
1992 - 1993				
ELEMENTARY	2,107,635	2,107,635	0,000	2,107,635
HIGH SCHOOL	0,000	0,000	0,000	0,000
- TOTAL	2,107,635	2,107,635	0,000	2,107,635
ENROLLMENT 1992 - 1993				
TRANSFER STUDENTS				2,349
TOTAL STUDENTS SERVED				135
				2,484

STAFFING SUMMARY	NUMBER OF FTE'S	STUDENTS PER STAFF PERSON
CERTIFIED ---		
ADMINS	19	210.80
TEACHERS	111	19.00
OTHER	5	4,150
SUBTOTAL	126	16.70
CLASSIFIED ---		
MANAGERS	5	4,150
TEACH AIDS	15	140.50
OTHER	66	31.90
SUBTOTAL	86	24.50
TOTAL STAFF	212	9.90
TEACHER SALARIES		3,447,070



FINANCIAL DATA FUND DESCRIPTION	JULY 1, 1992			EXPENDITURES		JUNE 30, 1993
	FUND BALANCE	REVENUES	TRANSFERS	BUDG T	ACTUAL	BALANCE
MAINTENANCE & OPER	19,940	69,586	0	91,500	73,559	15,967
CAPITAL OUTLAY	10,230	9,417	0	21,500	19,647	0
ADJACENT WAYS	0	0	0	0	0	0
DEBT SERVICE	0	0	0	0	0	0
SCHOOL PLANT	0	0	0	0	0	0
FEDERAL PROJECTS	0	0	0	0	0	0
STATE PROJECTS	177	1,710	0	1,000	1,838	51
FOOD SERVICES	0	0	0	0	0	0
AUXILIARY OPERATIONS	0	0	0	0	0	0
UNEMPLOYMENT INSUR	0	0	0	0	0	0
OTHER	22	1	0	0	0	23
TOTAL	30,369	80,714	0	114,000	96,042	16,041
NOT INCLUDED ABOVE						
BOND BUILDING	0	0	0	0	0	0
INTRGVMNTL AGRMNTS	0	0	0	0	0	0
INDIRECT COSTS	0	0	0	0	0	0

Fiscal Year 1992 - 1993 Annual Report for the Arizona Department of Education

DESCRIPTION OF REVENUES RECEIVED BY SOURCE	LOCAL	COUNTY	STATE	FEDERAL	TOTAL REVENUES
MAINTENANCE & OPERATION	62,210	0	(709)	0	61,501
CAPITAL OUTLAY	8,598	0	819	0	9,417
ADJACENT WAYS	0	0	0	0	0
DEBT SERVICE	0	0	0	0	0
OTHER: SEE DESCRIPTION PAGE 35	0	0	1,710	0	1,710
TOTAL BY SOURCE	70,808	0	1,820	0	72,628
PERCENTAGE OF TOTAL REVENUES	97.50	0.00	2.50	0.00	100.00

SPECIAL EDUCATION PROGRAM EXPENDITURES - DESCRIPTION	BUDGET	ACTUAL
EDUCABLE MENTALLY	0	0
SERIOUSLY EMOTIONALLY	0	1,552
SERIOUSLY EMOT - PRIVATE	0	0
HEARING	0	0
OTHER HEALTH IMPAIRED	0	0
MULTIPLE DISABILITIES	0	0
MULTIPLE (SSI)	0	0
PHYSICALLY	0	0
LEARNING DISABLED	0	0
SPEECH / LANGUAGE	0	0
TRAINABLE MENTALLY	0	0
VISUALLY	0	0
PRESCHOOL MOD DEV DELAY	0	0
PRESCHOOL SEV DEV DELAY	0	0
SUBTOTAL	0	1,552
GIFTED PROGRAMS	0	0
BILINGUAL ED	0	0
REMEDIATION ED	0	0
VOCATIONAL & TECH ED	0	0
CAREER ED	0	0
SUBTOTAL	0	0
TOTAL (INCL IN MAINT & OPER)	0	1,552

DUPLICATED COUNTS FOR GIFTED PROG			
KDG	0	9	0
1	0	10	0
2	0	11	0
3	0	12	0
4	0	SUBTOTAL	0
5	0	KDG - 12	0
6	0	ACTUAL EXPENDITURES	
7	0	K - 8	0
8	0	9 - 12	0
SUBTOTAL	0	TOTAL	0

MISCELLANEOUS DATA as of 6/30/93		
BONDS OUTSTANDING		0
LAND & IMPROVEMENTS		0
BUILDING & IMPROVEMENTS		0
FURNITURE, EQUIP, VEHICLES		0
CONSTRUCTION IN PROGRESS		0
	TAX RATES	ASSESSED VALUATION
-- PRIMARY	3.5628	2,309,913
-- SECONDARY	0.0000	2,396,089
-- SRP		0

AVERAGE DAILY MEMBERSHIP	STATE AID ADM (RESIDENT)	ATTENDING ADM (RESIDENT)	ATTENDING ADM (NON RES)	TOTAL ATTENDING ADM
1990 - 1991				
ELEMENTARY	13,980	13,980	0,000	13,980
HIGH SCHOOL	0,000	0,000	0,000	0,000
-- TOTAL	13,980	13,980	0,000	13,980
1991 - 1992				
ELEMENTARY	9,255	9,255	0,000	9,255
HIGH SCHOOL	0,000	0,000	0,000	0,000
-- TOTAL	9,255	9,255	0,000	9,255
1992 - 1993				
ELEMENTARY	10,123	10,150	0,000	10,150
HIGH SCHOOL	0,000	0,000	0,000	0,000
-- TOTAL	10,123	10,150	0,000	10,150
ENROLLMENT 1992 - 1993				
	ORIGINAL ENTRIES	TRANSFER STUDENTS	TOTAL STUDENTS SERVED	
				14
				1
				15

STAFFING SUMMARY	NUMBER OF FTE'S	STUDENTS PER STAFF PERSON
CERTIFIED ---		
ADMINS	0	0.00
TEACHERS	1	10.70
OTHER	0	0.00
SUBTOTAL	1	10.70
CLASSIFIED ---		
MANAGERS	0	0.00
TEACH AIDS	1	10.70
OTHER	0	0.00
SUBTOTAL	1	10.70
TOTAL STAFF	2	5.10
TEACHER SALARIES		34,135



FINANCIAL DATA FUND DESCRIPTION	JULY 1, 1992			EXPENDITURES		JUNE 30, 1993
	FUND BALANCE	REVENUES	TRANSFERS	BUDGET	ACTUAL	BALANCE
MAINTENANCE & OPER	62,331	214,978	0	277,822	231,444	45,863
CAPITAL OUTLAY	10,327	22,532	0	18,500	17,430	15,428
ADJACENT WAYS	0	0	0	0	0	0
DEBT SERVICE	0	0	0	0	0	0
SCHOOL PLANT	0	0	0	0	0	0
FEDERAL PROJECTS	0	0	0	0	0	0
STATE PROJECTS	0	0	0	0	0	0
FOOD SERVICES	0	0	0	0	0	0
AUXILIARY OPERATIONS	0	0	0	0	0	0
UNEMPLOYMENT INSUR	0	0	0	0	0	0
OTHER	0	3,555	0	0	3,534	21
TOTAL	72,658	241,083	0	296,322	262,408	61,313
NOT INCLUDED ABOVE						
BOND BUILDING	0	0	0	0	0	0
INTRGVMNTL AGRMNTS	0	0	0	0	0	0
INDIRECT COSTS	0	0	0	0	0	0

Fiscal Year 1992 - 1993 Annual Report for the Arizona Department of Education

DESCRIPTION OF REVENUES RECEIVED BY SOURCE	LOCAL	COUNTY	STATE	FEDERAL	TOTAL REVENUES
MAINTENANCE & OPERATION	106,481	15,234	69,391	0	191,106
CAPITAL OUTLAY	11,692	1,693	9,147	0	22,532
ADJACENT WAYS	0	0	0	0	0
DEBT SERVICE	0	0	0	0	0
OTHER: SEE DESCRIPTION PAGE 35	0	0	0	0	0
TOTAL BY SOURCE	118,173	16,927	78,538	0	213,638
PERCENTAGE OF TOTAL REVENUES	55.30	7.90	36.80	0.00	100.00

SPECIAL EDUCATION PROGRAM EXPENDITURES - DESCRIPTION	BUDGET	ACTUAL
EDUCABLE MENTALLY	0	0
SERIOUSLY EMOTIONALLY	0	0
SERIOUSLY EMOT - PRIVATE	0	0
HEARING	0	0
OTHER HEALTH IMPAIRED	0	0
MULTIPLE DISABILITIES	0	0
MULTIPLE (SSI)	0	0
PHYSICALLY	0	0
LEARNING DISABLED	0	0
SPEECH / LANGUAGE	5,000	4,500
TRAINABLE MENTALLY	0	0
VISUALLY	0	0
PRESCHOOL MOD DEV DELAY	0	0
PRESCHOOL SEV DEV DELAY	0	0
-SUBTOTAL	5,000	4,500
GIFTED PROGRAMS	0	0
BILINGUAL ED	0	0
REMEDIAL ED	0	0
VOCATIONAL & TECH ED	0	0
CAREER ED	0	0
-SUBTOTAL	0	0
TOTAL (INCL IN MAINT & OPER)	5,000	4,500

DUPLICATED COUNTS FOR GIFTED PROG		
KDG	0	8
1	0	10
2	0	11
3	0	12
4	0	SUBTOTAL
5	0	KDG - 12
6	0	ACTUAL EXPENDITURES
7	0	K - 8
8	0	9 - 12
SUBTOTAL	0	TOTAL

MISCELLANEOUS DATA as of 6/30/93	
BONDS OUTSTANDING	0
LAND & IMPROVEMENTS	0
BUILDING & IMPROVEMENTS	0
FURNITURE, EQUIP, VEHICLES	0
CONSTRUCTION IN PROGRESS	0
TAX RATES	ASSESSED VALUATION
-- PRIMARY 7.1086	1,691,769
-- SECONDARY 0.0000	1,706,897
-- S R P	0

AVERAGE DAILY MEMBERSHIP	STATE AID ADM (RESIDENT)	ATTENDING ADM (RESIDENT)	ATTENDING ADM (NON RES)	TOTAL ATTENDING ADM
1990 - 1991				
ELEMENTARY	29,290	21,000	2,500	23,500
HIGH SCHOOL	7,160	0,000	0,000	0,000
-- TOTAL	36,450	21,000	2,500	23,500
1991 - 1992				
ELEMENTARY	24,230	17,230	3,620	20,850
HIGH SCHOOL	10,940	0,000	0,000	0,000
-- TOTAL	35,170	17,230	3,620	20,850
1992 - 1993				
ELEMENTARY	22,340	16,340	0,000	16,340
HIGH SCHOOL	8,000	0,000	0,000	0,000
-- TOTAL	30,340	16,340	0,000	16,340
ENROLLMENT 1992 - 1993				
ORIGINAL ENTRIES				21
TRANSFER STUDENTS				4
TOTAL STUDENTS SERVED				25

STAFFING SUMMARY	NUMBER OF FTE'S	STUDENTS PER STAFF PERSON
CERTIFIED ---		
ADMINS	0	0.00
TEACHERS	2	8.20
OTHER	0	0.00
SUBTOTAL	2	8.20
CLASSIFIED ---		
MANAGERS	0	0.00
TEACH AIDS	3	5.40
OTHER	1	16.30
SUBTOTAL	4	11.10
TOTAL STAFF	6	12.70
TEACHER SALARIES		69,728

FINANCIAL DATA FUND DESCRIPTION	JULY 1, 1992			EXPENDITURES		JUNE 30, 1993
	FUND BALANCE	REVENUES	TRANSFERS	BUDGET	ACTUAL	BALANCE
MAINTENANCE & OPER	(145,628)	9,363,962	596	9,522,100	9,269,087	(50,157)
CAPITAL OUTLAY	159,276	669,402	(131)	725,255	888,173	(59,628)
ADJACENT WAYS	96,965	40,761	0	130,000	56,158	81,568
DEBT SERVICE	89,733	1,570,792	0	1,406,000	1,043,522	617,003
SCHOOL PLANT	0	0	0	0	0	0
FEDERAL PROJECTS	34,878	232,186	197	326,400	228,395	38,666
STATE PROJECTS	2,303	51,239	(701)	36,500	50,939	2,402
FOOD SERVICES	78,114	479,277	0	500,000	478,496	79,095
AUXILIARY OPERATIONS	7,761	36,174	0	25,000	26,157	17,778
UNEMPLOYMENT INSUR	25,806	1,382	0	10,000	6,235	20,953
OTHER	20,034	3,556	0	30,000	0	23,593
TOTAL	369,742	12,448,734	(39)	12,711,266	12,047,162	771,276
NOT INCLUDED ABOVE						
BOND BUILDING	5,035,190	0	0	0	4,831,733	203,457
INTRGVMNTL AGRMNTS	0	0	0	75,000	0	0
INDIRECT COSTS	0	0	0	0	0	0

Fiscal Year 1992 - 1993 Annual Report for the Arizona Department of Education

DESCRIPTION OF REVENUES RECEIVED BY SOURCE	LOCAL	COUNTY	STATE	FEDERAL	TOTAL REVENUES
MAINTENANCE & OPERATION	2,819,288	806,756	5,724,332	13,586	9,363,962
CAPITAL OUTLAY	186,713	60,723	421,966	0	669,402
ADJACENT WAYS	35,550	0	5,211	0	40,761
DEBT SERVICE	1,567,253	0	3,539	0	1,570,792
OTHER: SEE DESCRIPTION PAGE 35	0	0	51,239	232,186	283,425
TOTAL BY SOURCE	4,608,804	867,479	6,206,287	245,772	11,928,342
PERCENTAGE OF TOTAL REVENUES	38.60	7.30	52.00	2.10	100.00

SPECIAL EDUCATION PROGRAM EXPENDITURES - DESCRIPTION	BUDGET	ACTUAL
EDUCABLE MENTALLY	91,000	94,403
SERIOUSLY EMOTIONALLY	51,000	52,618
SERIOUSLY EMOT - PRIVATE	0	0
HEARING	0	0
OTHER HEALTH IMPAIRED	20,000	20,892
MULTIPLE DISABILITIES	40,000	41,784
MULTIPLE (SSI)	0	0
PHYSICALLY	0	0
LEARNING DISABLED	435,000	450,343
SPEECH / LANGUAGE	80,000	82,795
TRAINABLE MENTALLY	0	0
VISUALLY	0	0
PRESCHOOL MOD DEV DELAY	0	0
PRESCHOOL SEV DEV DELAY	0	0
-SUBTOTAL	747,000	773,786
GIFTED PROGRAMS	51,000	52,805
BILINGUAL ED	0	0
REMEDIAL ED	0	0
VOCATIONAL & TECH ED	5,000	5,000
CAREER ED	56,000	0
- SUBTOTAL	112,000	57,833
TOTAL (INCL IN MAINT & OPER)	859,000	831,619

DUPLICATED COUNTS FOR GIFTED PROG			
KDG	10	9	0
1	11	10	0
2	17	11	0
3	22	12	0
4	21	SUBTOTAL	
5	17	KDG - 12	
6	22	ACTUAL EXPENDITURES	
7	23	K - 8	
8	22	9 - 12	
SUBTOTAL	165	TOTAL	52,805

MISCELLANEOUS DATA as of 6/30/93		
BONDS OUTSTANDING	13,620,000	
LAND & IMPROVEMENTS	2,304,241	
BUILDING & IMPROVEMENTS	14,327,459	
FURNITURE, EQUIP, VEHICLES	3,383,479	
CONSTRUCTION IN PROGRESS	3,636,954	
TAX RATES	ASSESSED VALUATION	
-- PRIMARY	4.7722	74,319,398
-- SECONDARY	1.8610	76,204,857
-- S R P		227,536

AVERAGE DAILY MEMBERSHIP	STATE AID ADM (RESIDENT)	ATTENDING ADM (RESIDENT)	ATTENDING ADM (NON RES)	TOTAL ATTENDING ADM
1990 - 1991				
ELEMENTARY	1,968,760	1,968,760	3,410	1,972,170
HIGH SCHOOL	589,804	599,735	6,700	606,435
-- TOTAL	2,558,564	2,568,495	10,110	2,578,606
1991 - 1992				
ELEMENTARY	2,135,556	2,137,575	2,480	2,140,055
HIG SCHOOL	628,039	659,766	4,760	664,526
-- TOTAL	2,763,596	2,797,341	7,240	2,804,681
1992 - 1993				
ELEMENTARY	2,260,416	2,266,600	4,370	2,270,970
HIGH SCHOOL	713,979	744,700	18,720	763,420
-- TOTAL	2,974,396	3,011,300	23,090	3,034,390
ENROLLMENT 1992 - 1993				
ORIGINAL ENTRIES				3,429
TRANSFER STUDENTS				202
TOTAL STUDENTS SERVED				3,631

STAFFING SUMMARY	NUMBER OF FTE'S	STUDENTS PER STAFF PERSON
CERTIFIED ---		
ADMINS	11	275.90
TEACHERS	150	20.20
OTHER	21	144.50
SUBTOTAL	182	16.70
CLASSIFIED ---		
MANAGERS	4	758.60
TEACH AIDS	9	337.20
OTHER	77	39.40
SUBTOTAL	90	33.70
TOTAL STAFF	272	11.20
TEACHER SALARIES		4,453,285

IN SENATE
JANUARY 1968

BY

AND

BY

OF THE

OF THE

OF THE

OF THE

OF THE

OF THE

OF THE

OF THE

OF THE

OF THE

OF THE

OF THE

OF THE

OF THE

OF THE

OF THE

OF THE

OF THE

OF THE

OF THE

OF THE

OF THE

OF THE

OF THE

OF THE

OF THE

OF THE

OF THE

OF THE

OF THE

OF THE

OF THE

OF THE

OF THE

OF THE

OF THE

OF THE

OF THE

OF THE

OF THE

OF THE

OF THE

OF THE

OF THE

OF THE

OF THE

OF THE

OF THE

OF THE

OF THE

OF THE

OF THE

OF THE

OF THE

OF THE

OF THE

OF THE

OF THE

OF THE

OF THE

OF THE

OF THE

OF THE

OF THE

OF THE

OF THE

OF THE

OF THE

OF THE

OF THE

OF THE

OF THE

OF THE

OF THE

OF THE

OF THE

OF THE

OF THE

OF THE

OF THE

OF THE

OF THE

OF THE

OF THE

OF THE

OF THE

OF THE

OF THE

OF THE

OF THE

OF THE

OF THE

OF THE

OF THE

OF THE

OF THE

OF THE

OF THE

OF THE

OF THE

OF THE

OF THE

OF THE

OF THE

OF THE

OF THE

OF THE

OF THE

PHI SCHEIDT LIMITED BY DISTRICT

STANDARD CODES

1997

1997

1997

1997

1997

1997

1997

1997

1997

1997

1997

1997

1997

1997

1997

1997

1997

1997

1997

1997

1997

1997

1997

1997

1997

1997

1997

1997

1997

1997

1997

1997

1997

1997

1997

1997

1997

1997

1997

PHI SCHEIDT LIMITED BY DISTRICT
STANDARD CODES
1997

FINANCIAL DATA FUND DESCRIPTION	JULY 1, 1992			EXPENDITURES		JUNE 30, 1993 BALANCE
	FUND BALANCE	REVENUES	TRANSFERS	BUDGET	ACTUAL	
MAINTENANCE & OPER	(205,182)	4,147,864	0	3,828,358	3,826,261	116,401
CAPITAL OUTLAY	109,569	283,283	0	250,000	216,765	176,087
ADJACENT WAYS	241,860	291,628	0	250,000	0	533,486
DEBT SERVICE	0	0	0	460,125	0	0
SCHOOL PLANT	0	800	0	0	0	800
FEDERAL PROJECTS	15,019	123,787	0	74,700	124,275	14,531
STATE PROJECTS	654	17,854	0	35,000	16,582	1,726
FOOD SERVICES	0	0	0	0	0	0
AUXILIARY OPERATIONS	0	0	0	0	0	0
UNEMPLOYMENT INSUR	5,248	50,148	0	5,200	0	55,398
OTHER	35,406	14,143	0	21,250	10,019	38,530
TOTAL	202,674	4,929,306	0	4,922,633	4,193,922	937,967
NOT INCLUDED ABOVE						
BOND BUILDING	774	13,830,000	0	6,405,000	3,430,830	10,399,944
INTRGVMNTL AGRMNTS	0	0	0	0	0	0
INDIRECT COSTS	1,817	174	0	1,800	0	1,991

Fiscal Year 1992 - 1993 Annual Report for the Arizona Department of Education

DESCRIPTION OF REVENUES RECEIVED BY SOURCE	LOCAL	COUNTY	STATE	FEDERAL	TOTAL REVENUES
MAINTENANCE & OPERATION	3,422,528	0	716,165	9,171	4,147,864
CAPITAL OUTLAY	234,454	0	48,829	0	283,283
ADJACENT WAYS	242,796	0	48,830	0	291,626
DEBT SERVICE	0	0	0	0	0
OTHER: SEE DESCRIPTION PAGE 35	800	0	17,654	123,787	142,241
TOTAL BY SOURCE	3,900,578	0	831,478	132,958	4,865,014
PERCENTAGE OF TOTAL REVENUES	80.20	0.00	17.10	2.70	100.00

SPECIAL EDUCATION PROGRAM EXPENDITURES - DESCRIPTION	BUDGET	ACTUAL
EDUCABLE MENTALLY	1,818	5,194
SERIOUSLY EMOTIONALLY	0	1,731
SERIOUSLY EMOT - PRIVATE	0	0
HEARING	0	1,731
OTHER HEALTH IMPAIRED	0	0
MULTIPLE DISABILITIES	0	433
MULTIPLE (SSI)	0	0
PHYSICALLY	0	0
LEARNING DISABLED	172,733	164,816
SPEECH / LANGUAGE	28,640	31,640
TRAINABLE MENTALLY	5,455	5,107
VISUALLY	0	0
PRESCHOOL MOD DEV DELAY	0	0
PRESCHOOL SEV DEV DELAY	0	0
-SUBTOTAL	208,464	212,383
GIFTED PROGRAMS	62,475	59,891
BILINGUAL ED	37,413	36,077
REMEDIAL ED	0	0
VOCATIONAL & TECH ED	0	0
CAREER ED	0	0
-SUBTOTAL	99,898	96,968
TOTAL (INCL IN MAINT & OPER)	308,362	308,351

DUPLICATED COUNTS FOR GIFTED PROG			
KDG	0	9	0
1	0	10	0
2	4	11	0
3	32	12	0
4	30	SUBTOTAL	0
5	51	KDG - 12	201
6	39	ACTUAL EXPENDITURES	
7	33	K - 8	59,891
8	12	9 - 12	0
SUBTOTAL	201	TOTAL	59,891

MISCELLANEOUS DATA as of 6/30/93		
BONDS OUTSTANDING	13,830,000	
LAND & IMPROVEMENTS	798,185	
BUILDING & IMPROVEMENTS	13,142,891	
FURNITURE, EQUIP, VEHICLES	1,439,440	
CONSTRUCTION IN PROGRESS	0	
TAX RATES	ASSESSED VALUATION	
-- PRIMARY	3.0260	151,585,538
-- SECONDARY	1.3875	120,699,819
-- SRP		0

AVERAGE DAILY MEMBERSHIP	STATE AID ADM (RESIDENT)	ATTENDING ADM (RESIDENT)	ATTENDING ADM (NON RES)	TOTAL ATTENDING ADM
1990 - 1991				
ELEMENTARY	0.000	0.000	0.000	0.000
HIGH SCHOOL	0.000	0.000	0.000	0.000
-- TOTAL	0.000	0.000	0.000	0.000
1991 - 1992				
ELEMENTARY	815.345	811.715	0.000	811.715
HIGH SCHOOL	251.570	0.000	0.000	0.000
-- TOTAL	1,066.915	811.715	0.000	811.715
1992 - 1993				
ELEMENTARY	819.370	819.370	0.000	819.370
HIGH SCHOOL	282.530	0.000	0.000	0.000
-- TOTAL	1,101.900	819.370	0.000	819.370
ENROLLMENT 1992 - 1993				
		ORIGINAL ENTRIES		982
		TRANSFER STUDENTS		15
		TOTAL STUDENTS SERVED		997

STAFFING SUMMARY	NUMBER OF FTE'S	STUDENTS PER STAFF PERSON
CERTIFIED ---		
ADMINS	3	273.10
TEACHERS	44	18.60
OTHER	5	163.90
SUBTOTAL	52	15.80
CLASSIFIED ---		
MANAGERS	2	409.70
TEACH AIDS	2	409.70
OTHER	11	74.50
SUBTOTAL	15	54.60
TOTAL STAFF	67	12.20
TEACHER SALARIES		1,315,916



CONFIDENTIAL

CONFIDENTIAL

CONFIDENTIAL

CONFIDENTIAL

CONFIDENTIAL

CONFIDENTIAL

CONFIDENTIAL

CONFIDENTIAL

CONFIDENTIAL

CONFIDENTIAL

CONFIDENTIAL

CONFIDENTIAL

CONFIDENTIAL

CONFIDENTIAL

CONFIDENTIAL

CONFIDENTIAL

CONFIDENTIAL

CONFIDENTIAL

CONFIDENTIAL

CONFIDENTIAL

CONFIDENTIAL

CONFIDENTIAL

CONFIDENTIAL

CONFIDENTIAL

CONFIDENTIAL

CONFIDENTIAL

CONFIDENTIAL

CONFIDENTIAL

CONFIDENTIAL

CONFIDENTIAL

CONFIDENTIAL


CONFIDENTIAL

CONFIDENTIAL

CONFIDENTIAL

CONFIDENTIAL

CONFIDENTIAL



2



The first of these is the fact that the study was conducted in a natural setting rather than a laboratory. This is a strength because it allows for the study of behavior in the context in which it naturally occurs. The second is the use of a single-subject design, which allows for the study of individual differences and the effects of specific interventions on a particular individual. The third is the use of a multiple-baseline design, which allows for the study of the effects of an intervention on a specific behavior over time.

The study was conducted in a natural setting rather than a laboratory. This is a strength because it allows for the study of behavior in the context in which it naturally occurs. The use of a single-subject design allows for the study of individual differences and the effects of specific interventions on a particular individual. The use of a multiple-baseline design allows for the study of the effects of an intervention on a specific behavior over time.

The study was conducted in a natural setting rather than a laboratory. This is a strength because it allows for the study of behavior in the context in which it naturally occurs. The use of a single-subject design allows for the study of individual differences and the effects of specific interventions on a particular individual. The use of a multiple-baseline design allows for the study of the effects of an intervention on a specific behavior over time.

The study was conducted in a natural setting rather than a laboratory. This is a strength because it allows for the study of behavior in the context in which it naturally occurs. The use of a single-subject design allows for the study of individual differences and the effects of specific interventions on a particular individual. The use of a multiple-baseline design allows for the study of the effects of an intervention on a specific behavior over time.

The study was conducted in a natural setting rather than a laboratory. This is a strength because it allows for the study of behavior in the context in which it naturally occurs. The use of a single-subject design allows for the study of individual differences and the effects of specific interventions on a particular individual. The use of a multiple-baseline design allows for the study of the effects of an intervention on a specific behavior over time.

The study was conducted in a natural setting rather than a laboratory. This is a strength because it allows for the study of behavior in the context in which it naturally occurs.

DEPARTMENTS	EXPENDITURES		JUNE 30, 1993
	BUDGET	ACTUAL	BALANCE
0	268,200	201,683	76,868
0	0	0	20,770
0	0	0	0
0	0	0	0
0	0	0	0
0	0	0	0
0	0	0	0
0	0	0	0
0	0	0	0
0	0	0	0
0	0	0	0
0	268,200	201,683	87,868
0	0	0	0
0	0	0	0
0	0	0	0

Arizona Department of Education

DEPARTMENT	STATE	FEDERAL	TOTAL REVENUES
010	167,832	(16,630)	216,468
0	9,873	0	10,347
0	0	0	0
0	0	0	0
0	0	0	0
010	177,705	(16,630)	226,815
0.90	78.30	7.30	100.00

DUPLICATED COUNTS FOR GIFTED PROG

KDG	0	9	0
1	0	10	0
2	0	11	0
3	0	12	0
4	0	SUBTOTAL	0
5	0	KDG - 12	0
6	0	ACTUAL EXPENDITURES	
7	0	K - 8	0
8	0	9 - 12	0
SUBTOTAL	0	TOTAL	0

MISCELLANEOUS DATA as of 6/30/93

BONDS OUTSTANDING	0	
LAND & IMPROVEMENTS	0	
BUILDING & IMPROVEMENTS	0	
FURNITURE, EQUIP, VEHICLES	0	
CONSTRUCTION IN PROGRESS	0	
	TAX RATES	ASSESSED VALUATION
-- PRIMARY	2.3149	2,031,043
-- SECONDARY	0.0000	2,092,934
-- S.R.P.		0

TOTAL ENDING	STAFFING SUMMARY	NUMBER OF FTE'S	STUDENTS PER STAFF PERSON
ADM	CERTIFIED ---		
0.000	ADMINS	0	0.00
0.000	TEACHERS	0	0.00
0.000	OTHER	0	0.00
0.000	SUBTOTAL	0	0.00
0.000	CLASSIFIED ---		
0.000	MANAGERS	0	0.00
0.000	TEACH AIDS	0	0.00
0.000	OTHER	1	0.00
0.000	SUBTOTAL	1	0.00
0	TOTAL STAFF	1	0.00
0	TEACHER SALARIES		0

FINANCIAL DATA FUND DESCRIPTION	JULY 1, 1992			EXPENDITURES		JUNE 30, 1993 BALANCE
	FUND BALANCE	REVENUES	TRANSFERS	BUDGET	ACTUAL	
MAINTENANCE & OPER	31,572	404,824	(4,603)	423,278	412,449	18,344
CAPITAL OUTLAY	38,547	42,694	0	34,500	33,086	48,155
ADJACENT WAYS	0	0	0	0	0	0
DEBT SERVICE	0	0	0	0	0	0
SCHOOL PLANT	0	1,520	0	0	1,387	133
FEDERAL PROJECTS	8,037	13,334	(4,389)	16,960	14,559	2,426
STATE PROJECTS	159	1,018	0	1,000	420	757
FOOD SERVICES	7,924	4,810	0	8,500	8,648	4,088
AUXILIARY OPERATIONS	0	0	0	0	0	0
UNEMPLOYMENT INSUR	0	0	0	0	0	0
OTHER	928	30	0	0	0	958
TOTAL	87,167	468,230	(6,989)	484,236	470,647	75,861
NOT INCLUDED ABOVE						
BOND BUILDING	0	0	0	0	0	0
INTRGVMNTL AGRMNTS	0	0	0	0	0	0
INDIRECT COSTS	0	0	0	0	0	0

Fiscal Year 1992 - 1993 Annual Report for the Arizona Department of Education

DESCRIPTION OF REVENUES RECEIVED BY SOURCE	LOCAL	COUNTY	STATE	FEDERAL	TOTAL REVENUES
MAINTENANCE & OPERATION	199,954	20,488	183,633	749	404,824
CAPITAL OUTLAY	20,904	2,276	19,514	0	42,694
ADJACENT WAYS	0	0	0	0	0
DEBT SERVICE	0	0	0	0	0
OTHER: SEE DESCRIPTION PAGE 35	1,520	0	1,018	13,334	15,872
TOTAL BY SOURCE	222,378	22,764	204,165	14,083	463,390
PERCENTAGE OF TOTAL REVENUES	48.00	4.90	44.10	3.00	100.00

SPECIAL EDUCATION PROGRAM EXPENDITURES - DESCRIPTION	BUDGET	ACTUAL
EDUCABLE MENTALLY	4,400	4,547
SERIOUSLY EMOTIONALLY	0	0
SERIOUSLY EMOT - PRIVATE	0	0
HEARING	0	0
OTHER HEALTH IMPAIRED	0	0
MULTIPLE DISABILITIES	0	0
MULTIPLE (SSI)	0	0
PHYSICALLY	0	0
LEARNING DISABLED	8,700	8,700
SPEECH / LANGUAGE	19,400	19,058
TRAINABLE MENTALLY	0	0
VISUALLY	0	0
PRESCHOOL MOD DEV DELAY	0	0
PRESCHOOL SEV DEV DELAY	0	0
-SUBTOTAL	32,500	32,305
GIFTED PROGRAMS	1,000	1,000
BILINGUAL ED	0	0
REMEDIAL ED	0	0
VOCATIONAL & TECH ED	0	0
CAREER ED	0	0
- SUBTOTAL	1,000	1,000
TOTAL (INCL IN MAINT & OPER)	33,500	33,305

DUPLICATED COUNTS FOR GIFTED PROG			
KDG	0	9	0
1	0	10	0
2	0	11	0
3	0	12	0
4	0	SUBTOTAL	0
5	0	KDG - 12	0
6	0	ACTUAL EXPENDITURES	
7	0	K - 8	0
8	0	9 - 12	0
SUBTOTAL	0	TOTAL	0

MISCELLANEOUS DATA as of 6/30/93		
BONDS OUTSTANDING		0
LAND & IMPROVEMENTS		0
BUILDING & IMPROVEMENTS		0
FURNITURE, EQUIP, VEHICLES		0
CONSTRUCTION IN PROGRESS		0
	TAX RATES	ASSESSED VALUATION
-- PRIMARY	5.4930	4,444,670
-- SECONDARY	0.0000	4,495,497
-- S.R.P.		0

AVERAGE DAILY MEMBERSHIP	STATE AID ADM (RESIDENT)	ATTENDING ADM (RESIDENT)	ATTENDING ADM (NON RES)	TOTAL ATTENDING ADM
1990 - 1991				
ELEMENTARY	75.654	63.880	0.000	63.880
HIGH SCHOOL	17.414	0.000	0.000	0.000
-- TOTAL	93.068	63.880	0.000	63.880
1991 - 1992				
ELEMENTARY	52.852	38.260	0.000	38.260
HIGH SCHOOL	22.607	0.000	0.000	0.000
-- TOTAL	76.460	38.260	0.000	38.260
1992 - 1993				
ELEMENTARY	60.044	44.480	2.355	46.835
HIGH SCHOOL	14.000	0.000	0.000	0.000
-- TOTAL	74.044	44.480	2.355	46.835
ENROLLMENT 1992 - 1993		ORIGINAL ENTRIES	49	
		TRANSFER STUDENTS	3	
		TOTAL STUDENTS SERVED	52	

STAFFING SUMMARY	NUMBER OF FTE'S	STUDENTS PER STAFF PERSON
CERTIFIED ---		
ADMINS	0	0.00
TEACHERS	5	9.40
OTHER	0	0.00
SUBTOTAL	5	9.40
CLASSIFIED ---		
MANAGERS	0	0.00
TEACH AIDS	2	23.40
OTHER	3	15.60
SUBTOTAL	5	9.40
TOTAL STAFF	10	4.70
TEACHER SALARIES		124,942

FINANCIAL DATA FUND DESCRIPTION	JULY 1, 1992			EXPENDITURES		JUNE 30, 1993	
	FUND BALANCE	REVENUES	TRANSFERS	BUDGET	ACTUAL	BALANCE	
MAINTENANCE & OPER	36,117	64,110,635	20,973	65,104,043	64,002,992	164,733	
CAPITAL OUTLAY	1,201,673	4,686,089	(23,798)	4,785,093	4,854,529	1,009,435	
ADJACENT WAYS	384,353	361,911	0	444,500	101,892	644,372	
DEBT SERVICE	1,224,381	6,851,081	32,199	7,074,856	5,374,282	2,733,379	
SCHOOL PLANT	29,130	20,374	0	37,487	15,060	34,444	
FEDERAL PROJECTS	290,032	2,550,408	(4,873)	2,550,394	2,545,644	289,923	
STATE PROJECTS	51,033	281,151	(1,235)	364,139	291,347	39,602	
FOOD SERVICES	301,183	2,788,805	0	2,808,957	2,721,127	368,861	
AUXILIARY OPERATIONS	92,942	193,427	0	394,700	178,405	107,964	
UNEMPLOYMENT INSUR	73,060	75,751	0	74,200	16,574	132,237	
OTHER	359,580	487,770	(10)	804,305	425,534	421,806	
TOTAL	4,043,484	62,407,402	23,256	84,442,674	80,627,386	5,946,766	
NOT INCLUDED ABOVE							
BOND BUILDING	7,260,396	16,405,087	0	1,880,873	12,358,659	11,336,824	
INTRGVMNTL AGRMNTS	101,344	32,827	0	85,000	25,082	109,089	
INDIRECT COSTS	106,390	36,014	0	79,800	42,002	100,402	

Fiscal Year 1992 - 1993 Annual Report for the Arizona Department of Education

DESCRIPTION OF REVENUES RECEIVED BY SOURCE	LOCAL	COUNTY	STATE	FEDERAL	TOTAL REVENUES
MAINTENANCE & OPERATION	29,773,284	3,985,669	30,165,543	(348,715)	63,575,781
CAPITAL OUTLAY	1,723,822	363,798	2,598,468	0	4,686,088
ADJACENT WAYS	305,412	0	56,499	0	361,911
DEBT SERVICE	6,836,263	0	14,818	0	6,851,081
OTHER: SEE DESCRIPTION PAGE 35	20,374	0	281,151	2,550,408	2,851,933
TOTAL BY SOURCE	38,659,165	4,348,467	33,116,479	2,201,693	78,326,794
PERCENTAGE OF TOTAL REVENUES	49.40	5.60	42.30	2.80	100.00

SPECIAL EDUCATION PROGRAM EXPENDITURES - DESCRIPTION	BUDGET	ACTUAL
EDUCABLE MENTALLY	540,801	645,538
SERIOUSLY EMOTIONALLY	531,391	488,336
SERIOUSLY EMOT - PRIVATE	4,300	5,294
HEARING	88,915	69,745
OTHER HEALTH IMPAIRED	81,426	84,819
MULTIPLE DISABILITIES	217,867	150,677
MULTIPLE (SSI)	38,300	43,688
PHYSICALLY	0	0
LEARNING DISABLED	2,631,812	2,905,274
SPEECH / LANGUAGE	466,522	526,520
TRAINABLE MENTALLY	284,440	237,511
VISUALLY	70,054	20,919
PRESCHOOL MOD DEV DELAY	80,180	62,513
PRESCHOOL SEV DEV DELAY	33,000	24,752
-SUBTOTAL	5,284,277	5,412,441
GIFTED PROGRAMS	424,946	423,953
BILINGUAL ED	209,820	214,571
REMEDIAL ED	478,468	355,332
VOCATIONAL & TECH ED	611,599	523,725
CAREER ED	59,000	0
- SUBTOTAL	1,783,823	1,517,581
TOTAL (INCL IN MAINT & OPER)	7,068,100	6,930,022

DUPLICATED COUNTS FOR GIFTED PROG			
KDG	10	9	73
1	40	10	60
2	104	11	49
3	197	12	62
4	227	SUBTOTAL 244	
5	238	KDG - 12 1,611	
6	219	ACTUAL EXPENDITURES	
7	198	K - 8 415,363	
8	134	9 - 12 6,715	
SUBTOTAL	1,367	TOTAL	422,078

MISCELLANEOUS DATA as of 6/30/93	
BONDS OUTSTANDING	68,565,619
LAND & IMPROVEMENTS	10,183,776
BUILDING & IMPROVEMENTS	111,385,166
FURNITURE, EQUIP, VEHICLES	22,333,983
CONSTRUCTION IN PROGRESS	7,816,322
TAX RATES	
-- PRIMARY	0.0000
-- SECONDARY	0.0000
-- S.R.P.	1,130,898
ASSESSED VALUATION	
-- PRIMARY	727,719,755
-- SECONDARY	0

AVERAGE DAILY MEMBERSHIP	STATE AID ADM (RESIDENT)	ATTENDING ADM (RESIDENT)	ATTENDING ADM (NON RES)	TOTAL ATTENDING ADM
1990 - 1991				
ELEMENTARY	11,762,106	11,558,510	93,735	11,652,245
HIGH SCHOOL	4,223,974	3,955,211	210,043	4,165,254
-- TOTAL	15,986,080	15,513,721	303,778	15,817,499
1991 - 1992				
ELEMENTARY	12,289,744	12,082,195	101,050	12,183,245
HIGH SCHOOL	4,482,283	4,020,562	407,770	4,428,332
-- TOTAL	16,762,027	16,082,757	508,820	16,691,677
1992 - 1993				
ELEMENTARY	12,723,701	12,523,620	94,710	12,618,330
HIGH SCHOOL	4,875,731	4,378,916	478,440	4,857,356
-- TOTAL	17,599,432	16,902,536	573,150	17,475,686
ENROLLMENT 1992 - 1993				
	ORIGINAL ENTRIES			19,737
	TRANSFER STUDENTS			1,072
	TOTAL STUDENTS SERVED			20,809

STAFFING SUMMARY	NUMBER OF FTE'S	STUDENTS PER STAFF PERSON
CERTIFIED ---		
ADMINS	66	264.60
TEACHERS	965	18.10
OTHER	110	158.90
SUBTOTAL	1,141	15.30
CLASSIFIED ---		
MANAGERS	49	356.60
TEACH AIDS	138	126.60
OTHER	494	35.40
SUBTOTAL	681	25.70
TOTAL STAFF	1,822	9.80
TEACHER SALARIES	28,450,197	

FINANCIAL DATA FUND DESCRIPTION	JULY 1, 1992			EXPENDITURES		
	FUND BALANCE	REVENUES	TRANSFERS	BUDGET	ACTUAL	JUNE 30, 1993 BALANCE
MAINTENANCE & OPER	82,048	1,851,447	0	1,821,455	1,778,378	155,117
CAPITAL OUTLAY	(17,215)	220,455	0	187,380	178,337	26,803
ADJACENT WAYS	0	0	0	0	0	0
DEBT SERVICE	62,842	81,597	0	76,000	73,195	71,044
SCHOOL PLANT	0	0	0	20,000	0	0
FEDERAL PROJECTS	25,801	153,980	0	231,000	147,691	32,080
STATE PROJECTS	4,633	17,839	0	59,000	17,262	5,210
FOOD SERVICES	12,355	58,501	0	77,000	59,148	11,710
AUXILIARY OPERATIONS	0	0	0	10,000	0	0
UNEMPLOYMENT INSUR	14,804	0	0	16,000	1,610	13,184
OTHER	29,578	32,520	0	62,000	17,470	44,628
TOTAL	214,646	2,416,339	0	2,589,846	2,271,089	359,893
NOT INCLUDED ABOVE						
BOND BUILDING	9,571	818	0	0	0	10,389
INTRGVMNTL AGRMNTS	(860)	0	0	40,000	0	(860)
INDIRECT COSTS	0	0	0	2,000	0	0

Fiscal Year 1992 - 1993 Annual Report for the Arizona Department of Education

DESCRIPTION OF REVENUES RECEIVED BY SOURCE	LOCAL	COUNTY	STATE	FEDERAL	TOTAL REVENUES
MAINTENANCE & OPERATION	818,874	53,502	967,710	(57,924)	1,782,162
CAPITAL OUTLAY	107,179	5,298	107,978	0	220,455
ADJACENT WAYS	0	0	0	0	0
DEBT SERVICE	81,597	0	0	0	81,597
OTHER: SEE DESCRIPTION PAGE 35	0	0	17,839	153,980	171,819
TOTAL BY SOURCE	1,007,650	58,800	1,093,527	96,056	2,256,033
PERCENTAGE OF TOTAL REVENUES	44.70	2.60	48.50	4.30	100.00

SPECIAL EDUCATION PROGRAM EXPENDITURES - DESCRIPTION	BUDGET	ACTUAL
EDUCABLE MENTALLY	5,050	5,015
SERIOUSLY EMOTIONALLY	0	0
SERIOUSLY EMOT - PRIVATE	0	0
HEARING	1,000	0
OTHER HEALTH IMPAIRED	0	0
MULTIPLE DISABILITIES	0	0
MULTIPLE (SSI)	0	0
PHYSICALLY	0	0
LEARNING DISABLED	32,017	30,869
SPEECH / LANGUAGE	0	0
TRAINABLE MENTALLY	0	0
VISUALLY	0	0
PRE-SCHOOL MOD DEV DELAY	0	0
PRE-SCHOOL SEV DEV DELAY	0	0
-SUBTOTAL	70,084	35,884
GIFTED PROGRAMS	500	322
BILINGUAL ED	33,563	33,163
REMEDIAL ED	0	0
VOCATIONAL & TECH ED	170,902	181,291
CAREER ED	0	0
- SUBTOTAL	204,965	214,776
TOTAL (INCL IN MAINT & OPER)	275,049	250,660

DUPLICATED COUNTS FOR GIFTED PROG			
KDG	0	9	3
1	0	10	5
2	0	11	7
3	0	12	8
4	0		
5	0		
6	0		
7	0		
8	0		
SUBTOTAL	0	SUBTOTAL	23
		KDG - 12	23
		ACTUAL EXPENDITURES	
		K - 8	0
		9 - 12	4,514
		TOTAL	4,514

MISCELLANEOUS DATA as of 6/30/93		
BONDS OUTSTANDING		130,000
LAND & IMPROVEMENTS		13,681
BUILDING & IMPROVEMENTS		36,704
FURNITURE, EQUIP, VEHICLES		39,001
CONSTRUCTION IN PROGRESS		0
	TAX RATES	ASSESSED VALUATION
-- PRIMARY	2.4088	35,698,280
-- SECONDARY	.2112	35,859,242
-- S.R.P.		0

AVERAGE DAILY MEMBERSHIP	STAT AID ADM (RESIDENT)	ATTENDING ADM (RESIDENT)	ATTENDING ADM (NON RES)	TOTAL ATTENDING ADM
1990 - 1991				
ELEMENTARY	0.000	0.000	0.000	0.000
HIGH SCHOOL	316.510	316.510	4.700	321.210
-- TOTAL	316.510	316.510	4.700	321.210
1991 - 1992				
ELEMENTARY	0.000	0.000	0.000	0.000
HIGH SCHOOL	354.250	354.250	2.000	356.250
-- TOTAL	364.250	364.250	2.000	366.250
1992 - 1993				
ELEMENTARY	0.000	0.000	0.000	0.000
HIGH SCHOOL	335.670	365.670	3.940	369.610
-- TOTAL	365.670	365.670	3.940	369.610
ENROLLMENT 1992 - 1993				
ORIGINAL ENTRIES				401
TRANSFER STUDENTS				24
TOTAL STUDENTS SERVED				425

STAFFING SUMMARY	NUMBER OF FTE'S	STUDENTS PER STAFF PERSON
CERTIFIED ---		
ADMINS	2	184.80
TEACHERS	21	17.60
OTHER	1	359.60
SUBTOTAL	24	15.40
CLASSIFIED ---		
MANAGERS	2	184.80
TEACH AIDS	1	369.60
OTHER	16	23.10
SUBTOTAL	19	19.50
TOTAL STAFF	43	8.60
TEACHER SALARIES		1,139,890

FINANCIAL DATA FUND DESCRIPTION	JULY 1, 1992			EXPENDITURES		JUNE 30, 1993 BALANCE
	FUND BALANCE	REVENUES	TRANSFERS	BUDGET	ACTUAL	
MAINTENANCE & OPER	(2,630)	15,122,267	0	15,003,004	14,835,977	283,854
CAPITAL OUTLAY	131,948	887,387	0	985,094	956,478	162,857
ADJACENT WAYS	88,518	62,842	0	100,000	0	161,381
DEBT SERVICE	934,821	1,298,386	0	1,170,000	1,308,061	926,948
SCHOOL PLANT	21,847	4,800	0	0	0	26,747
FEDERAL PROJECTS	38,074	1,078,184	0	1,111,524	1,010,131	105,127
STATE PROJECTS	2,004	8,227	0	8,730	7,474	2,757
FOOD SERVICES	32,601	1,060,274	0	999,368	1,080,738	32,137
AUXILIARY OPERATIONS	0	0	0	0	0	0
UNEMPLOYMENT INSUR	87,777	0	0	29,000	13,138	74,639
OTHER	40,401	128,899	0	56,000	149,589	19,711
TOTAL	1,383,156	19,772,363	0	19,482,720	19,359,586	1,795,936
NOT INCLUDED ABOVE						
BOND BUILDING	8,160	1,300,341	0	9,000	761,074	547,427
INTRGVMTL AGRMNTS	2,280	25,456	0	0	20,319	7,417
INDIRECT COSTS	0	0	0	0	0	0

Fiscal Year 1992 - 1993 Annual Report for the Arizona Department of Education

DESCRIPTION OF REVENUES RECEIVED BY SOURCE	LOCAL	COUNTY	STATE	FEDERAL	TOTAL REVENUES
MAINTENANCE & OPERATION	1,803,688	842,044	12,659,781	(184,688)	14,920,835
CAPITAL OUTLAY	118,176	46,294	822,917	0	987,387
ADJACENT WAYS	1,917	0	50,139	0	52,056
DEBT SERVICE	1,298,386	0	0	0	1,298,386
OTHER: SEE DESCRIPTION PAGE 35	4,900	0	8,227	1,079,184	1,092,311
TOTAL BY SOURCE	3,027,077	888,338	13,541,064	894,496	18,350,975
PERCENTAGE OF TOTAL REVENUES	16.50	4.80	73.80	4.90	100.00

SPECIAL EDUCATION PROGRAM EXPENDITURES - DESCRIPTION	BUDGET	ACTUAL
EDUCABLE MENTALLY	134,084	130,317
SERIOUSLY EMOTIONALLY	173,423	173,286
SERIOUSLY EMOT - PRIVATE	0	0
HEARING	169,515	170,067
OTHER HEALTH IMPAIRED	9,510	9,286
MULTIPLE DISABILITIES	81,887	80,862
MULTIPLE (SSI)	0	0
PHYSICALLY	0	0
LEARNING DISABLED	579,686	587,925
SPEECH / LANGUAGE	177,758	172,673
TRAINABLE MENTALLY	148,467	143,562
VISUALLY	0	0
PRESCHOOL MOD DEV DELAY	66,812	64,991
PRESCHOOL SEV DEV DELAY	0	0
-SUBTOTAL	1,641,222	1,532,979
GIFTED PROGRAMS	94,439	100,624
BILINGUAL ED	403,740	389,707
REMEDIAL ED	0	0
VOCATIONAL & TECH ED	0	0
CAREER ED	0	0
- SUBTOTAL	488,179	480,331
TOTAL (INCL IN MAINT & OPER)	2,039,401	2,023,310

DUPLICATED COUNTS FOR GIFTED PROG		
KDG	0	9
1	3	10
2	28	11
3	52	12
4	56	SUBTOTAL
5	71	KDG - 12
6	78	ACTUAL EXPENDITURES
7	61	K - 8
8	31	9 - 12
SUBTOTAL	380	TOTAL

MISCELLANEOUS DATA as of 6/30/93		
BONDS OUTSTANDING	9,100,000	
LAND & IMPROVEMENTS	1,121,560	
BUILDING & IMPROVEMENTS	17,525,705	
FURNITURE, EQUIP, VEHICLES	3,774,892	
CONSTRUCTION IN PROGRESS	0	
TAX RATES	ASSESSED VALUATION	
-- PRIMARY	2.3420	72,300,216
-- SECONDARY	1.5369	73,624,370
-- S.R.P.		0

AVERAGE DAILY MEMBERSHIP	STATE AID ADM (RESIDENT)	ATTENDING ADM (RESIDENT)	ATTENDING ADM (NON RES)	TOTAL ATTENDING ADM
1990 - 1991				
ELEMENTARY	4,479.695	4,478.695	16.890	4,495.585
HIGH SCHOOL	0.000	0.000	0.000	0.000
-- TOTAL	4,479.695	4,478.695	16.890	4,495.585
1991 - 1992				
ELEMENTARY	4,547.630	4,547.630	18.845	4,566.475
HIGH SCHOOL	0.000	0.000	0.000	0.000
-- TOTAL	4,547.630	4,547.630	18.845	4,566.475
1992 - 1993				
ELEMENTARY	4,621.360	4,621.360	12.230	4,633.590
HIGH SCHOOL	0.000	0.000	0.000	0.000
-- TOTAL	4,621.360	4,621.360	12.230	4,633.590
ENROLLMENT 1992 - 1993	ORIGINAL ENTRIES			5,328
	TRANSFER STUDENTS			344
	TOTAL STUDENTS SERVED			5,672

STAFFING SUMMARY	NUMBER OF FTE'S	STUDENTS PER STAFF PERSON
CERTIFIED ---		
ADMINS	16	289.60
TEACHERS	254	18.20
OTHER	9	514.80
SUBTOTAL	279	16.60
CLASSIFIED ---		
MANAGERS	14	331.00
TEACH AIDS	72	64.40
OTHER	149	31.10
SUBTOTAL	235	19.70
TOTAL STAFF	514	9.00
TEACHER SALARIES		7,375,816



FINANCIAL DATA FUND DESCRIPTION	JULY 1, 1992			EXPENDITURES		JUNE 30, 1993
	FUND BALANCE	REVENUES	TRANSFERS	BUDGET	ACTUAL	BALANCE
MAINTENANCE & OPER	638,955	4,286,593	(10)	4,581,151	4,500,544	425,094
CAPITAL OUTLAY	215,434	824,362	0	617,852	409,922	629,874
ADJACENT WAYS	0	0	0	0	0	0
DEBT SERVICE	44,801	103,732	0	122,128	64,687	83,846
SCHOOL PLANT	15,865	0	0	0	0	15,865
FEDERAL PROJECTS	9,423	705,316	0	659,334	678,139	36,600
STATE PROJECTS	39,926	149,401	0	141,000	169,599	19,728
FOOD SERVICES	71,000	641,523	0	480,000	707,756	4,767
AUXILIARY OPERATIONS	0	0	0	0	0	0
UNEMPLOYMENT INSUR	0	0	0	0	0	0
OTHER	3,643	1,262	0	0	0	4,905
TOTAL	1,039,047	6,712,289	(10)	6,581,465	6,530,647	1,220,679
NOT INCLUDED ABOVE						
BOND BUILDING	0	1,200,000	10	0	0	1,200,010
INTRGVMNTL AGRMNTS	0	0	0	0	0	0
INDIRECT COSTS	0	0	0	0	0	0

Fiscal Year 1992 - 1993 Annual Report for the Arizona Department of Education

DESCRIPTION OF REVENUES RECEIVED BY SOURCE	LOCAL	COUNTY	STATE	FEDERAL	TOTAL REVENUES
MAINTENANCE & OPERATION	53,878	28,425	4,204,390	0	4,286,693
CAPITAL OUTLAY	271	256,811	567,280	0	824,362
ADJACENT WAYS	0	0	0	0	0
DEBT SERVICE	103,732	0	0	0	103,732
OTHER: SEE DESCRIPTION PAGE 35	0	0	149,401	705,316	854,717
TOTAL BY SOURCE	167,881	285,236	4,921,071	705,316	6,069,504
PERCENTAGE OF TOTAL REVENUES	2.60	4.70	81.10	11.60	100.00

SPECIAL EDUCATION PROGRAM EXPENDITURES - DESCRIPTION	BUDGET	ACTUAL
EDUCABLE MENTALLY	0	16,272
SERIOUSLY EMOTIONALLY	0	0
SERIOUSLY EMOT - PRIVATE	0	0
HEARING	66,600	56,581
OTHER HEALTH IMPAIRED	0	0
MULTIPLE DISABILITIES	69,000	65,856
MULTIPLE (SSI)	12,000	17,130
PHYSICALLY	0	0
LEARNING DISABLED	141,250	153,382
SPEECH / LANGUAGE	20,000	18,792
TRAINABLE MENTALLY	40,000	57,636
VISUALLY	0	0
PRESCHOOL MOD DEV DELAY	0	0
PRESCHOOL SEV DEV DELAY	0	0
-SUBTOTAL	369,850	400,649
GIFTED PROGRAMS	1,600	323
BILINGUAL ED	0	0
REMEDIATION ED	0	0
VOCATIONAL & TECH ED	0	0
CAREER ED	0	0
- SUBTOTAL	1,600	323
TOTAL (INCL IN MAINT & OPER)	370,450	400,972

DUPLICATED COUNTS FOR GIFTED PROG			
KDG	0	9	0
1	0	10	0
2	0	11	0
3	0	12	0
4	0	SUBTOTAL	0
5	0	KDG - 12	7
6	0	ACTUAL EXPENDITURES	
7	5	K - 8	323
8	2	9 - 12	0
SUBTOTAL	7	TOTAL	323

MISCELLANEOUS DATA as of 6/30/93	
BONDS OUTSTANDING	1,465,000
LAND & IMPROVEMENTS	247,468
BUILDING & IMPROVEMENTS	3,528,571
FURNITURE, EQUIP, VEHICLES	574,834
CONSTRUCTION IN PROGRESS	0
TAX RATES	ASSESSED VALUATION
-- PRIMARY 0.0000	9,137,691
-- SECONDARY .8980	9,782,666
-- S.R.P.	0

AVERAGE DAILY MEMBERSHIP	STATE AID ADM (RESIDENT)	ATTENDING ADM (RESIDENT)	ATTENDING ADM (NON RES)	TOTAL ATTENDING ADM
1990 - 1991				
ELEMENTARY	1,185.715	1,173.235	0.000	1,173.235
HIGH SCHOOL	0.000	0.000	0.000	0.000
-- TOTAL	1,185.715	1,173.235	0.000	1,173.235
1991 - 1992				
ELEMENTARY	1,338.645	1,319.910	0.000	1,319.910
HIGH SCHOOL	0.000	0.000	0.000	0.000
-- TOTAL	1,338.645	1,319.910	0.000	1,319.910
1992 - 1993				
ELEMENTARY	1,592.175	1,568.465	0.000	1,568.465
HIGH SCHOOL	0.000	0.000	0.000	0.000
-- TOTAL	1,592.175	1,568.465	0.000	1,568.465
ENROLLMENT 1992 - 1993				
ORIGINAL ENTRIES				1,793
TRANSFER STUDENTS				131
TOTAL STUDENTS SERVED				1,924

STAFFING SUMMARY	NUMBER OF FTE'S	STUDENTS PER STAFF PERSON
CERTIFIED ---		
ADMINS	4	392.10
TEACHERS	62	25.30
OTHER	1	1,568.50
SUBTOTAL	67	23.40
CLASSIFIED ---		
MANAGERS	3	522.80
TEACH AIDS	24	65.40
OTHER	43	36.50
SUBTOTAL	70	22.40
TOTAL STAFF	137	11.40
TEACHER SALARIES		0

FINANCIAL DATA FUND DESCRIPTION	JULY 1, 1992			EXPENDITURES		JUNE 30, 1993 BALANCE
	FUND BALANCE	REVENUES	TRANSFERS	BUDGET	ACTUAL	
MAINTENANCE & OPER	(85,891)	1,039,320	0	952,316	905,553	47,876
CAPITAL OUTLAY	9,451	38,259	0	57,8	22,921	24,789
ADJACENT WAYS	0	0	0	0	0	0
DEBT SERVICE	83,281	122,147	0	91,025	159,485	45,923
SCHOOL PLANT	1,312	0	0	1,287	1,287	25
FEDERAL PROJECTS	5,470	138,180	0	141,789	135,858	7,994
STATE PROJECTS	18,502	79,357	0	76,510	88,175	11,684
FOOD SERVICES	12,978	102,514	0	88,151	102,710	12,780
AUXILIARY OPERATIONS	0	0	0	0	0	0
UNEMPLOYMENT INSUR	0	0	0	0	0	0
OTHER	7,410	53,223	0	42,586	54,749	5,884
TOTAL	62,481	1,673,000	0	1,449,278	1,468,636	155,956
NOT INCLUDED ABOVE						
BOND BUILDING	0	0	0	0	0	0
INTRGVMTL AGRMNTS	0	0	0	0	0	0
INDIRECT COSTS	0	0	0	0	0	0

Fiscal Year 1992 - 1993 Annual Report for the Arizona Department of Education

DESCRIPTION OF REVENUES RECEIVED BY SOURCE	LOCAL	COUNTY	STATE	FEDERAL	TOTAL REVENUES
MAINTENANCE & OPERATION	473,123	31,859	534,338	0	1,039,320
CAPITAL OUTLAY	9,771	1,633	26,956	0	38,259
ADJACENT WAYS	0	0	0	0	0
DEBT SERVICE	122,147	0	0	0	122,147
OTHER: SEE DESCRIPTION PAGE 35	0	0	79,357	138,180	217,537
TOTAL BY SOURCE	605,041	33,392	640,650	138,180	1,417,263
PERCENTAGE OF TOTAL REVENUES	42.70	2.40	45.20	9.70	100.00

SPECIAL EDUCATION PROGRAM EXPENDITURES - DESCRIPTION	BUDGET	ACTUAL
EDUCABLE MENTALLY	0	5,000
SERIOUSLY EMOTIONALLY	0	0
SERIOUSLY EMOT - PRIVATE	0	0
HEARING	0	0
OTHER HEALTH IMPAIRED	0	0
MULTIPLE DISABILITIES	10,850	0
MULTIPLE (SSI)	0	0
PHYSICALLY	0	0
LEARNING DISABLED	25,000	40,000
SPEECH / LANGUAGE	9,658	4,151
TRAINABLE MENTALLY	0	0
VISUALLY	5,000	0
PRESCHOOL MOD DEV DELAY	0	0
PRESCHOOL SEV DEV DELAY	0	0
-SUBTOTAL	50,208	49,151
GIFTED PROGRAMS	0	0
BILINGUAL ED	0	0
REMEDIAL ED	0	0
VOCATIONAL & TECH ED	0	0
CAREER ED	0	0
- SUBTOTAL	0	0
TOTAL (INCL IN MAINT & OPER)	50,208	49,151

DUPLICATED COUNTS FOR GIFTED PROG			
KDG	0	9	0
1	1	10	0
2	2	11	0
3	3	12	0
4	0		
5	2		
6	4		
7	2		
8	4		
SUBTOTAL	18	TOTAL	0

MISCELLANEOUS DATA as of 6/30/93	
BONDS OUTSTANDING	608,950
LAND & IMPROVEMENTS	91,030
BUILDING & IMPROVEMENTS	1,107,274
FURNITURE, EQUIP, VEHICLES	887,367
CONSTRUCTION IN PROGRESS	0
TAX RATES ASSESSED VALUATION	
-- PRIMARY	3.6155 10,132,003
-- SECONDARY	1.9884 10,162,247
-- S.R.P.	0

AVERAGE DAILY MEMBERSHIP	STATE AID ADM (RESIDENT)	ATTENDING ADM (RESIDENT)	ATTENDING ADM (NON RES)	TOTAL ATTENDING ADM
1990 - 1991				
ELEMENTARY	163.750	163.750	0.000	163.750
HIGH SCHOOL	0.000	0.000	0.000	0.000
-- TOTAL	163.750	163.750	0.000	163.750
1991 - 1992				
ELEMENTARY	154.130	154.130	0.000	154.130
HIGH SCHOOL	0.000	0.000	0.000	0.000
-- TOTAL	164.130	164.130	0.000	164.130
1992 - 1993				
ELEMENTARY	181.825	181.825	0.000	181.825
HIGH SCHOOL	0.000	0.000	0.000	0.000
-- TOTAL	181.825	181.825	0.000	181.825
ENROLLMENT				214
1992 - 1993				27
ORIGINAL ENTRIES				241
TRANSFER STUDENTS				
TOTAL STUDENTS SERVED				241

STAFFING SUMMARY	NUMBER OF FTE'S	STUDENTS PER STAFF PERSON
CERTIFIED ---		
ADMINS	2	90.80
TEACHERS	10	18.20
OTHER	0	0.00
SUBTOTAL	12	15.10
CLASSIFIED ---		
MANAGERS	1	181.60
TEACH /JDS	8	22.70
OTHER	10	18.20
SUBTOTAL	19	9.60
TOTAL STAFF	31	5.90
TEACHER SALARIES		348,411

FINANCIAL DATA FUND DESCRIPTION	JULY 1, 1992			EXPENDITURES		JUNE 30, 1993 BALANCE
	FUND BALANCE	REVENUES	TRANSFERS	BUDGET	ACTUAL	
MAINTENANCE & OPER	(6,331)	1,089,093	0	1,059,519	1,028,002	53,730
CAPITAL OUTLAY	8,013	139,278	0	145,000	144,518	773
ADJACENT WAYS	0	0	0	0	0	0
DEBT SERVICE	0	0	0	0	0	0
SCHOOL PLANT	577	2,483	0	577	0	3,060
FEDERAL PROJECTS	22,829	105,258	0	175,000	123,134	4,953
STATE PROJECTS	2,038	2,027	0	10,000	1,594	2,471
FOOD SERVICES	(415)	51,833	0	75,000	51,418	0
AUXILIARY OPERATIONS	0	0	0	0	0	0
UNEMPLOYMENT INSUR	6,518	0	0	2,000	16	6,502
OTHER	8,226	5,707	0	13,000	7,811	6,122
TOTAL	39,425	1,384,879	0	1,477,086	1,353,493	77,611
NOT INCLUDED ABOVE						
BOND BUILDING	0	0	0	0	0	0
INTRGVMNTL AGRMNTS	0	0	0	0	0	0
INDIRECT COSTS	0	0	0	0	0	0

Fiscal Year 1992 - 1993 Annual Report for the Arizona Department of Education

DESCRIPTION OF REVENUES RECEIVED BY SOURCE	LOCAL	COUNTY	STATE	FEDERAL	TOTAL REVENUES
MAINTENANCE & OPERATION	348,713	41,367	680,989	0	1,071,069
CAPITAL OUTLAY	38,808	5,399	95,071	0	139,278
ADJACENT WAYS	0	0	0	0	0
DEBT SERVICE	0	0	0	0	0
OTHER: SEE DESCRIPTION PAGE 35	2,483	0	2,027	105,258	109,768
TOTAL BY SOURCE	390,004	46,766	778,087	105,258	1,320,115
PERCENTAGE OF TOTAL REVENUES	29.50	3.50	58.90	8.00	100.00

SPECIAL EDUCATION PROGRAM EXPENDITURES - DESCRIPTION	BUDGET	ACTUAL
EDUCABLE MENTALLY	0	0
SERIOUSLY EMOTIONALLY	0	0
SERIOUSLY EMOT - PRIVATE	0	0
HEARING	500	13,017
OTHER HEALTH IMPAIRED	0	0
MULTIPLE DISABILITIES	0	0
MULTIPLE (SSI)	0	0
PHYSICALLY	0	0
LEARNING DISABLED	5,000	4,887
SPEECH / LANGUAGE	0	0
TRAINABLE MENTALLY	0	0
VISUALLY	0	0
PRESCHOOL MOD DEV DELAY	0	0
PRESCHOOL SEV DEV DELAY	0	0
-SUBTOTAL	38,078	46,720
GIFTED PROGRAMS	0	0
BILINGUAL ED	0	0
REMEDIAL ED	0	0
VOCATIONAL & TECH ED	0	0
CAREER ED	0	0
- SUBTOTAL	0	0
TOTAL (INCL IN MAINT & OPER)	38,078	46,720

DUPLICATED COUNTS FOR GIFTED PROG			
KDG	0	9	0
1	0	10	0
2	10	11	0
3	4	12	0
4	2	SUBTOTAL	0
5	5	KDG - 12	37
6	1	ACTUAL EXPENDITURES	
7	8	K - 8	0
8	7	9 - 12	0
SUBTOTAL	37	TOTAL	0

MISCELLANEOUS DATA as of 6/30/93	
BONDS OUTSTANDING	0
LAND & IMPROVEMENTS	70,060
BUILDING & IMPROVEMENTS	796,067
FURNITURE, EQUIP, VEHICLES	459,335
CONSTRUCTION IN PROGRESS	0
TAX RATES ASSESSED VALUATION	
-- PRIMARY	2.5091 14,836,284
-- SECONDARY	0.0000 14,899,791
-- S.R.P.	0

AVERAGE DAILY MEMBERSHIP	STATE AID ADM (RESIDENT)	ATTENDING ADM (RESIDENT)	ATTENDING ADM (NON RES)	TOTAL ATTENDING ADM
1990 - 1991				
ELEMENTARY	241.915	241.635	0.000	241.635
HIGH SCHOOL	0.000	0.000	0.000	0.000
-- TOTAL	241.915	241.635	0.000	241.635
1991 - 1992				
ELEMENTARY	258.255	256.565	0.000	256.565
HIGH SCHOOL	0.000	0.000	0.000	0.000
-- TOTAL	258.255	256.565	0.000	256.565
1992 - 1993				
ELEMENTARY	263.210	262.510	0.000	262.510
HIGH SCHOOL	0.000	0.000	0.000	0.000
-- TOTAL	263.210	262.510	0.000	262.510
ENROLLMENT 1992 - 1993	ORIGINAL ENTRIES TRANSFER STUDENTS TOTAL STUDENTS SERVED			295 19 314

STAFFING SUMMARY	NUMBER OF FTE'S	STUDENTS PER STAFF PERSON
CERTIFIED ---		
ADMINS	1	262.50
TEACHERS	17	15.40
OTHER	0	0.00
SUBTOTAL	18	14.60
CLASSIFIED ---		
MANAGERS	1	262.50
TEACH AIDS	6	43.80
OTHER	7	37.50
SUBTOTAL	14	18.80
TOTAL STAFF	32	8.20
TEACHER SALARIES		469,349

FINANCIAL DATA FUND DESCRIPTION	JULY 1, 1992			EXPENDITURES		JUNE 30, 1993
	FUND BALANCE	REVENUES	TRANSFERS	BUDGET	ACTUAL	BALANCE
MAINTENANCE & OPER	244,152	5,788,080	0	5,925,046	5,846,567	185,665
CAPITAL OUTLAY	318,654	814,088	0	705,000	704,514	228,206
ADJACENT WAYS	40,642	31,873	0	50,000	4,328	67,987
DEBT SERVICE	54,520	270,399	0	289,984	62,978	261,941
SCHOOL PLANT	0	0	0	0	0	0
FEDERAL PROJECTS	182,788	1,071,441	0	1,332,095	1,127,210	127,019
STATE PROJECTS	103,552	455,875	0	548,589	451,056	108,171
FOOD SERVICES	73,258	489,778	0	480,000	442,718	120,314
AUXILIARY OPERATIONS	0	0	0	0	0	0
UNEMPLOYMENT INSUR	0	0	0	30,000	0	0
OTHER	(309,082)	489,078	0	29,000	154,097	35,897
TOTAL	708,482	9,220,188	0	9,387,674	8,793,468	1,135,200
NOT INCLUDED ABOVE						
BOND BUILDING	348,315	0	(11,643)	360,000	336,672	0
INTRGVMTNL AGRMNTS	0	0	0	300,000	0	0
INDIRECT COSTS	158,321	28,980	0	30,000	10,001	175,300

Fiscal Year 1992 - 1993 Annual Report for the Arizona Department of Education

DESCRIPTION OF REVENUES RECEIVED BY SOURCE	LOCAL	COUNTY	STATE	FEDERAL	TOTAL REVENUES
MAINTENANCE & OPERATION	486,533	292,201	4,938,045	(46,824)	5,669,955
CAPITAL OUTLAY	10,583	33,022	570,481	0	614,066
ADJACENT WAYS	787	0	30,886	0	31,673
DEBT SERVICE	270,399	0	0	0	270,399
OTHER: SEE DESCRIPTION PAGE 35	0	0	455,675	1,071,441	1,527,116
TOTAL BY SOURCE	768,282	325,223	5,995,087	1,024,617	8,113,209
PERCENTAGE OF TOTAL REVENUES	9.50	4.00	73.90	12.60	100.00

SPECIAL EDUCATION PROGRAM EXPENDITURES - DESCRIPTION	BUDGET	ACTUAL
EDUCABLE MENTALLY	7,168	6,997
SERIOUSLY EMOTIONALLY	93,293	91,063
SERIOUSLY EMOT - PRIVATE	0	0
HEARING	25,138	24,537
OTHER HEALTH IMPAIRED	554	541
MULTIPLE DISABILITIES	58,102	56,713
MULTIPLE (SSI)	7,168	6,997
PHYSICALLY	0	0
LEARNING DISABLED	498,608	484,733
SPEECH / LANGUAGE	61,465	59,995
TRAINABLE MENTALLY	25,387	24,780
VISUALLY	12,257	11,964
PRESCHOOL MOD DEV DELAY	55,648	54,318
PRESCHOOL SEV DEV DELAY	1,287	1,256
-SUBTOTAL	850,299	829,971
GIFTED PROGRAMS	19,401	14,159
BILINGUAL ED	0	0
REMEDIATION ED	0	0
VOCATIONAL & TECH ED	0	0
CAREER ED	0	0
-SUBTOTAL	19,401	14,159
TOTAL (INCL IN MAINT & OPER)	869,700	844,130

DUPLICATED COUNTS FOR GIFTED PROG			
KDG	0	9	0
1	2	10	0
2	11	11	0
3	17	12	0
4	18	SUBTOTAL	0
5	3	KDG - 12	73
6	16	ACTUAL EXPENDITURES	
7	3	K - 8	14,159
8	3	9 - 12	0
SUBTOTAL	73	TOTAL	14,159

MISCELLANEOUS DATA as of 6/30/93		
BONDS OUTSTANDING		1,880,000
LAND & IMPROVEMENTS		500,619
BUILDING & IMPROVEMENTS		8,574,633
FURNITURE, EQUIP, VEHICLES		240,016
CONSTRUCTION IN PROGRESS		479,932
	TAX RATES	ASSESSED VALUATION
-- PRIMARY	1.6620	13,474,777
-- SECONDARY	1.8589	13,780,090
-- S.R.P.		0

AVERAGE DAILY MEMBERSHIP	STATE AID ADM (RESIDENT)	ATTENDING ADM (RESIDENT)	ATTENDING ADM (NON RES)	TOTAL ATTENDING ADM
1990 - 1991				
ELEMENTARY	1,670.075	1,670.075	12.570	1,682.645
HIGH SCHOOL	0.000	0.000	0.000	0.000
-- TOTAL	1,670.075	1,670.075	12.570	1,682.645
1991 - 1992				
ELEMENTARY	1,721.605	1,721.605	18.735	1,740.340
HIGH SCHOOL	0.000	0.000	0.000	0.000
-- TOTAL	1,721.605	1,721.605	18.735	1,740.340
1992 - 1993				
ELEMENTARY	1,765.615	1,765.615	23.710	1,789.325
HIGH SCHOOL	0.000	0.000	0.000	0.000
-- TOTAL	1,765.615	1,765.615	23.710	1,789.325
ENROLLMENT 1992 - 1993		ORIGINAL ENTRIES		2,342
		TRANSFER STUDENTS		77
		TOTAL STUDENTS SERVED		2,419

STAFFING SUMMARY	NUMBER OF FTE'S	STUDENTS PER STAFF PERSON
CERTIFIED ---		
ADMINS	9	198.80
TEACHERS	107	16.70
OTHER	8	223.70
SUBTOTAL	124	14.40
CLASSIFIED ---		
MANAGERS	5	357.90
TEACH AIDS	55	32.50
OTHER	66	27.10
SUBTOTAL	126	14.20
TOTAL STAFF	250	7.20
TEACHER SALARIES		3,128,786

FINANCIAL DATA FUND DESCRIPTION	JULY 1, 1992			EXPENDITURES		JUNE 30, 1993
	FUND BALANCE	REVENUES	TRANSFERS	BUDGET	ACTUAL	BALANCE
MAINTENANCE & OPER	54,918	1,515,904	0	1,534,798	1,519,147	51,675
CAPITAL OUTLAY	107,773	222,184	0	259,770	243,628	86,329
ADJACENT WAYS	0	0	0	0	0	0
DEBT SERVICE	0	0	0	0	0	0
SCHOOL PLANT	0	0	0	0	0	0
FEDERAL PROJECTS	52,917	307,213	0	308,883	292,358	67,772
STATE PROJECTS	2,299	7,000	0	31,000	7,362	1,937
FOOD SERVICES	(4,444)	164,334	0	130,000	143,644	16,248
AUXILIARY OPERATIONS	0	0	0	0	0	0
UNEMPLOYMENT INSUR	23,260	0	0	25,000	758	22,502
OTHER	0	0	0	4,500	0	0
TOTAL	236,723	2,216,636	0	2,291,961	2,206,897	246,461
NOT INCLUDED ABOVE						
BOND BUILDING	0	0	0	0	0	0
INTRGVMTNL AGRMNTS	0	23,100	0	40,000	23,100	0
INDIRECT COSTS	0	0	0	0	0	0

Fiscal Year 1992 - 1993 Annual Report for the Arizona Department of Education

DESCRIPTION OF REVENUES RECEIVED BY SOURCE	LOCAL	COUNTY	STATE	FEDERAL	TOTAL REVENUES
MAINTENANCE & OPERATION	195,198	73,182	1,223,985	(7,198)	1,485,167
CAPITAL OUTLAY	435	12,018	209,731	0	222,184
ADJACENT WAYS	0	0	0	0	0
DEBT SERVICE	0	0	0	0	0
OTHER: SEE DESCRIPTION PAGE 35	0	0	7,000	307,213	314,213
TOTAL BY SOURCE	195,633	85,200	1,440,716	300,015	2,021,564
PERCENTAGE OF TOTAL REVENUES	9.70	4.20	71.30	14.80	100.00

SPECIAL EDUCATION PROGRAM EXPENDITURES - DESCRIPTION	BUDGET	ACTUAL
EDUCABLE MENTALLY	0	0
SERIOUSLY EMOTIONALLY	5,000	6,500
SERIOUSLY EMOT - PRIVATE	11,000	13,900
HEARING	0	0
OTHER HEALTH IMPAIRED	0	0
MULTIPLE DISABILITIES	7,000	9,500
MULTIPLE (SSI)	0	0
PHYSICALLY	0	0
LEARNING DISABLED	70,000	76,105
SPEECH / LANGUAGE	12,000	12,500
TRAINABLE MENTALLY	10,000	12,283
VISUALLY	0	0
PRESCHOOL MOD DEV DELAY	0	0
PRESCHOOL SEV DEV DELAY	0	0
-SUBTOTAL	115,000	130,788
GIFTED PROGRAMS	10,000	2,000
BILINGUAL ED	5,000	5,200
REMEDIATION ED	0	0
VOCATIONAL & TECH ED	0	0
CAREER ED	0	0
- SUBTOTAL	15,000	7,200
TOTAL (INCL IN MAINT & OPER)	130,000	137,988

DUPLICATED COUNTS FOR GIFTED PROG			
KDG	6	9	0
1	4	10	0
2	4	11	0
3	4	12	0
4	4	SUBTOTAL	0
5	6	KDG - 12	42
6	6	ACTUAL EXPENDITURES	
7	4	K - 8	2,000
8	4	9 - 12	0
SUBTOTAL	42	TOTAL	2,000

MISCELLANEOUS DATA as of 6/30/93	
BONDS OUTSTANDING	0
LAND & IMPROVEMENTS	67,616
BUILDING & IMPROVEMENTS	2,584,544
FURNITURE, EQUIP, VEHICLES	509,309
CONSTRUCTION IN PROGRESS	0
TAX RATES	ASSESSED VALUATION
-- PRIMARY 1.7870	10,729,993
-- SECONDARY 0.0000	10,797,204
-- S.R.P.	0

AVERAGE DAILY MEMBERSHIP	STATE AID ADM (RESIDENT)	ATTENDING ADM (RESIDENT)	ATTENDING ADM (NON RES)	TOTAL ATTENDING ADM
1990 - 1991				
ELEMENTARY	412.980	412.360	0.000	412.360
HIGH SCHOOL	0.000	0.000	0.000	0.000
-- TOTAL	412.980	412.360	0.000	412.360
1991 - 1992				
ELEMENTARY	417.985	416.690	0.000	416.690
HIGH SCHOOL	0.000	0.000	0.000	0.000
-- TOTAL	417.985	416.690	0.000	416.690
1992 - 1993				
ELEMENTARY	422.165	419.665	0.000	419.665
HIGH SCHOOL	0.000	0.000	0.000	0.000
-- TOTAL	422.165	419.665	0.000	419.665
ENROLLMENT 1992 - 1993				
ORIGINAL ENTRIES				483
TRANSFER STUDENTS				60
TOTAL STUDENTS SERVED				543

STAFFING SUMMARY	NUMBER OF FTE'S	STUDENTS PER STAFF PERSON
CERTIFIED ---		
ADMINS	2	209.80
TEACHERS	23	18.20
OTHER	0	0.00
SUBTOTAL	25	18.80
CLASSIFIED ---		
MANAGERS	4	104.80
TEACH AIDS	13	32.30
OTHER	14	30.00
SUBTOTAL	31	13.50
TOTAL STAFF	56	7.50
TEACHER SALARIES		628,567



FINANCIAL DATA FUND DESCRIPTION	JULY 1, 1992			EXPENDITURES			JUNE 30, 1993
	FUND BALANCE	REVENUES	TRANSFERS	BUDGET	ACTUAL	BALANCE	
MAINTENANCE & OPER	645,528	26,575,912	0	76,650,218	26,588,833	632,608	
CAPITAL OUTLAY	28,408	3,699,227	0	3,749,176	3,273,471	452,164	
ADJACENT WAYS	229,451	125,183	0	200,000	35,657	318,957	
DEBT SERVICE	594,378	1,019,352	0	1,066,650	943,971	669,757	
SCHOOL PLANT	0	0	0	0	0	0	
FEDERAL PROJECTS	739,445	1,601,409	0	1,656,729	1,769,743	568,111	
STATE PROJECTS	77,719	86,843	0	124,300	129,149	45,413	
FOOD SERVICES	421,735	2,605,183	(100,000)	2,200,000	2,679,942	246,986	
AUXILIARY OPERATIONS	0	0	0	0	0	0	
UNEMPLOYMENT INSUR	79,283	0	0	30,000	21,311	57,982	
OTHER	189,052	183,086	0	167,000	184,405	217,733	
TOTAL	3,000,003	36,910,183	(100,000)	36,844,073	36,806,482	3,209,711	
NOT INCLUDED ABOVE							
BOND BUILDING	388,216	0	0	600,000	388,216	0	
INTRGVMNNTL AGRMNTS	60,207	2,780,840	0	2,606,500	2,210,287	630,860	
INDIRECT COSTS	31,391	101,500	100,000	20,000	7,654	225,237	

Fiscal Year 1992 - 1993 Annual Report for the Arizona Department of Education

DESCRIPTION OF REVENUES RECEIVED BY SOURCE	LOCAL	COUNTY	STATE	FEDERAL	TOTAL REVENUES
MAINTENANCE & OPERATION	5,911,961	1,126,127	18,995,309	163,004	26,196,401
CAPITAL OUTLAY	1,256,090	198,400	2,244,737	0	3,699,227
ADJACENT WAYS	125,163	0	0	0	125,163
DEBT SERVICE	1,019,352	0	0	0	1,019,352
OTHER: SEE DESCRIPTION PAGE 35	0	0	96,843	1,601,409	1,698,252
TOTAL BY SOURCE	8,312,566	1,324,527	21,336,889	1,764,413	32,738,395
PERCENTAGE OF TOTAL REVENUES	25.40	4.00	65.20	5.40	100.00

SPECIAL EDUCATION PROGRAM EXPENDITURES - DESCRIPTION	BUDGET	ACTUAL
EDUCABLE MENTALLY	260,312	241,845
SERIOUSLY EMOTIONALLY	114,234	105,932
SERIOUSLY EMOT - PRIVATE	0	0
HEARING	82,000	75,951
OTHER HEALTH IMPAIRED	0	0
MULTIPLE DISABILITIES	47,500	43,971
MULTIPLE (SSI)	0	0
PHYSICALLY	0	0
LEARNING DISABLED	843,820	791,494
SPEECH / LANGUAGE	386,291	367,771
TRAINABLE MENTALLY	178,208	165,894
VISUALLY	80,161	73,952
PRESCHOOL MOD DEV DELAY	92,143	85,949
PRESCHOOL SEV DEV DELAY	0	0
-SUBTOTAL	2,145,269	1,998,723
GIFTED PROGRAMS	168,780	72,002
BILINGUAL ED	533,393	522,344
REMEDIATION ED	0	0
VOCATIONAL & TECH ED	0	0
CAREER ED	54,375	63,847
- SUBTOTAL	756,548	658,193
TOTAL (INCL IN MAINT & OPER)	2,901,817	2,656,916

DUPLICATED COUNTS FOR GIFTED PROG			
KDG	0	9	0
1	296	10	0
2	362	11	0
3	182	12	0
4	218		
5	178	SUBTOTAL	0
6	272	KDG - 12	1,874
7	210	ACTUAL EXPENDITURES	
8	156	K - 8	72,002
SUBTOTAL	1,874	9 - 12	0
		TOTAL	72,002

MISCELLANEOUS DATA as of 6/30/93	
BONDS OUTSTANDING	10,874,520
LAND & IMPROVEMENTS	2,288,983
BUILDING & IMPROVEMENTS	19,889,177
FURNITURE, EQUIP, VEHICLES	11,853,457
CONSTRUCTION IN PROGRESS	261,500
TAX RATES ASSESSED VALUATION	
-- PRIMARY	2.2567 256,386,345
-- SECONDARY	.9094 263,035,181
-- S.R.P.	0

AVERAGE DAILY MEMBERSHIP	STATE AID ADM (RESIDENT)	ATTENDING ADM (RESIDENT)	ATTENDING ADM (NON RES)	TOTAL ATTENDING ADM
1990 - 1991				
ELEMENTARY	7,636,280	7,628,640	3,160	7,629,800
HIGH SCHOOL	0.000	0.000	0.000	0.000
-- TOTAL	7,636,280	7,628,640	3,160	7,629,800
1991 - 1992				
ELEMENTARY	8,027,205	8,016,515	0.000	8,016,515
HIGH SCHOOL	0.000	0.000	0.000	0.000
-- TOTAL	8,027,205	8,016,515	0.000	8,016,515
1992 - 1993				
ELEMENTARY	8,401,015	8,399,585	0.000	8,399,585
HIGH SCHOOL	0.000	0.000	0.000	0.000
-- TOTAL	8,401,015	8,399,585	0.000	8,399,585
ENROLLMENT 1992 - 1993	ORIGINAL ENTRIES			9,631
	TRANSFER STUDENTS			680
	TOTAL STUDENTS SERVED			10,311

STAFFING SUMMARY	NUMBER OF FTE'S	STUDENTS PER STAFF PERSON
CERTIFIED ---		
ADMINS	30	280.00
TEACHERS	448	18.70
OTHER	15	560.00
SUBTOTAL	493	17.00
CLASSIFIED ---		
MANAGERS	16	525.00
TEACH AIDS	43	195.30
OTHER	276	30.40
SUBTOTAL	335	25.10
TOTAL STAFF	828	10.10
TEACHER SALARIES	14,366,295	



FINANCIAL DATA FUND DESCRIPTION	JULY 1, 1992			EXPENDITURES		JUNE 30, 1993	
	FUND BALANCE	REVENUES	TRANSFERS	BUDGET	ACTUAL	BALANCE	
MAINTENANCE & OPER	844,165	21,940,114	0	23,259,072	22,489,922	394,357	
CAPITAL OUTLAY	504,581	3,778,763	0	3,016,000	2,902,270	1,381,074	
ADJACENT WAYS	443,512	25,080	0	384,000	0	488,592	
DEBT SERVICE	119,594	2,414,260	0	2,284,976	1,620,116	913,738	
SCHOOL PLANT	231,079	14,010	0	195,520	195,520	49,569	
FEDERAL PROJECTS	366,916	1,949,743	(38,971)	1,920,130	1,887,446	390,242	
STATE PROJECTS	20,018	229,723	(2,219)	123,478	216,337	31,185	
FOOD SERVICES	155,738	1,152,314	0	1,166,960	1,202,011	108,041	
AUXILIARY OPERATIONS	124,263	242,677	0	528,000	255,040	111,900	
UNEMPLOYMENT INSUR	238,012	11,718	0	30,000	0	249,730	
OTHER	527,989	408,635	0	461,745	354,388	580,236	
TOTAL	3,675,867	32,165,037	(41,190)	33,379,881	31,123,050	4,876,854	
NOT INCLUDED ABOVE							
BOND BUILDING	0	8,000,000	0	0	2,212,700	5,787,300	
INTRGVMTL AGRMNTS	404	22	0	1,000	0	426	
INDIRECT COSTS	0	32	41,189	48,000	41,220	1	

Fiscal Year 1992 - 1993 Annual Report for the Arizona Department of Education

DESCRIPTION OF REVENUES RECEIVED BY SOURCE	LOCAL	COUNTY	STATE	FEDERAL	TOTAL REVENUES
MAINTENANCE & OPERATION	6,703,457	793,577	13,991,480	0	21,488,514
CAPITAL OUTLAY	1,054,129	141,803	2,582,831	0	3,778,763
ADJACENT WAYS	224	0	0	0	224
DEBT SERVICE	2,414,260	0	0	0	2,414,260
OTHER: SEE DESCRIPTION PAGE 35	14,010	0	229,723	1,949,743	2,193,476
TOTAL BY SOURCE	10,186,080	935,380	16,804,034	1,949,743	29,875,237
PERCENTAGE OF TOTAL REVENUES	34.10	3.10	56.20	6.50	100.00

SPECIAL EDUCATION PROGRAM EXPENDITURES - DESCRIPTION	BUDGET	ACTUAL
EDUCABLE MENTALLY	111,267	102,089
SERIOUSLY EMOTIONALLY	347,658	319,061
SERIOUSLY EMOT - PRIVATE	0	0
HEARING	50,000	46,155
OTHER HEALTH IMPAIRED	0	0
MULTIPLE DISABILITIES	189,960	174,320
MULTIPLE (SSI)	13,377	12,276
PHYSICALLY	0	0
LEARNING DISABLED	422,950	388,136
SPEECH / LANGUAGE	49,804	45,669
TRAINABLE MENTALLY	183,193	168,113
VISUALLY	0	0
PRESCHOOL MOD DEV DELAY	0	0
PRESCHOOL SEV DEV DELAY	0	0
-SUBTOTAL	1,374,607	1,261,679
GIFTED PROGRAMS	9,743	9,508
BILINGUAL ED	615,653	529,609
REMEDIAL ED	0	0
VOCATIONAL & TECH ED	1,778,542	1,687,339
CAREER ED	0	0
- SUBTOTAL	2,403,938	2,226,466
TOTAL (INCL IN MAINT & OPER)	3,778,545	3,488,135

DUPLICATED COUNTS FOR GIFTED PROG			
KDG	0	9	33
1	0	10	40
2	0	11	39
3	0	12	40
4	0		
5	0	SUBTOTAL	152
6	0	KDG - 12	152
7	0	ACTUAL EXPENDITURES	
8	0	K - 8	0
	0	9 - 12	9,508
SUBTOTAL	0	TOTAL	9,508

MISCELLANEOUS DATA as of 6/30/93		
BONDS OUTSTANDING		28,195,000
LAND & IMPROVEMENTS		2,192,143
BUILDING & IMPROVEMENTS		45,340,222
FURNITURE, EQUIP, VEHICLES		11,543,945
CONSTRUCTION IN PROGRESS		0
	TAX RATES	ASSESSED VALUATION
-- PRIMARY	2.3916	351,299,029
-- SECONDARY	.6185	360,222,327
-- S.R.P.		0

AVERAGE DAILY MEMBERSHIP	STATE AID ADM (RESIDENT)	ATTENDING ADM (RESIDENT)	ATTENDING ADM (NON RES)	TOTAL ATTENDING ADM
1990 - 1991				
ELEMENTARY	0.000	0.000	0.000	0.000
HIGH SCHOOL	5,773.788	5,773.789	6.810	5,780.599
-- TOTAL	5,773.788	5,773.789	6.810	5,780.599
1991 - 1992				
ELEMENTARY	0.000	0.000	0.000	0.000
HIGH SCHOOL	6,313.835	6,312.836	5.710	6,318.546
-- TOTAL	6,313.835	6,312.836	5.710	6,318.546
1992 - 1993				
ELEMENTARY	0.000	0.000	0.000	0.000
HIGH SCHOOL	6,533.068	6,532.259	5.810	6,538.069
-- TOTAL	6,533.068	6,532.259	5.810	6,538.069
ENROLLMENT 1992 - 1993				
	ORIGINAL ENTRIES			7,407
	TRANSFER STUDENTS			54
	TOTAL STUDENTS SERVED			7,461

STAFFING SUMMARY	NUMBER OF FTE'S	STUDENTS PER STAFF PERSON
CERTIFIED ---		
ADMINS	20	326.80
TEACHERS	305	21.40
OTHER	26	251.50
SUBTOTAL	351	18.60
CLASSIFIED ---		
MANAGERS	13	502.80
TEACH AIDS	33	188.10
OTHER	187	35.00
SUBTOTAL	233	28.10
TOTAL STAFF	584	11.20
TEACHER SALARIES		9,570,143



FINANCIAL DATA FUND DESCRIPTION	JULY 1, 1992			EXPENDITURES		JUNE 30, 1993
	FUND BALANCE	REVENUES	TRANSFERS	BUDGET	ACTUAL	BALANCE
MAINTENANCE & OPER	2,514,879	79,207,830	(10)	80,783,579	79,492,923	2,229,776
CAPITAL OUTLAY	1,303,047	10,523,981	0	9,732,886	8,834,059	2,992,969
ADJACENT WAYS	812,124	244,758	0	744,000	39,885	1,016,897
DEBT SERVICE	1,893,815	5,309,873	0	5,100,743	4,230,493	2,973,195
SCHOOL PLANT	270,680	21,393	0	217,384	196,807	95,266
FEDERAL PROJECTS	1,438,663	7,111,724	(38,971)	7,534,484	7,171,508	1,339,908
STATE PROJECTS	270,691	1,048,092	(2,219)	1,120,587	1,086,008	228,556
FOOD SERVICES	774,802	6,346,262	(100,000)	5,674,479	6,470,083	550,981
AUXILIARY OPERATIONS	124,283	242,677	0	538,000	255,040	111,900
UNEMPLOYMENT INSUR	449,664	11,718	0	162,000	36,833	424,549
OTHER	497,217	1,320,408	0	835,831	902,509	915,116
TOTAL	10,349,845	111,386,716	(141,200)	112,443,983	108,716,248	12,879,113
NOT INCLUDED ABOVE						
BOND BUILDING	754,262	10,501,159	(11,633)	969,000	3,698,662	7,545,126
INTRGVMTL AGRMNTS	62,031	2,829,518	0	2,987,500	2,253,706	637,843
INDIRECT COSTS	187,712	130,512	141,189	100,000	58,875	400,538

Fiscal Year 1992 - 1993 Annual Report for the Arizona Department of Education

DESCRIPTION OF REVENUES RECEIVED BY SOURCE	LOCAL	COUNTY	STATE	FEDERAL	TOTAL REVENUES
MAINTENANCE & OPERATION	16,595,435	3,282,284	58,196,027	(133,630)	77,940,116
CAPITAL OUTLAY	2,595,422	700,578	7,227,981	0	10,523,981
ADJACENT WAYS	128,081	0	81,025	0	209,116
DEBT SERVICE	5,309,873	0	0	0	5,309,873
OTHER: SEE DESCRIPTION PAGE 35	21,393	0	1,046,092	7,111,724	8,179,209
TOTAL BY SOURCE	24,650,214	3,982,862	66,551,125	6,978,094	102,162,295
PERCENTAGE OF TOTAL REVENUES	24.10	3.90	65.10	6.80	100.00

SPECIAL EDUCATION PROGRAM EXPENDITURES - DESCRIPTION	BUDGET	ACTUAL
EDUCABLE MENTALLY	517,881	507,535
SERIOUSLY EMOTIONALLY	733,608	695,842
SERIOUSLY EMOT - PRIVATE	11,000	13,900
HEARING	394,753	386,308
OTHER HEALTH IMPAIRED	10,064	9,837
MULTIPLE DISABILITIES	464,179	431,222
MULTIPLE (SSI)	32,545	36,403
PHYSICALLY	0	0
LEARNING DISABLED	2,616,429	2,557,531
SPEECH / LANGUAGE	715,876	671,551
TRAINABLE MENTALLY	585,255	572,268
VISUALLY	97,418	85,916
PRESCHOOL MOD DEV DELAY	214,603	205,258
PRESCHOOL SEV DEV DELAY	1,287	1,256
-SUBTOTAL	6,553,617	6,286,544
GIFTED PROGRAMS	304,463	198,938
BILINGUAL ED	1,591,349	1,480,023
REMEDIAL ED	0	0
VOCATIONAL & TECH ED	1,949,444	1,868,630
CAREER ED	54,375	63,847
- SUBTOTAL	3,899,631	3,611,438
TOTAL (INCL IN MAINT & OPER)	10,453,248	9,897,982

DUPLICATED COUNTS FOR GIFTED PROG			
KDG	6	9	36
1	305	10	45
2	417	11	46
3	262	12	48
4	298		175
5	265		2,606
6	377		ACTUAL EXPENDITURES
7	293	K - 8	189,108
8	207	9 - 12	14,022
SUBTOTAL	2,431	TOTAL	203,130

MISCELLANEOUS DATA as of 6/30/93	
BONDS OUTSTANDING	52,253,470
LAND & IMPROVEMENTS	6,593,160
BUILDING & IMPROVEMENTS	99,382,897
FURNITURE, EQUIP, VEHICLES	29,882,156
CONSTRUCTION IN PROGRESS	741,432
TAX RATES	ASSESSED VALUATION
-- PRIMARY 0.0000	386,997,309
-- SECONDARY 0.0000	0
-- S.R.P.	0

AVERAGE DAILY MEMBERSHIP	STATE AID ADM (RESIDENT)	ATTENDING ADM (RESIDENT)	ATTENDING ADM (NON RES)	TOTAL ATTENDING ADM
1990 - 1991				
ELEMENTARY	15,790.420	15,766.390	32,620	15,799.010
HIGH SCHOOL	6,090.298	6,090.299	11,510	6,101.809
-- TOTAL	21,880.718	21,856.689	44,130	21,900.819
1991 - 1992				
ELEMENTARY	16,465.465	16,433.045	37,680	16,470.725
HIGH SCHOOL	6,668.085	6,667.086	7,710	6,674.796
-- TOTAL	23,133.550	23,100.131	45,390	23,145.621
1992 - 1993				
ELEMENTARY	17,247.765	17,218.825	35,940	17,254.765
HIGH SCHOOL	6,898.738	6,897.929	9,750	6,907.679
-- TOTAL	24,146.503	24,116.754	45,690	24,162.444
ENROLLMENT 1992 - 1993				
		ORIGINAL ENTRIES		27,894
		TRANSFER STUDENTS		1,416
		TOTAL STUDENTS SERVED		29,310

STAFFING SUMMARY	NUMBER OF FTE'S	STUDENTS PER STAFF PERSON
CERTIFIED ---		
ADMINS	86	281.00
TEACHERS	1,247	19.40
OTHER	60	402.70
SUBTOTAL	1,393	17.30
CLASSIFIED ---		
MANAGERS	59	409.50
TEACH AIDS	255	94.80
OTHER	768	31.50
SUBTOTAL	1,082	22.30
TOTAL STAFF	2,475	9.80
TEACHER SALARIES		37,027,257

FINANCIAL DATA FUND DESCRIPTION	JULY 1, 1992			EXPENDITURES		JUNE 30, 1993
	FUND BALANCE	REVENUES	TRANSFERS	BUDGET	ACTUAL	BALANCE
MAINTENANCE & OPER	418,010	815,414	0	894,461	866,201	367,223
CAPITAL OUTLAY	156,928	77,140	0	111,158	107,324	126,742
ADJACENT WAYS	0	0	0	0	0	0
DEBT SERVICE	0	0	0	0	0	0
SCHOOL PLANT	0	0	0	0	0	0
FEDERAL PROJECTS	17,066	47,772	0	54,460	62,704	2,134
STATE PROJECTS	293	2,566	0	3,600	2,507	382
FOOD SERVICES	5,867	30,480	0	35,000	30,979	5,368
AUXILIARY OPERATIONS	13,767	21,966	0	25,000	27,297	8,456
UNEMPLOYMENT INSUR	221	193	0	1,000	258	156
OTHER	0	0	0	0	0	0
TOTAL	612,150	996,681	0	1,124,670	1,097,270	610,461
NOT INCLUDED ABOVE						
BOND BUILDING	0	0	0	0	0	0
INTRGVMTL AGRMNTS	0	0	0	0	0	0
INDIRECT COSTS	0	0	0	0	0	0

Fiscal Year 1992 - 1993 Annual Report for the Arizona Department of Education

DESCRIPTION OF REVENUES RECEIVED BY SOURCE	LOCAL	COUNTY	STATE	FEDERAL	TOTAL REVENUES
MAINTENANCE & OPERATION	788,896	0	18,846	(9,696)	798,046
CAPITAL OUTLAY	74,399	0	1,961	780	77,140
ADJACENT WAYS	0	0	0	0	0
DEBT SERVICE	0	0	0	0	0
OTHER: SEE DESCRIPTION PAGE 35	0	0	2,596	47,772	50,368
TOTAL BY SOURCE	863,295	0	23,403	38,856	925,554
PERCENTAGE OF TOTAL REVENUES	93.30	0.00	2.50	4.20	100.00

SPECIAL EDUCATION PROGRAM EXPENDITURES - DESCRIPTION	BUDGET	ACTUAL
EDUCABLE MENTALLY	0	0
SERIOUSLY EMOTIONALLY	0	0
SERIOUSLY EMOT - PRIVATE	0	0
HEARING	0	0
OTHER HEALTH IMPAIRED	0	0
MULTIPLE DISABILITIES	0	0
MULTIPLE (SSI)	0	0
PHYSICALLY	0	0
LEARNING DISABLED	32,830	31,561
SPEECH / LANGUAGE	0	0
TRAINABLE MENTALLY	0	0
VISUALLY	0	0
PRESCHOOL MOD DEV DELAY	0	0
PRESCHOOL SEV DEV DELAY	0	0
-SUBTOTAL	32,830	31,561
GIFTED PROGRAMS	0	0
BILINGUAL ED	0	0
REMEDIAL ED	0	0
VOCATIONAL & TECH ED	71,832	69,766
CAREER ED	0	0
- SUBTOTAL	71,832	69,766
TOTAL (INCL IN MAINT & OPER)	104,662	101,327

DUPLICATED COUNTS FOR GIFTED PROG			
KDG	0	9	0
1	0	10	0
2	0	11	0
3	0	12	0
4	0	SUBTOTAL	0
5	0	KDG - 12	0
6	0	ACTUAL EXPENDITURES	
7	0	K - 8	0
8	0	9 - 12	0
SUBTOTAL	0	TOTAL	0

MISCELLANEOUS DATA as of 6/30/93	
BONDS OUTSTANDING	0
LAND & IMPROVEMENTS	88,091
BUILDING & IMPROVEMENTS	1,286,877
FURNITURE, EQUIP, VEHICLES	757,367
CONSTRUCTION IN PROGRESS	0
TAX RATES	ASSESSED VALUATION
-- PRIMARY 1.3357	56,729,523
-- SECONDARY 0.0000	58,966,764
-- S.R.P.	51,804

AVERAGE DAILY MEMBERSHIP	STATE AID ADM (RESIDENT)	ATTENDING ADM (RESIDENT)	ATTENDING ADM (NON RES)	TOTAL ATTENDING ADM
1990 - 1991				
ELEMENTARY	0.000	0.000	0.000	0.000
HIGH SCHOOL	115.320	115.320	27.060	142.380
-- TOTAL	115.320	115.320	27.060	142.380
1991 - 1992				
ELEMENTARY	0.000	0.000	0.000	0.000
HIGH SCHOOL	132.850	132.850	23.240	156.090
-- TOTAL	132.850	132.850	23.240	156.090
1992 - 1993				
ELEMENTARY	0.000	0.000	0.000	0.000
HIGH SCHOOL	142.735	143.560	24.180	167.740
-- TOTAL	142.735	143.560	24.180	167.740
ENROLLMENT 1992 - 1993				205
ORIGINAL ENTRIES TRANSFER STUDENTS				9
TOTAL STUDENTS SERVED				214

STAFFING SUMMARY	NUMBER OF FTE'S	STUDENTS PER STAFF PERSON
CERTIFIED ---		
ADMINS	2	83.90
TEACHERS	12	14.00
OTHER	1	167.70
SUBTOTAL	15	11.20
CLASSIFIED ---		
MANAGERS	2	83.90
TEACH AIDS	1	167.70
OTHER	8	21.00
SUBTOTAL	11	15.20
TOTAL STAFF	26	6.50
TEACHER SALARIES		323,887

272

FINANCIAL DATA FUND DESCRIPTION	JULY 1, 1992			EXPENDITURES		JUNE 30, 1993
	FUND BALANCE	REVENUES	TRANSFERS	BUDGET	ACTUAL	BALANCE
MAINTENANCE & OPER	37,210	272,881	0	311,210	304,223	5,868
CAPITAL OUTLAY	12,290	28,438	0	41,000	38,977	1,751
ADJACENT WAYS	0	0	0	0	0	0
DEBT SERVICE	0	0	0	0	0	0
SCHOOL PLANT	0	0	0	0	0	0
FEDERAL PROJECTS	3,141	0	0	10,979	12,300	(9,159)
STATE PROJECTS	1,000	0	0	11,021	5,688	(4,688)
FOOD SERVICES	4,898	23,207	0	8,000	23,857	4,248
AUXILIARY OPERATIONS	0	0	0	0	0	0
UNEMPLOYMENT INSUR	0	0	0	12,000	0	0
OTHER	0	0	0	200	0	0
TOTAL	68,539	324,526	0	394,410	386,046	(1,980)
NOT INCLUDED ABOVE						
BOND BUILDING	0	0	0	0	0	0
INTRGVMENTL AGRMNTS	0	0	0	0	0	0
INDIRECT COSTS	0	0	0	0	0	0

Fiscal Year 1992 - 1993 Annual Report for the Arizona Department of Education

DESCRIPTION OF REVENUES RECEIVED BY SOURCE	LOCAL	COUNTY	STATE	FEDERAL	TOTAL REVENUES
MAINTENANCE & OPERATION	267,767	0	2,304	0	270,071
CAPITAL OUTLAY	27,972	0	465	0	28,437
ADJACENT WAYS	0	0	0	0	0
DEBT SERVICE	0	0	0	0	0
OTHER: SEE DESCRIPTION PAGE 35	0	0	0	0	0
TOTAL BY SOURCE	295,739	0	2,769	0	298,508
PERCENTAGE OF TOTAL REVENUES	99.10	0.00	0.90	0.00	100.00

SPECIAL EDUCATION PROGRAM EXPENDITURES - DESCRIPTION	BUDGET	ACTUAL
EDUCABLE MENTALLY	0	0
SERIOUSLY EMOTIONALLY	3,000	2,799
SERIOUSLY EMOT - PRIVATE	0	0
HEARING	0	0
OTHER HEALTH IMPAIRED	0	0
MULTIPLE DISABILITIES	0	0
MULTIPLE (SSI)	0	0
PHYSICALLY	0	0
LEARNING DISABLED	42,078	41,991
SPEECH / LANGUAGE	3,000	1,318
TRAINABLE MENTALLY	0	0
VISUALLY	0	0
PRESCHOOL MOD DEV DELAY	0	0
PRESCHOOL SEV DEV DELAY	0	0
-SUBTOTAL	48,078	46,108
GIFTED PROGRAMS	802	548
BILINGUAL ED	0	0
REMEDIAL ED	0	0
VOCATIONAL & TECH ED	0	0
CAREER ED	0	0
- SUBTOTAL	802	548
TOTAL (INCL IN MAINT & OPER)	48,880	46,656

DUPLICATED COUNTS FOR GIFTED PROG			
KDG	0	9	0
1	0	10	0
2	0	11	0
3	0	12	0
4	0	SUBTOTAL	0
5	0	KDG - 12	0
6	0	ACTUAL EXPENDITURES	
7	0	K - 8	548
8	0	9 - 12	0
SUBTOTAL	0	TOTAL	548

MISCELLANEOUS DATA as of 6/30/93		
BONDS OUTSTANDING		0
LAND & IMPROVEMENTS		19,753
BUILDING & IMPROVEMENTS		173,468
FURNITURE, EQUIP, VEHICLES		83,798
CONSTRUCTION IN PROGRESS		0
	TAX RATES	ASSESSED VALUATION
-- PRIMARY	3.5851	8,762,088
-- SECONDARY	0.0000	9,349,809
-- S.R.P.		0

AVERAGE DAILY MEMBERSHIP	STATE AID ADM (RESIDENT)	ATTENDING ADM (RESIDENT)	ATTENDING ADM (NON RES)	TOTAL ATTENDING ADM
1990 - 1991				
ELEMENTARY	37.545	37.685	0.000	37.685
HIGH SCHOOL	0.000	0.000	0.000	0.000
-- TOTAL	37.545	37.685	0.000	37.685
1991 - 1992				
ELEMENTARY	37.445	37.445	0.000	37.445
HIGH SCHOOL	0.000	0.000	0.000	0.000
-- TOTAL	37.445	37.445	0.000	37.445
1992 - 1993				
ELEMENTARY	50.720	50.720	0.000	50.720
HIGH SCHOOL	0.000	0.000	0.000	0.000
-- TOTAL	50.720	50.720	0.000	50.720
ENROLLMENT 1992 - 1993				
ORIGINAL ENTRIES				58
TRANSFER STUDENTS				9
TOTAL STUDENTS SERVED				67

STAFFING SUMMARY	NUMBER OF FTE'S	STUDENTS PER STAFF PERSON
CERTIFIED ---		
ADMINS	0	0.00
TEACHERS	5	10.10
OTHER	0	0.00
SUBTOTAL	5	10.10
CLASSIFIED ---		
MANAGERS	1	50.70
TEACH AIDS	1	50.70
OTHER	4	12.70
SUBTOTAL	6	8.50
TOTAL STAFF	11	4.60
TEACHER SALARIES		115,974

FINANCIAL DATA FUND DESCRIPTION	JULY 1, 1992			EXPENDITURES			JUNE 30, 1993 BALANCE
	FUND BALANCE	REVENUES	TRANSFERS	BUDGET	ACTUAL		
MAINTENANCE & OPER	(413,439)	8,871,486	0	8,419,691	8,380,108		77,939
CAPITAL OUTLAY	(60,474)	407,746	0	440,928	440,880		(93,618)
ADJACENT WAYS	52,891	22,633	0	75,000	5,881		69,643
DEBT SERVICE	145,306	952,960	0	962,325	971,125		127,141
SCHOOL PLANT	0	0	0	0	0		0
FEDERAL PROJECTS	71,019	605,384	(9,099)	696,000	596,664		70,640
STATE PROJECTS	6,711	10,295	(150)	24,000	13,075		3,781
FOOD SERVICES	108,546	446,382	0	525,000	473,894		81,034
AUXILIARY OPERATIONS	70,813	274,098	0	400,000	246,346		98,565
UNEMPLOYMENT INSUR	488,613	16,161	0	100,000	19,955		484,809
OTHER	270,310	48,341	0	281,750	107,452		211,199
TOTAL	740,296	11,655,486	(9,249)	11,924,694	11,255,400		1,131,133
NOT INCLUDED ABOVE							
BOND BUILDING	1,468	3,000,000	0	2,500,000	1,913,443		2,521,241
INTRGMNTL AGRMNTS	0	0	0	0	0		0
INDIRECT COSTS	369	4	9,249	40,000	0		9,622

Fiscal Year 1992 - 1993 Annual Report for the Arizona Department of Education

DESCRIPTION OF REVENUES RECEIVED BY SOURCE	LOCAL	COUNTY	STATE	FEDERAL	TOTAL REVENUES
MAINTENANCE & OPERATION	955,571	727,764	5,081,946	2,106,205	8,871,486
CAPITAL OUTLAY	19,246	0	388,500	0	407,746
ADJACENT WAYS	22,624	0	9	0	22,633
DEBT SERVICE	952,960	0	0	0	952,960
OTHER: SEE DESCRIPTION PAGE 35	0	0	10,295	605,384	615,679
TOTAL BY SOURCE	1,950,401	727,764	5,480,750	2,711,589	10,870,504
PERCENTAGE OF TOTAL REVENUES	17.90	6.70	50.40	24.90	100.00

SPECIAL EDUCATION PROGRAM EXPENDITURES - DESCRIPTION	BUDGET	ACTUAL
EDUCABLE MENTALLY	141,291	89,857
SERIOUSLY EMOTIONALLY	38,534	2,992
SERIOUSLY EMOT - PRIVATE	0	0
HEARING	11,620	50,282
OTHER HEALTH IMPAIRED	1,325	0
MULTIPLE DISABILITIES	10,694	10,040
MULTIPLE (SSI)	9,352	26,356
PHYSICALLY	0	0
LEARNING DISABLED	316,268	331,906
SPEECH / LANGUAGE	77,069	61,215
TRAINABLE MENTALLY	83,489	45,748
VISUALLY	6,422	1,600
PRESCHOOL MOD DEV DELAY	0	45,799
PRESCHOOL SEV DEV DELAY	0	0
-SUBTOTAL	696,064	673,965
GIFTED PROGRAMS	47,429	9,335
BILINGUAL ED	43,857	153,529
REMEDIATION ED	0	0
VOCATIONAL & TECH ED	183,152	123,405
CAREER ED	0	0
- SUBTOTAL	274,438	286,269
TOTAL (INCL IN MAINT & OPER)	970,502	960,234

DUPLICATED COUNTS FOR GIFTED PROG			
KDG	0	9	10
1	0	10	22
2	0	11	11
3	0	12	16
4	13	SUBTOTAL	59
5	19	KDG - 12	154
6	7	ACTUAL EXPENDITURES	
7	28	K - 8	5,414
8	28	9 - 12	3,921
SUBTOTAL	95	TOTAL	9,335

MISCELLANEOUS DATA as of 6/30/93		
BONDS OUTSTANDING	6,900,000	
LAND & IMPROVEMENTS	1,213,365	
BUILDING & IMPROVEMENTS	15,810,445	
FURNITURE, EQUIP, VEHICLES	3,888,263	
CONSTRUCTION IN PROGRESS	433,372	
TAX RATES	ASSESSED VALUATION	
-- PRIMARY	2.1958	40,923,727
-- SECONDARY	2.1408	43,255,529
-- S.R.P.		0

AVERAGE DAILY MEMBERSHIP	STATE AID ADM (RESIDENT)	ATTENDING ADM (RESIDENT)	ATTENDING ADM (NON RES)	TOTAL ATTENDING ADM
1990 - 1991				
ELEMENTARY	1,521,460	1,521,460	0.000	1,521,460
HIGH SCHOOL	542,353	541,353	60,750	602,103
-- TOTAL	2,063,813	2,062,813	60,750	2,123,563
1991 - 1992				
ELEMENTARY	1,533,825	1,533,825	.960	1,534,775
HIGH SCHOOL	567,690	566,690	62,100	628,790
-- TOTAL	2,101,515	2,100,515	63,050	2,163,565
1992 - 1993				
ELEMENTARY	1,586,025	1,586,025	0.000	1,586,025
HIGH SCHOOL	593,665	592,666	77,443	670,109
-- TOTAL	2,179,690	2,178,691	77,443	2,256,134
ENROLLMENT 1992 - 1993				
ORIGINAL ENTRIES				2,563
TRANSFER STUDENTS				59
TOTAL STUDENTS SERVED				2,622

STAFFING SUMMARY	NUMBER OF FTE'S	STUDENTS PER STAFF PERSON
CERTIFIED ---		
ADMINS	9	250.70
TEACHERS	117	19.30
OTHER	7	322.30
SUBTOTAL	133	17.00
CLASSIFIED ---		
MANAGERS	8	282.00
TEACH AIDS	30	75.20
OTHER	79	28.60
SUBTOTAL	117	19.30
TOTAL STAFF	250	9.00
TEACHER SALARIES		3,437,889

FINANCIAL DATA FUND DESCRIPTION	JULY 1, 1992			EXPENDITURES		JUNE 30, 1993
	FUND BALANCE	REVENUES	TRANSFERS	BUDGET	ACTUAL	BALANCE
MAINTENANCE & OPER	234,730	723,355	18,860	1,118,842	1,123,295	(146,350)
CAPITAL OUTLAY	385,216	90,630	25,904	62,500	71,462	430,288
ADJACENT WAYS	4,279	128	10,961	0	0	15,368
DEBT SERVICE	16,327	480	0	0	5,263	11,544
SCHOOL PLANT	0	0	0	0	0	0
FEDERAL PROJECTS	26,958	115,223	(6,033)	154,789	114,278	21,870
STATE PROJECTS	12,554	11,137	928	1,000	17,716	6,903
FOOD SERVICES	(37,666)	67,555	0	75,000	98,498	(68,609)
AUXILIARY OPERATIONS	0	0	0	0	0	0
UNEMPLOYMENT INSUR	3,283	29,068	0	7,000	29,026	3,325
OTHER	3,637	104	0	0	0	3,741
TOTAL	649,318	1,037,680	60,620	1,419,131	1,459,538	278,080
NOT INCLUDED ABOVE						
BOND BUILDING	0	0	0	0	0	0
INTRGVMNTL AGRMNTS	2,000	0	0	0	0	2,000
INDIRECT COSTS	0	0	0	0	0	0

Fiscal Year 1992 - 1993 Annual Report for the Arizona Department of Education

DESCRIPTION OF REVENUES RECEIVED BY SOURCE	LOCAL	COUNTY	STATE	FEDERAL	TOTAL REVENUES
MAINTENANCE & OPERATION	48,244	54,789	614,344	5,978	723,355
CAPITAL OUTLAY	19,973	17,724	51,979	954	90,630
ADJACENT WAYS	128	0	0	0	128
DEBT SERVICE	480	0	0	0	480
OTHER: SEE DESCRIPTION PAGE 35	0	0	11,137	115,223	126,360
TOTAL BY SOURCE	68,825	72,513	677,460	122,155	940,953
PERCENTAGE OF TOTAL REVENUES	7.30	7.70	72.00	13.00	100.00

SPECIAL EDUCATION PROGRAM EXPENDITURES - DESCRIPTION	BUDGET	ACTUAL
EDUCABLE MENTALLY	3,368	2,962
SERIOUSLY EMOTIONALLY	2,245	1,974
SERIOUSLY EMOT - PRIVATE	0	0
HEARING	0	0
OTHER HEALTH IMPAIRED	0	0
MULTIPLE DISABILITIES	0	0
MULTIPLE (SSI)	0	0
PHYSICALLY	0	0
LEARNING DISABLED	55,011	0
SPEECH / LANGUAGE	43,785	38,500
TRAINABLE MENTALLY	2,245	1,974
VISUALLY	0	0
PRESCHOOL MOD DEV DELAY	3,368	2,962
PRESCHOOL SEV DEV DELAY	1,123	987
-SUBTOTAL	111,145	97,730
GIFTED PROGRAMS	19,086	16,782
BILINGUAL ED	0	0
REMEDIAL ED	0	0
VOCATIONAL & TECH ED	0	0
CAREER ED	0	0
- SUBTOTAL	19,086	16,782
TOTAL (INCL IN MAINT & OPER)	130,231	114,512

DUPLICATED COUNTS FOR GIFTED PROG		
KDG	0	9
1	0	10
2	0	11
3	0	12
4	0	SUBTOTAL
5	0	KDG - 12
6	0	ACTUAL EXPENDITURES
7	0	K - 8
8	0	9 - 12
SUBTOTAL	0	TOTAL

MISCELLANEOUS DATA as of 6/30/93		
BONDS OUTSTANDING		0
LAND & IMPROVEMENTS		0
BUILDING & IMPROVEMENTS		0
FURNITURE, EQUIP, VEHICLES		0
CONSTRUCTION IN PROGRESS		0
	TAX RATES	ASSESSED VALUATION
-- PRIMARY	0.0000	25,772,925
-- SECONDARY	0.0000	26,488,905
-- S.R.P.		0

AVERAGE DAILY MEMBERSHIP	STATE AID ADM (RESIDENT)	ATTENDING ADM (RESIDENT)	ATTENDING ADM (NON RES)	TOTAL ATTENDING ADM
1990 - 1991				
ELEMENTARY	276.512	277.550	0.000	277.550
HIGH SCHOOL	0.000	0.000	0.000	0.000
-- TOTAL	276.512	277.550	0.000	277.550
1991 - 1992				
ELEMENTARY	267.920	268.340	0.000	268.340
HIGH SCHOOL	0.000	0.000	0.000	0.000
-- TOTAL	267.920	268.340	0.000	268.340
1992 - 1993				
ELEMENTARY	276.946	278.570	0.000	278.570
HIGH SCHOOL	0.000	0.000	0.000	0.000
-- TOTAL	276.946	278.570	0.000	278.570
ENROLLMENT				
1992 - 1993				368
ORIGINAL ENTRIES				21
TRANSFER STUDENTS				389
TOTAL STUDENTS SERVED				

STAFFING SUMMARY	NUMBER OF FTE'S	STUDENTS PER STAFF PERSON
CERTIFIED ---		
ADMINS	1	278.60
TEACHERS	18	15.50
OTHER	0	0.00
SUBTOTAL	19	14.70
CLASSIFIED ---		
MANAGERS	4	69.60
TEACH AIDS	6	46.40
OTHER	11	25.30
SUBTOTAL	21	13.30
TOTAL STAFF	40	7.00
TEACHER SALARIES		469,876



FINANCIAL DATA FUND DESCRIPTION	JULY 1, 1992			EXPENDITURES		JUNE 30, 1993
	FUND BALANCE	REVENUES	TRANSFERS	BUDGET	ACTUAL	BALANCE
MAINTENANCE & OPER	159,199	420,600	10,989	510,400	488,668	102,120
CAPITAL OUTLAY	0	71,211	0	52,350	51,525	19,686
ADJACENT WAYS	0	0	0	0	0	0
DEBT SERVICE	0	0	0	0	0	0
SCHOOL PLANT	0	0	0	0	0	0
FEDERAL PROJECTS	3,607	18,744	0	23,590	22,659	(308)
STATE PROJECTS	0	0	0	0	0	0
FOOD SERVICES	6,144	29,139	0	25,000	30,246	5,037
AUXILIARY OPERATIONS	0	0	0	0	0	0
UNEMPLOYMENT INSUR	0	0	0	0	0	0
OTHER	4,365	3,175	0	7,100	6,386	1,154
TOTAL	173,316	542,869	10,989	618,440	599,484	127,689
NOT INCLUDED ABOVE						
BOND BUILDING	0	0	0	0	0	0
INTRGVMNTL AGRMNTS	0	0	0	0	0	0
INDIRECT COSTS	0	0	0	0	0	0

Fiscal Year 1992 - 1993 Annual Report for the Arizona Department of Education

DESCRIPTION OF REVENUES RECEIVED BY SOURCE	LOCAL	COUNTY	STATE	FEDERAL	TOTAL REVENUES
MAINTENANCE & OPERATION	338,362	13,933	68,305	0	420,600
CAPITAL OUTLAY	59,685	0	11,526	0	71,211
ADJACENT WAYS	0	0	0	0	0
DEBT SERVICE	0	0	0	0	0
OTHER: SEE DESCRIPTION PAGE 35	0	0	0	18,744	18,744
TOTAL BY SOURCE	398,047	13,933	79,831	18,744	510,555
PERCENTAGE OF TOTAL REVENUES	78.00	2.70	15.50	3.70	100.00

SPECIAL EDUCATION PROGRAM EXPENDITURES - DESCRIPTION	BUDGET	ACTUAL
EDUCABLE MENTALLY	3,000	2,800
SERIOUSLY EMOTIONALLY	0	0
SERIOUSLY EMOT - PRIVATE	0	0
HEARING	0	0
OTHER HEALTH IMPAIRED	0	0
MULTIPLE DISABILITIES	0	0
MULTIPLE (SSI)	0	0
PHYSICALLY	0	0
LEARNING DISABLED	51,800	50,386
SPEECH / LANGUAGE	2,000	1,885
TRAINABLE MENTALLY	0	0
VISUALLY	0	0
PRESCHOOL MOD DEV DELAY	0	0
PRESCHOOL SEV DEV DELAY	0	0
-SUBTOTAL	56,800	55,071
GIFTED PROGRAMS	1,000	500
BILINGUAL ED	0	0
REMEDIAL ED	0	0
VOCATIONAL & TECH ED	0	0
CAREER ED	0	0
- SUBTOTAL	1,000	500
TOTAL (INCL IN MAINT & OPER)	57,800	55,571

DUPLICATED COUNTS FOR GIFTED PROG			
KDG	0	9	0
1	0	10	0
2	0	11	0
3	0	12	0
4	0	0	0
5	0	0	0
6	0	0	0
7	0	0	0
8	0	0	0
SUBTOTAL	0	0	0

MISCELLANEOUS DATA as of 6/30/93		
BONDS OUTSTANDING		0
LAND & IMPROVEMENTS		1,900
BUILDING & IMPROVEMENTS		6,758
FURNITURE, EQUIP, VEHICLES		41,662
CONSTRUCTION IN PROGRESS		0
TAX RATES	ASSESSED VALUATION	
-- PRIMARY	4.2449	9,723,489
-- SECONDARY	0.0000	10,136,921
-- S.R.P.		51,804

AVERAGE DAILY MEMBERSHIP	STATE AID ADM (RESIDENT)	ATTENDING ADM (RESIDENT)	ATTENDING ADM (NON RES)	TOTAL ATTENDING ADM
1990 - 1991				
ELEMENTARY	78.610	78.610	0.000	78.610
HIGH SCHOOL	0.000	0.000	0.000	0.000
-- TOTAL	78.610	78.610	0.000	78.610
1991 - 1992				
ELEMENTARY	59.615	59.615	0.000	59.615
HIGH SCHOOL	0.000	0.000	0.000	0.000
-- TOTAL	59.615	59.615	0.000	59.615
1992 - 1993				
ELEMENTARY	60.505	60.505	0.000	60.505
HIGH SCHOOL	0.000	0.000	0.000	0.000
-- TOTAL	60.505	60.505	0.000	60.505
ENROLLMENT				
1992 - 1993				
	ORIGINAL ENTRIES			73
	TRANSFER STUDENTS			15
	TOTAL STUDENTS SERVED			88

STAFFING SUMMARY	NUMBER OF FTE'S	STUDENTS PER STAFF PERSON
CERTIFIED ---		
ADMINS	0	0.00
TEACHERS	5	12.10
OTHER	0	0.00
SUBTOTAL	5	12.10
CLASSIFIED ---		
MANAGERS	1	60.50
TEACH AIDS	4	15.10
OTHER	6	10.10
SUBTOTAL	11	5.50
TOTAL STAFF	16	3.80
TEACHER SALARIES		167,518

FINANCIAL DATA FUND DESCRIPTION	JULY 1, 1992			EXPENDITURES			JUNE 30, 1993
	FUND BALANCE	REVENUES	TRANSFERS	BUDGET	ACTUAL	BALANCE	
MAINTENANCE & OPER	577,119	11,558,400	29,849	11,863,494	11,746,316	419,052	
CAPITAL OUTLAY	683,851	808,988	25,904	823,586	819,430	689,311	
ADJACENT WAYS	57,170	22,761	10,861	75,000	5,881	85,011	
DEBT SERVICE	161,633	953,440	0	962,325	976,388	138,685	
SCHOOL PLANT	0	0	0	0	0	0	
FEDERAL PROJECTS	126,798	795,866	(15,132)	948,635	819,997	87,535	
STATE PROJECTS	22,827	55,060	778	70,653	70,041	8,624	
FOOD SERVICES	99,276	641,732	0	705,000	700,753	40,255	
AUXILIARY OPERATIONS	86,184	304,383	0	425,000	280,194	110,353	
UNEMPLOYMENT INSUR	492,117	45,422	0	120,000	49,249	488,290	
OTHER	278,312	51,620	0	289,050	113,838	216,094	
TOTAL	2,585,267	15,237,670	62,360	16,282,743	15,682,087	2,283,210	
NOT INCLUDED ABOVE							
BOND BUILDING	1,434,684	3,000,000	0	2,500,000	1,913,443	2,521,241	
INTRGVMNTL AGRMNTS	2,000	0	0	0	0	2,000	
INDIRECT COSTS	369	4	9,248	40,000	0	9,822	

Fiscal Year 1992 - 1993 Annual Report for the Arizona Department of Education

DESCRIPTION OF REVENUES RECEIVED BY SOURCE	LOCAL	COUNTY	STATE	FEDERAL	TOTAL REVENUES
MAINTENANCE & OPERATION	2,650,120	819,673	5,911,227	2,102,487	11,483,507
CAPITAL OUTLAY	294,171	21,871	491,208	1,734	808,985
ADJACENT WAYS	22,752	0	9	0	22,761
DEBT SERVICE	953,440	0	0	0	953,440
OTHER: SEE DESCRIPTION PAGE 35	0	0	55,060	795,866	850,926
TOTAL BY SOURCE	3,920,483	841,544	6,467,505	2,900,087	14,119,619
PERCENTAGE OF TOTAL REVENUES	27.80	6.00	45.70	20.50	100.00

SPECIAL EDUCATION PROGRAM EXPENDITURES - DESCRIPTION	BUDGET	ACTUAL
EDUCABLE MENTALLY	147,659	95,619
SERIOUSLY EMOTIONALLY	43,779	7,765
SERIOUSLY EMOT - PRIVATE	0	0
HEARING	11,620	50,282
OTHER HEALTH IMPAIRED	1,325	0
MULTIPLE DISABILITIES	10,694	10,040
MULTIPLE (SSI)	9,352	26,356
PHYSICALLY	0	0
LEARNING DISABLED	537,480	493,194
SPEECH / LANGUAGE	125,854	102,918
TRAINABLE MENTALLY	85,734	47,722
VISUALLY	6,422	1,600
PRESCHOOL MOD DEV DELAY	3,368	48,761
PRESCHOOL SEV DEV DELAY	1,123	987
-SUBTOTAL	984,410	941,785
GIFTED PROGRAMS	68,317	27,165
BILINGUAL ED	43,857	153,529
REMEDIAL ED	0	0
VOCATIONAL & TECH ED	254,984	193,171
CAREER ED	0	0
- SUBTOTAL	367,168	373,865
TOTAL (INCL IN MAINT & OPER)	1,351,568	1,315,650

DUPLICATED COUNTS FOR GIFTED PROG			
KDG	0	9	10
1	0	10	22
2	0	11	11
3	0	12	16
4	13	SUBTOTAL	
5	19	KDG - 12	154
6	7	ACTUAL EXPENDITURES	
7	28	K - 8	5,962
8	28	9 - 12	3,921
SUBTOTAL	95	TOTAL	9,883

MISCELLANEOUS DATA as of 6/30/93		
BONDS OUTSTANDING	6,900,000	
LAND & IMPROVEMENTS	1,433,268	
BUILDING & IMPROVEMENTS	18,077,514	
FURNITURE, EQUIP, VEHICLES	4,942,371	
CONSTRUCTION IN PROGRESS	433,372	
	TAX RATES	ASSESSED VALUATION
-- PRIMARY	0.0000	97,653,250
-- SECONDARY	0.0000	0
-- S.R.P.		51,804

AVERAGE DAILY MEMBERSHIP	STATE AID ADM (RESIDENT)	ATTENDING ADM (RESIDENT)	ATTENDING ADM (NON RES)	TOTAL ATTENDING ADM
1990 - 1991				
ELEMENTARY	2,028.453	2,031.710	0.000	2,031.710
HIGH SCHOOL	657.673	656.673	87.810	744.483
-- TOTAL	2,686.126	2,688.383	87.810	2,776.193
1991 - 1992				
ELEMENTARY	2,021.825	2,022.245	.950	2,023.195
HIGH SCHOOL	700.540	899.540	85.340	784.880
-- TOTAL	2,722.365	2,721.785	86.290	2,808.075
1992 - 1993				
ELEMENTARY	2,095.879	2,097.630	0.000	2,097.630
HIGH SCHOOL	736.400	736.226	101.623	837.849
-- TOTAL	2,832.279	2,833.856	101.623	2,936.478
ENROLLMENT 1992 - 1993		ORIGINAL ENTRIES		3,406
		TRANSFER STUDENTS		126
		TOTAL STUDENTS SERVED		3,532

STAFFING SUMMARY	NUMBER OF FTE'S	STUDENTS PER STAFF PERSON
CERTIFIED ---		
ADMINS	12	244.60
TEACHERS	166	17.70
OTHER	8	366.80
SUBTOTAL	186	15.80
CLASSIFIED ---		
MANAGERS	17	172.70
TEACH AIDS	45	65.20
OTHER	114	25.70
SUBTOTAL	176	16.70
TOTAL STAFF	362	8.10
TEACHER SALARIES		4,749,316

ARIZONA STATE TOTAL

FINANCIAL DATA FUND DESCRIPTION	JULY 1, 1992			EXPENDITURES		JUNE 30, 1993
	FUND BALANCE	REVENUES	TRANSFERS	BUDGET	ACTUAL	BALANCE
MAINTENANCE & OPER	62,124,175	2,426,265,407	(159,927)	2,444,929,431	2,408,909,457	81,320,198
CAPITAL OUTLAY	74,886,201	191,788,583	4,132,206	232,652,756	201,322,679	69,494,311
ADJACENT WAYS	13,435,250	7,168,412	(12,000)	16,305,919	7,446,498	13,145,164
DEBT SERVICE	201,912,636	377,920,930	3,988,455	343,810,285	383,086,000	200,736,021
SCHOOL PLANT	26,907,935	6,740,534	(16,483)	10,283,544	6,300,077	27,331,909
FEDERAL PROJECTS	20,658,200	137,538,867	(1,721,238)	167,309,188	131,707,255	24,768,574
STATE PROJECTS	3,918,278	22,047,554	(156,580)	29,382,312	21,486,745	4,312,507
FOOD SERVICES	21,190,042	131,876,542	(1,404,170)	133,756,880	128,285,033	23,377,381
AUXILIARY OPERATIONS	6,577,190	11,228,697	520	17,464,000	10,995,363	6,811,044
UNEMPLOYMENT INSUR	10,863,466	1,545,370	17,917	4,996,841	1,153,792	11,272,961
OTHER	59,685,935	77,300,092	(5,704,523)	94,929,997	64,373,951	66,907,553
TOTAL	602,169,308	3,391,430,988	(1,036,823)	3,496,820,963	3,363,076,860	629,477,623
NOT INCLUDED ABOVE						
BOND BUILDING	370,566,252	452,136,243	108,983,548	622,967,867	467,901,177	463,784,866
INTRGVMNTL AGRMNTS	647,871	4,873,680	(8,215)	6,831,161	4,290,805	1,222,531
INDIRECT COSTS	4,542,977	1,836,190	2,659,810	5,672,355	3,938,485	5,100,492

Fiscal Year 1992 - 1993 Annual Report for the Arizona Department of Education

DESCRIPTION OF REVENUES RECEIVED BY SOURCE	LOCAL	COUNTY	STATE	FEDERAL	TOTAL REVENUES
MAINTENANCE & OPERATION	901,359,061	142,717,762	1,317,269,182	47,091,081	2,408,437,086
CAPITAL OUTLAY	109,334,289	5,693,513	63,908,015	12,856,188	191,792,005
ADJACENT WAYS	6,266,499	0	757,954	0	7,024,453
DEBT SERVICE	377,331,382	0	589,549	0	377,920,931
OTHER: SEE DESCRIPTION PAGE 35	6,740,534	0	22,047,554	137,538,867	166,326,955
TOTAL BY SOURCE	1,401,031,765	148,411,275	1,404,672,254	197,496,136	3,151,501,430
PERCENTAGE OF TOTAL REVENUES	44.50	4.70	44.60	6.30	100.00

SPECIAL EDUCATION PROGRAM EXPENDITURES - DESCRIPTION	BUDGET	ACTUAL
EDUCABLE MENTALLY	20,446,551	18,338,070
SERIOUSLY EMOTIONALLY	17,008,946	15,939,665
SERIOUSLY EMOT - PRIVATE	2,057,598	2,655,842
HEARING	6,115,428	5,864,085
OTHER HEALTH IMPAIRED	1,830,745	2,400,760
MULTIPLE DISABILITIES	11,555,168	11,063,119
MULTIPLE (SSI)	5,537,764	5,449,620
PHYSICALLY	0	0
LEARNING DISABLED	113,269,136	115,389,077
SPEECH / LANGUAGE	28,630,273	27,169,312
TRAINABLE MENTALLY	17,004,012	14,913,376
VISUALLY	4,105,875	3,409,295
PRESCHOOL MOD DEV DELAY	3,574,687	4,109,187
PRESCHOOL SEV DEV DELAY	1,490,980	1,762,396
-SUBTOTAL	239,050,670	236,428,861
GIFTED PROGRAMS	20,666,838	20,086,960
BILINGUAL ED	26,215,058	26,139,726
REMEDIAL ED	5,218,172	5,025,339
VOCATIONAL & TECH ED	41,683,038	40,560,966
CAREER ED	340,444	245,890
- SUBTOTAL	94,123,560	92,058,881
TOTAL (INCL IN MAINT & OPER)	333,774,120	327,487,532

DUPLICATED COUNTS FOR GIFTED PROG			
KDG	234	9	4,595
1	1,373	10	4,804
2	2,562	11	6,516
3	5,758	12	4,625
4	6,734	SUBTOTAL	20,540
5	7,480	KDG - 12	62,379
6	7,109	ACTUAL EXPENDITURES	
7	5,599	K - 8	13,878,613
8	4,990	9 - 12	5,883,533
SUBTOTAL	41,839	TOTAL	19,762,146

MISCELLANEOUS DATA as of 6/30/93		
BONDS OUTSTANDING	3,410,983,466	
LAND & IMPROVEMENTS	452,077,398	
BUILDING & IMPROVEMENTS	3,758,917,453	
FURNITURE, EQUIP, VEHICLES	814,623,816	
CONSTRUCTION IN PROGRESS	298,762,450	
	TAX RATES	ASSESSED VALUATION
-- PRIMARY	0.0000	21,062,186,573
-- SECONDARY	0.0000	0
-- S.R.P.		848,201,873

AVERAGE DAILY MEMBERSHIP	STATE AID ADM (RESIDENT)	ATTENDING ADM (RESIDENT)	ATTENDING ADM (NON RES)	TOTAL ATTENDING ADM
1990 - 1991				
ELEMENTARY	445,256.161	444,448.485	1,473.705	445,922.190
HIGH SCHOOL	159,507.030	155,843.303	5,084.881	160,938.184
-- TOTAL	604,763.191	600,291.788	6,558.586	606,860.374
1991 - 1992				
ELEMENTARY	459,854.002	459,168.130	1,484.800	460,652.930
HIGH SCHOOL	165,327.020	160,882.000	5,728.562	166,708.562
-- TOTAL	625,181.022	620,150.130	7,213.362	627,331.492
1992 - 1993				
ELEMENTARY	476,219.347	475,683.755	1,389.535	477,073.290
HIGH SCHOOL	170,767.336	166,485.081	5,762.108	172,247.169
-- TOTAL	646,986.683	642,168.836	7,151.643	649,320.459
ENROLLMENT 1992 - 1993				
	TOTAL STUDENTS SERVED			733,517

STAFFING SUMMARY	NUMBER OF FTE'S	STUDENTS PER STAFF PERSON
CERTIFIED ---		
ADMINS	2,176	298.40
TEACHERS	35,062	18.50
OTHER	3,130	207.50
SUBTOTAL	40,368	16.10
CLASSIFIED ---		
MANAGERS	1,494	434.60
TEACH AIDS	5,944	109.20
OTHER	20,232	32.10
SUBTOTAL	27,670	23.50
TOTAL STAFF	68,038	9.50
TEACHER SALARIES	997,233,074	

DISTRICT NAME PAGE

-A-

AGUA FRIA UNION HS DIST 216	107
AGUILA SCHOOL DISTRICT 63	108
AJO UNIFIED DISTRICT NO 15	194
ALHAMBRA SCHOOL DISTRICT 68	109
ALPINE ELEMENTARY DIST 7	38
ALTAR VALLEY DIST #51	195
AMPHITHEATER UNIFIED DIST #10	196
ANTELOPE UNION HS DIST 50	263
APACHE COUNTY TOTALS	49
APACHE JUNCTION UNIF DIST 43	212
APACHE SCHOOL DISTRICT #42	50
ARLINGTON SCHOOL DISTRICT 47	110
ASH CREEK SCHOOL DISTRICT #53	51
ASH FORK UNIF DIST 31	239
AVONDALE SCHOOL DISTRICT 44	111

-B-

BAGDAD UNIFIED DIST 20	240
BALSZ SCHOOL DISTRICT 31	112
BEAVER CREEK DIST #26	241
BENSON SCHOOL DISTRICT #9	52
BENSON UHS DISTRICT #9	53
BICENTENNIAL UNION H S DIST 76	273
BISBEE UNIFIED DIST 2	54
BLUE RIDGE UNIF #32	182
BLUE SCHOOL DISTRICT 22	101
BONITA SCHOOL DISTRICT 16	93
BOUSE ELEMENTARY DISTRICT 26	274
BOWIE UNIFIED DIST 14	55
BUCKEYE ELEM SCHOOL DIST 33	113
BUCKEYE UNION HS DIST 201	114
BULLHEAD CITY SCHOOL DIST #15	166

-C-

CAMP VERDE UNIFIED DIST 28	242
CANON SCHOOL DISTRICT #50	243
CARTWRIGHT SCHOOL DISTRICT 83	115
CASA GRANDE ELEMENTARY	213
CASA GRANDE UHS DIST 82	214
CATALINA FOOTHILLS UD #16	197
CAVE CREEK UNIF DIST #93	116
CEDAR UNIFIED DISTRICT 25	183
CHAMPIE SCHOOL DISTRICT 14	244
CHANDLER UNIFIED	117
CHEVELON BUTTE SCHOOL DIST 5	75
CHINLE UNIF SCH DIST 24	39
CHINO VALLEY UNIF DIST 51	245
CHLORIDE SCHOOL DISTRICT #11	167
CLARKDALE-JEROME ELEM DIST 3	246
CLIFTON UNIFIED DISTRICT 3	102
COCHISE COUNTY TOTALS	74
COCHISE SCHOOL DISTRICT #26	56
COCONINO COUNTY TOTALS	83
COLORADO CITY UNIFIED DIST #14	168

DISTRICT NAME PAGE

COLORADO RIVER UHS DISTRICT	169
CONCHO ELEMENTARY DISTRICT 6	40
CONGRESS SCHOOL DIST 17	247
CONTINENTAL SCHOOL DIST 39	198
COOLIDGE UNIFIED DIST 21	215
COTTONWOOD-OAK CREEK ELEM	248
CRANE SCHOOL DISTRICT	264
CREIGHTON SCHOOL DISTRICT 14	118
CROWN KING SCHOOL DIST 41	249

-D-

DEER VALLEY UNIFIED SCH DIST	119
DOUBLE ADOBE SCHOOL DIST #45	57
DOUGLAS UNIFIED DIST 27	58
DUNCAN UNIFIED DIST 2	103
DYSART UNIFIED DISTRICT 89	120

-E-

EAGLE SCHOOL DISTRICT #45	104
EAST VALLEY INSTITUTE OF TECHN	121
ELFRIDA SCHOOL DISTRICT #12	59
ELOY SCHOOL DISTRICT 11	216
EMPIRE SCHOOL DISTRICT 37	199

-F-

FLAGSTAFF UNIFIED DIST 1	76
FLORENCE UNIF SCH DIST #1	217
FLOWING WELLS UNIFIED DIST #8	200
FORREST SCHOOL DISTRICT #81	60
FOUNTAIN HILLS UNIF SCH DIST 9	122
FOWLER SCHOOL DISTRICT 45	123
FREDONIA MOCCASIN UNIFIED D-6	77
FT THOMAS UNIFIED DIST 7	94
FT. HUACHUCA ACCOMMODATION	61

-G-

GADSDEN SCHOOL DISTRICT 32	265
GANADO UNIFIED DISTRICT #20	41
GILA BEND UNIFIED DIST 24	124
GILA COUNTY TOTALS	92
GILBERT UNIFIED DIST 41	125
GLENDALE SCHOOL DISTRICT 40	126
GLENDALE UNION HS DIST 205	127
GLOBE UNIFIED SCHOOL DIST #1	84
GRAHAM COUNTY TOTALS	100
GRAND CANYON UNIFIED	78
GREENLEE COUNTY TOTALS	106

-H-

HACKBERRY SCHOOL DISTRICT #3	170
HAYDEN-WINKLEMAN UNIFIED	85
HEBER-OVERGAARD UNIF SD	184
HIGLEY SCHOOL DISTRICT 60	128

DISTRICT NAME PAGE

HILLSIDE DIST #35 250
 HOLBROOK UNIFIED DIST 3 185
 HORSE MESA ACCOM SCHOOL #509 129
 HUMBOLDT UNIFIED DIST 22 251
 HYDER SCHOOL DISTRICT 16 266

-I-

INDIAN OASIS-B UNIF DIST #40 201
 ISAAC SCHOOL DISTRICT 5 130

-J-

J. O. COMBS SCHOOL DIST 44 218
 JCSEPH CITY UNIFIED DIST 2 186

-K-

KAYENTA UNIFIED DISTRICT 27 187
 KINGMAN SCHOOL DISTRICT #4 171
 KIRKLAND SCHOOL DISTRICT 23 252
 KLONDYKE SCHOOL DISTRICT 9 95
 KYRENE SCHOOL DISTRICT 28 131

-L-

LA PAZ COUNTY TOTALS 279
 LAKE HAVASU UNIFIED DISTRICT 1 172
 LAVEEN SCHOOL DISTRICT 59 132
 LIBERTY SCHOOL DISTRICT 25 133
 LITCHFIELD SCHOOL DISTRICT 79 134
 LITTLEFIELD SCHOOL DIST 9 173
 LITTLETON SCHOOL DISTRICT 65 135

-M-

MADISON SCHOOL DISTRICT 38 136
 MAINE CONSOLIDATED DIST 10 79
 MAMMOTH-SAN MANUEL UNIF DIST 8 219
 MARANA UNIFIED DIST 202
 MARICOPA COUNTY TOTALS 165
 MARICOPA UNIFIED SCH DIST #20 220
 MARY C O BRIEN ACCOM #90 221
 MAYER UNIFIED DIST 43 253
 MC NEAL SCHOOL DISTRICT #55 62
 MCNARY SCHOOL DISTRICT 23 42
 MESA UNIFIED SCHOOL DIST 137
 MIAMI UNIFIED DIST 40 86
 MINGUS UNION HIGH SCHOOL 4 254
 MOBILE SCHOOL DISTRICT #86 138
 MOHAVE COUNTY TOTALS 181
 MOHAVE UNION H S #30 174
 MOHAVE VALLEY SCHOOL DIST #16 175
 MOHAWK VALLEY SCHOOL DIST 17 267
 MORENCI UNIFIED DISTRICT 18 105
 MORRISTOWN SCHOOL DISTRICT 75 139
 MURPHY SCHOOL DISTRICT 21 140

DISTRICT NAME PAGE

-N-

NACO SCHOOL DISTRICT #23 63
 NADABURG SCHOOL DISTRICT 81 141
 NAVAJO COUNTY TOTALS 193
 NOGALES UNIFIED DIST 1 232

-O-

ORACLE SCHOOL DISTRICT 2 222
 OSBORN SCHOOL DISTRICT 8 142
 OWENS ELEMENTARY SCHOOL DIST 6 176

-P-

PAGE UNIFIED DISTRICT #8 80
 PALO VERDE SCHOOL DISTRICT 49 143
 PALOMA ELEM DIST 94 144
 PALOMINAS ELEMENTARY SCHOOL 64
 PARADISE VALLEY UNIFIED DST 69 145
 PARKER UNIFIED SCHOOL DIST 27 275
 PATAGONIA SCHOOL DISTRICT 6 233
 PATAGONIA UHS DIST 20 234
 PAYSON UNIFIED DIST 10 87
 PEACH SPRINGS SCHOOL DIST #8 177
 PEARCE SCHOOL DISTRICT #22 65
 PENDERGAST SCHOOL DISTRICT #92 146
 PEORIA UNIFIED DIST 11 147
 PHOENIX ELEM SCHOOL DISTRICT 1 148
 PHOENIX UHS DISTRICT 210 149
 PICACHO SCHOOL DISTRICT 33 223
 PIMA COUNTY TOTALS 211
 PIMA UNIFIED SCHOOL DISTRICT 6 96
 PINAL COUNTY TOTALS 231
 PINE/STRAWBERRY SCHOOL 88
 PINON UNIFIED DIST 4 188
 POMERENE SCHOOL DISTRICT #64 66
 PRESCOTT UNIFIED DIST 1 255

-Q-

QUARTZSITE SCHOOL DIST 4 276
 QUEEN CREEK UNIF DIST 95 150

-R-

RAY UNIFIED DIST 3 224
 RED MESA UNIF DIST 27 43
 RED ROCK SCHOOL DIST 5 225
 REDINGTON SCHOOL DIST #44 203
 RIVERSIDE SCHOOL DISTRICT 2 151
 ROOSEVELT SCHOOL DISTRICT 66 152
 ROUND VALLEY UNIFIED DIST 10 44
 RUCKER SCHOOL DISTRICT #66 67
 RUTH FISHER SCHOOL DISTRICT 90 153

-S-

DISTRICT NAME PAGE

SACATON SCHOOL DISTRICT 18	226
SAFFORD UNIFIED DISTRICT 1	97
SAHUARITA UNIFIED DIST 30	204
SALOME CONS EL DIST 30	277
SAN CARLOS UNIFIED DIST 20	89
SAN FERNANDO SCHOOL DIST 35	205
SAN SIMON UNIFIED DISTRICT #18	68
SANDERS UNIFIED DISTRICT #18	45
SANTA CRUZ COUNTY TOTALS	238
SANTA CRUZ SCHOOL DISTRICT 28	235
SANTA CRUZ VALLEY UHS DIST 40	227
SANTA CRUZ VLY UNIFIED	236
SCOTTSDALE UNIFIED DIST 48	154
SEDONA OAK CREEK UNIF DIST 9	256
SELIGMAN UNIFIED DIST 40	257
SENTINEL SCHOOL DISTRICT 71	155
SHOW LOW UNIFIED DIST 10	189
SIERRA VISTA UNIFIED SCH DIST	69
SKULL VALLEY SCHOOL DIST 15	258
SNOWFLAKE UNIFIED DIST 5	190
SOLOMONVILLE SCHOOL DIST 5	98
SOMERTON SCHOOL DISTRICT 11	268
SONOITA SCHOOL DISTRICT 25	237
ST DAVID UNIFIED DIST 21	70
ST JOHNS UNIFIED DIST #1	46
STANFIELD SCHOOL DIST 24	228
STATE TOTALS	280
SUNNYSIDE UNIFIED SCHOOL DIST	206
SUPERIOR UNIFIED DIST #15	229

-T-

TANQUE VERDE UNIF DIST 13	207
TEMPE ELEM SCH DIST	156
TEMPE UNION HS DIST 213	157
THATCHER UNIFIED SCHOOL DIST 4	99
TOLLESON SCHOOL DISTRICT 17	158
TOLLESON UNION HS DIST 214	159
TOLTEC SCHOOL DISTRICT 22	230
TOMBSTONE UNIFIED DIST 1	71
TONTO BASIN SCHOOL DISTRICT 33	90
TOPOCK SCHOOL DISTRICT #12	178
TUBA CITY UNIFIED DIST 15	81
TUCSON UNIFIED DISTRICT #1	208

-U-V-

UNION SCHOOL DISTRICT 62	160
VAIL SCHOOL DISTRICT 20	209
VALENTINE ELEM SCHOOL DIST #22	179
VALLEY UHS DISTRICT #22	72
VERNON SCHOOL DISTRICT NO 9	47

-W-

WALNUT GROVE SCH DIST 7	259
WASHINGTON SCHOOL DISTRICT 6	161
WELLTON ELEMENTARY	269

DISTRICT NAME PAGE

WENDEN ELEMENTARY DISTRICT 19	278
WHITERIVER UNIFIED DIST #20	191
WICKENBURG UNIFIED DIST #9	162
WILLCOX UNIFIED DIST 13	73
WILLIAMS AFB ACCOM SCHOOL #510	163
WILLIAMS UNIFIED DIST 2	82
WILLIAMSON VALLEY SCHOOL DIST	260
WINDSON SCHOOL DISTRICT #7	164
WINDOW ROCK UNIFIED DIST #8	48
WINSLOW UNIFIED DIST 1	192

-X-Y-Z-

YARNELL SCHOOL DISTRICT 52	261
YAVAPAI COUNTY TOTALS	262
YOUNG SCHOOL DISTRICT 5	91
YUCCA ELM SCHOOL DISTRICT #13	180
YUMA COUNTY TOTALS	272
YUMA SCHOOL DISTRICT 1	270
YUMA UNION HIGH SCHOOL DIST 70	271
ZIMMERMAN ACCOM NO 00	210

COUNTY NAME PAGE

APACHE COUNTY TOTALS	49
COCHISE COUNTY TOTALS	74
COCONINO COUNTY TOTALS	83
GILA COUNTY TOTALS	92
GRAHAM COUNTY TOTALS	100
GREENLEE COUNTY TOTALS	106
LA PAZ COUNTY TOTALS	279
MARICOPA COUNTY TOTALS	165
MOHAVE COUNTY TOTALS	181
NAVAJO COUNTY TOTALS	193
PIMA COUNTY TOTALS	211
PINAL COUNTY TOTALS	231
SANTA CRUZ COUNTY TOTALS	238
YAVAPAI COUNTY TOTALS	262
YUMA COUNTY TOTALS	272
ARIZONA STATE TOTALS	280



Printed in Phoenix, Arizona by the
Arizona Department of Education
Total Copies Printed.....650
Total Printing Cost.....\$3700.00
Unit Printing Cost.....\$5.69
Date of Printing.....1/94

ARIZONA DEPARTMENT OF EDUCATION

1535 West Jefferson Street
Phoenix, Arizona 85007
(602) 542-3652

BEST COPY AVAILABLE