

DOCUMENT RESUME

ED 383 388

JC 950 314

AUTHOR Kiger, Derick M.; And Others
 TITLE The Graduate Follow-Up Study, 1993-1994.
 INSTITUTION Owens Community Coll., Toledo, OH. Office of Institutional Research.
 PUB DATE 94
 NOTE 91p.
 PUB TYPE Reports - Research/Technical (143) -- Tests/Evaluation Instruments (160) -- Statistical Data (110)

EDRS PRICE MF01/PC04 Plus Postage.
 DESCRIPTORS Certification; *Community Colleges; *Education Work Relationship; Graduate Surveys; *Outcomes of Education; Outplacement Services (Employment); *Participant Satisfaction; *Salaries; School Effectiveness; Student Attitudes; Two Year Colleges; Vocational Followup
 IDENTIFIERS *Graduate Attitudes; Owens Community College OH

ABSTRACT

In fall 1994, Owens Community College (OCC), in Ohio, conducted a follow-up study of all 956 graduates from 1993-94 to determine their level of educational satisfaction, employment status, and other background information. Completed surveys were returned by 664 of the graduates, for a response rate of 70%. Survey results included the following: (1) respondents were 95.6% Caucasian, 60% female, and 62% were older than 25; (2) 94.9% indicated that they were satisfied with their education at OCC and 87.4% were satisfied with college facilities; (3) 85.9% agreed that they were a more valuable employee because of their education; (4) 91.7% of the graduates were employed, with 81.8% of these employed full-time; (5) for graduates employed full-time, 10.7% earned less than \$13,000, 31.6% earned between \$13,000 and \$20,999, 36.9% earned between \$21,000 and \$28,999, and 20.7% earned \$29,000 or more; (6) 79.7% of graduates stated that their employment was related to their program of study; (7) 74.8% were not in their current position prior to their enrollment at OCC; (8) only 7.7% indicated that the OCC Placement Office was instrumental in securing their job; (9) 21.6% were currently continuing their education; (10) 68% had been certified or licensed in their field since graduating; (11) 62% would be interested in taking classes at OCC in the future; and (12) 95.1% would recommend the college to others. Extensive data tables are included. An institutional effectiveness flowchart and the survey instrument are appended. (KP)

 * Reproductions supplied by EDRS are the best that can be made *
 * from the original document. *

The Graduate Follow-Up Study

1993-1994



U.S. DEPARTMENT OF EDUCATION
Office of Educational Research and Improvement
EDUCATIONAL RESOURCES INFORMATION
CENTER (ERIC)

This document has been reproduced as received from the person or organization originating it

Minor changes have been made to improve reproduction quality

• Points of view or opinions stated in this document do not necessarily represent official OERI position or policy

"PERMISSION TO REPRODUCE THIS MATERIAL HAS BEEN GRANTED BY

D. Kiger

Office of Institutional Research

TO THE EDUCATIONAL RESOURCES INFORMATION CENTER (ERIC)."



950 314

Acknowledgements

I would like to acknowledge the efforts of the college community in the preparation of the 1993-1994 Graduate Follow-Up Study. In particular, I would like to acknowledge Dr. Bill Ivoska, Linda Stacy, the Graduate Research Committee, the Center for Development and Training, and Institutional Research Intern Jeff Johnson.

Derick M. Kiger
Institutional Research
170 College Hall
Ext. 7225

Table of Contents

	Page
Acknowledgements.....	ii
List of Tables.....	iv
Executive Summary.....	1
Introduction.....	5
The Institutional Effectiveness Process.....	5
Service Expectations for Ohio's Two-Year Colleges.....	6
Method.....	7
Graduates Participating in the Study.....	7
The Graduate Follow-Up Survey.....	7
Survey Procedure.....	7
Results.....	8
Appendix A: The Institutional Effectiveness Process.....	81
Appendix B: The Graduate Follow-up Survey.....	82

List of Tables

	Page
<i>How to read the data tables</i>	10
 <u>Educational Satisfaction</u>	
1. Are you satisfied with the education you received at Owens Community College? PREP	11
2. Were you satisfied with the classroom/laboratory facilities and equipment provided for instruction by the college? PREP	13
3. Would you recommend Owens Community College to others?.....	15
4. If you would recommend Owens Community College to others, what reason(s) would you give?.....	17
 <u>Employment Status</u>	
5. Are you employed? PREP	21
6. Are you employed full-time?.....	23
7. Is your employment related to your program of study at Owens Community College?..	25
8. Were you working in your current position before enrolling at Owens Community College?.....	27
9. Were you working in your current position while attending Owens Community College?.....	29
10. Has your Owens Community College education made you a more valuable employee?.....	31
11. Was the Owens Community College Placement Office instrumental in securing your job?.....	33
12. What is the name of your employer?.....	35
13. In what county is your employer located?.....	37
14. What is your job title?.....	39
15. What is your annual salary?.....	41
16. If you are not employed, are you actively seeking employment?.....	47
 <u>Continuing Education Status</u>	
17. Are you currently continuing your education?.....	49
18. At what college, university, or other type of school are you continuing your education?.....	51
19. What degree(s) or certificate(s) are you pursuing?.....	53
20. Have you been certified or licensed in your field since graduating from Owens Community College?.....	55
21. Would you be interested in taking classes at Owens Community College in the future?.....	57
22. If you would be interested in taking classes at Owens Community College in the future, what would they be?.....	59

List of Tables

<u>Graduate Background Information</u>	Page
23. What is your gender?.....	61
24. What is your race/ethnicity?.....	63
25. Are you currently serving in the military?.....	67
26. Have you ever served in the military?.....	69
27. Are you a traditional or nontraditional graduate?.....	71
 <u>Derived Summary Statistics</u>	
28. Employment status of graduates who actively sought employment. PREP	73
29. Salary status of graduates employed full-time.....	75

Executive Summary

The 1993-1994 graduates were surveyed as a function of the Institutional Effectiveness Process (IEP). The survey was designed to assess educational satisfaction, employment status, continuing education status, and graduate background information. The survey also provided data required by the Program Review and Evaluation Process (PREP), the maintenance of the Carl D. Perkins grant, and the partial fulfillment of the service expectations for Ohio's two-year colleges.

The results of the graduate follow-up survey are reported in the format of data tables. These tables list the survey item and show the results in summation and by individual program. The tabled results pertaining to the PREP have been indicated for ease of location.

Of the 956 graduates surveyed, 70 percent returned a completed survey. Follow-up studies of this sort typically yield return rates of less than 50 percent. The greatest percentage of graduates were female (63%) and older than twenty-five (62%). Ninety-five percent of the graduates reported to be satisfied with their education and ninety-four percent who sought employment reported to have obtained employment. A class description and an overview of significant survey results are presented below.

The Class of 1993-1994

Size

Total: 956 Graduates
Fall 1993: 380
Spring 1994: 576

Gender

Males: 351, 36.7%
Females: 605, 63.3%

Race


Caucasian/White: 913, 95.6%
Hispanic: 20, 2.1%
Black: 18, 1.9%
Asian/Pacific Islander: 2, 0.2%
American Indian/Alaskan Native: 0, 0.0%
Non-Resident Alien: 1, 0.1%
Refuse to Indicate Race: 1, 0.1%

Age

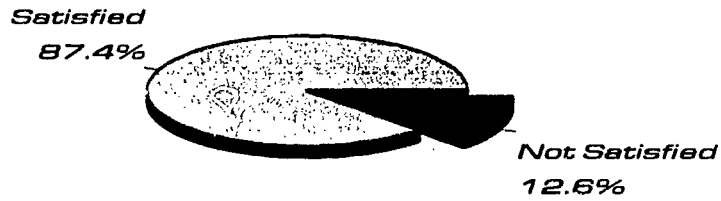
Average Age: 30 years
Median Age: 27 years
Traditional Graduates (Less than 25 years): 37.8%
NonTraditional Graduates (25 years or Older): 62.2%

The Class of 1993-1994

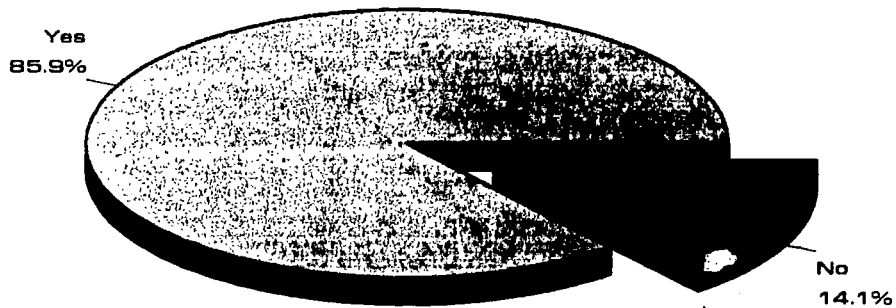
Satisfied with Education



Satisfied with Facilities



Are you a more valuable employee?




The Class of 1993-1994


Employment status of graduates seeking a job:



Annual salary of graduates employed full-time:

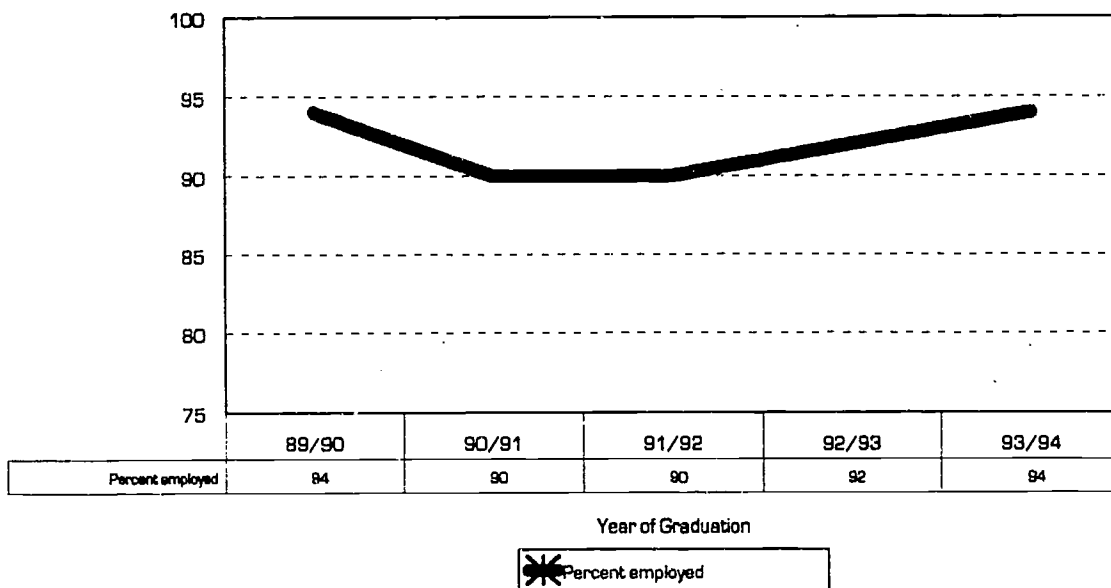


Would you recommend Owens?



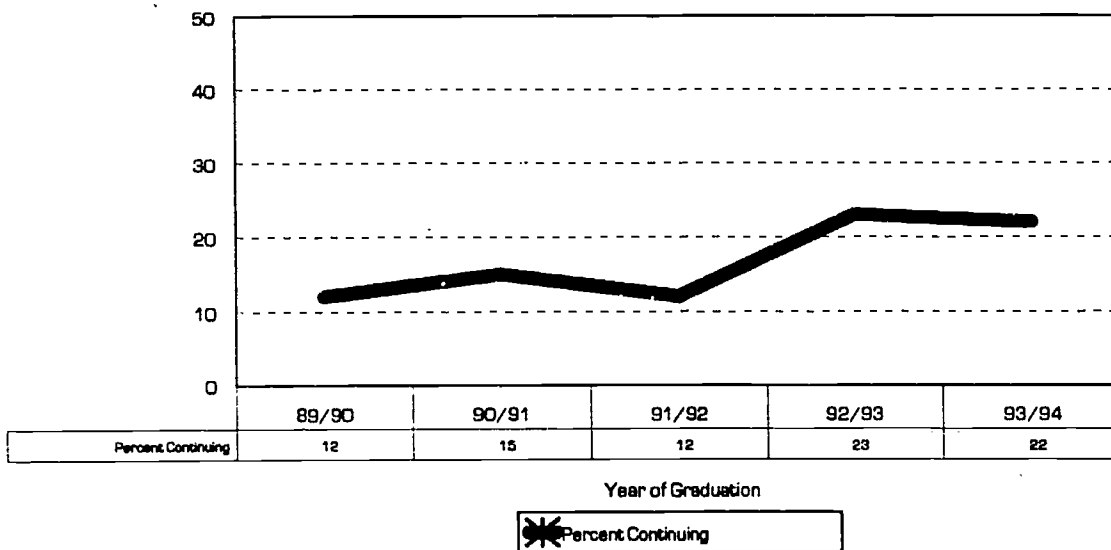
Graduate Trends

Employment Status



*93/94 only reflects those graduates seeking employment.

Continuing Education Status



Introduction

The purpose of the Owens Community College Graduate Follow-Up Study is to gather information for the operational planning cycle of the Institutional Effectiveness Process (IEP) and to help meet the service expectations for Ohio's two-year colleges. The operational planning cycle includes the components of Program Review and Evaluation Process (PREP) and marketing.

The Institutional Effectiveness Process

The Institutional Effectiveness Process (IEP) integrates the components of strategic and operational planning, academic and support services departmental review and evaluation, program outcomes assessment, market planning, and budget development into a system which leads to institutional improvement and accountability. The entire process is driven by the institutional mission and purpose which describes why the college exists and how it serves and meets the needs of the community.

The IEP components are grouped into the sequential cycles of strategic planning, operational planning, resource allocation, and evaluation (see Appendix A). The strategic planning cycle provides the focus for the academic program review and evaluation and college support services departmental review and evaluation. The academic areas review and evaluate key aspects of their programs to identify strengths and weaknesses. Additionally, all academic areas assess their stated program and student learning outcomes and determine where strengths and weaknesses exist. Support service areas conduct a thorough review and evaluate key aspects of their departmental operations to identify strengths and weaknesses. Data gathered through these processes are used as resource data in the operational planning cycle of the IEP.

During operational planning, academic areas and support service departments develop mission/purpose statements, goals, and objectives. Data gathered in the college mission and purpose, strategic initiatives, outcomes assessment (for academic areas) and Program Review and Evaluation Process PREP phases are used as resource information for the development of the entire operational plan. The results of the **Graduate Follow-Up Study** are used as operational planning resource information.

Concurrent with operational planning is market planning. Market planning assesses academic and support service against program/service promotion, program development, pricing and place of program offering. Coupled with operational planning, market planning drives the budget development process.

During budget development, academic and support service resource needs are compiled. All fiscal needs must flow from the operational and market planning phases. Fiscal needs are reviewed, prioritized, and adjusted as necessary.

Between planning cycles, contingency planning allows for modifications and changes to be made to the strategic, operational, and market planning documents. Every three to five years, each phase of the IEP is evaluated.

Service Expectations for Ohio's Two Year Colleges

The State of Ohio has adopted nine service expectations for its two-year colleges. The service expectations provide a framework for evaluating the effectiveness of each college in meeting the needs of its community. Each two-year college in Ohio is evaluated in terms of performance indicators specified for each of the nine service expectations. The Ohio Board of Regents plan to link a significant and growing proportion of two-year college funding to those evaluations. The **Graduate Follow-Up Study** specifically addresses two of the nine service expectations which deals with trends in job placements for degree and certificate programs.

Method

Graduates Participating in the Follow-Up Study

The entire 1993-1994 graduating class was selected to participate in the Graduate Follow-Up Study. Of the nine hundred and fifty-six graduates surveyed, 664 returned completed surveys yielding a 70 percent response rate. Sixty three percent of the graduates were female, 96 percent were caucasian, and the average age of the graduates was 30 years.

The Graduate Follow-Up Survey

A 25-item survey (see Appendix B) was developed to assess graduate educational satisfaction, employment status, continuing education status, and background information.

Survey Procedure

The entire 1993-1994 Owens Community College graduating class was mailed the graduate follow-up survey, Fall semester 1994. Survey directions read as follows: "This survey is being given to selected Owens Community College graduates. The information you provide on this survey will help us become more effective in the delivery of programs and services. Your answers will not be shown to anyone and you can omit any survey item if it requests information that you do not wish to provide." The graduates were instructed to return the completed survey via the provided postage-paid addressed envelope. The graduates were offered a free grade transcript as an incentive to return the completed survey. Mail and telephone follow-ups were conducted for nonrespondents to assure an adequate response rate.

Results

The results of the Graduate Follow-Up Study are presented via data tables. The tables present results for the entire graduating class and for each educational program. A "how to read" sample table is provided for the reader's convenience on page 10. A listing of tables can be located in the table of contents. The survey items that are used for the **Program Review and Evaluation Process (PREP)** have been indicated for the reader's convenience.

Tables

SAMPLE DATA TABLE

A-1 Table 1. Are you satisfied with the education you received at Owens Community College?

A-2 Graduates Responding to the Item

Program	Total # Graduates	Yes		No	
		n	%	n	%
A-3 1993-1994 Graduates	956	630	94.9	34	5.1
5001 Business Management	64	47	97.9	1	2.1
5002 Accounting Technology	59	39	100.0	0	0.0
5003 Financial Management	13	9	100.0	0	0.0
5004 Marketing Sales	39	23	92.0	2	8.0
5010 Hospitality Management	6	3	100.0	0	0.0
5050 Administrative Secretarial	39	24	100.0	0	0.0
5060 Food Service	4	3	100.0	0	0.0
5072 Fashion Merchandising	5	3	100.0	0	0.0
5103 Computer Programming	10	7	87.5	1	12.5
5109 Microbusiness Systems	39	24	96.0	1	4.0
5203 Dental Hygiene	29	23	95.8	1	4.2
5206 Radiation Therapy	14	6	85.7	1	14.3
5207 Radiography	37	25	100.0	0	0.0
5208 Nursing Technology	205	143	92.9	11	7.1
5211 Surgical Technology	13	8	100.0	0	0.0
5212 Optometric Technology	7	5	100.0	0	0.0
5219 Physical Therapy	27	22	100.0	0	0.0
5271 Nuclear Medicine	3	2	100.0	0	0.0
5272 Diagnostic Medical Sonography	11	4	66.7	2	33.3
5291 Nutrition Care	9	4	80.0	1	20.0
5304 Architectural	17	13	100.0	0	0.0
5311 Biomedical Equipment	12	6	85.7	1	14.3
5313 Computer Electro	8	3	100.0	0	0.0
5315 Electro-Mechanical	3	2	100.0	0	0.0
5317 Electronics Major	18	11	91.7	1	8.3
5318 Telecommunications	15	8	100.0	0	0.0

How to read the Data Table

- A-1:** Lists the Graduate Follow-Up survey item.
- A-2:** Lists the response categories and the number and percent of graduates responding to the survey item.
- A-3:** This section lists the educational program and the corresponding data code used by the institution.
- A-4:** This figure presents a significant finding for quick reference.
- A-5:** Indicates a PREP survey item.

A-4 Satisfied with Education



Table 1. Are you satisfied with the education you received at Owens Community College?

Graduates Responding to the Item

Program	Total # Graduates	Yes		No	
		n	%	n	%
1993-1994 Graduates	956	630	94.9	34	5.1
5001 Business Management	64	47	97.9	1	2.1
5002 Accounting Technology	59	39	100.0	0	0.0
5003 Financial Management	13	9	100.0	0	0.0
5004 Marketing Sales	39	23	92.0	2	8.0
5010 Hospitality Management	6	3	100.0	0	0.0
5050 Administrative Secretarial	39	24	100.0	0	0.0
5060 Food Service	4	3	100.0	0	0.0
5072 Fashion Merchandising	5	3	100.0	0	0.0
5103 Computer Programming	10	7	87.5	1	12.5
5109 Microbusiness Systems	39	24	96.0	1	4.0
5203 Dental Hygiene	29	23	95.8	1	4.2
5206 Radiation Therapy	14	6	85.7	1	14.3
5207 Radiography	37	25	100.0	0	0.0
5208 Nursing Technology	205	143	92.9	11	7.1
5211 Surgical Technology	13	8	100.0	0	0.0
5212 Optometric Technology	7	5	100.0	0	0.0
5219 Physical Therapy	27	22	100.0	0	0.0
5271 Nuclear Medicine	3	2	100.0	0	0.0
5272 Diagnostic Medical Sonography	11	4	66.7	2	33.3
5291 Nutrition Care	9	4	80.0	1	20.0
5304 Architectural	17	13	100.0	0	0.0
5311 Biomedical Equipment	12	6	85.7	1	14.3
5313 Computer Electro	8	3	100.0	0	0.0
5315 Electro-Mechanical	3	2	100.0	0	0.0
5317 Electronics Major	18	11	91.7	1	8.3
5318 Telecommunications	15	8	100.0	0	0.0

Satisfied with Education

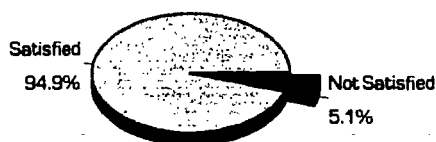


Table 1. Are you satisfied with the education you received at Owens Community College?

Graduates Responding to the Item

Program	Total # Graduates	Yes		No	
		n	%	n	%
1993-1994 Graduates	956	630	94.9	34	5.1
5319 Industrial Electronics	6	5	100.0	0	0.0
5326 Statistical Quality	11	10	100.0	0	0.0
5331 Computer Aided Machining	3	2	66.7	1	33.3
5335 Design/Drafting	23	16	100.0	0	0.0
5336 Technical Illustration	10	6	75.0	2	25.0
5337 Mechanical Engineering	4	2	100.0	0	0.0
5351 Automotive Technology	8	5	100.0	0	0.0
5352 Ford ASSET	14	8	100.0	0	0.0
5353 Automotive Business Mgt.	3	2	100.0	0	0.0
5355 Autobody Repair	1	0	0.0	0	0.0
5357 BSEP	4	1	100.0	0	0.0
5361 Diesel Technology	8	4	100.0	0	0.0
5370 AIT Building Maintenance	5	3	75.0	1	25.0
5371 AIT Mechanical	7	5	100.0	0	0.0
5372 AIT Welding	2	1	100.0	0	0.0
5374 AIT Electrical	10	9	100.0	0	0.0
5376 Industrial Trades	5	1	50.0	1	50.0
5398 ASEP Owens	11	5	100.0	0	0.0
5402 Agri-Business	12	10	100.0	0	0.0
5405 Land & Turf Management	6	5	100.0	0	0.0
5504 LET-Academy	30	17	89.5	2	10.5
5505 Law Enforcement	38	27	90.0	3	10.0
5507 Fire Science	2	1	50.0	1	50.0
5593 Child Development	24	15	100.0	0	0.0
5596 Security Administration	3	3	100.0	0	0.0

Satisfied with Education

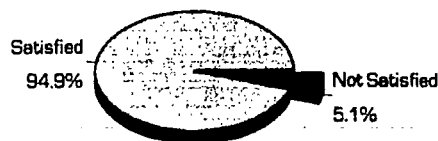


Table 2. Were you satisfied with the classroom/laboratory facilities and equipment provided for instruction by the college?

Graduates Responding to the Item

Program	Total # Graduates	Yes		No	
		n	%	n	%
1993-1994 Graduates	956	576	87.4	83	12.6
5001 Business Management	64	48	100.0	0	0.0
5002 Accounting Technology	59	38	95.0	2	5.0
5003 Financial Management	13	8	88.9	1	11.1
5004 Marketing Sales	39	25	100.0	0	0.0
5010 Hospitality Management	6	3	100.0	0	0.0
5050 Administrative Secretarial	39	23	95.8	1	4.2
5060 Food Service	4	2	100.0	0	0.0
5072 Fashion Merchandising	5	3	100.0	0	0.0
5103 Computer Programming	10	7	87.5	1	12.5
5109 Microbusiness Systems	39	24	92.3	2	7.7
5203 Dental Hygiene	29	21	87.5	3	12.5
5206 Radiation Therapy	14	5	83.3	1	16.7
5207 Radiography	37	24	96.0	1	4.0
5208 Nursing Technology	205	120	78.9	32	21.1
5211 Surgical Technology	13	6	75.0	2	25.0
5212 Optometric Technology	7	4	80.0	1	20.0
5219 Physical Therapy	27	21	95.5	1	4.5
5271 Nuclear Medicine	3	2	100.0	0	0.0
5272 Diagnostic Medical Sonography	11	1	16.7	5	83.3
5291 Nutrition Care	9	4	100.0	0	0.0
5304 Architectural	17	11	84.6	2	15.4
5311 Biomedical Equipment	12	6	85.7	1	14.3
5313 Computer Electro	8	3	100.0	0	0.0
5315 Electro-Mechanical	3	2	100.0	0	0.0
5317 Electronics Major	18	12	100.0	0	0.0
5318 Telecommunications	15	6	75.0	2	25.0

Satisfied w/ Facilities

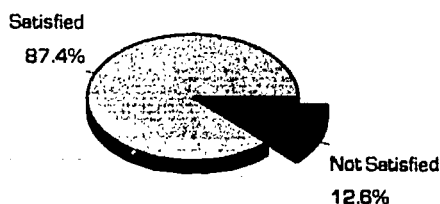


Table 2. Were you satisfied with the classroom/laboratory facilities and equipment provided for instruction by the college?

Graduates Responding to the Item

Program	Total # Graduates	Yes		No	
		n	%	n	%
1993-1994 Graduates	956	576	87.4	83	12.6
5319 Industrial Electronics	6	3	75.0	1	25.0
5326 Statistical Quality	11	9	90.0	1	10.0
5331 Computer Aided Machining	3	2	66.7	1	33.3
5335 Design/Drafting	23	15	93.8	1	6.3
5336 Technical Illustration	10	8	100.0	0	0.0
5337 Mechanical Engineering	4	1	100.0	0	0.0
5351 Automotive Technology	8	5	100.0	0	0.0
5352 Ford ASSET	14	7	87.5	1	12.5
5353 Automotive Business Mgt.	3	2	100.0	0	0.0
5355 Autobody Repair	1	0	0.0	0	0.0
5357 BSEP	4	0	0.0	1	100.0
5361 Diesel Technology	8	3	75.0	1	25.0
5370 AIT Building Maintenance	5	3	75.0	1	25.0
5371 AIT Mechanical	7	5	100.0	0	0.0
5372 AIT Welding	2	1	100.0	0	0.0
5374 AIT Electrical	10	6	66.7	3	33.3
5376 Industrial Trades	5	1	50.0	1	50.0
5398 ASEP Owens	11	4	80.0	1	20.0
5402 Agri-Business	12	10	100.0	0	0.0
5405 Land & Turf Management	6	5	100.0	0	0.0
5504 LET-Academy	30	13	68.4	6	31.6
5505 Law Enforcement	38	26	86.7	4	13.3
5507 Fire Science	2	2	100.0	0	0.0
5593 Child Development	24	13	86.7	2	13.3
5596 Security Administration	3	3	100.0	0	0.0

Satisfied w/ Facilities

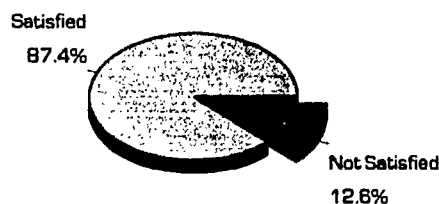


Table 3. Would you recommend Owens Community College to others?

Graduates Responding to the Item

Program	Total # Graduates	Yes		No	
		n	%	n	%
1993-1994 Graduates	956	625	95.1	32	4.9
5001 Business Management	64	47	97.9	1	2.1
5002 Accounting Technology	59	40	100.0	0	0.0
5003 Financial Management	13	9	100.0	0	0.0
5004 Marketing Sales	39	24	96.0	1	4.0
5010 Hospitality Management	6	3	100.0	0	0.0
5050 Administrative Secretarial	39	24	100.0	0	0.0
5060 Food Service	4	3	100.0	0	0.0
5072 Fashion Merchandising	5	3	100.0	0	0.0
5103 Computer Programming	10	7	87.5	1	12.5
5109 Microbusiness Systems	39	25	96.2	1	3.8
5203 Dental Hygiene	29	23	95.8	1	4.2
5206 Radiation Therapy	14	6	85.7	1	14.3
5207 Radiography	37	23	92.0	2	8.0
5208 Nursing Technology	205	141	92.8	11	7.2
5211 Surgical Technology	13	8	100.0	0	0.0
5212 Optometric Technology	7	4	100.0	0	0.0
5219 Physical Therapy	27	22	100.0	0	0.0
5271 Nuclear Medicine	3	2	100.0	0	0.0
5272 Diagnostic Medical Sonography	11	4	80.0	1	20.0
5291 Nutrition Care	9	4	80.0	1	20.0
5304 Architectural	17	12	100.0	0	0.0
5311 Biomedical Equipment	12	7	100.0	0	0.0
5313 Computer Electro	8	3	100.0	0	0.0
5315 Electro-Mechanical	3	2	100.0	0	0.0
5317 Electronics Major	18	12	100.0	0	0.0
5318 Telecommunications	15	7	100.0	0	0.0

Would you recommend Owens?

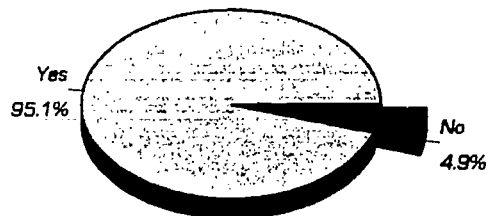


Table 3. Would you recommend Owens Community College to others?

Program	Graduates Responding to the Item				
	Total # Graduates	Yes n	Yes %	No n	No %
1993-1994 Graduates	956	625	95.1	32	4.9
5319 Industrial Electronics	6	5	100.0	0	0.0
5326 Statistical Quality	11	10	100.0	0	0.0
5331 Computer Aided Machining	3	2	66.7	1	33.3
5335 Design/Drafting	23	16	100.0	0	0.0
5336 Technical Illustration	10	6	75.0	2	25.0
5337 Mechanical Engineering	4	2	100.0	0	0.0
5351 Automotive Technology	8	5	100.0	0	0.0
5352 Ford ASSET	14	8	100.0	0	0.0
5353 Automotive Business Mgt.	3	2	100.0	0	0.0
5355 Autobody Repair	1	0	0.0	0	0.0
5357 BSEP	4	0	0.0	0	0.0
5361 Diesel Technology	8	5	100.0	0	0.0
5370 AIT Building Maintenance	5	3	100.0	0	0.0
5371 AIT Mechanical	7	5	100.0	0	0.0
5372 AIT Welding	2	1	100.0	0	0.0
5374 AIT Electrical	10	8	100.0	0	0.0
5376 Industrial Trades	5	1	50.0	1	50.0
5398 ASEP Owens	11	5	100.0	0	0.0
5402 Agri-Business	12	9	90.0	1	10.0
5405 Land & Turf Management	6	5	100.0	0	0.0
5504 LET-Academy	30	16	84.2	3	15.8
5505 Law Enforcement	38	26	89.7	3	10.3
5507 Fire Science	2	2	100.0	0	0.0
5593 Child Development	24	15	100.0	0	0.0
5596 Security Administration	3	3	100.0	0	0.0

Would you recommend Owens?

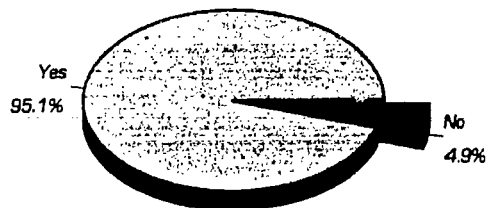


Table 4. If you would recommend Owens Community College to others, what reason(s) would you give?

Graduates Responding to the Item

Program	Total # Graduates	Tuition		Location		Financial Aid		Size	
		n	%	n	%	n	%	n	%
1993-1994 Graduates	956	511	78.3	270	41.3	157	24.0	400	61.3
5001 Business Management	64	37	77.1	21	43.8	7	14.6	33	68.8
5002 Accounting Technology	59	34	85.0	16	40.0	10	25.0	26	65.0
5003 Financial Management	13	8	88.9	2	22.2	2	22.2	8	88.9
5004 Marketing Sales	39	21	84.0	10	40.0	3	12.0	15	60.0
5010 Hospitality Management	6	2	66.7	0	0.0	0	0.0	1	33.3
5050 Administrative Secretarial	39	21	87.5	14	58.3	9	37.5	18	75.0
5060 Food Service	4	3	100.0	2	66.7	0	0.0	1	33.3
5072 Fashion Merchandising	5	2	66.7	0	0.0	1	33.3	1	33.3
5103 Computer Programming	10	6	75.0	2	25.0	1	12.5	3	37.5
5109 Microbusiness Systems	39	22	84.6	10	38.5	8	30.8	18	69.2
5203 Dental Hygiene	29	18	75.0	11	45.8	5	20.8	16	66.7
5206 Radiation Therapy	14	3	50.0	2	33.3	2	33.3	3	50.0
5207 Radiography	37	19	79.2	9	37.5	7	29.2	13	54.2
5208 Nursing Technology	205	117	87.5	76	50.3	42	27.8	94	62.3
5211 Surgical Technology	13	7	87.5	3	37.5	5	62.5	5	62.5
5212 Optometric Technology	7	2	40.0	0	0.0	0	0.0	1	20.0
5219 Physical Therapy	27	19	86.4	7	31.8	2	9.1	15	68.2
5271 Nuclear Medicine	3	2	100.0	1	50.0	0	0.0	0	0.0
5272 Diagnostic Medical Sonography	11	4	80.0	1	20.0	0	0.0	1	20.0
5291 Nutrition Care	9	3	60.0	2	40.0	1	20.0	3	60.0
5304 Architectural	17	9	69.2	6	46.2	1	7.7	8	61.5
5311 Biomedical Equipment	12	6	85.7	3	42.9	3	42.9	5	71.4
5313 Computer Electro	8	3	100.0	0	0.0	1	33.3	1	33.3
5315 Electro-Mechanical	3	2	100.0	2	100.0	0	0.0	1	50.0
5317 Electronics Major	18	10	83.3	8	66.7	6	50.0	8	66.7
5318 Telecommunications	15	5	71.4	3	42.9	2	28.6	3	42.9

Reasons for recommending Owens:

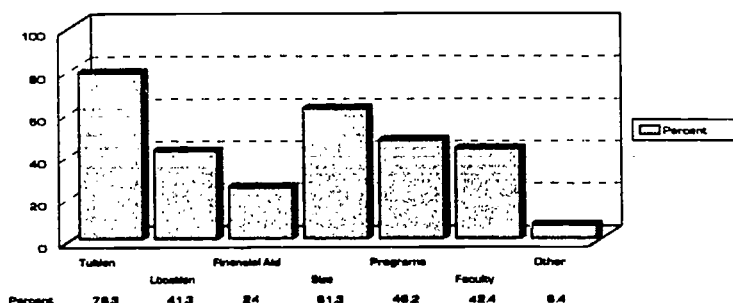


Table 4. If you would recommend Owens Community College to others, what reason(s) would you give?

Graduates Responding to the Item

Program	Total # Graduates	Tuition		Location		Financial Aid		Size	
		n	%	n	%	n	%	n	%
1993-1994 Graduates	956	511	78.3	270	41.3	157	24.0	400	61.3
5319 Industrial Electronics	6	5	100.0	4	80.0	2	40.0	2	40.0
5326 Statistical Quality	11	6	60.0	5	50.0	2	20.0	6	60.0
5331 Computer Aided Machining	3	1	50.0	0	0.0	0	0.0	0	0.0
5335 Design/Drafting	23	9	56.3	3	18.8	2	12.5	9	56.3
5336 Technical Illustration	10	5	71.4	1	14.3	1	14.3	4	57.1
5337 Mechanical Engineering	4	1	50.0	1	50.0	0	0.0	0	0.0
5351 Automotive Technology	8	4	80.0	2	40.0	2	40.0	5	100.0
5352 Ford ASSET	14	6	75.0	5	62.5	2	25.0	4	50.0
5353 Automotive Business Mgt.	3	2	100.0	0	0.0	2	100.0	2	100.0
5355 Autobody Repair	1	0	0.0	0	0.0	0	0.0	0	0.0
5357 BSEP	4	0	0.0	0	0.0	0	0.0	0	0.0
5361 Diesel Technology	8	4	80.0	0	0.0	0	0.0	2	40.0
5370 AIT Building Maintenance	5	1	25.0	1	25.0	1	25.0	0	0.0
5371 AIT Mechanical	7	5	100.0	2	40.0	1	20.0	2	40.0
5372 AIT Welding	2	1	100.0	0	0.0	1	100.0	0	0.0
5374 AIT Electrical	10	5	55.6	4	44.4	1	11.1	3	33.3
5376 Industrial Trades	5	0	0.0	1	100.0	0	0.0	0	0.0
5398 ASEP Owens	11	4	80.0	1	20.0	2	40.0	2	40.0
5402 Agri-Business	12	7	70.0	3	30.0	1	10.0	7	70.0
5405 Land & Turf Management	6	4	80.0	2	40.0	0	0.0	3	60.0
5504 LET-Academy	30	14	77.8	7	38.9	5	27.8	11	61.1
5505 Law Enforcement	38	25	89.3	9	32.1	8	28.6	20	71.4
5507 Fire Science	2	1	50.0	1	50.0	0	0.0	1	50.0
5593 Child Development	24	13	86.7	5	33.3	6	40.0	15	100.0
5596 Security Administration	3	3	100.0	2	66.7	0	0.0	1	33.3

Reasons for recommending Owens:

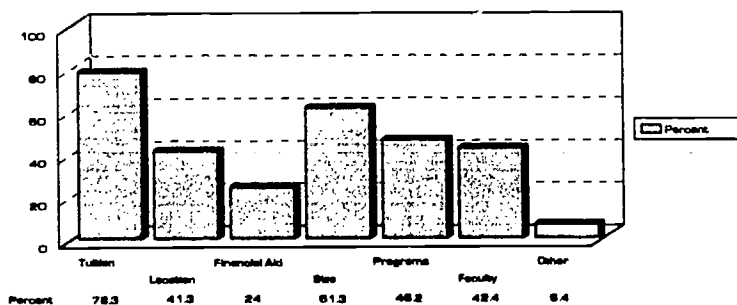


Table 4. If you would recommend Owens Community College to others, what reason(s) would you give?

Program	Total # Graduates	Graduates Responding to the Item					
		Programs		Faculty		Other	
		n	%	n	%	n	%
1993-1994 Graduates	956	302	46.2	277	42.4	42	6.4
5001 Business Management	64	16	33.3	26	54.2	2	4.2
5002 Accounting Technology	59	16	40.0	25	62.5	2	5.0
5003 Financial Management	13	3	33.3	5	55.6	0	0.0
5004 Marketing Sales	39	5	20.0	10	40.0	4	16.0
5010 Hospitality Management	6	2	66.7	0	0.0	0	0.0
5050 Administrative Secretarial	39	6	25.0	13	54.2	2	8.3
5060 Food Service	4	1	33.3	2	66.7	0	0.0
5072 Fashion Merchandising	5	2	66.7	1	33.3	0	0.0
5103 Computer Programming	10	3	37.5	3	37.5	1	12.5
5109 Microbusiness Systems	39	11	42.3	12	46.2	2	7.7
5203 Dental Hygiene	29	10	41.7	8	33.3	3	12.5
5206 Radiation Therapy	14	3	50.0	1	16.7	1	16.7
5207 Radiography	37	9	37.5	10	41.7	2	8.3
5208 Nursing Technology	205	65	43.0	38	25.2	8	5.3
5211 Surgical Technology	13	5	62.5	4	50.0	0	0.0
5212 Optometric Technology	7	1	20.0	1	20.0	1	20.0
5219 Physical Therapy	27	11	50.0	14	63.6	3	13.6
5271 Nuclear Medicine	3	0	0.0	1	50.0	0	0.0
5272 Diagnostic Medical Sonography	11	0	0.0	1	20.0	0	0.0
5291 Nutrition Care	9	3	60.0	1	20.0	1	20.0
5304 Architectural	17	7	53.8	8	61.5	0	0.0
5311 Biomedical Equipment	12	6	85.7	5	71.4	0	0.0
5313 Computer Electro	8	3	100.0	1	33.3	0	0.0
5315 Electro-Mechanical	3	1	50.0	0	0.0	0	0.0
5317 Electronics Major	18	7	58.3	5	41.7	0	0.0
5318 Telecommunications	15	6	85.7	5	71.4	2	28.6

Reasons for recommending Owens:

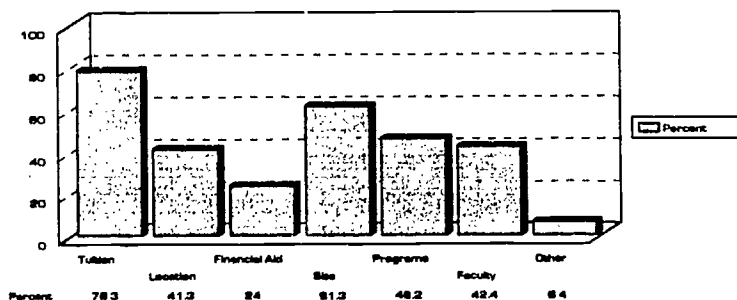


Table 4. If you would recommend Owens Community College to others, what reason(s) would you give?

Program	Total # Graduates	Graduates Responding to the Item					
		Programs		Faculty		Other	
		n	%	n	%	n	%
1993-1994 Graduates	956	302	46.2	277	42.4	42	6.4
5319 Industrial Electronics	6	3	60.0	3	60.0	0	0.0
5326 Statistical Quality	11	7	70.0	4	40.0	1	10.0
5331 Computer Aided Machining	3	1	50.0	2	100.0	0	0.0
5335 Design/Drafting	23	10	62.5	7	43.8	1	6.3
5336 Technical Illustration	10	4	57.1	2	28.6	0	0.0
5337 Mechanical Engineering	4	1	50.0	0	0.0	0	0.0
5351 Automotive Technology	8	4	80.0	4	80.0	0	0.0
5352 Ford ASSET	14	8	100.0	2	25.0	0	0.0
5353 Automotive Business Mgt.	3	1	50.0	1	50.0	0	0.0
5355 Autobody Repair	1	0	0.0	0	0.0	0	0.0
5357 BSEP	4	0	0.0	0	0.0	0	0.0
5361 Diesel Technology	8	3	60.0	4	80.0	0	0.0
5370 AIT Building Maintenance	5	3	75.0	3	75.0	0	0.0
5371 AIT Mechanical	7	4	80.0	1	20.0	0	0.0
5372 AIT Welding	2	1	100.0	1	100.0	0	0.0
5374 AIT Electrical	10	7	77.8	3	33.3	0	0.0
5376 Industrial Trades	5	1	100.0	1	100.0	0	0.0
5398 ASEP Owens	11	3	60.0	2	40.0	1	20.0
5402 Agri-Business	12	5	50.0	7	70.0	1	10.0
5405 Land & Turf Management	6	3	60.0	3	60.0	1	20.0
5504 LET-Academy	30	7	38.9	9	50.0	1	5.6
5505 Law Enforcement	38	15	53.6	13	46.4	1	3.6
5507 Fire Science	2	1	50.0	0	0.0	0	0.0
5593 Child Development	24	6	40.0	5	33.3	1	6.7
5596 Security Administration	3	2	66.7	0	0.0	0	0.0

Reasons for recommending Owens:



Table 5. Are you employed?

Graduates Responding to the Item

Program	Total # Graduates	Yes		No	
		n	%	n	%
1993-1994 Graduates	956	608	91.7	55	8.3
5001 Business Management	64	44	91.7	4	8.3
5002 Accounting Technology	59	33	84.6	6	15.4
5003 Financial Management	13	7	77.8	2	22.2
5004 Marketing Sales	39	23	92.0	2	8.0
5010 Hospitality Management	6	2	100.0	0	0.0
5050 Administrative Secretarial	39	23	100.0	0	0.0
5060 Food Service	4	2	66.7	1	33.3
5072 Fashion Merchandising	5	3	100.0	0	0.0
5103 Computer Programming	10	8	100.0	0	0.0
5109 Microbusiness Systems	39	21	80.0	5	19.2
5203 Dental Hygiene	29	23	95.8	1	4.2
5206 Radiation Therapy	14	6	85.7	1	14.3
5207 Radiography	37	23	92.0	2	8.0
5208 Nursing Technology	205	148	95.5	7	4.5
5211 Surgical Technology	13	8	100.0	0	0.0
5212 Optometric Technology	7	5	100.0	0	0.0
5219 Physical Therapy	27	20	90.0	2	9.1
5271 Nuclear Medicine	3	2	100.0	0	0.0
5272 Diagnostic Medical Sonography	11	6	100.0	0	0.0
5291 Nutrition Care	9	3	60.0	2	40.0
5304 Architectural	17	13	100.0	0	0.0
5311 Biomedical Equipment	12	7	100.0	0	0.0
5313 Computer Electro	8	2	66.7	1	33.3
5315 Electro-Mechanical	3	1	50.0	1	50.0
5317 Electronics Major	18	12	100.0	0	0.0
5318 Telecommunications	15	6	75.0	2	25.0

Are you employed?




Table 5. Are you employed?

Program	Graduates Responding to the Item				
	Total # Graduates	Yes		No	
		n	%	n	%
1993-1994 Graduates	956	608	91.7	55	8.3
5319 Industrial Electronics	6	5	100.0	0	0.0
5326 Statistical Quality	11	10	100.0	0	0.0
5331 Computer Aided Machining	3	3	100.0	0	0.0
5335 Design/Drafting	23	14	93.3	1	6.7
5336 Technical Illustration	10	7	87.5	1	12.5
5337 Mechanical Engineering	4	2	100.0	0	0.0
5351 Automotive Technology	8	4	80.0	1	20.0
5352 Ford ASSET	14	7	100.0	0	0.0
5353 Automotive Business Mgt.	3	2	100.0	0	0.0
5355 Autobody Repair	1	0	0.0	0	0.0
5357 BSEP	4	1	100.0	0	0.0
5361 Diesel Technology	8	5	100.0	0	0.0
5370 AIT Building Maintenance	5	3	75.0	1	25.0
5371 AIT Mechanical	7	5	100.0	0	0.0
5372 AIT Welding	2	1	100.0	0	0.0
5374 AIT Electrical	10	8	88.9	1	11.1
5376 Industrial Trades	5	2	100.0	0	0.0
5398 ASEP Owens	11	5	100.0	0	0.0
5402 Agri-Business	12	10	100.0	0	0.0
5405 Land & Turf Management	6	5	100.0	0	0.0
5504 LET-Academy	30	15	78.9	4	21.1
5505 Law Enforcement	38	24	80.0	6	20.0
5507 Fire Science	2	1	50.0	1	50.0
5593 Child Development	24	15	100.0	0	0.0
5596 Security Administration	3	3	100.0	0	0.0

Are you employed?

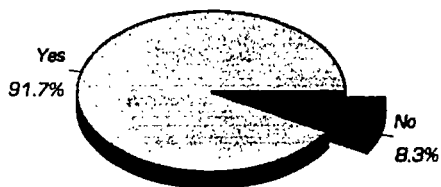
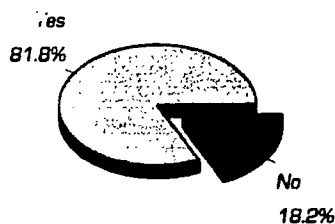


Table 6. Are you employed full-time (more than 32 hours per week)?

Program	Total # Graduates	Yes		No	
		n	%	n	%
1993-1994 Graduates	956	494	81.8	110	18.2
5001 Business Management	64	39	88.6	5	11.4
5002 Accounting Technology	59	23	71.9	9	28.1
5003 Financial Management	13	6	85.7	1	14.3
5004 Marketing Sales	39	22	95.7	1	4.3
5010 Hospitality Management	6	2	100.0	0	0.0
5050 Administrative Secretarial	39	18	78.3	5	21.7
5060 Food Service	4	1	50.0	1	50.0
5072 Fashion Merchandising	5	1	33.3	2	66.7
5103 Computer Programming	10	7	87.5	1	12.5
5109 Microbusiness Systems	39	20	100.0	0	0.0
5203 Dental Hygiene	29	13	56.5	10	43.5
5206 Radiation Therapy	14	4	66.7	2	33.3
5207 Radiography	37	14	60.9	9	39.1
5208 Nursing Technology	205	107	72.8	40	27.2
5211 Surgical Technology	13	6	75.0	2	25.0
5212 Optometric Technology	7	5	100.0	0	0.0
5219 Physical Therapy	27	20	100.0	0	0.0
5271 Nuclear Medicine	3	2	100.0	0	0.0
5272 Diagnostic Medical Sonography	11	4	66.7	2	33.3
5291 Nutrition Care	9	3	100.0	0	0.0
5304 Architectural	17	12	92.3	1	7.7
5311 Biomedical Equipment	12	6	85.7		14.3
5313 Computer Electro	8	2	100.0	0	0.0
5315 Electro-Mechanical	3	1	100.0	0	0.0
5317 Electronics Major	18	10	83.3	2	16.7
5318 Telecommunications	15	6	100.0	0	0.0

Are you employed full-time?



29

Table 6. Are you employed full-time (more than 32 hours per week)?

Program	Total # Graduates	Graduates Responding to the Item			
		Yes		No	
		n	%	n	%
1993-1994 Graduates	956	494	81.8	110	18.2
5319 Industrial Electronics	6	5	100.0	0	0.0
5326 Statistical Quality	11	10	100.0	0	0.0
5331 Computer Aided Machining	3	3	100.0	0	0.0
5335 Design/Drafting	23	12	92.3	1	7.7
5336 Technical Illustration	10	7	100.0	0	0.0
5337 Mechanical Engineering	4	2	100.0	0	0.0
5351 Automotive Technology	8	3	75.0	1	25.1
5352 Ford ASSET	14	7	100.0	0	0.0
5353 Automotive Business Mgt.	3	2	100.0	0	0.0
5355 Autobody Repair	1	0	0.0	0	0.0
5357 BSEP	4	1	100.0	0	0.0
5361 Diesel Technology	8	5	100.0	0	0.0
5370 AIT Building Maintenance	5	3	100.0	0	0.0
5371 AIT Mechanical	7	5	100.0	0	0.0
5372 AIT Welding	2	1	100.0	0	0.0
5374 AIT Electrical	10	7	87.5	1	12.5
5376 Industrial Trades	5	2	100.0	0	0.0
5398 ASEP Owens	11	5	100.0	0	0.0
5402 Agri-Business	12	10	100.0	0	0.0
5405 Land & Turf Management	6	4	80.0	1	20.0
5504 LET-Academy	30	13	86.7	2	13.3
5505 Law Enforcement	38	19	79.2	5	20.8
5507 Fire Science	2	1	100.0	0	0.0
5593 Child Development	24	10	66.7	5	33.3
5596 Security Administration	3	3	100.0	0	0.0

Are you employed full-time?





Table 7. Is your employment related to your program of study at Owens Community College?

Graduates Responding to the Item

Program	Total # Graduates	Yes		No	
		n	%	n	%
1993-1994 Graduates	956	480	79.7	122	20.3
5001 Business Management	64	29	67.4	14	32.6
5002 Accounting Technology	59	12	37.5	20	62.5
5003 Financial Management	13	3	42.9	4	57.1
5004 Marketing Sales	39	15	65.2	8	34.8
5010 Hospitality Management	6	2	100.0	0	0.0
5050 Administrative Secretarial	39	20	87.0	3	13.0
5060 Food Service	4	1	50.0	1	50.0
5072 Fashion Merchandising	5	2	66.7	1	33.3
5103 Computer Programming	10	1	12.5	7	87.5
5109 Microbusiness Systems	39	16	80.0	4	20.0
5203 Dental Hygiene	29	23	100.0	0	0.0
5206 Radiation Therapy	14	4	66.7	2	33.3
5207 Radiography	37	20	95.2	1	4.8
5208 Nursing Technology	205	143	97.3	4	2.7
5211 Surgical Technology	13	7	87.5	1	12.5
5212 Optometric Technology	7	5	100.0	0	0.0
5219 Physical Therapy	27	20	100.0	0	0.0
5271 Nuclear Medicine	3	2	100.0	0	0.0
5272 Diagnostic Medical Sonography	11	3	60.0	2	40.0
5291 Nutrition Care	9	3	100.0	0	0.0
5304 Architectural	17	12	92.3	1	7.7
5311 Biomedical Equipment	12	2	28.6	5	71.4
5313 Computer Electro	8	2	100.0	0	0.0
5315 Electro-Mechanical	3	1	100.0	0	0.0
5317 Electronics Major	18	8	66.7	4	33.3
5318 Telecommunications	15	3	50.0	3	50.0

Is your employment related to
program?



31

Table 7. Is your employment related to your program of study at Owens Community College?

Program	Total # Graduates	Yes		No	
		n	%	n	%
1993-1994 Graduates	956	480	79.7	122	20.3
5319 Industrial Electronics	6	3	60.0	2	40.0
5326 Statistical Quality	11	8	80.0	2	20.0
5331 Computer Aided Machining	3	3	100.0	0	0.0
5335 Design/Drafting	23	11	78.6	3	21.4
5336 Technical Illustration	10	3	42.9	4	57.1
5337 Mechanical Engineering	4	2	100.0	0	0.0
5351 Automotive Technology	8	3	75.0	1	25.0
5352 Ford ASSET	14	8	100.0	0	0.0
5353 Automotive Business Mgt.	3	0	0.0	2	100.0
5355 Autobody Repair	1	0	0.0	0	0.0
5357 BSEP	4	1	100.0	0	0.0
5361 Diesel Technology	8	4	80.0	1	20.0
5370 AIT Building Maintenance	5	3	100.0	0	0.0
5371 AIT Mechanical	7	5	100.0	0	0.0
5372 AIT Welding	2	1	100.0	0	0.0
5374 AIT Electrical	10	7	87.5	1	12.5
5376 Industrial Trades	5	2	100.0	0	0.0
5398 ASEP Owens	11	5	100.0	0	0.0
5402 Agri-Business	12	9	90.0	1	10.0
5405 Land & Turf Management	6	4	80.0	1	20.0
5504 LET-Academy	30	9	60.0	6	40.0
5505 Law Enforcement	38	12	50.0	12	50.0
5507 Fire Science	2	1	100.0	0	0.0
5593 Child Development	24	14	93.3	1	6.7
5596 Security Administration	3	3	100.0	0	0.0

Is your employment related to
program?




Table 8. Were you working in your current position before enrolling at Owens Community College?

Graduates Responding to the Item

Program	Total # Graduates	Yes		No	
		n	%	n	%
1993-1994 Graduates	956	153	25.2	454	74.8
5001 Business Management	64	21	47.7	23	52.3
5002 Accounting Technology	59	11	34.4	21	65.6
5003 Financial Management	13	3	42.9	4	57.1
5004 Marketing Sales	39	8	34.8	15	65.2
5010 Hospitality Management	6	1	50.0	1	50.0
5050 Administrative Secretarial	39	4	17.4	19	82.6
5060 Food Service	4	1	50.0	1	50.0
5072 Fashion Merchandising	5	1	33.3	2	66.7
5103 Computer Programming	10	4	50.0	4	50.0
5109 Microbusiness Systems	39	3	14.3	18	85.7
5203 Dental Hygiene	29	0	0.0	23	100.0
5206 Radiation Therapy	14	2	33.3	4	66.7
5207 Radiography	37	0	0.0	23	100.0
5208 Nursing Technology	205	27	18.4	120	81.6
5211 Surgical Technology	13	1	12.5	7	87.5
5212 Optometric Technology	7	0	0.0	5	100.0
5219 Physical Therapy	27	1	5.0	19	95.0
5271 Nuclear Medicine	3	0	0.0	2	100.0
5272 Diagnostic Medical Sonography	11	1	16.7	5	83.3
5291 Nutrition Care	9	0	0.0	3	100.0
5304 Architectural	17	4	30.8	9	69.2
5311 Biomedical Equipment	12	4	57.1	3	42.9
5313 Computer Electro	8	2	100.0	0	0.0
5315 Electro-Mechanical	3	0	0.0	1	100.0
5317 Electronics Major	18	3	25.0	9	75.0
5318 Telecommunications	15	3	42.9	4	57.1

Were you in this position before OCC?

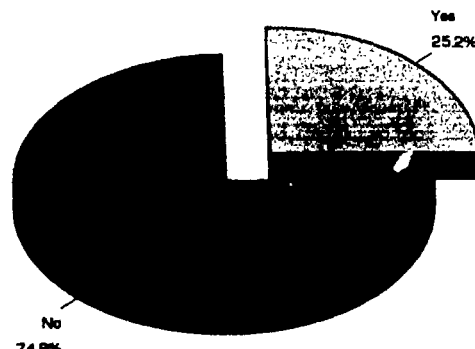



Table 8. Were you working in your current position before enrolling at Owens Community College?

Program	Total # Graduates	Graduates Responding to the Item			
		Yes		No	
		n	%	n	%
1993-1994 Graduates	956	153	25.2	454	74.8
5319 Industrial Electronics	6	2	40.0	3	60.0
5326 Statistical Quality	11	2	20.0	8	80.0
5331 Computer Aided Machining	3	1	33.3	2	66.7
5335 Design/Drafting	23	2	15.4	11	84.6
5336 Technical Illustration	10	4	57.1	3	42.9
5337 Mechanical Engineering	4	0	0.0	2	100.0
5351 Automotive Technology	8	1	25.0	3	75.0
5352 Ford ASSET	14	2	25.0	6	75.0
5353 Automotive Business Mgt.	3	1	50.0	1	50.0
5355 Autobody Repair	1	0	0.0	0	0.0
5357 BSEP	4	0	0.0	1	100.0
5361 Diesel Technology	8	1	20.0	4	80.0
5370 AIT Building Maintenance	5	0	0.0	3	100.0
5371 AIT Mechanical	7	1	20.0	4	80.0
5372 AIT Welding	2	0	0.0	1	100.0
5374 AIT Electrical	10	5	62.5	3	37.5
5376 Industrial Trades	5	2	100.0	0	0.0
5398 ASEP Owens	11	3	60.0	2	40.0
5402 Agri-Business	12	5	50.0	5	50.0
5405 Land & Turf Management	6	1	20.0	4	80.0
5504 LET-Academy	30	4	26.7	11	73.3
5505 Law Enforcement	38	8	33.3	16	66.7
5507 Fire Science	3	0	0.0	1	100.0
5593 Child Development	24	2	13.3	13	86.7
5596 Security Administration	3	1	33.3	2	66.7

Were you in this position before OCC?



28

34

Table 9. Were you working in your current position while attending Owens Community College?

Graduates Responding to the Item

Program	Total # Graduates	Yes		No	
		n	%	n	%
1993-1994 Graduates	956	260	43.0	344	57.0
5001 Business Management	64	30	68.2	14	31.8
5002 Accounting Technology	59	19	59.4	13	40.6
5003 Financial Management	13	4	57.1	3	42.9
5004 Marketing Sales	39	9	39.1	14	60.9
5010 Hospitality Management	6	2	100.0	0	0.0
5050 Administrative Secretarial	39	10	43.5	13	56.5
5060 Food Service	4	1	50.0	1	50.0
5072 Fashion Merchandising	5	1	33.3	2	66.7
5103 Computer Programming	10	5	62.5	3	37.5
5109 Microbusiness Systems	39	7	33.3	14	66.7
5203 Dental Hygiene	29	0	0.0	23	100.0
5206 Radiation Therapy	14	1	16.7	5	83.3
5207 Radiography	37	10	45.5	12	54.5
5208 Nursing Technology	205	35	24.0	111	76.0
5211 Surgical Technology	13	1	14.3	6	85.7
5212 Optometric Technology	7	1	20.0	4	80.0
5219 Physical Therapy	27	2	10.0	18	90.0
5271 Nuclear Medicine	3	0	0.0	2	100.0
5272 Diagnostic Medical Sonography	11	1	16.7	5	83.3
5291 Nutrition Care	9	1	33.3	2	66.7
5304 Architectural	17	7	53.8	6	46.2
5311 Biomedical Equipment	12	5	71.4	2	28.6
5313 Computer Electro	8	2	100.0	0	0.0
5315 Electro-Mechanical	3	0	0.0	1	100.0
5317 Electronics Major	18	5	41.7	3	42.9
5318 Telecommunications	15	4	57.1	3	42.9

Were you in this position while at DCC?

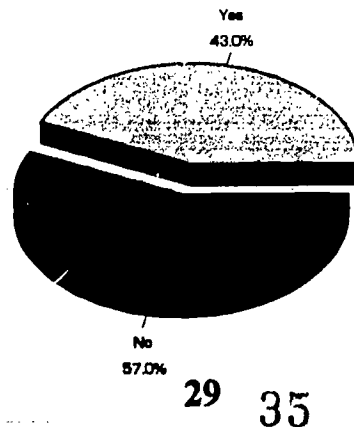
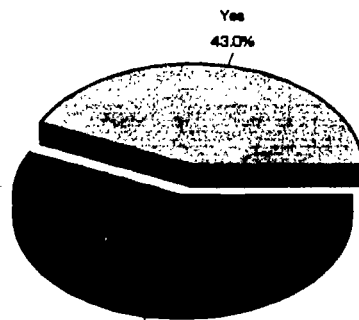


Table 9. Were you working in your current position while attending Owens Community College?

Graduates Responding to the Item

Program	Total # Graduates	Yes		No	
		n	%	n	%
1993-1994 Graduates	956	260	43.0	344	57.0
5319 Industrial Electronics	6	3	60.0	2	40.0
5326 Statistical Quality	11	5	50.0	5	50.0
5331 Computer Aided Machining	3	2	66.7	1	33.3
5335 Design/Drafting	23	6	46.2	7	53.8
5336 Technical Illustration	10	6	85.7	1	14.3
5337 Mechanical Engineering	4	1	50.0	1	50.0
5351 Automotive Technology	8	2	50.0	2	50.0
5352 Ford ASSET	14	8	100.0	0	0.0
5353 Automotive Business Mgt.	3	1	50.0	1	50.0
5355 Autobody Repair	1	0	0.0	0	0.0
5357 BSEP	4	0	0.0	1	100.0
5361 Diesel Technology	8	3	60.0	2	40.0
5370 AIT Building Maintenance	5	1	33.3	2	66.7
5371 AIT Mechanical	7	2	40.0	3	60.0
5372 AIT Welding	2	0	0.0	1	100.0
5374 AIT Electrical	10	6	75.0	2	25.0
5376 Industrial Trades	5	2	100.0	0	0.0
5398 ASEP Owens	11	4	80.0	1	20.0
5402 Agri-Business	12	8	80.0	2	20.0
5405 Land & Turf Management	6	4	80.0	1	20.0
5504 LET-Academy	30	8	53.3	7	46.7
5505 Law Enforcement	38	15	62.5	9	37.5
5507 Fire Science	2	0	0.0	1	100.0
5593 Child Development	24	8	53.3	7	46.7
5596 Security Administration	3	2	66.7	1	33.3

Were you in this position while at OCC?



Yes
43.0%

No
57.0%

30 36

Table 10. Has your Owens Community College education made you a more valuable employee?

Program	Total # Graduates	Yes		No	
		n	%	n	%
1993-1994 Graduates	956	512	85.9	84	14.1
5001 Business Management	64	38	86.4	6	13.6
5002 Accounting Technology	59	22	71.0	9	29.0
5003 Financial Management	13	5	71.4	2	28.6
5004 Marketing Sales	39	14	60.9	9	39.1
5010 Hospitality Management	6	2	100.0	0	0.0
5050 Administrative Secretarial	39	21	91.3	2	8.7
5060 Food Service	4	1	50.0	1	50.0
5072 Fashion Merchandising	5	2	100.0	0	0.0
5103 Computer Programming	10	4	50.0	4	50.0
5109 Microbusiness Systems	39	19	95.0	1	5.0
5203 Dental Hygiene	29	23	100.0	0	0.0
5206 Radiation Therapy	14	5	100.0	0	0.0
5207 Radiography	37	20	90.9	2	9.1
5208 Nursing Technology	205	135	93.8	9	6.2
5211 Surgical Technology	13	7	87.5	1	12.5
5212 Optometric Technology	7	4	80.0	1	20.0
5219 Physical Therapy	27	20	100.0	0	0.0
5271 Nuclear Medicine	3	2	100.0	0	0.0
5272 Diagnostic Medical Sonography	11	4	66.7	2	33.3
5291 Nutrition Care	9	3	100.0	0	0.0
5304 Architectural	17	12	92.3	1	7.7
5311 Biomedical Equipment	12	5	71.4	2	28.6
5313 Computer Electro	8	2	100.0	0	0.0
5315 Electro-Mechanical	3	1	100.0	0	0.0
5317 Electronics Major	18	9	75.0	3	25.0
5318 Telecommunications	15	5	83.3	1	16.7

Are you a more valuable
employee?




Table 10. Has your Owens Community College education made you a more valuable employee?

Graduates Responding to the Item

Program	Total # Graduates	Yes		No	
		n	%	n	%
1993-1994 Graduates	956	512	85.9	84	14.1
5319 Industrial Electronics	6	5	100.0	0	0.0
5326 Statistical Quality	11	9	90.0	1	10.0
5331 Computer Aided Machining	3	2	66.7	1	33.3
5335 Design/Drafting	23	12	85.7	2	14.3
5336 Technical Illustration	10	4	66.7	2	33.3
5337 Mechanical Engineering	4	2	100.0	0	0.0
5351 Automotive Technology	8	4	100.0	0	0.0
5352 Ford ASSET	14	8	100.0	0	0.0
5353 Automotive Business Mgt.	3	1	50.0	1	50.0
5355 Autobody Repair	1	0	0.0	0	0.0
5357 BSEP	4	0	0.0	1	100.0
5361 Diesel Technology	8	5	100.0	0	0.0
5370 AIT Building Maintenance	5	2	100.0	0	0.0
5371 AIT Mechanical	7	5	100.0	0	0.0
5372 AIT Welding	2	1	100.0	0	0.0
5374 AIT Electrical	10	6	75.0	2	25.0
5376 Industrial Trades	5	1	50.0	1	50.0
5398 ASEP Owens	11	5	100.0	0	0.0
5402 Agri-Business	12	7	77.8	2	22.2
5405 Land & Turf Management	6	4	80.0	1	20.0
5504 LET-Academy	30	10	66.7	5	33.3
5505 Law Enforcement	38	15	62.5	9	37.5
5507 Fire Science	2	1	100.0	0	0.0
5593 Child Development	24	15	100.0	0	0.0
5596 Security Administration	3	3	100.0	0	0.0

Are you a more valuable
employee?

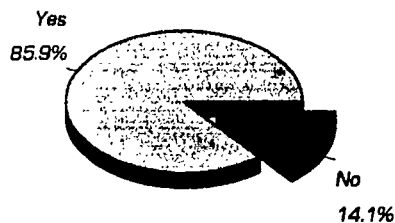


Table 11. Was the Owens Community College Placement Office instrumental in securing your job?

Graduates Responding to the Item

Program	Total # Graduates	Yes		No	
		n	%	n	%
1993-1994 Graduates	956	46	7.7	549	92.3
5001 Business Management	64	2	4.7	41	95.3
5002 Accounting Technology	59	1	3.2	30	96.8
5003 Financial Management	13	1	14.3	6	85.7
5004 Marketing Sales	39	1	4.3	22	95.7
5010 Hospitality Management	6	1	50.0	1	50.0
5050 Administrative Secretarial	39	3	13.0	20	87.0
5060 Food Service	4	0	0.0	2	100.0
5072 Fashion Merchandising	5	0	0.0	3	100.0
5103 Computer Programming	10	0	0.0	8	100.0
5109 Microbusiness Systems	39	1	4.8	20	95.2
5203 Dental Hygiene	29	11	50.0	11	50.0
5206 Radiation Therapy	14	0	0.0	6	100.0
5207 Radiography	37	3	13.0	20	87.0
5208 Nursing Technology	205	5	3.4	140	96.6
5211 Surgical Technology	13	0	0.0	8	100.0
5212 Optometric Technology	7	0	0.0	5	100.0
5219 Physical Therapy	27	0	0.0	20	100.0
5271 Nuclear Medicine	3	0	0.0	2	100.0
5272 Diagnostic Medical Sonography	11	0	0.0	6	100.0
5291 Nutrition Care	9	0	0.0	3	100.0
5304 Architectural	17	2	15.4	11	84.6
5311 Biomedical Equipment	12	0	0.0	7	100.0
5313 Computer Electro	8	0	0.0	2	100.0
5315 Electro-Mechanical	3	1	100.0	0	0.0
5317 Electronics Major	18	3	25.0	9	75.0
5318 Telecommunications	15	1	14.3	6	85.7

Did the OCC Placement Office help?




Table 11. Was the Owens Community College Placement Office instrumental in securing your job?

Graduates Responding to the Item

Program	Total # Graduates	Yes		No	
		n	%	n	%
1993-1994 Graduates	956	46	7.7	549	92.3
5319 Industrial Electronics	6	0	0.0	5	100.0
5326 Statistical Quality	11	0	0.0	10	100.0
5331 Computer Aided Machining	3	1	33.3	2	66.7
5335 Design/Drafting	23	3	21.4	11	78.6
5336 Technical Illustration	10	0	0.0	7	100.0
5337 Mechanical Engineering	4	0	0.0	2	100.0
5351 Automotive Technology	8	0	0.0	3	100.0
5352 Ford ASSET	14	0	0.0	6	100.0
5353 Automotive Business Mgt.	3	0	0.0	2	100.0
5355 Autobody Repair	1	0	0.0	0	0.0
5357 BSEP	4	0	0.0	1	100.0
5361 Diesel Technology	8	0	0.0	4	100.0
5370 AIT Building Maintenance	5	1	33.3	2	66.7
5371 AIT Mechanical	7	0	0.0	5	100.0
5372 AIT Welding	2	0	0.0	0	0.0
5374 AIT Electrical	10	1	12.5	7	87.5
5376 Industrial Trades	5	0	0.0	2	100.0
5398 ASEP Owens	11	0	0.0	5	100.0
5402 Agri-Business	12	0	0.0	8	100.0
5405 Land & Turf Management	6	0	0.0	5	100.0
5504 LET-Academy	30	1	6.7	14	93.3
5505 Law Enforcement	38	2	8.3	22	91.7
5507 Fire Science	2	0	0.0	1	100.0
5593 Child Development	24	1	7.1	13	92.9
5596 Security Administration	3	0	0.0	3	100.0

Did the OXC Placement Office help?




Table 12. What is the name of your employer?

Program	Graduates Responding to the Item	
	Total # Graduates	(A Sample of Responses)
1993-1994 Graduates	956	
5001 Business Management	64	Andersons; AT&T; City of Toledo
5002 Accounting Technology	59	F & M Distributors; PreFinish Metals
5003 Financial Management	13	City of Bowling Green; MidAm Bank
5004 Marketing Sales	39	Findlay Publishing; Frito-Lay
5010 Hospitality Management	6	
5050 Administrative Secretarial	39	Blanchard Valley Hospital; Carey Elementary School
5060 Food Service	4	Belmont Country Club; Boston Chicken
5072 Fashion Merchandising	5	Elder-Beerman
5103 Computer Programming	10	
5109 Microbusiness Systems	39	Catholic Chronicle; Creative Marketing Enterprises
5203 Dental Hygiene	29	Dr. Brent Fissel, DDS; Dr. Curl, DMS
5206 Radiation Therapy	14	MCO Hospital; MidMichigan Regional Medical Ctr.
5207 Radiography	37	Wood County Hospital; St. Charles Hospital
5208 Nursing Technology	205	Autumnwood Care Center; Blanchard Valley Hospital
5211 Surgical Technology	13	MCO Hospital; St. Charles Hospital
5212 Optometric Technology	7	Dr. B.S. Romanoff; Drs. Cable, Spohn, & Brodie
5219 Physical Therapy	27	American Physical Rehab Network; APRN
5271 Nuclear Medicine	3	Memorial Hospital; NW Ohio Cardiology Consultants
5272 Diagnostic Medical Sonography	11	Baptist Hospital East; Riverside Hospital
5291 Nutrition Care	9	Horizon Healthcare-Autumnwood; U. Michigan
5304 Architectural	17	Asher; Columbia Gas
5311 Biomedical Equipment	12	Shugarman Surgical Supply, Inc.; The Toledo Hospital
5313 Computer Electro	8	Unisys Corporation
5315 Electro-Mechanical	3	Office Products, Inc.
5317 Electronics Major	18	American Greetings; Clarke/American-Lincoln
5318 Telecommunications	15	Ameritech; Intelicon

***A COMPLETE LISTING FOR EACH PROGRAM CAN BE REQUESTED FROM THE OFFICE OF INSTITUTIONAL RESEARCH**

Table 12. What is the name of your employer?

Program	Graduates Responding to the Item	
	Total # Graduates	(A Sample of Responses)
1993-1994 Graduates	956	
5319 Industrial Electronics	6	Handcor; Slates Electryk, Inc.
5326 Statistical Quality	11	Createe Corporation; GM Powertrain Division
5331 Computer Aided Machining	3	Crum Manufacturing; Durivage Pattern
5335 Design/Drafting	23	APPart Technical Center; Benchmark Engineering
5336 Technical Illustration	10	OfficeMax; Omnisource Corporation
5337 Mechanical Engineering	4	Impact Cutoff; Whirlpool
5351 Automotive Technology	8	Bowling Green Lincoln-Mercury; Genuine Parts Corp.
5352 Ford ASSET	14	Brondes Motor Sales; Findlay Ford L/M
5353 Automotive Business Mgt.	3	Lighthouse Pools; Modine Manufacturing Co.
5355 Autobody Repair	1	
5357 BSEP	4	Brown Body & Paint
5361 Diesel Technology	8	Buck & Knobby Equipment Co.; Harry Von Dayton Co.
5370 AIT Building Maintenance	5	Buckeye Management Co.; Days Inn
5371 AIT Mechanical	7	Grenn Manufacturing, Inc; Reichert
5372 AIT Welding	2	APParts
5374 AIT Electrical	10	Chrysler-Jeep; Glasstech R&D
5376 Industrial Trades	5	Sun refining & Marketing
5398 ASEP Owens	11	Dave Knapp; David White Chevrolet
5402 Agri-Business	12	Joe Collingwood; Luckey Farmers, Inc.
5405 Land & Turf Management	6	Applins Lawn Service; Donnell
5504 LET-Academy	30	City of Toledo; Correction Center of NW Ohio
5505 Law Enforcement	38	Asset Security; Bell Security Services
5507 Fire Science	2	Chrysler
5593 Child Development	24	Calvary Christian School; Children's Discovery Center
5596 Security Administration	3	Rumpf Security Services, Inc.; Woodland Mall Security

***A COMPLETE LISTING FOR EACH PROGRAM CAN BE REQUESTED FROM THE OFFICE OF INSTITUTIONAL RESEARCH**

Table 13. In what county is your employer located?

Program	Total # Graduates	Graduates Responding to the Item							
		Lucas		Wood		Hancock		Other	
		n	%	n	%	n	%	n	%
1993-1994 Graduates	956	302	50.8	73	12.3	68	11.4	152	25.5
5001 Business Management	64	24	54.5	11	25.0	4	9.1	5	11.4
5002 Accounting Technology	59	17	54.8	10	32.3	2	6.5	2	6.5
5003 Financial Management	13	4	57.1	2	28.6	1	14.3	0	0.0
5004 Marketing Sales	39	11	47.8	0	0.0	6	26.1	6	26.1
5010 Hospitality Management	6	2	100.0	0	0.0	0	0.0	0	0.0
5050 Administrative Secretarial	39	9	39.1	6	26.1	6	26.1	2	8.7
5060 Food Service	4	2	100.0	0	0.0	0	0.0	0	0.0
5072 Fashion Merchandising	5	2	66.7	0	0.0	1	33.3	0	0.0
5103 Computer Programming	10	7	100.0	0	0.0	0	0.0	0	0.0
5109 Microbusiness Systems	39	7	33.3	3	14.3	10	47.6	1	4.8
5203 Dental Hygiene	29	11	50.0	2	9.1	0	0.0	9	40.9
5206 Radiation Therapy	14	2	40.0	1	20.0	0	0.0	2	40.0
5207 Radiography	37	14	63.6	1	4.5	1	4.5	6	27.3
5208 Nursing Technology	205	70	47.9	4	2.7	14	9.6	58	39.7
5211 Surgical Technology	13	8	100.0	0	0.0	0	0.0	0	0.0
5212 Optometric Technology	7	4	80.0	0	0.0	0	0.0	0	0.0
5219 Physical Therapy	27	12	63.2	0	0.0	0	0.0	7	36.8
5271 Nuclear Medicine	3	1	50.0	0	0.0	0	0.0	1	50.0
5272 Diagnostic Medical Sonography 11	2	2	33.3	1	16.7	0	0.0	3	50.0
5291 Nutrition Care	9	1	33.3	0	0.0	0	0.0	2	66.7
5304 Architectural	17	5	41.7	1	8.3	1	8.3	5	41.7
5311 Biomedical Equipment	12	7	100.0	0	0.0	0	0.0	0	0.0
5313 Computer Electro	8	1	50.0	1	50.0	0	0.0	0	0.0
5315 Electro-Mechanical	3	1	100.0	0	0.0	0	0.0	0	0.0
5317 Electronics Major	18	3	25.0	4	33.3	2	16.7	3	25.0
5318 Telecommunications	15	3	50.0	2	33.3	0	0.0	1	16.7

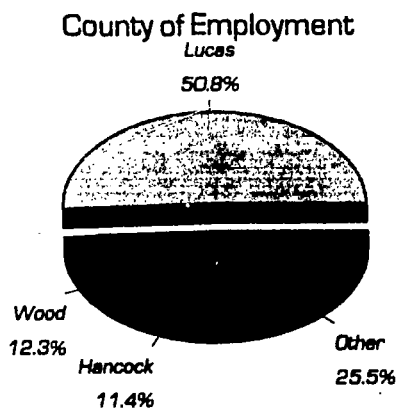


Table 13. In what county is your employer located?

Program	Total # Graduates	Graduates Responding to the Item							
		Lucas		Wood		Hancock		Other	
		n	%	n	%	n	%	n	%
1993-1994 Graduates	956	302	50.8	73	12.3	68	11.4	152	25.5
5319 Industrial Electronics	6	2	40.0	0	0.0	3	60.0	0	0.0
5326 Statistical Quality	11	7	70.0	1	10.0	1	10.0	1	10.0
5331 Computer Aided Machining	3	2	66.7	0	0.0	0	0.0	1	33.3
5335 Design/Drafting	23	7	53.8	1	7.7	2	15.4	3	23.1
5336 Technical Illustration	10	5	71.4	1	14.3	0	0.0	1	14.3
5337 Mechanical Engineering	4	1	50.0	0	0.0	1	50.0	0	0.0
5351 Automotive Technology	8	2	50.0	1	25.0	0	0.0	1	25.0
5352 Ford ASSET	14	3	37.5	1	12.5	2	25.0	2	25.0
5353 Automotive Business Mgt.	3	1	50.0	1	50.0	0	0.0	0	0.0
5355 Autobody Repair	1	0	0.0	0	0.0	0	0.0	0	0.0
5357 BSEP	4	1	100.0	0	0.0	0	0.0	0	0.0
5361 Diesel Technology	8	1	25.0	1	25.0	0	0.0	2	50.0
5370 AIT Building Maintenance	5	2	66.7	0	0.0	0	0.0	1	33.3
5371 AIT Mechanical	7	1	20.0	1	20.0	1	20.0	2	40.0
5372 AIT Welding	2	1	100.0	0	0.0	0	0.0	0	0.0
5374 AIT Electrical	10	1	12.5	2	25.0	0	0.0	5	62.5
5376 Industrial Trades	5	1	50.0	0	0.0	1	50.0	0	0.0
5398 ASEP Owens	11	2	40.0	0	0.0	1	20.0	2	40.0
5402 Agri-Business	12	3	33.3	4	44.4	1	11.1	1	11.1
5405 Land & Turf Management	6	2	40.0	2	40.0	0	0.0	1	20.0
5504 LET-Academy	30	10	66.7	1	6.7	1	6.7	3	20.0
5505 Law Enforcement	38	9	37.5	4	16.7	6	25.0	5	20.8
5507 Fire Science	2	0	0.0	1	100.0	0	0.0	0	0.0
5593 Child Development	24	7	50.0	1	7.1	0	0.0	6	42.9
5596 Security Administration	3	1	33.3	1	33.3	0	0.0	1	33.3

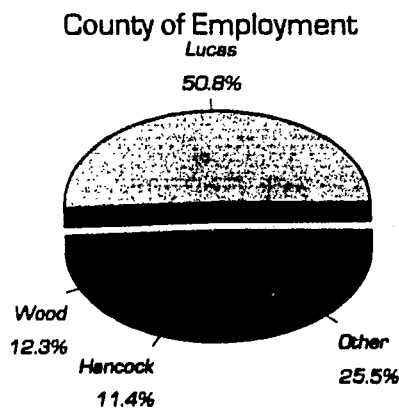


Table 14. What is your job title?

Program	Graduates Responding to the Item	
	Total # Graduates	(A Sample of Responses)
1993-1994 Graduates	956	
5001 Business Management	64	Manager; Assistant Manager
5002 Accounting Technology	59	Corporate Accountant; Bookkeeper
5003 Financial Management	13	Customer Service Coordinator; Computer Operator
5004 Marketing Sales	39	Account Executive; Sales Representative
5010 Hospitality Management	6	
5050 Administrative Secretarial	39	Administrative Secretary; Office Manager
5060 Food Service	4	Assistant Chef; Food Prep
5072 Fashion Merchandising	5	Sales Associate; Owner
5103 Computer Programming	10	Computer Operator; Davis-Besse Programmer
5109 Microbusiness Systems	39	Office Manager; Editorial Assistant
5203 Dental Hygiene	29	Registered Dental Hygienist; Dental Hygienist
5206 Radiation Therapy	14	Radiation Therapist; Lab Tech I
5207 Radiography	37	Radiographer; Staff Radiographer
5208 Nursing Technology	205	Registered Nurse; Staff Nurse, RN
5211 Surgical Technology	13	Certified Surgical Technician; Surgical Technologist
5212 Optometric Technology	7	Licensed Optician; Optometric Technician
5219 Physical Therapy	27	Physical Therapy Assistant PTA); Licensed PTA
5271 Nuclear Medicine	3	Nuclear Medicine Technologist
5272 Diagnostic Medical Sonography	11	Sonographer; Diagnostic Medical Sonographer
5291 Nutrition Care	9	Dietetic Technician; Dietary Manager
5304 Architectural	17	Appraiser; Shop Foreman
5311 Biomedical Equipment	12	Service and Repair
5313 Computer Electro	8	Technical Support Leader; Computer Maintenance
5315 Electro-Mechanical	3	Technical Representative
5317 Electronics Major	18	Computer Technician; Engineering Technician
5318 Telecommunications	15	Service Representative; Splicing Technician

***A COMPLETE LISTING FOR EACH PROGRAM CAN BE REQUESTED FROM THE OFFICE OF INSTITUTIONAL RESEARCH**

Table 14. What is your job title?

Program	Graduates Responding to the Item	
	Total # Graduates	(A Sample of Responses)
1993-1994 Graduates	956	
5319 Industrial Electronics	6	Machine Repair Technician
5326 Statistical Quality	11	Assistant Quality Coordinator; Inspector
5331 Computer Aided Machining	3	Tool Maker; Design Engineering
5335 Design/Drafting	23	Draftsman; Design Engineer
5336 Technical Illustration	10	Advertising; Information Systems Assistant
5337 Mechanical Engineering	4	Process Technician
5351 Automotive Technology	8	Auto Technician; Driver
5352 Ford ASSET	14	Automotive Technician; Auto Mechanic
5353 Automotive Business Mgt.	3	Processor B
5355 Autobody Repair	1	
5357 BSEP	4	Office Advisor
5361 Diesel Technology	8	Service Technician; Truck Mechanic
5370 AIT Building Maintenance	5	Co-Manager; Maintenance
5371 AIT Mechanical	7	Class A Operator; Machinist
5372 AIT Welding	2	Welder
5374 AIT Electrical	10	Area Manager; Millwright
5376 Industrial Trades	5	Chief Operator; Apprenticeship Trainer
5398 ASEP Owens	11	Automotive Technician; Mechanic
5402 Agri-Business	12	Feed Mill Operator; Agronomist
5405 Land & Turf Management	6	Assistant Grounds Superintendent; Owner/Operator
5504 LET-Academy	30	Patrolman; Correction Officer
5505 Law Enforcement	38	Chief of Security; Alarm Monitor
5507 Fire Science	2	Fire Security Officer (FSO)
5593 Child Development	24	Lead Teacher; Preschool Teacher
5596 Security Administration	3	Security Officer

***A COMPLETE LISTING FOR EACH PROGRAM CAN BE REQUESTED FROM THE OFFICE OF INSTITUTIONAL RESEARCH**

Table 15. What is your annual salary?

Program	Total # Graduates	Graduates Responding to the Item							
		<\$13,000		\$13,000- \$14,999		\$15,000- \$16,999		\$17,000- \$18,999	
		n	%	n	%	n	%	n	%
1993-1994 Graduates	956	91	16.8	56	10.3	38	7.0	44	8.1
5001 Business Management	64	8	21.1	6	15.8	2	5.3	3	7.9
5002 Accounting Technology	59	13	44.8	4	13.8	2	6.9	3	10.3
5003 Financial Management	13	0	0.0	1	20.0	1	20.0	1	20.0
5004 Marketing Sales	39	3	13.6	1	4.5	3	13.6	4	18.2
5010 Hospitality Management	6	0	0.0	0	0.0	0	0.0	1	100.0
5050 Administrative Secretarial	39	8	40.0	7	35.0	1	5.0	2	10.0
5060 Food Service	4	1	50.0	0	0.0	0	0.0	1	50.0
5072 Fashion Merchandising	5	3	100.0	0	0.0	0	0.0	0	0.0
5103 Computer Programming	10	4	50.0	0	0.0	0	0.0	1	12.5
5109 Microbusiness Systems	39	2	12.5	3	18.8	2	12.5	3	18.8
5203 Dental Hygiene	29	0	0.0	1	4.5	0	0.0	0	0.0
5206 Radiation Therapy	14	2	40.0	0	0.0	0	0.0	0	0.0
5207 Radiography	37	4	20.0	3	15.0	0	0.0	3	15.0
5208 Nursing Technology	205	6	4.6	7	5.4	8	6.2	6	4.6
5211 Surgical Technology	13	1	12.5	2	25.0	1	12.5	0	0.0
5212 Optometric Technology	7	0	0.0	1	33.3	0	0.0	1	33.3
5219 Physical Therapy	27	0	0.0	0	0.0	0	0.0	0	0.0
5271 Nuclear Medicine	3	0	0.0	0	0.0	0	0.0	0	0.0
5272 Diagnostic Medical Sonography	11	2	33.3	1	16.7	0	0.0	1	16.7
5291 Nutrition Care	9	0	0.0	1	33.3	2	66.7	0	0.0
5304 Architectural	17	2	15.4	1	7.7	0	0.0	2	15.4
5311 Biomedical Equipment	12	0	0.0	0	0.0	2	28.6	1	14.3
5313 Computer Electro	8	0	0.0	0	0.0	0	0.0	0	0.0
5315 Electro-Mechanical	3	0	0.0	0	0.0	0	0.0	0	0.0
5317 Electronics Major	18	2	20.0	1	10.0	0	0.0	0	0.0
5318 Telecommunications	15	0	0.0	0	0.0	1	25.0	0	0.0

What is your annual salary?

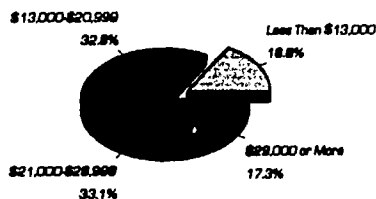


Table 15. What is your annual salary?

Program	Total # Graduates	Graduates Responding to the Item							
		<\$13,000		\$13,000- \$14,999		\$15,000- \$16,999		\$17,000- \$18,999	
		n	%	n	%	n	%	n	%
1993-1994 Graduates	956	91	16.8	56	10.3	38	7.0	44	8.1
5319 Industrial Electronics	6	0	0.0	0	0.0	0	0.0	2	40.0
5326 Statistical Quality	11	0	0.0	1	11.1	0	0.0	0	0.0
5331 Computer Aided Machining	3	0	0.0	0	0.0	0	0.0	0	0.0
5335 Design/Drafting	23	3	23.1	0	0.0	0	0.0	2	15.4
5336 Technical Illustration	10	1	16.7	0	0.0	1	16.7	1	16.7
5337 Mechanical Engineering	4	0	0.0	0	0.0	1	50.0	0	0.0
5351 Automotive Technology	8	1	25.0	1	25.0	0	0.0	0	0.0
5352 Ford ASSET	14	0	0.0	2	25.0	1	12.5	1	12.5
5353 Automotive Business Mgt.	3	0	0.0	1	50.0	0	0.0	0	0.0
5355 Autobody Repair	1	0	0.0	0	0.0	0	0.0	0	0.0
5357 BSEP	4	0	0.0	0	0.0	0	0.0	1	100.0
5361 Diesel Technology	8	0	0.0	0	0.0	0	0.0	0	0.0
5370 AIT Building Maintenance	5	0	0.0	1	33.3	0	0.0	1	33.3
5371 AIT Mechanical	7	0	0.0	0	0.0	0	0.0	1	25.0
5372 AIT Welding	2	0	0.0	0	0.0	0	0.0	0	0.0
5374 AIT Electrical	10	0	0.0	1	14.3	1	14.3	1	14.3
5376 Industrial Trades	5	0	0.0	0	0.0	0	0.0	0	0.0
5398 ASEP Owens	11	0	0.0	1	25.0	1	25.0	1	25.0
5402 Agri-Business	12	0	0.0	1	11.1	1	11.1	0	0.0
5405 Land & Turf Management	6	0	0.0	0	0.0	0	0.0	1	33.3
5504 LET-Academy	30	8	57.1	2	14.3	1	7.1	1	7.1
5505 Law Enforcement	38	8	38.1	1	4.8	3	14.3	1	4.8
5507 Fire Science	2	0	0.0	1	100.0	0	0.0	0	0.0
5593 Child Development	24	8	57.1	3	21.4	3	21.4	0	0.0
5596 Security Administration	3	1	33.3	0	0.0	0	0.0	0	0.0

What is your annual salary?

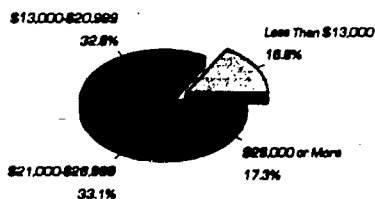


Table 15. What is your annual salary?

Program	Total # Graduates	Graduates Responding to the Item							
		\$19,000- \$20,999		\$21,000- \$22,999		\$23,000- \$24,999		\$25,000- \$26,999	
		n	%	n	%	n	%	n	%
1993-1994 Graduates	956	40	7.4	40	7.4	45	8.3	53	9.8
5001 Business Management	64	2	5.3	7	18.4	0	0.0	2	5.3
5002 Accounting Technology	59	0	0.0	1	3.4	1	3.4	2	6.9
5003 Financial Management	13	1	20.0	0	0.0	0	0.0	1	20.0
5004 Marketing Sales	39	5	22.7	3	13.6	1	4.5	1	4.5
5010 Hospitality Management	6	1	100.0	0	0.0	0	0.0	0	0.0
5050 Administrative Secretarial	39	0	0.0	1	5.0	0	0.0	0	0.0
5060 Food Service	4	1	50.0	0	0.0	0	0.0	0	0.0
5072 Fashion Merchandising	5	0	0.0	0	0.0	0	0.0	0	0.0
5103 Computer Programming	10	1	12.5	0	0.0	1	12.5	0	0.0
5109 Microbusiness Systems	39	2	12.5	3	18.8	0	0.0	1	6.3
5203 Dental Hygiene	29	2	9.1	3	13.6	3	13.6	3	13.6
5206 Radiation Therapy	14	0	0.0	0	0.0	0	0.0	0	0.0
5207 Radiography	37	1	5.0	3	15.0	3	15.0	3	15.0
5208 Nursing Technology	205	5	3.8	5	3.8	21	16.2	26	20.0
5211 Surgical Technology	13	1	12.5	2	25.0	1	12.5	0	0.0
5212 Optometric Technology	7	0	0.0	1	33.3	0	0.0	0	0.0
5219 Physical Therapy	27	0	0.0	0	0.0	1	5.0	6	30.0
5271 Nuclear Medicine	3	0	0.0	0	0.0	0	0.0	0	0.0
5272 Diagnostic Medical Sonography	11	0	0.0	0	0.0	1	16.7	1	16.7
5291 Nutrition Care	9	0	0.0	0	0.0	0	0.0	0	0.0
5304 Architectural	17	2	15.4	1	7.7	0	0.0	1	7.7
5311 Biomedical Equipment	12	0	0.0	1	14.3	0	0.0	0	0.0
5313 Computer Electro	8	0	0.0	0	0.0	0	0.0	1	50.0
5315 Electro-Mechanical	3	0	0.0	1	100.0	0	0.0	0	0.0
5317 Electronics Major	18	2	20.0	0	0.0	2	20.0	1	10.0
5318 Telecommunications	15	1	25.0	0	0.0	0	0.0	0	0.0

What is your annual salary?

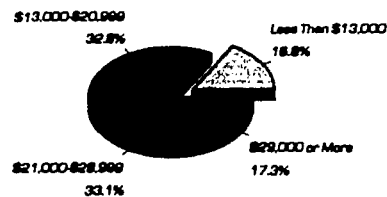


Table 15. What is your annual salary?

Program	Total # Graduates	Graduates Responding to the Item							
		\$19,000- \$20,999		\$21,000- \$22,999		\$23,000- \$24,999		\$25,000- \$26,999	
		n	%	n	%	n	%	n	%
1993-1994 Graduates	956	40	7.4	40	7.4	45	8.3	53	9.8
5319 Industrial Electronics	6	0	0.0	0	0.0	1	20.0	0	0.0
5326 Statistical Quality	11	2	22.2	0	0.0	1	11.1	0	0.0
5331 Computer Aided Machining	3	0	0.0	1	33.3	0	0.0	0	0.0
5335 Design/Drafting	23	2	15.4	0	0.0	2	15.4	0	0.0
5336 Technical Illustration	10	1	16.7	0	0.0	1	16.7	0	0.0
5337 Mechanical Engineering	4	0	0.0	0	0.0	0	0.0	0	0.0
5351 Automotive Technology	8	0	0.0	0	0.0	1	25.0	0	0.0
5352 Ford ASSET	14	3	37.5	0	0.0	0	0.0	0	0.0
5353 Automotive Business Mgt.	3	0	0.0	1	50.0	0	0.0	0	0.0
5355 Autobody Repair	1	0	0.0	0	0.0	0	0.0	0	0.0
5357 BSEP	4	0	0.0	0	0.0	0	0.0	0	0.0
5361 Diesel Technology	8	0	0.0	1	33.3	0	0.0	0	0.0
5370 AIT Building Maintenance	5	0	0.0	0	0.0	1	33.3	0	0.0
5371 AIT Mechanical	7	1	25.0	0	0.0	0	0.0	2	50.0
5372 AIT Welding	2	1	100.0	0	0.0	0	0.0	0	0.0
5374 AIT Electrical	10	0	0.0	0	0.0	0	0.0	0	0.0
5376 Industrial Trades	5	0	0.0	0	0.0	0	0.0	0	0.0
5398 ASEP Owens	11	0	0.0	0	0.0	0	0.0	0	0.0
5402 Agri-Business	12	0	0.0	2	22.2	2	22.2	1	11.1
5405 Land & Turf Management	6	1	33.3	1	33.3	0	0.0	0	0.0
5504 LET-Academy	30	1	7.1	0	0.0	0	0.0	0	0.0
5505 Law Enforcement	38	1	4.8	2	9.5	1	4.8	0	0.0
5507 Fire Science	2	0	0.0	0	0.0	0	0.0	0	0.0
5593 Child Development	24	0	0.0	0	0.0	0	0.0	0	0.0
5596 Security Administration	3	0	0.0	0	0.0	0	0.0	1	33.3

What is your annual salary?

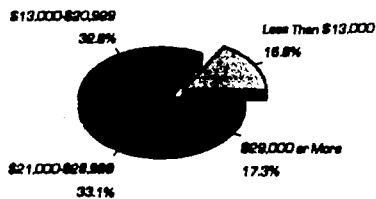


Table 15. What is your annual salary?

Program	Total # Graduates	Graduates Responding to the Item							
		\$27,000- \$28,999		\$29,000- \$30,999		\$31,000- \$33,000		>\$33,000	
		n	%	n	%	n	%	n	%
1993-1994 Graduates	956	41	7.6	27	5.0	24	4.4	43	7.9
5001 Business Management	64	2	5.3	2	5.3	2	5.3	2	5.3
5002 Accounting Technology	59	0	0.0	1	3.4	0	0.0	2	6.9
5003 Financial Management	13	0	0.0	0	0.0	0	0.0	0	0.0
5004 Marketing Sales	39	1	4.5	0	0.0	0	0.0	0	0.0
5010 Hospitality Management	6	0	0.0	0	0.0	0	0.0	0	0.0
5050 Administrative Secretarial	39	1	5.0	0	0.0	0	0.0	0	0.0
5060 Food Service	4	0	0.0	0	0.0	0	0.0	0	0.0
5072 Fashion Merchandising	5	0	0.0	0	0.0	0	0.0	0	0.0
5103 Computer Programming	10	1	12.5	0	0.0	0	0.0	0	0.0
5109 Microbusiness Systems	39	0	0.0	0	0.0	0	0.0	0	0.0
5203 Dental Hygiene	29	4	18.2	2	9.1	2	9.1	2	9.1
5206 Radiation Therapy	14	0	0.0	2	40.0	1	20.0	0	0.0
5207 Radiography	37	0	0.0	0	0.0	0	0.0	0	0.0
5208 Nursing Technology	205	23	17.7	11	8.5	7	5.4	5	3.8
5211 Surgical Technology	13	0	0.0	0	0.0	0	0.0	0	0.0
5212 Optometric Technology	7	0	0.0	0	0.0	0	0.0	0	0.0
5219 Physical Therapy	27	3	15.0	1	5.0	4	20.0	5	25.0
5271 Nuclear Medicine	3	2	100.0	0	0.0	0	0.0	0	0.0
5272 Diagnostic Medical Sonography	11	0	0.0	0	0.0	0	0.0	0	0.0
5291 Nutrition Care	9	0	0.0	0	0.0	0	0.0	0	0.0
5304 Architectural	17	0	0.0	1	7.1	2	15.4	1	7.7
5311 Biomedical Equipment	12	0	0.0	1	14.3	2	28.6	0	0.0
5313 Computer Electro	8	0	0.0	0	0.0	0	0.0	1	50.0
5315 Electro-Mechanical	3	0	0.0	0	0.0	0	0.0	0	0.0
5317 Electronics Major	18	0	0.0	1	10.0	1	10.0	0	0.0
5318 Telecommunications	15	0	0.0	0	0.0	0	0.0	2	50.0

What is your annual salary?

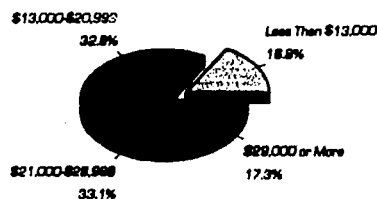


Table 15. What is your annual salary?

Program	Total # Graduates	Graduates Responding to the Item							
		\$27,000- \$28,999		\$29,000- \$30,999		\$31,000- \$33,000		>\$33,000	
		n	%	n	%	n	%	n	%
1993-1994 Graduates	956	41	7.6	27	5.0	24	4.4	43	7.9
5319 Industrial Electronics	6	0	0.0	1	20.0	0	0.0	1	20.0
5326 Statistical Quality	11	0	0.0	0	0.0	0	0.0	5	55.6
5331 Computer Aided Machining	3	0	0.0	0	0.0	0	0.0	2	66.7
5335 Design/Drafting	23	1	7.7	1	7.7	1	7.7	1	7.7
5336 Technical Illustration	10	0	0.0	1	16.7	0	0.0	0	0.0
5337 Mechanical Engineering	4	0	0.0	0	0.0	0	0.0	1	50.0
5351 Automotive Technology	8	0	0.0	0	0.0	0	0.0	1	25.0
5352 Ford ASSET	14	0	0.0	0	0.0	0	0.0	1	12.5
5353 Automotive Business Mgt.	3	0	0.0	0	0.0	0	0.0	0	0.0
5355 Autobody Repair	1	0	0.0	0	0.0	0	0.0	0	0.0
5357 BSEP	4	0	0.0	0	0.0	0	0.0	0	0.0
5361 Diesel Technology	8	0	0.0	1	33.3	0	0.0	1	33.3
5370 AIT Building Maintenance	5	0	0.0	0	0.0	0	0.0	0	0.0
5371 AIT Mechanical	7	0	0.0	0	0.0	0	0.0	1	25.0
5372 AIT Welding	2	0	0.0	0	0.0	0	0.0	0	0.0
5374 AIT Electrical	10	0	0.0	0	0.0	1	14.3	3	42.9
5376 Industrial Trades	5	0	0.0	0	0.0	0	0.0	2	100.0
5398 ASEP Owens	11	0	0.0	0	0.0	0	0.0	1	25.0
5402 Agri-Business	12	0	0.0	0	0.0	1	11.1	1	11.1
5405 Land & Turf Management	6	0	0.0	0	0.0	0	0.0	0	0.0
5504 LET-Academy	30	1	7.1	0	0.0	0	0.0	0	0.0
5505 Law Enforcement	38	2	9.5	1	4.8	0	0.0	1	4.8
5507 Fire Science	2	0	0.0	0	0.0	0	0.0	0	0.0
5593 Child Development	24	0	0.0	0	0.0	0	0.0	0	0.0
5596 Security Administration	3	0	0.0	0	0.0	0	0.0	1	33.3

What is your annual salary?

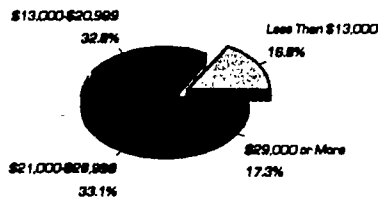


Table 16. If you are not employed, are you actively seeking employment?

Program	Total # Graduates	Yes		No	
		n	%	n	%
1993-1994 Graduates	956	57	60.6	37	39.4
5001 Business Management	64	3	50.0	3	50.0
5002 Accounting Technology	59	9	75.0	3	25.0
5003 Financial Management	13	1	33.3	2	66.7
5004 Marketing Sales	39	3	75.0	1	25.0
5010 Hospitality Management	6	1	50.0	1	50.0
5050 Administrative Secretarial	39	4	100.0	0	0.0
5060 Food Service	4	1	100.0	0	0.0
5072 Fashion Merchandising	5	0	0.0	0	0.0
5103 Computer Programming	10	1	50.0	1	50.0
5109 Microbusiness Systems	39	5	62.5	3	37.5
5203 Dental Hygiene	29	1	100.0	0	0.0
5206 Radiation Therapy	14	1	100.0	0	0.0
5207 Radiography	37	3	100.0	0	0.0
5208 Nursing Technology	205	6	46.2	7	53.8
5211 Surgical Technology	13	0	0.0	0	0.0
5212 Optometric Technology	7	0	0.0	0	0.0
5219 Physical Therapy	27	0	0.0	2	100.0
5271 Nuclear Medicine	3	0	0.0	0	0.0
5272 Diagnostic Medical Sonography	11	1	100.0	0	0.0
5291 Nutrition Care	9	1	50.0	1	50.0
5304 Architectural	17	0	0.0	0	0.0
5311 Biomedical Equipment	12	1	100.0	0	0.0
5313 Computer Electro	8	1	100.0	0	0.0
5315 Electro-Mechanical	3	1	100.0	0	0.0
5317 Electronics Major	18	1	50.0	1	50.0
5318 Telecommunications	15	2	100.0	0	0.0

If not employed, are you seeking
employment?




Table 16. If you are not employed, are you actively seeking employment?

Program	Total # Graduates	Yes		No	
		n	%	n	%
1993-1994 Graduates	956	57	60.6	37	39.4
5319 Industrial Electronics	6	1	50.0	1	50.0
5326 Statistical Quality	11	0	0.0	1	100.0
5331 Computer Aided Machining	3	0	0.0	0	0.0
5335 Design/Drafting	23	1	100.0	0	0.0
5336 Technical Illustration	10	1	100.0	0	0.0
5337 Mechanical Engineering	4	0	0.0	0	0.0
5351 Automotive Technology	8	1	100.0	0	0.0
5352 Ford ASSET	14	0	0.0	0	0.0
5353 Automotive Business Mgt.	3	0	0.0	0	0.0
5355 Autobody Repair	1	0	0.0	0	0.0
5357 BSEP	4	0	0.0	0	0.0
5361 Diesel Technology	8	0	0.0	0	0.0
5370 AIT Building Maintenance	5	0	0.0	2	100.0
5371 AIT Mechanical	7	0	0.0	0	0.0
5372 AIT Welding	2	0	0.0	0	0.0
5374 AIT Electrical	10	1	50.0	1	50.0
5376 Industrial Trades	5	0	0.0	0	0.0
5398 ASEP Owens	11	0	0.0	0	0.0
5402 Agri-Business	12	0	0.0	1	100.0
5405 Land & Turf Management	6	0	0.0	0	0.0
5504 LET-Academy	30	3	75.0	1	25.0
5505 Law Enforcement	38	2	33.3	4	66.7
5507 Fire Science	2	0	0.0	1	100.0
5593 Child Development	24	0	0.0	0	0.0
5596 Security Administration	3	0	0.0	0	0.0

If not employed, are you seeking
employment?

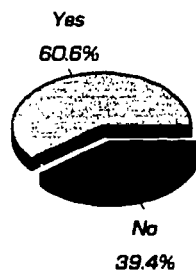


Table 17. Are you currently continuing your education?

Program	Total # Graduates	Graduates Responding to the Item			
		Yes		No	
		n	%	n	%
1993-1994 Graduates	956	139	21.6	504	78.4
5001 Business Management	64	14	31.1	31	68.9
5002 Accounting Technology	59	11	27.5	29	72.5
5003 Financial Management	13	6	75.0	2	25.0
5004 Marketing Sales	39	7	28.0	18	72.0
5010 Hospitality Management	6	1	33.3	2	66.7
5050 Administrative Secretarial	39	3	12.5	21	87.5
5060 Food Service	4	0	0.0	3	100.0
5072 Fashion Merchandising	5	1	33.3	2	66.7
5103 Computer Programming	10	1	12.5	7	87.5
5109 Microbusiness Systems	39	8	33.3	16	66.7
5203 Dental Hygiene	29	2	8.7	21	91.3
5206 Radiation Therapy	14	1	14.3	6	85.7
5207 Radiography	37	3	12.5	21	87.5
5208 Nursing Technology	205	21	14.2	127	85.8
5211 Surgical Technology	13	1	12.5	7	87.5
5212 Optometric Technology	7	1	20.0	4	80.0
5219 Physical Therapy	27	5	22.7	17	77.3
5271 Nuclear Medicine	3	0	0.0	2	100.0
5272 Diagnostic Medical Sonography	11	0	0.0	6	100.0
5291 Nutrition Care	9	1	16.7	5	83.3
5304 Architectural	17	3	25.0	9	75.0
5311 Biomedical Equipment	12	1	14.3	6	85.7
5313 Computer Electro	8	0	0.0	3	100.0
5315 Electro-Mechanical	3	0	0.0	2	100.0
5317 Electronics Major	18	4	36.4	7	63.6
5318 Telecommunications	15	3	42.9	4	57.1

Are you continuing your
education?

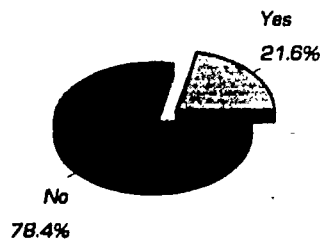


Table 17. Are you currently continuing your education?

Graduates Responding to the Item

Program	Total # Graduates	Yes		No	
		n	%	n	%
1993-1994 Graduates	956	139	21.6	504	78.4
5319 Industrial Electronics	6	2	40.0	3	60.0
5326 Statistical Quality	11	4	40.0	6	60.0
5331 Computer Aided Machining	3	1	33.3	2	66.7
5335 Design/Drafting	23	3	20.0	12	80.0
5336 Technical Illustration	10	1	12.5	7	87.5
5337 Mechanical Engineering	4	0	0.0	2	100.0
5351 Automotive Technology	8	3	60.0	2	40.0
5352 Ford ASSET	14	1	14.3	6	85.7
5353 Automotive Business Mgt.	3	0	0.0	2	100.0
5355 Autobody Repair	1	0	0.0	0	0.0
5357 BSEP	4	0	0.0	1	100.0
5361 Diesel Technology	8	2	50.0	2	50.0
5370 AIT Building Maintenance	5	1	25.0	3	75.0
5371 AIT Mechanical	7	1	20.0	4	80.0
5372 AIT Welding	2	0	0.0	1	100.0
5374 AIT Electrical	10	2	22.2	7	77.8
5376 Industrial Trades	5	0	0.0	2	100.0
5398 ASEP Owens	11	1	20.0	4	80.0
5402 Agri-Business	12	1	10.0	9	90.0
5405 Land & Turf Management	6	2	40.0	3	60.0
5504 LET-Academy	30	6	31.6	13	68.4
5505 Law Enforcement	38	9	32.1	19	67.9
5507 Fire Science	2	0	0.0	2	100.0
5593 Child Development	24	0	0.0	12	100.0
5596 Security Administration	3	1	33.3	2	66.7

Are you continuing your
education?

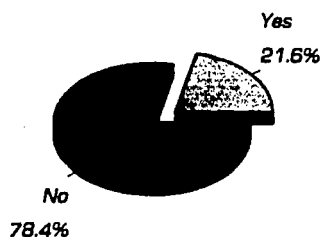


Table 18. At what college, university, or other type of school are you continuing your education?

Program	Graduates Responding to the Item	
	Total # Graduates	(A Sample of Responses)
1993-1994 Graduates	956	
5001 Business Management	64	U. Toledo; Bluffton College
5002 Accounting Technology	59	U. Toledo; Siena Hieghts College
5003 Financial Management	13	U. Toledo; U. Findlay
5004 Marketing Sales	39	U. Findlay; Bluffton College
5010 Hospitality Management	6	Lourdes College
5050 Administrative Secretarial	39	Bowling Green State U.; U. Findlay
5060 Food Service	4	
5072 Fashion Merchandising	5	Davis Junior
5103 Computer Programming	10	U. Toledo
5109 Microbusiness Systems	39	Bowling Green State U.; U. Cinnccinnati
5203 Dental Hygiene	29	Continuing Education Courses; Owens Community Col
5206 Radiation Therapy	14	
5207 Radiography	37	U. Toledo; North West State Community College
5208 Nursing Technology	205	Owens Community College; Bowling Green State U
5211 Sur_gical Technology	13	Owens Community College
5212 Optometric Technology	7	Owens Community College
5219 Physical Therapy	27	U. Findlay @ Owens; Medical College of Ohio
5271 Nuclear Medicine	3	
5272 Diagnostic Medical Sonography	11	
5291 Nutrition Care	9	
5304 Architectural	17	Ohio State U.
5311 Biomedical Equipment	12	
5313 Computer Electro	8	
5315 Electro-Mechanical	3	
5317 Electronics Major	18	Bowling Green State U.
5318 Telecommunications	15	Heidelberg College; Owens Community College

***A COMPLETE LISTING FOR EACH PROGRAM CAN BE REQUESTED FROM THE OFFICE OF INSTITUTIONAL RESEARCH**

Table 18. At what college, university, or other type of school are you continuing your education?

Program	Graduates Responding to the Item	
	Total # Graduates	(A Sample of Responses)
1993-1994 Graduates	956	
5319 Industrial Electronics	6	U. Toledo; Findlay @ Owens
5326 Statistical Quality	11	Bowling Green State U.; Lourdes College
5331 Computer Aided Machining	3	Bowling Green State U.
5335 Design/Drafting	23	U. Toledo; Owens Community College
5336 Technical Illustration	10	U. Toledo
5337 Mechanical Engineering	4	
5351 Automotive Technology	8	Owens Community College; Company Courses
5352 Ford ASSET	14	U. Toledo
5353 Automotive Business Mgt.	3	
5355 Autobody Repair	1	
5357 BSEP	4	
5361 Diesel Technology	8	John Deere Training Center
5370 AIT Building Maintenance	5	
5371 AIT Mechanical	7	U. Toledo
5372 AIT Welding	2	
5374 AIT Electrical	10	Spring Arbor College; Bowling Green State U.
5376 Industrial Trades	5	
5398 ASEP Owens	11	On job training in various technical aspects
5402 Agri-Business	12	Countrymark Co-Op Agronomist Training
5405 Land & Turf Management	6	U. Toledo; Owens Community College
5504 LET-Academy	30	Bowling Green State U.; U. Toledo
5505 Law Enforcement	38	U. Toledo, Owens Community College
5507 Fire Science	2	
5593 Child Development	24	
5596 Security Administration	3	Owens Community College

***A COMPLETE LISTING FOR EACH PROGRAM CAN BE REQUESTED FROM THE OFFICE OF INSTITUTIONAL RESEARCH**

Table 19. What degree(s) or certificate(s) are you pursuing?

Program	Graduates Responding to the Item	
	Total # Graduates	(A Sample of Responses)
1993-1994 Graduates	956	
5001 Business Management	64	Bachelor of Arts; Business Management
5002 Accounting Technology	59	Bachelor of Administration in Accounting; Business
5003 Financial Management	13	Bachelor of Arts; 4-year
5004 Marketing Sales	39	Bachelor of Business in Marketing; Bachelor of Arts
5010 Hospitality Management	6	Business & Communications
5050 Administrative Secretarial	39	Law; Bachelor in Business Administration
5060 Food Service	4	
5072 Fashion Merchandising	5	Medical Coding Specialist
5103 Computer Programming	10	
5109 Microbusiness Systems	39	Bachelor Degree in Business Administration; Tax Cert.
5203 Dental Hygiene	29	RN
5206 Radiation Therapy	14	Bachelor of Arts
5207 Radiography	37	Business; Bachelor of Science in Radiologic Tech.
5208 Nursing Technology	205	Bachelor of Science in Nursing
5211 Surgical Technology	13	Nursing
5212 Optometric Technology	7	COA
5219 Physical Therapy	27	Physical Therapist; Bachelor of Science
5271 Nuclear Medicine	3	
5272 Diagnostic Medical Sonography	11	
5291 Nutrition Care	9	
5304 Architectural	17	Bachelor in Civil Engineering; Bachelor of Science
5311 Biomedical Equipment	12	
5313 Computer Electro	8	
5315 Electro-Mechanical	3	
5317 Electronics Major	18	Baccalaureate in Electrical Engineering Technology
5318 Telecommunications	15	Associate in Computer Electronics; Bachelor of Science

*A COMPLETE LISTING FOR EACH PROGRAM CAN BE REQUESTED FROM THE OFFICE OF INSTITUTIONAL RESEARCH

Table 19. What degree(s) or certificate(s) are you pursuing?

Program	Graduates Responding to the Item	
	Total # Graduates	(A Sample of Responses)
1993-1994 Graduates	956	
5319 Industrial Electronics	6	Bachelor Science in Electrical Engineering
5326 Statistical Quality	11	Manufacturing Engineering-Quality Service; Business
5331 Computer Aided Machining	3	Bachelor of Tech. in Manufacturing Engineering
5335 Design/Drafting	23	Bachelor of Science in Mechanical Engineering Tech.
5336 Technical Illustration	10	Bachelor of Science in Administrative Services
5337 Mechanical Engineering	4	
5351 Automotive Technology	8	Automotive General Business Degree; Electric & Hydr.
5352 Ford ASSET	14	Mechanical Engineering
5353 Automotive Business Mgt.	3	
5355 Autobody Repair	1	
5357 BSEP	4	
5361 Diesel Technology	8	Quality Control
5370 AIT Building Maintenance	5	
5371 AIT Mechanical	7	Bachelor of Science
5372 AIT Welding	2	
5374 AIT Electrical	10	Bachelor of Arts in Business Organization
5376 Industrial Trades	5	
5398 ASEP Owens	11	ASE & GM Certifications
5402 Agri-Business	12	Certified Crop Consultant Certificate
5405 Land & Turf Management	6	Bachelor of Arts
5504 LET-Academy	30	Bachelor of Science in Criminal Justice; Public Admin.
5505 Law Enforcement	38	Criminal Justice; Bachelor of Law Enforcement
5507 Fire Science	2	
5593 Child Development	24	
5596 Security Administration	3	Associate in Corrections

***A COMPLETE LISTING FOR EACH PROGRAM CAN BE REQUESTED FROM THE OFFICE OF INSTITUTIONAL RESEARCH**

Table 20. Have you been certified or licensed in your field since graduating from Owens Community College?

Graduates Responding to the Item

Program	Total # Graduates	Yes		No		Does Not Apply	
		n	%	n	%	n	%
1993-1994 Graduates	956	305	47.8	145	22.7	188	29.5
5001 Business Management	64	2	4.4	7	15.6	36	80.0
5002 Accounting Technology	59	4	10.0	18	46.2	17	43.6
5003 Financial Management	13	2	25.0	2	25.0	4	50.0
5004 Marketing Sales	39	2	8.0	5	20.0	18	72.0
5010 Hospitality Management	6	1	33.3	0	0.0	2	66.7
5050 Administrative Secretarial	39	1	5.0	8	40.0	11	55.0
5060 Food Service	4	0	0.0	1	33.3	2	66.7
5072 Fashion Merchandising	5	0	0.0	1	33.3	2	66.7
5103 Computer Programming	10	0	0.0	4	50.0	4	50.0
5109 Microbusiness Systems	39	2	7.7	7	26.9	17	65.4
5203 Dental Hygiene	29	23	95.8	1	4.2	0	0.0
5206 Radiation Therapy	14	6	85.7	1	14.3	0	0.0
5207 Radiography	37	24	96.0	1	4.0	0	0.0
5208 Nursing Technology	205	137	91.9	10	6.7	2	1.3
5211 Surgical Technology	13	8	100.0	0	0.0	0	0.0
5212 Optometric Technology	7	5	100.0	0	0.0	0	0.0
5219 Physical Therapy	27	22	100.0	0	0.0	0	0.0
5271 Nuclear Medicine	3	2	100.0	0	0.0	0	0.0
5272 Diagnostic Medical Sonography	11	1	20.0	4	80.0	0	0.0
5291 Nutrition Care	9	0	0.0	2	100.0	0	0.0
5304 Architectural	17	2	15.4	4	30.8	7	53.8
5311 Biomedical Equipment	12	0	0.0	7	100.0	0	0.0
5313 Computer Electro	8	0	0.0	0	0.0	3	100.0
5315 Electro-Mechanical	3	0	0.0	1	100.0	0	0.0
5317 Electronics Major	18	1	9.1	5	45.5	5	45.5
5318 Telecommunications	15	0	0.0	5	71.4	2	28.6

Have you been
certified/licensed?




Table 20. Have you been certified or licensed in your field since graduating from Owens Community College?

Program	Total # Graduates	Graduates Responding to the Item					
		Yes		No		Does Not Apply	
		n	%	n	%	n	%
1993-1994 Graduates	956	305	47.8	145	22.7	188	29.5
5319 Industrial Electronics	6	1	20.0	2	40.0	2	40.0
5326 Statistical Quality	11	0	0.0	6	60.0	4	40.0
5331 Computer Aided Machining	3	1	33.3	1	33.3	1	33.3
5335 Design/Drafting	23	0	0.0	4	28.6	10	71.4
5336 Technical Illustration	10	0	0.0	1	14.3	6	85.7
5337 Mechanical Engineering	4	1	50.0	0	0.0	1	50.0
5351 Automotive Technology	8	2	40.0	3	60.0	0	0.0
5352 Ford ASSET	14	8	100.0	0	0.0	0	0.0
5353 Automotive Business Mgt.	3	0	0.0	2	100.0	0	0.0
5355 Autobody Repair	1	0	0.0	0	0.0	0	0.0
5357 BSEP	4	1	100.0	0	0.0	0	0.0
5361 Diesel Technology	8	2	40.0	3	60.0	0	0.0
5370 AIT Building Maintenance	5	1	25.0	2	50.0	1	25.0
5371 AIT Mechanical	7	0	0.0	0	0.0	0	0.0
5372 AIT Welding	2	0	0.0	0	0.0	1	100.0
5374 AIT Electrical	10	1	12.5	3	37.5	4	50.0
5376 Industrial Trades	5	0	0.0	1	50.0	1	50.0
5398 ASEP Owens	11	4	80.0	1	20.0	0	0.0
5402 Agri-Business	12	4	44.4	1	11.1	4	44.4
5405 Land & Turf Management	6	1	20.0	1	20.0	3	60.0
5504 LET-Academy	30	14	77.8	3	16.7	1	5.6
5505 Law Enforcement	38	7	24.1	13	44.8	9	31.0
5507 Fire Science	2	2	100.0	0	0.0	0	0.0
5593 Child Development	24	8	57.1	3	21.4	3	21.4
5596 Security Administration	3	2	66.7	1	33.3	0	0.0

Have you been
certified/licensed?

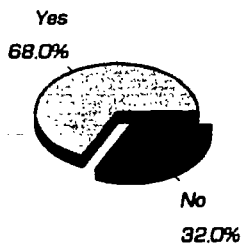


Table 21. Would you be interested in taking classes at Owens Community College in the future?

Graduates Responding to the Item

Program	Total # Graduates	Yes		No	
		n	%	n	%
1993-1994 Graduates	956	374	62.0	229	38.0
5001 Business Management	64	28	66.7	14	33.3
5002 Accounting Technology	59	26	68.4	12	31.6
5003 Financial Management	13	5	71.4	2	28.6
5004 Marketing Sales	39	10	41.7	14	58.3
5010 Hospitality Management	6	2	66.7	1	33.3
5050 Administrative Secretarial	39	21	91.3	2	8.7
5060 Food Service	4	2	66.7	1	33.3
5072 Fashion Merchandising	5	2	66.7	1	33.3
5103 Computer Programming	10	7	87.5	1	12.5
5109 Microbusiness Systems	39	12	50.0	12	50.0
5203 Dental Hygiene	29	10	43.5	13	56.5
5206 Radiation Therapy	14	1	16.7	5	83.3
5207 Radiography	37	16	64.0	9	36.0
5208 Nursing Technology	205	75	54.7	62	45.3
5211 Surgical Technology	13	8	100.0	0	0.0
5212 Optometric Technology	7	2	66.7	1	33.3
5219 Physical Therapy	27	12	63.2	7	36.8
5271 Nuclear Medicine	3	1	50.0	1	50.0
5272 Diagnostic Medical Sonography	11	0	0.0	4	100.0
5291 Nutrition Care	9	2	40.0	3	60.0
5304 Architectural	17	7	53.8	6	46.2
5311 Biomedical Equipment	12	4	66.7	2	33.3
5313 Computer Electro	8	3	100.0	0	0.0
5315 Electro-Mechanical	3	1	100.0	0	0.0
5317 Electronics Major	18	6	66.7	3	33.3
5318 Telecommunications	15	6	85.7	1	14.3

Would you continue your
education at Owens?




Table 21. Would you be interested in taking classes at Owens Community College in the future?

Graduates Responding to the Item

Program	Total # Graduates	Yes		No	
		n	%	n	%
1993-1994 Graduates	956	374	62.0	229	38.0
5319 Industrial Electronics	6	4	80.0	1	20.0
5326 Statistical Quality	11	6	60.0	4	40.0
5331 Computer Aided Machining	3	2	66.7	1	33.3
5335 Design/Drafting	23	10	76.9	3	23.1
5336 Technical Illustration	10	3	37.5	5	62.5
5337 Mechanical Engineering	4	2	100.0	0	0.0
5351 Automotive Technology	8	3	60.0	2	40.0
5352 Ford ASSET	14	8	100.0	0	0.0
5353 Automotive Business Mgt.	3	2	100.0	0	0.0
5355 Autobody Repair	1	0	0.0	0	0.0
5357 BSEP	4	1	100.0	0	0.0
5361 Diesel Technology	8	2	66.7	1	33.3
5370 AIT Building Maintenance	5	2	66.7	1	33.3
5371 AIT Mechanical	7	3	75.0	1	25.0
5372 AIT Welding	2	1	100.0	0	0.0
5374 AIT Electrical	10	8	88.9	1	11.1
5376 Industrial Trades	5	1	50.0	1	50.0
5398 ASEP Owens	11	2	50.0	2	50.0
5402 Agri-Business	12	7	77.8	2	22.2
5405 Land & Turf Management	6	5	100.0	0	0.0
5504 LET-Academy	30	11	61.1	7	38.9
5505 Law Enforcement	38	12	46.2	14	53.8
5507 Fire Science	2	1	50.0	1	50.0
5593 Child Development	24	6	54.5	5	45.5
5596 Security Administration	3	3	100.0	0	0.0

Would you continue your
education at Owens?

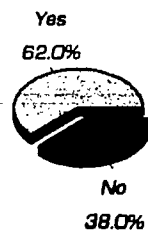


Table 22. If you would be interested in taking classes at Owens Community College in the future, what would they be?

Program	Graduates Responding to the Item	
	Total # Graduates	(A Sample of Responses)
1993-1994 Graduates	956	
5001 Business Management	64	Computer; Marketing & Sales; Business Management
5002 Accounting Technology	59	Statistics; Computer; Macroeconomics
5003 Financial Management	13	Business
5004 Marketing Sales	39	Computer; Accounting; Business
5010 Hospitality Management	6	
5050 Administrative Secretarial	39	Psychology; Software Updates; Computer
5060 Food Service	4	Social Work; Dietary
5072 Fashion Merchandising	5	Small Businesses
5103 Computer Programming	10	Computer Programming; Advanced Sciences
5109 Microbusiness Systems	39	Graphic Design; Quatro Pro; Computer Continuing Ed.
5203 Dental Hygiene	29	Health; Nursing; Humanities; English Literature
5206 Radiation Therapy	14	
5207 Radiography	37	MRI; Advanced Life Saving; Sonography
5208 Nursing Technology	205	Classes for a BSN; Chemistry; Statistics
5211 Surgical Technology	13	Nursing; Computer; Civil Servant
5212 Optometric Technology	7	Health
5219 Physical Therapy	27	Pre-Physical Therapy; Continuing Education
5271 Nuclear Medicine	3	Sonography
5272 Diagnostic Medical Sonography	11	
5291 Nutrition Care	9	Dietetic; Math
5304 Architectural	17	Mechanical Engineering; Civil Engineering
5311 Biomedical Equipment	12	Computer Repair; Computer Programming
5313 Computer Electro	8	Industrial Electronics; LAN & WAN Networking
5315 Electro-Mechanical	3	Advanced Auto CAD; Auto Mechanics
5317 Electronics Major	18	Unix Systems; Calculus I & II; CADkey
5318 Telecommunications	15	Computer; Classes for CNE

***A COMPLETE LISTING FOR EACH PROGRAM CAN BE REQUESTED FROM THE OFFICE OF INSTITUTIONAL RESEARCH**

Table 22. If you would be interested in taking classes at Owens Community College in the future, what would they be?

Program	Graduates Responding to the Item	
	Total # Graduates	(A Sample of Responses)
1993-1994 Graduates	956	
5319 Industrial Electronics	6	Electrical Engineering; PLC 5.0
5326 Statistical Quality	11	Quality
5331 Computer Aided Machining	3	CAD
5335 Design/Drafting	23	CAD; Environmental; Field Application of CAD
5336 Technical Illustration	10	Electronic Publishing-Portfolio; CTI
5337 Mechanical Engineering	4	
5351 Automotive Technology	8	GM, FORD, Chrysler refresher classes
5352 Ford ASSET	14	Master Automotive Technician Certification; Computer
5353 Automotive Business Mgt.	3	Automotive Continuing Education
5355 Autobody Repair	1	
5357 BSEP	4	Accident Estimating
5361 Diesel Technology	8	Surveying; Advanced CAD/CAM; Quality Control
5370 AIT Building Maintenance	5	Electrical; Advanced Heating
5371 AIT Mechanical	7	Engineering; Business Management
5372 AIT Welding	2	
5374 AIT Electrical	10	Programmable Controllers; Mechanical Technology
5376 Industrial Trades	5	
5398 ASEP Owens	11	ASE Certification; GM Certification
5402 Agri-Business	12	Classes for Bachelor of Arts; Electrical; Business
5405 Land & Turf Management	6	Landscape Management; Plant ID II; TurfGrass II
5504 LET-Academy	30	Public Administration; LET Continuing Education
5505 Law Enforcement	38	Child Development; Law Enforcement Continuing Ed.
5507 Fire Science	2	
5593 Child Development	24	Psychology; Math; Education
5596 Security Administration	3	Probation; Security Administration

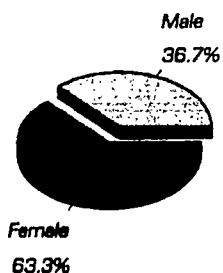
***A COMPLETE LISTING FOR EACH PROGRAM CAN BE REQUESTED FROM THE OFFICE OF INSTITUTIONAL RESEARCH**

Table 23. What is your gender?

Graduates Responding to the Item

Program	Total # Graduates	Male		Female	
		n	%	n	%
1993-1994 Graduates	956	351	36.7	605	63.3
5001 Business Management	64	19	29.7	45	70.3
5002 Accounting Technology	59	18	30.5	41	69.5
5003 Financial Management	13	6	46.2	7	53.8
5004 Marketing Sales	39	17	43.6	22	56.4
5010 Hospitality Management	6	4	66.7	2	33.3
5050 Administrative Secretarial	39	0	0.0	39	100.0
5060 Food Service	4	2	50.0	2	50.0
5072 Fashion Merchandising	5	0	0.0	5	100.0
5103 Computer Programming	10	5	50.0	5	50.0
5109 Microbusiness Systems	39	10	25.6	29	74.4
5203 Dental Hygiene	29	0	0.0	29	100.0
5206 Radiation Therapy	14	3	21.4	11	78.6
5207 Radiography	37	7	18.9	30	81.1
5208 Nursing Technology	205	14	6.8	191	93.2
5211 Surgical Technology	13	5	38.5	8	61.5
5212 Optometric Technology	7	2	28.6	5	71.4
5219 Physical Therapy	27	2	7.4	25	92.6
5271 Nuclear Medicine	3	1	33.3	2	66.7
5272 Diagnostic Medical Sonography I	11	0	0.0	9	100.0
5291 Nutrition Care	9	2	18.2	7	77.8
5304 Architectural	17	14	82.4	3	17.6
5311 Biomedical Equipment	12	11	91.7	1	8.3
5313 Computer Electro	8	7	87.5	1	12.5
5315 Electro-Mechanical	3	2	66.7	1	33.3
5317 Electronics Major	18	14	77.8	4	22.2
5318 Telecommunications	15	10	66.7	5	33.3

What is your gender?



67

Table 23. What is your gender?

Graduates Responding to the Item

Program	Total # Graduates	Male		Female	
		n	%	n	%
1993-1994 Graduates	956	351	36.7	605	63.3
5319 Industrial Electronics	6	5	83.3	1	16.7
5326 Statistical Quality	11	9	81.8	2	18.2
5331 Computer Aided Machining	3	3	100.0	0	0.0
5335 Design/Drafting	23	18	78.3	5	21.7
5336 Technical Illustration	10	4	40.0	6	60.0
5337 Mechanical Engineering	4	4	100.0	0	0.0
5351 Automotive Technology	8	8	100.0	0	0.0
5352 Ford ASSET	14	13	92.9	1	7.1
5353 Automotive Business Mgt.	3	3	100.0	0	0.0
5355 Autobody Repair	1	1	100.0	0	0.0
5357 BSEP	4	4	100.0	0	0.0
5361 Diesel Technology	8	7	87.5	1	12.5
5370 AIT Building Maintenance	5	5	100.0	0	0.0
5371 AIT Mechanical	7	6	85.7	1	14.3
5372 AIT Welding	2	1	50.0	1	50.0
5374 AIT Electrical	10	10	100.0	0	0.0
5376 Industrial Trades	5	5	100.0	0	0.0
5398 ASEP Owens	11	11	100.0	0	0.0
5402 Agri-Business	12	10	83.3	2	16.7
5405 Land & Turf Management	6	2	33.3	4	66.7
5504 LET-Academy	30	22	73.3	8	26.7
5505 Law Enforcement	38	21	55.3	17	44.7
5507 Fire Science	2	2	100.0	0	0.0
5593 Child Development	24	0	0.0	24	100.0
5596 Security Administration	3	2	66.7	1	33.3

What is your gender?

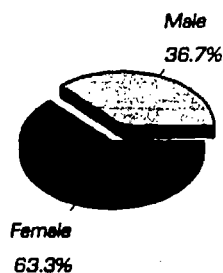


Table 24. What is your race/ethnicity?

Program	Total # Graduates	Graduates Responding to the Item			
		American Indian		Asian/ Pacific Islander	
		n	%	n	%
1993-1994 Graduates	956	0	0.0	2	0.2
5001 Business Management	64	0	0.0	0	0.0
5002 Accounting Technology	59	0	0.0	0	0.0
5003 Financial Management	13	0	0.0	0	0.0
5004 Marketing Sales	39	0	0.0	0	0.0
5010 Hospitality Management	6	0	0.0	0	0.0
5050 Administrative Secretarial	39	0	0.0	0	0.0
5060 Food Service	4	0	0.0	0	0.0
5072 Fashion Merchandising	5	0	0.0	0	0.0
5103 Computer Programming	10	0	0.0	0	0.0
5109 Microbusiness Systems	39	0	0.0	0	0.0
5203 Dental Hygiene	29	0	0.0	0	0.0
5206 Radiation Therapy	14	0	0.0	1	7.1
5207 Radiography	37	0	0.0	0	0.0
5208 Nursing Technology	205	0	0.0	1	0.5
5211 Surgical Technology	13	0	0.0	0	0.0
5212 Optometric Technology	7	0	0.0	0	0.0
5219 Physical Therapy	27	0	0.0	0	0.0
5271 Nuclear Medicine	3	0	0.0	0	0.0
5272 Diagnostic Medical Sonography	11	0	0.0	0	0.0
5291 Nutrition Care	9	0	0.0	0	0.0
5304 Architectural	17	0	0.0	0	0.0
5311 Biomedical Equipment	12	0	0.0	0	0.0
5313 Computer Electro	8	0	0.0	0	0.0
5315 Electro-Mechanical	3	0	0.0	0	0.0
5317 Electronics Major	18	0	0.0	0	0.0
5318 Telecommunications	15	0	0.0	0	0.0

What is your race/ethnicity?




Table 24. What is your race/ethnicity?

Program	Total # Graduates	Graduates Responding to the Item			
		American Indian		Asian/ Pacific Islander	
		n	%	n	%
1993-1994 Graduates	956	0	0.0	2	0.2
5319 Industrial Electronics	6	0	0.0	0	0.0
5326 Statistical Quality	11	0	0.0	0	0.0
5331 Computer Aided Machining	3	0	0.0	0	0.0
5335 Design/Drafting	23	0	0.0	0	0.0
5336 Technical Illustration	10	0	0.0	0	0.0
5337 Mechanical Engineering	4	0	0.0	0	0.0
5351 Automotive Technology	8	0	0.0	0	0.0
5352 Ford ASSET	14	0	0.0	0	0.0
5353 Automotive Business Mgt.	3	0	0.0	0	0.0
5355 Autobody Repair	1	0	0.0	0	0.0
5357 BSEP	4	0	0.0	0	0.0
5361 Diesel Technology	8	0	0.0	0	0.0
5370 AIT Building Maintenance	5	0	0.0	0	0.0
5371 AIT Mechanical	7	0	0.0	0	0.0
5372 AIT Welding	2	0	0.0	0	0.0
5374 AIT Electrical	10	0	0.0	0	0.0
5376 Industrial Trades	5	0	0.0	0	0.0
5398 ASEP Owens	11	0	0.0	0	0.0
5402 Agri-Business	12	0	0.0	0	0.0
5405 Land & Turf Management	6	0	0.0	0	0.0
5504 LET-Academy	30	0	0.0	0	0.0
5505 Law Enforcement	38	0	0.0	0	0.0
5507 Fire Science	2	0	0.0	0	0.0
5593 Child Development	24	0	0.0	0	0.0
5596 Security Administration	3	0	0.0	0	0.0

What is your race/ethnicity?



Table 24. What is your race/ethnicity?

Program	Total # Graduates	Graduates Responding to the Item					
		Black		Hispanic		White	
		n	%	n	%	n	%
1993-1994 Graduates	956	18	1.9	20	2.1	913	95.6
5001 Business Management	64	0	0.0	1	1.6	63	98.4
5002 Accounting Technology	59	0	0.0	3	5.1	56	94.9
5003 Financial Management	13	0	0.0	0	0.0	13	100.0
5004 Marketing Sales	39	0	0.0	1	2.6	38	97.4
5010 Hospitality Management	6	0	0.0	0	0.0	5	83.3
5050 Administrative Secretarial	39	0	0.0	2	5.3	36	94.7
5060 Food Service	4	1	25.0	0	0.0	3	75.0
5072 Fashion Merchandising	5	0	0.0	0	0.0	5	100.0
5103 Computer Programming	10	0	0.0	0	0.0	10	100.0
5109 Microbusiness Systems	39	0	0.0	0	0.0	39	100.0
5203 Dental Hygiene	29	0	0.0	0	0.0	29	100.0
5206 Radiation Therapy	14	0	0.0	0	0.0	13	92.9
5207 Radiography	37	0	0.0	1	2.7	36	97.3
5208 Nursing Technology	205	4	2.0	3	1.5	197	96.1
5211 Surgical Technology	13	0	0.0	0	0.0	13	100.0
5212 Optometric Technology	7	0	0.0	0	0.0	7	100.0
5219 Physical Therapy	27	0	0.0	0	0.0	27	100.0
5271 Nuclear Medicine	3	0	0.0	0	0.0	3	100.0
5272 Diagnostic Medical Sonography	11	0	0.0	0	0.0	9	100.0
5291 Nutrition Care	9	0	0.0	0	0.0	11	100.0
5304 Architectural	17	1	5.9	0	0.0	16	94.1
5311 Biomedical Equipment	12	1	8.3	1	8.3	10	83.3
5313 Computer Electro	8	0	0.0	1	12.5	7	87.5
5315 Electro-Mechanical	3	0	0.0	0	0.0	3	100.0
5317 Electronics Major	18	0	0.0	1	5.6	17	94.4
5318 Telecommunications	15	1	6.7	0	0.0	14	93.3

What is your race/ethnicity?




Table 24. What is your race/ethnicity?

Program	Total # Graduates	Graduates Responding to the Item					
		Black		Hispanic		White	
		n	%	n	%	n	%
1993-1994 Graduates	956	18	1.9	20	2.1	913	95.6
5319 Industrial Electronics	6	0	0.0	0	0.0	6	100.0
5326 Statistical Quality	11	1	9.1	0	0.0	10	90.9
5331 Computer Aided Machining	3	0	0.0	0	0.0	3	100.0
5335 Design/Drafting	23	0	0.0	0	0.0	23	100.0
5336 Technical Illustration	10	1	10.0	0	0.0	9	90.0
5337 Mechanical Engineering	4	0	0.0	0	0.0	4	100.0
5351 Automotive Technology	8	0	0.0	0	0.0	8	100.0
5352 Ford ASSET	14	0	0.0	1	7.1	13	92.9
5353 Automotive Business Mgt.	3	1	33.3	1	33.3	1	33.3
5355 Autobody Repair	1	0	0.0	0	0.0	1	100.0
5357 BSEP	4	0	0.0	0	0.0	4	100.0
5361 Diesel Technology	8	0	0.0	0	0.0	8	100.0
5370 AIT Building Maintenance	5	0	0.0	0	0.0	5	100.0
5371 AIT Mechanical	7	0	0.0	0	0.0	7	100.0
5372 AIT Welding	2	1	50.0	0	0.0	1	50.0
5374 AIT Electrical	10	0	0.0	0	0.0	10	100.0
5376 Industrial Trades	5	0	0.0	0	0.0	5	100.0
5398 ASEP Owens	11	0	0.0	0	0.0	11	100.0
5402 Agri-Business	12	1	8.3	0	0.0	10	83.3
5405 Land & Turf Management	6	0	0.0	0	0.0	6	100.0
5504 LET-Academy	30	1	3.3	1	3.3	28	93.3
5505 Law Enforcement	38	2	5.3	2	5.3	34	89.5
5507 Fire Science	2	0	0.0	0	0.0	2	100.0
5593 Child Development	24	2	8.3	1	4.2	21	87.5
5596 Security Administration	3	0	0.0	0	0.0	3	100.0

What is your race/ethnicity?



Table 25. Are you currently serving in the military?

Graduates Responding to the Item

Program	Total # Graduates	Yes		No	
		n	%	n	%
1993-1994 Graduates	956	10	1.5	638	98.5
5001 Business Management	64	0	0.0	47	100.0
5002 Accounting Technology	59	0	0.0	39	100.0
5003 Financial Management	13	0	0.0	8	100.0
5004 Marketing Sales	39	0	0.0	25	100.0
5010 Hospitality Management	6	0	0.0	3	100.0
5050 Administrative Secretarial	39	0	0.0	24	100.0
5060 Food Service	4	0	0.0	3	100.0
5072 Fashion Merchandising	5	0	0.0	3	100.0
5103 Computer Programming	10	0	0.0	7	100.0
5109 Microbusiness Systems	39	0	0.0	25	100.0
5203 Dental Hygiene	29	1	4.2	23	95.8
5206 Radiation Therapy	14	0	0.0	7	100.0
5207 Radiography	37	1	4.0	24	96.0
5208 Nursing Technology	205	2	1.3	149	98.7
5211 Surgical Technology	13	2	25.0	6	75.0
5212 Optometric Technology	7	0	0.0	4	100.0
5219 Physical Therapy	27	0	0.0	22	100.0
5271 Nuclear Medicine	3	0	0.0	2	100.0
5272 Diagnostic Medical Sonography	11	0	0.0	6	100.0
5291 Nutrition Care	9	0	0.0	5	100.0
5304 Architectural	17	1	7.7	12	92.3
5311 Biomedical Equipment	12	0	0.0	7	100.0
5313 Computer Electro	8	0	0.0	3	100.0
5315 Electro-Mechanical	3	0	0.0	2	100.0
5317 Electronics Major	18	0	0.0	11	100.0
5318 Telecommunications	15	0	0.0	7	100.0

Are you serving in the military?




Table 25. Are you currently serving in the military

Program	Total # Graduates	Graduates Responding to the Item			
		Yes		No	
		n	%	n	%
1993-1994 Graduates	956	10	1.5	638	98.5
5319 Industrial Electronics	6	1	20.0	4	80.0
5326 Statistical Quality	11	0	0.0	9	100.0
5331 Computer Aided Machining	3	0	0.0	3	100.0
5335 Design/Drafting	23	0	0.0	15	100.0
5336 Technical Illustration	10	0	0.0	8	100.0
5337 Mechanical Engineering	4	0	0.0	2	100.0
5351 Automotive Technology	8	0	0.0	5	100.0
5352 Ford ASSET	14	0	0.0	8	100.0
5353 Automotive Business Mgt.	3	0	0.0	2	100.0
5355 Autobody Repair	1	0	0.0	0	0.0
5357 BSEP	4	0	0.0	1	100.0
5361 Diesel Technology	8	0	0.0	4	100.0
5370 AIT Building Maintenance	5	0	0.0	4	100.0
5371 AIT Mechanical	7	0	0.0	5	100.0
5372 AIT Welding	2	0	0.0	1	100.0
5374 AIT Electrical	10	0	0.0	9	100.0
5376 Industrial Trades	5	0	0.0	2	100.0
5398 ASEP Owens	11	0	0.0	4	100.0
5402 Agri-Business	12	0	0.0	10	100.0
5405 Land & Turf Management	6	0	0.0	4	100.0
5504 LET-Academy	30	1	5.3	18	94.7
5505 Law Enforcement	38	1	3.6	27	96.4
5507 Fire Science	2	0	0.0	2	100.0
5593 Child Development	24	0	0.0	14	100.0
5596 Security Administration	3	0	0.0	3	100.0

Are you serving in the military?




Table 26. Have you ever served in the military?

Graduates Responding to the Item

Program	Total # Graduates	Yes		No	
		n	%	n	%
1993-1994 Graduates	956	38	5.9	604	94.1
5001 Business Management	64	1	2.1	46	97.9
5002 Accounting Technology	59	0	0.0	39	100.0
5003 Financial Management	13	0	0.0	8	100.0
5004 Marketing Sales	39	0	0.0	25	100.0
5010 Hospitality Management	6	0	0.0	3	100.0
5050 Administrative Secretarial	39	0	0.0	24	100.0
5060 Food Service	4	0	0.0	3	100.0
5072 Fashion Merchandising	5	0	0.0	3	100.0
5103 Computer Programming	10	2	28.6	5	71.4
5109 Microbusiness Systems	39	0	0.0	25	100.0
5203 Dental Hygiene	29	0	0.0	23	100.0
5206 Radiation Therapy	14	0	0.0	7	100.0
5207 Radiography	37	2	8.0	23	92.0
5208 Nursing Technology	205	6	4.0	144	96.0
5211 Surgical Technology	13	2	28.6	5	71.4
5212 Optometric Technology	7	0	0.0	4	100.0
5219 Physical Therapy	27	0	0.0	22	100.0
5271 Nuclear Medicine	3	0	0.0	2	100.0
5272 Diagnostic Medical Sonography	11	0	0.0	6	100.0
5291 Nutrition Care	9	0	0.0	5	100.0
5304 Architectural	17	2	15.4	11	84.6
5311 Biomedical Equipment	12	0	0.0	7	100.0
5313 Computer Electro	8	1	33.3	2	66.7
5315 Electro-Mechanical	3	0	0.0	2	100.0
5317 Electronics Major	18	1	9.1	10	90.9
5318 Telecommunications	15	3	42.9	4	57.1

Have you ever served in the
military?



Table 26. Have you ever served in the military?

Program	Total # Graduates	Yes		No	
		n	%	n	%
1993-1994 Graduates	956	38	5.9	604	94.1
5319 Industrial Electronics	6	1	25.0	3	75.0
5326 Statistical Quality	11	1	11.1	8	88.9
5331 Computer Aided Machining	3	0	0.0	3	100.0
5335 Design/Drafting	23	1	6.7	14	93.3
5336 Technical Illustration	10	1	12.5	7	87.5
5337 Mechanical Engineering	4	0	0.0	2	100.0
5351 Automotive Technology	8	2	40.0	3	60.0
5352 Ford ASSET	14	1	12.5	7	87.5
5353 Automotive Business Mgt.	3	0	0.0	2	100.0
5355 Autobody Repair	1	0	0.0	0	0.0
5357 BSEP	4	0	0.0	1	100.0
5361 Diesel Technology	8	0	0.0	4	100.0
5370 AIT Building Maintenance	5	2	50.0	2	50.0
5371 AIT Mechanical	7	1	20.0	4	80.0
5372 AIT Welding	2	0	0.0	1	100.0
5374 AIT Electrical	10	3	37.5	5	62.5
5376 Industrial Trades	5	0	0.0	2	100.0
5398 ASEP Owens	11	0	0.0	4	100.0
5402 Agri-Business	12	1	10.0	9	90.0
5405 Land & Turf Management	6	0	0.0	3	100.0
5504 LET-Academy	30	2	10.5	17	89.5
5505 Law Enforcement	38	1	3.6	27	96.4
5507 Fire Science	2	0	0.0	2	100.0
5593 Child Development	24	0	0.0	14	100.0
5596 Security Administration	3	1	33.3	2	66.7

Have you ever served in the
military?



Table 27. Are you a traditional (less than 25 years) graduate or nonTraditional (25 years or greater) graduate?

Graduates Responding to the Item

Program	Total # Graduates	Traditional		NonTraditional	
		n	%	n	%
1993-1994 Graduates	956	360	37.8	593	62.2
5001 Business Management	64	26	40.6	38	59.4
5002 Accounting Technology	59	24	40.7	35	59.3
5003 Financial Management	13	4	30.8	9	69.2
5004 Marketing Sales	39	24	61.5	15	38.5
5010 Hospitality Management	6	2	33.3	4	66.7
5050 Administrative Secretarial	39	20	55.6	16	44.4
5060 Food Service	4	0	0.0	4	100.0
5072 Fashion Merchandising	5	2	40.0	3	60.0
5103 Computer Programming	10	1	10.0	9	90.0
5109 Microbusiness Systems	39	15	38.5	24	61.5
5203 Dental Hygiene	29	16	55.2	13	44.8
5206 Radiation Therapy	14	7	50.0	7	50.0
5207 Radiography	37	19	51.4	18	48.6
5208 Nursing Technology	205	40	19.5	165	80.5
5211 Surgical Technology	13	7	53.8	6	46.2
5212 Optometric Technology	7	3	42.9	4	57.1
5219 Physical Therapy	27	5	18.5	22	81.5
5271 Nuclear Medicine	3	1	33.3	2	66.7
5272 Diagnostic Medical Sonography	11	5	55.6	4	44.4
5291 Nutrition Care	9	2	18.2	9	81.8
5304 Architectural	17	9	52.9	8	47.1
5311 Biomedical Equipment	12	4	33.3	8	66.7
5313 Computer Electro	8	1	12.5	7	87.5
5315 Electro-Mechanical	3	2	66.7	1	33.3
5317 Electronics Major	18	6	33.3	12	66.7
5318 Telecommunications	15	1	6.7	14	93.3

Traditional or NonTraditional Graduate?

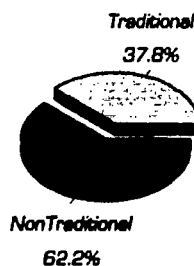


Table 27. Are you a traditional (less than 25 years) graduate or nonTraditional (25 years or greater) graduate?

Graduates Responding to the Item

Program	Total # Graduates	Traditional		NonTraditional	
		n	%	n	%
1993-1994 Graduates	956	360	37.8	593	62.2
5319 Industrial Electronics	6	2	33.3	4	66.7
5326 Statistical Quality	11	1	9.1	10	90.9
5331 Computer Aided Machining	3	1	33.3	2	66.7
5335 Design/Drafting	23	10	43.5	13	56.5
5336 Technical Illustration	10	4	40.0	6	60.0
5337 Mechanical Engineering	4	2	50.0	2	50.0
5351 Automotive Technology	8	3	37.5	5	62.5
5352 Ford ASSET	14	10	71.4	4	28.6
5353 Automotive Business Mgt.	3	1	33.3	2	66.7
5355 Autobody Repair	1	0	0.0	1	100.0
5357 BSEP	4	4	100.0	0	0.0
5361 Diesel Technology	8	4	50.0	4	50.0
5370 AIT Building Maintenance	5	0	0.0	5	100.0
5371 AIT Mechanical	7	2	28.6	5	71.4
5372 AIT Welding	2	1	50.0	1	50.0
5374 AIT Electrical	10	2	20.0	8	80.0
5376 Industrial Trades	5	0	0.0	5	100.0
5398 ASEP Owens	11	9	81.8	2	18.2
5402 Agri-Business	12	5	41.7	7	58.3
5405 Land & Turf Management	6	1	16.7	5	83.3
5504 LET-Academy	30	17	56.7	13	43.3
5505 Law Enforcement	38	20	52.6	18	47.4
5507 Fire Science	2	2	100.0	0	0.0
5593 Child Development	24	13	54.2	11	45.8
5596 Security Administration	3	0	0.0	3	100.0

Traditional or NonTraditional Graduate?

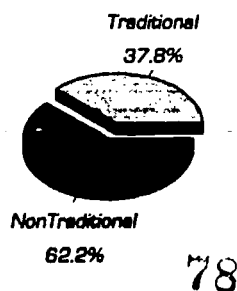


Table 28. Employment status of those graduates who actively sought employment.

Program	Graduates Responding to the Item		
	Total # Graduates	Graduates n	Employed %
1993-1994 Graduates	956	590	94.2
5001 Business Management	64	43	95.6
5002 Accounting Technology	59	32	88.9
5003 Financial Management	13	6	85.7
5004 Marketing Sales	39	22	91.7
5010 Hospitality Management	6	1	100.0
5050 Administrative Secretarial	39	23	100.0
5060 Food Service	4	2	66.7
5072 Fashion Merchandising	5	3	100.0
5103 Computer Programming	10	7	100.0
5109 Microbusiness Systems	39	19	82.6
5203 Dental Hygiene	29	23	95.8
5206 Radiation Therapy	14	6	85.7
5207 Radiography	37	23	92.0
5208 Nursing Technology	205	144	97.3
5211 Surgical Technology	13	8	100.0
5212 Optometric Technology	7	5	100.0
5219 Physical Therapy	27	20	100.0
5271 Nuclear Medicine	3	2	100.0
5272 Diagnostic Medical Sonography	11	6	100.0
5291 Nutrition Care	9	3	75.0
5304 Architectural	17	13	100.0
5311 Biomedical Equipment	12	7	100.0
5313 Computer Electro	8	2	66.7
5315 Electro-Mechanical	3	1	50.0
5317 Electronics Major	18	11	100.0
5318 Telecommunications	15	6	75.0

Status of graduates seeking employment

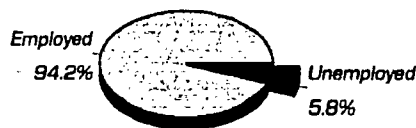


Table 28. Employment status of those graduates who actively sought employment.

Program	Graduates Responding to the Item		
	Total # Graduates	Graduates n	Employed %
1993-1994 Graduates	956	590	94.2
5319 Industrial Electronics	6	4	100.0
5326 Statistical Quality	11	9	100.0
5331 Computer Aided Machining	3	3	100.0
5335 Design/Drafting	23	14	93.3
5336 Technical Illustration	10	7	87.5
5337 Mechanical Engineering	4	2	100.0
5351 Automotive Technology	8	4	80.0
5352 Ford ASSET	14	7	100.0
5353 Automotive Business Mgt.	3	2	100.0
5355 Autobody Repair	1	0	0.0
5357 BSEP	4	1	100.0
5361 Diesel Technology	8	5	100.0
5370 AIT Building Maintenance	5	2	100.0
5371 AIT Mechanical	7	5	100.0
5372 AIT Welding	2	1	100.0
5374 AIT Electrical	10	7	87.5
5376 Industrial Trades	5	2	100.0
5398 ASEP Owens	11	5	100.0
5402 Agri-Business	12	9	100.0
5405 Land & Turf Management	6	5	100.0
5504 LET-Academy	30	15	83.3
5505 Law Enforcement	38	24	92.3
5507 Fire Science	2	1	100.0
5593 Child Development	24	15	100.0
5596 Security Administration	3	3	100.0

Status of graduates seeking
employment

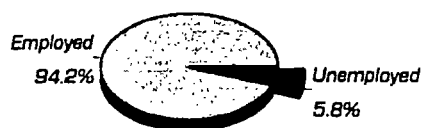


Table 29. Salary status of graduates employed full-time.

Program	Total # Graduates	Graduates Responding to the Item							
		<\$13,000		\$13,000- \$14,999		\$15,000- \$16,999		\$17,000- \$18,999	
		n	%	n	%	n	%	n	%
1993-1994 Graduates	956	48	10.7	41	9.2	28	6.3	37	8.3
5001 Business Management	64	4	12.1	5	15.2	2	6.1	3	9.1
5002 Accounting Technology	59	6	30.0	2	10.0	2	10.0	3	15.0
5003 Financial Management	13	0	0.0	1	20.0	1	20.0	1	20.0
5004 Marketing Sales	39	2	9.5	1	4.8	3	14.3	4	19.0
5010 Hospitality Management	6	0	0.0	0	0.0	0	0.0	0	0.0
5050 Administrative Secretarial	39	4	26.7	6	40.0	1	6.7	2	13.3
5060 Food Service	4	0	0.0	0	0.0	0	0.0	0	0.0
5072 Fashion Merchandising	5	1	100.0	0	0.0	0	0.0	0	0.0
5103 Computer Programming	10	3	42.9	0	0.0	0	0.0	1	14.3
5109 Microbusiness Systems	39	2	12.5	3	18.8	2	12.5	3	18.8
5203 Dental Hygiene	29	0	0.0	0	0.0	0	0.0	0	0.0
5206 Radiation Therapy	14	1	25.0	0	0.0	0	0.0	0	0.0
5207 Radiography	37	0	0.0	2	14.3	0	0.0	2	14.3
5208 Nursing Technology	205	2	2.1	1	1.0	0	0.0	2	2.1
5211 Surgical Technology	13	1	16.7	1	16.7	0	0.0	0	0.0
5212 Optometric Technology	7	0	0.0	1	33.3	0	0.0	1	33.3
5219 Physical Therapy	27	0	0.0	0	0.0	0	0.0	0	0.0
5271 Nuclear Medicine	3	0	0.0	0	0.0	0	0.0	0	0.0
5272 Diagnostic Medical Sonography	11	1	25.0	0	0.0	0	0.0	1	25.0
5291 Nutrition Care	9	0	0.0	1	33.3	2	66.7	0	0.0
5304 Architectural	17	2	16.7	1	8.3	0	0.0	1	8.3
5311 Biomedical Equipment	12	0	0.0	0	0.0	1	16.7	1	16.7
5313 Computer Electro	8	0	0.0	0	0.0	0	0.0	0	0.0
5315 Electro-Mechanical	3	0	0.0	0	0.0	0	0.0	0	0.0
5317 Electronics Major	18	0	0.0	1	12.5	0	0.0	0	0.0
5318 Telecommunications	15	0	0.0	0	0.0	1	25.0	0	0.0

Annual salary of graduates
employed full-time:

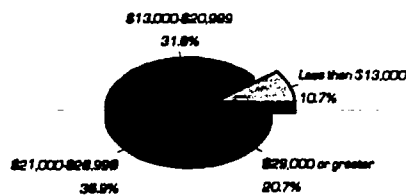


Table 29. Salary status of graduates employed full-time.

Program	Total # Graduates	Graduates Responding to the Item							
		<\$13,000		\$13,000- \$14,999		\$15,000- \$16,999		\$17,000- \$18,999	
		n	%	n	%	n	%	n	%
1993-1994 Graduates	956	48	10.7	41	9.2	28	6.3	37	8.3
5319 Industrial Electronics	6	0	0.0	0	0.0	0	0.0	2	40.0
5326 Statistical Quality	11	0	0.0	1	11.1	0	0.0	0	0.0
5331 Computer Aided Machining	3	0	0.0	0	0.0	0	0.0	0	0.0
5335 Design/Drafting	23	2	16.7	0	0.0	0	0.0	0	0.0
5336 Technical Illustration	10	1	16.7	0	0.0	1	16.7	1	16.7
5337 Mechanical Engineering	4	0	0.0	0	0.0	1	50.0	0	0.0
5351 Automotive Technology	8	0	0.0	1	33.3	0	0.0	0	0.0
5352 Ford ASSET	14	0	0.0	2	25.0	1	12.5	1	12.5
5353 Automotive Business Mgt.	3	0	0.0	1	50.0	0	0.0	0	0.0
5355 Autobody Repair	1	0	0.0	0	0.0	0	0.0	0	0.0
5357 BSEP	4	0	0.0	0	0.0	0	0.0	1	100.0
5361 Diesel Technology	8	0	0.0	0	0.0	0	0.0	0	0.0
5370 AIT Building Maintenance	5	0	0.0	1	33.3	0	0.0	1	33.3
5371 AIT Mechanical	7	0	0.0	0	0.0	0	0.0	0	0.0
5372 AIT Welding	2	0	0.0	0	0.0	0	0.0	0	0.0
5374 AIT Electrical	10	0	0.0	0	0.0	1	16.7	1	16.7
5376 Industrial Trades	5	0	0.0	0	0.0	0	0.0	0	0.0
5398 ASEP Owens	11	0	0.0	1	25.0	1	25.0	1	25.0
5402 Agri-Business	12	0	0.0	1	11.1	1	11.1	0	0.0
5405 Land & Turf Management	6	0	0.0	0	0.0	0	0.0	1	33.3
5504 LET-Academy	30	6	50.0	2	16.7	1	8.3	1	8.3
5505 Law Enforcement	38	5	29.4	1	5.9	3	17.6	0	0.0
5507 Fire Science	2	0	0.0	1	100.0	0	0.0	0	0.0
5593 Child Development	24	4	40.0	3	30.0	3	30.0	0	0.0
5596 Security Administration	3	1	33.3	0	0.0	0	0.0	0	0.0

Annual salary of graduates
employed full-time:

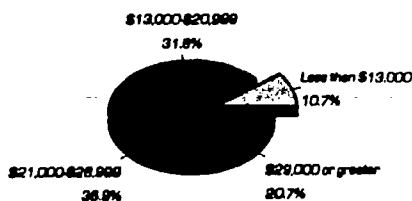


Table 29. Salary status of graduates employed full-time.

Program	Total # Graduates	Graduates Responding to the Item							
		\$19,000- \$20,999		\$21,000- \$22,999		\$23,000- \$24,999		\$25,000- \$26,999	
		n	%	n	%	n	%	n	%
1993-1994 Graduates	956	35	7.8	38	8.5	42	9.4	46	10.3
5001 Business Management	64	2	6.1	7	21.2	0	0.0	2	6.1
5002 Accounting Technology	59	0	0.0	1	5.0	1	5.0	2	10.0
5003 Financial Management	13	1	20.0	0	0.0	0	0.0	1	20.0
5004 Marketing Sales	39	5	23.8	3	14.3	1	4.8	1	4.8
5010 Hospitality Management	6	1	100.0	0	0.0	0	0.0	0	0.0
5050 Administrative Secretarial	39	0	0.0	1	6.7	0	0.0	0	0.0
5060 Food Service	4	1	100.0	0	0.0	0	0.0	0	0.0
5072 Fashion Merchandising	5	0	0.0	0	0.0	0	0.0	0	0.0
5103 Computer Programming	10	1	14.3	0	0.0	1	14.3	0	0.0
5109 Microbusiness Systems	39	2	12.5	3	18.8	0	0.0	1	6.3
5203 Dental Hygiene	29	0	0.0	1	7.7	2	15.4	2	15.4
5206 Radiation Therapy	14	0	0.0	0	0.0	0	0.0	0	0.0
5207 Radiography	37	1	7.1	3	21.4	3	21.4	3	21.4
5208 Nursing Technology	205	2	2.1	5	5.2	19	19.8	20	20.8
5211 Surgical Technology	13	1	16.7	2	33.3	1	16.7	0	0.0
5212 Optometric Technology	7	0	0.0	1	33.3	0	0.0	0	0.0
5219 Physical Therapy	27	0	0.0	0	0.0	1	5.0	6	30.0
5271 Nuclear Medicine	3	0	0.0	0	0.0	0	0.0	0	0.0
5272 Diagnostic Medical Sonography	11	0	0.0	0	0.0	1	25.0	1	25.0
5291 Nutrition Care	9	0	0.0	0	0.0	0	0.0	0	0.0
5304 Architectural	17	2	16.7	1	8.3	0	0.0	1	8.3
5311 Biomedical Equipment	12	0	0.0	1	16.7	0	0.0	0	0.0
5313 Computer Electro	8	0	0.0	0	0.0	0	0.0	1	50.0
5315 Electro-Mechanical	3	0	0.0	1	100.0	0	0.0	0	0.0
5317 Electronics Major	18	2	25.0	0	0.0	2	25.0	1	12.5
5318 Telecommunications	15	1	25.0	0	0.0	0	0.0	0	0.0

Annual salary of graduates
employed full-time:



Table 29. Salary status of graduates employed full-time.

Program	Total # Graduates	Graduates Responding to the Item							
		\$19,000- \$20,999		\$21,000- \$22,999		\$23,000- \$24,999		\$25,000- \$26,999	
		n	%	n	%	n	%	n	%
1993-1994 Graduates	956	35	7.8	38	8.5	42	9.4	46	10.3
5319 Industrial Electronics	6	0	0.0	0	0.0	1	20.0	0	0.0
5326 Statistical Quality	11	2	22.2	0	0.0	1	11.1	0	0.0
5331 Computer Aided Machining	3	0	0.0	1	33.3	0	0.0	0	0.0
5335 Design/Drafting	23	2	16.7	0	0.0	2	16.7	0	0.0
5336 Technical Illustration	10	1	16.7	0	0.0	1	16.7	0	0.0
5337 Mechanical Engineering	4	0	0.0	0	0.0	0	0.0	0	0.0
5351 Automotive Technology	8	0	0.0	0	0.0	1	33.3	0	0.0
5352 Ford ASSET	14	3	37.5	0	0.0	0	0.0	0	0.0
5353 Automotive Business Mgt.	3	0	0.0	1	50.0	0	0.0	0	0.0
5355 Autobody Repair	1	0	0.0	0	0.0	0	0.0	0	0.0
5357 BSEP	4	0	0.0	0	0.0	0	0.0	0	0.0
5361 Diesel Technology	8	0	0.0	1	33.3	0	0.0	0	0.0
5370 AIT Building Maintenance	5	0	0.0	0	0.0	1	33.3	0	0.0
5371 AIT Mechanical	7	1	25.0	0	0.0	0	0.0	2	50.0
5372 AIT Welding	2	1	100.0	0	0.0	0	0.0	0	0.0
5374 AIT Electrical	10	0	0.0	0	0.0	0	0.0	0	0.0
5376 Industrial Trades	5	0	0.0	0	0.0	0	0.0	0	0.0
5398 ASEP Owens	11	0	0.0	0	0.0	0	0.0	0	0.0
5402 Agri-Business	12	0	0.0	2	22.2	2	22.2	1	11.1
5405 Land & Turf Management	6	1	33.3	1	33.3	0	0.0	0	0.0
5504 LET-Academy	30	1	8.3	0	0.0	0	0.0	0	0.0
5505 Law Enforcement	38	1	5.9	2	11.8	1	5.9	0	0.0
5507 Fire Science	2	0	0.0	0	0.0	0	0.0	0	0.0
5593 Child Development	24	0	0.0	0	0.0	0	0.0	0	0.0
5596 Security Administration	3	0	0.0	0	0.0	0	0.0	1	33.3

Annual salary of graduates
employed full-time:

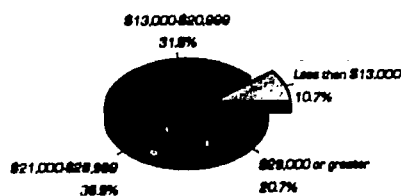


Table 29. Salary status of graduates employed full-time.

Program	Total # Graduates	Graduates Responding to the Item							
		\$27,000- \$28,999		\$29,000- \$30,999		\$31,000- \$33,000		>\$33,000	
		n	%	n	%	n	%	n	%
1993-1994 Graduates	956	39	8.7	27	6.0	23	5.1	43	9.6
5001 Business Management	64	2	6.1	2	6.1	2	6.1	2	6.1
5002 Accounting Technology	59	0	0.0	1	5.0	0	0.0	2	10.0
5003 Financial Management	13	0	0.0	0	0.0	0	0.0	0	0.0
5004 Marketing Sales	39	1	4.8	0	0.0	0	0.0	0	0.0
5010 Hospitality Management	6	0	0.0	0	0.0	0	0.0	0	0.0
5050 Administrative Secretarial	39	1	6.7	0	0.0	0	0.0	0	0.0
5060 Food Service	4	0	0.0	0	0.0	0	0.0	0	0.0
5072 Fashion Merchandising	5	0	0.0	0	0.0	0	0.0	0	0.0
5103 Computer Programming	10	1	14.3	0	0.0	0	0.0	0	0.0
5109 Microbusiness Systems	39	0	0.0	0	0.0	0	0.0	0	0.0
5203 Dental Hygiene	29	3	23.1	2	15.4	1	7.7	2	15.4
5206 Radiation Therapy	14	0	0.0	2	50.0	1	25.0	0	0.0
5207 Radiography	37	0	0.0	0	0.0	0	0.0	0	0.0
5208 Nursing Technology	205	22	22.9	11	11.5	7	7.3	5	5.2
5211 Surgical Technology	13	0	0.0	0	0.0	0	0.0	0	0.0
5212 Optometric Technology	7	0	0.0	0	0.0	0	0.0	0	0.0
5219 Physical Therapy	27	3	15.0	1	5.0	4	20.0	5	25.0
5271 Nuclear Medicine	3	2	100.0	0	0.0	0	0.0	0	0.0
5272 Diagnostic Medical Sonography I	1	0	0.0	0	0.0	0	0.0	0	0.0
5291 Nutrition Care	9	0	0.0	0	0.0	0	0.0	0	0.0
5304 Architectural	17	0	0.0	1	8.3	2	16.7	1	8.3
5311 Biomedical Equipment	12	0	0.0	1	16.7	2	33.3	0	0.0
5313 Computer Electro	8	0	0.0	0	0.0	0	0.0	1	50.0
5315 Electro-Mechanical	3	0	0.0	0	0.0	0	0.0	0	0.0
5317 Electronics Major	18	0	0.0	1	12.5	1	12.5	0	0.0
5318 Telecommunications	15	0	0.0	0	0.0	0	0.0	2	50.0

Annual salary of graduates
employed full-time:

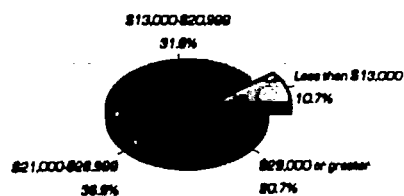


Table 29. Salary status of graduates employed full-time.

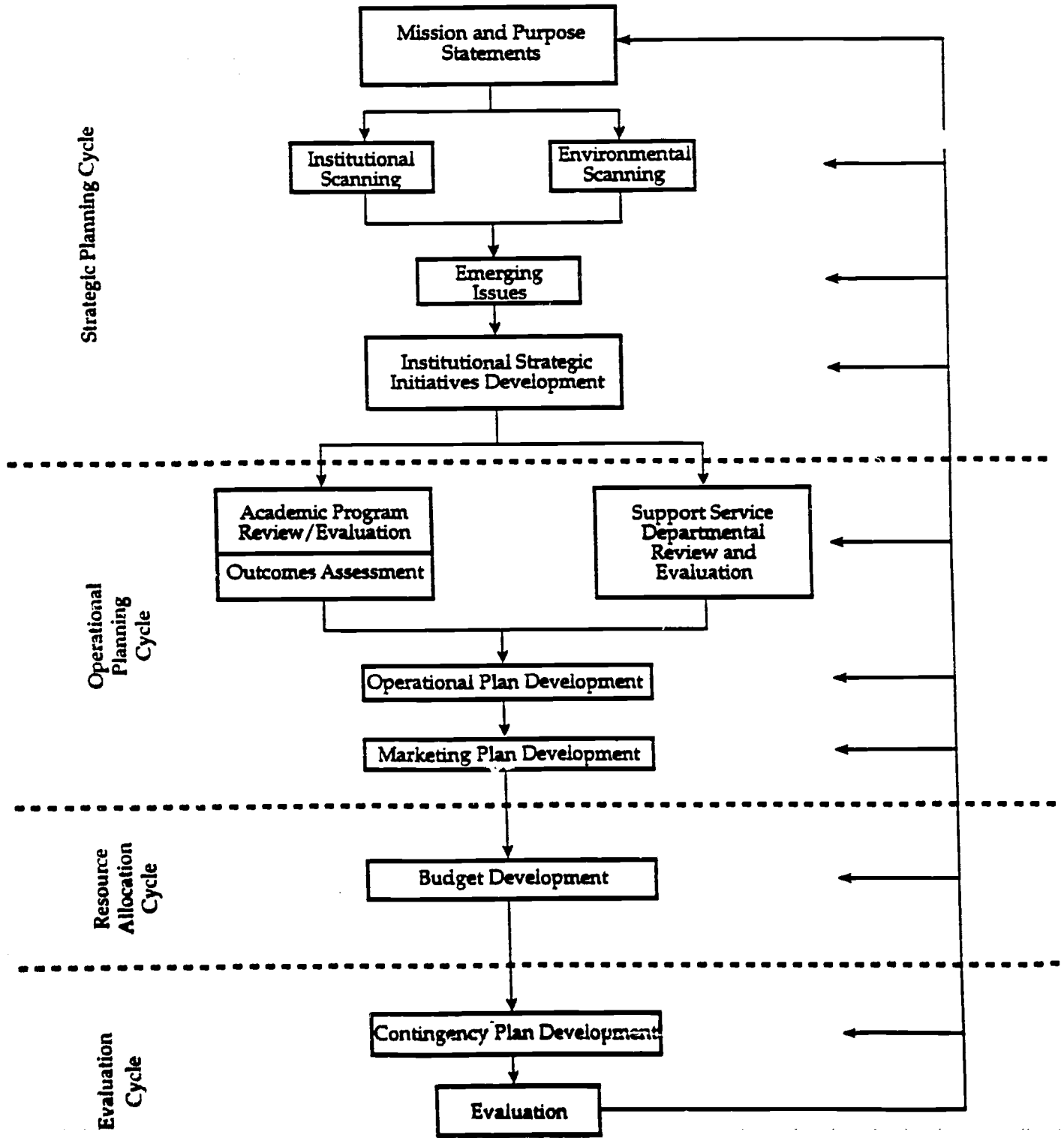
Program	Total # Graduates	Graduates Responding to the Item							
		\$27,000- \$28,999		\$29,000- \$30,999		\$31,000- \$33,000		>\$33,000	
		n	%	n	%	n	%	n	%
1993-1994 Graduates	956	39	8.7	27	6.0	23	5.1	43	9.6
5319 Industrial Electronics	6	0	0.0	1	20.0	0	0.0	1	20.0
5326 Statistical Quality	11	0	0.0	0	0.0	0	0.0	5	55.6
5331 Computer Aided Machining	3	0	0.0	0	0.0	0	0.0	2	66.7
5335 Design/Drafting	23	1	8.3	1	8.3	1	8.3	1	8.3
5336 Technical Illustration	10	0	0.0	1	16.7	0	0.0	0	0.0
5337 Mechanical Engineering	4	0	0.0	0	0.0	0	0.0	1	50.0
5351 Automotive Technology	8	0	0.0	0	0.0	0	0.0	1	33.3
5352 Ford ASSET	14	0	0.0	0	0.0	0	0.0	1	12.5
5353 Automotive Business Mgt.	3	0	0.0	0	0.0	0	0.0	0	0.0
5355 Autobody Repair	1	0	0.0	0	0.0	0	0.0	0	0.0
5357 BSEP	4	0	0.0	0	0.0	0	0.0	0	0.0
5361 Diesel Technology	8	0	0.0	1	33.3	0	0.0	1	33.3
5370 AIT Building Maintenance	5	0	0.0	0	0.0	0	0.0	0	0.0
5371 AIT Mechanical	7	0	0.0	0	0.0	0	0.0	1	25.0
5372 AIT Welding	2	0	0.0	0	0.0	0	0.0	0	0.0
5374 AIT Electrical	10	0	0.0	0	0.0	1	16.7	3	50.0
5376 Industrial Trades	5	0	0.0	0	0.0	0	0.0	2	100.0
5398 ASEP Owens	11	0	0.0	0	0.0	0	0.0	1	25.0
5402 Agri-Business	12	0	0.0	0	0.0	1	11.1	1	11.1
5405 Land & Turf Management	6	0	0.0	0	0.0	0	0.0	0	0.0
5504 LET-Academy	30	1	8.3	0	0.0	0	0.0	0	0.0
5505 Law Enforcement	38	2	11.8	1	5.9	0	0.0	1	5.9
5507 Fire Science	2	0	0.0	0	0.0	0	0.0	0	0.0
5593 Child Development	24	0	0.0	0	0.0	0	0.0	0	0.0
5596 Security Administration	3	0	0.0	0	0.0	0	0.0	1	33.3

Annual salary of graduates
employed full-time:



APPENDIX A

Institutional Effectiveness Process



APPENDIX B

This survey is being given to selected Owens Community College graduates. The information you provide on this survey will help us become more effective in the delivery of programs and services. Your answers will not be shown to anyone and you can omit any survey item if it requests information that you do not wish to provide.

Please mark the box that indicates your response and/or write your response in the spaces provided.

Educational Satisfaction

1. Are you satisfied with the education you received at Owens Community College?
 Yes No
2. Were you satisfied with the classroom/laboratory facilities and equipment provided for instruction by the college?
 Yes No
3. Would you recommend Owens Community College to others?
 Yes No (skip to question #5)
4. If you would recommend Owens Community College to others, what reason(s) would you give?
 Affordable tuition Availability of financial aid
 Location of the college Availability of technical programs
 Size of the college Faculty
 Other (specify)

Employment Status

5. Are you employed?
 Yes No (skip to question #16)
6. Are you employed full-time (more than 32 hours per week)?
 Yes No
7. Is your employment related to your program of study at Owens Community College?
 Yes No
8. Were you working in your current position before enrolling at Owens Community College?
 Yes No
9. Were you working in your current position while attending Owens Community College?
 Yes No
10. Has your Owens Community College education made you a more valuable employee?
 Yes No
11. Was the Owens Community College Placement Office instrumental in securing your job?
 Yes No
12. What is the name of your employer? _____
13. In what county is your employer located?
 Lucas Wood
 Hancock Other (specify) _____

14. _____ is your job title? _____

Employment Status (Continued)

15. What is your annual salary?

- | | | |
|---|--|---|
| <input type="checkbox"/> Less than \$13,000 | <input type="checkbox"/> \$19,000-\$20,999 | <input type="checkbox"/> \$27,000-\$28,999 |
| <input type="checkbox"/> \$13,000-\$14,999 | <input type="checkbox"/> \$21,000-\$22,999 | <input type="checkbox"/> \$29,000-\$30,999 |
| <input type="checkbox"/> \$15,000-\$16,999 | <input type="checkbox"/> \$23,000-\$24,999 | <input type="checkbox"/> \$31,000-\$33,000 |
| <input type="checkbox"/> \$17,000-\$18,999 | <input type="checkbox"/> \$25,000-\$26,999 | <input type="checkbox"/> More Than \$33,000 |

16. If you are not employed, are you actively seeking employment? (skip to question #17 if you are employed)

- Yes No

Continuing Education

17. Are you currently continuing your education?

- Yes No (skip to question #20)

18. At what college, university, or other type of school are you continuing your education?

19. What degree(s) or certificate(s) are you pursuing?

20. Have you been certified or licensed in your field since graduating from Owens Community College?

- Yes No Does not apply to me

21. Would you be interested in taking classes at Owens Community College in the future?

- Yes No (skip to question #23)

22. If you would be interested in taking classes at Owens Community College in the future, what would they be?

Background Information

23. What is your race/ethnicity?

- American Indian/Alaskan Native
 Asian/Pacific Islander
 Black, Non-Hispanic
 Hispanic
 White, Non-Hispanic

24. Are you currently serving in the military?

- Yes: What branch? _____
 No

25. Have you ever served in the military?

- Yes: When? _____
What branch(s)? _____
 No