

ED 382 191

IR 055 247

AUTHOR Perritt, Patsy H.
 TITLE Louisiana Public School Library Collection Assessment.
 INSTITUTION Louisiana Library Association, Baton Rouge.
 PUB DATE 93
 NOTE 189p.
 PUB TYPE Reports - Research/Technical (143) --
 Tests/Evaluation Instruments (160)

EDRS PRICE MF01/PC08 Plus Postage.
 DESCRIPTORS Data Analysis; Elementary Secondary Education; *Evaluation; Librarian Attitudes; *Library Collections; Library Research; Library Statistics; Library Surveys; *Public Schools; *School Libraries
 IDENTIFIERS Dewey Decimal Classification; *Louisiana

ABSTRACT

During the 1991-92 school year, 109 public school library book collections in Louisiana were surveyed to determine the average ages of volumes in various categories, including all Dewey decimal numbers. Results showed that the average age of books in Louisiana public school libraries was 23.51 years in 1992. The average age of the computerized sample was 20.17 years. The average age of books for elementary schools was 22.73 years. Elementary schools had the most recent professional collections, those with Dewey Decimal numbers in the 000-100s and 700s. The average age of books for middle or junior high schools was 24.56 years. These schools had the oldest reference and professional collections. High schools had the oldest overall collections, with an average age of 24.60 years per volume, but had the most recent reference collection of the three school levels. When respondents were asked to identify the Dewey classification "most important to keep up to date," 60% indicated the 500s, and the 600s ranked second at 11%. In the 500s, the area selected as being the most important to keep up to date, the average age was 24.61 years in 1992. A subset of the sample used a computer program to identify ages from entries with Library of Congress call numbers in 11 elementary schools. Seventeen figures illustrate general findings. Appendix 1, "Survey Forms," contains the original survey, directions for using the computer program, and the 5/93 refined survey. Appendix 2, "Results Report," consists of the letter to participating librarians and principals, sample of individual school results chart, and a blank form for individual school use. A third appendix offers results by individual school, arranged by level (elementary, middle/junior, and high school), then alphabetized within level by parish, then name of school. Contains 15 references. (Author/MAS)

 * Reproductions supplied by EDRS are the best that can be made *
 * from the original document. *

IR

ED 382 191

U.S. DEPARTMENT OF EDUCATION
Office of Educational Research and Improvement
EDUCATIONAL RESOURCES INFORMATION
CENTER (ERIC)

- This document has been reproduced as received from the person or organization originating it
 - Minor changes have been made to improve reproduction quality
-
- Points of view or opinions stated in this document do not necessarily represent official OERI position or policy

LOUISIANA PUBLIC SCHOOL LIBRARY COLLECTION ASSESSMENT

Patsy H. Perritt
Louisiana State University

Louisiana Association of School Librarians
Louisiana Library Association
Baton Rouge, Louisiana
1993

c. Patsy H. Perritt

"PERMISSION TO REPRODUCE THIS
MATERIAL HAS BEEN GRANTED BY

Patsy H. Perritt

TO THE EDUCATIONAL RESOURCES
INFORMATION CENTER (ERIC)."

1055247



CONTENTS

LIST OF ILLUSTRATIONS	iv
ABSTRACT	v
1. INTRODUCTION	
Need for Study.....	1
Objectives of Study.....	1
2. METHODOLOGY	3
Variation in Methodology	3
School Selections	3
Surveys Returned and Used.....	4
Problems Encountered	4
3. RESULTS`	4
All Schools.....	4
Elementary Schools.....	4
Middle/Junior High Schools.....	4
High Schools	4
Currency Preference.....	4
Computerized and Non Computerized Results.....	5
4. IMPLICATIONS.....	21
5. DISSEMINATION OF RESULTS.....	21
APPENDIX	
1. Survey Forms.....	22
2. Results Report.....	41
3. Results by Individual School.....	45
SELECTED BIBLIOGRAPHY ON COLLECTION ASSESSMENT	177

LIST OF ILLUSTRATIONS

Figure		Page
1.	Louisiana Allotment and Book Prices	2
2.	Average Age by Classification - All Schools.....	6
3.	Collection Assessment Survey Results - All Schools.....	7
4.	Average Age by Classification - All Schools (AS) and Elementary Schools (ES).....	8
5.	Collection Assessment Survey Results - Elementary Schools.....	9
6.	Average Age by Classification - All Schools (AS) and Middle Schools (MS).....	10
7.	Collection Assessment Survey Results - Middle/Jr. High Schools	11
8.	Average Age by Classification - All Schools (AS) and High Schools (HS).....	12
9.	Collection Assessment Survey Results - High Schools.....	13
10.	Classification Preference for All 109 Schools.....	14
11.	Classification Preference for 67 Schools with Grade K	15
12.	Classification Preference for 31 Schools with Grade 7	16
13.	Classification Preference for 29 Schools with Grade 12	17
14.	Collection Assessment Survey Results - 500s.....	18
15.	Computerized and Non Computerized Sample Data from Elementary Schools	19
16.	Computerized and Non Computerized Samples - Elementary Schools	20

LOUISIANA PUBLIC SCHOOL LIBRARY COLLECTION ASSESSMENT

Abstract

During the 1991-92 school year 109 public school library book collections in Louisiana were surveyed to determine the average ages of volumes in various categories, including all of the Dewey numbers. Results showed that **the average age of books in Louisiana public school libraries was 23.51 years in 1992.** In the 500 Dewey classification, the area selected by 60% of the respondents as being the most important to keep up-to-date in their particular collection, the average age was 24.61 years in 1992. A sub-set of the sample used a computer program written by Joe Ward of Follett Software Company to identify ages from entries with LC numbers in Circulation Plus files in eleven elementary schools. The average age of the computerized sample was 20.17 years, approximately two years newer than the average age of the non computerized sample from elementary schools. Investigators: Patsy H. Perritt, Professor, School of Library and Information Science, Louisiana State University, and Phyllis Heroy, Supervisor of School Libraries, East Baton Rouge Parish School System, Baton Rouge, LA.

Need for the Study

Funding for school library books in Louisiana, as well as in many other states, has never been sufficient to provide collections capable of satisfying a high percentage of student and teacher needs. State funds are the major source of funding for Louisiana public schools, including library books. In many poorer districts there is no local supplement. The highest state allocation for library books ever received in Louisiana was \$5.10 in 1985-86. The next year the allotment dropped to \$4.10 and the following year it plummeted to \$2.68. With the rising costs of books, the purchasing power of school libraries was diminishing significantly. (Figure 1) In 1988, when a new administration took office, the state funding formula was changed and textbook and library funds were merged. This was disastrous for libraries in many parishes (districts/county). In some parishes there have been years when the entire allocation was designated for textbooks.

Unfortunately, Louisiana state standards for school libraries may have helped in creating a false image of adequacy by encouraging librarians to focus on numbers of books per pupil rather than the ability of the collection to support the curriculum and the needs of the students and staff. Standards adopted in 1990 retain a per pupil requirement and also include a quality approach. However, old habits are hard to break. Therefore, when principals and other administrators see libraries with shelves crammed with books and read reports of a high ratio of volumes per pupil, they might continue to assume that these are positive indicators of the effectiveness of the library collection.

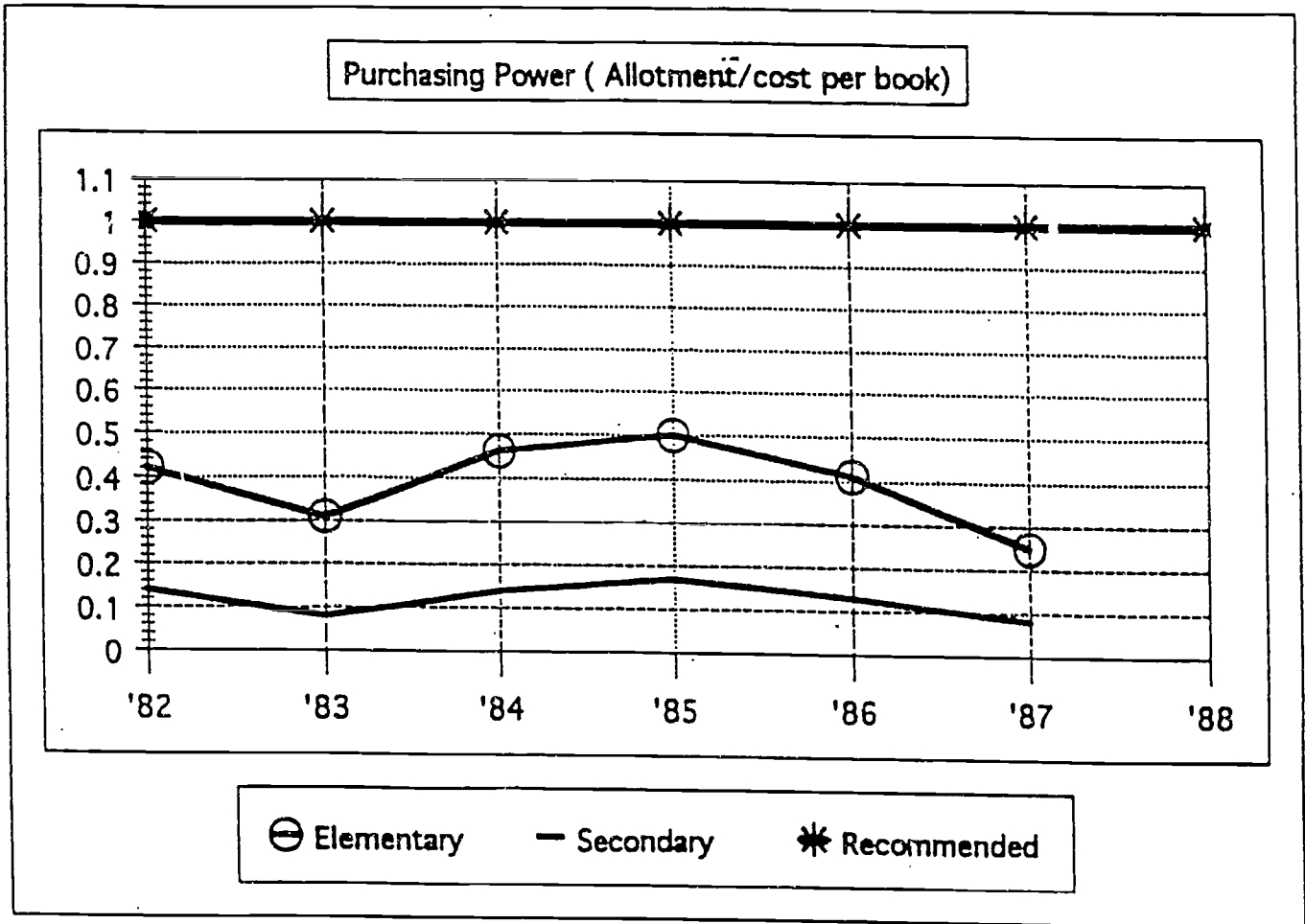
Many librarians were dismayed by the demise of funds for libraries and they turned to the Louisiana Library Association, Louisiana Association of School Librarians (LASL) for help. The LASL Executive Board responded by approving \$100.00 to support a survey that would gather data concerning the state of school library collections. Patsy H. Perritt, Professor in the School of Library and Information Science at Louisiana State University, and Phyllis Heroy, Supervisor of School Libraries for the East Baton Rouge Parish Schools volunteered to conduct a statewide collection assessment to determine the currency of books in a sample of library collections from elementary, middle/junior high, and high schools. Since the age of a book is easily recognizable as a factor in determining the quality and usefulness of library books, the average age of a collection or components of a collection could be used to make a case for funding from the building level to the state level. Currency is also cited as a measure of adequacy in Information Power: Guidelines for School Library Media Programs (American Library Association/Association for Educational Communications and Technology, 1988). "Adequacy of the collection's size is best determined through an evaluation of how well the collection and the information services are meeting the needs of the users...An overriding concern must be for the recency of the information contained in the materials. The collection must include works by contemporary authors and producers and meet the interests and needs of today's students." (p. 72)

Objectives of the Study

1. To determine the average age of books in a sample of public school libraries of Louisiana
2. To identify the area of the collection the librarian deems the most important area to keep current in the school where they serve as library media specialist and to determine the average age of volumes in this area.
3. To compare the average age of books in selected elementary libraries with automated circulation to the average age of books in elementary libraries without automated circulation.

Figure 1

Louisiana Allotment & Book Prices



ALLOTMENT AND COSTS OF LIBRARY BOOKS BY YEAR

Year	Elementary	Allotment	Secondary
1982	\$8.29	\$3.49	\$25.48
1983	\$8.87	\$2.72	\$30.59
1984	\$9.70	\$4.49	\$31.19
1985	\$10.11	\$5.10	\$29.82
1986	\$9.89	\$4.10	\$31.44
1987	\$10.51	\$2.68	\$32.43
1988	\$11.48	N/A	\$35.35
1989	\$11.79	N/A	\$39.00

Note: Book prices from School Library Journal annual editorial on pricing trends, usually published in March.

Methodology

After investigating various methodologies of collection evaluation, it was decided to focus on only one aspect of total collection assessment, the age of books in a collection. Copyright date was selected as the data point, because dates and ages are easily understood by teachers, administrators, board members, etc. and copyright date is easily obtainable. The investigators accepted the fact that copyright date is not an absolute assurance of accuracy and currency, or usefulness, but accepted it as a reasonable estimation of accuracy, currency, and usefulness.

Since the investigators could not travel to each school, a simple methodology, which would not become a burden to those gathering the data, was devised. Every third book on the shelf was identified and the copyright date for that book was recorded on tally sheets labeled by the Dewey category 000-900s, plus fiction, biography, story collection, easy, Louisiana, professional, reference or encyclopedia. (Appendix 1) The completed tally sheets were then returned to the School of Library and Information Science, Louisiana State University, for tabulation.

Tallies were recorded in a spreadsheet using Claris Resolve. Ages and averages were computed and transported to a database, FileMaker Pro (Claris).

Variations in Methodology

1. Participants were allowed to select every tenth book in areas of the collection that had large numbers of books. Fiction and easy were the two areas most often identified as having large numbers of books. The decision to use every tenth book was made by individuals gathering the data within individual schools.
2. In one parish (Calcasieu), all librarians completed the assessment and in-service time for the data collection was provided. The instructions included the option to use the shelflist, if the librarians were reasonably sure of its accuracy.
3. In one parish (East Baton Rouge), eleven elementary schools used a computer program written by Joe Ward of Follett to identify all books with LC numbers from which the copyright date were drawn. This program ran with the data in "Circulation Plus". *Since this study, Follett has incorporated this feature into their circulation program.

School Selections

The schools participating were identified in several ways:

1. Volunteers were taken from members of the Executive Board of the Louisiana Association of School Librarians during the Fall 1991.
2. One member of LASL from each parish (county/district) was selected and mailed a survey in November/December 1991. These members were asked to participate or to locate another participant in the parish.
3. In parishes where there were no LASL members, the Louisiana School Directory was used to identify a school with a full time librarian.
4. Calcasieu Parish volunteered to conduct the survey system wide.
5. Elementary libraries selected to be a part of Phase I of the DeWitt Wallace-Readers Digest Library Power Project in East Baton Rouge Parish were required to complete the survey.

Surveys Returned and Used

A total of 118 survey reports were received, five of which were from non-public schools and four were incomplete. 109 reports from public schools were analyzed. This represents 7% of the 1460 public schools in Louisiana in 1992. Over 250,000 books were included in the sample.

Problems Encountered

Although a tally sheet was provided for each section (Dewey, Fiction, Easy, etc.) there were special collections that defied categorization i.e. "Red Flag", "Closed Stacks", "Careers", "Large Print" and numerous holidays. These unique categories were not used for age determination.

The sampling (five) of non-public schools was insignificant. Non-public schools were not included in the analyses.

The 000 and 100 classifications were reported together by a number of respondents. Because it was assumed that the 000 category had more volumes than the 100s, all the grouped responses (000 and 100s) were recorded as 000, therefore neither are pure data.

Biography posed several dilemmas. Respondents marked through 920 or 921 and wrote in "Biographies" or "92". Because it was assumed that most collections have more individual biographies than collective biographies, "Biographies" and "92" were recorded as 921.

Results

All Schools (Figure 2, Figure 3)

The average age of books in the collections surveyed was 23.51 years.

Elementary Schools (Figure 4, Figure 5)

The average age of books for elementary schools (those schools with kindergarten) was 22.73 years, almost one year (.78) below the overall average age, i.e. almost one year newer. The elementary schools had the most recent professional collections and 000-100s, as well as the 700s, of the three levels- elementary, middle/junior high and high schools.

Middle/Junior High Schools (Figure 6, Figure 7)

The average age of books for schools at the middle school or junior high school levels was 24.56. Middle schools or junior high schools had the oldest reference and professional collections.

High Schools (Figure 8, Figure 9)

High schools had the oldest collections with the average age of 24.60 years per volume, including the oldest science and technology areas. Reference was the most recent of the three levels of schools.

Currency Preference

When respondents were asked to identify the classification "most important to keep up to date" in the particular school library, 60% indicated the 500s. The 600s ranked as second choice at 11%. (Figure 10)

In schools with kindergarten (elementary) the 500s were selected by 70% with Fiction second at 10%. (Figure 11)

In schools with grade 7 (middle/junior high) the 500s were selected by 48% with Fiction and the 600s at 13%. (Figure 12)

In schools with grade 12 (high schools) the 500s were selected by 41% with the 600s and the 800s at the rate of 17%. (Figure 13)

The average age of books in the 500s for all schools is 24.61 years, making it more than a year older than the average age for all classifications. When the overall ages in the 500s were compared to the ages for collections in which 500 was selected as the most important area to keep current, elementary schools were consistent with the overall average age of the 500s of about 23 years and middle/junior high schools were consistent with the average age of about 25 years. In high schools where the 500s were identified as the most important area to keep current, the average age of the 500s was 24.8 years, while the average age for the 500s in all high schools was 25.83, indicating about one year difference, or one year newer. (Figure 14)

Computerized and Non Computerized Results (Figure 15, Figure 16)

The average age of the elementary school samples calculated by the Follett circulation system enhancement was 20.17 years, approximately two years lower than the average age on the samples taken from the library shelves or from the shelflist cards.

Figure 2

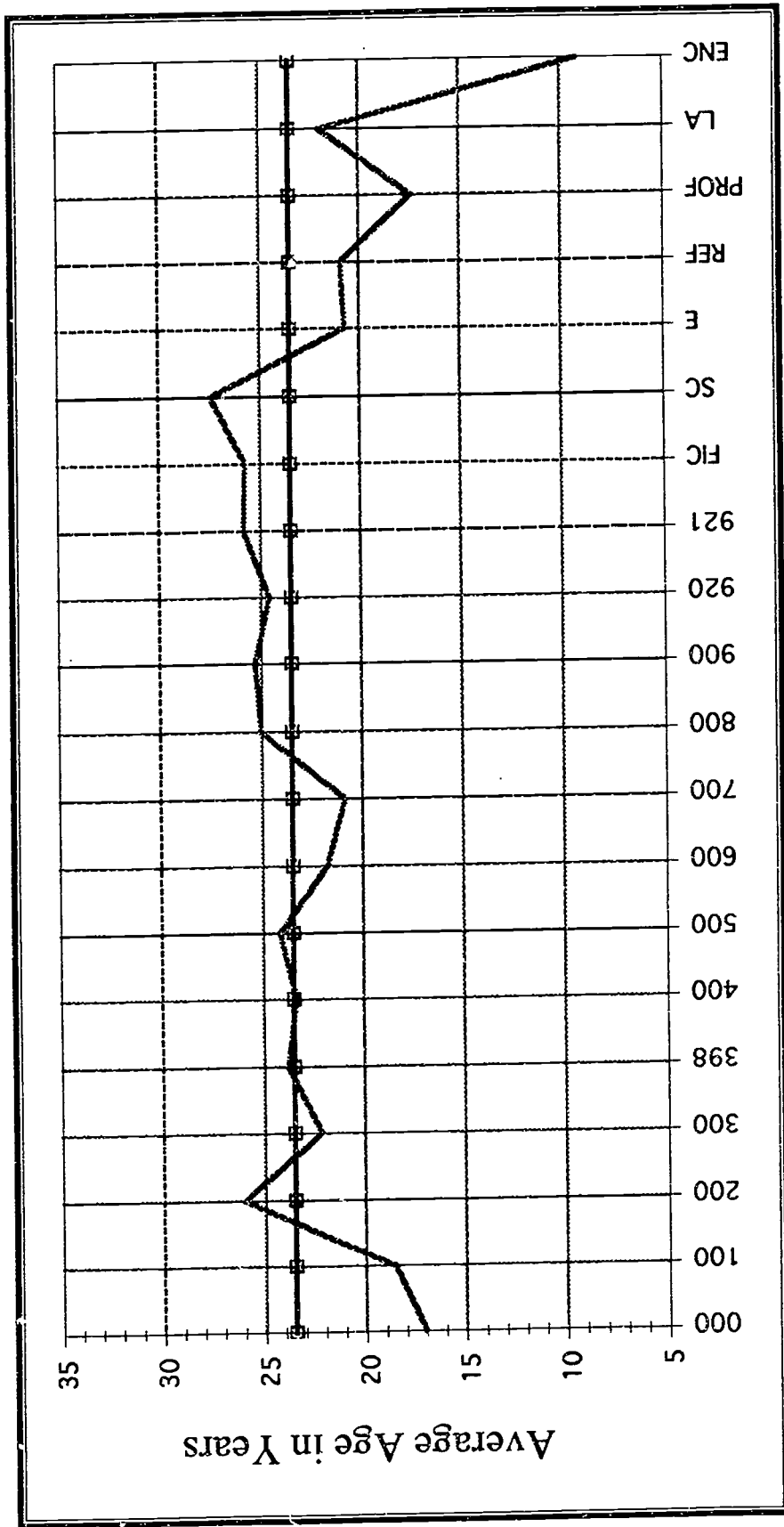
Average Age by Classification - All Schools

Classification	Age
Dewey 000	17.03
Dewey 100	18.57
Dewey 200	25.98
Dewey 300	22.14
Dewey 398	23.79
Dewey 400	23.37
Dewey 500	24.16
Dewey 600	21.79
Dewey 700	20.87
Dewey 800	25.02
Dewey 900	25.31
Dewey 920	24.57
Dewey 921	25.82
Fiction (FIC)	25.75
Story Coll. (SC)	27.42
Easy (E)	20.74
Reference (REF)	20.92
Professional (PROF)	17.45
Louisiana (LA)	21.98
Encyclopedias (ENC)	9.19

Overall Age = 23.51

Figure 3

Collection Assessment Survey Results - All Schools



— State Avg. by Classification -#- State Overall Avg. = 23.51

Figure 4

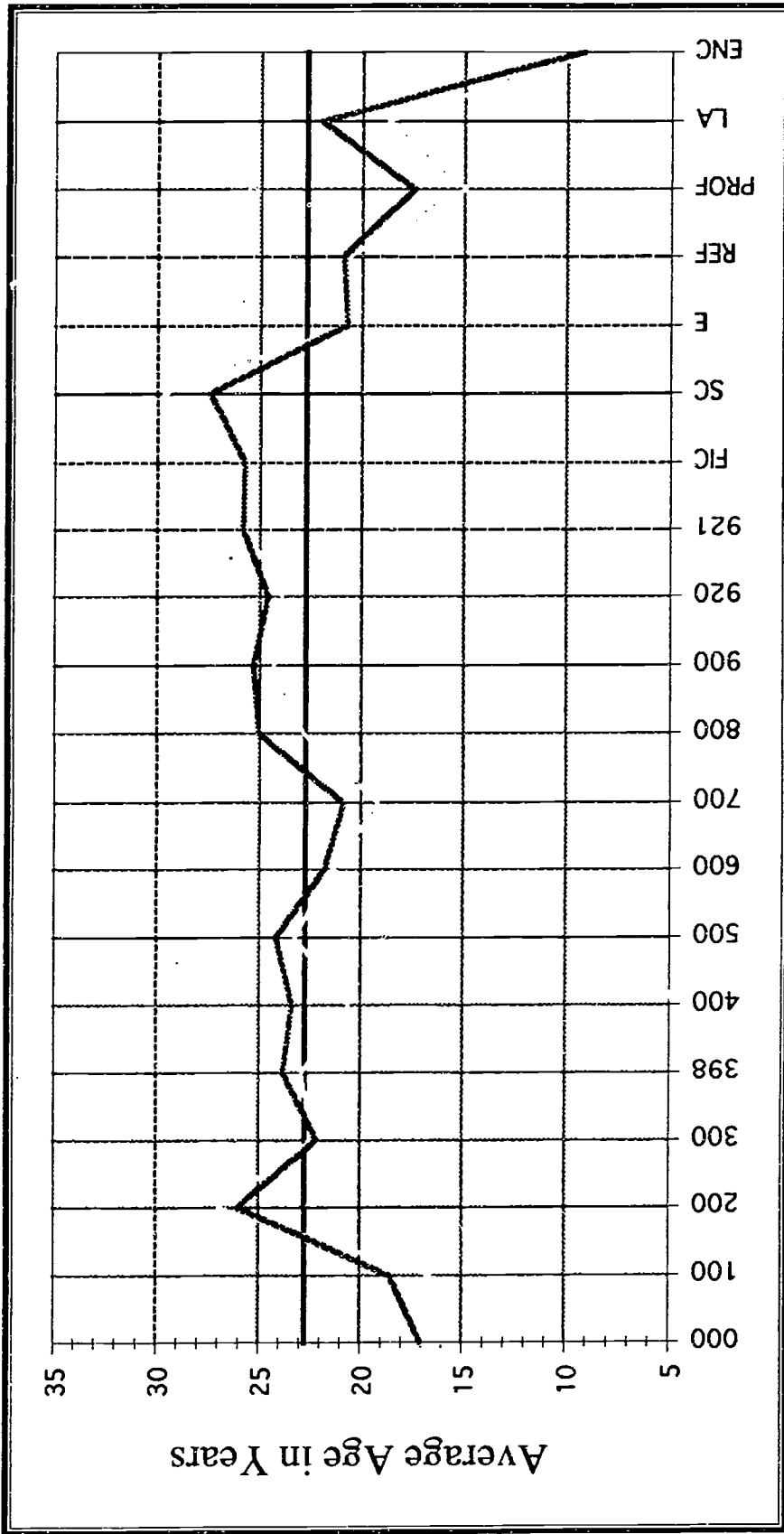
**Average Age by Classification
All Schools (AS) and Elementary Schools (ES)**

Classification	AS	ES
Dewey 000	17.03	15.89
Dewey 100	18.57	16.52
Dewey 200	25.98	26.96
Dewey 300	22.14	22.37
Dewey 398	23.79	22.90
Dewey 400	23.37	20.58
Dewey 500	24.16	23.27
Dewey 600	21.79	21.38
Dewey 700	20.87	19.18
Dewey 800	25.02	22.83
Dewey 900	25.31	24.34
Dewey 920	24.57	23.89
Dewey 921	25.82	25.67
Fiction (FIC)	25.75	25.54
Story Coll. (SC)	27.42	29.71
Easy (E)	20.74	20.65
Reference (REF)	20.92	20.65
Professional (PROF)	17.45	14.91
Louisiana (LA)	21.98	18.77
Encyclopedias (ENC)	9.19	8.68

Overall Age = 23.51 22.73

Figure 5

Collection Assessment Survey Results - Elementary Schools



State Avg. by Classification
 Elem. School Avg. by Classification
 Elem. School Overall Avg. = 22.73



Figure 6

**Average Age by Classification
All Schools (AS) and Middle Schools (MS)**

Classification	AS	MS
Dewey 000	17.03	17.14
Dewey 100	18.57	20.27
Dewey 200	25.98	27.31
Dewey 300	22.14	23.74
Dewey 398	23.79	31.13
Dewey 400	23.37	25.70
Dewey 500	24.16	25.28
Dewey 600	21.79	22.45
Dewey 700	20.87	21.29
Dewey 800	25.02	27.43
Dewey 900	25.31	26.51
Dewey 920	24.57	25.43
Dewey 921	25.82	27.30
Fiction (FIC)	25.75	25.42
Story Coll. (SC)	27.42	29.16
Easy (E)	20.74	21.40
Reference (REF)	20.92	22.23
Professional (PROF)	17.45	21.52
Louisiana (LA)	21.98	23.66
Encyclopedias (ENC)	9.19	10.10

Overall Age = 23.51 24.56

Figure 7

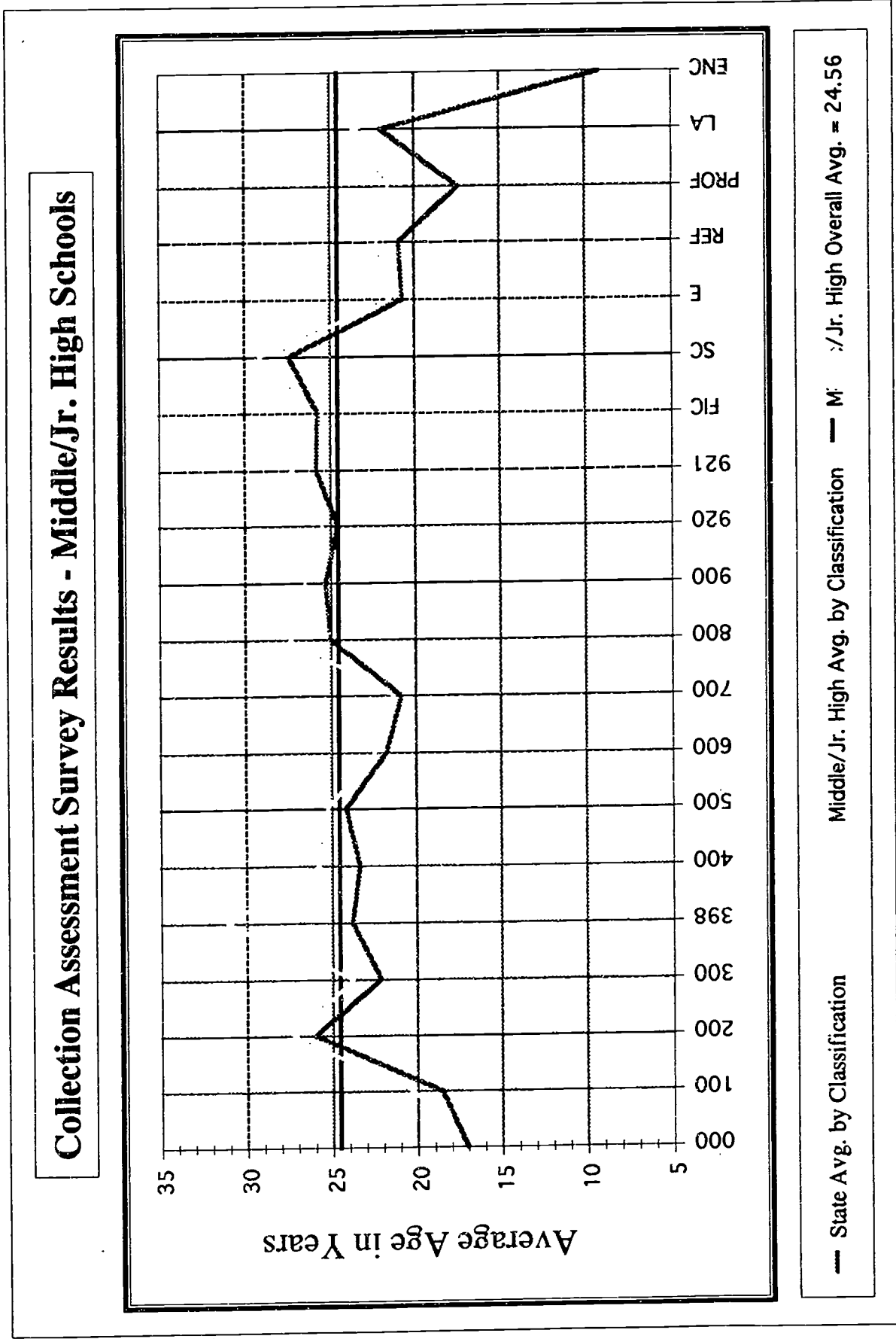


Figure 8

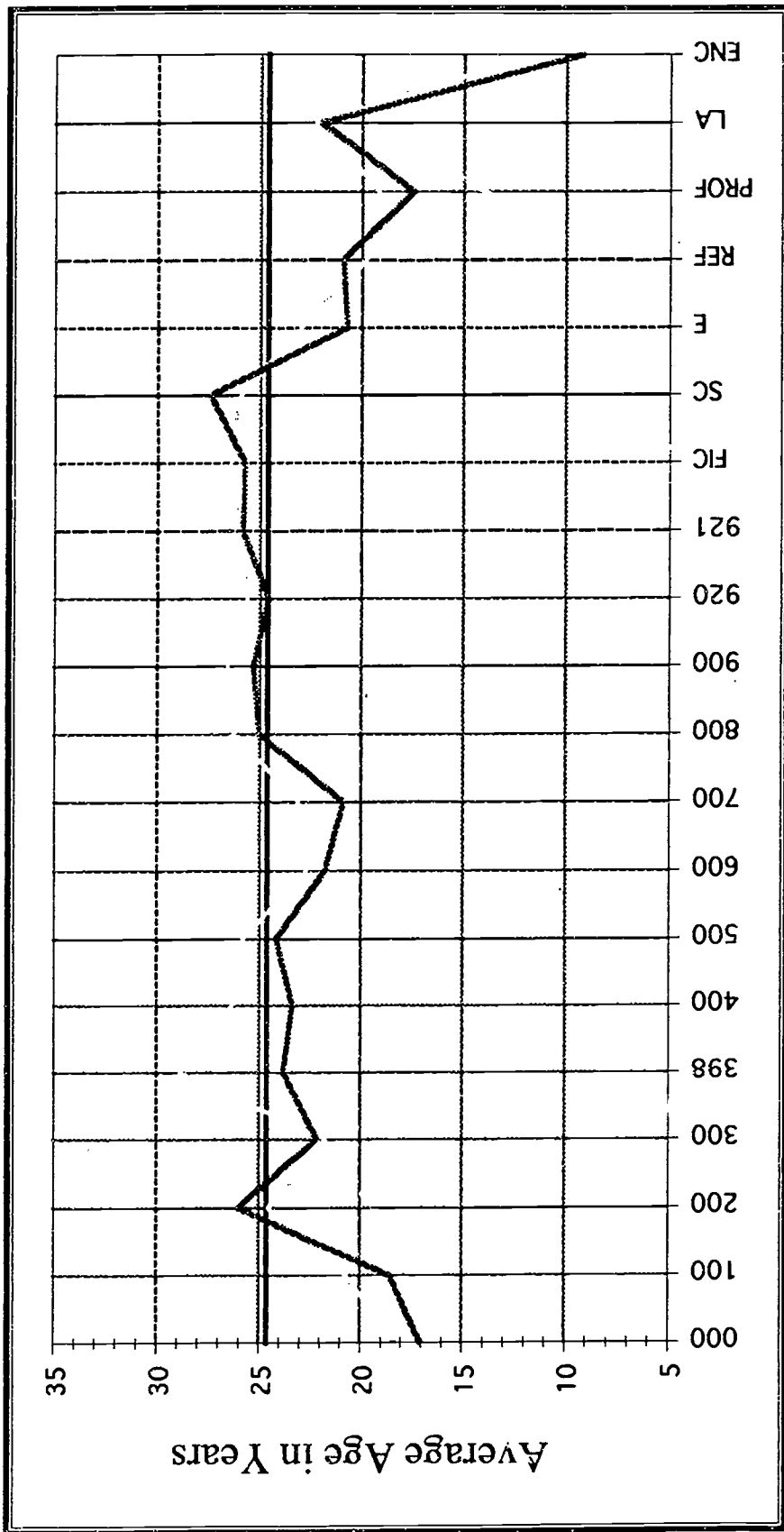
**Average Age by Classification
All Schools (AS) and High Schools (HS)**

Classification	AS	HS
Dewey 000	17.03	18.33
Dewey 100	18.57	20.70
Dewey 200	25.98	24.51
Dewey 300	22.14	21.68
Dewey 398	23.79	28.85
Dewey 400	23.37	26.31
Dewey 500	24.16	25.83
Dewey 600	21.79	22.67
Dewey 700	20.87	23.09
Dewey 800	25.02	26.29
Dewey 900	25.31	26.57
Dewey 920	24.57	25.59
Dewey 921	25.82	25.83
Fiction (FIC)	25.75	26.44
Story Coll. (SC)	27.42	25.97
Easy (E)	20.74	23.00
Reference (REF)	20.92	19.79
Professional (PROF)	17.45	19.15
Louisiana (LA)	21.98	22.32
Encyclopedias (ENC)	9.19	11.60

Overall Age = 23.51 24.60

Figure 9

Collection Assessment Survey Results - High Schools



--- State Avg. by Classification High School Overall Avg. = 24.60
— High School Avg. by Classification

Figure 10

Classification Preference for All 109 Schools

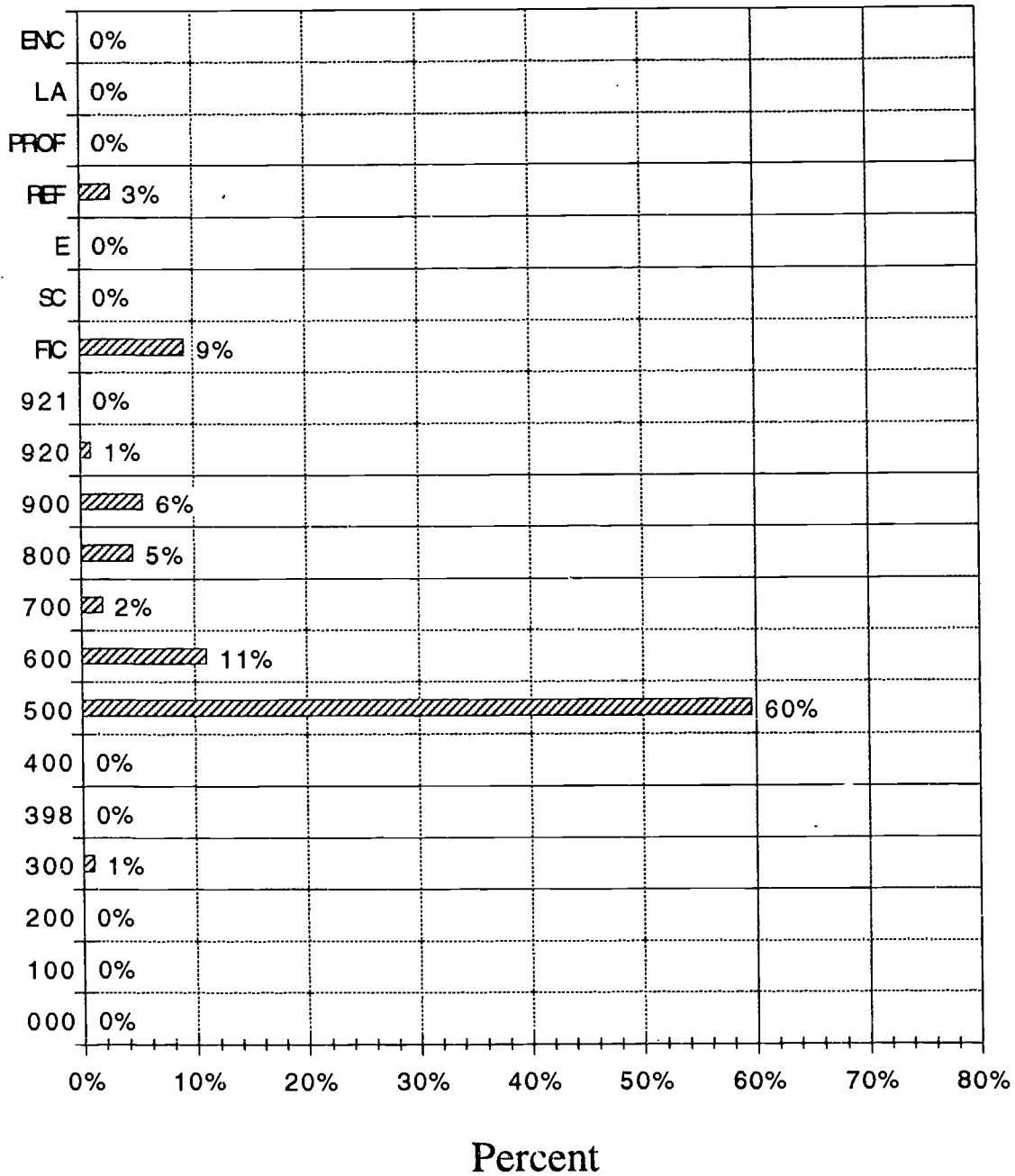


Figure 11

Classification Preference for 67 Schools with Grade K

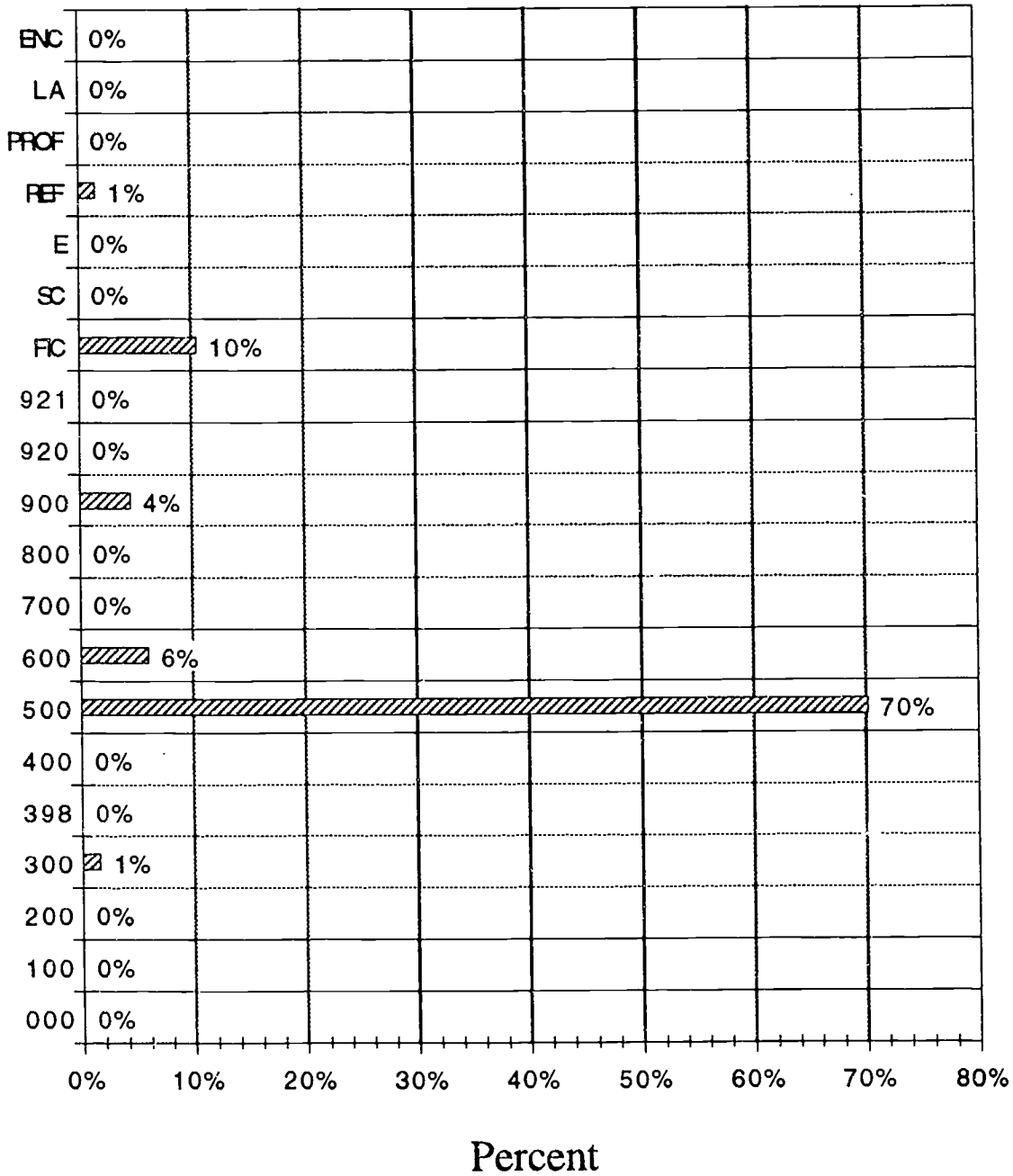


Figure 12

Classification Preference for 31 Schools with Grade 7

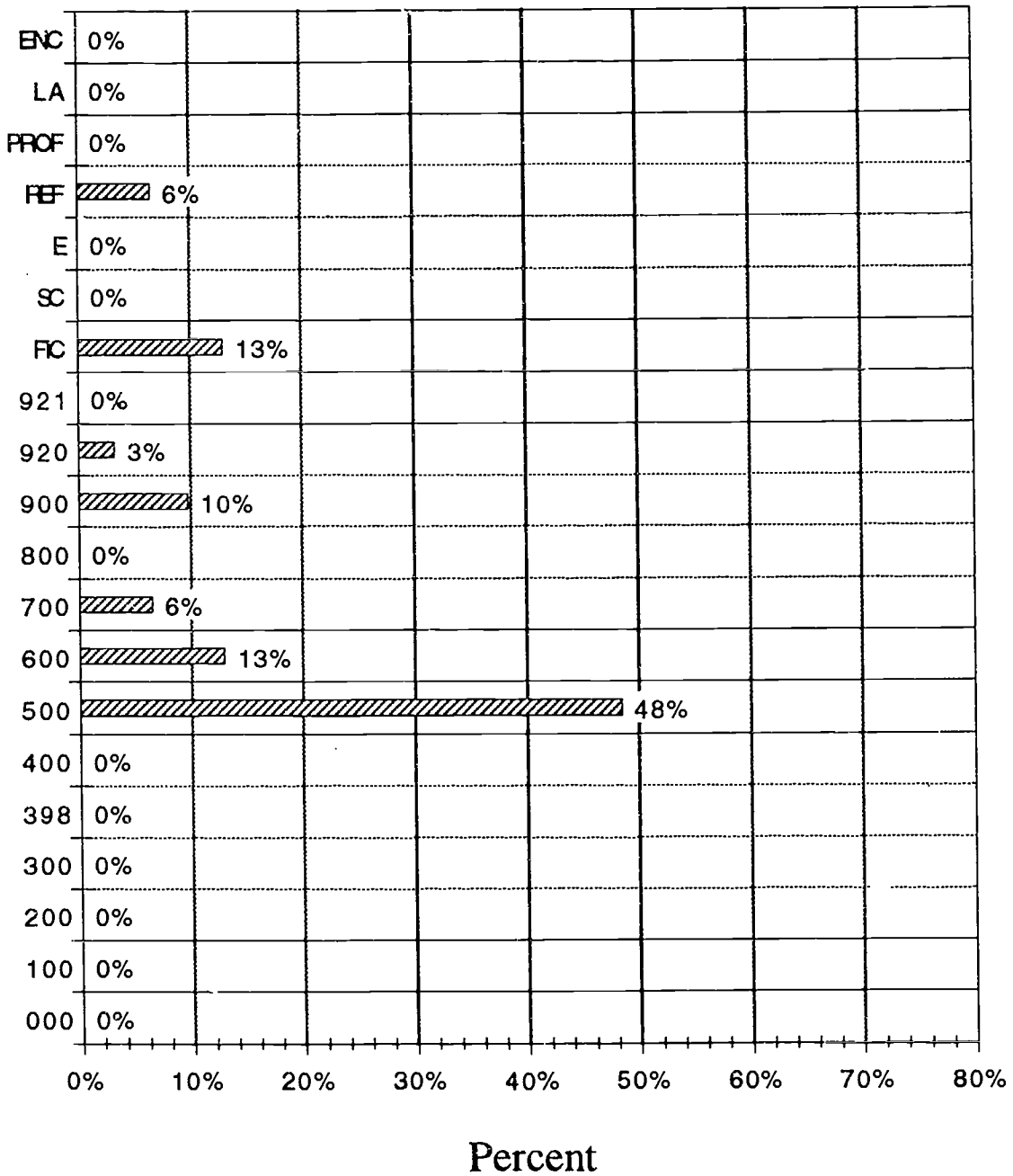


Figure 13

Classification Preference for 29 Schools with Grade 12

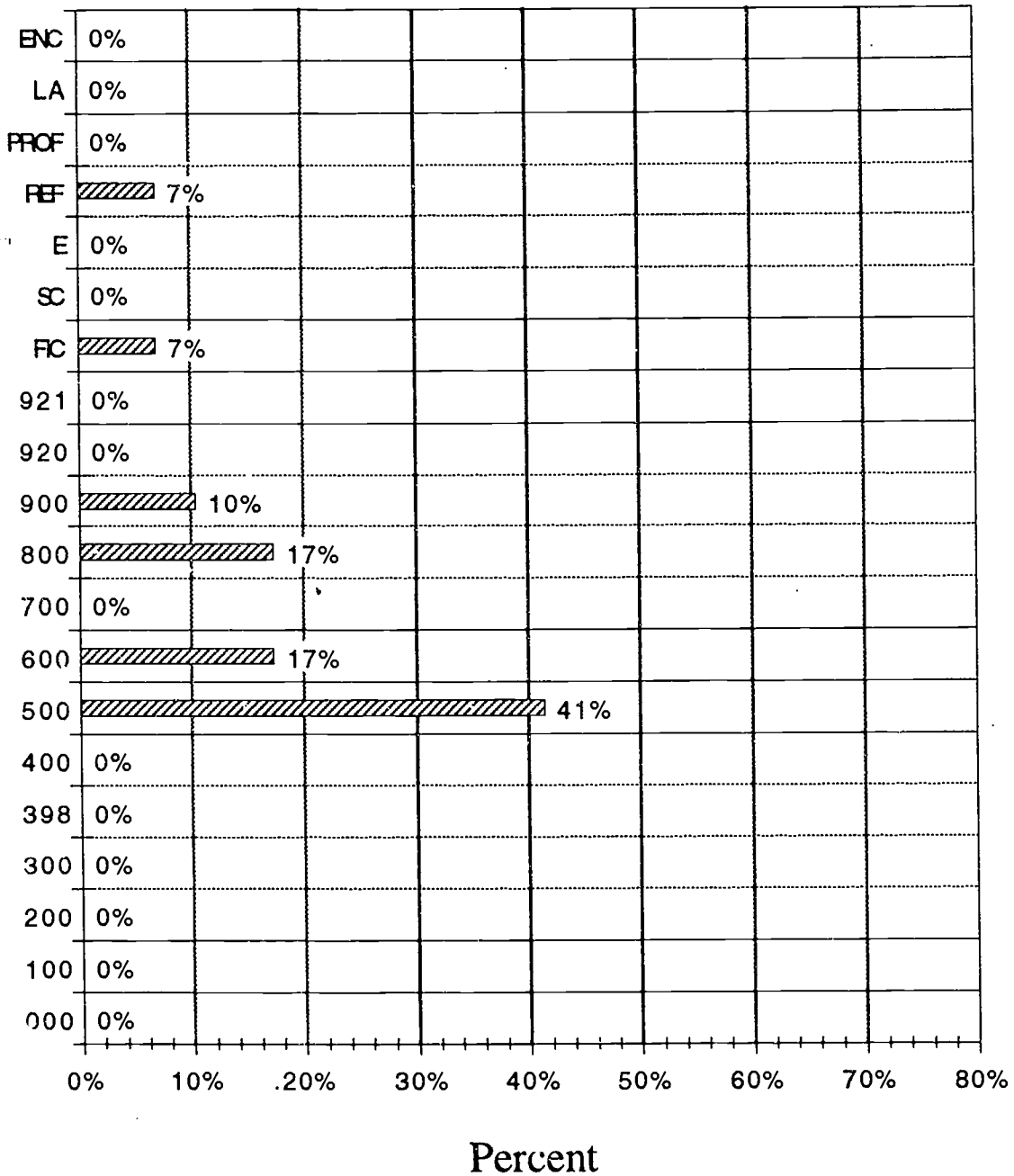
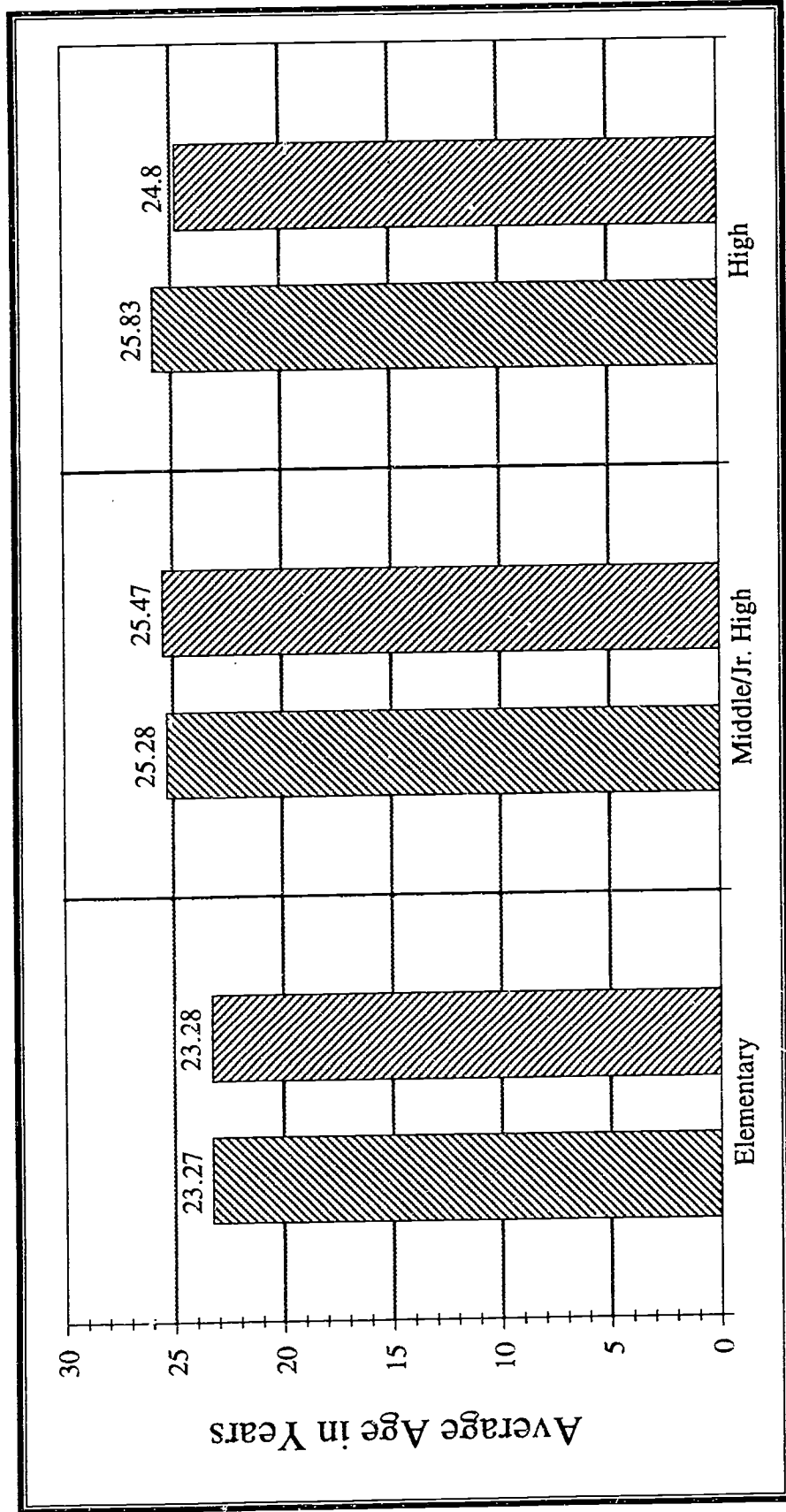


Figure 14

Collection Assessment Survey Results - 500s



500s Avg.
500s Avg. for Schools with 500s Preference

Figure 15

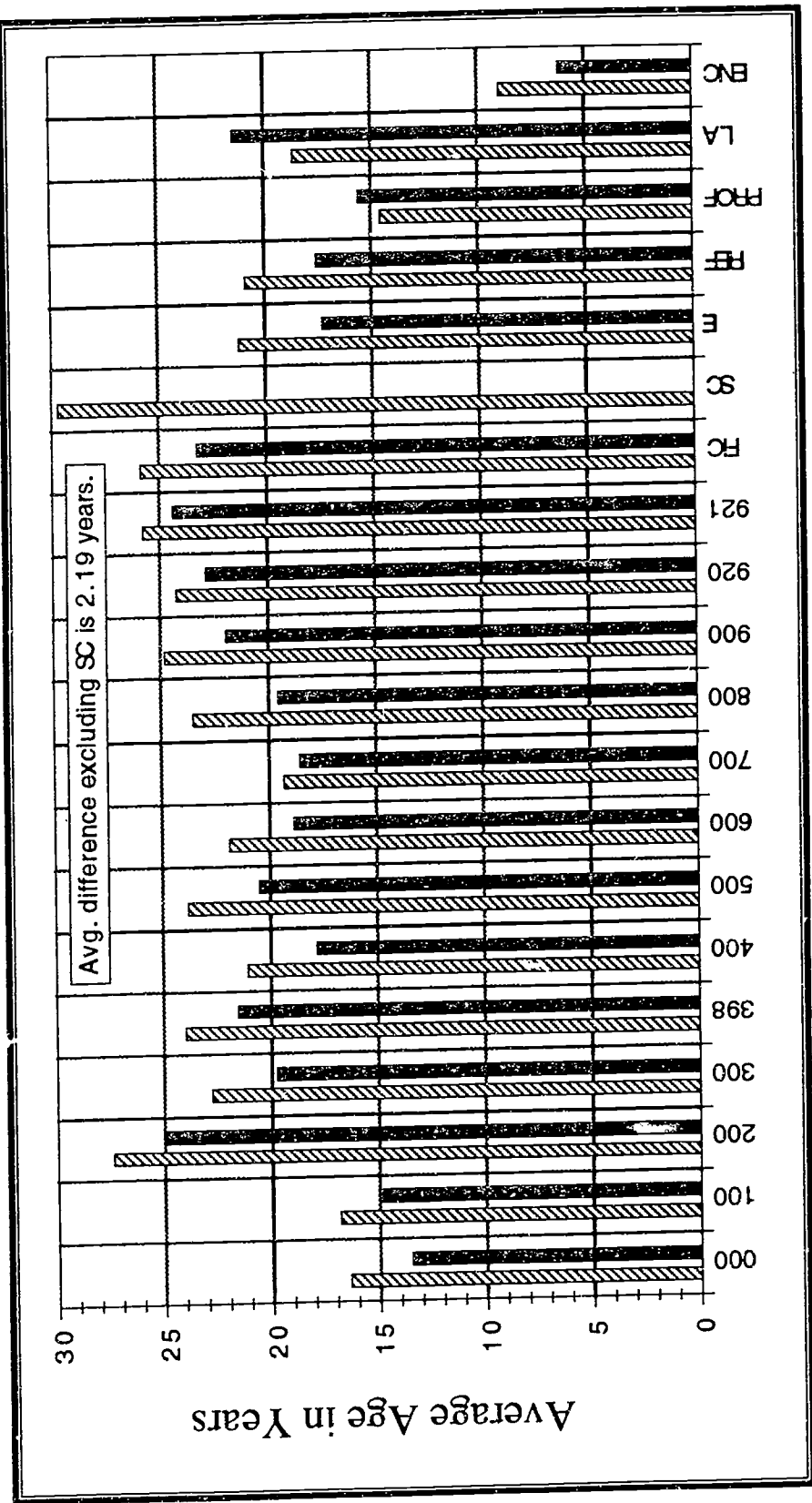
**Computerized and Non Computerized Sample Data
from Elementary Schools**



Classification	Computerized	Noncomputerized
Dewey 000	13.48	16.37
Dewey 100	14.86	16.83
Dewey 200	25.00	27.41
Dewey 300	19.74	22.77
Dewey 398	21.53	23.97
Dewey 400	17.83	21.07
Dewey 500	20.50	23.83
Dewey 600	18.85	21.87
Dewey 700	18.57	19.31
Dewey 800	19.57	23.52
Dewey 900	21.97	24.82
Dewey 920	22.88	24.24
Dewey 921	24.39	25.81
Fiction (FIC)	23.23	25.91
Story Coll. (SC)	*	29.71
Easy (E)	17.33	21.23
Reference (REF)	17.59	20.91
Professional (PROF)	15.59	14.57
Louisiana (LA)	21.44	18.65
Encyclopedias (ENC)	6.21	9.01
Overall Averages	20.17	23.19

* No significant data reported.

Figure 16

Computerized and Non Computerized Samples - Elementary Schools



 Computerized Elem. Schools
 Elem. School Avg. Excluding Computerized Schools

Implications

1. Collections at all levels are in need of updating.
2. The inadequacy in science and technology is at a crisis level.
3. Resource based teaching and learning are hindered with the current age of library book collections.
4. Outdated collections are not meeting the diverse personal needs of students in the 1900's and do not provide the highly motivational materials needed by reluctant readers.
5. Louisiana public school libraries do not have the current book resources to prepare students to become effective users of information, successful problem solvers, critical thinkers, or effective communicators.
6. Strategies must be developed to provide access to current information to Louisiana public school students and staff.

Dissemination of Results

Each school librarian who participated in the assessment received a copy of the results for their school and a statewide summary. (Appendix 2, Appendix 3 for individual school results) The librarians were urged to share the results with local and state officials, parents, and colleagues.

The complete assessment survey report was placed in the collections of the Louisiana State Library, the library of the Louisiana State Department of Education, and the Middleton Libraries (Library and Information Science Library) of Louisiana State University. A copy of the report was sent to ERIC and to the Louisiana Library Association.

Preliminary results of the assessment were shared with a Joint Legislative Committee of the Louisiana Legislature at a Special Legislative Hearing on Libraries on January 2, 1992 by Phyllis Heroy.

The results were presented at a session of the Sixth National Conference of the American Association of School Librarians in Baltimore, MD on October 24, 1992 by Patsy H. Perritt and Phyllis Heroy. The program was entitled "Enhancing Information Access Through Collection Analysis".

The survey results were requested by Eileen D. Cooke and sent to the Washington office of the American Library Association for documentation in support of ESEA reauthorization legislation on November 4, 1992.

The results were presented at a session of the Louisiana Library Association annual conference in Shreveport, LA March 26, 1993 by Phyllis Heroy.

APPENDIX 1

Survey Forms

Original Survey pp. 23-29

Directions for Using Computer Program pp. 30-34

Refined Survey (5/93) pp. 35-40



November 15, 1991

Dear Librarian,

As you are aware, school libraries have been severely impacted by the changes in the state Minimum Foundation Program, which eliminated line item funding for library books. The Louisiana Association of School Librarians is very concerned about the situation. There are some parishes in which no funds have been allotted to libraries; in other cases, allotments have been reduced drastically.

Although the legislature addressed this issue in 1991 by mandating that \$2.70 per pupil must be spent for libraries in each parish (H.B. #260), this affects only the 1991-92 school year.

A case must be made for dedicated funding. We think that can best be done by presenting the results of a state-wide assessment evaluating the age of collections in libraries. We are asking for your cooperation in completing the enclosed assessment and returning it as requested. By helping us you will be helping yourself and school library programs throughout our state.

Sincerely,

Phyllis Heroy

Patsy Perritt

SPECIAL NOTE TO LIBRARIANS RECEIVING THIS MAILING

You are receiving this mailing either because you have been identified as an LASL member or as a representative librarian from a parish with no known LASL member.

We hope you will agree with us that a stable source for State funding is a must for school libraries to survive and fulfill their educational mission. If for any reason you are unable to participate personally in this survey, please ask another librarian in your parish to participate. We would like to have results from at least one school from each parish in the state. If you can get other librarians in your parish to participate in addition to yourself, please do so.

Thanks for your help!

COLLECTION ASSESSMENT

_____ School/Parish
_____ Address
_____ Librarian
Evaluator, if not librarian _____
_____ Grade Levels _____ School Phone
_____ Programs Served

_____ Enrollment May 1991
_____ Book Count on 1990-91 Annual Report
_____ Books Per Pupil, 90-91 Annual Report

Please ask the librarian for these responses:

_____ Dewey Numbers Most Heavily Used

_____ Your ranking of the easy collection	Poor - Excellent 1-----5
_____ Your ranking of the fiction collection	Poor - Excellent 1-----5
_____ Your ranking of the adequacy of the non-fiction collection	Poor -Excellent 1-----5
_____ Your judgment as to the most important area to keep current in this library (Dewey classification number or fiction)	

REFERENCE COLLECTION

Record the title & copyright date of all general encyclopedia sets counted on the 1990-91 annual report - examples World Book, Compton's

_____ c.	_____
_____ c.	_____
_____ c.	_____
_____ c.	_____
_____ c.	_____
_____ c.	_____
_____ c.	_____
_____ c.	_____
_____ c.	_____
_____ c.	_____
_____ c.	_____
_____ c.	_____
_____ c.	_____
_____ c.	_____
_____ c.	_____
_____ c.	_____
_____ c.	_____
_____ c.	_____
_____ c.	_____
_____ c.	_____
_____ c.	_____
_____ c.	_____

PROFESSIONAL COLLECTION

_____ Total number of professional volumes (on 1990-91 report or actual count by evaluator)

_____ Number of professional periodical subscriptions

LOUISIANA SCHOOL LIBRARIES
COLLECTION ASSESSMENT
CURRENCY

Method:

Non-fiction books are assessed by selecting a range of Dewey numbers by 100's. Fiction books are assessed as one area A-Z. Easy books are also assessed as one area. Special collections, such as Louisiana, may be assessed separately.

A sample is selected by identifying every tenth book on the shelf or each third book and recording the latest copyright date of the volume.

For the area/Dewey number identified to be the most important to keep up-to-date, use every third book. If the range, e.g. the 200's, is so small that just a few dates would be recorded using every tenth book, elect to sample every third book.

General Directions:

Make copies of the work sheet provided. See page 4 for the number of pages needed. Keep one blank copy to use if additional copies are needed. At the top of the work sheet write in the range of numbers or name of the section being sampled, for example, 800-900, Fiction, Easy, Louisiana Special Collection. Indicate whether every tenth book or every third book was sampled for each area by checking the appropriate item at the top of each work sheet.

A team of two people is recommended. One person will pull books from the shelf and call out the copyright date and the other will place a tally mark on the work sheet by the year and cumulate by fives ().

The copyright date is generally on the verso (back) of the title page. In rare cases it is in other places, such as in the back of the book. Use the latest copyright date if more than one date appears. Be sure to use only copyright dates -- not edition or printing dates. If no copyright date can be found, just skip the volume.

If the shelflist is accurate through the May 1991 inventory, the sampling can be done by using the cards in the same manner as actually looking at the volumes. If the accuracy of the shelflist cannot be determined, go to the books on the shelves for the sampling.

Questions to: Phyllis Heroy (504 295-8612) or Patsy Perritt (504 388-1460)

Return all forms by January 1, 1992 to:

Patsy H. Perritt
School of Library & Information Science
267 Coates Hall, Louisiana State University
Baton Rouge, LA 70803

AVERAGE COPYRIGHT DATES BY SECTION

The research team will average the copyright dates to complete this sheet. This page is included to indicate the sections to be assessed. A separate tally sheet should be completed for each area.

Averages are based on a sampling of each tenth book, except in the area/Dewey number identified as the most important to keep up to date, in which case every third book will be sampled. If any section is judged to be small, use every third book.

_____	000-100
_____	200's
_____	398's (folk and fairy tales) This section is optional.
_____	Remaining 300's
_____	400's
_____	500's
_____	600's
_____	700's
_____	800's
_____	Biography
_____	Remaining 900's
_____	Average of all Dewey Numbers, including biography
_____	Easy
_____	Remaining Fiction
_____	Reference, not including general encyclopedias
_____	Professional collection, not including periodicals
_____	Special collection - _____
_____	Special collection - _____

BEST COPY AVAILABLE

Collection Assessment Tally Sheet

**Note: Make one copy of this tally sheet for each section to be assessed.

School _____ Section _____

Sampling in this section based on every _____ 3rd book _____ 10th book

Pre-1945 _____	1968 _____
1945 _____	1969 _____
1946 _____	1970 _____
1947 _____	1971 _____
1948 _____	1972 _____
1949 _____	1973 _____
1950 _____	1974 _____
1951 _____	1975 _____
1952 _____	1976 _____
1953 _____	1977 _____
1954 _____	1978 _____
1955 _____	1979 _____
1956 _____	1980 _____
1957 _____	1981 _____
1958 _____	1982 _____
1959 _____	1983 _____
1960 _____	1984 _____
1961 _____	1985 _____
1962 _____	1986 _____
1963 _____	1987 _____
1964 _____	1988 _____
1965 _____	1989 _____
1966 _____	1990 _____
1967 _____	1991 _____
	1992 _____

Christa McAuliffe Sherwood Center
Library Services Department

May, 1993

Memo to: Librarians -- Library Power Phase III Schools

From: Phyllis Heroy, Supervisor *PH*

Subject: Collection Assessment

The enclosed disk and instructions are to use in doing your Collection Assessment. The program on the disk has been written to use the Export Data feature of the Circulation Plus program which allows you to copy selected records to a floppy disk. For this survey, you will be checking major divisions of the Dewey sections, biography, reference, easy, fiction and special sections -- Louisiana, for example.

The enclosed CPYDTE program will locate the Library of Congress number and extract the first two digits, representing the year of publication. The program will check the records and count the number of titles for each year. These will be saved to a floppy disk. A report for each section can then be printed. The printout will show the number of books for each copyright year. At the end of the print out, the total number of books in the section and the average copyright date for that section will appear.

This information should be very useful to you in collection development as you analyze your present collection in relation to the curriculum and current needs and interests of students, teachers and parents. This data will also be required as part of the Library Power Project evaluation by the Dewitt Wallace-Reader's Digest Fund.

After finishing the printouts, fill in the information of page 4. Make one copy to keep on file and send one copy to the Library Power Office, Central Office Annex, Attention: Dr. Evelyn Conerly. Keep the original printouts in your files in case any question should arise regarding your data.

If you have any questions regarding use of the program, call the Library Services Department, 295-8610.

cc: Evelyn Conerly
Jenola Duke

COPYRIGHT DATE PROGRAM

****IMPORTANT: DO NOT CALL FOLLETT SUPPORT ON THIS PROGRAM!****

INSTRUCTIONS: Read the steps below carefully before beginning.

Although the Copyright Date (CPYDTE.EXE) disk may be used from drive C (the hard drive) I recommend working from the program disk in drive A and placing your collection data on data disks you create.

Format and label 2 - 3 blank disks to use to store the data.

The page numbers in parentheses refer to pages in the Circulation Plus manual.

Before beginning this program, print out a monthly Dewey report by 100's.

DIRECTIONS

Boot to the Circulation Plus menu

Go to the Master Menu

Select # 5 - Export Item/Patron Data (page 333)

Following menu prompts, do the following steps:

Select # 1 - Bibliographic records (p.335)

Select # 1 - All records (p.336)

Select # 1 - Microfilm format (p.337)

Select # 3 - Call number order (search key- p.338 &341)

Important Note: The call number range must be within the same Dewey section. For example, 100 - 199. If you put in the beginning number for that range, 100, for example and press Enter, the computer will find and display the first 100 call number. Press Enter again to accept this as the beginning number. To get the last number, put in 200, and it will display the first two hundred call number. Use the up arrow key to scroll back to the last call number in the 100's range. When that number is displayed, press Enter to accept. You will be asked if these are correct. Answer "Y" if they are; if not, make the correction needed.

The MARC tags menu will appear next.

Select # 1 - Records with Local Copy Information (p.344)

Select File Name - Type in the number of the Dewey class you are working with - 100, for example.

Place a formatted data disk in the selected disk drive -- a: or b: (p. 345). The computer will display the default disk drive. If it is not correct, correct it, and then press Enter.

After the records have been recorded on the data disk, the Search Key menu will appear again. To Export the next section, select # 3 - Call number order again and proceed with the next section.

After all sections have been exported to disk, you are ready to print out results.

Press Esc several times to get back to the Main Menu. Select E to Exit to DOS.

Be sure the printer is on and set at the top of a page.

Remove the data disk and insert the CPYDTE.EXE program disk in the A: drive (or B:).

At the C> type

A:CPYDTE (Note: If for some reason you are using your B drive, type B:CPYDTE.

Press Enter

A message will state the fields in your records from which the copyright information will be taken.

The screen will ask: File name to count?

Remove the CPYDTE program disk

Insert the data disk

Type in the file name for the first section according the this format:

A:100.LIF

PLEASE NOTE: You must place the data disk in the disk drive before typing this command or the program will not work! This command tells it the file is in the A: drive, the file name is "100" and it is in Microlif format. Be sure to follow exactly the format as given.

The computer should begin counting bar code numbers and printing data by copyright years. The report will be printed on two pages.

At the end, the total number of books in the section and the average copyright year will be printed.

Continue this process until all sections have been printed.

Note: You can compare the total barcodes printed in each section with the totals given in the Dewey report you printed. THEY WILL NOT MATCH EXACTLY BUT SHOULD BE SOMEWHAT CLOSE. Discrepancies will occur because, for example, records with no Library of Congress number or copyright year will be omitted during the counting.

OPTIONAL:

If you want to verify statistics on a section, you can get a printout of the MARC records by getting to a C: and typing in

```
TYPE A:700.LIF >PRN
```

Be sure to space after the word "type" and "LIF". All the MARC records for that section will be printed and you can hand check to verify the computer data.

If you want to print the MARC records to the screen instead of the printer, type

```
TYPE B: 100.LIF
```

Use your CTRL/Break or CTRL/Pause keys to control the scrolling.

SCHOOL _____ DATE _____

LIBRARIAN _____

COLLECTION ASSESSMENT -- COPYRIGHT DATES

INSTRUCTIONS: Write the average copyright date and total number of books in that section for each section of the library analyzed.

	Copyright Date	Total Number of Books
000	_____	_____
100	_____	_____
200	_____	_____
398's	_____	_____
Remaining	_____	_____
300's	_____	_____
400	_____	_____
500	_____	_____
600	_____	_____
700	_____	_____
800	_____	_____
Biography	_____	_____
901-919	_____	_____
922-999	_____	_____
Fiction	_____	_____
Reference (001-030)	_____	_____
Reference (032-999)	_____	_____
Professional	_____	_____
_____	_____	_____
(Spec. Coll)	_____	_____
_____	_____	_____
(Spec. Coll)	_____	_____
_____	_____	_____
(Spec. Coll)	_____	_____

Christa McAuliffe Sherwood Center
Library Services Department

May, 1993

Memo to: Librarians

From: Phyllis Heroy: *PH*

Subject: Collection Assessment

The enclosed instructions are to be used in doing a Collection Assessment of your library books. For the assessment, you will be checking copyright dates of books in all sections of the collection -- non-fiction, fiction, easy, reference, biography, professional and special collections (Louisiana, for example.)

Results of the assessment will be very useful to you in collection development as you analyze your present collection in relation to the curriculum and current needs of students, teachers and parents. This information will be needed for the evaluation of the Library Power Project by the Dewitt Wallace-Reader's Digest Fund.

After completing the collection assessment as instructed, the tally sheets should be returned to the Library Power Office, Central Office Annex, Attention: Dr. Evelyn Conerly.

If you need help in doing the assessment call the Library Power Office, 922-5497.

If you have any questions regarding procedures call me at 295-8610.

cc: Evelyn Conerly
Jenola Duke

LIBRARY POWER
COLLECTION ASSESSMENT

METHOD:

Non-fiction books are assessed by selecting a range of Dewey numbers by 100's. Fiction books are assessed as one area, A-Z. Easy books are assessed as one area, A-Z. Special collections, such as Louisiana, may be assessed separately.

A sample is selected by identifying every tenth book on the shelf in large sections and every third book in small sections. For example, the 300's and 500's in a typical library would represent a large section; the 100's and 200's would represent a small section. As a rule of thumb, if the section contains fewer than one hundred books, sample every third book.

For the area or Dewey range the librarian identified as the most important to keep up-to-date, use every third book, regardless of the number of books in that range.

GENERAL DIRECTIONS

Make copies of the tally sheet provided. A separate tally sheet is needed for each section to be sampled. See page 4 to figure the number of copies needed. Keep one blank copy to use if additional copies are needed. At the top of the tally sheet write in the range of numbers or name of the section being sampled, for example, 500, Easy, etc. Indicate whether every tenth book or every third book was sampled for each area by checking the appropriate item at the top of the page.

A team of two people is recommended. One person will pull the books from the shelf and call out the copyright dates and the other will place a tally mark on the tally sheet by the year and cumulate by five's (Htt).

The copyright date is generally on the verso (back) of the title page. In rare cases it is in other places, such as the back of the book. Use the latest copyright date if more than one date appears. Be sure to use only copyright dates -- not edition or printing dates. If no copyright date can be found, skip the volume and go to the next book on the shelf.

If there are any questions about procedures, call Phyllis Heroy, 295-8610.

COLLECTION ASSESSMENT

_____ School
_____ Librarian
_____ Evaluator(s)
_____ Grade levels _____ School phone

_____ Enrollment May 1993
_____ Book Count on 1992-93 Annual Report
_____ Books per Pupil 1992-93

LIBRARIAN RATING OF CURRENT COLLECTION:

_____ Dewey section most heavily used

_____ Ranking of the easy collection	Poor - Excellent 1-----5
_____ Ranking of the fiction collection	Poor - Excellent 1-----5
_____ Ranking of the non-fiction collection	Poor - Excellent 1-----5
_____ Most important area to keep current in <u>your library</u>	

REFERENCE COLLECTION

Record the title and copyright dte of all general encyclopedias sets counted on the 1992-93 School Library Annual Report -- example, WORLDBOOK, COMPTON'S, etc.

COPYRIGHT

TITLE

COPYRIGHT	TITLE
_____	_____
_____	_____
_____	_____
_____	_____
_____	_____
_____	_____
_____	_____
_____	_____
_____	_____
_____	_____
_____	_____
_____	_____
_____	_____
_____	_____
_____	_____
_____	_____

PROFESSIONAL COLLECTION

_____ Total number of professional volumes (based on 1992-93 Annual Report or actual count)

_____ Number of professional periodical subscriptions

AVERAGE COPYRIGHT DATE BY SECTION

DO NOT COMPLETE THIS PAGE. It is included only as a reference to use in deciding the areas to be assessed. A separate tally sheet should be turned in for each section on this list with the possible exception of special collections if there are none.

- _____ 000
- _____ 100
- _____ 200
- _____ 398's
- _____ 300 - 397
- _____ 400
- _____ 500
- _____ 600
- _____ 700
- _____ 800
- _____ Biography
- _____ 901-919
- _____ 922-999
- _____ Easy
- _____ Fiction
- _____ Reference 001-030
- _____ Reference 032-999
- _____ Professional
- _____ Special Collection: (Name) _____
- _____ Special Collection: (Name) _____
- _____ Special Collection: (Name) _____

Collection Assessment Tally Sheet

**Note: Make one copy of this tally sheet for each section to be assessed, as discussed on page 4.

School _____ Section _____

Sampling in this section based on every _____ 3rd book _____ 10th book

Pre-1945 _____	1968 _____
1945 _____	1969 _____
1946 _____	1970 _____
1947 _____	1971 _____
1948 _____	1972 _____
1949 _____	1973 _____
1950 _____	1974 _____
1951 _____	1975 _____
1952 _____	1976 _____
1953 _____	1977 _____
1954 _____	1978 _____
1955 _____	1979 _____
1956 _____	1980 _____
1957 _____	1981 _____
1958 _____	1982 _____
1959 _____	1983 _____
1960 _____	1984 _____
1961 _____	1985 _____
1962 _____	1986 _____
1963 _____	1987 _____
1964 _____	1988 _____
1965 _____	1989 _____
1966 _____	1990 _____
1967 _____	1991 _____
	1992 _____

APPENDIX 2

Results Report

Letter to Librarian and Principal p. 42

Sample of Individual School Results Chart p. 43

Blank Form for Individual School Use p. 44

March 18, 1993

Dear Librarian and Principal:

The participation of your school library in the 1991-92 statewide, public school library collection assessment conducted under the auspices of the Louisiana Association of School Librarians has resulted in significant data for your school, the school system, the state, and the field of school librarianship.

The overall results of this survey were reported at the national conference of the American Association of School Librarians in October 1992 and have subsequently been used as support data for the ESEA reauthorization campaign in Washington, D.C. In January of 1992 tentative results were used in a Louisiana joint House-Senate legislative hearing on libraries.

As you are aware, funding for the purchase of books and materials for school libraries in Louisiana continues to be in a perilous position. Allocations from the state are lumped with textbook funds and are discretionary. The purchasing power of the dollars which are spent for library materials continues to be eroded. According to the March 1993 School Library Journal, the **average cost per volume** at the preschool - grade 6 level is **\$14.65** and junior high and up level is **\$15.12**. These averages do not include general reference materials, which are typically expensive and can cost \$20-\$50 or more per volume.

Results of this survey from 109 schools show that the **average age of books in Louisiana public school libraries is 23.51 years**. Perhaps even more disturbing is the average age of books in the areas of natural sciences and math (24.16 years) and technology, including applied sciences (21.79 years).

The **age data for your school library collection** are appended. A complete report of the findings will be available in the collections of the Louisiana State Library and the LSU School of Library and Information Science Library and in the office of the Louisiana Association of School Librarians. Please contact Patsy Perritt, Professor, School of Library and Information Science, 267 Coates Hall, LSU, Baton Rouge, LA 70803 if you have specific questions about your data or if you wish to purchase a copy of the report. A limited number of copies will be available at \$5.00 each.

It is anticipated that you will use this information in a variety of settings to gain support for your school library. A **blank chart is provided** so that you may duplicate it and tailor it to the specifics of your school, selecting the comparisons you feel will be the most beneficial to your situation. It would be helpful to other librarians and educators if you would let us know how the information is used. A phone call or note to me would be appreciated.

Thank you again for the time and effort invested in the gathering of the data.

Sincerely,

Patsy H. Perritt
Professor

Collection Assessment Survey Results

(Name of School) Elem.

Parish: East Baton Rouge

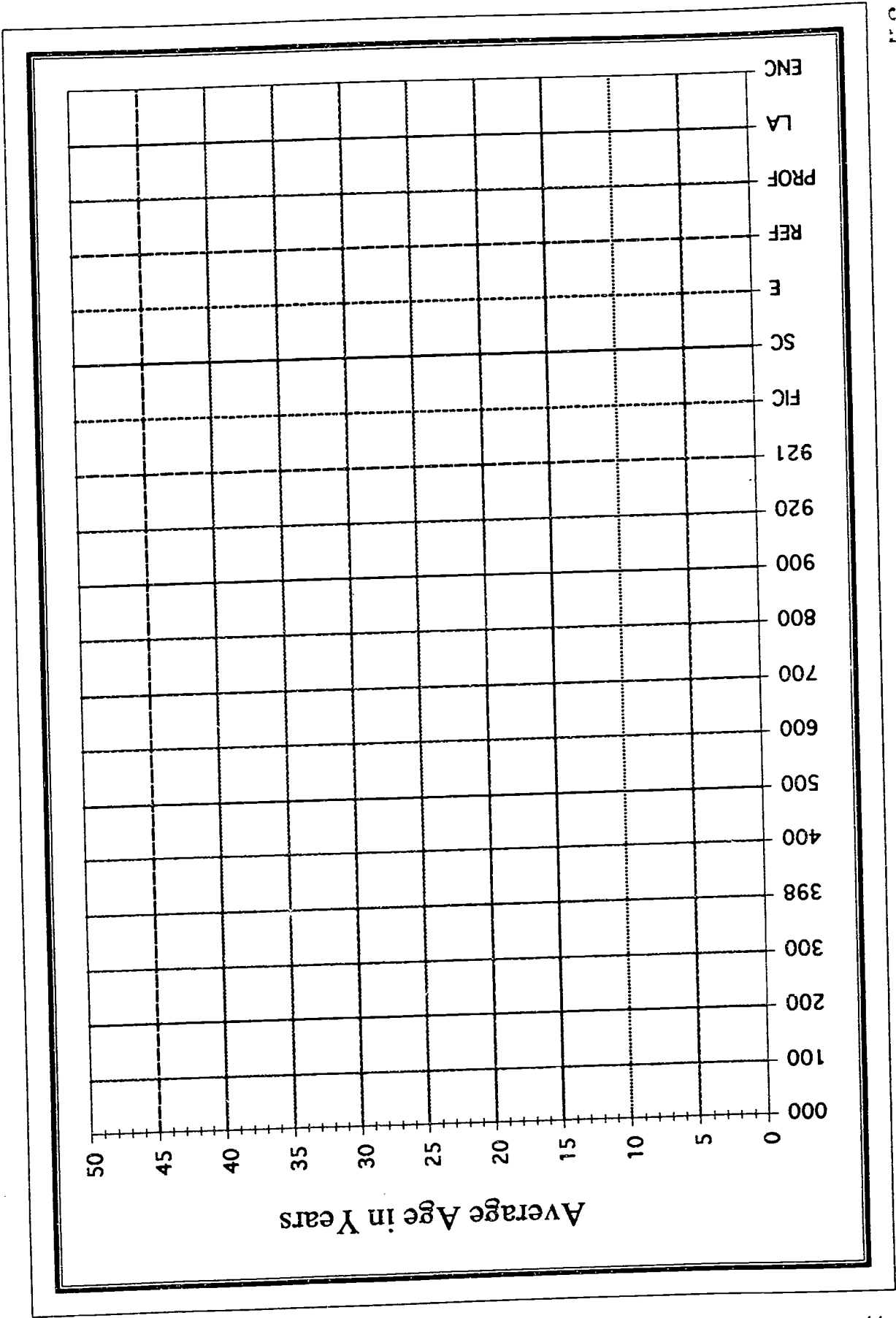
School Group Category: Elementary School

Classification	Average Age in Years by Classification		
	All Schools	Category	This school
Dewey 000	17.03	15.89	13.38
Dewey 100	18.57	16.52	15.87
Dewey 200	25.98	26.96	24.26
Dewey 300	22.14	22.37	17.76
Dewey 398	23.79	22.90	17.92
Dewey 400	23.37	20.58	15.38
*** Dewey 500	24.16	23.27	17.22
Dewey 600	21.79	21.38	15.73
Dewey 700	20.87	19.18	18.44
Dewey 800	25.02	22.83	17.83
Dewey 900	25.31	24.34	21.59
Dewey 920	24.57	23.89	NVR
Dewey 921	25.82	25.67	24.48
Fiction	25.75	25.54	22.11
Story Collection	27.42	29.71	NVR
Easy	20.74	20.65	15.69
Reference	20.92	20.65	14.21
Professional	17.45	14.91	7.53
Louisiana	21.98	18.77	20.44
Encyclopedias	9.19	8.68	.75
Overall Average Age	23.51	22.73	19.03

*** This category was identified by the librarian as the most important area of the collection to keep current.

NVR means that no volumes in this classification were reported.

(Top of chart - place your title here)



APPENDIX 3

Results by Individual School

Arranged by Level: Elementary, Middle/Junior High, High School

Alphabetized within Level by Parish, then by Name of School

RESULTS BY INDIVIDUAL SCHOOL

ELEMENTARY SCHOOLS

PARISHES REPRESENTED

Caddo
Calcasieu
Claiborne
Concordia
East Baton Rouge
Iberia
Orleans
Sabine

Collection Assessment Survey Results

Caddo Heights Elem.

Parish: Caddo

School Group Category: Elementary School

Classification	Average Age in Years by Classification		
	All Schools	Category	This school
Dewey 000	17.03	15.89	21.12
Dewey 100	18.57	16.52	12.82
Dewey 200	25.98	26.96	31.65
Dewey 300	22.14	22.37	22.95
Dewey 398	23.79	22.90	NVR
Dewey 400	23.37	20.58	19.55
*** Dewey 500	24.16	23.27	27.59
Dewey 600	21.79	21.38	22.7
Dewey 700	20.87	19.18	19.91
Dewey 800	25.02	22.83	22.13
Dewey 900	25.31	24.34	30.45
Dewey 920	24.57	23.89	NVR
Dewey 921	25.82	25.67	28.76
Fiction	25.75	25.54	29.34
Story Collection	27.42	29.71	31.57
Easy	20.74	20.65	17.61
Reference	20.92	20.65	NVR
Professional	17.45	14.91	NVR
Louisiana	21.98	18.77	NVR
Encyclopedias	9.19	8.68	13.11
Overall Average Age	23.51	22.73	24.69

*** This category was identified by the librarian as the most important area of the collection to keep current.

NVR means that no volumes in this classification were reported.

Collection Assessment Survey Results

Northside Elem.

Parish: Caddo

School Group Category: Elementary School

Classification	Average Age in Years by Classification		
	All Schools	Category	This school
Dewey 000	17.03	15.89	20.5
Dewey 100	18.57	16.52	15.57
Dewey 200	25.98	26.96	28
Dewey 300	22.14	22.37	27.13
Dewey 398	23.79	22.90	22.22
Dewey 400	23.37	20.58	22.43
*** Dewey 500	24.16	23.27	27.98
Dewey 600	21.79	21.38	25.9
Dewey 700	20.87	19.18	22.94
Dewey 800	25.02	22.83	25.56
Dewey 900	25.31	24.34	29.55
Dewey 920	24.57	23.89	27
Dewey 921	25.82	25.67	27.06
Fiction	25.75	25.54	30.71
Story Collection	27.42	29.71	28.13
Easy	20.74	20.65	22.56
Reference	20.92	20.65	22.75
Professional	17.45	14.91	21.36
Louisiana	21.98	18.77	20.31
Encyclopedias	9.19	8.68	16
Overall Average Age	23.51	22.73	25.86

*** This category was identified by the librarian as the most important area of the collection to keep current.

NVR means that no volumes in this classification were reported.

Collection Assessment Survey Results

Westwood Elem.

Parish: Caddo

School Group Category: Elementary School

Classification	Average Age in Years by Classification		
	All Schools	Category	This school
Dewey 000	17.03	15.89	NVR
Dewey 100	18.57	16.52	NVR
Dewey 200	25.98	26.96	NVR
Dewey 300	22.14	22.37	NVR
Dewey 398	23.79	22.90	NVR
Dewey 400	23.37	20.58	22.13
*** Dewey 500	24.16	23.27	23.51
Dewey 600	21.79	21.38	21.69
Dewey 700	20.87	19.18	NVR
Dewey 800	25.02	22.83	NVR
Dewey 900	25.31	24.34	NVR
Dewey 920	24.57	23.89	NVR
Dewey 921	25.82	25.67	NVR
Fiction	25.75	25.54	NVR
Story Collection	27.42	29.71	NVR
Easy	20.74	20.65	NVR
Reference	20.92	20.65	NVR
Professional	17.45	14.91	NVR
Louisiana	21.98	18.77	NVR
Encyclopedias	9.19	8.68	NVR
Overall Average Age	23.51	22.73	22.69

*** This category was identified by the librarian as the most important area of the collection to keep current.

NVR means that no volumes in this classification were reported.

Collection Assessment Survey Results

A.A. Nelson Elem.

Parish: Calcasieu

School Group Category: Elementary School

Classification	Average Age in Years by Classification		
	All Schools	Category	This school
Dewey 000	17.03	15.89	17.71
Dewey 100	18.57	16.52	20.2
Dewey 200	25.98	26.96	17.5
Dewey 300	22.14	22.37	18.94
Dewey 398	23.79	22.90	NVR
Dewey 400	23.37	20.58	18.23
*** Dewey 500	24.16	23.27	16.62
Dewey 600	21.79	21.38	17.12
Dewey 700	20.87	19.18	14.19
Dewey 800	25.02	22.83	17.47
Dewey 900	25.31	24.34	21.47
Dewey 920	24.57	23.89	32
Dewey 921	25.82	25.67	23.47
Fiction	25.75	25.54	19.17
Story Collection	27.42	29.71	NVR
Easy	20.74	20.65	20.14
Reference	20.92	20.65	11.11
Professional	17.45	14.91	NVR
Louisiana	21.98	18.77	17.71
Encyclopedias	9.19	8.68	6.6
Overall Average Age	23.51	22.73	19.15

*** This category was identified by the librarian as the most important area of the collection to keep current.

NVR means that no volumes in this classification were reported.

Collection Assessment Survey Results

Barbe Elem.

Parish: Calcasieu

School Group Category: Elementary School

Classification	Average Age in Years by Classification		
	All Schools	Category	This school
Dewey 000	17.03	15.89	13.54
Dewey 100	18.57	16.52	15.58
Dewey 200	25.98	26.96	29.5
Dewey 300	22.14	22.37	22.41
Dewey 398	23.79	22.90	NVR
Dewey 400	23.37	20.58	18.75
*** Dewey 500	24.16	23.27	22.48
Dewey 600	21.79	21.38	22.96
Dewey 700	20.87	19.18	16.71
Dewey 800	25.02	22.83	19.48
Dewey 900	25.31	24.34	24.53
Dewey 920	24.57	23.89	20.57
Dewey 921	25.82	25.67	24.11
Fiction	25.75	25.54	25.44
Story Collection	27.42	29.71	29.57
Easy	20.74	20.65	22.9
Reference	20.92	20.65	19
Professional	17.45	14.91	NVR
Louisiana	21.98	18.77	NVR
Encyclopedias	9.19	8.68	6
Overall Average Age	23.51	22.73	22.75

*** This category was identified by the librarian as the most important area of the collection to keep current.

NVR means that no volumes in this classification were reported.

Collection Assessment Survey Results

Bell City High

Parish: Calcasieu

School Group Category: Elementary School

Classification	Average Age in Years by Classification		
	All Schools	Category	This school
Dewey 000	17.03	15.89	16.36
Dewey 100	18.57	16.52	17.12
Dewey 200	25.98	26.96	20.45
Dewey 300	22.14	22.37	21.38
Dewey 398	23.79	22.90	NVR
Dewey 400	23.37	20.58	18.8
*** Dewey 500	24.16	23.27	21.3
Dewey 600	21.79	21.38	20.37
Dewey 700	20.87	19.18	17.85
Dewey 800	25.02	22.83	24.81
Dewey 900	25.31	24.34	24.23
Dewey 920	24.57	23.89	23.13
Dewey 921	25.82	25.67	27.62
Fiction	25.75	25.54	21.79
Story Collection	27.42	29.71	22.38
Easy	20.74	20.65	7.25
Reference	20.92	20.65	22.15
Professional	17.45	14.91	NVR
Louisiana	21.98	18.77	NVR
Encyclopedias	9.19	8.68	NVR
Overall Average Age	23.51	22.73	22.06

*** This category was identified by the librarian as the most important area of the collection to keep current.

NVR means that no volumes in this classification were reported.

Collection Assessment Survey Results

Brentwood Elem.

Parish: Calcasieu

School Group Category: Elementary School

Classification	Average Age in Years by Classification		
	All Schools	Category	This school
Dewey 000	17.03	15.89	14.63
Dewey 100	18.57	16.52	22.75
Dewey 200	25.98	26.96	28.64
Dewey 300	22.14	22.37	21.65
Dewey 398	23.79	22.90	NVR
Dewey 400	23.37	20.58	20.83
*** Dewey 500	24.16	23.27	22.14
Dewey 600	21.79	21.38	21.49
Dewey 700	20.87	19.18	17.3
Dewey 800	25.02	22.83	25.29
Dewey 900	25.31	24.34	22.47
Dewey 920	24.57	23.89	24.82
Dewey 921	25.82	25.67	20.25
Fiction	25.75	25.54	23.36
Story Collection	27.42	29.71	9.57
Easy	20.74	20.65	23.45
Reference	20.92	20.65	15.67
Professional	17.45	14.91	NVR
Louisiana	21.98	18.77	NVR
Encyclopedias	9.19	8.68	3
Overall Average Age	23.51	22.73	22.59

*** This category was identified by the librarian as the most important area of the collection to keep current.

NVR means that no volumes in this classification were reported.

Collection Assessment Survey Results

Cherry St. Elem.

Parish: Calcasieu

School Group Category: Elementary School

Classification	Average Age in Years by Classification		
	All Schools	Category	This school
Dewey 000	17.03	15.89	17.5
Dewey 100	18.57	16.52	15.6
Dewey 200	25.98	26.96	27.81
Dewey 300	22.14	22.37	24.06
Dewey 398	23.79	22.90	NVR
Dewey 400	23.37	20.58	22.25
Dewey 500	24.16	23.27	29.23
Dewey 600	21.79	21.38	29.33
Dewey 700	20.87	19.18	21.47
Dewey 800	25.02	22.83	28.29
Dewey 900	25.31	24.34	26.59
Dewey 920	24.57	23.89	22.47
Dewey 921	25.82	25.67	NVR
*** Fiction	25.75	25.54	25.31
Story Collection	27.42	29.71	21.57
Easy	20.74	20.65	22.81
Reference	20.92	20.65	NVR
Professional	17.45	14.91	NVR
Louisiana	21.98	18.77	NVR
Encyclopedias	9.19	8.68	7.5
Overall Average Age	23.51	22.73	24.54

*** This category was identified by the librarian as the most important area of the collection to keep current.

NVR means that no volumes in this classification were reported.

Collection Assessment Survey Results

College Oaks Elem.

Parish: Calcasieu

School Group Category: Elementary School

Classification	Average Age in Years by Classification		
	All Schools	Category	This school
Dewey 000	17.03	15.89	16
Dewey 100	18.57	16.52	16
Dewey 200	25.98	26.96	30.29
Dewey 300	22.14	22.37	23.75
Dewey 398	23.79	22.90	NVR
Dewey 400	23.37	20.58	19.6
*** Dewey 500	24.16	23.27	22.87
Dewey 600	21.79	21.38	22.64
Dewey 700	20.87	19.18	17.13
Dewey 800	25.02	22.83	27.58
Dewey 900	25.31	24.34	27.69
Dewey 920	24.57	23.89	24
Dewey 921	25.82	25.67	22.19
Fiction	25.75	25.54	31.52
Story Collection	27.42	29.71	30.81
Easy	20.74	20.65	22.43
Reference	20.92	20.65	18.43
Professional	17.45	14.91	NVR
Louisiana	21.98	18.77	NVR
Encyclopedias	9.19	8.68	13.56
Overall Average Age	23.51	22.73	25.07

*** This category was identified by the librarian as the most important area of the collection to keep current.

NVR means that no volumes in this classification were reported.

Collection Assessment Survey Results

D.C. Perkins Elem.

Parish: Calcasieu

School Group Category: Elementary School

Classification	Average Age in Years by Classification		
	All Schools	Category	This school
Dewey 000	17.03	15.89	15.56
Dewey 100	18.57	16.52	22.67
Dewey 200	25.98	26.96	33.24
Dewey 300	22.14	22.37	25.61
Dewey 398	23.79	22.90	NVR
Dewey 400	23.37	20.58	22.09
Dewey 500	24.16	23.27	28.05
Dewey 600	21.79	21.38	25.09
Dewey 700	20.87	19.18	21.78
Dewey 800	25.02	22.83	25.22
Dewey 900	25.31	24.34	25.53
Dewey 920	24.57	23.89	21.64
Dewey 921	25.82	25.67	24.48
*** Fiction	25.75	25.54	30.25
Story Collection	27.42	29.71	36.29
Easy	20.74	20.65	25.92
Reference	20.92	20.65	17.17
Professional	17.45	14.91	NVR
Louisiana	21.98	18.77	NVR
Encyclopedias	9.19	8.68	9.33
Overall Average Age	23.51	22.73	26.09

*** This category was identified by the librarian as the most important area of the collection to keep current.

NVR means that no volumes in this classification were reported.

Collection Assessment Survey Results

D. S. Combre Elem.

Parish: Calcasieu

School Group Category: Elementary School

Classification	Average Age in Years by Classification		
	All Schools	Category	This school
Dewey 000	17.03	15.89	8.6
Dewey 100	18.57	16.52	17.22
Dewey 200	25.98	26.96	23.44
Dewey 300	22.14	22.37	24.48
Dewey 398	23.79	22.90	NVR
Dewey 400	23.37	20.58	21.1
Dewey 500	24.16	23.27	27.68
Dewey 600	21.79	21.38	20.49
Dewey 700	20.87	19.18	17.94
Dewey 800	25.02	22.83	20.97
Dewey 900	25.31	24.34	28.66
Dewey 920	24.57	23.89	26.29
Dewey 921	25.82	25.67	27.05
Fiction	25.75	25.54	31.89
Story Collection	27.42	29.71	38.5
Easy	20.74	20.65	18.86
Reference	20.92	20.65	17
Professional	17.45	14.91	NVR
Louisiana	21.98	18.77	9.6
Encyclopedias	9.19	8.68	11.67
Overall Average Age	23.51	22.73	25.03

*** This category was identified by the librarian as the most important area of the collection to keep current.

NVR means that no volumes in this classification were reported.

Collection Assessment Survey Results

DeQuincy Elementary

Parish: Calcasieu

School Group Category: Elementary School

Classification	Average Age in Years by Classification		
	All Schools	Category	This school
Dewey 000	17.03	15.89	12.17
Dewey 100	18.57	16.52	12.6
Dewey 200	25.98	26.96	25.79
Dewey 300	22.14	22.37	19.62
Dewey 398	23.79	22.90	NVR
Dewey 400	23.37	20.58	17.29
*** Dewey 500	24.16	23.27	22.11
Dewey 600	21.79	21.38	23.74
Dewey 700	20.87	19.18	18
Dewey 800	25.02	22.83	24.71
Dewey 900	25.31	24.34	25.24
Dewey 920	24.57	23.89	21.65
Dewey 921	25.82	25.67	26.51
Fiction	25.75	25.54	26.24
Story Collection	27.42	29.71	25.82
Easy	20.74	20.65	16.65
Reference	20.92	20.65	26.02
Professional	17.45	14.91	NVR
Louisiana	21.98	18.77	22.27
Encyclopedias	9.19	8.68	11.88
Overall Average Age	23.51	22.73	22.54

*** This category was identified by the librarian as the most important area of the collection to keep current.

NVR means that no volumes in this classification were reported.

Collection Assessment Survey Results

Dolby Elem.

Parish: Calcasieu

School Group Category: Elementary School

Classification	Average Age in Years by Classification		
	All Schools	Category	This school
Dewey 000	17.03	15.89	10.7
Dewey 100	18.57	16.52	21.2
Dewey 200	25.98	26.96	23.4
Dewey 300	22.14	22.37	19.05
Dewey 398	23.79	22.90	NVR
Dewey 400	23.37	20.58	17.44
*** Dewey 500	24.16	23.27	16.88
Dewey 600	21.79	21.38	16.04
Dewey 700	20.87	19.18	11.97
Dewey 800	25.02	22.83	20.16
Dewey 900	25.31	24.34	18.1
Dewey 920	24.57	23.89	27.33
Dewey 921	25.82	25.67	16.56
Fiction	25.75	25.54	19.21
Story Collection	27.42	29.71	NVR
Easy	20.74	20.65	17.68
Reference	20.92	20.65	7
Professional	17.45	14.91	NVR
Louisiana	21.98	18.77	NVR
Encyclopedias	9.19	8.68	3.6
Overall Average Age	23.51	22.73	17.52

*** This category was identified by the librarian as the most important area of the collection to keep current.

NVR means that no volumes in this classification were reported.

Collection Assessment Survey Results

E.K. Key Elem.

Parish: Calcasieu

School Group Category: Elementary School

Classification	Average Age in Years by Classification		
	All Schools	Category	This school
Dewey 000	17.03	15.89	14.38
Dewey 100	18.57	16.52	23.8
Dewey 200	25.98	26.96	32.62
Dewey 300	22.14	22.37	20.56
Dewey 398	23.79	22.90	NVR
Dewey 400	23.37	20.58	17.41
*** Dewey 500	24.16	23.27	21.75
Dewey 600	21.79	21.38	17.24
Dewey 700	20.87	19.18	21.84
Dewey 800	25.02	22.83	21.27
Dewey 900	25.31	24.34	20.73
Dewey 920	24.57	23.89	26.93
Dewey 921	25.82	25.67	26.9
Fiction	25.75	25.54	29.77
Story Collection	27.42	29.71	30.88
Easy	20.74	20.65	23.81
Reference	20.92	20.65	20.94
Professional	17.45	14.91	NVR
Louisiana	21.98	18.77	NVR
Encyclopedias	9.19	8.68	5.56
Overall Average Age	23.51	22.73	24.25

*** This category was identified by the librarian as the most important area of the collection to keep current.

NVR means that no volumes in this classification were reported.

Collection Assessment Survey Results

Eastwood Elementary

Parish: Calcasieu

School Group Category: Elementary School

Classification	Average Age in Years by Classification		
	All Schools	Category	This school
Dewey 000	17.03	15.89	16.13
Dewey 100	18.57	16.52	14.3
Dewey 200	25.98	26.96	29.88
Dewey 300	22.14	22.37	23.39
Dewey 398	23.79	22.90	NVR
Dewey 400	23.37	20.58	24.5
Dewey 500	24.16	23.27	24.05
*** Dewey 600	21.79	21.38	24.3
Dewey 700	20.87	19.18	19.52
Dewey 800	25.02	22.83	23.2
Dewey 900	25.31	24.34	26.14
Dewey 920	24.57	23.89	21.77
Dewey 921	25.82	25.67	27.1
Fiction	25.75	25.54	29.72
Story Collection	27.42	29.71	NVR
Easy	20.74	20.65	27.73
Reference	20.92	20.65	19.82
Professional	17.45	14.91	NVR
Louisiana	21.98	18.77	NVR
Encyclopedias	9.19	8.68	12
Overall Average Age	23.51	22.73	26.15

*** This category was identified by the librarian as the most important area of the collection to keep current.

NVR means that no volumes in this classification were reported.

Collection Assessment Survey Results

Frasch Elem.

Parish: Calcasieu

School Group Category: Elementary School

Classification	Average Age in Years by Classification		
	All Schools	Category	This school
Dewey 000	17.03	15.89	20.36
Dewey 100	18.57	16.52	15.38
Dewey 200	25.98	26.96	33.2
Dewey 300	22.14	22.37	24.6
Dewey 398	23.79	22.90	NVR
Dewey 400	23.37	20.58	15.69
Dewey 500	24.16	23.27	25.3
Dewey 600	21.79	21.38	24.21
Dewey 700	20.87	19.18	24.07
Dewey 800	25.02	22.83	24.36
Dewey 900	25.31	24.34	26.67
Dewey 920	24.57	23.89	23.04
Dewey 921	25.82	25.67	29.12
*** Fiction	25.75	25.54	28.31
Story Collection	27.42	29.71	31.09
Easy	20.74	20.65	20.12
Reference	20.92	20.65	21.2
Professional	17.45	14.91	NVR
Louisiana	21.98	18.77	NVR
Encyclopedias	9.19	8.68	6
Overall Average Age	23.51	22.73	25.05

*** This category was identified by the librarian as the most important area of the collection to keep current.

NVR means that no volumes in this classification were reported.

Collection Assessment Survey Results

Gillis Elem.

Parish: Calcasieu

School Group Category: Elementary School

Classification	Average Age in Years by Classification		
	All Schools	Category	This school
Dewey 000	17.03	15.89	12.3
Dewey 100	18.57	16.52	12.75
Dewey 200	25.98	26.96	38.46
Dewey 300	22.14	22.37	25.98
Dewey 398	23.79	22.90	NVR
Dewey 400	23.37	20.58	21.75
*** Dewey 500	24.16	23.27	24.81
Dewey 600	21.79	21.38	23.51
Dewey 700	20.87	19.18	19.27
Dewey 800	25.02	22.83	19.73
Dewey 900	25.31	24.34	24.09
Dewey 920	24.57	23.89	29
Dewey 921	25.82	25.67	32.28
Fiction	25.75	25.54	29.23
Story Collection	27.42	29.71	32.06
Easy	20.74	20.65	21.95
Reference	20.92	20.65	23.69
Professional	17.45	14.91	NVR
Louisiana	21.98	18.77	8.75
Encyclopedias	9.19	8.68	10
Overall Average Age	23.51	22.73	25.29

*** This category was identified by the librarian as the most important area of the collection to keep current.

NVR means that no volumes in this classification were reported.

Collection Assessment Survey Results

Henry Heights Elem.

Parish: Calcasieu

School Group Category: Elementary School

Classification	Average Age in Years by Classification		
	All Schools	Category	This school
Dewey 000	17.03	15.89	20
Dewey 100	18.57	16.52	18
Dewey 200	25.98	26.96	27.6
Dewey 300	22.14	22.37	23.96
Dewey 398	23.79	22.90	NVR
Dewey 400	23.37	20.58	18.63
*** Dewey 500	24.16	23.27	26.14
Dewey 600	21.79	21.38	21.52
Dewey 700	20.87	19.18	16.7
Dewey 800	25.02	22.83	30.5
Dewey 900	25.31	24.34	29.75
Dewey 920	24.57	23.89	21.27
Dewey 921	25.82	25.67	27.2
Fiction	25.75	25.54	30.41
Story Collection	27.42	29.71	NVR
Easy	20.74	20.65	25.24
Reference	20.92	20.65	18.19
Professional	17.45	14.91	NVR
Louisiana	21.98	18.77	19
Encyclopedias	9.19	8.68	8.38
Overall Average Age	23.51	22.73	26.11

*** This category was identified by the librarian as the most important area of the collection to keep current.

NVR means that no volumes in this classification were reported.

Collection Assessment Survey Results

J.I. Watson Elem.

Parish: Calcasieu

School Group Category: Elementary School

Classification	Average Age in Years by Classification		
	All Schools	Category	This school
Dewey 000	17.03	15.89	14.62
Dewey 100	18.57	16.52	26.38
Dewey 200	25.98	26.96	37.86
Dewey 300	22.14	22.37	27.14
Dewey 398	23.79	22.90	NVR
Dewey 400	23.37	20.58	28.55
Dewey 500	24.16	23.27	22.54
Dewey 600	21.79	21.38	18.65
Dewey 700	20.87	19.18	17.13
Dewey 800	25.02	22.83	28.66
*** Dewey 900	25.31	24.34	24.67
Dewey 920	24.57	23.89	27.8
Dewey 921	25.82	25.67	29.23
Fiction	25.75	25.54	24.99
Story Collection	27.42	29.71	33.2
Easy	20.74	20.65	15.11
Reference	20.92	20.65	24.04
Professional	17.45	14.91	NVR
Louisiana	21.98	18.77	18.99
Encyclopedias	9.19	8.68	6
Overall Average Age	23.51	22.73	23.25

*** This category was identified by the librarian as the most important area of the collection to keep current.

NVR means that no volumes in this classification were reported.

Collection Assessment Survey Results

John F. Kennedy Elem.

Parish: Calcasieu

School Group Category: Elementary School

Classification	Average Age in Years by Classification		
	All Schools	Category	This school
Dewey 000	17.03	15.89	18
Dewey 100	18.57	16.52	10
Dewey 200	25.98	26.96	48
Dewey 300	22.14	22.37	22.79
Dewey 398	23.79	22.90	NVR
Dewey 400	23.37	20.58	16.67
Dewey 500	24.16	23.27	24.2
Dewey 600	21.79	21.38	20.03
Dewey 700	20.87	19.18	19.26
Dewey 800	25.02	22.83	23.65
Dewey 900	25.31	24.34	25.94
Dewey 920	24.57	23.89	25.27
Dewey 921	25.82	25.67	20.78
*** Fiction	25.75	25.54	27.29
Story Collection	27.42	29.71	33
Easy	20.74	20.65	22.12
Reference	20.92	20.65	15.15
Professional	17.45	14.91	NVR
Louisiana	21.98	18.77	NVR
Encyclopedias	9.19	8.68	9.5
Overall Average Age	23.51	22.73	24.14

*** This category was identified by the librarian as the most important area of the collection to keep current.

NVR means that no volumes in this classification were reported.

Collection Assessment Survey Results

John J. Johnson II Elem.

Parish: Calcasieu

School Group Category: Elementary School

Classification	Average Age in Years by Classification		
	All Schools	Category	This school
Dewey 000	17.03	15.89	14
Dewey 100	18.57	16.52	20.56
Dewey 200	25.98	26.96	31.91
Dewey 300	22.14	22.37	25.07
Dewey 398	23.79	22.90	NVR
Dewey 400	23.37	20.58	22.06
*** Dewey 500	24.16	23.27	26.49
Dewey 600	21.79	21.38	23.94
Dewey 700	20.87	19.18	22.87
Dewey 800	25.02	22.83	23.54
Dewey 900	25.31	24.34	27.97
Dewey 920	24.57	23.89	24.68
Dewey 921	25.82	25.67	26.94
Fiction	25.75	25.54	25.56
Story Collection	27.42	29.71	NVR
Easy	20.74	20.65	21.44
Reference	20.92	20.65	22.74
Professional	17.45	14.91	NVR
Louisiana	21.98	18.77	NVR
Encyclopedias	9.19	8.68	8
Overall Average Age	23.51	22.73	24.37

*** This category was identified by the librarian as the most important area of the collection to keep current.

NVR means that no volumes in this classification were reported.

Collection Assessment Survey Results

M.J.Kaufman Elem.

Parish: Calcasieu

School Group Category: Elementary School

Classification	Average Age in Years by Classification		
	All Schools	Category	This school
Dewey 000	17.03	15.89	12.53
Dewey 100	18.57	16.52	21.33
Dewey 200	25.98	26.96	25.27
Dewey 300	22.14	22.37	23.56
Dewey 398	23.79	22.90	NVR
Dewey 400	23.37	20.58	19.75
*** Dewey 500	24.16	23.27	24.9
Dewey 600	21.79	21.38	21.57
Dewey 700	20.87	19.18	17.32
Dewey 800	25.02	22.83	23.58
Dewey 900	25.31	24.34	23.9
Dewey 920	24.57	23.89	NVR
Dewey 921	25.82	25.67	24.65
Fiction	25.75	25.54	25.56
Story Collection	27.42	29.71	NVR
Easy	20.74	20.65	18.9
Reference	20.92	20.65	16.89
Professional	17.45	14.91	NVR
Louisiana	21.98	18.77	NVR
Encyclopedias	9.19	8.68	6.25
Overall Average Age	23.51	22.73	21.90

*** This category was identified by the librarian as the most important area of the collection to keep current.

NVR means that no volumes in this classification were reported.

Collection Assessment Survey Results

Maplewood Elementary

Parish: Calcasieu

School Group Category: Elementary School

Classification	Average Age in Years by Classification		
	All Schools	Category	This school
Dewey 000	17.03	15.89	9.78
Dewey 100	18.57	16.52	17.1
Dewey 200	25.98	26.96	28.9
Dewey 300	22.14	22.37	25.37
Dewey 398	23.79	22.90	NVR
Dewey 400	23.37	20.58	19.36
Dewey 500	24.16	23.27	22.89
Dewey 600	21.79	21.38	18.21
Dewey 700	20.87	19.18	14.5
Dewey 800	25.02	22.83	23.37
Dewey 900	25.31	24.34	29.1
Dewey 920	24.57	23.89	30.51
Dewey 921	25.82	25.67	27.59
*** Fiction	25.75	25.54	23.88
Story Collection	27.42	29.71	NVR
Easy	20.74	20.65	19.17
Reference	20.92	20.65	15.5
Professional	17.45	14.91	NVR
Louisiana	21.98	18.77	20.14
Encyclopedias	9.19	8.68	5
Overall Average Age	23.51	22.73	22.83

*** This category was identified by the librarian as the most important area of the collection to keep current.

NVR means that no volumes in this classification were reported.

Collection Assessment Survey Results

Moss Bluff Elem.

Parish: Calcasieu

School Group Category: Elementary School

Classification	Average Age in Years by Classification		
	All Schools	Category	This school
Dewey 000	17.03	15.89	14.86
Dewey 100	18.57	16.52	16.96
Dewey 200	25.98	26.96	22.14
*** Dewey 300	22.14	22.37	19.87
Dewey 398	23.79	22.90	NVR
Dewey 400	23.37	20.58	16.53
Dewey 500	24.16	23.27	19.55
Dewey 600	21.79	21.38	17.58
Dewey 700	20.87	19.18	15.49
Dewey 800	25.02	22.83	19.88
Dewey 900	25.31	24.34	19.56
Dewey 920	24.57	23.89	18.7
Dewey 921	25.82	25.67	21.49
Fiction	25.75	25.54	18
Story Collection	27.42	29.71	NVR
Easy	20.74	20.65	18.26
Reference	20.92	20.65	16.38
Professional	17.45	14.91	NVR
Louisiana	21.98	18.77	16.38
Encyclopedias	9.19	8.68	7.08
Overall Average Age	23.51	22.73	18.44

*** This category was identified by the librarian as the most important area of the collection to keep current.

NVR means that no volume(s) in this classification were reported.

Collection Assessment Survey Results

Oak Park Elem.

Parish: Calcasieu

School Group Category: Elementary School

Classification	Average Age in Years by Classification		
	All Schools	Category	This school
Dewey 000	17.03	15.89	20.1
Dewey 100	18.57	16.52	17.75
Dewey 200	25.98	26.96	32.71
Dewey 300	22.14	22.37	23.6
Dewey 398	23.79	22.90	NVR
Dewey 400	23.37	20.58	20
*** Dewey 500	24.16	23.27	29.32
Dewey 600	21.79	21.38	21.72
Dewey 700	20.87	19.18	15.06
Dewey 800	25.02	22.83	22.16
Dewey 900	25.31	24.34	28.85
Dewey 920	24.57	23.89	NVR
Dewey 921	25.82	25.67	NVR
Fiction	25.75	25.54	30.66
Story Collection	27.42	29.71	NVR
Easy	20.74	20.65	26.8
Reference	20.92	20.65	NVR
Professional	17.45	14.91	NVR
Louisiana	21.98	18.77	NVR
Encyclopedias	9.19	8.68	8.2
Overall Average Age	23.51	22.73	26.83

*** This category was identified by the librarian as the most important area of the collection to keep current.

NVR means that no volumes in this classification were reported.

Collection Assessment Survey Results

Prien Lake Elementary

Parish: Calcasieu

School Group Category: Elementary School

Classification	Average Age in Years by Classification		
	All Schools	Category	This school
Dewey 000	17.03	15.89	17.56
Dewey 100	18.57	16.52	19
Dewey 200	25.98	26.96	31.89
Dewey 300	22.14	22.37	24.81
Dewey 398	23.79	22.90	NVR
Dewey 400	23.37	20.58	21.75
Dewey 500	24.16	23.27	21.86
*** Dewey 600	21.79	21.38	21.1
Dewey 700	20.87	19.18	23.25
Dewey 800	25.02	22.83	22.75
Dewey 900	25.31	24.34	20.44
Dewey 920	24.57	23.89	28.24
Dewey 921	25.82	25.67	28.36
Fiction	25.75	25.54	26.88
Story Collection	27.42	29.71	NVR
Easy	20.74	20.65	25.39
Reference	20.92	20.65	11.95
Professional	17.45	14.91	NVR
Louisiana	21.98	18.77	NVR
Encyclopedias	9.19	8.68	6.77
Overall Average Age	23.51	22.73	24.64

*** This category was identified by the librarian as the most important area of the collection to keep current.

NVR means that no volumes in this classification were reported.

Collection Assessment Survey Results

R.W. Vincent Elem.

Parish: Calcasieu

School Group Category: Elementary School

Classification	Average Age in Years by Classification		
	All Schools	Category	This school
Dewey 000	17.03	15.89	15.14
Dewey 100	18.57	16.52	19.13
Dewey 200	25.98	26.96	32.3
Dewey 300	22.14	22.37	22.79
Dewey 398	23.79	22.90	NVR
Dewey 400	23.37	20.58	21.96
*** Dewey 500	24.16	23.27	22.46
Dewey 600	21.79	21.38	21.43
Dewey 700	20.87	19.18	16.94
Dewey 800	25.02	22.83	20.53
Dewey 900	25.31	24.34	20.26
Dewey 920	24.57	23.89	23.72
Dewey 921	25.82	25.67	NVR
Fiction	25.75	25.54	24.34
Story Collection	27.42	29.71	33.37
Easy	20.74	20.65	23.36
Reference	20.92	20.65	24.78
Professional	17.45	14.91	NVR
Louisiana	21.98	18.77	NVR
Encyclopedias	9.19	8.68	8.09
Overall Average Age	23.51	22.73	22.83

*** This category was identified by the librarian as the most important area of the collection to keep current.

NVR means that no volumes in this classification were reported.

Collection Assessment Survey Results

Ralph Wilson Elem.

Parish: Calcasieu

School Group Category: Elementary School

Classification	Average Age in Years by Classification		
	All Schools	Category	This school
Dewey 000	17.03	15.89	20.52
Dewey 100	18.57	16.52	12.24
Dewey 200	25.98	26.96	34.16
Dewey 300	22.14	22.37	25.77
Dewey 398	23.79	22.90	NVR
Dewey 400	23.37	20.58	25.37
Dewey 500	24.16	23.27	27.21
Dewey 600	21.79	21.38	22.19
Dewey 700	20.87	19.18	22.96
Dewey 800	25.02	22.83	25
Dewey 900	25.31	24.34	29.31
Dewey 920	24.57	23.89	32.11
Dewey 921	25.82	25.67	28.31
*** Fiction	25.75	25.54	27.08
Story Collection	27.42	29.71	26
Easy	20.74	20.65	20.91
Reference	20.92	20.65	24.62
Professional	17.45	14.91	NVR
Louisiana	21.98	18.77	NVR
Encyclopedias	9.19	8.68	10.7
Overall Average Age	23.51	22.73	24.91

*** This category was identified by the librarian as the most important area of the collection to keep current.

NVR means that no volumes in this classification were reported.

Collection Assessment Survey Results

St. John Elem.

Parish: Calcasieu

School Group Category: Elementary School

Classification	Average Age in Years by Classification		
	All Schools	Category	This school
Dewey 000	17.03	15.89	10.89
Dewey 100	18.57	16.52	7.5
Dewey 200	25.98	26.96	9
Dewey 300	22.14	22.37	13.73
Dewey 398	23.79	22.90	NVR
Dewey 400	23.37	20.58	13.7
*** Dewey 500	24.16	23.27	16.5
Dewey 600	21.79	21.38	11.89
Dewey 700	20.87	19.18	12.57
Dewey 800	25.02	22.83	16.88
Dewey 900	25.31	24.34	16.54
Dewey 920	24.57	23.89	21.82
Dewey 921	25.82	25.67	20.63
Fiction	25.75	25.54	19.34
Story Collection	27.42	29.71	22.18
Easy	20.74	20.65	18.38
Reference	20.92	20.65	15.68
Professional	17.45	14.91	NVR
Louisiana	21.98	18.77	13.71
Encyclopedias	9.19	8.68	6.71
Overall Average Age	23.51	22.73	16.98

*** This category was identified by the librarian as the most important area of the collection to keep current.

NVR means that no volumes in this classification were reported.

Collection Assessment Survey Results

T.H. Watkins Elem.

Parish: Calcasieu

School Group Category: Elementary School

Classification	Average Age in Years by Classification		
	All Schools	Category	This school
Dewey 000	17.03	15.89	14.18
Dewey 100	18.57	16.52	12.44
Dewey 200	25.98	26.96	16.35
Dewey 300	22.14	22.37	23.83
Dewey 398	23.79	22.90	NVR
Dewey 400	23.37	20.58	23.17
*** Dewey 500	24.16	23.27	26.29
Dewey 600	21.79	21.38	25.1
Dewey 700	20.87	19.18	17.48
Dewey 800	25.02	22.83	22.74
Dewey 900	25.31	24.34	25.28
Dewey 920	24.57	23.89	14
Dewey 921	25.82	25.67	NVR
Fiction	25.75	25.54	29.29
Story Collection	27.42	29.71	NVR
Easy	20.74	20.65	25.05
Reference	20.92	20.65	14.87
Professional	17.45	14.91	NVR
Louisiana	21.98	18.77	NVR
Encyclopedias	9.19	8.68	9.33
Overall Average Age	23.51	22.73	25.38

*** This category was identified by the librarian as the most important area of the collection to keep current.

NVR means that no volumes in this classification were reported.

Collection Assessment Survey Results

T.S. Cooley Elem.

Parish: Calcasieu

School Group Category: Elementary School

Classification	Average Age in Years by Classification		
	All Schools	Category	This school
Dewey 000	17.03	15.89	10.2
Dewey 100	18.57	16.52	11.25
Dewey 200	25.98	26.96	34.25
Dewey 300	22.14	22.37	21.33
Dewey 398	23.79	22.90	NVR
Dewey 400	23.37	20.58	19.8
Dewey 500	24.16	23.27	24.28
Dewey 600	21.79	21.38	23.33
Dewey 700	20.87	19.18	12.36
Dewey 800	25.02	22.83	19.25
Dewey 900	25.31	24.34	26.06
Dewey 920	24.57	23.89	NVR
Dewey 921	25.82	25.67	25.08
*** Fiction	25.75	25.54	25.94
Story Collection	27.42	29.71	NVR
Easy	20.74	20.65	24.04
Reference	20.92	20.65	12.08
Professional	17.45	14.91	NVR
Louisiana	21.98	18.77	13.79
Encyclopedias	9.19	8.68	8.73
Overall Average Age	23.51	22.73	23.26

*** This category was identified by the librarian as the most important area of the collection to keep current.

NVR means that no volumes in this classification were reported.

Collection Assessment Survey Results

Vinton Elem.

Parish: Calcasieu

School Group Category: Elementary School

Classification	Average Age in Years by Classification		
	All Schools	Category	This school
Dewey 000	17.03	15.89	15.56
Dewey 100	18.57	16.52	15.55
Dewey 200	25.98	26.96	29
Dewey 300	22.14	22.37	23.58
Dewey 398	23.79	22.90	NVR
Dewey 400	23.37	20.58	25.32
*** Dewey 500	24.16	23.27	25.32
Dewey 600	21.79	21.38	24.12
Dewey 700	20.87	19.18	20.33
Dewey 800	25.02	22.83	23.48
Dewey 900	25.31	24.34	22.64
Dewey 920	24.57	23.89	26.02
Dewey 921	25.82	25.67	26.04
Fiction	25.75	25.54	26.64
Story Collection	27.42	29.71	NVR
Easy	20.74	20.65	18.9
Reference	20.92	20.65	NVR
Professional	17.45	14.91	NVR
Louisiana	21.98	18.77	15.39
Encyclopedias	9.19	8.68	NVR
Overall Average Age	23.51	22.73	23.44

*** This category was identified by the librarian as the most important area of the collection to keep current.

NVR means that no volumes in this classification were reported.

Collection Assessment Survey Results

W. T. Henning Elem.

Parish: Calcasieu

School Group Category: Elementary School

Classification	Average Age in Years by Classification		
	All Schools	Category	This school
Dewey 000	17.03	15.89	13.5
Dewey 100	18.57	16.52	14.29
Dewey 200	25.98	26.96	22.44
Dewey 300	22.14	22.37	22.15
Dewey 398	23.79	22.90	NVR
Dewey 400	23.37	20.58	15.3
Dewey 500	24.16	23.27	19.47
Dewey 600	21.79	21.38	17.16
Dewey 700	20.87	19.18	18.37
Dewey 800	25.02	22.83	18.16
Dewey 900	25.31	24.34	19.51
Dewey 920	24.57	23.89	22.38
Dewey 921	25.82	25.67	18.86
Fiction	25.75	25.54	24.2
Story Collection	27.42	29.71	33.75
Easy	20.74	20.65	20.74
Reference	20.92	20.65	21.6
Professional	17.45	14.91	NVR
Louisiana	21.98	18.77	14.95
Encyclopedias	9.19	8.68	8
Overall Average Age	23.51	22.73	21.03

*** This category was identified by the librarian as the most important area of the collection to keep current.

NVR means that no volumes in this classification were reported.

Collection Assessment Survey Results

Western Heights Elem.

Parish: Calcasieu

School Group Category: Elementary School

Classification	Average Age in Years by Classification		
	All Schools	Category	This school
Dewey 000	17.03	15.89	18.6
Dewey 100	18.57	16.52	23.83
Dewey 200	25.98	26.96	33.41
Dewey 300	22.14	22.37	21.06
Dewey 398	23.79	22.90	NVR
Dewey 400	23.37	20.58	22
*** Dewey 500	24.16	23.27	24.47
Dewey 600	21.79	21.38	18.09
Dewey 700	20.87	19.18	19.98
Dewey 800	25.02	22.83	22.79
Dewey 900	25.31	24.34	25.36
Dewey 920	24.57	23.89	22.6
Dewey 921	25.82	25.67	29.26
Fiction	25.75	25.54	28.48
Story Collection	27.42	29.71	NVR
Easy	20.74	20.65	21.95
Reference	20.92	20.65	NVR
Professional	17.45	14.91	NVR
Louisiana	21.98	18.77	NVR
Encyclopedias	9.19	8.68	8.4
Overall Average Age	23.51	22.73	23.88

*** This category was identified by the librarian as the most important area of the collection to keep current.

NVR means that no volumes in this classification were reported.

Collection Assessment Survey Results

Westwood Elementary

Parish: Calcasieu

School Group Category: Elementary School

Classification	Average Age in Years by Classification		
	All Schools	Category	This school
Dewey 000	17.03	15.89	16
Dewey 100	18.57	16.52	10.77
Dewey 200	25.98	26.96	26.61
Dewey 300	22.14	22.37	21.84
Dewey 398	23.79	22.90	NVR
Dewey 400	23.37	20.58	19.68
*** Dewey 500	24.16	23.27	23.72
Dewey 600	21.79	21.38	23.52
Dewey 700	20.87	19.18	20.29
Dewey 800	25.02	22.83	20.73
Dewey 900	25.31	24.34	26.89
Dewey 920	24.57	23.89	24.7
Dewey 921	25.82	25.67	26.91
Fiction	25.75	25.54	28.26
Story Collection	27.42	29.71	NVR
Easy	20.74	20.65	20.29
Reference	20.92	20.65	14.62
Professional	17.45	14.91	NVR
Louisiana	21.98	18.77	NVR
Encyclopedias	9.19	8.68	8.5
Overall Average Age	23.51	22.73	23.88

*** This category was identified by the librarian as the most important area of the collection to keep current.

NVR means that no volumes in this classification were reported.

Collection Assessment Survey Results

Pineview High

Parish: Claiborne

School Group Category: Elementary School

Classification	Average Age in Years by Classification		
	All Schools	Category	This school
Dewey 000	17.03	15.89	NVR
Dewey 100	18.57	16.52	21.3
Dewey 200	25.98	26.96	26.33
Dewey 300	22.14	22.37	24.65
Dewey 398	23.79	22.90	NVR
Dewey 400	23.37	20.58	31.67
*** Dewey 500	24.16	23.27	28.11
Dewey 600	21.79	21.38	28.75
Dewey 700	20.87	19.18	27.09
Dewey 800	25.02	22.83	28.49
Dewey 900	25.31	24.34	29.64
Dewey 920	24.57	23.89	NVR
Dewey 921	25.82	25.67	29.28
Fiction	25.75	25.54	30.78
Story Collection	27.42	29.71	NVR
Easy	20.74	20.65	24.42
Reference	20.92	20.65	18.82
Professional	17.45	14.91	NVR
Louisiana	21.98	18.77	NVR
Encyclopedias	9.19	8.68	14.86
Overall Average Age	23.51	22.73	27.76

*** This category was identified by the librarian as the most important area of the collection to keep current.

NVR means that no volumes in this classification were reported.

Collection Assessment Survey Results

Summerfield High

Parish: Claiborne

School Group Category: Elementary School

Classification	Average Age in Years by Classification		
	All Schools	Category	This school
Dewey 000	17.03	15.89	18.64
Dewey 100	18.57	16.52	23
Dewey 200	25.98	26.96	21.5
Dewey 300	22.14	22.37	21.49
Dewey 398	23.79	22.90	32.92
Dewey 400	23.37	20.58	24
Dewey 500	24.16	23.27	21.68
Dewey 600	21.79	21.38	20.77
Dewey 700	20.87	19.18	24.5
Dewey 800	25.02	22.83	29.28
Dewey 900	25.31	24.34	35.46
Dewey 920	24.57	23.89	NVR
Dewey 921	25.82	25.67	34.07
Fiction	25.75	25.54	30.24
Story Collection	27.42	29.71	NVR
Easy	20.74	20.65	NVR
*** Reference	20.92	20.65	NVR
Professional	17.45	14.91	NVR
Louisiana	21.98	18.77	NVR
Encyclopedias	9.19	8.68	14.25
Overall Average Age	23.51	22.73	28.15

*** This category was identified by the librarian as the most important area of the collection to keep current.

NVR means that no volumes in this classification were reported.

Collection Assessment Survey Results

Monterey High

Parish: Concordia

School Group Category: Elementary School

Classification	Average Age in Years by Classification		
	All Schools	Category	This school
Dewey 000	17.03	15.89	14.68
Dewey 100	18.57	16.52	19.4
Dewey 200	25.98	26.96	21.88
Dewey 300	22.14	22.37	19.54
Dewey 398	23.79	22.90	NVR
Dewey 400	23.37	20.58	23.31
Dewey 500	24.16	23.27	23.77
Dewey 600	21.79	21.38	22.75
Dewey 700	20.87	19.18	19.51
Dewey 800	25.02	22.83	23.14
*** Dewey 900	25.31	24.34	25.45
Dewey 920	24.57	23.89	NVR
Dewey 921	25.82	25.67	24.26
Fiction	25.75	25.54	20.86
Story Collection	27.42	29.71	NVR
Easy	20.74	20.65	NVR
Reference	20.92	20.65	NVR
Professional	17.45	14.91	NVR
Louisiana	21.98	18.77	NVR
Encyclopedias	9.19	8.68	10.2
Overall Average Age	23.51	22.73	21.81

*** This category was identified by the librarian as the most important area of the collection to keep current.

NVR means that no volumes in this classification were reported.

Collection Assessment Survey Results

Vidalia Lower Elem.

Parish: Concordia

School Group Category: Elementary School

Classification	Average Age in Years by Classification		
	All Schools	Category	This school
Dewey 000	17.03	15.89	NVR
Dewey 100	18.57	16.52	NVR
Dewey 200	25.98	26.96	26.64
Dewey 300	22.14	22.37	20.8
Dewey 398	23.79	22.90	NVR
Dewey 400	23.37	20.58	34.82
*** Dewey 500	24.16	23.27	23.04
Dewey 600	21.79	21.38	20.65
Dewey 700	20.87	19.18	19.97
Dewey 800	25.02	22.83	23.86
Dewey 900	25.31	24.34	20.77
Dewey 920	24.57	23.89	NVR
Dewey 921	25.82	25.67	NVR
Fiction	25.75	25.54	26.74
Story Collection	27.42	29.71	NVR
Easy	20.74	20.65	23.06
Reference	20.92	20.65	16.25
Professional	17.45	14.91	11
Louisiana	21.98	18.77	NVR
Encyclopedias	9.19	8.68	NVR
Overall Average Age	23.51	22.73	22.82

*** This category was identified by the librarian as the most important area of the collection to keep current.

NVR means that no volumes in this classification were reported.

Collection Assessment Survey Results

Audubon Elem.

Parish: East Baton Rouge

School Group Category: Elementary School

Classification	Average Age in Years by Classification		
	All Schools	Category	This school
Dewey 000	17.03	15.89	15.17
Dewey 100	18.57	16.52	15.77
Dewey 200	25.98	26.96	32.33
Dewey 300	22.14	22.37	23.07
Dewey 398	23.79	22.90	25.04
Dewey 400	23.37	20.58	22.51
*** Dewey 500	24.16	23.27	23.25
Dewey 600	21.79	21.38	21.85
Dewey 700	20.87	19.18	17.69
Dewey 800	25.02	22.83	24.02
Dewey 900	25.31	24.34	23.29
Dewey 920	24.57	23.89	25.37
Dewey 921	25.82	25.67	NVR
Fiction	25.75	25.54	26.67
Story Collection	27.42	29.71	NVR
Easy	20.74	20.65	20.76
Reference	20.92	20.65	NVR
Professional	17.45	14.91	NVR
Louisiana	21.98	18.77	NVR
Encyclopedias	9.19	8.68	4
Overall Average Age	23.51	22.73	23.11

*** This category was identified by the librarian as the most important area of the collection to keep current.

NVR means that no volumes in this classification were reported.

Collection Assessment Survey Results

Baker Heights Elem.

Parish: East Baton Rouge

School Group Category: Elementary School

Classification	Average Age in Years by Classification		
	All Schools	Category	This school
Dewey 000	17.03	15.89	18
Dewey 100	18.57	16.52	13.2
Dewey 200	25.98	26.96	31.5
Dewey 300	22.14	22.37	21.6
Dewey 398	23.79	22.90	NVR
Dewey 400	23.37	20.58	13.3
*** Dewey 500	24.16	23.27	19.31
Dewey 600	21.79	21.38	22.4
Dewey 700	20.87	19.18	18
Dewey 800	25.02	22.83	20.4
Dewey 900	25.31	24.34	22.9
Dewey 920	24.57	23.89	NVR
Dewey 921	25.82	25.67	24.34
Fiction	25.75	25.54	24.11
Story Collection	27.42	29.71	22.2
Easy	20.74	20.65	14.3
Reference	20.92	20.65	20.1
Professional	17.45	14.91	12.9
Louisiana	21.98	18.77	NVR
Encyclopedias	9.19	8.68	5.4
Overall Average Age	23.51	22.73	18.86

*** This category was identified by the librarian as the most important area of the collection to keep current.

NVR means that no volumes in this classification were reported.

Collection Assessment Survey Results

Bakerfield Elem.

Parish: East Baton Rouge

School Group Category: Elementary School

Classification	Average Age in Years by Classification		
	All Schools	Category	This school
Dewey 000	17.03	15.89	10.13
Dewey 100	18.57	16.52	12.58
Dewey 200	25.98	26.96	19.07
Dewey 300	22.14	22.37	18.24
Dewey 398	23.79	22.90	16.61
Dewey 400	23.37	20.58	14.85
*** Dewey 500	24.16	23.27	18.77
Dewey 600	21.79	21.38	16.97
Dewey 700	20.87	19.18	17.12
Dewey 800	25.02	22.83	15.74
Dewey 900	25.31	24.34	NVR
Dewey 920	24.57	23.89	21.95
Dewey 921	25.82	25.67	NVR
Fiction	25.75	25.54	22.75
Story Collection	27.42	29.71	NVR
Easy	20.74	20.65	14.99
Reference	20.92	20.65	NVR
Professional	17.45	14.91	NVR
Louisiana	21.98	18.77	NVR
Encyclopedias	9.19	8.68	12.58
Overall Average Age	23.51	22.73	18.04

*** This category was identified by the librarian as the most important area of the collection to keep current.

NVR means that no volumes in this classification were reported.

Collection Assessment Survey Results

Banks Elementary

Parish: East Baton Rouge

School Group Category: Elementary School

Classification	Average Age in Years by Classification		
	All Schools	Category	This school
Dewey 000	17.03	15.89	NVR
Dewey 100	18.57	16.52	18.6
Dewey 200	25.98	26.96	31.44
Dewey 300	22.14	22.37	25.54
Dewey 398	23.79	22.90	NVR
Dewey 400	23.37	20.58	19.75
Dewey 500	24.16	23.27	25.22
Dewey 600	21.79	21.38	21.65
Dewey 700	20.87	19.18	24.09
Dewey 800	25.02	22.83	28.81
*** Dewey 900	25.31	24.34	29.93
Dewey 920	24.57	23.89	25.38
Dewey 921	25.82	25.67	26.93
Fiction	25.75	25.54	30.6
Story Collection	27.42	29.71	NVR
Easy	20.74	20.65	16.42
Reference	20.92	20.65	NVR
Professional	17.45	14.91	NVR
Louisiana	21.98	18.77	NVR
Encyclopedias	9.19	8.68	11.46
Overall Average Age	23.51	22.73	25.35

*** This category was identified by the librarian as the most important area of the collection to keep current.

NVR means that no volumes in this classification were reported.

Collection Assessment Survey Results

Belfair Academy

Parish: East Baton Rouge

School Group Category: Elementary School

Classification	Average Age in Years by Classification		
	All Schools	Category	This school
Dewey 000	17.03	15.89	NVR
Dewey 100	18.57	16.52	NVR
Dewey 200	25.98	26.96	21.89
Dewey 300	22.14	22.37	20.98
Dewey 398	23.79	22.90	20.24
Dewey 400	23.37	20.58	21.18
*** Dewey 500	24.16	23.27	22.02
Dewey 600	21.79	21.38	20.9
Dewey 700	20.87	19.18	20.72
Dewey 800	25.02	22.83	20.97
Dewey 900	25.31	24.34	24.78
Dewey 920	24.57	23.89	NVR
Dewey 921	25.82	25.67	24.56
Fiction	25.75	25.54	24.48
Story Collection	27.42	29.71	NVR
Easy	20.74	20.65	18.79
Reference	20.92	20.65	13.3
Professional	17.45	14.91	14.7
Louisiana	21.98	18.77	24.4
Encyclopedias	9.19	8.68	6.2
Overall Average Age	23.51	22.73	21.38

*** This category was identified by the librarian as the most important area of the collection to keep current.

NVR means that no volumes in this classification were reported.

Collection Assessment Survey Results

Bernard Terrace E.

Parish: East Baton Rouge

School Group Category: Elementary School

Classification	Average Age in Years by Classification		
	All Schools	Category	This school
Dewey 000	17.03	15.89	13.39
Dewey 100	18.57	16.52	14.58
Dewey 200	25.98	26.96	20.83
Dewey 300	22.14	22.37	19.2
Dewey 398	23.79	22.90	18.6
Dewey 400	23.37	20.58	15.32
Dewey 500	24.16	23.27	20.18
*** Dewey 600	21.79	21.38	11.4
Dewey 700	20.87	19.18	17.68
Dewey 800	25.02	22.83	11.89
Dewey 900	25.31	24.34	11.93
Dewey 920	24.57	23.89	NVR
Dewey 921	25.82	25.67	27.32
Fiction	25.75	25.54	21.49
Story Collection	27.42	29.71	NVR
Easy	20.74	20.65	15.35
Reference	20.92	20.65	NVR
Professional	17.45	14.91	NVR
Louisiana	21.98	18.77	NVR
Encyclopedias	9.19	8.68	6.33
Overall Average Age	23.51	22.73	18.05

*** This category was identified by the librarian as the most important area of the collection to keep current.

NVR means that no volumes in this classification were reported.

Collection Assessment Survey Results

Buchanan Elem

Parish: East Baton Rouge

School Group Category: Elementary School

Classification	Average Age in Years by Classification		
	All Schools	Category	This school
Dewey 000	17.03	15.89	8.3
Dewey 100	18.57	16.52	16.1
Dewey 200	25.98	26.96	18.36
Dewey 300	22.14	22.37	15.23
Dewey 398	23.79	22.90	NVR
Dewey 400	23.37	20.58	14.4
*** Dewey 500	24.16	23.27	19.39
Dewey 600	21.79	21.38	18.39
Dewey 700	20.87	19.18	18.1
Dewey 800	25.02	22.83	15.31
Dewey 900	25.31	24.34	17.55
Dewey 920	24.57	23.89	15.25
Dewey 921	25.82	25.67	NVR
Fiction	25.75	25.54	18.83
Story Collection	27.42	29.71	NVR
Easy	20.74	20.65	15.69
Reference	20.92	20.65	7.83
Professional	17.45	14.91	NVR
Louisiana	21.98	18.77	NVR
Encyclopedias	9.19	8.68	2.2
Overall Average Age	23.51	22.73	17.17

*** This category was identified by the librarian as the most important area of the collection to keep current.

NVR means that no volumes in this classification were reported.

Collection Assessment Survey Results

Glen Oaks Park

Parish: East Baton Rouge

School Group Category: Elementary School

Classification	Average Age in Years by Classification		
	All Schools	Category	This school
Dewey 000	17.03	15.89	23.25
Dewey 100	18.57	16.52	NVR
Dewey 200	25.98	26.96	33
Dewey 300	22.14	22.37	22.34
Dewey 398	23.79	22.90	10.29
Dewey 400	23.37	20.58	18.13
*** Dewey 500	24.16	23.27	24.56
Dewey 600	21.79	21.38	23.35
Dewey 700	20.87	19.18	18.81
Dewey 800	25.02	22.83	20.7
Dewey 900	25.31	24.34	23.12
Dewey 920	24.57	23.89	NVR
Dewey 921	25.82	25.67	NVR
Fiction	25.75	25.54	26.85
Story Collection	27.42	29.71	NVR
Easy	20.74	20.65	19.78
Reference	20.92	20.65	17.85
Professional	17.45	14.91	NVR
Louisiana	21.98	18.77	NVR
Encyclopedias	9.19	8.68	7.6
Overall Average Age	23.51	22.73	21.93

*** This category was identified by the librarian as the most important area of the collection to keep current.

NVR means that no volumes in this classification were reported.

Collection Assessment Survey Results

Goodwood Elem.

Parish: East Baton Rouge

School Group Category: Elementary School

Classification	Average Age in Years by Classification		
	All Schools	Category	This school
Dewey 000	17.03	15.89	15.05
Dewey 100	18.57	16.52	13.23
Dewey 200	25.98	26.96	23.22
Dewey 300	22.14	22.37	17.83
Dewey 398	23.79	22.90	NVR
Dewey 400	23.37	20.58	20.8
*** Dewey 500	24.16	23.27	20.33
Dewey 600	21.79	21.38	15.81
Dewey 700	20.87	19.18	19.14
Dewey 800	25.02	22.83	21.73
Dewey 900	25.31	24.34	25.79
Dewey 920	24.57	23.89	NVR
Dewey 921	25.82	25.67	19.19
Fiction	25.75	25.54	21.7
Story Collection	27.42	29.71	NVR
Easy	20.74	20.65	18.45
Reference	20.92	20.65	16.95
Professional	17.45	14.91	13.31
Louisiana	21.98	18.77	NVR
Encyclopedias	9.19	8.68	4.33
Overall Average Age	23.51	22.73	19.80

*** This category was identified by the librarian as the most important area of the collection to keep current.

NVR means that no volumes in this classification were reported.

Collection Assessment Survey Results

Jefferson Terrace E.

Parish: East Baton Rouge

School Group Category: Elementary School

Classification	Average Age in Years by Classification		
	All Schools	Category	This school
Dewey 000	17.03	15.89	15.82
Dewey 100	18.57	16.52	16.13
Dewey 200	25.98	26.96	26.11
Dewey 300	22.14	22.37	23.6
Dewey 398	23.79	22.90	25.74
Dewey 400	23.37	20.58	25.59
*** Dewey 500	24.16	23.27	19.4
Dewey 600	21.79	21.38	18.81
Dewey 700	20.87	19.18	19.29
Dewey 800	25.02	22.83	22.39
Dewey 900	25.31	24.34	25.24
Dewey 920	24.57	23.89	NVR
Dewey 921	25.82	25.67	24.14
Fiction	25.75	25.54	26.32
Story Collection	27.42	29.71	NVR
Easy	20.74	20.65	16.93
Reference	20.92	20.65	NVR
Professional	17.45	14.91	NVR
Louisiana	21.98	18.77	NVR
Encyclopedias	9.19	8.68	5.5
Overall Average Age	23.51	22.73	21.18

*** This category was identified by the librarian as the most important area of the collection to keep current.

NVR means that no volumes in this classification were reported.

Collection Assessment Survey Results

LaSalle Elem.

Parish: East Baton Rouge

School Group Category: Elementary School

Classification	Average Age in Years by Classification		
	All Schools	Category	This school
Dewey 000	17.03	15.89	14.8
Dewey 100	18.57	16.52	12.86
Dewey 200	25.98	26.96	29.63
Dewey 300	22.14	22.37	20.08
Dewey 398	23.79	22.90	NVR
Dewey 400	23.37	20.58	NVR
*** Dewey 500	24.16	23.27	21.6
Dewey 600	21.79	21.38	22.88
Dewey 700	20.87	19.18	21.9
Dewey 800	25.02	22.83	5.41
Dewey 900	25.31	24.34	26.36
Dewey 920	24.57	23.89	NVR
Dewey 921	25.82	25.67	26.8
Fiction	25.75	25.54	26.49
Story Collection	27.42	29.71	NVR
Easy	20.74	20.65	NVR
Reference	20.92	20.65	NVR
Professional	17.45	14.91	NVR
Louisiana	21.98	18.77	NVR
Encyclopedias	9.19	8.68	4.5
Overall Average Age	23.51	22.73	24.12

*** This category was identified by the librarian as the most important area of the collection to keep current.

NVR means that no volumes in this classification were reported.

Collection Assessment Survey Results

Magnolia Woods Elementary

Parish: East Baton Rouge

School Group Category: Elementary School

Classification	Average Age in Years by Classification		
	All Schools	Category	This school
Dewey 000	17.03	15.89	16.6
Dewey 100	18.57	16.52	NVR
Dewey 200	25.98	26.96	28.29
Dewey 300	22.14	22.37	27.43
Dewey 398	23.79	22.90	24.94
Dewey 400	23.37	20.58	26.3
*** Dewey 500	24.16	23.27	26.09
Dewey 600	21.79	21.38	22.51
Dewey 700	20.87	19.18	25.6
Dewey 800	25.02	22.83	23.22
Dewey 900	25.31	24.34	26.46
Dewey 920	24.57	23.89	NVR
Dewey 921	25.82	25.67	30.21
Fiction	25.75	25.54	29.76
Story Collection	27.42	29.71	NVR
Easy	20.74	20.65	23.74
Reference	20.92	20.65	21.96
Professional	17.45	14.91	NVR
Louisiana	21.98	18.77	NVR
Encyclopedias	9.19	8.68	5.5
Overall Average Age	23.51	22.73	26.08

*** This category was identified by the librarian as the most important area of the collection to keep current.

NVR means that no volumes in this classification were reported.

Collection Assessment Survey Results

Mayfair Elementary

Parish: East Baton Rouge

School Group Category: Elementary School

Classification	Average Age in Years by Classification		
	All Schools	Category	This school
Dewey 000	17.03	15.89	20.38
Dewey 100	18.57	16.52	8.75
Dewey 200	25.98	26.96	15
Dewey 300	22.14	22.37	17.59
Dewey 398	23.79	22.90	24.24
Dewey 400	23.37	20.58	19.61
*** Dewey 500	24.16	23.27	19.42
Dewey 600	21.79	21.38	17.8
Dewey 700	20.87	19.18	15.52
Dewey 800	25.02	22.83	18.5
Dewey 900	25.31	24.34	21.54
Dewey 920	24.57	23.89	NVR
Dewey 921	25.82	25.67	24.73
Fiction	25.75	25.54	23.51
Story Collection	27.42	29.71	NVR
Easy	20.74	20.65	20.55
Reference	20.92	20.65	NVR
Professional	17.45	14.91	NVR
Louisiana	21.98	18.77	NVR
Encyclopedias	9.19	8.68	4
Overall Average Age	23.51	22.73	20.78

*** This category was identified by the librarian as the most important area of the collection to keep current.

NVR means that no volumes in this classification were reported.

Collection Assessment Survey Results

Merrydale Elementary

Parish: East Baton Rouge

School Group Category: Elementary School

Classification	Average Age in Years by Classification		
	All Schools	Category	This school
Dewey 000	17.03	15.89	16.67
Dewey 100	18.57	16.52	NVR
Dewey 200	25.98	26.96	23.5
Dewey 300	22.14	22.37	23.52
Dewey 398	23.79	22.90	27.77
Dewey 400	23.37	20.58	17.57
*** Dewey 500	24.16	23.27	25.29
Dewey 600	21.79	21.38	22.89
Dewey 700	20.87	19.18	21.95
Dewey 800	25.02	22.83	27.58
Dewey 900	25.31	24.34	25.63
Dewey 920	24.57	23.89	NVR
Dewey 921	25.82	25.67	27.92
Fiction	25.75	25.54	28.37
Story Collection	27.42	29.71	NVR
Easy	20.74	20.65	24.71
Reference	20.92	20.65	16.05
Professional	17.45	14.91	NVR
Louisiana	21.98	18.77	NVR
Encyclopedias	9.19	8.68	11.63
Overall Average Age	23.51	22.73	25.03

*** This category was identified by the librarian as the most important area of the collection to keep current.

NVR means that no volumes in this classification were reported.

Collection Assessment Survey Results

North Highland Elem.

Parish: East Baton Rouge

School Group Category: Elementary School

Classification	Average Age in Years by Classification		
	All Schools	Category	This school
Dewey 000	17.03	15.89	16.31
Dewey 100	18.57	16.52	NVR
Dewey 200	25.98	26.96	19.89
Dewey 300	22.14	22.37	17
Dewey 398	23.79	22.90	22.79
Dewey 400	23.37	20.58	14.25
*** Dewey 500	24.16	23.27	18.96
Dewey 600	21.79	21.38	18.07
Dewey 700	20.87	19.18	15.48
Dewey 800	25.02	22.83	17.8
Dewey 900	25.31	24.34	21.77
Dewey 920	24.57	23.89	21.33
Dewey 921	25.82	25.67	NVR
Fiction	25.75	25.54	24.41
Story Collection	27.42	29.71	NVR
Easy	20.74	20.65	16.56
Reference	20.92	20.65	NVR
Professional	17.45	14.91	NVR
Louisiana	21.98	18.77	NVR
Encyclopedias	9.19	8.68	9.25
Overall Average Age	23.51	22.73	18.98

*** This category was identified by the librarian as the most important area of the collection to keep current.

NVR means that no volumes in this classification were reported.

Collection Assessment Survey Results

Northwestern Elem.

Parish: East Baton Rouge

School Group Category: Elementary School

Classification	Average Age in Years by Classification		
	All Schools	Category	This school
Dewey 000	17.03	15.99	12.17
Dewey 100	18.57	16.52	9.33
Dewey 200	25.98	26.96	14.86
Dewey 300	22.14	22.37	12.53
Dewey 398	23.79	22.90	18.36
Dewey 400	23.37	20.58	19
*** Dewey 500	24.16	23.27	9.42
Dewey 600	21.79	21.38	16.71
Dewey 700	20.87	19.18	11.69
Dewey 800	25.02	22.83	17.46
Dewey 900	25.31	24.34	13.71
Dewey 920	24.57	23.89	NVR
Dewey 921	25.82	25.67	17.76
Fiction	25.75	25.54	21.78
Story Collection	27.42	29.71	NVR
Easy	20.74	20.65	12.98
Reference	20.92	20.65	11.7
Professional	17.45	14.91	19.6
Louisiana	21.98	18.77	NVR
Encyclopedias	9.19	8.68	4.89
Overall Average Age	23.51	22.73	15.10

*** This category was identified by the librarian as the most important area of the collection to keep current.

NVR means that no volumes in this classification were reported.

Collection Assessment Survey Results

Park Elem.

Parish: East Baton Rouge

School Group Category: Elementary School

Classification	Average Age in Years by Classification		
	All Schools	Category	This school
Dewey 000	17.03	15.89	16.4
Dewey 100	18.57	16.52	NVR
Dewey 200	25.98	26.96	27.2
Dewey 300	22.14	22.37	23.46
Dewey 398	23.79	22.90	21.23
Dewey 400	23.37	20.58	16.75
*** Dewey 500	24.16	23.27	27.76
Dewey 600	21.79	21.38	25.94
Dewey 700	20.87	19.18	20.3
Dewey 800	25.02	22.83	19.87
Dewey 900	25.31	24.34	27.57
Dewey 920	24.57	23.89	NVR
Dewey 921	25.82	25.67	25.02
Fiction	25.75	25.54	25.1
Story Collection	27.42	29.71	NVR
Easy	20.74	20.65	19.52
Reference	20.92	20.65	14.92
Professional	17.45	14.91	23.25
Louisiana	21.98	18.77	NVR
Encyclopedias	9.19	8.68	9.27
Overall Average Age	23.51	22.73	22.87

*** This category was identified by the librarian as the most important area of the collection to keep current.

NVR means that no volumes in this classification were reported.

Collection Assessment Survey Results

Park Forest Elem.

Parish: East Baton Rouge

School Group Category: Elementary School

Classification	Average Age in Years by Classification		
	All Schools	Category	This school
Dewey 000	17.03	15.89	10.98
Dewey 100	18.57	16.52	16.33
Dewey 200	25.98	26.96	32.9
Dewey 300	22.14	22.37	23.44
Dewey 398	23.79	22.90	24.21
Dewey 400	23.37	20.58	16.31
*** Dewey 500	24.16	23.27	24.58
Dewey 600	21.79	21.38	23.41
Dewey 700	20.87	19.18	20.01
Dewey 800	25.02	22.83	24.39
Dewey 900	25.31	24.34	23.78
Dewey 920	24.57	23.19	22.86
Dewey 921	25.82	25.67	NVR
Fiction	25.75	25.54	13.59
Story Collection	27.42	29.71	NVR
Easy	20.74	20.65	18.1
Reference	20.92	20.65	NVR
Professional	17.45	14.91	NVR
Louisiana	21.98	18.77	NVR
Encyclopedias	9.19	8.68	4.5
Overall Average Age	23.51	22.73	22.44

*** This category was identified by the librarian as the most important area of the collection to keep current.

NVR means that no volumes in this classification were reported.

Collection Assessment Survey Results

Parkview Elem.

Parish: East Baton Rouge

School Group Category: Elementary School

Classification	Average Age in Years by Classification		
	All Schools	Category	This school
Dewey 000	17.03	15.89	17.46
Dewey 100	18.57	16.52	15.2
Dewey 200	25.98	26.96	24.25
Dewey 300	22.14	22.37	18.55
Dewey 398	23.79	22.90	NVR
Dewey 400	23.37	20.58	21.3
Dewey 500	24.16	23.27	19.3
Dewey 600	21.79	21.38	17.54
Dewey 700	20.87	19.18	17.04
Dewey 800	25.02	22.83	17.97
Dewey 900	25.31	24.34	20.58
Dewey 920	24.57	23.89	NVR
Dewey 921	25.82	25.67	NVR
Fiction	25.75	25.54	20.24
Story Collection	27.42	29.71	NVR
Easy	20.74	20.65	16.25
Reference	20.92	20.65	19.9
Professional	17.45	14.91	19.59
Louisiana	21.98	18.77	22.63
Encyclopedias	9.19	8.68	NVR
Overall Average Age	23.51	22.73	18.95

*** This category was identified by the librarian as the most important area of the collection to keep current.

NVR means that no volumes in this classification were reported.

Collection Assessment Survey Results

Progress Elementary

Parish: East Baton Rouge

School Group Category: Elementary School

Classification	Average Age in Years by Classification		
	All Schools	Category	This school
Dewey 000	17.03	15.89	13.63
Dewey 100	18.57	16.52	15.33
Dewey 200	25.98	26.96	25.13
Dewey 300	22.14	22.37	18.78
Dewey 398	23.79	22.90	27.14
Dewey 400	23.37	20.58	23
*** Dewey 500	24.16	23.27	27.15
Dewey 600	21.79	21.38	20.09
Dewey 700	20.87	19.18	20.8
Dewey 800	25.02	22.83	23.28
Dewey 900	25.31	24.34	31.22
Dewey 920	24.57	23.89	NVR
Dewey 921	25.82	25.67	22.31
Fiction	25.75	25.54	27.17
Story Collection	27.42	29.71	NVR
Easy	20.74	20.65	17.59
Reference	20.92	20.65	12.86
Professional	17.45	14.91	21.84
Louisiana	21.98	18.77	NVR
Encyclopedias	9.19	8.68	4.5
Overall Average Age	23.51	22.73	22.90

*** This category was identified by the librarian as the most important area of the collection to keep current.

NVR means that no volumes in this classification were reported.

Collection Assessment Survey Results

Riveroaks Elem.

Parish: East Baton Rouge

School Group Category: Elementary School

Classification	Average Age in Years by Classification		
	All Schools	Category	This school
Dewey 000	17.03	15.89	20
Dewey 100	18.57	16.52	NVR
Dewey 200	25.98	26.96	26.22
Dewey 300	22.14	22.37	19.74
Dewey 398	23.79	22.90	26.15
Dewey 400	23.37	20.58	28
*** Dewey 500	24.16	23.27	22.78
Dewey 600	21.79	21.38	21.71
Dewey 700	20.87	19.18	21.3
Dewey 800	25.02	22.83	22.53
Dewey 900	25.31	24.34	24.24
Dewey 920	24.57	23.89	NVR
Dewey 921	25.82	25.67	24.04
Fiction	25.75	25.54	26.25
Story Collection	27.42	29.71	NVR
Easy	20.74	20.65	22.23
Reference	20.92	20.65	21.5
Professional	17.45	14.91	14
Louisiana	21.98	18.77	NVR
Encyclopedias	9.19	8.68	13.26
Overall Average Age	23.51	22.73	23.06

*** This category was identified by the librarian as the most important area of the collection to keep current.

NVR means that no volumes in this classification were reported.

Collection Assessment Survey Results

Ryan Elementary

Parish: East Baton Rouge

School Group Category: Elementary School

Classification	Average Age in Years by Classification		
	All Schools	Category	This school
Dewey 000	17.03	15.89	22.56
Dewey 100	18.57	16.52	NVR
Dewey 200	25.98	26.96	28.67
Dewey 300	22.14	22.37	23.05
Dewey 398	23.79	22.90	25.92
Dewey 400	23.37	20.58	21
Dewey 500	24.16	23.27	27.9
Dewey 600	21.79	21.38	23.02
Dewey 700	20.87	19.18	25.04
Dewey 800	25.02	22.83	27.12
Dewey 900	25.31	24.34	26.8
Dewey 920	24.57	23.89	NVR
Dewey 921	25.82	25.67	28.73
Fiction	25.75	25.54	27.61
Story Collection	27.42	29.71	NVR
Easy	20.74	20.65	21.12
Reference	20.92	20.65	13.83
Professional	17.45	14.91	21.83
Louisiana	21.98	18.77	NVR
Encyclopedias	9.19	8.68	9.36
Overall Average Age	23.51	22.73	25.28

*** This category was identified by the librarian as the most important area of the collection to keep current.

NVR means that no volumes in this classification were reported.

Collection Assessment Survey Results

Walnut Hills Elementary

Parish: East Baton Rouge

School Group Category: Elementary School

Classification	Average Age in Years by Classification		
	All Schools	Category	This school
Dewey 000	17.03	15.89	21.51
Dewey 100	18.57	16.52	NVR
Dewey 200	25.98	26.96	33.53
Dewey 300	22.14	22.37	28.38
Dewey 398	23.79	22.90	28.96
Dewey 400	23.37	20.58	24.03
*** Dewey 500	24.16	23.27	30.24
Dewey 600	21.79	21.38	29.44
Dewey 700	20.87	19.18	21.83
Dewey 800	25.02	22.83	24.87
Dewey 900	25.31	24.34	26.91
Dewey 920	24.57	23.89	NVR
Dewey 921	25.82	25.67	32.41
Fiction	25.75	25.54	32.14
Story Collection	27.42	29.71	NVR
Easy	20.74	20.65	23.54
Reference	20.92	20.65	26.32
Professional	17.45	14.91	11.25
Louisiana	21.98	18.77	26.47
Encyclopedias	9.19	8.68	7.4
Overall Average Age	23.51	22.73	28.20

*** This category was identified by the librarian as the most important area of the collection to keep current.

NVR means that no volumes in this classification were reported.

Collection Assessment Survey Results

Westminster Elem.

Parish: East Baton Rouge

School Group Category: Elementary School

Classification	Average Age in Years by Classification		
	All Schools	Category	This school
Dewey 000	17.03	15.89	15.54
Dewey 100	18.57	16.52	10.33
Dewey 200	25.98	26.96	20.56
Dewey 300	22.14	22.37	18.81
Dewey 398	23.79	22.90	12.6
Dewey 400	23.37	20.58	20.25
*** Dewey 500	24.16	23.27	20.55
Dewey 600	21.79	21.38	23.33
Dewey 700	20.87	19.18	23.85
Dewey 800	25.02	22.83	25.88
Dewey 900	25.31	24.34	20.68
Dewey 920	24.57	23.89	NVR
Dewey 921	25.82	25.67	29.03
Fiction	25.75	25.54	23.05
Story Collection	27.42	29.71	NVR
Easy	20.74	20.65	23.57
Reference	20.92	20.65	11
Professional	17.45	14.91	NVR
Louisiana	21.98	18.77	NVR
Encyclopedias	9.19	8.68	9.43
Overall Average Age	23.51	22.73	22.05

*** This category was identified by the librarian as the most important area of the collection to keep current.

NVR means that no volumes in this classification were reported.

Collection Assessment Survey Results

Wildwood Elem.

Parish: East Baton Rouge

School Group Category: Elementary School

Classification	Average Age in Years by Classification		
	All Schools	Category	This school
Dewey 000	17.03	15.89	13.38
Dewey 100	18.57	16.52	15.87
Dewey 200	25.98	26.96	24.26
Dewey 300	22.14	22.37	17.76
Dewey 398	23.79	22.90	17.92
Dewey 400	23.37	20.58	15.38
*** Dewey 500	24.16	23.27	17.22
Dewey 600	21.79	21.38	15.73
Dewey 700	20.87	19.18	18.44
Dewey 800	25.02	22.83	17.83
Dewey 900	25.31	24.34	21.59
Dewey 920	24.57	23.89	NVR
Dewey 921	25.82	25.67	24.48
Fiction	25.75	25.54	22.11
Story Collection	27.42	29.71	NVR
Easy	20.74	20.65	15.69
Reference	20.92	20.65	14.21
Professional	17.45	14.91	7.53
Louisiana	21.98	18.77	20.44
Encyclopedias	9.19	8.68	.75
Overall Average Age	23.51	22.73	19.03

*** This category was identified by the librarian as the most important area of the collection to keep current.

NVR means that no volumes in this classification were reported.

Collection Assessment Survey Results

Johnston Street Elem.

Parish: Iberia

School Group Category: Elementary School

Classification	Average Age in Years by Classification		
	All Schools	Category	This school
Dewey 000	17.03	15.89	15.92
Dewey 100	18.57	16.52	20.67
Dewey 200	25.98	26.96	31.18
Dewey 300	22.14	22.37	24.72
Dewey 398	23.79	22.90	NVR
Dewey 400	23.37	20.58	9.17
*** Dewey 500	24.16	23.27	20.66
Dewey 600	21.79	21.38	17.02
Dewey 700	20.87	19.18	19.18
Dewey 800	25.02	22.83	27.08
Dewey 900	25.31	24.34	17.28
Dewey 920	24.57	23.89	NVR
Dewey 921	25.82	25.67	19.46
Fiction	25.75	25.54	24.69
Story Collection	27.42	29.71	NVR
Easy	20.74	20.65	20.47
Reference	20.92	20.65	NVR
Professional	17.45	14.91	NVR
Louisiana	21.98	18.77	NVR
Encyclopedias	9.19	8.68	8
Overall Average Age	23.51	22.73	21.32

*** This category was identified by the librarian as the most important area of the collection to keep current.

NVR means that no volumes in this classification were reported.

Collection Assessment Survey Results

Hynes Elem.

Parish: Orleans

School Group Category: Elementary School

Classification	Average Age in Years by Classification		
	All Schools	Category	This school
Dewey 000	17.03	15.89	15.17
Dewey 100	18.57	16.52	20.4
Dewey 200	25.98	26.96	23.2
Dewey 300	22.14	22.37	22.7
Dewey 398	23.79	22.90	NVR
Dewey 400	23.37	20.58	23.5
Dewey 500	24.16	23.27	18.84
*** Dewey 600	21.79	21.38	17.51
Dewey 700	20.87	19.18	20.31
Dewey 800	25.02	22.83	17.53
Dewey 900	25.31	24.34	19.94
Dewey 920	24.57	23.89	NVR
Dewey 921	25.82	25.67	19.56
Fiction	25.75	25.54	24.57
Story Collection	27.42	29.71	31.67
Easy	20.74	20.65	21.28
Reference	20.92	20.65	19.18
Professional	17.45	14.91	NVR
Louisiana	21.98	18.77	NVR
Encyclopedias	9.19	8.68	3.29
Overall Average Age	23.51	22.73	21.05

*** This category was identified by the librarian as the most important area of the collection to keep current.

NVR means that no volumes in this classification were reported.

Collection Assessment Survey Results

Converse High

Parish: Sabine

School Group Category: Elementary School

Classification	Average Age in Years by Classification		
	All Schools	Category	This school
Dewey 000	17.03	15.89	21.86
Dewey 100	18.57	16.52	36.12
Dewey 200	25.98	26.96	39.33
Dewey 300	22.14	22.37	23.87
Dewey 398	23.79	22.90	NVR
Dewey 400	23.37	20.58	26.2
*** Dewey 500	24.16	23.27	32.14
Dewey 600	21.79	21.38	35.1
Dewey 700	20.87	19.18	36
Dewey 800	25.02	22.83	41.67
Dewey 900	25.31	24.34	35.73
Dewey 920	24.57	23.89	NVR
Dewey 921	25.82	25.67	27.11
Fiction	25.75	25.54	21.63
Story Collection	27.42	29.71	NVR
Easy	20.74	20.65	NVR
Reference	20.92	20.65	NVR
Professional	17.45	14.91	NVR
Louisiana	21.96	18.77	38.64
Encyclopedias	9.19	8.68	NVR
Overall Average Age	23.51	22.73	26.13

*** This category was identified by the librarian as the most important area of the collection to keep current.

NVR means that no volumes in this classification were reported.

RESULTS BY INDIVIDUAL SCHOOL

MIDDLE / JUNIOR HIGH SCHOOLS

PARISHES REPRESENTED

Calcasieu

Caldwell

Claiborne

Concordia

DeSoto

Evangeline

Iberia

Jefferson Davis

Lafayette

Nachitoches

Orleans

Plaquemines

Sabine

St. Charles

Collection Assessment Survey Results

Bell City High

Parish: Calcasieu

School Group Category: Middle/Jr. High School

Classification	Average Age in Years by Classification		
	All Schools	Category	This school
Dewey 000	17.03	17.14	16.36
Dewey 100	18.57	20.27	17.12
Dewey 200	25.98	27.31	20.45
Dewey 300	22.14	23.74	21.38
Dewey 398	23.79	31.13	NVR
Dewey 400	23.37	25.70	18.8
*** Dewey 500	24.16	25.28	21.3
Dewey 600	21.79	22.45	20.37
Dewey 700	20.87	21.29	17.85
Dewey 800	25.02	27.43	24.81
Dewey 900	25.31	26.51	24.23
Dewey 920	24.57	25.43	23.13
Dewey 921	25.82	27.30	27.62
Fiction	25.75	25.42	21.79
Story Collection	27.42	29.16	22.38
Easy	20.74	21.40	7.25
Reference	20.92	22.23	22.15
Professional	17.45	21.52	NVR
Louisiana	21.98	23.66	NVR
Encyclopedias	9.19	10.10	NVR
Overall Average Age	23.51	24.56	22.06

*** This category was identified by the librarian as the most important area of the collection to keep current.

NVR means that no volumes in this classification were reported.

Collection Assessment Survey Results

De Quincy Middle

Parish: Calcasieu

School Group Category: Middle/Jr. High School

Classification	Average Age in Years by Classification		
	All Schools	Category	This school
Dewey 000	17.03	17.14	22.39
Dewey 100	18.57	20.27	23.71
Dewey 200	25.98	27.31	29.47
Dewey 300	22.14	23.74	28.71
Dewey 398	23.79	31.13	NVR
Dewey 400	23.37	25.70	26.64
*** Dewey 500	24.16	25.28	27.37
Dewey 600	21.79	22.45	24.73
Dewey 700	20.87	21.29	27.04
Dewey 800	25.02	27.43	35
Dewey 900	25.31	26.51	27.02
Dewey 920	24.57	25.43	28.53
Dewey 921	25.82	27.30	28.45
Fiction	25.75	25.42	27.49
Story Collection	27.42	29.16	33.03
Easy	20.74	21.40	NVR
Reference	20.92	22.23	24.44
Professional	17.45	21.52	24.23
Louisiana	21.98	23.66	23.68
Encyclopedias	9.19	10.10	7.25
Overall Average Age	23.51	24.56	27.33

*** This category was identified by the librarian as the most important area of the collection to keep current.

NVR means that no volumes in this classification were reported.

Collection Assessment Survey Results

F.K. White Middle

Parish: Calcasieu

School Group Category: Middle/Jr. High School

Classification	Average Age in Years by Classification		
	All Schools	Category	This school
Dewey 000	17.03	17.14	12.38
Dewey 100	18.57	20.27	13.57
Dewey 200	25.98	27.31	25.06
Dewey 300	22.14	23.74	21.7
Dewey 398	23.79	31.13	NVR
Dewey 400	23.37	25.70	18.07
*** Dewey 500	24.16	25.28	19.18
Dewey 600	21.79	22.45	18.35
Dewey 700	20.87	21.29	16.49
Dewey 800	25.02	27.43	22.51
Dewey 900	25.31	26.51	19.97
Dewey 920	24.57	25.43	18.19
Dewey 921	25.82	27.30	21.32
Fiction	25.75	25.42	21.59
Story Collection	27.42	29.16	25.28
Easy	20.74	21.40	20.85
Reference	20.92	22.23	19.97
Professional	17.45	21.52	NVR
Louisiana	21.98	23.66	22.29
Encyclopedias	9.19	10.10	4.4
Overall Average Age	23.51	24.56	20.13

*** This category was identified by the librarian as the most important area of the collection to keep current.

NVR means that no volumes in this classification were reported.

Collection Assessment Survey Results

J.I. Watson Elem.

Parish: Calcasieu

School Group Category: Middle/Jr. High School

Classification	Average Age in Years by Classification		
	All Schools	Category	This school
Dewey 000	17.03	17.14	14.62
Dewey 100	18.57	20.27	26.38
Dewey 200	25.98	27.31	37.86
Dewey 300	22.14	23.74	27.14
Dewey 398	23.79	31.13	NVR
Dewey 400	23.37	25.70	28.55
Dewey 500	24.16	25.28	22.54
Dewey 600	21.79	22.45	18.65
Dewey 700	20.87	21.29	17.13
Dewey 800	25.02	27.43	28.66
*** Dewey 900	25.31	26.51	24.67
Dewey 920	24.57	25.43	27.8
Dewey 921	25.82	27.30	29.23
Fiction	25.75	25.42	24.99
Story Collection	27.42	29.16	33.2
Easy	20.74	21.40	15.11
Reference	20.92	22.23	24.04
Professional	17.45	21.52	NVR
Louisiana	21.98	23.66	18.99
Encyclopedias	9.19	10.10	6
Overall Average Age	23.51	24.56	23.25

*** This category was identified by the librarian as the most important area of the collection to keep current.

NVR means that no volumes in this classification were reported.

Collection Assessment Survey Results

LeBlanc Middle

Parish: Calcasieu

School Group Category: Middle/Jr. High School

Classification	Average Age in Years by Classification		
	All Schools	Category	This school
Dewey 000	17.03	17.14	11.21
Dewey 100	18.57	20.27	23.44
Dewey 200	25.98	27.31	32.11
Dewey 300	22.14	23.74	23.27
Dewey 398	23.79	31.13	NVR
Dewey 400	23.37	25.70	22.2
Dewey 500	24.16	25.28	26.56
Dewey 600	21.79	22.45	25.24
Dewey 700	20.87	21.29	22.3
Dewey 800	25.02	27.43	30.15
Dewey 900	25.31	26.51	26.02
Dewey 920	24.57	25.43	24.15
Dewey 921	25.82	27.30	29.15
*** Fiction	25.75	25.42	28.25
Story Collection	27.42	29.16	33.74
Easy	20.74	21.40	22.33
Reference	20.92	22.23	23.76
Professional	17.45	21.52	NVR
Louisiana	21.98	23.66	23.76
Encyclopedias	9.19	10.10	10
Overall Average Age	23.51	24.56	26.01

*** This category was identified by the librarian as the most important area of the collection to keep current.

NVR means that no volumes in this classification were reported.

Collection Assessment Survey Results

Maplewood Elementary

Parish: Calcasieu

School Group Category: Middle/Jr. High School

Classification	Average Age in Years by Classification		
	All Schools	Category	This school
Dewey 000	17.03	17.14	9.78
Dewey 100	18.57	20.27	17.1
Dewey 200	25.98	27.31	28.9
Dewey 300	22.14	23.74	25.37
Dewey 398	23.79	31.13	NVR
Dewey 400	23.37	25.70	19.36
Dewey 500	24.16	25.28	22.89
Dewey 600	21.79	22.45	18.21
Dewey 700	20.87	21.29	14.5
Dewey 800	25.02	27.43	23.37
Dewey 900	25.31	26.51	29.1
Dewey 920	24.57	25.43	30.51
Dewey 921	25.82	27.30	27.59
*** Fiction	25.75	25.42	23.88
Story Collection	27.42	29.16	NVR
Easy	20.74	21.40	19.17
Reference	20.92	22.23	15.5
Professional	17.45	21.52	NVR
Louisiana	21.98	23.66	20.14
Encyclopedias	9.19	10.10	5
Overall Average Age	23.51	24.56	22.83

*** This category was identified by the librarian as the most important area of the collection to keep current.

NVR means that no volumes in this classification were reported.

Collection Assessment Survey Results

Moss Bluff Middle

Parish: Calcasieu

School Group Category: Middle/Jr. High School

Classification	Average Age in Years by Classification		
	All Schools	Category	This school
Dewey 000	17.03	17.14	11.14
Dewey 100	18.57	20.27	16.89
Dewey 200	25.98	27.31	21.78
Dewey 300	22.14	23.74	17.36
Dewey 398	23.79	31.13	NVR
Dewey 400	23.37	25.70	18.27
*** Dewey 500	24.16	25.28	19.14
Dewey 600	21.79	22.45	14.76
Dewey 700	20.87	21.29	15.43
Dewey 800	25.02	27.43	17.4
Dewey 900	25.31	26.51	20.9
Dewey 920	24.57	25.43	19.55
Dewey 921	25.82	27.30	18.02
Fiction	25.75	25.42	19.82
Story Collection	27.42	29.16	18.93
Easy	20.74	21.40	NVR
Reference	20.92	22.22	16.59
Professional	17.45	21.52	NVR
Louisiana	21.98	23.66	21.72
Encyclopedias	9.19	10.10	9.73
Overall Average Age	23.51	24.56	18.38

*** This category was identified by the librarian as the most important area of the collection to keep current.

NVR means that no volumes in this classification were reported.

Collection Assessment Survey Results

Oak Park Middle

Parish: Calcasieu

School Group Category: Middle/Jr. High School

Classification	Average Age in Years by Classification		
	All Schools	Category	This school
Dewey 000	17.03	17.14	17.75
Dewey 100	18.57	20.27	20.97
Dewey 200	25.98	27.31	27.72
Dewey 300	22.14	23.74	23.05
Dewey 398	23.79	31.13	NVR
Dewey 400	23.37	25.70	27.77
Dewey 500	24.16	25.28	25.73
*** Dewey 600	21.79	22.45	22.63
Dewey 700	20.87	21.29	21.38
Dewey 800	25.02	27.43	25.76
Dewey 900	25.31	26.51	26.33
Dewey 920	24.57	25.43	28.53
Dewey 921	25.82	27.30	27.99
Fiction	25.75	25.42	28.49
Story Collection	27.42	29.16	28.06
Easy	20.74	21.40	NVR
Reference	20.92	22.23	23.6
Professional	17.45	21.52	NVR
Louisiana	21.98	23.66	26.88
Encyclopedias	9.19	10.10	12.81
Overall Average Age	23.51	24.56	25.93

*** This category was identified by the librarian as the most important area of the collection to keep current.

NVR means that no volumes in this classification were reported.

Collection Assessment Survey Results

Ray D. Molo Middle

Parish: Calcasieu

School Group Category: Middle/Jr. High School

Classification	Average Age in Years by Classification		
	All Schools	Category	This school
Dewey 000	17.03	17.14	13
Dewey 100	18.57	20.27	23.27
Dewey 200	25.98	27.31	21.43
Dewey 300	22.14	23.74	21.93
Dewey 398	23.79	31.13	NVR
Dewey 400	23.37	25.70	21.86
Dewey 500	24.16	25.28	25.64
Dewey 600	21.79	22.45	23.27
*** Dewey 700	20.87	21.29	17.34
Dewey 800	25.02	27.43	26.4
Dewey 900	25.31	26.51	27.64
Dewey 920	24.57	25.43	25.16
Dewey 921	25.32	27.30	22.36
Fiction	25.75	25.42	23.55
Story Collection	27.42	29.16	25.08
Easy	20.74	21.40	NVR
Reference	20.92	22.23	20.2
Professional	17.45	21.52	NVR
Louisiana	21.98	23.66	20.24
Encyclopedias	9.19	10.10	7.29
Overall Average Age	23.51	24.56	23.31

*** This category was identified by the librarian as the most important area of the collection to keep current.

NVR means that no volumes in this classification were reported.

Collection Assessment Survey Results

Reynaud Middle

Parish: Calcasieu

School Group Category: Middle/Jr. High School

Classification	Average Age in Years by Classification		
	All Schools	Category	This school
Dewey 000	17.03	17.14	17.52
Dewey 100	18.57	20.27	19.67
Dewey 200	25.98	27.31	23.47
Dewey 300	22.14	23.74	21.36
Dewey 398	23.79	31.13	NVR
Dewey 400	23.37	25.70	29.07
Dewey 500	24.16	25.28	22.86
Dewey 600	21.79	22.45	18.62
Dewey 700	20.87	21.29	19.73
Dewey 800	25.02	27.43	23.99
Dewey 900	25.31	26.51	25.13
*** Dewey 920	24.57	25.43	24.73
Dewey 921	25.82	27.30	23.74
Fiction	25.75	25.42	22.31
Story Collection	27.42	29.16	29.24
Easy	20.74	21.40	22.14
Reference	20.92	22.23	25.17
Professional	17.45	21.52	NVR
Louisiana	21.98	23.66	24.97
Encyclopedias	9.19	10.10	10.2
Overall Average Age	23.51	24.56	22.31

*** This category was identified by the librarian as the most important area of the collection to keep current.

NVR means that no volumes in this classification were reported.

Collection Assessment Survey Results

S.J. Welch

Parish: Calcasieu

School Group Category: Middle/Jr. High School

Classification	Average Age in Years by Classification		
	All Schools	Category	This school
Dewey 000	17.03	17.14	14.91
Dewey 100	18.57	20.27	13.81
Dewey 200	25.98	27.31	25.65
Dewey 300	22.14	23.74	20.69
Dewey 398	23.79	31.13	NVR
Dewey 400	23.37	25.70	24.53
Dewey 500	24.16	25.28	24.49
Dewey 600	21.79	22.45	21.11
Dewey 700	20.87	21.29	20.3
Dewey 800	25.02	27.43	27.62
Dewey 900	25.31	26.51	23.04
Dewey 920	24.57	25.43	24.54
Dewey 921	25.82	27.30	25.15
Fiction	25.75	25.42	23.84
Story Collection	27.42	29.16	28.15
Easy	20.74	21.40	NVR
*** Reference	20.92	22.23	20.32
Professional	17.45	21.52	NVR
Louisiana	21.98	23.66	NVR
Encyclopedias	9.19	10.10	4.6
Overall Average Age	23.51	24.56	22.95

*** This category was identified by the librarian as the most important area of the collection to keep current.

NVR means that no volumes in this classification were reported.

Collection Assessment Survey Results

S.P. Arnett Middle

Parish: Calcasieu

School Group Category: Middle/Jr. High School

Classification	Average Age in Years by Classification		
	All Schools	Category	This school
Dewey 000	17.03	17.14	13.67
Dewey 100	18.57	20.27	14.75
Dewey 200	25.98	27.31	22.78
Dewey 300	22.14	23.74	19.89
Dewey 398	23.79	31.13	NVR
Dewey 400	23.37	25.70	17.67
Dewey 500	24.16	25.28	20.81
*** Dewey 600	21.79	22.45	18.6
Dewey 700	20.87	21.29	18.91
Dewey 800	25.02	27.43	24.13
Dewey 900	25.31	26.51	21.28
Dewey 920	24.57	25.43	23.89
Dewey 921	25.82	27.30	21.59
Fiction	25.75	25.42	20.09
Story Collection	27.42	29.16	26.26
Easy	20.74	21.40	NVR
Reference	20.92	22.23	19.11
Professional	17.45	21.52	NVR
Louisiana	21.98	23.66	NVR
Encyclopedias	9.19	10.10	7.89
Overall Average Age	23.51	24.56	20.29

*** This category was identified by the librarian as the most important area of the collection to keep current.

NVR means that no volumes in this classification were reported.

Collection Assessment Survey Results

Starks High

Parish: Calcasieu

School Group Category: Middle/Jr. High School

Classification	Average Age in Years by Classification		
	All Schools	Category	This school
Dewey 000	17.03	17.14	15.85
Dewey 100	18.57	20.27	32.07
Dewey 200	25.98	27.31	36.88
Dewey 300	22.14	23.74	31.39
Dewey 398	23.79	31.13	NVR
Dewey 400	23.37	25.70	31.67
Dewey 500	24.16	25.28	32.97
Dewey 600	21.79	22.45	29.34
Dewey 700	20.87	21.29	25.94
Dewey 800	25.02	27.43	33.64
*** Dewey 900	25.31	26.51	34.74
Dewey 920	24.57	25.43	31.53
Dewey 921	25.82	27.30	34.48
Fiction	25.75	25.42	28.05
Story Collection	27.42	29.16	35.2
Easy	20.74	21.40	NVR
Reference	20.92	22.23	24.42
Professional	17.45	21.52	NVR
Louisiana	21.98	23.66	NVR
Encyclopedias	9.19	10.10	21.9
Overall Average Age	23.51	24.56	29.53

*** This category was identified by the librarian as the most important area of the collection to keep current.

NVR means that no volumes in this classification were reported.

Collection Assessment Survey Results

Vinton Northside Middle

Parish: Calcasieu

School Group Category: Middle/Jr. High School

Classification	Average Age in Years by Classification		
	All Schools	Category	This school
Dewey 000	17.03	17.14	17.39
Dewey 100	18.57	20.27	20.8
Dewey 200	25.98	27.31	18.63
Dewey 300	22.14	23.74	25.16
Dewey 398	23.79	31.13	NVR
Dewey 400	23.37	25.70	22.8
Dewey 500	24.16	25.28	22.09
Dewey 600	21.79	22.45	21.25
*** Dewey 700	20.87	21.29	25.87
Dewey 800	25.02	27.43	25.35
Dewey 900	25.31	26.51	23.2
Dewey 920	24.57	25.43	28.59
Dewey 921	25.82	27.30	32.74
Fiction	25.75	25.42	25.21
Story Collection	27.42	29.16	35.83
Easy	20.74	21.40	NVR
Reference	20.92	22.23	21.33
Professional	17.45	21.52	NVR
Louisiana	21.98	23.66	NVR
Encyclopedias	9.19	10.10	6.2
Overall Average Age	23.51	24.56	24.81

*** This category was identified by the librarian as the most important area of the collection to keep current.

NVR means that no volumes in this classification were reported.

Collection Assessment Survey Results

W.W. Lewis Middle

Parish: Calcasieu

School Group Category: Middle/Jr. High School

Classification	Average Age in Years by Classification		
	All Schools	Category	This school
Dewey 000	17.03	17.14	17.7
Dewey 100	18.57	20.27	17.91
Dewey 200	25.98	27.31	29.29
Dewey 300	22.14	23.74	24.35
Dewey 398	23.79	31.13	NVR
Dewey 400	23.37	25.70	27.13
*** Dewey 500	24.16	25.28	23.66
Dewey 600	21.79	22.45	21.16
Dewey 700	20.87	21.29	21.78
Dewey 800	25.02	27.43	24.82
Dewey 900	25.31	26.51	NVR
Dewey 920	24.57	25.43	24.96
Dewey 921	25.82	27.30	25.67
Fiction	25.75	25.42	24.98
Story Collection	27.42	29.16	32.92
Easy	20.74	21.40	NVR
Reference	20.92	22.23	24.44
Professional	17.45	21.52	NVR
Louisiana	21.98	23.66	NVR
Encyclopedias	9.19	10.10	6.3
Overall Average Age	23.51	24.56	24.23

*** This category was identified by the librarian as the most important area of the collection to keep current.

NVR means that no volumes in this classification were reported.

Collection Assessment Survey Results

Athens High

Parish: Claiborne

School Group Category: Middle/Jr. High School

Classification	Average Age in Years by Classification		
	All Schools	Category	This school
Dewey 000	17.03	17.14	25.56
Dewey 100	18.57	20.27	33.07
Dewey 200	25.98	27.31	29.19
Dewey 300	22.14	23.74	28.83
Dewey 398	23.79	31.13	NVR
Dewey 400	23.37	25.70	35.9
Dewey 500	24.16	25.28	31.71
Dewey 600	21.79	22.45	26.35
Dewey 700	20.87	21.29	26.14
Dewey 800	25.02	27.43	37.73
Dewey 900	25.31	26.51	31.58
Dewey 920	24.57	25.43	NVR
Dewey 921	25.82	27.30	31.65
*** Fiction	25.75	25.42	25.35
Story Collection	27.42	29.16	NVR
Easy	20.74	21.40	NVR
Reference	20.92	22.23	NVR
Professional	17.45	21.52	NVR
Louisiana	21.98	23.66	NVR
Encyclopedias	9.19	10.10	15
Overall Average Age	23.51	24.56	29.26

*** This category was identified by the librarian as the most important area of the collection to keep current.

NVR means that no volumes in this classification were reported.

Collection Assessment Survey Results

Pineview High

Parish: Claiborne

School Group Category: Middle/Jr. High School

Classification	Average Age in Years by Classification		
	All Schools	Category	This school
Dewey 000	17.03	17.14	NVR
Dewey 100	18.57	20.27	21.3
Dewey 200	25.98	27.31	26.33
Dewey 300	22.14	23.74	24.65
Dewey 398	23.79	31.13	NVR
Dewey 400	23.37	25.70	31.67
*** Dewey 500	24.16	25.28	28.11
Dewey 600	21.79	22.45	28.75
Dewey 700	20.87	21.29	27.09
Dewey 800	25.02	27.43	28.49
Dewey 900	25.31	26.51	29.64
Dewey 920	24.57	25.43	NVR
Dewey 921	25.82	27.30	29.28
Fiction	25.75	25.42	30.78
Story Collection	27.42	29.16	NVR
Easy	20.74	21.40	24.42
Reference	20.92	22.23	18.82
Professional	17.45	21.52	NVR
Louisiana	21.98	23.66	NVR
Encyclopedias	9.19	10.10	14.86
Overall Average Age	23.51	24.56	27.76

*** This category was identified by the librarian as the most important area of the collection to keep current.

NVR means that no volumes in this classification were reported.

Collection Assessment Survey Results

Summerfield High

Parish: Claiborne

School Group Category: Middle/Jr. High School

Classification	Average Age in Years by Classification		
	All Schools	Category	This school
Dewey 000	17.03	17.14	18.64
Dewey 100	18.57	20.27	23
Dewey 200	25.98	27.31	21.5
Dewey 300	22.14	23.74	21.49
Dewey 398	23.79	31.13	32.92
Dewey 400	23.37	25.70	24
Dewey 500	24.16	25.28	21.68
Dewey 600	21.79	22.45	20.77
Dewey 700	20.87	21.29	24.5
Dewey 800	25.02	27.43	29.28
Dewey 900	25.31	26.51	35.46
Dewey 920	24.57	25.43	NVR
Dewey 921	25.82	27.30	34.07
Fiction	25.75	25.42	30.24
Story Collection	27.42	29.16	NVR
Easy	20.74	21.40	NVR
*** Reference	20.92	22.23	NVR
Professional	17.45	21.52	NVR
Louisiana	21.98	23.66	NVR
Encyclopedias	9.19	10.10	14.25
Overall Average Age	23.51	24.56	28.15

*** This category was identified by the librarian as the most important area of the collection to keep current.

NVR means that no volumes in this classification were reported.

Collection Assessment Survey Results

Monterey High

Parish: Concordia

School Group Category: Middle/Jr. High School

Classification	Average Age in Years by Classification		
	All Schools	Category	This school
Dewey 000	17.03	17.14	14.68
Dewey 100	18.57	20.27	19.4
Dewey 200	25.98	27.31	21.88
Dewey 300	22.14	23.74	19.54
Dewey 398	23.79	31.13	NVR
Dewey 400	23.37	25.70	23.31
Dewey 500	24.16	25.28	23.77
Dewey 600	21.79	22.45	22.75
Dewey 700	20.87	21.29	19.51
Dewey 800	25.02	27.43	23.14
*** Dewey 900	25.31	26.51	25.45
Dewey 920	24.57	25.43	NVR
Dewey 921	25.82	27.30	24.26
Fiction	25.75	25.42	20.86
Story Collection	27.42	29.16	NVR
Easy	20.74	21.40	NVR
Reference	20.92	22.23	NVR
Professional	17.45	21.52	NVR
Louisiana	21.98	23.66	NVR
Encyclopedias	9.19	10.10	10.2
Overall Average Age	23.51	24.56	21.81

*** This category was identified by the librarian as the most important area of the collection to keep current.

NVR means that no volumes in this classification were reported.

Collection Assessment Survey Results

North DeSoto High

Parish: DeSoto

School Group Category: Middle/Jr. High School

Classification	Average Age in Years by Classification		
	All Schools	Category	This school
Dewey 000	17.03	17.14	19.48
Dewey 100	18.57	20.27	NVR
Dewey 200	25.98	27.31	23.93
Dewey 300	22.14	23.74	22.58
Dewey 398	23.79	31.13	NVR
Dewey 400	23.37	25.70	23.43
*** Dewey 500	24.16	25.28	25.79
Dewey 600	21.79	22.45	25.03
Dewey 700	20.87	21.29	24
Dewey 800	25.02	27.43	20.8
Dewey 900	25.31	26.51	23.91
Dewey 920	24.57	25.43	NVR
Dewey 921	25.82	27.30	24.96
Fiction	25.75	25.42	35.91
Story Collection	27.42	29.16	26.55
Easy	20.74	21.40	NVR
Reference	20.92	22.23	19.96
Professional	17.45	21.52	NVR
Louisiana	21.98	23.66	30.8
Encyclopedias	9.19	10.10	12.09
Overall Average Age	23.51	24.56	28.56

*** This category was identified by the librarian as the most important area of the collection to keep current.

NVR means that no volumes in this classification were reported.

Collection Assessment Survey Results

Pine Prairie High

Parish: Evangeline

School Group Category: Middle/Jr. High School

Classification	Average Age in Years by Classification		
	All Schools	Category	This school
Dewey 000	17.03	17.14	27
Dewey 100	18.57	20.27	NVR
Dewey 200	25.98	27.31	30.71
Dewey 300	22.14	23.74	28.24
Dewey 398	23.79	31.13	35.67
Dewey 400	23.37	25.70	36.12
*** Dewey 500	24.16	25.28	29.82
Dewey 600	21.79	22.45	24.61
Dewey 700	20.87	21.29	25.56
Dewey 800	25.02	27.43	30.93
Dewey 900	25.31	26.51	32.45
Dewey 920	24.57	25.43	28.63
Dewey 921	25.82	27.30	NVR
Fiction	25.75	25.42	29.64
Story Collection	27.42	29.16	NVR
Easy	20.74	21.40	NVR
Reference	20.92	22.23	20.31
Professional	17.45	21.52	23.71
Louisiana	21.98	23.66	22
Encyclopedias	9.19	10.10	5.14
Overall Average Age	23.51	24.56	28.38

*** This category was identified by the librarian as the most important area of the collection to keep current.

NVR means that no volumes in this classification were reported.

Collection Assessment Survey Results

Loreauville Jr. & Sr. High

Parish: Iberia

School Group Category: Middle/Jr. High School

Classification	Average Age in Years by Classification		
	All Schools	Category	This school
Dewey 000	17.03	17.14	18.07
Dewey 100	18.57	20.27	NVR
Dewey 200	25.98	27.31	29.45
Dewey 300	22.14	23.74	21.79
Dewey 398	23.79	31.13	24.15
Dewey 400	23.37	25.70	25.92
*** Dewey 500	24.16	25.28	27.08
Dewey 600	21.79	22.45	22.46
Dewey 700	20.87	21.29	25.03
Dewey 800	25.02	27.43	28.23
Dewey 900	25.31	26.51	27.44
Dewey 920	24.57	25.43	NVR
Dewey 921	25.82	27.30	26.4
Fiction	25.75	25.42	26.45
Story Collection	27.42	29.16	NVR
Easy	20.74	21.40	NVR
Reference	20.92	22.23	17.53
Professional	17.45	21.52	21.86
Louisiana	21.98	23.66	23.51
Encyclopedias	9.19	10.10	5.5
Overall Average Age	23.51	24.56	24.92

*** This category was identified by the librarian as the most important area of the collection to keep current.

NVR means that no volumes in this classification were reported.

Collection Assessment Survey Results

Lacassine High

Parish: Jefferson Davis

School Group Category: Middle/Jr. High School

Classification	Average Age in Years by Classification		
	All Schools	Category	This school
Dewey 000	17.03	17.14	NVR
Dewey 100	18.57	20.27	NVR
Dewey 200	25.98	27.31	NVR
Dewey 300	22.14	23.74	NVR
Dewey 398	23.79	31.13	NVR
Dewey 400	23.37	25.70	NVR
*** Dewey 500	24.16	25.28	27.34
Dewey 600	21.79	22.45	25.71
Dewey 700	20.87	21.29	NVR
Dewey 800	25.02	27.43	30.29
Dewey 900	25.31	26.51	27.81
Dewey 920	24.57	25.43	NVR
Dewey 921	25.82	27.30	NVR
Fiction	25.75	25.42	NVR
Story Collection	27.42	29.16	NVR
Easy	20.74	21.40	NVR
Reference	20.92	22.23	NVR
Professional	17.45	21.52	NVR
Louisiana	21.98	23.66	NVR
Encyclopedias	9.19	10.10	4.25
Overall Average Age	23.51	24.56	27.52

*** This category was identified by the librarian as the most important area of the collection to keep current.

NVR means that no volumes in this classification were reported.

Collection Assessment Survey Results

Broussard Middle

Parish: Lafayette

School Group Category: Middle/Jr. High School

Classification	Average Age in Years by Classification		
	All Schools	Category	This school
Dewey 000	17.03	17.14	10.21
Dewey 100	18.57	20.27	17
Dewey 200	25.98	27.31	31.69
Dewey 300	22.14	23.74	22.35
Dewey 398	23.79	31.13	NVR
Dewey 400	23.37	25.70	19.33
*** Dewey 500	24.16	25.28	28.81
Dewey 600	21.79	22.45	22.42
Dewey 700	20.87	21.29	24.84
Dewey 800	25.02	27.43	28.94
Dewey 900	25.31	26.51	26.43
Dewey 920	24.57	25.43	NVR
Dewey 921	25.82	27.30	29.48
Fiction	25.75	25.42	24.38
Story Collection	27.42	29.16	26.17
Easy	20.74	21.40	29.59
Reference	20.92	22.23	13.88
Professional	17.45	21.52	15.44
Louisiana	21.98	23.66	24.47
Encyclopedias	9.19	10.10	6.55
Overall Average Age	23.51	24.56	24.58

*** This category was identified by the librarian as the most important area of the collection to keep current.

NVR means that no volumes in this classification were reported.

Collection Assessment Survey Results

Paul Breaux Middle

Parish: Lafayette

School Group Category: Middle/Jr. High School

Classification	Average Age in Years by Classification		
	All Schools	Category	This school
Dewey 000	17.03	17.14	21
Dewey 100	18.57	20.27	NVR
Dewey 200	25.98	27.31	31.42
Dewey 300	22.14	23.74	28.77
Dewey 398	23.79	31.13	32.74
Dewey 400	23.37	25.70	30.08
*** Dewey 500	24.16	25.28	28.46
Dewey 600	21.79	22.45	23.62
Dewey 700	20.87	21.29	26.27
Dewey 800	25.02	27.43	27.76
Dewey 900	25.31	26.51	27.52
Dewey 920	24.57	25.43	NVR
Dewey 921	25.82	27.30	29.26
Fiction	25.75	25.42	28.63
Story Collection	27.42	29.16	NVR
Easy	20.74	21.40	NVR
Reference	20.92	22.23	22.23
Professional	17.45	21.52	26.03
Louisiana	21.98	23.66	22.25
Encyclopedias	9.19	10.10	12.25
Overall Average Age	23.51	24.56	27.57

*** This category was identified by the librarian as the most important area of the collection to keep current.

NVR means that no volumes in this classification were reported.

Collection Assessment Survey Results

Campti Junior High

Parish: Natchitoches

School Group Category: Middle/Jr. High School

Classification	Average Age in Years by Classification		
	All Schools	Category	This school
Dewey 000	17.03	17.14	14.91
Dewey 100	18.57	20.27	NVR
Dewey 200	25.98	27.31	29
Dewey 300	22.14	23.74	17.69
Dewey 398	23.79	31.13	NVR
Dewey 400	23.37	25.70	12
*** Dewey 500	24.16	25.28	19.16
Dewey 600	21.79	22.45	15.41
Dewey 700	20.87	21.29	15.63
Dewey 800	25.02	27.43	16.7
Dewey 900	25.31	26.51	24.63
Dewey 920	24.57	25.43	NVR
Dewey 921	25.82	27.30	25.85
Fiction	25.75	25.42	23.89
Story Collection	27.42	29.16	NVR
Easy	20.74	21.40	NVR
Reference	20.92	22.23	16.13
Professional	17.45	21.52	9.38
Louisiana	21.98	23.66	21.77
Encyclopedias	9.19	10.10	7.33
Overall Average Age	23.51	24.56	21.19

*** This category was identified by the librarian as the most important area of the collection to keep current.

NVR means that no volumes in this classification were reported.

Collection Assessment Survey Results

Northwestern Middle Lab

Parish: Natchitoches

School Group Category: Middle/Jr. High School

Classification	Average Age in Years by Classification		
	All Schools	Category	This school
Dewey 000	17.03	17.14	13
Dewey 100	18.57	20.27	22.1
Dewey 200	25.98	27.31	26.81
Dewey 300	22.14	23.74	23.23
Dewey 398	23.79	31.13	NVR
Dewey 400	23.37	25.70	21.05
*** Dewey 500	24.16	25.28	30.51
Dewey 600	21.79	22.45	24.22
Dewey 700	20.87	21.29	23.54
Dewey 800	25.02	27.43	29.42
Dewey 900	25.31	26.51	31.89
Dewey 920	24.57	25.43	NVR
Dewey 921	25.82	27.30	29.04
Fiction	25.75	25.42	26.75
Story Collection	27.42	29.16	NVR
Easy	20.74	21.40	32.46
Reference	20.92	22.23	NVR
Professional	17.45	21.52	NVR
Louisiana	21.98	23.66	24.87
Encyclopedias	9.19	10.10	11.86
Overall Average Age	23.51	24.56	27.86

*** This category was identified by the librarian as the most important area of the collection to keep current.

NVR means that no volumes in this classification were reported.

Collection Assessment Survey Results

L. B. Landry High

Parish: Orleans

School Group Category: Middle/Jr. High School

Classification	Average Age in Years by Classification		
	All Schools	Category	This school
Dewey 000	17.03	17.14	19.41
Dewey 100	18.57	20.27	18.1
Dewey 200	25.98	27.31	27.98
Dewey 300	22.14	23.74	24.63
Dewey 398	23.79	31.13	NVR
Dewey 400	23.37	25.70	28.95
Dewey 500	24.16	25.28	27.55
Dewey 600	21.79	22.45	25.9
Dewey 700	20.87	21.29	25.84
Dewey 800	25.02	27.43	27.39
Dewey 900	25.31	26.51	28.34
Dewey 920	24.57	25.43	NVR
Dewey 921	25.82	27.30	29.91
*** Fiction	25.75	25.42	27.5
Story Collection	27.42	29.16	NVR
Easy	20.74	21.40	NVR
Reference	20.92	22.23	18.98
Professional	17.45	21.52	19.29
Louisiana	21.98	23.66	NVR
Encyclopedias	9.19	10.10	11.87
Overall Average Age	23.51	24.56	26.79

*** This category was identified by the librarian as the most important area of the collection to keep current.

NVR means that no volumes in this classification were reported.

Collection Assessment Survey Results

Port Sulphur High

Parish: Plaquemines

School Group Category: Middle/Jr. High School

Classification	Average Age in Years by Classification		
	All Schools	Category	This school
Dewey 000	17.03	17.14	26.64
Dewey 100	18.57	20.27	NVR
Dewey 200	25.98	27.31	28
Dewey 300	22.14	23.74	25.58
Dewey 398	23.79	31.13	25.94
Dewey 400	23.37	25.70	35.42
Dewey 500	24.16	25.28	29.56
*** Dewey 600	21.79	22.45	27.83
Dewey 700	20.87	21.29	27.36
Dewey 800	25.02	27.43	32.29
Dewey 900	25.31	26.51	30.6
Dewey 920	24.57	25.43	NVR
Dewey 921	25.82	27.30	29.78
Fiction	25.75	25.42	32.84
Story Collection	27.42	29.16	32.66
Easy	20.74	21.40	NVR
Reference	20.92	22.23	26.16
Professional	17.45	21.52	NVR
Louisiana	21.98	23.66	26.12
Encyclopedias	9.19	10.10	9.33
Overall Average Age	23.51	24.56	29.68

*** This category was identified by the librarian as the most important area of the collection to keep current.

NVR means that no volumes in this classification were reported.

Collection Assessment Survey Results

Converse High

Parish: Sabine

School Group Category: Middle/Jr. High School

Classification	Average Age in Years by Classification		
	All Schools	Category	This school
Dewey 000	17.03	17.14	21.86
Dewey 100	18.57	20.27	36.12
Dewey 200	25.98	27.31	39.33
Dewey 300	22.14	23.74	23.87
Dewey 398	23.79	31.13	NVR
Dewey 400	23.37	25.70	26.2
*** Dewey 500	24.16	25.28	32.14
Dewey 600	21.79	22.45	35.1
Dewey 700	20.87	21.29	36
Dewey 800	25.02	27.43	41.67
Dewey 900	25.31	26.51	35.73
Dewey 920	24.57	25.43	NVR
Dewey 921	25.82	27.30	27.11
Fiction	25.75	25.42	21.63
Story Collection	27.42	29.16	NVR
Easy	20.74	21.40	NVR
Reference	20.92	22.23	NVR
Professional	17.45	21.52	NVR
Louisiana	21.98	23.66	38.64
Encyclopedias	9.19	10.10	NVR
Overall Average Age	23.51	24.56	26.13

*** This category was identified by the librarian as the most important area of the collection to keep current.

NVR means that no volumes in this classification were reported.

Collection Assessment Survey Results

J.B Martin Middle

Parish: St. Charles

School Group Category: Middle/Jr. High School

Classification	Average Age in Years by Classification		
	All Schools	Category	This school
Dewey 000	17.03	17.14	17.48
Dewey 100	18.57	20.27	NVR
Dewey 200	25.98	27.31	28.41
Dewey 300	22.14	23.74	21.04
Dewey 398	23.79	31.13	NVR
Dewey 400	23.37	25.70	23.7
Dewey 500	24.16	25.28	23.98
*** Dewey 600	21.79	22.45	21.52
Dewey 700	20.87	21.29	22.5
Dewey 800	25.02	27.43	23.26
Dewey 900	25.31	26.51	24
Dewey 920	24.57	25.43	NVR
Dewey 921	25.82	27.30	23.4
Fiction	25.75	25.42	23.12
Story Collection	27.42	29.16	NVR
Easy	20.74	21.40	NVR
Reference	20.92	22.23	17.13
Professional	17.45	21.52	NVR
Louisiana	21.98	23.66	24.49
Encyclopedias	9.19	10.10	7.86
Overall Average Age	23.51	24.56	22.89

*** This category was identified by the librarian as the most important area of the collection to keep current.

NVR means that no volumes in this classification were reported.

RESULTS BY INDIVIDUAL SCHOOL

HIGH SCHOOLS

PARISHES REPRESENTED

Caddo
Calcasieu
Caldwell
Claiborne
Concordia
DeSoto
Evangeline
Iberia
Jefferson Davis
Orleans
Plaquemines
Sabine
St. Charles
St. Landry

Collection Assessment Survey Results

Woodlawn High

Parish: Caddo

School Group Category: High School

Classification	Average Age in Years by Classification		
	All Schools	Category	This school
Dewey 000	17.03	18.33	20.87
Dewey 100	18.57	20.70	21.92
Dewey 200	25.98	24.51	26.95
Dewey 300	22.14	21.68	20.19
Dewey 398	23.79	28.85	NVR
Dewey 400	23.37	26.31	28.75
Dewey 500	24.16	25.83	27.85
*** Dewey 600	21.79	22.67	23.66
Dewey 700	20.87	23.09	26.19
Dewey 800	25.02	26.29	29.47
Dewey 900	25.31	26.57	27.8
Dewey 920	24.57	25.59	NVR
Dewey 921	25.82	25.83	27.13
Fiction	25.75	26.44	26.26
Story Collection	27.42	25.97	25.98
Easy	20.74	23.00	NVR
Reference	20.92	19.79	19.3
Professional	17.45	19.15	21.61
Louisiana	21.98	22.32	NVR
Encyclopedias	9.19	11.60	11.53
Overall Average Age	23.51	24.60	25.84

*** This category was identified by the librarian as the most important area of the collection to keep current.

NVR means that no volumes in this classification were reported.

Collection Assessment Survey Results

A.M. Barbe High

Parish: Calcasieu

School Group Category: High School

Classification	Average Age in Years by Classification		
	All Schools	Category	This school
Dewey 000	17.03	18.33	14.56
Dewey 100	18.57	20.70	16.9
Dewey 200	25.98	24.51	23.04
Dewey 300	22.14	21.68	18.24
Dewey 398	23.79	28.85	NVR
Dewey 400	23.37	26.31	25.28
Dewey 500	24.16	25.83	21.34
Dewey 600	21.79	22.67	17.9
Dewey 700	20.87	23.09	18.91
*** Dewey 800	25.02	26.29	25.32
Dewey 900	25.31	26.57	23.24
Dewey 920	24.57	25.59	22.29
Dewey 921	25.82	25.83	18.83
Fiction	25.75	26.44	22.61
Story Collection	27.42	25.97	20.97
Easy	20.74	23.00	NVR
Reference	20.92	19.79	13.97
Professional	17.45	19.15	NVR
Louisiana	21.98	22.32	18.73
Encyclopedias	9.19	11.60	7.13
Overall Average Age	23.51	24.60	20.70

*** This category was identified by the librarian as the most important area of the collection to keep current.

NVR means that no volumes in this classification were reported.

Collection Assessment Survey Results

Bell City High

Parish: Calcasieu

School Group Category: High School

Classification	Average Age in Years by Classification		
	All Schools	Category	This school
Dewey 000	17.03	18.33	16.36
Dewey 100	18.57	20.70	17.12
Dewey 200	25.98	24.51	20.45
Dewey 300	22.14	21.68	21.38
Dewey 398	23.79	28.85	NVR
Dewey 400	23.37	26.31	18.8
*** Dewey 500	24.16	25.83	21.3
Dewey 600	21.79	22.67	20.37
Dewey 700	20.87	23.09	17.85
Dewey 800	25.02	26.29	24.81
Dewey 900	25.31	26.57	24.23
Dewey 920	24.57	25.59	23.13
Dewey 921	25.82	25.83	27.62
Fiction	25.75	26.44	21.79
Story Collection	27.42	25.97	22.38
Easy	20.74	23.00	7.25
Reference	20.92	19.79	22.15
Professional	17.45	19.15	NVR
Louisiana	21.98	22.32	NVR
Encyclopedias	9.19	11.60	NVR
Overall Average Age	23.51	24.60	22.06

*** This category was identified by the librarian as the most important area of the collection to keep current.

Collection Assessment Survey Results

Bell City High

Parish: Calcasieu

School Group Category: High School

Classification	Average Age in Years by Classification		
	All Schools	Category	This school
Dewey 000	17.03	18.33	16.36
Dewey 100	18.57	20.70	17.12
Dewey 200	25.98	24.51	20.45
Dewey 300	22.14	21.68	21.38
Dewey 398	23.79	28.85	NVR
Dewey 400	23.37	26.31	18.8
*** Dewey 500	24.16	25.83	21.3
Dewey 600	21.79	22.67	20.37
Dewey 700	20.87	23.09	17.85
Dewey 800	25.02	26.29	24.81
Dewey 900	25.31	26.57	24.23
Dewey 920	24.57	25.59	23.13
Dewey 921	25.82	25.83	27.62
Fiction	25.75	26.44	21.79
Story Collection	27.42	25.97	22.38
Easy	20.74	23.00	7.25
Reference	20.92	19.79	22.15
Professional	17.45	19.15	NVR
Louisiana	21.98	22.32	NVR
Encyclopedias	9.19	11.60	NVR
Overall Average Age	23.51	24.60	22.06

*** This category was identified by the librarian as the most important area of the collection to keep current.

NVR means that no volumes in this classification were reported.

Collection Assessment Survey Results

De Quincy High

Parish: Calcasieu

School Group Category: High School

Classification	Average Age in Years by Classification		
	All Schools	Category	This school
Dewey 000	17.03	18.33	17.57
Dewey 100	18.57	20.70	23.04
Dewey 200	25.98	24.51	23.91
Dewey 300	22.14	21.68	22.79
Dewey 398	23.79	28.85	NVR
Dewey 400	23.37	26.31	35.86
Dewey 500	24.16	25.83	26.25
*** Dewey 600	21.79	22.67	22.38
Dewey 700	20.87	23.09	25.22
Dewey 800	25.02	26.29	34.33
Dewey 900	25.31	26.57	29.06
Dewey 920	24.57	25.59	34.5
Dewey 921	25.82	25.83	25.21
Fiction	25.75	26.44	28.01
Story Collection	27.42	25.97	29.54
Easy	20.74	23.00	NVR
Reference	20.92	19.79	27.37
Professional	17.45	19.15	NVR
Louisiana	21.98	22.32	NVR
Encyclopedias	9.19	11.60	12.5
Overall Average Age	23.51	24.60	27.57

*** This category was identified by the librarian as the most important area of the collection to keep current.

NVR means that no volumes in this classification were reported.

Collection Assessment Survey Results

Iowa High

Parish: Calcasieu

School Group Category: High School

Classification	Average Age in Years by Classification		
	All Schools	Category	This school
Dewey 000	17.03	18.33	17.13
Dewey 100	18.57	20.70	20
Dewey 200	25.98	24.51	25.82
Dewey 300	22.14	21.68	20.81
Dewey 398	23.79	28.85	NVR
Dewey 400	23.37	26.31	29.5
Dewey 500	24.16	25.83	28.69
Dewey 600	21.79	22.67	22.42
Dewey 700	20.87	23.09	22.57
*** Dewey 800	25.02	26.29	26.87
Dewey 900	25.31	26.57	25.45
Dewey 920	24.57	25.59	24.15
Dewey 921	25.82	25.83	24.69
Fiction	25.75	26.44	38.7
Story Collection	27.42	25.97	30.32
Easy	20.74	23.00	NVR
Reference	20.92	19.79	15.94
Professional	17.45	19.15	NVR
Louisiana	21.98	22.32	24.83
Encyclopedias	9.19	11.60	11.8
Overall Average Age	23.51	24.60	29.87

*** This category was identified by the librarian as the most important area of the collection to keep current.

NVR means that no volumes in this classification were reported.

Collection Assessment Survey Results

LaGrange Senior High

Parish: Calcasieu

School Group Category: High School

Classification	Average Age in Years by Classification		
	All Schools	Category	This school
Dewey 000	17.03	18.33	18.11
Dewey 100	18.57	20.70	24.48
Dewey 200	25.98	24.51	28.92
Dewey 300	22.14	21.68	25.21
Dewey 398	23.79	28.85	NVR
Dewey 400	23.37	26.31	28
Dewey 500	24.16	25.83	25.66
Dewey 600	21.79	22.67	23.67
Dewey 700	20.87	23.09	24.91
Dewey 800	25.02	26.29	24.23
Dewey 900	25.31	26.57	28.28
Dewey 920	24.57	25.59	29.05
Dewey 921	25.82	25.83	29.51
Fiction	25.75	26.44	30.77
Story Collection	27.42	25.97	30.16
Easy	20.74	23.00	NVR
*** Reference	20.92	19.79	16.51
Professional	17.45	19.15	NVR
Louisiana	21.98	22.32	NVR
Encyclopedias	9.19	11.60	7.75
Overall Average Age	23.51	24.60	26.08

*** This category was identified by the librarian as the most important area of the collection to keep current.

NVR means that no volumes in this classification were reported.

Collection Assessment Survey Results

Lake Charles-Boston High

Parish: Calcasieu

School Group Category: High School

Classification	Average Age in Years by Classification		
	All Schools	Category	This school
Dewey 000	17.03	18.33	19.55
Dewey 100	18.57	20.70	22.33
Dewey 200	25.98	24.51	25.67
Dewey 300	22.14	21.68	23.21
Dewey 398	23.79	28.85	NVR
Dewey 400	23.37	26.31	25.09
Dewey 500	24.16	25.83	26.75
*** Dewey 600	21.79	22.67	24.34
Dewey 700	20.87	23.09	23.22
Dewey 800	25.02	26.29	27.27
Dewey 900	25.31	26.57	27.53
Dewey 920	24.57	25.59	25.04
Dewey 921	25.82	25.83	25.15
Fiction	25.75	26.44	26.92
Story Collection	27.42	25.97	23.44
Easy	20.74	23.00	NVR
Reference	20.92	19.79	15.74
Professional	17.45	19.15	NVR
Louisiana	21.98	22.32	NVR
Encyclopedias	9.19	11.60	10.92
Overall Average Age	23.51	24.60	24.82

*** This category was identified by the librarian as the most important area of the collection to keep current.

NVR means that no volumes in this classification were reported.

Collection Assessment Survey Results

Sam Houston High

Parish: Calcasieu

School Group Category: High School

Classification	Average Age in Years by Classification		
	All Schools	Category	This school
Dewey 000	17.03	18.33	20.59
Dewey 100	18.57	20.70	16.73
Dewey 200	25.98	24.51	19.5
Dewey 300	22.14	21.68	18.46
Dewey 398	23.79	28.85	NVR
Dewey 400	23.37	26.31	25
*** Dewey 500	24.16	25.83	17.46
Dewey 600	21.79	22.67	17.92
Dewey 700	20.87	23.09	18.75
Dewey 800	25.02	26.29	24.52
Dewey 900	25.31	26.57	22.49
Dewey 920	24.57	25.59	18.16
Dewey 921	25.82	25.83	16.67
Fiction	25.75	26.44	20.59
Story Collection	27.42	25.97	20.17
Easy	20.74	23.00	NVR
Reference	20.92	19.79	15.64
Professional	17.45	19.15	NVR
Louisiana	21.98	22.32	NVR
Encyclopedias	9.19	11.60	8.2
Overall Average Age	23.51	24.60	19.18

*** This category was identified by the librarian as the most important area of the collection to keep current.

NVR means that no volumes in this classification were reported.

Collection Assessment Survey Results

Starks High

Parish: Calcasieu

School Group Category: High School

Classification	Average Age in Years by Classification		
	All Schools	Category	This school
Dewey 000	17.03	18.33	15.85
Dewey 100	18.57	20.70	32.07
Dewey 200	25.98	24.51	36.88
Dewey 300	22.14	21.68	31.39
Dewey 398	23.79	28.85	NVR
Dewey 400	23.37	26.31	31.67
Dewey 500	24.16	25.83	32.97
Dewey 600	21.79	22.67	29.34
Dewey 700	20.87	23.09	25.94
Dewey 800	25.02	26.29	33.64
*** Dewey 900	25.31	26.57	34.74
Dewey 920	24.57	25.59	31.53
Dewey 921	25.82	25.83	34.48
Fiction	25.75	26.44	28.05
Story Collection	27.42	25.97	35.2
Easy	20.74	23.00	NVR
Reference	20.92	19.79	24.42
Professional	17.45	19.15	NVR
Louisiana	21.98	22.32	NVR
Encyclopedias	9.19	11.60	21.9
Overall Average Age	23.51	24.60	29.53

*** This category was identified by the librarian as the most important area of the collection to keep current.

NVR means that no volumes in this classification were reported.

Collection Assessment Survey Results

Sulphur High

Parish: Calcasieu

School Group Category: High School

Classification	Average Age in Years by Classification		
	All Schools	Category	This school
Dewey 000	17.03	18.33	17.31
Dewey 100	18.57	20.70	18.45
Dewey 200	25.98	24.51	23.41
Dewey 300	22.14	21.68	18.43
Dewey 398	23.79	28.85	NVR
Dewey 400	23.37	26.31	25.39
*** Dewey 500	24.16	25.83	22.18
Dewey 600	21.79	22.67	18.21
Dewey 700	20.87	23.09	17.63
Dewey 800	25.02	26.29	24.06
Dewey 900	25.31	26.57	22.73
Dewey 920	24.57	25.59	23.65
Dewey 921	25.82	25.83	22.86
Fiction	25.75	26.44	22.29
Story Collection	27.42	25.97	23.1
Easy	20.74	23.00	NVR
Reference	20.92	19.79	18.25
Professional	17.45	19.15	16.43
Louisiana	21.98	22.32	22.23
Encyclopedias	9.19	11.60	8.07
Overall Average Age	23.51	24.60	21.08

*** This category was identified by the librarian as the most important area of the collection to keep current.

NVR means that no volumes in this classification were reported.

Collection Assessment Survey Results

Vinton High

Parish: Calcasieu

School Group Category: High School

Classification	Average Age in Years by Classification		
	All Schools	Category	This school
Dewey 000	17.03	18.33	19.36
Dewey 100	18.57	20.70	19.73
Dewey 200	25.98	24.51	22.56
Dewey 300	22.14	21.68	20.53
Dewey 398	23.79	28.85	NVR
Dewey 400	23.37	26.31	28.62
Dewey 500	24.16	25.83	25.21
*** Dewey 600	21.79	22.67	20.6
Dewey 700	20.87	23.09	23.87
Dewey 800	25.02	26.29	20.6
Dewey 900	25.31	26.57	25.97
Dewey 920	24.57	25.59	25.15
Dewey 921	25.82	25.83	23.41
Fiction	25.75	26.44	25.11
Story Collection	27.42	25.97	20.15
Easy	20.74	23.00	NVR
Reference	20.92	19.79	19.83
Professional	17.45	19.15	NVR
Louisiana	21.98	22.32	19.43
Encyclopedias	9.19	11.60	13.1
Overall Average Age	23.51	24.60	22.75

*** This category was identified by the librarian as the most important area of the collection to keep current.

NVR means that no volumes in this classification were reported.

Collection Assessment Survey Results

Washington/Marion High

Parish: Calcasieu

School Group Category: High School

Classification	Average Age in Years by Classification		
	All Schools	Category	This school
Dewey 000	17.03	18.33	9.06
Dewey 100	18.57	20.70	15.77
Dewey 200	25.98	24.51	21.93
Dewey 300	22.14	21.68	16.42
Dewey 398	23.79	28.85	NVR
Dewey 400	23.37	26.31	20.7
Dewey 500	24.16	25.83	23.26
Dewey 600	21.79	22.67	18.64
Dewey 700	20.87	23.09	21.69
Dewey 800	25.02	26.29	17.69
*** Dewey 900	25.31	26.57	18.21
Dewey 920	24.57	25.59	25.24
Dewey 921	25.82	25.83	21.98
Fiction	25.75	26.44	23.48
Story Collection	27.42	25.97	27.42
Easy	20.74	23.00	NVR
Reference	20.92	19.79	15.25
Professional	17.45	19.15	NVR
Louisiana	21.98	22.32	18.34
Encyclopedias	9.19	11.60	NVR
Overall Average Age	23.51	24.60	20.78

*** This category was identified by the librarian as the most important area of the collection to keep current.

NVR means that no volumes in this classification were reported.

Collection Assessment Survey Results

Westlake High

Parish: Calcasieu

School Group Category: High School

Classification	Average Age in Years by Classification		
	All Schools	Category	This school
Dewey 000	17.03	18.33	14.67
Dewey 100	18.57	20.70	18
Dewey 200	25.98	24.51	24.35
Dewey 300	22.14	21.68	18.24
Dewey 398	23.79	28.85	NVR
Dewey 400	23.37	26.31	23.93
Dewey 500	24.16	25.83	23.81
Dewey 600	21.79	22.67	21.93
Dewey 700	20.87	23.09	21.73
*** Dewey 800	25.02	26.29	20.82
Dewey 900	25.31	26.57	24.2
Dewey 920	24.57	25.59	26.02
Dewey 921	25.82	25.83	25.37
Fiction	25.75	26.44	21.45
Story Collection	27.42	25.97	26.48
Easy	20.74	23.00	NVP.
Reference	20.92	19.79	14.4
Professional	17.45	19.15	19.34
Louisiana	21.98	22.32	17.6
Encyclopedias	9.19	11.60	10.8
Overall Average Age	23.51	24.60	21.36

*** This category was identified by the librarian as the most important area of the collection to keep current.

NVR means that no volumes in this classification were reported.

Collection Assessment Survey Results

Caldwell Parish High

Parish: Caldwell

School Group Category: High School

Classification	Average Age in Years by Classification		
	All Schools	Category	This school
Dewey 000	17.03	18.33	26
Dewey 100	18.57	20.70	NVR
Dewey 200	25.98	24.51	22.65
Dewey 300	22.14	21.68	26.68
Dewey 398	23.79	28.85	NVR
Dewey 400	23.37	26.31	21.19
Dewey 500	24.16	25.83	31.08
Dewey 600	21.79	22.67	27.85
Dewey 700	20.8	23.09	32.12
*** Dewey 800	25.62	26.29	28.54
Dewey 900	25.31	26.57	28.44
Dewey 920	24.57	25.59	NVR
Dewey 921	25.82	25.83	31.27
Fiction	25.75	26.44	27.65
Story Collection	27.42	25.97	NVR
Easy	20.74	23.00	NVR
Reference	20.92	19.79	NVR
Professional	17.45	19.15	NVR
Louisiana	21.98	22.32	NVR
Encyclopedias	9.19	11.60	13.08
Overall Average Age	23.51	24.60	28.54

*** This category was identified by the librarian as the most important area of the collection to keep current.

NVR means that no volumes in this classification were reported.

Collection Assessment Survey Results

Athens High

Parish: Claiborne

School Group Category: High School

Classification	Average Age in Years by Classification		
	All Schools	Category	This school
Dewey 000	17.03	18.33	25.56
Dewey 100	18.57	20.70	33.07
Dewey 200	25.98	24.51	29.19
Dewey 300	22.14	21.68	28.83
Dewey 398	23.79	28.85	NVR
Dewey 400	23.37	26.31	35.9
Dewey 500	24.16	25.83	31.71
Dewey 600	21.79	22.67	26.35
Dewey 700	20.87	23.09	26.14
Dewey 800	25.02	26.29	37.73
Dewey 900	25.31	26.57	31.58
Dewey 920	24.57	25.59	NVR
Dewey 921	25.82	25.83	31.65
*** Fiction	25.75	26.44	25.35
Story Collection	27.42	25.97	NVR
Easy	20.74	23.00	NVR
Reference	20.92	19.79	NVR
Professional	17.45	19.15	NVR
Louisiana	21.98	22.32	NVR
Encyclopedias	9.19	11.60	15
Overall Average Age	23.51	24.60	29.26

*** This category was identified by the librarian as the most important area of the collection to keep current.

NVR means that no volumes in this classification were reported.

Collection Assessment Survey Results

Haynesville High

Parish: Claiborne

School Group Category: High School

Classification	Average Age in Years by Classification		
	All Schools	Category	This school
Dewey 000	17.03	18.33	17.36
Dewey 100	18.57	20.70	29.69
Dewey 200	25.98	24.51	29.85
Dewey 300	22.14	21.68	26.52
Dewey 398	23.79	28.85	NVR
Dewey 400	23.37	26.31	25.29
*** Dewey 500	24.16	25.83	28.37
Dewey 600	21.79	22.67	30.41
Dewey 700	20.87	23.09	31.17
Dewey 800	25.02	26.29	38.02
Dewey 900	25.31	26.57	28.58
Dewey 920	24.57	25.59	NVR
Dewey 921	25.82	25.83	NVR
Fiction	25.75	26.44	29.09
Story Collection	27.42	25.97	NVR
Easy	20.74	23.00	NVR
Reference	20.92	19.79	NVR
Professional	17.45	19.15	NVR
Louisiana	21.98	22.32	NVR
Encyclopedias	9.19	11.60	NVR
Overall Average Age	23.51	24.60	28.68

*** This category was identified by the librarian as the most important area of the collection to keep current.

NVR means that no volumes in this classification were reported.

Collection Assessment Survey Results

Homer High

Parish: Claiborne

School Group Category: High School

Classification	Average Age in Years by Classification		
	All Schools	Category	This school
Dewey 000	17.03	18.33	NVR
Dewey 100	18.57	20.70	21.67
Dewey 200	25.98	24.51	18.62
Dewey 300	22.14	21.68	22.77
Dewey 398	23.79	28.85	NVR
Dewey 400	23.37	26.31	27.7
*** Dewey 500	24.16	25.83	29.62
Dewey 600	21.79	22.67	24.56
Dewey 700	20.87	23.09	26.45
Dewey 800	25.02	26.29	34.16
Dewey 900	25.31	26.57	30.08
Dewey 920	24.57	25.59	NVR
Dewey 921	25.82	25.83	38.21
Fiction	25.75	26.44	29.69
Story Collection	27.42	25.97	NVR
Easy	20.74	23.00	NVR
Reference	20.92	19.79	17.71
Professional	17.45	19.15	NVR
Louisiana	21.98	22.32	NVR
Encyclopedias	9.19	11.60	8
Overall Average Age	23.51	24.60	27.97

*** This category was identified by the librarian as the most important area of the collection to keep current.

NVR means that no volumes in this classification were reported.

Collection Assessment Survey Results

Pineview High

Parish: Claiborne

School Group Category: High School

Classification	Average Age in Years by Classification		
	All Schools	Category	This school
Dewey 000	17.03	18.33	NVR
Dewey 100	18.57	20.70	21.3
Dewey 200	25.98	24.51	26.33
Dewey 300	22.14	21.68	24.65
Dewey 398	23.79	28.85	NVR
Dewey 400	23.37	26.31	31.67
*** Dewey 500	24.16	25.83	28.11
Dewey 600	21.79	22.67	28.75
Dewey 700	20.87	23.09	27.09
Dewey 800	25.02	26.29	28.49
Dewey 900	25.31	26.57	29.64
Dewey 920	24.57	25.59	NVR
Dewey 921	25.82	25.83	29.28
Fiction	25.75	26.44	30.78
Story Collection	27.42	25.97	NVR
Easy	20.74	23.00	24.42
Reference	20.92	19.79	18.82
Professional	17.45	19.15	NVR
Louisiana	21.98	22.32	NVR
Encyclopedias	9.19	11.60	14.86
Overall Average Age	23.51	24.60	27.76

*** This category was identified by the librarian as the most important area of the collection to keep current.

NVR means that no volumes in this classification were reported.

Collection Assessment Survey Results

Summerfield High

Parish: Claiborne

School Group Category: High School

Classification	Average Age in Years by Classification		
	All Schools	Category	This school
Dewey 000	17.03	18.33	18.64
Dewey 100	18.57	20.70	23
Dewey 200	25.98	24.51	21.5
Dewey 300	22.14	21.68	21.49
Dewey 398	23.79	28.85	32.92
Dewey 400	23.37	26.31	24
Dewey 500	24.16	25.83	21.68
Dewey 600	21.79	22.67	20.77
Dewey 700	20.87	23.09	24.5
Dewey 800	25.02	26.29	29.28
Dewey 900	25.31	26.57	35.46
Dewey 920	24.57	25.59	NVR
Dewey 921	25.82	25.83	34.07
Fiction	25.75	26.44	30.24
Story Collection	27.42	25.97	NVR
Easy	20.74	23.00	NVR
*** Reference	20.92	19.79	NVR
Professional	17.45	19.15	NVR
Louisiana	21.98	22.32	NVR
Encyclopedias	9.19	11.60	14.25
Overall Average Age	23.51	24.60	28.15

*** This category was identified by the librarian as the most important area of the collection to keep current.

NVR means that no volumes in this classification were reported.

Collection Assessment Survey Results

Monterey High

Parish: Concordia

School Group Category: High School

Classification	Average Age in Years by Classification		
	All Schools	Category	This school
Dewey 000	17.03	18.33	14.68
Dewey 100	18.57	20.70	19.4
Dewey 200	25.98	24.51	21.88
Dewey 300	22.14	21.68	19.54
Dewey 398	23.79	28.85	NVR
Dewey 400	23.37	26.31	23.31
Dewey 500	24.16	25.83	23.77
Dewey 600	21.79	22.67	22.75
Dewey 700	20.87	23.09	19.51
Dewey 800	25.02	26.29	23.14
*** Dewey 900	25.31	26.57	25.45
Dewey 920	24.57	25.59	NVR
Dewey 921	25.82	25.83	24.26
Fiction	25.75	26.44	20.86
Story Collection	27.42	25.97	NVR
Easy	20.74	23.00	NVR
Reference	20.92	19.79	NVR
Professional	17.45	19.15	NVR
Louisiana	21.98	22.32	NVR
Encyclopedias	9.19	11.60	10.2
Overall Average Age	23.51	24.60	21.81

*** This category was identified by the librarian as the most important area of the collection to keep current.

NVR means that no volumes in this classification were reported.

Collection Assessment Survey Results

North DeSoto High

Parish: DeSoto

School Group Category: High School

Classification	Average Age in Years by Classification		
	All Schools	Category	This school
Dewey 000	17.03	18.33	19.48
Dewey 100	18.57	20.70	NVR
Dewey 200	25.98	24.51	23.93
Dewey 300	22.14	21.68	22.58
Dewey 398	23.79	28.85	NVR
Dewey 400	23.37	26.31	23.43
*** Dewey 500	24.16	25.83	25.79
Dewey 600	21.79	22.67	25.03
Dewey 700	20.87	23.09	24
Dewey 800	25.02	26.29	20.8
Dewey 900	25.31	26.57	23.91
Dewey 920	24.57	25.59	NVR
Dewey 921	25.82	25.83	24.96
Fiction	25.75	26.44	35.91
Story Collection	27.42	25.97	26.55
Easy	20.74	23.00	NVR
Reference	20.92	19.79	19.96
Professional	17.45	19.15	NVR
Louisiana	21.98	22.32	30.8
Encyclopedias	9.19	11.60	12.09
Overall Average Age	23.51	24.60	28.56

*** This category was identified by the librarian as the most important area of the collection to keep current.

NVR means that no volumes in this classification were reported.

Collection Assessment Survey Results

Pine Prairie High

Parish: Evangeline

School Group Category: High School

Classification	Average Age in Years by Classification		
	All Schools	Category	This school
Dewey 000	17.03	18.33	27
Dewey 100	18.57	20.70	NVR
Dewey 200	25.98	24.51	30.71
Dewey 300	22.14	21.68	28.24
Dewey 398	23.79	28.85	35.67
Dewey 400	23.37	26.31	35.12
*** Dewey 500	24.16	25.83	29.82
Dewey 600	21.79	22.67	24.61
Dewey 700	20.87	23.09	25.56
Dewey 800	25.02	26.29	30.93
Dewey 900	25.31	26.57	32.45
Dewey 920	24.57	25.59	28.63
Dewey 921	25.82	25.83	NVR
Fiction	25.75	26.44	29.64
Story Collection	27.42	25.97	NVR
Easy	20.74	23.00	NVR
Reference	20.92	19.79	20.31
Professional	17.45	19.15	23.71
Louisiana	21.98	22.32	22
Encyclopedias	9.19	11.60	5.14
Overall Average Age	23.51	24.60	28.38

*** This category was identified by the librarian as the most important area of the collection to keep current.

NVR means that no volumes in this classification were reported.

Collection Assessment Survey Results

Loreauville Jr. & Sr. High

Parish: Iberia

School Group Category: High School

Classification	Average Age in Years by Classification		
	All Schools	Category	This school
Dewey 000	17.03	18.33	18.07
Dewey 100	18.57	20.70	NVR
Dewey 200	25.98	24.51	29.45
Dewey 300	22.14	21.68	21.79
Dewey 398	23.79	28.85	24.15
Dewey 400	23.37	26.31	25.92
*** Dewey 500	24.16	25.83	27.08
Dewey 600	21.79	22.67	22.46
Dewey 700	20.87	23.09	25.03
Dewey 800	25.02	26.29	28.23
Dewey 900	25.31	26.57	27.44
Dewey 920	24.57	25.59	NVR
Dewey 921	25.82	25.83	26.4
Fiction	25.75	26.44	26.45
Story Collection	27.42	25.97	NVR
Easy	20.74	23.00	NVR
Reference	20.92	19.79	17.53
Professional	17.45	19.15	21.86
Louisiana	21.98	22.32	23.51
Encyclopedias	9.19	11.60	5.5
Overall Average Age	23.51	24.60	24.92

*** This category was identified by the librarian as the most important area of the collection to keep current.

NVR means that no volumes in this classification were reported.

Collection Assessment Survey Results

Lacassine High

Parish: Jefferson Davis

School Group Category: High School

Classification	Average Age in Years by Classification		
	All Schools	Category	This school
Dewey 000	17.03	18.33	NVR
Dewey 100	18.57	20.70	NVR
Dewey 200	25.98	24.51	NVR
Dewey 300	22.14	21.68	NVR
Dewey 398	23.79	28.85	NVR
Dewey 400	23.37	26.31	NVR
*** Dewey 500	24.16	25.83	27.34
Dewey 600	21.79	22.67	25.71
Dewey 700	20.87	23.09	NVR
Dewey 800	25.02	26.29	30.29
Dewey 900	25.31	26.57	27.81
Dewey 920	24.57	25.59	NVR
Dewey 921	25.82	25.83	NVR
Fiction	25.75	26.44	NVR
Story Collection	27.42	25.97	NVR
Easy	20.74	23.00	NVR
Reference	20.92	19.79	NVR
Professional	17.45	19.15	NVR
Louisiana	21.98	22.32	NVR
Encyclopedias	9.19	11.60	4.25
Overall Average Age	23.51	24.60	27.52

*** This category was identified by the librarian as the most important area of the collection to keep current.

NVR means that no volumes in this classification were reported.

Collection Assessment Survey Results

L. B. Landry High

Parish: Orleans

School Group Category: High School

Classification	Average Age in Years by Classification		
	All Schools	Category	This school
Dewey 000	17.03	18.33	19.41
Dewey 100	18.57	20.70	18.1
Dewey 200	25.98	24.51	27.98
Dewey 300	22.14	21.68	24.63
Dewey 398	23.79	28.85	NVR
Dewey 400	23.37	26.31	28.95
Dewey 500	24.16	25.83	27.55
Dewey 600	21.79	22.67	25.9
Dewey 700	20.87	23.09	25.84
Dewey 800	25.02	26.29	27.39
Dewey 900	25.31	26.57	28.34
Dewey 920	24.57	25.59	NVR
Dewey 921	25.82	25.83	29.91
*** Fiction	25.75	26.44	27.5
Story Collection	27.42	25.97	NVR
Easy	20.74	23.00	NVR
Reference	20.92	19.79	18.98
Professional	17.45	19.15	19.29
Louisiana	21.98	22.32	NVR
Encyclopedias	9.19	11.60	11.87
Overall Average Age	23.51	24.60	26.79

*** This category was identified by the librarian as the most important area of the collection to keep current.

NVR means that no volumes in this classification were reported.

Collection Assessment Survey Results

Port Sulphur High

Parish: Plaquemines

School Group Category: High School

Classification	Average Age in Years by Classification		
	All Schools	Category	This school
Dewey 000	17.03	18.33	26.64
Dewey 100	18.57	20.70	NVR
Dewey 200	25.98	24.51	28
Dewey 300	22.14	21.68	25.58
Dewey 398	23.79	28.85	25.94
Dewey 400	23.37	26.31	35.42
Dewey 500	24.16	25.83	29.56
*** Dewey 600	21.79	22.67	27.83
Dewey 700	20.87	23.09	27.36
Dewey 800	25.02	26.29	32.29
Dewey 900	25.31	26.57	30.6
Dewey 920	24.57	25.59	NVR
Dewey 921	25.82	25.83	29.78
Fiction	25.75	26.44	32.84
Story Collection	27.42	25.97	32.66
Easy	20.74	23.00	NVR
Reference	20.92	19.79	26.16
Professional	17.45	19.15	NVR
Louisiana	21.98	22.32	26.12
Encyclopedias	9.19	11.60	9.33
Overall Average Age	23.51	24.60	29.68

*** This category was identified by the librarian as the most important area of the collection to keep current.

NVR means that no volumes in this classification were reported.

Collection Assessment Survey Results

Converse High

Parish: Sabine

School Group Category: High School

Classification	Average Age in Years by Classification		
	All Schools	Category	This school
Dewey 000	17.03	18.33	21.86
Dewey 100	18.57	20.70	36.12
Dewey 200	25.98	24.51	39.33
Dewey 300	22.14	21.68	23.87
Dewey 398	23.79	28.85	NVR
Dewey 400	23.37	26.31	26.2
*** Dewey 500	24.16	25.83	32.14
Dewey 600	21.79	22.67	35.1
Dewey 700	20.87	23.09	36
Dewey 800	25.02	26.29	41.67
Dewey 900	25.31	26.57	35.73
Dewey 920	24.57	25.59	NVR
Dewey 921	25.82	25.83	27.11
Fiction	25.75	26.44	21.63
Story Collection	27.42	25.97	NVR
Easy	20.74	23.00	NVR
Reference	20.92	19.79	NVR
Professional	17.45	19.15	NVR
Louisiana	21.98	22.32	38.64
Encyclopedias	9.19	11.60	NVR
Overall Average Age	23.51	24.60	26.13

*** This category was identified by the librarian as the most important area of the collection to keep current.

NVR means that no volumes in this classification were reported.

Collection Assessment Survey Results

Hahnville High

Parish: St. Charles

School Group Category: High School

Classification	Average Age in Years by Classification		
	All Schools	Category	This school
Dewey 000	17.03	18.33	16.48
Dewey 100	18.57	20.70	NVR
Dewey 200	25.98	24.51	18.39
Dewey 300	22.14	21.68	17.02
Dewey 398	23.79	28.85	NVR
Dewey 400	23.37	26.31	20.87
*** Dewey 500	24.16	25.83	23.54
Dewey 600	21.79	22.67	17.57
Dewey 700	20.87	23.09	19.71
Dewey 800	25.02	26.29	17.11
Dewey 900	25.31	26.57	21.97
Dewey 920	24.57	25.59	NVR
Dewey 921	25.82	25.83	21.82
Fiction	25.75	26.44	20.16
Story Collection	27.42	25.97	NVR
Easy	20.74	23.00	NVR
Reference	20.92	19.79	12.18
Professional	17.45	19.15	15.97
Louisiana	21.98	22.32	NVR
Encyclopedias	9.19	11.60	6.63
Overall Average Age	23.51	24.60	19.10

*** This category was identified by the librarian as the most important area of the collection to keep current.

NVR means that no volumes in this classification were reported.

Collection Assessment Survey Results

Opelousas High

Parish: St. Landry

School Group Category: High School

Classification	Average Age in Years by Classification		
	All Schools	Category	This school
Dewey 000	17.03	18.33	23.71
Dewey 100	18.57	20.70	NVR
Dewey 200	25.98	24.51	24.17
Dewey 300	22.14	21.68	24.44
Dewey 398	23.79	28.85	NVR
Dewey 400	23.37	26.31	26.06
Dewey 500	24.16	25.83	28.75
Dewey 600	21.79	22.67	23.19
Dewey 700	20.87	23.09	27.28
*** Dewey 800	25.02	26.29	31.12
Dewey 900	25.31	26.57	30.96
Dewey 920	24.57	25.59	NVR
Dewey 921	25.82	25.83	26.22
Fiction	25.75	26.44	25.22
Story Collection	27.42	25.97	30.84
Easy	20.74	23.00	NVR
Reference	20.92	19.79	22.26
Professional	17.45	19.15	NVR
Louisiana	21.98	22.32	33.47
Encyclopedias	9.19	11.60	13.58
Overall Average Age	23.51	24.60	26.59

*** This category was identified by the librarian as the most important area of the collection to keep current.

NVR means that no volumes in this classification were reported.

SELECTED BIBLIOGRAPHY
ON COLLECTION ASSESSMENT

- Bell, Geraldine Watts. "Systemwide Collection Assessment Survey." In School Library Media Annual, ed. by Jane Bandy Smith and J. Gordon Coleman, Jr., vol. 10, Englewood, CO: Libraries Unlimited, 1992, pp. 135-147.
- Bertland, Linda H. "Circulation Analysis as a Tool for Collection Development." School Library Media Quarterly 19 (Winter 1991): 90-97.
- Callison, Daniel. "Current Research." (ed. by Michael B. Eisenberg). School Library Media Quarterly 19 (Winter 1991): 117-121. (A Review of the Research Related to School Library Media Collection: Part II)
- Craver, Kathleen W. "Qualitative Collection Evaluation." Book Report 4 (May/June 1985): 24-25.
- Doll, Carol A. and Barron, Pamela Petrick. Collection Analysis for the School Library Media Center: A Practical Approach. Chicago: American Library Association, 1991.
- Gerhardt, Lillian N. "Average Book Prices'93." School Library Journal. (Annual editorial, usually published in March)
- Hall, Blaine H. Collection Assessment Manual for College and University Libraries. Phoenix, AZ: Oryx, 1985.
- Lancaster, F.W. If You Want to Evaluate Your Library... Champaign, IL: University of Illinois Graduate School of Library and Information Science, 1988.
- Lockett, Barbara, ed. Guide to the Evaluation of Library Collections. Chicago: American Library Association. Subcommittee on Guidelines for Collection Development Collection Management and Development Committee Resources Section, Resources and Technical Services Division. 1989.
- Loertscher, David V. Taxonomies of the School Library Media Program. Englewood, CO: Libraries Unlimited, 1988. (Recency Analysis pp. 102, 109-111)
- Loertscher, David V., ed. Measures of Excellence for School Library Media Centers. Englewood, CO: Libraries Unlimited, 1988. (Collection Mapping chapters, pp. 9-51.)
- Magrill, Rose Mary. "Evaluation by Type of Library." Library Trends 33 (Winter 1985): 267-295.
- Mancall, Jacqueline C. "Current Research." (ed. by Shirley L. Aaron). School Library Media Quarterly 10 (Winter 1982): 185-189. (Measurement and Evaluation of the Collection)
- Roy, Loriene. "Collection Evaluation as Research." Journal of Youth Services in Libraries 5 (Spring 1992): 297-300.
- Van Orden, Phyllis J. The Collection Program in Schools: Concepts, Practices, & Information Sources. Englewood, CO: Libraries Unlimited, 1988. (Ch. 17 Evaluating the Collection pp. 253-271.)