

DOCUMENT RESUME

ED 382 073

HE 028 260

TITLE The Universities Grants Commission, Manitoba. Annual Report 1992-93.

INSTITUTION Manitoba Universities Grants Commission, Winnipeg.

PUB DATE [94]

NOTE 89p.

PUB TYPE Reports - Descriptive (141) -- Statistical Data (110)

EDRS PRICE MF01/PC04 Plus Postage.

DESCRIPTORS Capital Outlay (for Fixed Assets); *College Programs; Degrees (Academic); *Educational Finance; Educational Trends; Enrollment; Financial Support; Foreign Countries; Higher Education; *Planning Commissions; Program Descriptions; State Aid; State Programs; *State Universities

IDENTIFIERS *Manitoba; *Manitoba Universities Grants Commission

ABSTRACT

This report describes the activities of the Manitoba Universities Grants Commission, which was established in 1967 to advise the provincial minister of education on the amount of financial assistance which should be provided to Manitoba universities by the government. The commission is also responsible for allocating these funds to the universities. The report: (1) lists the members and staff of the commission; (2) outlines the new university programs reviewed and approved by the commission; (3) describes the Inter-Universities North (IUN) joint venture to provide courses and degree programs to students in northern Manitoba; (4) describes enrollment trends at Manitoba universities from 1967 to 1993; (5) lists the number of degrees awarded by Manitoba universities since 1967; (6) examines the budget process for 1992-93 university allocations; (7) describes faculty and staff trends; and (8) outlines capital projects. Seven appendixes provide statistical information on university academic programs, the IUN program, student enrollment, degrees granted, operating and capital grant expenditures for 1992-93, allocation of operating and capital grants for 1993-94, and audited balance sheets. (MDM)

 * Reproductions supplied by EDRS are the best that can be made *
 * from the original document. *

HE

ED 382 073



Annual Report 1992-93

The Universities Grants Commission

HE 028 260

PERMISSION TO REPRODUCE THIS
MATERIAL HAS BEEN GRANTED BY

Manitoba Dept of
Education

TO THE EDUCATIONAL RESOURCES
INFORMATION CENTER (ERIC)

U.S. DEPARTMENT OF EDUCATION
Office of Educational Research and Improvement
EDUCATIONAL RESOURCES INFORMATION
CENTER (ERIC)

- This document has been reproduced as received from the person or organization originating it
- Minor changes have been made to improve reproduction quality

• Points of view or opinions stated in this document do not necessarily represent official OERI position or policy



Includes 20% post-consumer waste

Manitoba 

**Annual Report
1992-93**

**The Universities
Grants Commission**

For the period ending March 31, 1993



Includes 10% post-consumer waste



UNIVERSITIES GRANTS COMMISSION

The Honourable Clayton Manness
Minister of Education and Training
Room 168
Legislative Building
Winnipeg, Manitoba
R3C 0V8

Dear Mr. Manness:

I have the honour to submit herewith the annual report of the Universities Grants Commission for the year ended March 31, 1993. It is based on the inquiries, consultations and studies undertaken by the Commission during the year and sets forth the operations of the Commission for the fiscal year. An audited balance sheet and an audited statement of the Commission's operating revenues and expenditures are appended.

Respectfully submitted,

A handwritten signature in black ink, appearing to read 'Lou Melosky', is written above the printed name.

Lou Melosky
Chairman

Suite 1550-155 Carlton Street, Winnipeg, Manitoba R3C 3H8

Telephone: (204) 945-1833 FAX: (204) 945-1841

TABLE OF CONTENTS

		<u>Page</u>
	Letter of Transmittal	1
	Table of Contents	3
Chapter I	Members of the Universities Grants Commission	5
	Staff of the Universities Grants Commission	5
Chapter II	Programs	6-7
Chapter III	Inter-Universities North	8-10
Chapter IV	Enrolment	11-20
Chapter V	Graduates	21
Chapter VI	Finance	22-26
Chapter VII	Institutional Staff	27
Chapter VIII	Capital Projects	28-29

APPENDICES

	Index	32
Appendix "A"	Academic Programs by Institution, Institutes, Research Units and Other Academic Administrative Units, 1992-93	33-39
Appendix "B"	Inter-Universities North Program, 1992-93	41-45
Appendix "C"	Enrolment Statistics	47-62
Appendix "D"	Statistics on Degrees Granted	63-65
Appendix "E"	Operating and Capital Grant Expenditures for Fiscal Year 1992-93	67-70
Appendix "F"	Allocation of Operating and Capital Grants for Fiscal Year 1993-94	71-74
Appendix "G"	Audited Balance Sheet and Audited Statement of Operating Revenues and Expenditures of the Universities Grants Commission as at March 31, 1993	75-83

CHAPTER I

THE UNIVERSITIES GRANTS COMMISSION

The Universities Grants Commission was established by an Act of the Legislature passed in 1967 and is composed of nine members appointed by the Lieutenant-Governor-in-Council.

The Commission advises the Minister on the amount of financial assistance, operating and capital, which should be provided to the universities by the government. The Commission then is responsible for allocating the funds received from the government to the universities.

The Commission must review and provide written approval for any new or expanded service, facility or program of studies involving moneys at the disposal of the Commission before it may be undertaken and implemented by a university.

The Commission studies the need for post-secondary university education in the province in terms of kind, quality and quantity, and the capacity of the universities to provide it. The Commission must also ensure that post-secondary university education is available to the citizens of Manitoba without waste or unnecessary duplication.

MEMBERS OF THE UNIVERSITIES GRANTS COMMISSION

Dr.	Louis Melosky	-	Chairman
Mr.	Raymond Lafond	-	Vice-Chairman
Mr.	Gordon Horne	-	Winnipeg
Ms	Audrey Vandewater	-	Winnipeg
Ms	Sybil Dressler	-	Brandon (to September 16, 1992)
Ms	Bonnie Coombs	-	Brandon (as at September 16, 1992)
Mr.	Lorne Jordan	-	Portage la Prairie
Ms	Linda MacNair	-	Graysville
Mr.	Robert Hanson	-	Winnipeg
Mr.	Gene Kinaschuk	-	Winnipeg

STAFF OF THE UNIVERSITIES GRANTS COMMISSION

<u>Executive Director</u>	-	Dr. Léo LeTourneau (Seconded to University Education Review Commission)
	-	Dr. Robert Z. Goluch (Seconded from P.A.C.E.)
<u>Commission Secretary</u>	-	R. Waverley Simpson, F.C.I.S., P.Adm.
<u>Financial Officer</u>	-	Laurent Bisson, CMA
<u>Secretarial and Clerical</u>	-	Joyce Bird
	-	Sandra Dangerfield

CHAPTER II

PROGRAMS

A responsibility of the Commission is to ensure that the development of new programs occurs in a way which avoids unnecessary duplication and is supportable within the limits of the financial resources available.

Section 16 (1) of the Universities Grants Commission Act stipulates that: "Before a university or college

- (a) establishes, offers, provides, or creates, any new service, or program of studies; or
- (b) extends or expands any service, facility, or program of studies; involving monies at the disposal of the commission, it shall obtain the approval of the commission in writing to do so."

In Appendix "A" there is a listing of the areas of studies at the universities and colleges in Manitoba. Information regarding activities carried on in the various disciplines is to be found in the annual reports issued by the institutions.

Program Advisory Committee

For 1992-93 the Program Advisory Committee consisted of the following Commission members:

- Mr. Raymond Lafond - Chairman
- Mr. Gene Kinaschuk
- Ms. Sybil Dressler (to September 16, 1992)
- Mr. Robert Hanson (February 4, 1993)

During the year under review, the Commission received the following Statements of Intent:

University of Manitoba

- (a) Bachelor of Music Therapy.
- (b) Master of Recreation Studies.

The Commission authorized the University of Manitoba to proceed with the development of a formal proposal for the Bachelor of Music Therapy program. The Commission deferred consideration of the Master of Recreation Studies program pending receipt of additional information.

University of Winnipeg

- (a) Bachelor of Nursing - Cooperative Program with Red River Community College.

The Commission deferred consideration of this program pending the development of a policy statement by the Department of Health on the training of nursing personnel at the Bachelor's level.

Brandon University

- (a) Bachelor of Science - Environmental Science.
- (b) Bachelor of Nursing - Collaborative Bachelor of Nursing Program with Brandon General Hospital and Grace General Hospital.
- (c) Bachelor of Arts - Minor in Art History.
- (d) Bachelor of Arts - Minor Aboriginal Art.

The Commission authorized Brandon University to proceed with the development of formal proposals for the Bachelor of Science - Environmental Science, the Bachelor of Art - Minor in Art History, and the Bachelor of Arts - Minor Aboriginal Art. The Commission deferred consideration of the Collaborative Bachelor of Nursing Program with Brandon General

Hospital and Grace General Hospital pending the development of a policy statement by the Department of Health on the training of nursing personnel at the Bachelor's level.

Collège universitaire de Saint Boniface

- (a) Bachelor of Business Administration.
- (b) Bachelor of Arts (4 Year) - Majors in French, Psychology, and History.

The Commission authorized the Collège universitaire de Saint Boniface to proceed with the development of a formal proposal for the Bachelor of Business Administration program. The Commission deferred consideration of the Bachelor of Arts, (4 Year) - Majors in French, Psychology, and History programs pending receipt of additional information.

Programs Approved

The Commission approved the following programs prior to year end, and unless otherwise indicated all programs were approved subject to the condition that any and all funding required be provided by the universities from within existing resources.

University of Manitoba

- (a) Ph.D. in Religion

Since its establishment in 1968, the

Department of Religion has expanded its undergraduate programs by offering graduate courses in a Joint M.A. Program with the University of Winnipeg. Since 1976 forty students (the vast majority from the University of Manitoba) have completed their M.A.'s and over half of them have proceeded to Ph.D. studies, mostly elsewhere although a few have done so as Interdisciplinary Ph.D. students with Religion as the major subject. Their success has been proof of the quality of instruction and programs at the B.A. and M.A. levels.

Ph.D. studies will initially be concentrated on the three areas of the New Testament and Christian Origins, Modern Christianity: the Reformation to the Present, and Hinduism: Classical and Modern, and will continue the non-denominational, cross-cultural and social-scientific study of religion as contrasted with the traditional approaches studied in a denominational/confessional context.

This is the first program leading to the Ph.D. in Religion west of Toronto, although several institutions to the west are in various stages of developing additional programs. It is hoped and expected that their specializations will complement rather than duplicate the areas to be emphasized here.

BEST COPY AVAILABLE

CHAPTER III

INTER-UNIVERSITIES NORTH

Background

Inter-Universities North (IUN) is a joint venture of Manitoba's three universities and the Universities Grants Commission to deliver university degree credit courses and related student support services in communities north of the 53rd parallel. IUN has been delivering these services with direct grant support from the Universities Grants Commission and funds from tuition fee revenues since 1971/72.

A key feature of the IUN consortium is that each university will accept for credit towards its own programs, courses offered through IUN by the other universities. Students who register through IUN can transfer courses, credits and grades freely among the universities, and the courses satisfy the residency requirements for degrees at all three Manitoba universities.

IUN offers courses primarily in the Arts, Social Sciences, and Education. Some Science courses have been delivered, but they have been constrained by a shortage of suitable laboratory facilities in the north. Non-clinical courses in Nursing and Social Work have been supported, along with Graduate Diploma and Masters courses in Education. Delivery of preparatory and Business Administration courses has increased recently in response to strong demand.

IUN also supports University of Manitoba's Northern Bachelor of Nursing program in The Pas, its Bachelor of Social Work program in Thompson, and the northern centres for University of Manitoba's teleconference program. As well, IUN delivers Brandon University courses leading towards the Master of Education degree, and is a partner with Brandon University, the Swampy Cree Tribal Council, and Keewatin Community College in the Northern Business Management Training Program delivered in the Swampy Cree Tribal

Council region.

Total enrolments in IUN programs have grown sharply since the 1989/90 academic year, with 1,297 course registrations in 1992/93, compared to 448 in 1989/90.

Structure and Operation of IUN

Several changes to IUN's administrative structure occurred during 1992/93. The Senior University Officer (SUO) and Director of IUN were re-appointed to a new five year term with the revised unitary title of Executive Director. The Committee of Presidents of Universities in Manitoba (COPUM), which formerly oversaw all IUN activities, also delegated responsibility for non-personnel and non-budgetary matters to a new Committee of Vice-Presidents, Academic and Research (CV-PAR).

The ongoing IUN Program Executive Committee (IUNPEC), with one representative from each university, continues to be responsible for reviewing and forwarding recommendations to CV-PAR on IUN's annual academic program plan, and for the preliminary review of annual budgets, policies, and administrative procedures proposed by IUN. Within their respective institutions the IUNPEC members are responsible for liaison with academic faculties and departments to identify and hire instructors, and facilitate course delivery.

The Executive Director is responsible for the quality of courses and programs delivered in the north, needs assessment, promotion, recruitment, student support services, and day to day operations. Other staff in the central office in Thompson include two Program Coordinators, an Administrative Secretary, a Student Records Clerk and two general clerical positions. Recruitment is under way for a Student Advisor and a Program Assistant.

There is a full-time First Year by Distance

Education (FYDE) Coordinator in each of the five FYDE centres, and a volunteer Community Representative in 28 other communities where IUN advertises its courses. These volunteers assist with needs assessment, program promotion, and administrative support for course delivery.

On-Site Program

Credit courses are offered through IUN in northern communities in response to identified needs, subject to budget limitations. The courses are taught by instructors hired by the responsible academic department of the university sponsoring the course. IUN reimburses the university for the instructor's salary and benefits, and covers all travel, accommodation and course delivery expenses so there is no direct financial cost to the sponsoring institution.

Until 1985/86 all courses were taught in a traditional "face-to-face" manner, with instructors travelling to a northern community (often from the south) on a weekly or bi-weekly basis. The costs associated with this delivery strategy meant that large classes were required. More recently, audio teleconference (distance education) courses have enabled IUN to offer courses economically to smaller groups of students in more communities.

IUN now offers courses on a part-time basis in the following 28 communities; Chemamawin, Churchill, Cranberry Portage, Cross Lake, Flin Flon, Garden Hill, Gillam, God's Lake Narrows, God's River, Grand Rapids, Leaf Rapids, Lynn Lake, Moose Lake, Nelson House, Norway House, Oxford House, Pukatawagan, Red Sucker Lake, Snow Lake, South Indian Lake, Split Lake, St. Theresa Point, Sundance, The Pas, Thompson, Wabowden, Wassagomach, and York Landing.

In 1992/93 an agreement was reached between IUN, Keewatin Tribal Council and God's Lake Narrows First Nation on financing for the delivery, through IUN, of a full-time, community based university program in God's Lake Narrows First Nation. Course delivery began in February

1993, for a cohort of 25 full-time students. Similar proposals have been advanced recently by other First Nations. IUN expects to be asked to offer full-time, community based programs in other northern communities in the near future (eg, Norway House, Nelson House, Split Lake).

During 1992/93, 71 courses were delivered in 17 communities through IUN's On-Site Program, for a total of 1,297 course registrations, an increase of 19% over 1991/92. There was a continuing increase in enrolments in First Nations communities, and in the number of audio teleconference courses, both of which factors contributed to the enrolment increase.

The Universities Grants Commission provided an operating grant of \$532,000 to IUN's On-Site Program in 1992/93.

FYDE Program (Pilot Project)

In 1992/93, IUN successfully completed the third and final year of the First Year by Distance Education (FYDE) Pilot Project, which was designed to evaluate the impact of offering a full-time first year university program in Arts and Science by distance education to rural and northern centres.

The FYDE Program is a cooperative initiative involving government, the three universities, five local school jurisdictions, community representatives and IUN. The Distance Education and Technology Branch of Manitoba Education and Training (DETB) provides video production, audio teleconferencing and satellite support services, equipment and technical support, and staff and instructor training. The Universities Grants Commission provides funding; the universities provide instructors, and course design, development and production services; and school divisions provide classroom, office and lab facilities. Community Advisory Committees provide feedback on ongoing program operations and on the impact of the program in the communities. IUN is responsible for project administration.

FYDE courses are equivalent to their on-

campus counterparts, but use a multi-media instructional approach. Courses have major print components to guide student learning activities, and are delivered during a three hour block each week when students are in attendance at the FYDE centres. Instructors interact with students by audio teleconference and live satellite television. Most courses use audio and video materials and computer exercises as well.

Course delivery was initiated in September 1990 in Dauphin, Flin Flon, Russell, The Pas and Thompson, with ten courses being offered including Biology, Calculus, Chemistry, Computer Science, Economics, English Literature, History, Philosophy, Psychology and Sociology.

An external evaluation of the FYDE Pilot Project was initiated in early 1992, in parallel with the ongoing internal evaluation of student response to the Program. The final Report of the external evaluator was very positive and recommended that the FYDE Program be established as an ongoing program under the administration of IUN. A decision on future support by Universities Grants Commission for the FYDE Program should be taken at the earliest opportunity.

During 1992/93, IUN offered the equivalent of 10 full courses in the five FYDE locations, with a total of 515 course registrations, an increase of 10% over 1991/92.

The Universities Grants Commission

provided an operating grant of \$452,500 to the FYDE Program in 1992/93. Distance Education and Technology Branch of Manitoba Education and Training provided a further \$110,000 of in-kind operational support, resulting in total government support to the program of \$562,500.

Future Developments

Based on IUN's long-term enrolment pattern, the strong enrolment growth in recent years, and the very positive response to recent new initiatives, it is clear that there is a significant, growing demand for university education services in the north. One of the barriers to participation for many northerners, however, is their incomplete educational background.

IUN, Keewatin Tribal Council and several northern First Nation Communities are discussing plans for an integrated adult education program to provide increased access to Literacy, Adult Upgrading and College and University Preparatory courses. The general plan is to develop and deliver community-based adult education programs that allow entry at many different levels and assist mature entry students to complete personal development and academic preparation programs, including accredited high school equivalency and college and university entrance programs, in their home communities. It is expected that Keewatin Community College, Frontier School Division and various business and industry partners will become involved in the project as well.

CHAPTER IV

ENROLMENT

Full-Time Enrolment

(a) General

Full-time enrolment at universities and colleges in Manitoba which had, as in most provinces in Canada, displayed a static tendency through the first half of the seventies began a steady decline in the last half of the decade. It had been projected that this decline could continue through the eighties and possibly into the nineties. However universities in Manitoba experienced a substantial increase in enrolment between 1980-81 and 1983-84. Following the high number of full-time students achieved in 1983-84 (20,226) full-time enrolment declined for the next four years before beginning a slow but steady increase. Based upon the latest school enrolment forecasts and the current employment patterns, it would appear that the demand for post-secondary education will continue to be high.

On December 1, 1992 the Manitoba universities' full-time enrolment stood at 19,873, an increase of 0.17% over December 1st, 1991.

Year	Full-Time Enrolment	Increase(Decrease) Over Previous Year
1967-68	13,353	9.51%
1970-71	16,745	1.88%
1975-76	18,080	3.72%
1980-81	15,760	1.14%
1985-86	19,531	(3.36%)
1988-89	18,881	0.09%
1989-90	18,960	0.42%
1990-91	19,225	1.40%
1991-92	19,840	3.20%
1992-93	19,873	0.17%

(b) Full-Time Undergraduate Enrolments by Faculty

Table I in Appendix "C" shows several recent years' enrolments for the Manitoba universities and Collège universitaire de Saint-Boniface. The following table lists the largest full-time undergraduate enrolments by faculty for the last two years.

Faculty	1991 Undergraduate Enrolment	Percent of Total Undergraduate Enrolment	1992 Undergraduate Enrolment	Percent of Total Undergraduate Enrolment
Arts	6,493	36.7	6,195	35.1
Science	3,172	17.9	3,384	19.2
Education	2,479	14.0	2,445	13.8
Engineering	1,162	6.6	1,190	6.7

(c) **Graduate Enrolment**

Graduate full-time enrolment grew rapidly during the sixties from 249 students in 1960-61 to 1,304 students in 1969-70. During the late seventies, the graduate full-time enrolment stabilized at around the 1,550 figure. At the start of the eighties, the number of full-time students taking graduate studies began to rise. The number of students taking graduate studies has fluctuated from year to year, similar to the fluctuation seen in the total full-time student numbers. However, since 1980, the total number of full-time graduate students has remained relatively constant at approximately 10% of the total number of full-time students enrolled per year.

Year	Total Full-Time Enrolment	Graduate Full-Time Enrolment	Graduate Full-Time Enrolment as a % of Total Full-Time Enrolment
1967-68	13,353	806	6.0%
1970-71	16,765	1,303	7.7%
1975-76	18,080	1,490	8.2%
1980-81	15,760	1,569	10.0%
1985-86	19,531	1,996	10.2%
1988-89	18,881	1,849	9.8%
1989-90	18,960	1,941	10.2%
1990-91	19,225	1,993	10.4%
1991-92	19,840	2,076	10.5%
1992-93	19,873	2,218	11.2%

Appendix "C", Table II details the full-time graduate enrolments by faculty and degree level sought for the last five years.

Part-Time Enrolment

(a) **General**

Students taking less than 80% of a prescribed course-load are defined as part-time students. Courses are available in the day and evening during the regular winter session (September - April) and the spring session (May - July). Generally day courses only are offered in summer session (July - August).

Year	Total Regular Session: Part-Time Enrolment	Summer Session	Total	Percent Increase (Decrease)
1967-68	4,056	4,660	8,716	-
1970-71	8,387	9,008	17,395	-
1975-76	10,439	7,528	17,967	-
1980-81	11,242	9,106	20,348	-
1985-86	13,834	12,503	26,337	1.11
1988-89	14,669	11,326	25,995	1.55
1989-90	15,486	11,564	27,050	4.06
1990-91	16,155	11,931	28,086	3.83
1991-92	16,567	12,608	29,175	3.88
1992-93	16,861	12,493	29,354	0.61

An extremely rapid increase in part-time enrolment occurred between 1967-68 and 1970-71 when enrolment almost doubled. Part-time enrolment fluctuated between 1970-71 and 1980-81, increasing one year and decreasing the next. While there has been some fluctuation in the past, part-time enrolment in both the Regular Session and Summer Session has increased steadily since 1987-88.

Table III of Appendix "C" provides a summary of the part-time regular session enrolments by faculty for the last five years. The Faculties of Arts (8,553 or 50.7%), Education (2,225 or 13.2%) and Science (2,115 or 12.5%) dominate the part-time enrolment figures in 1992-93.

(b) **Full-Time Equivalents**

Statistics Canada has developed a system for converting part-time students into full-time equivalents by dividing the part-time student by 3.5. This formula has been gaining acceptance throughout the country and the Universities Grants Commission has adopted the Statistics Canada system which will make our enrolment figures comparable with the rest of the country.

The full-time equivalent enrolment figures are now used by the Universities Grants Commission strictly as a statistical tool.

The following table contains the Full-Time Equivalent Enrolment figures using the Statistics Canada formula.

Year	Full-Time Enrolment	Part-Time Enrolment ($\div 3.5$)	Full-Time Equivalent Enrolment	Percent Increase (Decrease)
1967-68	13,353	2,490	15,843	-
1970-71	16,765	4,970	21,735	-
1975-76	18,080	5,133	23,213	-
1980-81	15,760	5,814	21,574	-
1985-86	19,531	7,525	27,056	(2.16)
1988-89	18,881	7,427	26,308	0.50
1989-90	18,960	7,729	26,689	1.45
1990-91	19,225	8,025	27,250	2.10
1991-92	19,840	8,336	28,176	3.40
1992-93	19,873	8,387	28,260	0.30

Geographic Origins of Students

(a) **General**

No agreement exists on the definition of the "geographic origin" of a student either among the provinces or among the institutions. Various groups take the province or country of matriculation as the determining factor of "origin" while others refer to the province or country of birth or the province or country of domicile in that particular year as the origin of the student. This lack of agreement complicates any attempt to study student mobility from province to province or student mobility from other countries into Canada. Nonetheless, attempts are made to report on the origins of students and the following table summarizes the information collected.

The following summary shows that the number of full-time students who were classified as international students, or who stated their home province was not Manitoba, has declined steadily since 1985-86 with the exception of 1989-90 when it increased slightly.

Summary of Non-Manitoba Full-Time Student Enrolment					
Year	Full-Time Enrolment	Canada	International	Non-Manitoba Total	Percentage Non-Manitoba
1970-71	16,765	1,449	1,422	2,871	17.12
1975-76	18,080	1,390	2,042	3,432	18.98
1980-81	15,760	1,236	1,612	2,848	18.07
1985-86	19,531	1,515	2,803	4,318	22.11
1988-89	18,881	1,460	2,017	3,477	18.42
1989-90	18,960	1,542	2,071	3,613	19.06
1990-91	19,225	1,484	2,090	3,574	18.59
1991-92	19,840	1,581	2,288	3,869	19.50
1992-93	19,873	1,596	2,345	3,941	19.83

(b) **Non-Manitoba Canadian Enrolment**

The following summary indicates the distribution of students from other provinces enrolled in Manitoba institutions.

Full-Time Enrolment from Other Provinces Studying in Manitoba Universities						
Province	1987-88	1988-89	1989-90	1990-91	1991-92	1992-93
British Columbia	147	137	130	121	130	159
Alberta	182	185	181	182	203	219
Saskatchewan	325	331	337	340	347	379
Ontario	594	671	733	728	764	704
Quebec	61	44	55	51	59	51
New Brunswick	15	13	13	17	20	16
P.E.I.	5	4	5	2	3	1
Nova Scotia	27	23	25	20	25	34
Newfoundland	8	10	8	7	7	8
N.W.T. & Yukon	8	15	18	11	18	19
Unknown	20	27	37	5	5	6
Total	1,392	1,460	1,542	1,484	1,581	1,596

For 1992-93, the Faculties of Graduate Studies (301 or 18.9%), Education (214 or 13.4%), Arts (361 or 22.6%) and Science (140 or 8.8%) were the most popular for non-Manitoba Canadian Students. This excludes the University of Winnipeg figures. Table VIII, in Appendix "C" provides the details.

(c) **International Enrolment**

All students who are in Canada on a visa or who are classified as being permanent residents are considered as international students in this report.

The numbers of international students in Manitoba universities rose from 738 in 1965-66 to a high of 2,964 in 1984-85, and have since declined substantially. The table below shows the numbers and origins of these students for the last four years.

Full-Time International Students Studying in Manitoba Universities								
Country	1989-90	% of Total	1990-91	% of Total	1991-92	% of Total	1992-93	% of Total
United States	130	6.28	133	6.36	139	6.08	107	4.56
Caribbean, Central & South America	121	5.84	119	5.69	112	4.90	114	4.86
United Kingdom & Eire	89	4.30	100	4.78	94	4.11	93	3.97
Other Europe	226	10.91	206	9.86	193	8.44	201	8.57
Africa	193	9.32	177	8.47	192	8.39	202	8.61
Hong Kong	616	29.74	623	29.81	716	31.29	747	31.86
Other Asia	595	28.73	598	28.61	713	31.16	776	33.09
Middle East	35	1.69	41	1.96	56	2.45	70	2.99
Oceania	9	0.43	11	0.53	14	0.61	10	0.43
Unknown	57	2.75	82	3.92	59	2.58	25	1.07
Total	2,071		2,090		2,288		2,345	

Table X in Appendix "C" shows that in 1992-93 the faculties of Graduate Studies (695 or 29.6%), Engineering (171 or 7.3%), Science (336 or 14.3%), Arts (298 or 12.7%), and Management (78 or 3.3%) had the highest enrolments of international students (excluding the University of Winnipeg figures).

The following table shows that 29.6% of the international students are enrolled in Graduate Studies, whereas only 11.2% of all full-time students are enrolled in graduate programs.

Summary of Full-Time International Students				
Year	Graduate	Undergraduate	Total	% Graduate Students
1967-68	308	663	971	31.72
1970-71	442	980	1,422	31.08
1975-76	443	1,599	2,042	21.69
1980-81	396	1,216	1,612	24.57
1985-86	496	2,307	2,803	17.70
1987-88	490	1,698	2,188	22.39
1988-89	500	1,517	2,017	24.79
1989-90	575	1,496	2,071	27.76
1990-91	589	1,501	2,090	28.18
1991-92	675	1,613	2,288	29.50
1992-93	695	1,650	2,345	29.64

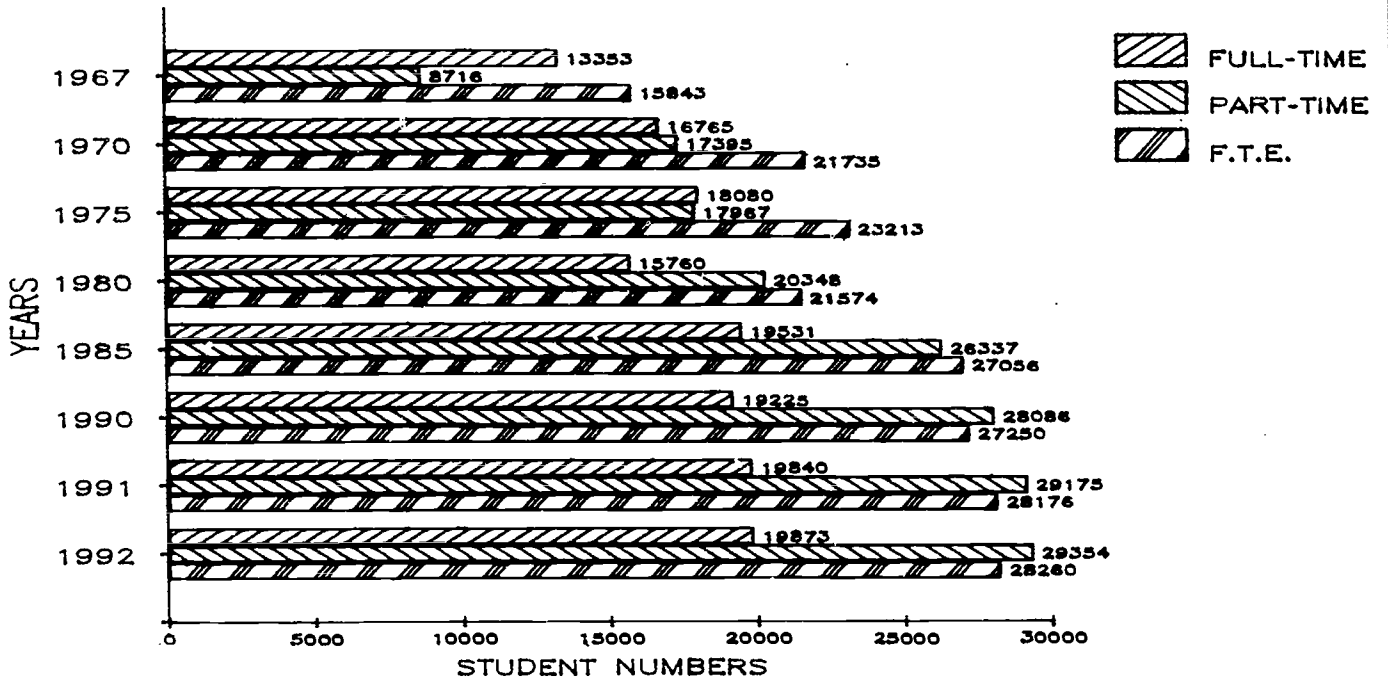
(d) **Visa Student Enrolment**

The following information provides statistical data on one component of the international enrolment figures, the Visa Student. Effective in the 1993 fiscal year all provinces in Canada will be charging a differential fee to Visa Students; whereas, Permanent Residents receive the same benefits and treatment as Canadian citizens and are not charged a differential fee. Visa students are shown separately to assist the reader in tracking their increase/decrease in numbers over the past few years.

Full-Time Visa Students Studying in Manitoba Universities								
Country	1989-90	% of Total	1990-91	% of Total	1991-92	% of Total	1992-93	% of Total
United States	18	1.27	33	2.47	35	2.41	17	1.15
Caribbean, Central & South America	65	4.60	53	3.97	51	3.51	45	3.05
United Kingdom & Eire	13	0.92	12	0.90	12	0.83	10	0.68
Other Europe	63	4.46	61	4.57	53	3.65	62	4.20
Africa	145	10.26	119	8.91	126	8.68	138	9.35
Hong Kong	550	38.92	554	41.47	649	44.73	656	44.44
Other Asia	493	34.89	441	33.01	465	32.05	503	34.08
Middle East	14	0.99	20	1.50	20	1.38	26	1.76
Oceania	7	0.50	8	0.60	9	0.62	7	0.47
Unknown	45	3.18	35	2.62	31	2.14	12	0.81
Total	1,413		1,336		1,451		1,476	

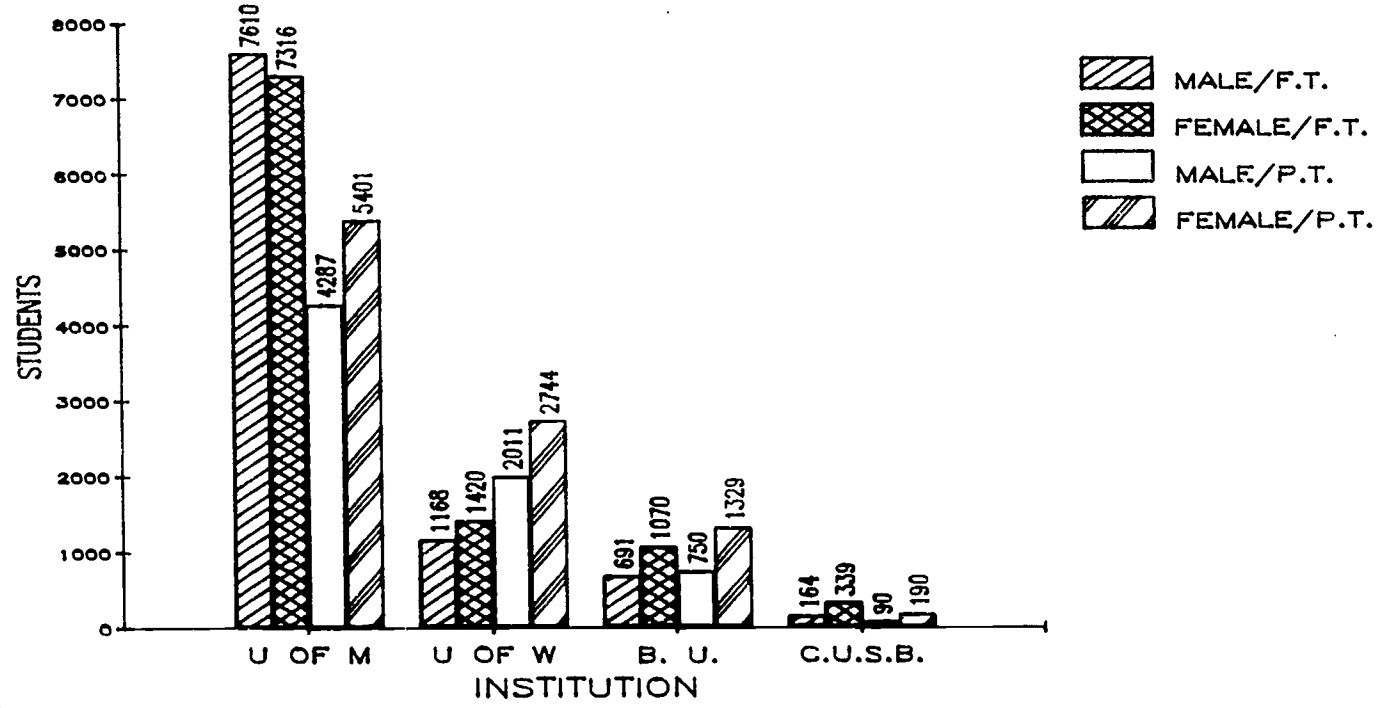
Table XII in Appendix "C" shows that in 1992-93, the Faculties of Graduate Studies (429 or 29.1%), Engineering (61 or 4.1%), Science (234 or 15.9%), Arts (212 or 14.4%), Management and Human Ecology (51 or 3.5% each) had the highest enrolment of Visa students (excluding the University of Winnipeg figures).

ENROLMENT SUMMARY MANITOBA UNIVERSITIES DECEMBER 1ST



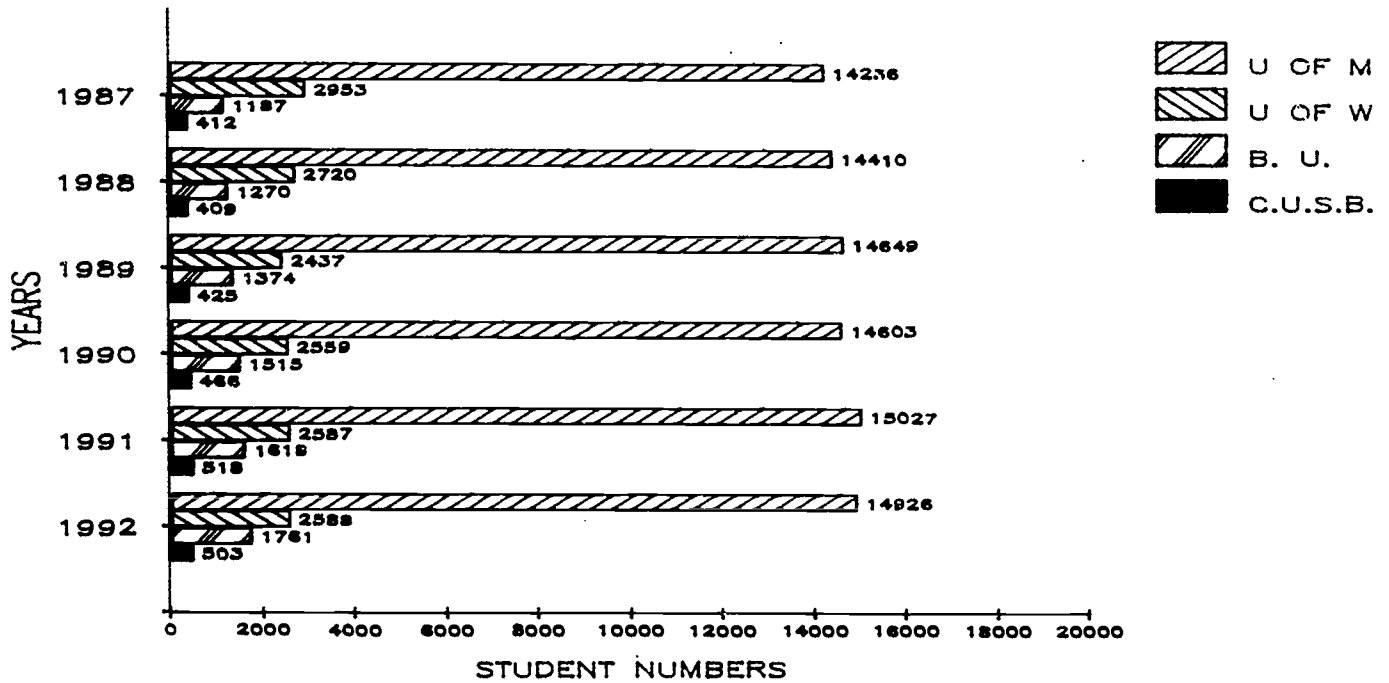
Universities Grants Commission

ENROLMENT SUMMARY MALE/FEMALE AS AT DECEMBER 1ST



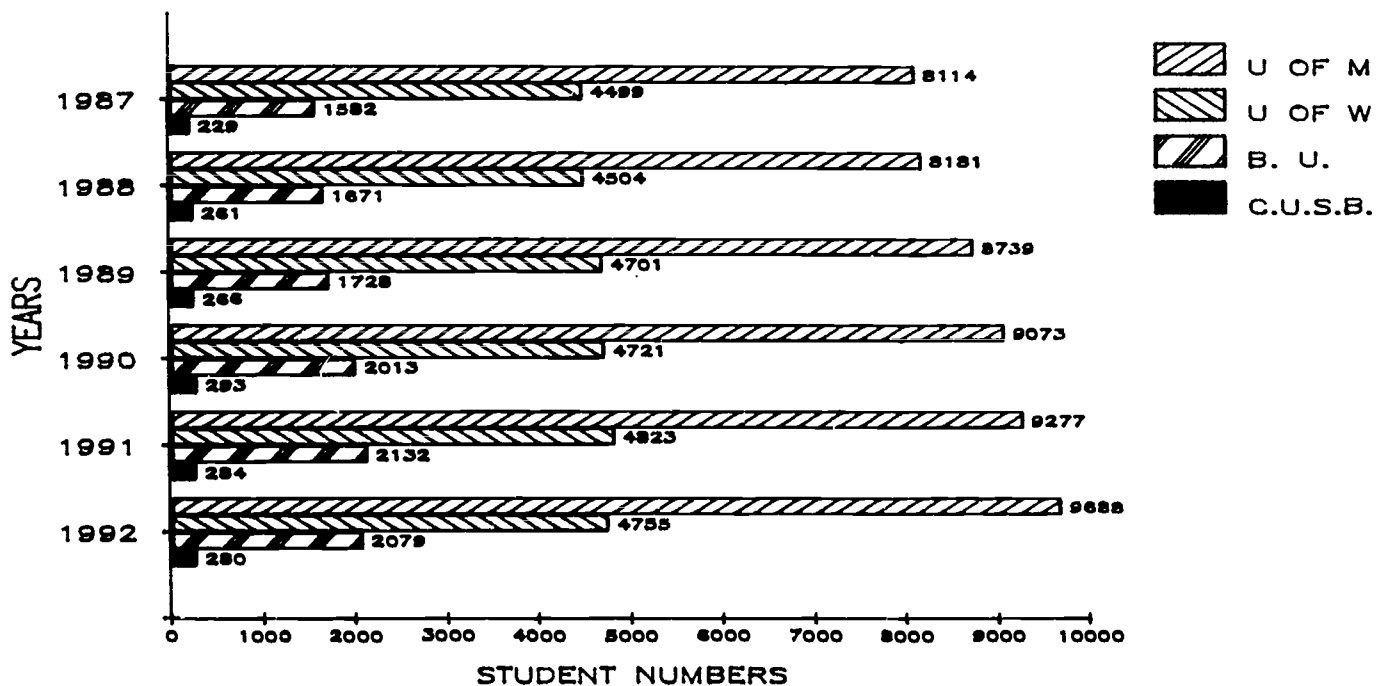
Universities Grants Commission

FULL-TIME ENROLMENT MANITOBA UNIVERSITIES AS AT DECEMBER 1ST



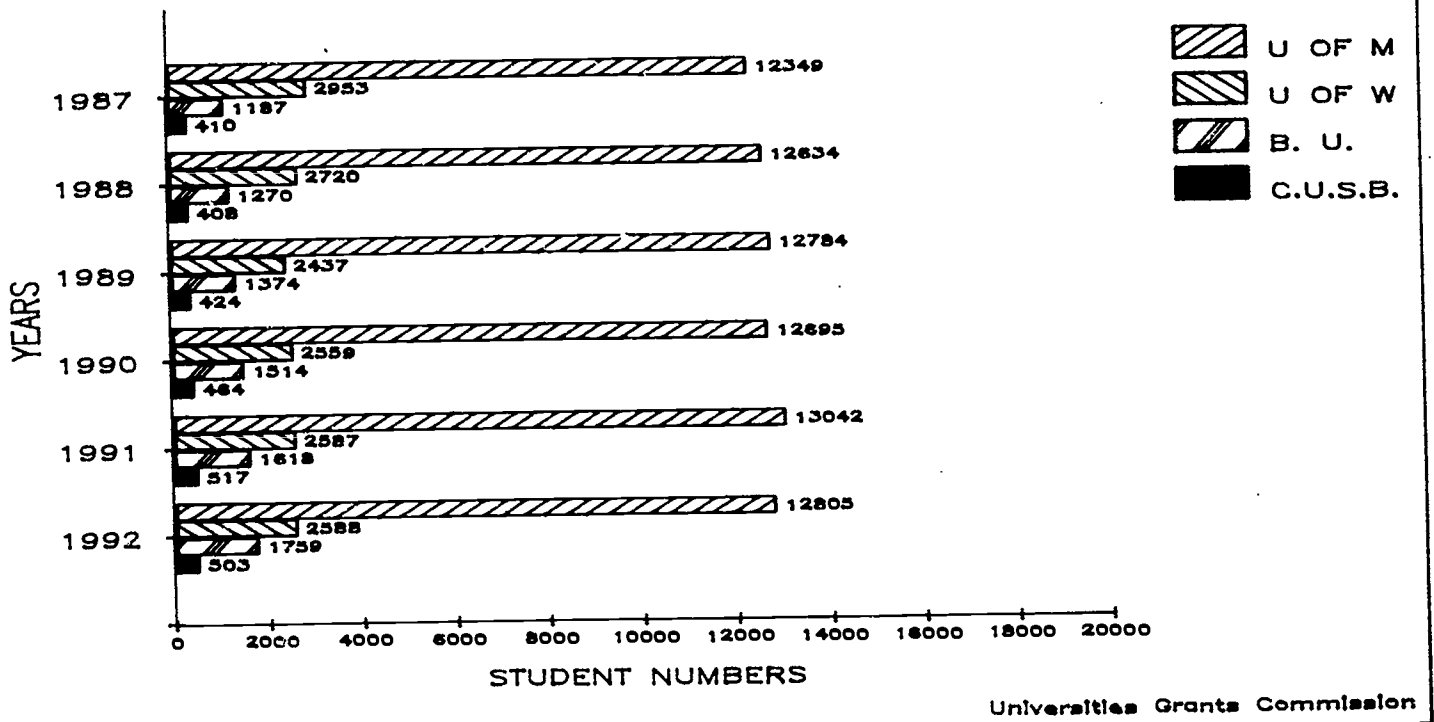
Universities Grants Commission

PART-TIME REGULAR SESSION ENROLMENT MANITOBA UNIVERSITIES AS AT DECEMBER 1ST

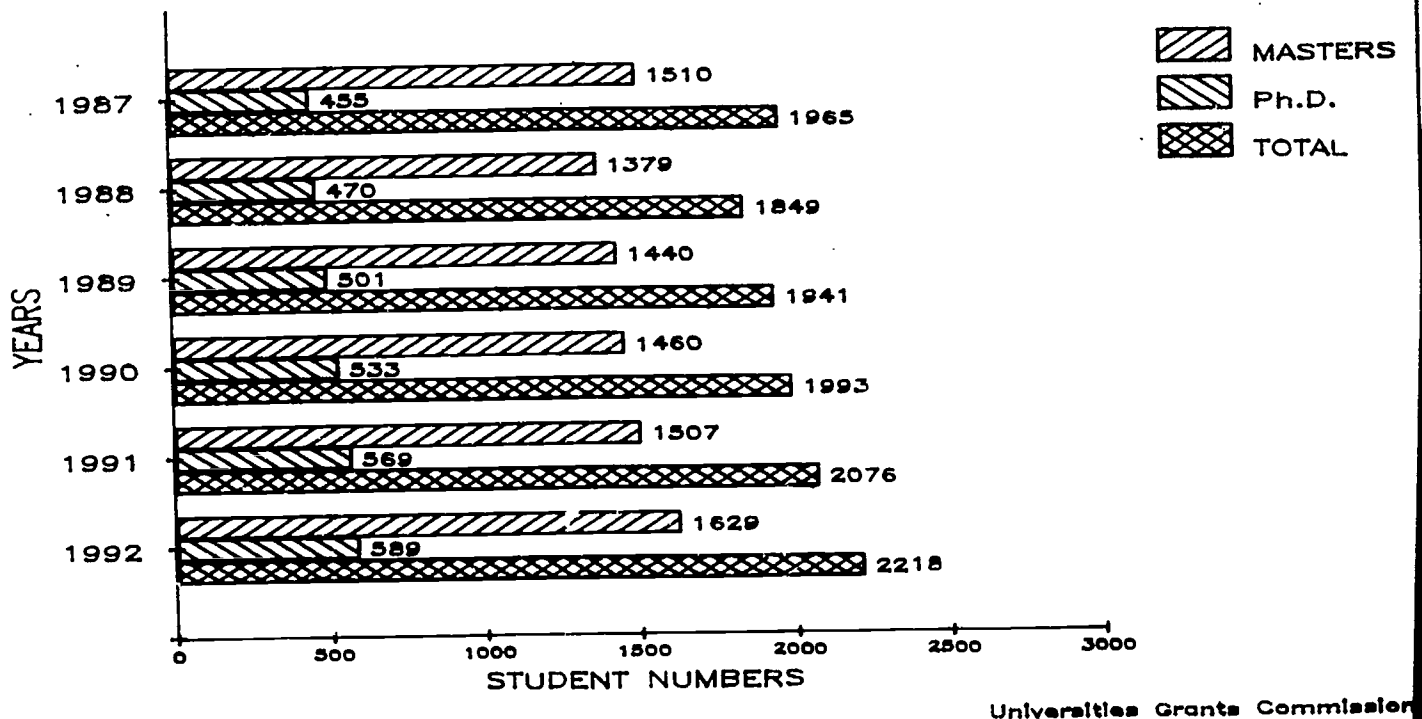


Universities Grants Commission

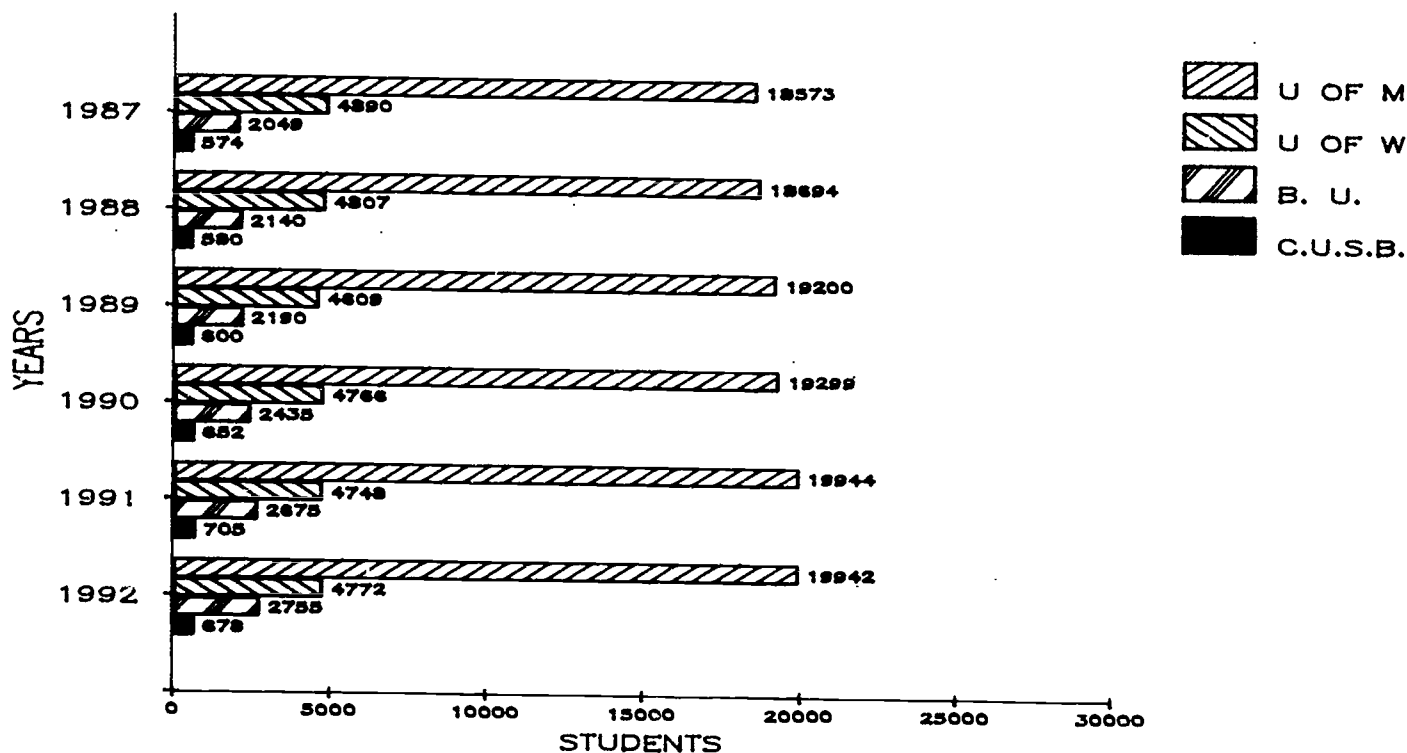
FULL-TIME UNDERGRADUATE ENROLMENT MANITOBA UNIVERSITIES AS AT DECEMBER 1ST



FULL-TIME GRADUATE ENROLMENT MANITOBA UNIVERSITIES AS AT DECEMBER 1ST

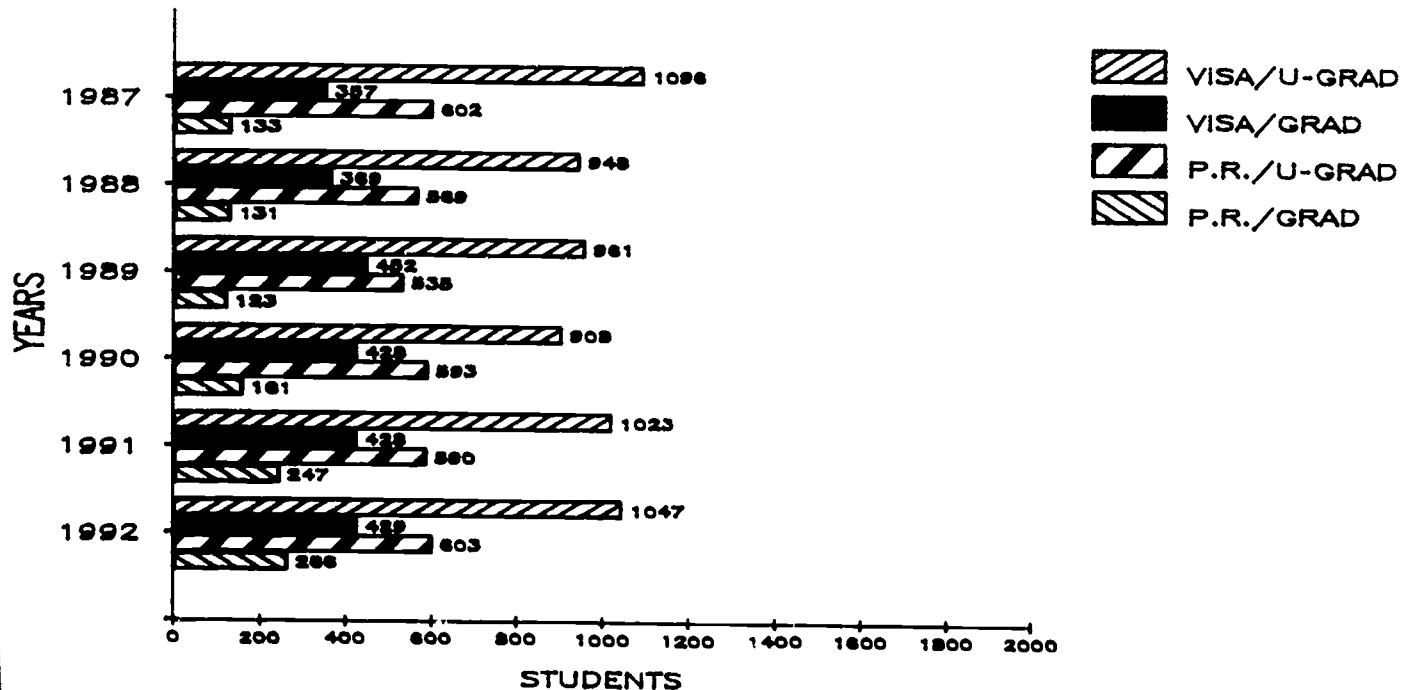


F.T.E. ENROLMENT ALL SESSIONS



Universities Grants Commission

FULL-TIME FOREIGN STUDENTS MANITOBA UNIVERSITIES AS AT DECEMBER 1ST



Universities Grants Commission

CHAPTER V GRADUATES

"Input" in the form of students entering the universities should in due course result in "output" in the form of students graduating from those institutions.

The number of candidates qualifying for degrees, diplomas and certificates at the universities in Manitoba is listed in the following table:

<u>Year</u>	<u>Number of Candidates Graduating</u>	<u>Increase (Decrease) Over Previous Year</u>
1967-68	3,956	-
1970-71	5,081	-
1975-76	5,208	-
1980-81	5,058	-
1985-86	5,489	-
1987-88	5,690	(0.8%)
1988-89	5,611	(1.4%)
1989-90	5,366	(4.4%)
1990-91	5,746	7.1%
1991-92	5,815	1.2%
1992-93	5,918	1.8%

In 1992-93, the faculties of Arts (1,925 or 32.5%), Science (648 or 10.9%) and Education (1,195 or 20.2%) at the institutions provided the largest number of graduates.

In 1992-93, 84.1% of the graduates received their bachelor's or first professional degree, 9.1% received a master's degree, 1.4% received a doctorate and 5.4% received a diploma or certificate. Appendix "D" provides further information on the degrees awarded at the Manitoba universities.

CHAPTER VI

FINANCE

Budget Process for 1992/93

The Commission's budget process involves three phases.

1. The universities make submissions to the Commission, outlining their financial and other needs for the coming year. This process normally occurs between May and September.
2. The Commission makes recommendations to the Minister and the government on what it feels is the appropriate funding levels, Operating and Capital, for universities; and, where considered appropriate, on other university-related policy matters.
3. Once the government has advised the Commission of the level of funding to be provided, the Commission allocates the available funds among the universities and other specific programs which it supports, (ie: Inter-Universities North, Computer Service Network, etc.). The universities are then informed by letter of their respective allocation. (See Appendix "E" & "F")

A more complete description of this process follows.

Budgetary Submissions

On April 30, 1991, the Universities Grants Commission sent letters to the universities requesting the annual Estimates' submission by June 3rd. The Commission requested that these submissions be presented in a format which would allow for comparative analysis of the data between institutions. This would allow the Commission to make informed judgments about the requirements of each institution when formulating its recommendations to government.

The universities were requested to briefly define the goals and objectives, provide a

statement of the current status of the institution, including major areas of strength, stress or need, with a long term and short term focus. The universities were also requested to indicate significant changes in enrolment patterns which were expected in the next few years, and the impact these changes would have on financing, programs and services. In addition a brief description of the planning and budgeting process and how the issues previously mentioned were being addressed within these processes was also requested.

The financial data requested included the 1990/91 Actual and 1991/92 budget base for each budgetary unit. The Commission requested the universities comments on the internal reallocation of resources both past and future. An estimate of the impact of known factors on the universities budgets for the 1992/93 fiscal year included salary changes [both scale and increments], cost of supplies and services, infrastructure needs, projected changes in program and staffing, and revenue from non-government sources. Specific costs of other relevant factors which the Commission should be made aware such as new programs or services, cuts in other revenue, special one time expenditures, or any other matters deemed important were also to be included.

The Commission, in an effort to keep track of the actual cost of university education, once again asked the universities to provide cost per student data.

The Commission requested that the institutions provide an indication of the funding which would be required to cover their Capital requests for Equipment & Renovations, and Major Capital. Due to the fact that Major Capital projects normally required multi-year funding the list of Major Capital projects requested was to cover a five year period. This list of Major Capital

projects was to include a brief outline of each of the proposed projects together with an indication of whether they were new buildings or major renovation of existing space.

When the universities budget estimate submissions were received they were analyzed by Commission staff. A spread sheet was prepared showing each institutions request, by major category, and the total for the whole university sector. The Commissioners then reviewed each submission, together with the staff analysis and university sector spread sheet, prior to the meetings with the institutions.

The Commission then met with each university, for a half a day, to discuss their individual budget estimate packages together with any additional information the institution may have provided.

Recommendations to government

Subsequent to the meetings with the universities the Commission developed a set of recommendations, for the university system, for presentation to the Minister. These were based on the universities' written submissions and meetings, other data available to the Commission, and the commissioners own views of what was required.

The Commission's policy is one of keeping its recommendations confidential, in the belief that this ensures the ability of the Commission and government to speak openly to each other.

After reviewing the Commission's submission, the Minister met with the Commission for further discussions. Following this, she submitted her recommendations to Treasury Board and Cabinet. Final funding decisions were made and announced by government in early March 1992.

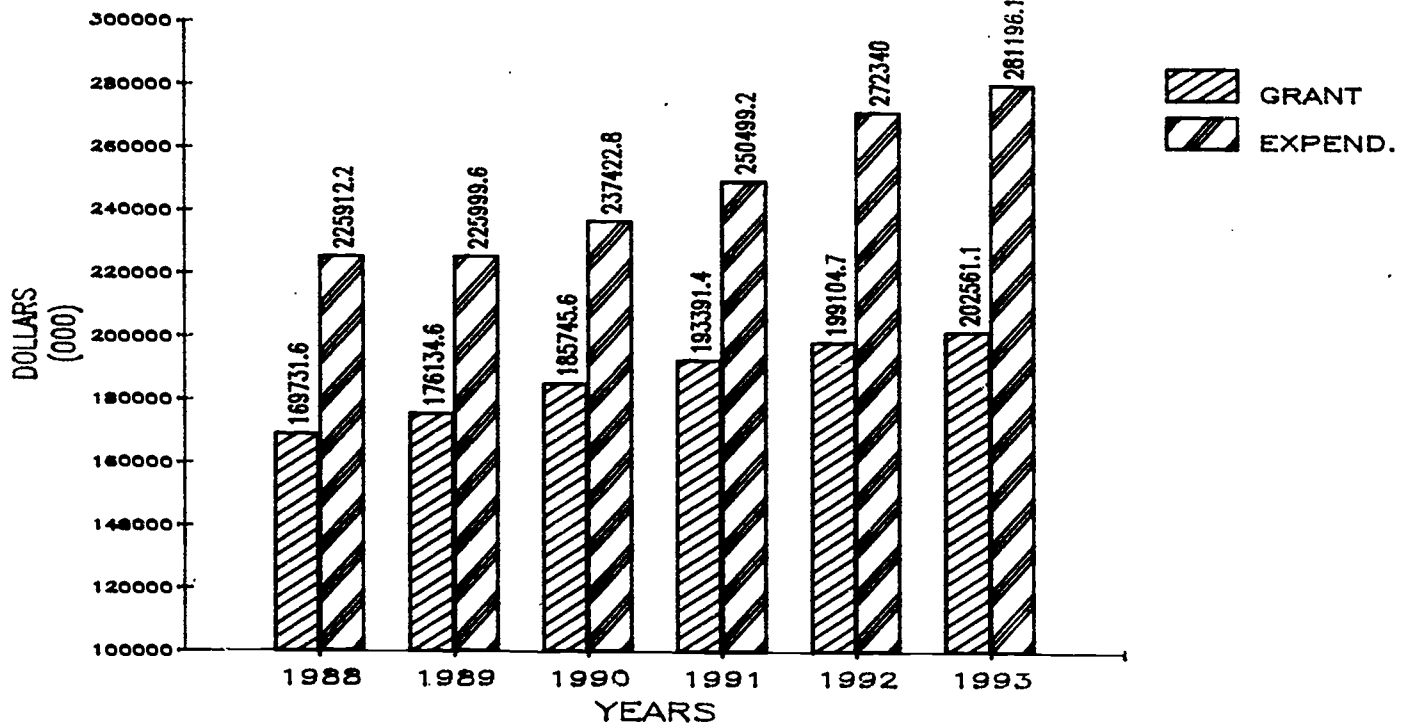
Allocations to each institution

While the government's estimates were under review by Cabinet, the Grants Commission considered various scenarios for the distribution of the operating and capital grants amongst the universities. This decision was not made by formula or algorithm, but was based on the Commission's informed judgment about the relative needs of each institution.

Ongoing discussion between Commission staff and staff of Treasury Board allowed the Commission to keep informed about the budgetary prospects, and therefore to consider in advance its own allocation decisions under a variety of plausible options. When the final budget figures were known, the Commission was in a position to quickly finalize its own allocations. In conjunction with the Minister's public announcement of overall university system funding levels in March, the Universities Grants Commission wrote to all universities advising them of their individual funding levels.

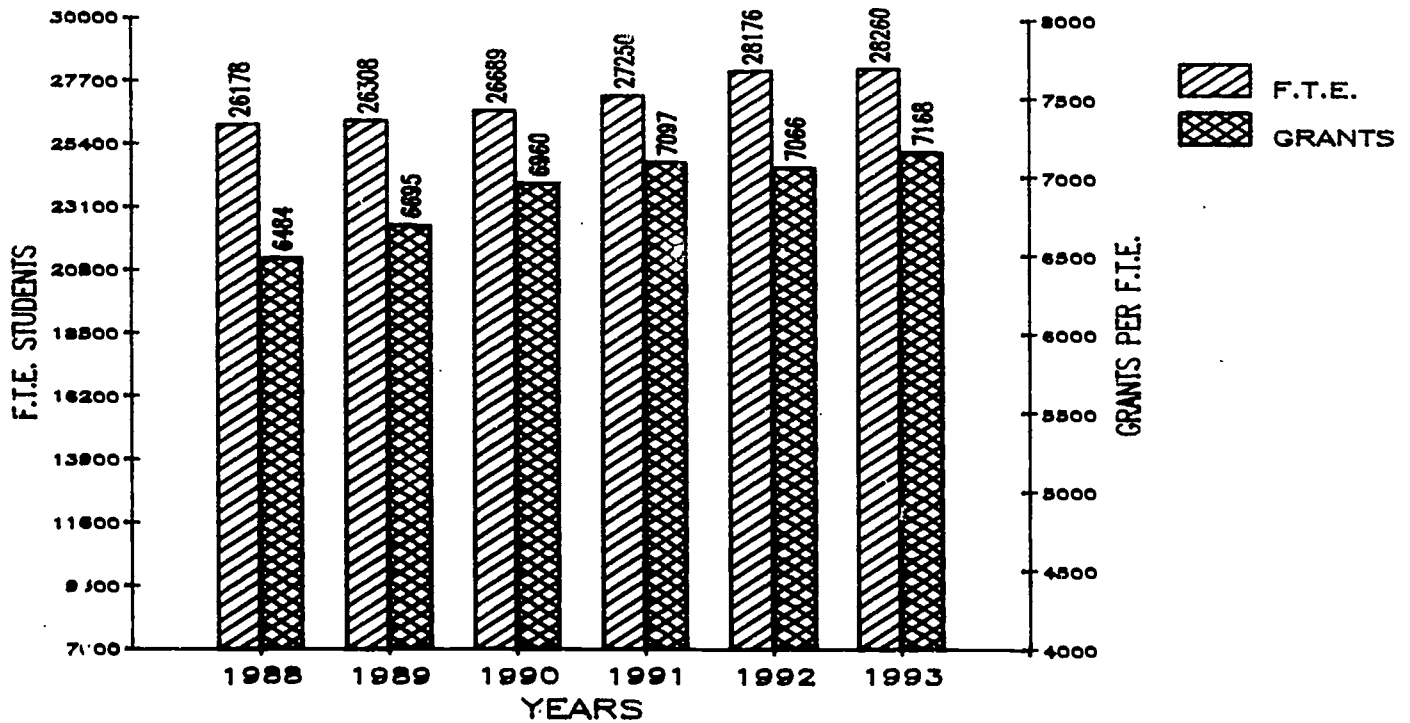
During the year under review, and following the original allocations, the Commission made a number of internal and/or external reallocations which allowed for the most effective use of the available funding.

UNIVERSITIES OPERATING EXPENDITURES COMPARED TO OPERATING GRANT AS AT MARCH 31



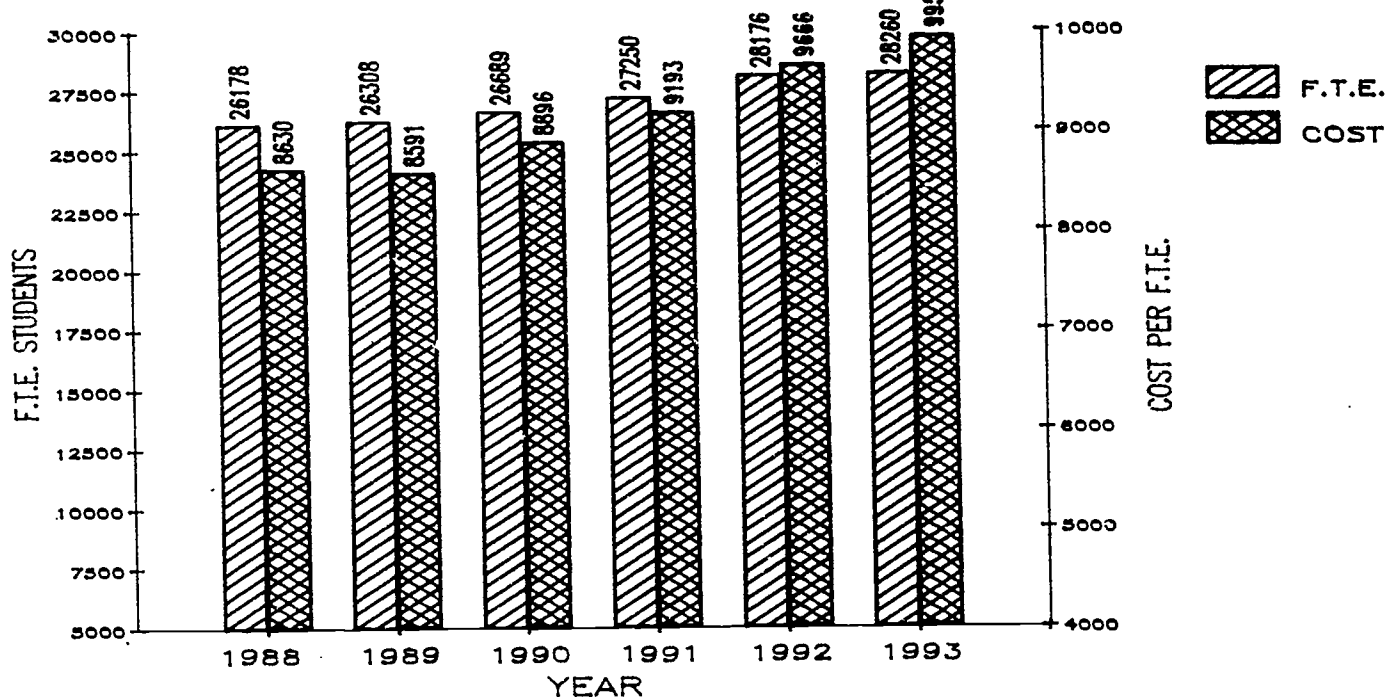
Universities Grants Commission

UNIVERSITIES OPERATING GRANTS PER F.T.E. ENROLMENT AS AT MARCH 31



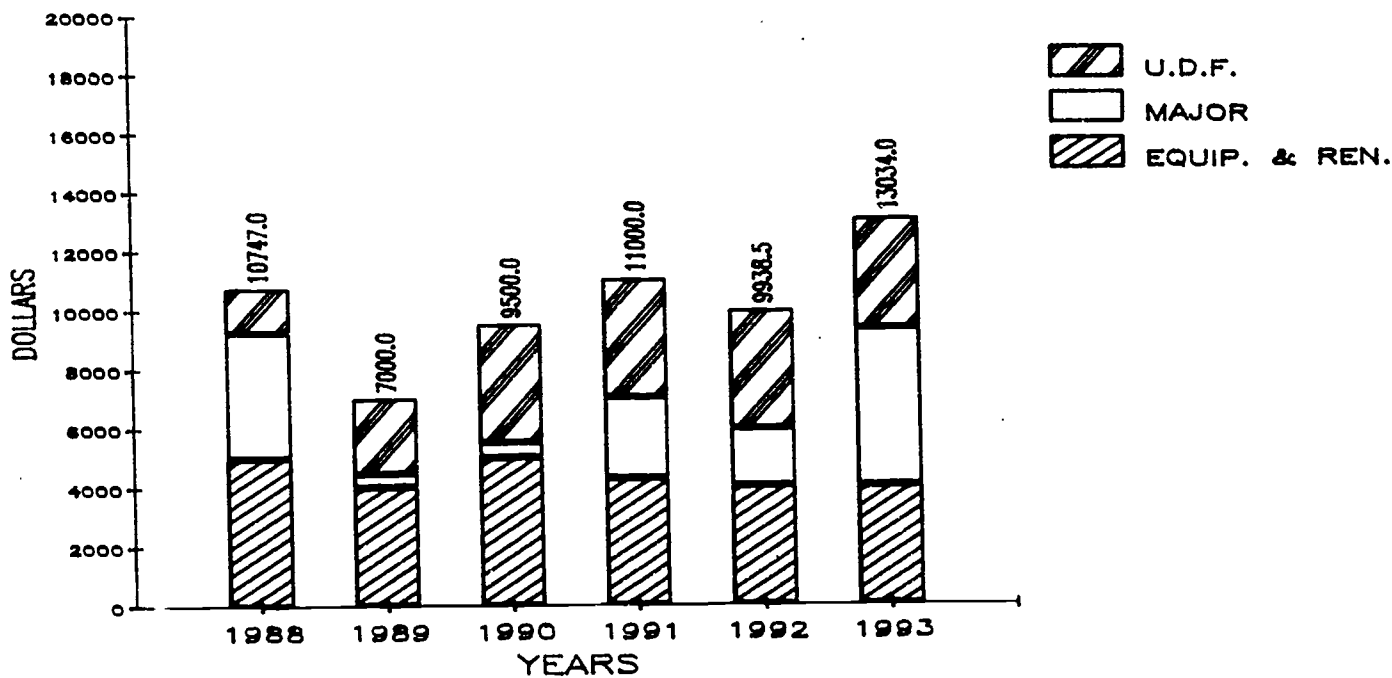
Universities Grants Commission

UNIVERSITIES OPERATING EXPENDITURES PER F.T.E. ENROLMENT AS AT MARCH 31



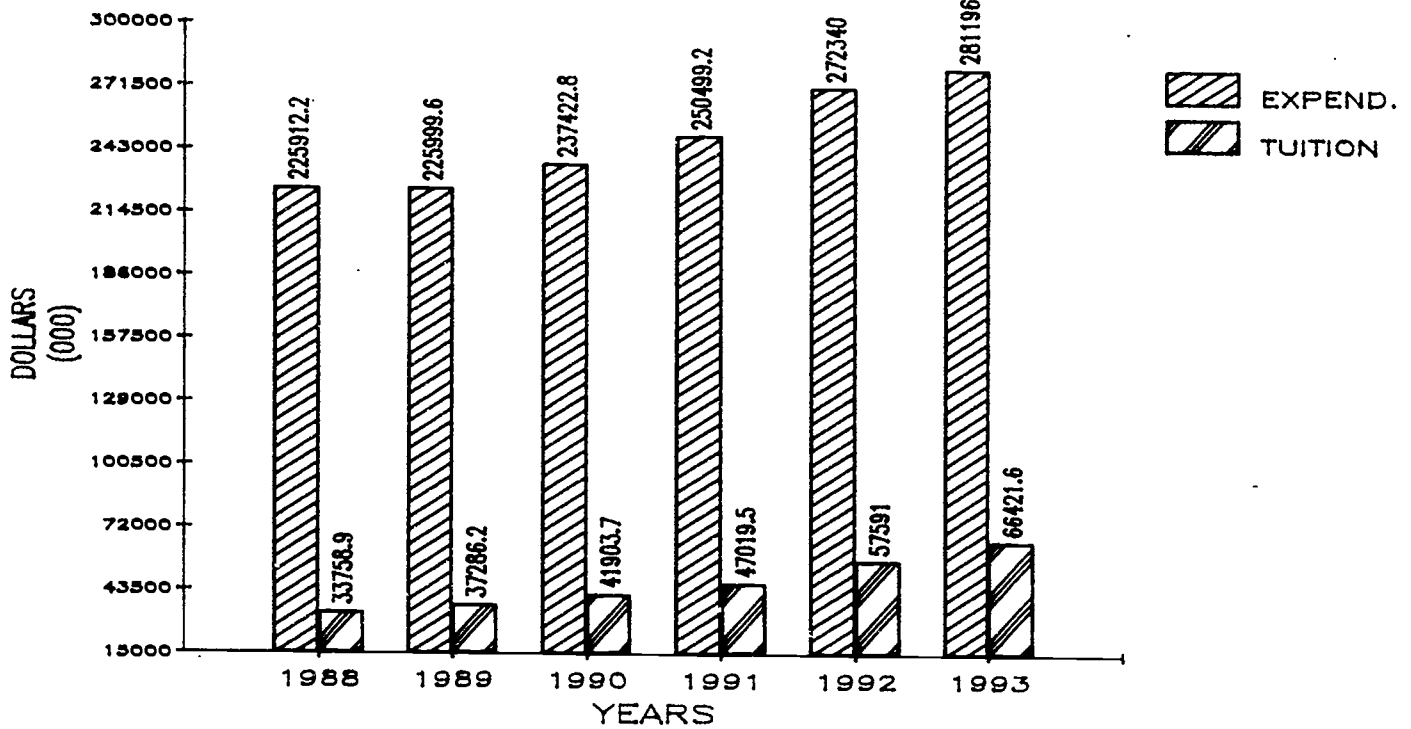
Universities Grants Commission

CAPITAL GRANTS TO MANITOBA UNIVERSITIES AS AT YEAR ENDING MARCH 31 (000)



Universities Grants Commission

UNIVERSITIES TUITION REVENUE COMPARED TO OPERATING EXPENDITURES AS AT MARCH 31



Universities Grants Commission

CHAPTER VII

INSTITUTIONAL STAFF

1. Academic Staff

(a) Full-Time

For 1992-93, the universities and Collège universitaire de Saint-Boniface were asked to report the numbers of full-time staff paid from their operating funds. The table below summarizes the reports received. The University of Manitoba's count includes split appointments, i.e. full-time staff paid from both operating and non-operating (e.g. research) funds.

	<u>Deans/Full</u>					<u>Total</u>
	<u>Professors</u>	<u>Associates</u>	<u>Assistants</u>	<u>Lecturers</u>	<u>Others</u>	
University of Manitoba	589	413	289	17	52	1,360
University of Winnipeg	61	47	34	1	28	171
Brandon University	29	61	42	8	29	169
Collège universitaire de Saint-Boniface	<u>5</u>	<u>17</u>	<u>10</u>	<u>4</u>	<u>8</u>	<u>44</u>
Total ⁽ⁱ⁾	<u>684</u>	<u>538</u>	<u>375</u>	<u>30</u>	<u>117</u>	<u>1,744</u>

(b) Part-Time

The institutions also reported the part-time staff paid from operating funds for 1992-93.

	<u>Deans/Full</u>					<u>Total</u>
	<u>Professors</u>	<u>Associates</u>	<u>Assistants</u>	<u>Lecturers</u>	<u>Others</u>	
University of Manitoba	20	39	51	165	145	420
University of Winnipeg	24	28	5	0	9	66
Brandon University	2	2	2	0	4	10
Collège universitaire de Saint-Boniface	<u>0</u>	<u>2</u>	<u>7</u>	<u>20</u>	<u>2</u>	<u>31</u>
Total ⁽ⁱⁱ⁾	<u>46</u>	<u>71</u>	<u>65</u>	<u>185</u>	<u>160</u>	<u>527</u>

2. Support Staff

For 1992-93, the institutions were asked to report the numbers of full-time and part-time support staff paid from their operating funds. The following table summarizes the institutions' responses:

	<u>Full-Time</u>	<u>Part-Time</u>
University of Manitoba	1,600	74
University of Winnipeg	242	22
Brandon University	171	29
Collège universitaire de Saint-Boniface	<u>26</u>	<u>14</u>
Total ⁽ⁱⁱⁱ⁾	<u>2,039</u>	<u>139</u>

Notes

- (i) An additional 116 full-time academic staff were paid from non-operating funds.
- (ii) An additional 45 part-time academic staff were paid from non-operating funds.
- (iii) An additional 352 support staff were paid from non-operating funds.

CHAPTER VIII

CAPITAL PROJECTS

University of Manitoba

Two major capital projects and a number of minor projects were completed at the University of Manitoba during the 1992-93 fiscal year.

New Large Animal Metabolism Unit for the Faculty of Agricultural and Food Sciences

Construction commenced in October, 1991 and was completed in April, 1992 for the new 13,000 square foot Large Animal Metabolism Unit which replaces the old beef and swine barns that had served the Animal Science Department in the Faculty of Agricultural and Food Sciences for many years.

The new research unit is an essential part of the Animal Science teaching and research program. Research experiments in nutrition and forage utilization, physiology, reproduction, growth, endocrinology and toxicology, often involving rapid analyses require modern animal facilities located adjacent to laboratories.

The project was completed at a cost of \$2,100,000 which was funded through a \$1,800,000 grant from the Provincial Government and the remaining \$300,000 was raised from the Agri-food industry and alumni members.

Main Service Tunnel

Construction of the new main service tunnel, to replace the over 70 year old crumbling service tunnel, commenced in October 1990 and was completed in August 1992.

The steam and chilled water piping system cross over from old to new system was completed after the 1991/92 heating system ended and in time to provide building cooling prior to summer.

The Province of Manitoba authorized a loan of \$11,237,500 to the University of Manitoba for the construction of a service tunnel. The Universities Grants Commission acts as a fiscal agent by disbursing the funds to the University of Manitoba as costs are incurred. During the year the Universities Grants Commission received and disbursed \$2,921,441 (1992 - \$7,469,148) (1991 - \$846,911) to the University of Manitoba.

Elevator Upgrading for Disabled Access

A freight/passenger elevator upgrading program was started to upgrade freight elevators in several buildings where no passenger elevators were available, as well as upgrade existing passenger elevators which do not meet handicapped access code requirements.

During 1992/93 fiscal year Russell, Architecture II and Engineering II elevators were upgraded for disabled access.

The project is jointly funded by Universities Grants Commission and the University of Manitoba.

Max Bell Sports Centre Roof Modifications

Snow fencing installation to prevent ice sheet slippage onto sidewalks, as well as modification of roof design to prevent moisture infiltration causing damage to mortar joints was started in December 1992 at the Max Bell Sports Centre.

Pharmacy Building

Faculty offices and dispensary renovations in the amount of \$265,000 were completed for the start of the expanded Pharmacy Program.

Other Projects

Engineering I, Allen and Animal Science Buildings had part of their galvanized

plugged and corroded piping replaces with copper piping, in order to provide again reasonable water flows to washrooms and laboratories.

Road and sidewalk repairs were carried out to address major road and sidewalk conditions. The entire MacLean Crescent road and sidewalks were renewed. This was in part necessary as a result of the new service tunnel installation, as well as to address major road and sidewalk heaving due to large silt deposits under road and sidewalks.

The annual problem of shifting ground conditions has again resulted in several underground city water line and chilled water line ruptures.

Minor roof repair and wall caulking projects were completed to prevent air and moisture infiltration.

University of Winnipeg

Centennial Hall Roof Replacement

Roof repairs to Centennial Hall were

completed.

Refurbished Classroom Space

During the Spring and Summer of 1992, with funding from the Manitoba Universities Development Fund, the University continued to upgrade the classrooms in Manitoba Hall.

Other Projects

With the support of the Eckhardt-Gramatté Foundation, and funds from the Manitoba Universities Development Fund, the University was able to remodel and enhance Theatre 3C00, now known as Eckhardt-Gramatté Hall.

Brandon University

Library Addition

Construction of a new \$7,145,000 addition commenced in 1992-93 and the addition is expected to be ready for the 1993-94 academic year. The Provincial Government will be providing a total of \$4,635,500 through the Universities Grants Commission with the university providing the remainder of the funds required from its Fund Raising Campaign.

APPENDICES

INDEX
APPENDICES

		<u>Page</u>
Appendix "A"	Academic Programs by Institution, Institutes, Research Units and Other Academic Administrative Units, 1992-93	33-39
Appendix "B"	Inter-Universities North Program, 1992-93	41-45
Appendix "C"	Enrolment Statistics	47
	Table I - Full-Time Undergraduate Enrolment by Faculty	48
	Table II - Full-Time Graduate Enrolment by Faculty and Degree Level	49
	Table III - Part-Time Enrolment by Faculty	50
	Table IV - Regular Session Enrolment by Faculty & Sex 1992-93	51
	Table V - Regular Session Undergraduate Enrolment by Faculty & Sex 1992-93	52
	Table VI - Regular Session Graduate Enrolment by Faculty & Sex 1992-93	53
	Table VII - Origins of Full-Time Canadian Students, 1991-92	54
	Table VIII - Origins of Full-Time Canadian Students, 1992-93	55
	Table IX - Origins of Full-Time Foreign Students, 1991-92	56
	Table X - Origins of Full-Time Foreign Students, 1992-93	57
	Table XI - Origins of Full-Time Visa Students, 1991-92	58
	Table XII - Origins of Full-Time Visa Students, 1992-93	59
	Table XIII - Regular Session Foreign Student Enrolment by Faculty, 1992-93	60
	Table XIV - Course Section Size - Enrolments 1992-93	61-62
Appendix "D"	Statistics on Degrees Granted	63
	Table I - Graduates by Faculty 1991-92	64
	Table II - Graduates by Faculty 1992-93	65
Appendix "E"	Operating and Capital Grant Expenditures for Fiscal Year 1992-93	67-70
Appendix "F"	Allocation of Operating and Capital Grants for Fiscal Year 1993-94	71-74
Appendix "G"	Audited Balance Sheet and Audited Statement of Operating Revenues and Expenditures of the Universities Grants Commission as at March 31, 1993	75-83

APPENDIX "A"
Academic Programs by Institution,
Institutes, Research Units and other Academic
Administrative Units, 1992-93

Arts & Science²
(cont'd)

Business Administration.	UM	BU	BU	UM	UM	UM
Canadian Studies. ¹	UM, BU, SB	UM, UW ¹⁵ , BU, SB	UM, BU, SB	UM	UM	UM
Chemistry.						
Classics						
i Classical Studies,	UM ¹¹ , UW ¹⁵	UM	UM, BU	UM	UM	UM
ii Civilization,	UW	UW ¹⁵	UM, BU	UM	UM	UM
iii Latin.	UM	UM, UW ¹⁵	UM	UM	UM	UM
iv Greek,	UM	UM, UW ¹⁵	UM, BU	UM	UM	UM
Computer Science,	UM ²⁰ , BU	UM ¹¹ , BU, SB				
Conflict Resolution Studies. ¹		UW				
Criminology.		UM				
Developmental Studies. ¹		UW	BU			
Drama. ¹		UM ¹¹				
Ecology. ¹	UM ¹¹	UM ¹¹ , UW ¹⁵ , BU	UM, BU	UM	UM	UM
Economics,	UM, UW, BU	UM ¹¹ , UW ¹⁵ , BU, SB	UM, BU, SB	UM	UM	UM
English,	UM, UW, BU					
Environmental Science, ¹	UM ²⁰	UW	UM			
Environmental Studies, ¹		UM ¹¹	UM, SB			
Film. ¹	SB	SB	UM, BU	UM	UM	UM
Français.	UM, UW, BU	UM, UW ¹⁵ , BU				
French.	UM					
Genetics. ¹	UM	UM ¹¹ , UW ¹⁵ , BU, SB	UM, BU, SB	UM	UM	UM
Geography,	UM, UW, BU	UM ¹¹ , BU	UM, BU	UM	UM	UM
Geological Science. ²	UM, BU	UM ¹¹ , UW ¹⁵	UM, BU	UM	UM	UM
German.	UM, UW	UM ¹¹ , UW ¹⁵ , BU, SB	UM, BU, SB	UM, UW	UM	UM
History. ¹¹	UM, UW, BU	UM	UM			
Icelandic,	UM					
Justice & Law Enforcement, ¹		UW	UM			
Labour Studies, ¹		UM ¹¹				
Latin American Studies, ¹		UM	UM			
Linguistics. ¹	UM	UM ¹¹ , UW ¹⁵ , BU, SB	UM, BU, SB	UM	UM	UM
Mathematics,	UM ²⁰ , BU		UM			
Medieval Studies, ¹		UM ¹¹ , UW ¹⁵ , BU, SB	UM, BU, SB	UM	UM	UM
Medieval & Renaissance Studies, ¹		UM ¹¹	UM, SB			
Microbiology,	UM, SB	UM ¹¹ , SB	UM, SB	UM ¹⁰	UM	UM
Molecular Biology, ¹		UW	BU			
Music,	BU	UM ¹⁰ , UW ¹⁵ , BU				
Native Studies	BU	UM, BU	UM, BU			
i Native Studies,						
ii Native Languages, Near Eastern & Judaic Studies						
i Near Eastern & Judaic Civilization,		UM ¹¹	UM			
ii Yiddish, Nursing and Health Studies,	UM, UW, BU	BU ²²	UM, BU, SB			UM
Philosophy,		UM ¹¹ , UW ¹⁵ , BU, SB				

APPENDIX "A"

ACADEMIC PROGRAMS BY INSTITUTION

1992-93

UM - University of Manitoba (Including St. Paul's & St. John's College)
 UW - University of Winnipeg (Including Menno Simons College)
 BU - Brandon University
 SB - Collège universitaire de Saint-Boniface^a

Faculty and/or School	Program ^a (Subject/Field and/or Department)	DEGREE																				
		Undergraduate					Graduate ^c															
		Honours or Specialty (4 years or more)	Major or Specialty (3 Years Normally)	Minor	Masters	Ph.D.	Diploma Under-graduate	Diploma Graduate	Certificate Undergraduate	Certificate Graduate	Other											
Arts & Science ^b (cont'd)	Physical Activity & Sports Studies,	UW	UW	UM, BU	UM, BU	UM																
	Physical Geography,	UW	UW ¹³	UM, BU	UM, BU	UM																
	Physics,	UW	UW ¹³ , UW ¹⁵ , BU	UM, BU	UM, BU	UM																
	Political Studies or Science,	UM, UW, BU	UM ¹³ , UW ¹⁵ , BU, SB	UM, BU, SB	UM, BU, SB	UM																
	Psychology,	UM, UW, BU	UM ¹³ , UW ¹⁵ , BU, SB	UM, BU, SB	UM, BU, SB	UM																
	Public Administration, ^{1,11}					UM, UW																
	Regional Studies, ¹	UM, BU	BU	UM, BU, SB	UM, BU, SB	UM, UW																
	Religion, ¹¹		UM ¹³ , UW ¹⁵ , BU, SB	UM, BU, SB	UM, UW																	
	Slavic Studies	UM	UM ¹³	UM	UM	UM																
	i Polish,	UM	UM ¹³	UM	UM	UM																
	ii Russian,	UM	UM ¹³	UM	UM	UM																
	iii Ukrainian,	UM	UM ¹³	UM	UM	UM																
	Social & Economic Development Studies, ¹	UM, UW, BU	UM ¹³ , UW ¹⁵ , BU, SB	UM, BU, SB	UM	UM																
	Sociology,	UM	UM ¹³	UM	UM	UM																
	Soviet & East European Studies, ¹	UM	UM ¹³ , UW ¹⁵	UM	UM	UM																
Spanish, Statistics, Theatre, ¹	UM	UM ¹³ , UW	UM	UM	UM																	
Theatre & Dramatic Studies,	UW	UW	UM, BU	UM	UM																	
Translation, Ukrainian Canadian Heritage Studies, ¹	SB	UW	UM	UM	UM																	
Urban Studies, ¹		UM ¹³	UM	UM	UM																	
Women's Studies, ¹		UM, UW	UM, BU	UM, BU	UM ¹³																	
Zoology,	UM, BU	UM ¹³ , BU	UM, BU, SB	UM, BU, SB	UM ¹³																	
Dental Medicine,	UM	UM	UM	UM	UM																	
Dental Science,																						
Oral Biology, Oral & Maxillo-facial surgery,																						
Orthodontics, Periodontics, Prosthodontics,																						

Dentistry^a

Dental Hygiene

Education

Engineering

Art

General Studies
Human Ecology

Law
Management

Medicine^a

Dental Hygiene.

Education,

Educational
Administration &
Foundations,

Agricultural,
Civil,

Computer,
Electrical,

Geological,
Industrial,

Mechanical,
Art History,

Fine Arts.

Comprehensive,
Clothing & Textiles,
Family Studies,

Foods & Nutrition,
Food & Nutritional,
Sciences,¹

Law,

Administrative
Studies,

Accounting &/or
Finance,

Actuarial &
Management
Sciences,¹

Business
Administration,

Marketing,
Public Policy,

Anatomy,
Anesthesia,¹

Biochemistry,¹
Community Health Sc.,

Family Medicine,
Immunology,

Internal Medicine,
Medical
Microbiology,

Obstetrics,
Gynecology &
Reproductive
Sciences,

Ophthalmology,
Otolaryngology,

Pathology,
Pediatrics &
Child Health,

Pharmacology &
Therapeutics,
Physiology,
Psychiatry,

UM, UW^a, BU, SB¹

UM

UM

UM

UM

UM

UM

UM

UM

UM

UM

UM

UM

UM

UM

UM

UM

UM

UM

UM

UM

UM

UM

UM

UM

UM

UM

UM

UM

UM

UM

UM

UM

UM

UM

UM

UM

UM

UM

UM

UW^a, BU, SB¹

UM

UM

UM¹⁶

UM, SB,
BU

UM

UM

UM

UM

UM

UM

UM

UM

UM

UM

UM

UM

UM

UM

UM

UM

UM

UM

UM

UM

UM

UM

UM

UM

UM

UM

UM

UM

UM

UM

UM

UM

UM

UM

UM

UM

UM

UM

UM

UM

UM

UM

UM

UM

UM

UM

UM

UM

UM

UM

UM

UM

UM

UM

UM

UM

UM

UM

UM

UM

UM

UM

UM

UM

UM

UM

UM

UM

UM

UM

UM

UM

UM

UM

UM

UM

UM

UM

UM

UM

UM

UM

UM

UM, UW^a, BU, SB

BU¹

APPENDIX "A"

ACADEMIC PROGRAMS BY INSTITUTION
1992-93

UM - University of Manitoba (Including St. Paul's & St. John's College)
 UW - University of Winnipeg (Including Menno Simons College)
 BU - Brandon University
 SB - Collège universitaire de Saint-Boniface^a

Faculty and/or School	Program ^b (Subject/Field and/or Department)	DEGREE																		
		Undergraduate					Graduate ^c													
		Honours or Specialty (4 years or more)	Major or Specialty (3 Years Normally)	Minor	Masters	Ph.D.	Diploma Under-graduate	Diploma Graduate	Certificate Undergraduate	Certificate Graduate	Other									
Medicine ^d	Radiology, Social & Preventative Medicine, Surgery, Physical Therapy, ² Occupational Therapy, ² Music.	UM																		
Medical Rehabilitation		UM			UM															
Music		UM, BU																		
Natural Resources Institute	Natural Resources Management, ¹		UM ¹⁰																	
Nursing ⁵	Nursing,	UM																		
Pharmacy	Pharmacy,	UM																		
Physical		UM																		
Education & Recreation	Physical Education,		UM																	
Studies	Recreation Studies,	UM																		
Social Work	Social Work,	UM																		
Theology	Theology, ⁶	UW																		

ACADEMIC PROGRAMS BY INSTITUTION

NOTES

- A. The Collège universitaire de Saint-Boniface is affiliated with the University of Manitoba. CUSB students may transfer CUSB credits to U.M. programs and vice-versa.
- B. Many "sub-specialties" or "areas of concentration" exist within the various programs or specialty categories. For more details on these, consult the individual institutions.
- C. Graduate degrees are not normally granted with designation as to any specialty. Post-Graduates, for example, in the Faculty of Medicine, can be awarded a M.Sc. and/or a Ph.D. (after undergraduate study) for concentration of research and study in any of the fields indicated.
1. Inter-disciplinary Program or Cross-Disciplinary Program.
2. Geological Sciences includes Geology, Geophysics, Crystallography, etc.
3. First degree awarded in Dentistry is a general degree covering all subjects.
4. The University of Winnipeg and the University of Manitoba have a co-operative four-year program in education in which the final year is taken at U.M. or CUSB. Students obtain their degree from the institution at which they take the majority of this work.
5. CUSB's Faculty of Education offers teacher-training programs in the French language leading to the appropriate academic qualifications being granted by the University of Manitoba.
6. First degree of Doctor of Medicine is general covering all subjects. B.Sc. (Med.) may also be awarded in departments or subjects so indicated. Graduate degrees are awarded in departments indicated.
7. Brandon University grants a Bachelor of General Studies degree (B.G.S.) which is an unstructured program (students can select from all course offerings).
8. University of Winnipeg offers a major in Music in the B.A. program through its affiliation with the Mennoite Brethren College of Arts, where the Music courses are taught.
9. St. John's College has the constitutional authority to prepare candidates for the ordained ministry of the Anglican Church. This normally involves a three year program, leading to a Master of Divinity degree.
10. Major in Music is for B.Ed. students in Faculty of Education, minor is for any student not in the School of Music, whose faculty/school allows a minor program.

11. Masters Programs in History, Religion and Public Administration are Joint Masters Programs between the Universities of Manitoba and Winnipeg.
12. Available as an honours degree in Applied Mathematics or as a joint honors program with Statistics.
13. Three year General and four year Major programs are available in these subject areas at the University of Manitoba.
14. Offered as a joint 4 year major or a Joint Honors program.
15. Three year General and four year Major programs are available in these subject areas at the University of Winnipeg.
16. The minor is offered to students whose faculty/school allows a minor program.
17. This Inter-disciplinary Ph.D. program is offered through Foods & Nutrition (Human Ecology), Animal Science, Food Science and Plant Science (Agriculture).
18. Joint program with Department of Mathematics.
19. Biological Sciences Division offers a Master's program in Physical Biology.
20. A cooperative option is available.
21. Including the Education/Human Ecology, U of M/RRCC integrated programs.
22. Including 1-year program for those already holding a recognized diploma.
23. Modified 2-year program available for registered nurses.
24. Ph.D. program offered in conjunction with the Department of Chemistry.
25. At the University of Manitoba minors in the Faculty of Science offered for Faculty of Arts students only. Faculty of Science students may choose a three year general program which does not specify a major department.
26. Available as an honours degree in Mathematics or as a joint honours program with Physics, Statistics, or Actuarial and Management Sciences.
27. Modified two year post-diploma degree program for registered nurses leads to the degree of B.Sc. (Nursing) or the degree of B.Sc. (Mental Health) for registered Psychiatric Nurses.

INSTITUTES, INTERDISCIPLINARY RESEARCH UNITS, AND OTHER ACADEMIC UNITS.

UNIVERSITY OF MANITOBA

1. Access Academic Advising Centre
2. Asian Studies Centre
3. Canadian Institute for Barrier Free Design
4. Faculty of Management Placement Centre
5. Centre on Aging
6. Centre for Accounting Research and Education
7. Centre for Higher Education Research and Development
8. Centre for International Business Studies
9. Centre for Ukrainian Canadian Studies
10. Centre for Professional and Applied Ethics
11. Committee on Human Development
12. Computer Centre
13. Criminology Research Centre
14. Disaster Research Unit
15. Fetherstonbaugh High Voltage Laboratory
16. Glenlea Research Station
17. Institute of Industrial Mathematics Sciences
18. Institute for the Humanities
19. Institute for Technological Development
20. J. A. Hildes Northern Medical Unit
21. Jesuit Centre for Faith Development and Values (St. Paul's College)
22. Legal Research Institute
23. Manitoba Centre for Health Policy and Evaluation
24. Manitoba Institute of Cell Biology
25. Manitoba Nursing Research Institute
26. Medieval and Renaissance Guild
27. Natural Resources Institute
28. Northern Studies Committee
29. Prairie Regional Nuclear Magnetic Resonance (NMR) Facility

30. Psychological Service Centre
31. Road Safety Research Unit
32. Sport and Exercise Sciences Research Institute
33. Star Lake Field Station
34. Taiga Biological Station
35. Transport Institute
36. University Field Station (Delta Marsh)
37. Wallace Lake Field Station

UNIVERSITY OF WINNIPEG

1. Institute of Urban Studies.
2. Interfaith Pastoral Institute.
3. Rupert's Land Research Centre.
4. Menno Simons College.
5. Manitoba Multicultural Resources Centre.
6. Western Canada Pictorial Index.
7. Child Studies Centre.

COLLÈGE UNIVERSITAIRE DE SAINT-BONIFACE

1. Centre de recherche
2. Centre d'études franco-canadiennes de l'Ouest
3. Institut Joseph-Dubuc
4. Centre de rédaction
5. École technique et professionnelle

BRANDON UNIVERSITY

1. Rural Development Institute

APPENDIX "B"

Inter-Universities North Program, 1992-93

APPENDIX "B"
INTER-UNIVERSITIES NORTH

<u>Department</u>	<u>Title</u>	<u>Course Number</u>	<u>Sponsoring University</u>
<u>Chemawawin</u>			
Business Administration	Introduction to Personnel	16.283	Brandon
	Introduction to Management	16.292	Brandon
<u>Churchill</u>			
Native Studies	Native Law	68.282	Brandon
Psychology	Introduction to Psychology	17.120	Manitoba
<u>Cranberry Portage</u>			
Education	Graduate Scholarly Writing	7.550	Brandon
	Introduction to Politics of Education	1.540	Brandon
	Mainstreaming the Special Needs Child	4.562	Brandon
<u>Cross Lake</u>			
Business Administration	Computer Assisted Bookkeeping	16.090	Brandon
Education	Introduction to Management	16.292	Brandon
	Problems in Cross Cultural Education	116.531	Manitoba
<u>Flin Flon</u>			
Business Administration	Introduction to Management	16.292	Brandon
Education	Problems in Cross Cultural Education	116.531	Manitoba
Geology	Earth I: Materials & Processes	42.162	Brandon
	Earth II: Time & Resources	42.163	Brandon
Native Studies	Introduction to Native Studies I	68.151	Brandon
	Introduction to Native Studies II	68.152	Brandon
Psychology	Child Development	17.229	Manitoba
	Psychology of Sex Differences	17.240	Manitoba
	Behaviour Modification Principles	17.244	Manitoba
Sociology	Criminology	77.251	Manitoba
<u>God's Lake Narrows</u>			
Non-Departmental	Communications	99.090	Brandon
<u>God's River</u>			
Mathematics	Core Mathematics	62.091	Brandon
<u>Grand Rapids</u>			
Business Administration	Computer Assisted Bookkeeping	16.090	Brandon
<u>Moose Lake</u>			
Business Administration	Computer Assisted Bookkeeping	16.090	Brandon
<u>Nelson House</u>			
Business Administration	Computer Assisted Bookkeeping	16.090	Brandon
Mathematics	Basic Mathematics	62.090	Brandon
	Core Mathematics	62.091	Brandon

APPENDIX "B"
INTER-UNIVERSITIES NORTH

Department	<u>Title</u>	<u>Course Number</u>	<u>Sponsoring University</u>
<u>Nelson House</u> (cont'd)			
Native Studies	Introduction to Native Studies I	68.151	Brandon
<u>Norway House</u>			
Education	Introduction to Educational Administration	116.501	Manitoba
	Psychology of Exceptional Children	43.518	Manitoba
<u>Pukatawagan</u>			
Business Administration	Computer Assisted Bookkeeping	16.090	Brandon
<u>Red Sucker Lake</u>			
Native Studies	Introduction to Native Studies	68.151	Brandon
<u>Snow Lake</u>			
Education	Theory and Practice of Standardized Testing*	4.506	Brandon
<u>St. Theresa Point</u>			
Non Departmental	Written Expression: Structure, Substance, Style*	99.151	Brandon
Education	Psychology of Exceptional Children	43.518	Manitoba
Mathematics	Core Mathematics	62.091	Brandon
<u>The Pas</u>			
Business Administration	Introduction to Management	16.292	Brandon
	Introduction to Personnel	16.283	Brandon
Education	Theory and Practice of Standardized Testing*	4.506	Brandon
	Introduction to Educational Administration	116.501	Manitoba
	Problems in Cross Cultural Education	116.531	Manitoba
Geology	Earth I: Materials & Processes	42.162	Brandon
	Earth II: Time & Resources	42.163	Brandon
Native Studies	Introduction to Native Studies I*	68.151	Brandon
	Introduction to Native Studies II*	68.152	Brandon
Psychology	Health Psychology II	82.471	Brandon
	Group Process and Dynamics	82.376	Brandon
	Psychology of Sex Differences	17.240	Manitoba
	Behaviour Modification Principles	17.244	Manitoba
Sociology	Criminology	77.251	Manitoba
<u>The Pas (Northern Bachelor of Nursing Program)</u>			
Anthropology	Anthropology of Illness	76.256	Manitoba
Microbiology	Microbiology	60.122	Manitoba
Native Studies	Native Organization	68.253	Manitoba
Statistics	Statistical Analysis	5.220	Manitoba

APPENDIX "B"
INTER-UNIVERSITIES NORTH

<u>Department</u>	<u>Title</u>	<u>Course Number</u>	<u>Sponsoring University</u>
<u>The Pas (Northern Bachelor of Nursing Program) (cont'd)</u>			
Zoology	Structure and Physiology of the Human Body*	22.123	Manitoba
<u>The Pas (Northern Business Management Training Program)</u>			
Business Administration	Computer Assisted Bookkeeping	16.090	Brandon
Mathematics	Basic Mathematics	62.090	Brandon
<u>Thompson</u>			
Business Administration	Introduction to Management	16.292	Brandon
	Introduction to Personnel	16.283	Brandon
Education	Psychology of Exceptional Children	43.518	Manitoba
	Introduction to Educational Administration	116.501	Manitoba
	Problems in Cross Cultural Education	116.531	Manitoba
Psychology	Child Development	17.229	Manitoba
	Psychology of Sex Differences	17.240	Manitoba
	Behaviour Modification Principles	17.244	Manitoba
Sociology	Criminology	77.251	Manitoba
<u>Thompson (Faculty of Social Work Thompson)</u>			
Family Studies	Family Studies: Relationships	62.211	Manitoba
Native Studies	The Native Peoples of Canada	32.120	Manitoba
	Native Law	68.282	Brandon
	Native Women's Issues	68.360	Brandon
Sociology	Introduction to Sociology	77.120	Manitoba

*Courses offered in Intersession

APPENDIX "B"
INTER-UNIVERSITIES NORTH

<u>Department</u>	<u>Title</u>	<u>Course Number</u>	<u>Sponsoring University</u>
<u>1992-93 FYDE PROGRAM</u>			
<u>Dauphin, Flin Flon (Cranberry Portage), The Pas, Russell, Thompson</u>			
Biology	General Biology	05.1111-1	Winnipeg
Chemistry	Introductory Chemistry	08.1101-1	Winnipeg
Computer Science	Computer Science I	62.160	Brandon
	Computer Science II	62.161	Brandon
Economics	Principles of Economics	18.120	Manitoba
English	Representative Literary Works	4.120	Manitoba
History	Introductory History	29.101-1	Winnipeg
Mathematics	Linear Algebra	13.146	Manitoba
	Introduction to Calculus	13.139	Manitoba
Philosophy	Introduction to Philosophy	15.120	Manitoba
Psychology	Introduction to Psychology	17.120	Manitoba
Sociology	Introduction to Sociology	77.120	Manitoba

APPENDIX "C"

Enrolment Statistics

APPENDIX "C"

TABLE I

Full-Time Undergraduate Enrolment by Faculty

	<u>1988-89</u>	<u>1989-90</u>	<u>1990-91</u>	<u>1991-92</u>	<u>1992-93</u>
University of Manitoba					
Agriculture	500	496	494	488	403
Architecture	293	311	317	315	264
Art, School of	221	206	192	209	206
Arts	4,110	4,194	4,123	4,104	3,823
Dental Hygiene	39	29	32	43	48
Dentistry	107	104	101	98	97
Education	1,252	1,283	1,337	1,297	1,226
Engineering	1,062	1,052	1,067	1,162	1,190
Human Ecology	512	475	438	417	418
Law	249	263	262	271	278
Management	842	924	941	984	996
Medical Rehabilitation	140	142	159	167	172
Medicine	348	350	348	336	338
Music	67	60	74	93	94
Nursing	238	241	195	232	327
Pharmacy	107	121	120	126	139
Phys.Ed./Rec.St.	270	269	284	280	254
Science	2,037	2,035	1,989	2,187	2,301
Social Work	235	223	217	212	208
Other	<u>5</u>	<u>6</u>	<u>5</u>	<u>21</u>	<u>23</u>
Sub-Total	<u>12,634</u>	<u>12,784</u>	<u>12,695</u>	<u>13,042</u>	<u>12,805</u>
University of Winnipeg					
Arts	1,745	1,627	1,746	1,705	1,650
Science	617	514	530	589	655
Education	336	280	274	290	281
Other	<u>22</u>	<u>16</u>	<u>9</u>	<u>3</u>	<u>2</u>
Sub-Total	<u>2,720</u>	<u>2,437</u>	<u>2,559</u>	<u>2,587</u>	<u>2,588</u>
Brandon University					
Arts	353	371	386	448	509
Education	454	509	621	692	731
General Studies	88	103	109	81	105
Music	84	97	94	82	69
Science	291	294	304	315	345
Other	<u>0</u>	<u>0</u>	<u>0</u>	<u>0</u>	<u>0</u>
Sub-Total	<u>1,270</u>	<u>1,374</u>	<u>1,514</u>	<u>1,618</u>	<u>1,759</u>
Collège universitaire de Saint-Boniface					
Arts	142	164	193	236	213
Education	221	210	207	200	207
Science	45	50	64	81	83
Other	<u>0</u>	<u>0</u>	<u>0</u>	<u>0</u>	<u>0</u>
Sub-Total	<u>408</u>	<u>424</u>	<u>464</u>	<u>517</u>	<u>503</u>
TOTAL	<u>17,032</u>	<u>17,019</u>	<u>17,232</u>	<u>17,764</u>	<u>17,655</u>

APPENDIX "C"
TABLE II

Full-Time Graduate Enrolment by Faculty and Degree Level

	1988-89		1989-90		1990-91		1991-92		1992-93	
	Masters ^a	Ph.D. ^b	Masters ^a	Ph.D. ^b	Masters ^a	Ph.D. ^b	Masters ^a	Ph.D. ^b	Masters ^a	Ph.D. ^b
<u>University of Manitoba</u>										
Agriculture	130	40	131	34	115	47	111	55	123	56
Architecture	211	--	231	--	234	--	230	--	237	--
Arts	269	167	300	157	308	156	314	155	323	153
Dentistry	13	1	15	2	13	3	14	4	16	4
Education	72	1	75	3	54	1	48	4	50	10
Engineering	111	82	113	90	141	107	155	119	187	126
Human Ecology	47	--	45	--	36	--	38	--	43	--
Law	2	--	2	--	2	--	3	--	2	--
Management	97	--	115	--	119	--	133	--	129	2
Medical Rehab.	--	--	1	--	1	--	1	--	3	--
Medicine	76	59	73	74	75	81	81	91	112	89
Natural Resources	36	--	41	--	47	--	53	--	51	--
Nursing	30	--	27	--	33	--	28	--	21	--
Pharmacy	3	--	2	--	3	--	2	--	5	--
Physical Education	19	--	19	--	26	--	32	--	35	--
Science	154	92	144	104	136	99	141	98	149	111
Social Work	26	--	22	--	28	--	28	--	40	--
Other	10	28	8	37	4	39	4	43	6	38
Joint Programs ^c	72	--	75	--	82	--	90	--	95	--
	<u>1,378</u>	<u>470</u>	<u>1,439</u>	<u>501</u>	<u>1,457</u>	<u>533</u>	<u>1,506</u>	<u>569</u>	<u>1,627</u>	<u>589</u>
<u>Brandon University</u>										
Education	--	--	--	--	0	--	0	--	--	--
Music	0	--	0	--	1	--	0	--	2	--
	<u>0</u>	<u>--</u>	<u>0</u>	<u>--</u>	<u>1</u>	<u>--</u>	<u>0</u>	<u>--</u>	<u>2</u>	<u>--</u>
<u>Collège universitaire de Saint - Boniface</u>										
Education	1	--	1	--	2	--	1	--	0	--
	<u>1</u>	<u>--</u>	<u>1</u>	<u>--</u>	<u>2</u>	<u>--</u>	<u>1</u>	<u>--</u>	<u>0</u>	<u>--</u>
TOTAL	1,849	1,941	1,993	2,076	2,218	2,218	2,218	2,218	2,218	2,218

^a Masters includes: Pre-Masters, Occasional and Graduate Diploma Students.

^b Dashes indicate Facilities where no Masters or Ph.D. program is offered.

^c Students registered in four joint masters programs offered by the University of Manitoba and the University of Winnipeg. Three of these programs were begun in September, 1976. The other was begun in September, 1978.

APPENDIX "C"

TABLE III

**Part-Time Enrolment by Faculty
(Does Not Include Summer Sessions)**

	<u>1988-89</u>	<u>1989-90</u>	<u>1990-91</u>	<u>1991-92</u>	<u>1992-93</u>
<u>University of Manitoba</u>					
Agriculture	177	164	169	182	198
Architecture	117	105	95	91	85
Art, School of	149	143	152	151	138
Arts	3,410	3,747	3,857	4,086	3,975
Dental Hygiene	12	22	19	4	1
Dentistry	4	3	3	2	0
Education	1,506	1,505	1,626	1,337	1,354
Engineering	130	181	217	233	314
Human Ecology	159	189	156	193	216
Law	11	12	10	15	13
Management	400	381	433	435	466
Medical Rehabilitation	17	13	25	19	12
Medicine	31	54	58	70	72
Music	28	23	26	27	39
Nursing	340	400	411	446	431
Pharmacy	36	29	32	31	50
Phys.Ed./Rec.St.	140	151	146	154	196
Science	604	693	743	781	1,012
Social Work	188	212	238	252	253
Other	<u>722</u>	<u>712</u>	<u>657</u>	<u>768</u>	<u>863</u>
Sub-Total	<u>8,181</u>	<u>8,739</u>	<u>9,073</u>	<u>9,277</u>	<u>9,688</u>
<u>University of Winnipeg</u>					
Arts	3,492	3,694	3,728	3,809	3,713
Science	523	533	658	694	754
Education	290	262	228	240	208
Other	<u>199</u>	<u>212</u>	<u>107</u>	<u>80</u>	<u>80</u>
Sub-Total	<u>4,504</u>	<u>4,701</u>	<u>4,721</u>	<u>4,823</u>	<u>4,755</u>
<u>Joint Masters Program</u>					
Sub-Total	<u>52</u>	<u>52</u>	<u>55</u>	<u>51</u>	<u>59</u>
<u>Brandon University</u>					
Arts	512	530	636	738	774
Education	433	414	536	498	528
General Studies	316	326	331	380	408
Music	33	35	42	31	30
Science	377	423	468	485	339
Other	<u>0</u>	<u>0</u>	<u>0</u>	<u>0</u>	<u>0</u>
Sub-Total	<u>1,671</u>	<u>1,728</u>	<u>2,013</u>	<u>2,132</u>	<u>2,079</u>
<u>Collège universitaire de Saint-Boniface</u>					
Arts	78	87	92	77	91
Education	126	131	136	153	135
Science	7	13	10	7	10
Other	<u>50</u>	<u>35</u>	<u>55</u>	<u>47</u>	<u>44</u>
Sub-Total	<u>261</u>	<u>266</u>	<u>293</u>	<u>284</u>	<u>280</u>
TOTAL	<u>14,669</u>	<u>15,486</u>	<u>16,155</u>	<u>16,567</u>	<u>16,861</u>

APPENDIX "C"

TABLE IV

Regular Session Enrolment by Faculty and Sex*

1992-93

	Full-Time			Part-Time		
	Male	Female	Total	Male	Female	Total
University of Manitoba						
Agriculture	367	215	582	145	53	198
Architecture	257	244	501	30	55	85
Art, School of	98	108	206	43	95	138
Arts	2,025	2,274	4,299	1,942	2,033	3,975
Dental Hygiene	2	46	48	0	1	1
Dentistry	76	41	117	0	0	0
Education	352	934	1,286	370	984	1,354
Engineering	1,275	228	1,503	271	43	314
Human Ecology	40	421	461	18	198	216
Law	161	119	280	7	6	13
Management	709	418	1,127	282	184	466
Medical Rehabilitation	32	143	175	3	9	12
Medicine	306	233	539	16	56	72
Music	36	58	94	18	21	39
Nursing	37	311	348	28	403	431
Pharmacy	64	80	148	24	26	50
Phys.Ed./Rec.St.	119	170	289	94	102	196
Science	1,542	1,019	2,561	628	384	1,012
Social Work	45	203	248	61	192	253
Other	67	51	118	307	556	863
Sub-Total	<u>7,610</u>	<u>7,316</u>	<u>14,926</u>	<u>4,287</u>	<u>5,401</u>	<u>9,688</u>
University of Winnipeg						
Arts	756	894	1,650	1,499	2,214	3,713
Science	350	305	655	430	324	754
Education	61	220	281	51	157	208
Other	1	1	2	31	49	80
Sub-Total	<u>1,168</u>	<u>1,420</u>	<u>2,588</u>	<u>2,011</u>	<u>2,744</u>	<u>4,755</u>
Brandon University						
Arts	215	294	509	299	475	774
Science	186	159	345	181	347	528
Education	213	518	731	115	293	408
Music	25	46	71	12	18	30
General Studies	52	53	105	143	196	339
Sub-Total	<u>691</u>	<u>1,070</u>	<u>1,761</u>	<u>750</u>	<u>1,329</u>	<u>2,079</u>
Collège universitaire de Saint-Boniface						
Arts	74	139	213	31	60	91
Science	40	43	83	3	7	10
Education	50	157	207	43	92	135
Other	--	--	--	13	31	44
Sub-Total	<u>164</u>	<u>339</u>	<u>503</u>	<u>90</u>	<u>190</u>	<u>280</u>
TOTAL	<u>9,633</u>	<u>10,145</u>	<u>19,778</u>	<u>7,138</u>	<u>9,664</u>	<u>16,802</u>

* Does not include Joint Masters students.

APPENDIX "C"

TABLE V

Regular Session Undergraduate Enrolment by Faculty and Sex*

1992-93

	Full-Time			Part-Time		
	Male	Female	Total	Male	Female	Total
University of Manitoba						
Agriculture	259	144	403	117	41	218
Architecture	97	167	264	24	48	72
Art, School of	98	108	206	43	95	138
Arts	1,792	2,031	3,823	1,901	1,976	3,877
Dental Hygiene	2	46	48	0	1	1
Dentistry	63	34	97	0	0	0
Education	335	891	1,226	267	768	1,035
Engineering	1,001	189	1,190	215	39	254
Human Ecology	34	384	418	17	189	206
Law	160	118	278	6	6	12
Management	626	370	996	197	134	331
Medical Rehabilitation	32	140	172	2	5	7
Medicine	198	140	338	0	0	0
Music	36	58	94	18	21	39
Nursing	35	292	327	25	321	346
Pharmacy	60	79	139	23	26	49
Phys.Ed./Rec.St.	99	155	254	92	98	190
Science	1,347	954	2,301	607	377	984
Social Work	34	174	208	33	98	131
Other	11	12	23	302	541	843
Sub-Total	<u>6,319</u>	<u>6,486</u>	<u>12,805</u>	<u>3,889</u>	<u>4,784</u>	<u>8,673</u>
University of Winnipeg						
Arts	756	894	1,650	1,499	2,214	3,713
Science	350	305	655	430	324	754
Education	61	220	281	51	157	208
Other	1	1	2	23	46	69
Sub-Total	<u>1,168</u>	<u>1,420</u>	<u>2,588</u>	<u>2,003</u>	<u>2,741</u>	<u>4,744</u>
Brandon University						
Arts	215	294	509	299	475	774
Science	186	159	345	181	347	528
Education	213	518	731	103	280	383
Music	24	45	69	11	15	26
General Studies	52	53	105	143	196	339
Sub-Total	<u>690</u>	<u>1,069</u>	<u>1,759</u>	<u>737</u>	<u>1,313</u>	<u>2,050</u>
Collège universitaire de Saint-Boniface						
Arts	74	139	213	31	60	91
Science	40	43	83	3	7	10
Education	50	157	207	11	44	55
Other	0	0	0	13	31	44
Sub-Total	<u>164</u>	<u>339</u>	<u>503</u>	<u>58</u>	<u>142</u>	<u>200</u>
TOTAL	<u>8,341</u>	<u>9,314</u>	<u>17,655</u>	<u>6,687</u>	<u>8,980</u>	<u>15,667</u>

* Does not include Joint Masters students.

APPENDIX "C"

TABLE VI

Regular Session Graduate Enrolment by Faculty and Sex*

1992-93

	Full-Time			Part-Time		
	Male	Female	Total	Male	Female	Total
University of Manitoba						
Agriculture	108	71	179	28	12	40
Architecture	160	77	237	6	7	13
Art, School of	0	0	0	0	0	0
Arts	233	243	476	41	57	98
Dental Hygiene	0	0	0	0	0	0
Dentistry	13	7	20	0	0	0
Education	17	43	60	103	216	319
Engineering	274	39	313	56	4	60
Human Ecology	6	37	43	1	9	10
Law	1	1	2	1	0	1
Management	83	48	131	85	50	135
Medical Rehabilitation	0	3	3	1	4	5
Medicine	108	93	201	16	56	72
Music	0	0	0	0	0	0
Nursing	2	19	21	3	82	85
Pharmacy	4	1	5	1	0	1
Phys.Ed./Rec.St.	20	15	35	2	4	6
Science	195	65	260	21	7	28
Social Work	11	29	40	28	94	122
Other	56	39	95	5	15	20
Sub-Total	<u>1,291</u>	<u>830</u>	<u>2,121</u>	<u>398</u>	<u>617</u>	<u>1,015</u>
University of Winnipeg						
Arts	0	0	0	0	0	0
Science	0	0	0	0	0	0
Education	0	0	0	0	0	0
Other	0	0	0	8	3	11
Sub-Total	<u>0</u>	<u>0</u>	<u>0</u>	<u>8</u>	<u>3</u>	<u>11</u>
Brandon University						
Arts	0	0	0	0	0	0
Science	0	0	0	0	0	0
Education	0	0	0	12	13	25
Music	1	1	2	1	3	4
General Studies	0	0	0	0	0	0
Sub-Total	<u>1</u>	<u>1</u>	<u>2</u>	<u>13</u>	<u>16</u>	<u>29</u>
Collège universitaire de Saint-Boniface						
Arts	0	0	0	0	0	0
Science	0	0	0	0	0	0
Education	0	0	0	32	48	80
Other	0	0	0	0	0	0
Sub-Total	<u>0</u>	<u>0</u>	<u>0</u>	<u>32</u>	<u>48</u>	<u>80</u>
TOTAL	<u>1,292</u>	<u>831</u>	<u>2,123</u>	<u>451</u>	<u>684</u>	<u>1,135</u>

* Does not include Joint Masters students.

APPENDIX "C"

TABLE VII

Origins of Full-Time Canadian Students

1991-92

	<u>B.C.</u>	<u>Alta.</u>	<u>Sask.</u>	<u>Ont.</u>	<u>P.Q.</u>	<u>N.B.</u>	<u>P.E.I.</u>	<u>N.S.</u>	<u>Nfld.</u>	<u>Terri- tories</u>	<u>Other</u>	<u>Total</u>
University of Manitoba												
Agriculture	1	1	2	3	0	1	0	2	0	0	0	10
Architecture	15	47	35	36	0	0	0	0	0	0	0	133
Art, School of	1	2	3	8	0	0	0	0	0	1	0	15
Arts	22	33	47	191	8	4	0	4	1	6	1	317
Dental Hygiene	0	2	0	4	0	0	0	0	0	0	0	6
Dentistry	1	3	0	15	3	0	1	1	0	1	0	25
Education	7	3	19	90	1	2	1	1	0	0	0	124
Engineering	3	3	13	23	1	0	0	0	0	0	0	43
Graduate Studies	30	39	54	100	18	8	0	8	2	4	0	263
Human Ecology	3	6	12	10	0	1	0	0	0	0	0	32
Law	9	5	3	48	3	0	0	3	1	0	0	72
Management	3	3	10	33	2	0	0	0	0	0	0	51
Medical Rehab.	1	2	7	3	0	0	0	0	0	0	0	13
Medicine	1	2	2	11	0	1	0	0	0	0	1	18
Music	1	1	0	2	0	0	0	0	0	0	0	4
Nursing	1	4	3	9	0	0	0	1	0	0	0	18
Pharmacy	1	2	1	14	1	1	0	1	0	0	0	21
Phys.Ed./Rec.St.	3	9	1	15	0	0	0	1	0	0	0	29
Science	10	10	18	49	2	0	0	1	1	1	3	95
Social Work	0	0	2	5	0	1	0	0	0	0	0	8
Other	<u>0</u>	<u>0</u>	<u>0</u>	<u>3</u>	<u>0</u>	<u>0</u>	<u>0</u>	<u>0</u>	<u>0</u>	<u>0</u>	<u>0</u>	<u>3</u>
Sub-Total	<u>113</u>	<u>177</u>	<u>232</u>	<u>672</u>	<u>39</u>	<u>19</u>	<u>2</u>	<u>23</u>	<u>5</u>	<u>13</u>	<u>5</u>	<u>1,300</u>
University of Winnipeg*												
Arts												
Science												
Education												
Other												
Sub-Total	<u>7</u>	<u>15</u>	<u>8</u>	<u>31</u>	<u>3</u>	<u>1</u>	<u>1</u>	<u>1</u>	<u>1</u>	<u>1</u>	<u>0</u>	<u>69</u>
Brandon University												
Arts	1	2	22	9	0	0	0	0	0	0	0	34
Education	2	2	49	41	0	0	0	0	0	2	0	96
General Studies	0	1	7	2	0	0	0	0	0	0	0	10
Music	3	0	9	0	0	0	0	0	1	0	0	13
Science	<u>2</u>	<u>4</u>	<u>16</u>	<u>6</u>	<u>0</u>	<u>0</u>	<u>0</u>	<u>1</u>	<u>0</u>	<u>0</u>	<u>0</u>	<u>29</u>
Sub-Total	<u>8</u>	<u>9</u>	<u>103</u>	<u>58</u>	<u>0</u>	<u>0</u>	<u>0</u>	<u>1</u>	<u>1</u>	<u>2</u>	<u>0</u>	<u>182</u>
Collège universitaire de Saint-Boniface												
Arts	0	2	2	2	7	0	0	0	0	1	0	14
Education	2	0	2	1	9	0	0	0	0	1	0	15
Science	<u>0</u>	<u>0</u>	<u>0</u>	<u>0</u>	<u>1</u>	<u>0</u>	<u>0</u>	<u>0</u>	<u>0</u>	<u>0</u>	<u>0</u>	<u>1</u>
Sub-Total	<u>2</u>	<u>2</u>	<u>4</u>	<u>3</u>	<u>17</u>	<u>0</u>	<u>0</u>	<u>0</u>	<u>0</u>	<u>2</u>	<u>0</u>	<u>30</u>
TOTAL	<u>130</u>	<u>203</u>	<u>347</u>	<u>764</u>	<u>59</u>	<u>20</u>	<u>3</u>	<u>25</u>	<u>7</u>	<u>18</u>	<u>5</u>	<u>1,581</u>

* Faculty breakdown unavailable.

APPENDIX "C"

TABLE VIII

Origins of Full-Time Canadian Students

1992-93

	B.C.	Alta.	Sask.	Ont.	P.O.	N.B.	P.E.I.	N.S.	Nfld.	Terri- tories	Other	Total
University of Manitoba												
Agriculture	1	2	1	3	0	0	0	0	0	0	0	7
Architecture	12	35	30	19	2	0	0	0	0	0	0	98
Art, School of	1	1	3	10	0	0	0	0	0	1	0	16
Arts	36	29	53	166	5	3	0	4	3	4	0	303
Dental Hygiene	3	6	0	4	0	0	0	1	0	0	0	14
Dentistry	2	5	0	11	2	0	1	1	0	1	0	23
Education	4	4	19	79	0	2	0	1	0	1	0	110
Engineering	3	6	16	16	1	0	0	1	0	0	0	43
Graduate Studies	34	52	67	114	11	7	0	11	2	3	0	301
Human Ecology	3	5	9	9	0	1	0	0	0	0	0	27
Law	14	8	1	61	2	0	0	5	1	0	0	92
Management	5	4	7	25	2	0	0	0	0	1	0	44
Medical Rehab.	1	1	8	6	0	0	0	0	0	0	0	16
Medicine	4	3	2	11	0	0	0	0	0	0	0	20
Music	2	0	2	0	0	0	0	0	0	0	0	4
Nursing	3	5	4	8	0	0	0	1	0	1	0	22
Pharmacy	1	0	0	9	0	1	0	0	0	0	0	11
Phys.Ed./Rec.St.	1	5	4	13	0	0	0	1	0	0	0	24
Science	6	18	17	59	4	0	0	3	0	1	0	108
Social Work	0	2	1	5	0	1	0	0	0	0	0	9
Other	0	0	0	1	0	0	0	0	0	0	0	1
Sub-Total	<u>136</u>	<u>191</u>	<u>244</u>	<u>629</u>	<u>29</u>	<u>15</u>	<u>1</u>	<u>29</u>	<u>6</u>	<u>13</u>	<u>0</u>	<u>1,293</u>
University of Winnipeg*												
Arts												
Science												
Education												
Other												
Sub-Total	<u>8</u>	<u>15</u>	<u>5</u>	<u>30</u>	<u>3</u>	<u>0</u>	<u>0</u>	<u>3</u>	<u>1</u>	<u>1</u>	<u>6</u>	<u>72</u>
Brandon University												
Arts	4	5	26	7	0	0	0	0	0	0	0	42
Education	4	2	63	19	0	0	0	0	0	2	0	90
General Studies	2	4	9	4	0	0	0	0	0	1	0	20
Music	1	1	8	4	0	0	0	2	1	0	0	17
Science	<u>2</u>	<u>0</u>	<u>19</u>	<u>6</u>	<u>0</u>	<u>1</u>	<u>0</u>	<u>0</u>	<u>0</u>	<u>1</u>	<u>0</u>	<u>29</u>
Sub-Total	<u>13</u>	<u>12</u>	<u>125</u>	<u>40</u>	<u>0</u>	<u>1</u>	<u>0</u>	<u>2</u>	<u>1</u>	<u>4</u>	<u>0</u>	<u>198</u>
Collège universitaire de Saint-Boniface												
Arts	1	1	4	3	7	0	0	0	0	0	0	16
Education	1	0	1	2	9	0	0	0	0	1	0	14
Science	<u>0</u>	<u>0</u>	<u>0</u>	<u>0</u>	<u>3</u>	<u>0</u>	<u>0</u>	<u>0</u>	<u>0</u>	<u>0</u>	<u>0</u>	<u>3</u>
Sub-Total	<u>2</u>	<u>1</u>	<u>5</u>	<u>5</u>	<u>19</u>	<u>0</u>	<u>0</u>	<u>0</u>	<u>0</u>	<u>1</u>	<u>0</u>	<u>33</u>
TOTAL	<u>159</u>	<u>219</u>	<u>379</u>	<u>704</u>	<u>51</u>	<u>16</u>	<u>1</u>	<u>34</u>	<u>8</u>	<u>19</u>	<u>6</u>	<u>1,596</u>

* Faculty breakdown unavailable.

APPENDIX "C"

TABLE IX

Origins of Full-Time Foreign Students*

1991-92

	<u>U.S.A.</u>	<u>Other Americas</u>	<u>U.K. & Eire</u>	<u>Other Europe</u>	<u>Africa</u>	<u>Hong Kong</u>	<u>Other Asia</u>	<u>Middle East</u>	<u>Oceania</u>	<u>Other</u>	<u>Total</u>
University of Manitoba											
Agriculture	3	2	3	10	6	8	5	0	1	0	38
Architecture	2	2	6	2	0	11	3	0	0	0	26
Art, School of	3	2	0	1	2	1	2	0	1	0	12
Arts	26	15	20	28	12	88	44	2	3	0	238
Dental Hygiene	2	1	1	1	0	0	0	0	0	0	5
Dentistry	0	0	1	2	0	1	0	1	0	0	5
Education	13	2	4	10	1	4	7	1	0	0	42
Engineering	0	10	6	9	14	48	55	12	0	0	154
Graduate Studies	40	23	20	51	104	64	344	20	7	2	675
Human Ecology	1	3	1	4	0	32	8	0	1	0	50
Law	0	0	0	1	2	0	1	0	0	0	4
Management	2	7	5	8	1	42	20	0	0	0	85
Medical Rehab.	1	0	1	2	0	0	0	0	0	0	4
Medicine	4	0	0	2	1	2	2	0	0	0	11
Music	2	0	1	0	0	0	2	0	0	0	5
Nursing	1	1	0	1	1	8	3	0	0	0	15
Pharmacy	1	0	0	0	1	1	6	0	0	0	9
Phys. Ed./Rec.St.	1	0	0	0	1	2	0	0	0	0	4
Science	8	12	9	19	18	157	89	9	0	0	321
Social Work	2	3	1	6	0	2	3	0	0	0	17
Other	0	0	0	0	0	0	0	0	0	0	0
Sub-Total	<u>112</u>	<u>83</u>	<u>79</u>	<u>157</u>	<u>164</u>	<u>471</u>	<u>594</u>	<u>45</u>	<u>13</u>	<u>2</u>	<u>1,720</u>
University of Winnipeg**											
Arts											
Science											
Education											
Sub-Total	<u>19</u>	<u>28</u>	<u>11</u>	<u>20</u>	<u>16</u>	<u>236</u>	<u>90</u>	<u>10</u>	<u>1</u>	<u>57</u>	<u>488</u>
Brandon University											
Arts	3	0	2	2	0	4	13	0	0	0	24
Education	2	0	0	1	0	1	0	0	0	0	4
General Studies	2	0	0	0	0	0	0	0	0	0	2
Music	0	0	0	0	0	0	1	0	0	0	1
Science	<u>1</u>	<u>0</u>	<u>2</u>	<u>2</u>	<u>0</u>	<u>4</u>	<u>14</u>	<u>1</u>	<u>0</u>	<u>0</u>	<u>24</u>
Sub-Total	<u>8</u>	<u>0</u>	<u>4</u>	<u>5</u>	<u>0</u>	<u>9</u>	<u>28</u>	<u>1</u>	<u>0</u>	<u>0</u>	<u>55</u>
Collège universitaire de Saint-Boniface											
Arts	0	0	0	3	4	0	1	0	0	0	8
Education	0	1	0	6	2	0	0	0	0	0	9
Science	<u>0</u>	<u>0</u>	<u>0</u>	<u>2</u>	<u>6</u>	<u>0</u>	<u>0</u>	<u>0</u>	<u>0</u>	<u>0</u>	<u>8</u>
Sub-Total	<u>0</u>	<u>1</u>	<u>0</u>	<u>11</u>	<u>12</u>	<u>0</u>	<u>1</u>	<u>0</u>	<u>0</u>	<u>0</u>	<u>25</u>
TOTAL	<u>139</u>	<u>112</u>	<u>94</u>	<u>193</u>	<u>192</u>	<u>716</u>	<u>713</u>	<u>56</u>	<u>14</u>	<u>59</u>	<u>2,288</u>

* Includes students who are permanent residents and those on student visas.

** Faculty breakdown unavailable.

APPENDIX "C"

TABLE X

Origins of Full-Time Foreign Students*

1992-93

	<u>U.S.A.</u>	<u>Other Americas</u>	<u>U.K. & Eire</u>	<u>Other Europe</u>	<u>Africa</u>	<u>Hong Kong</u>	<u>Other Asia</u>	<u>Middle East</u>	<u>Oceania</u>	<u>Other</u>	<u>Total</u>
University of Manitoba											
Agriculture	1	4	1	7	4	7	9	0	0	0	33
Architecture	1	1	3	1	0	11	2	0	0	0	19
Art, School of	2	0	0	2	4	3	1	0	0	0	12
Arts	11	15	20	25	7	111	53	2	2	0	246
Dental Hygiene	1	1	1	0	0	0	0	0	0	0	3
Dentistry	1	0	1	2	0	1	1	1	0	0	7
Education	9	3	5	7	2	1	2	0	0	1	30
Engineering	2	15	6	15	16	35	66	16	0	0	171
Graduate Studies	42	33	25	53	104	49	355	25	5	4	695
Human Ecology	3	2	2	2	2	43	10	0	0	0	64
Law	0	1	0	1	1	1	1	0	0	0	5
Management	2	2	1	8	2	42	21	0	0	0	78
Medical Rehab.	1	0	1	1	0	0	0	0	0	0	3
Medicine	4	1	2	3	3	1	1	1	0	0	16
Music	0	0	0	2	0	1	2	0	0	0	5
Nursing	1	3	2	3	1	10	5	0	0	0	25
Pharmacy	0	1	0	0	2	1	6	2	0	0	14
Phys. Ed./Rec.St.	1	0	0	1	1	2	0	0	0	0	5
Science	3	8	6	23	11	154	104	7	1	0	317
Social Work	0	3	2	2	1	5	2	0	0	0	13
Other	0	1	0	0	1	0	1	0	0	0	3
Sub total	<u>85</u>	<u>94</u>	<u>78</u>	<u>158</u>	<u>162</u>	<u>476</u>	<u>642</u>	<u>54</u>	<u>8</u>	<u>7</u>	<u>1,764</u>
University of Winnipeg**											
Arts											
Science											
Education											
Sub Total	<u>16</u>	<u>19</u>	<u>13</u>	<u>24</u>	<u>24</u>	<u>257</u>	<u>107</u>	<u>16</u>	<u>2</u>	<u>17</u>	<u>495</u>
Brandon University											
Arts	1	1	2	5	3	10	15	0	0	0	37
Education	4	0	0	0	3	1	0	0	0	0	8
General Studies	0	0	0	0	0	0	0	0	0	0	0
Music	0	0	0	0	0	0	0	0	0	0	0
Science	<u>1</u>	<u>0</u>	<u>0</u>	<u>1</u>	<u>0</u>	<u>3</u>	<u>9</u>	<u>0</u>	<u>0</u>	<u>0</u>	<u>14</u>
Sub total	<u>6</u>	<u>1</u>	<u>2</u>	<u>6</u>	<u>6</u>	<u>14</u>	<u>24</u>	<u>0</u>	<u>0</u>	<u>0</u>	<u>59</u>
Collège universitaire de Saint-Boniface											
Arts	0	0	0	5	7	0	2	0	0	1	15
Education	0	0	0	6	0	0	1	0	0	0	7
Science	<u>0</u>	<u>0</u>	<u>0</u>	<u>2</u>	<u>3</u>	<u>0</u>	<u>0</u>	<u>0</u>	<u>0</u>	<u>0</u>	<u>5</u>
Sub Total	<u>0</u>	<u>0</u>	<u>13</u>	<u>10</u>	<u>0</u>	<u>3</u>	<u>0</u>	<u>0</u>	<u>0</u>	<u>1</u>	<u>27</u>
TOTAL	<u>107</u>	<u>114</u>	<u>93</u>	<u>201</u>	<u>202</u>	<u>747</u>	<u>776</u>	<u>70</u>	<u>10</u>	<u>25</u>	<u>2,345</u>

* Includes students who are permanent residents and those on student visas.

** Faculty breakdown unavailable.

APPENDIX "C"

TABLE XI

Origins of Full-Time Visa Students

1991-92

	<u>U.S.A.</u>	<u>Other Americas</u>	<u>U.K. & Eire</u>	<u>Other Europe</u>	<u>Africa</u>	<u>Hong Kong</u>	<u>Other Asia</u>	<u>Middle East</u>	<u>Oceania</u>	<u>Other</u>	<u>Total</u>
University of Manitoba											
Agriculture	0	1	0	0	5	7	3	0	1	0	17
Architecture	0	1	0	0	0	7	3	0	0	0	11
Art, School of	1	2	0	1	1	1	1	0	0	0	7
Arts	7	5	0	11	4	81	41	2	1	0	152
Dental Hygiene	0	0	0	0	0	0	0	0	0	0	0
Dentistry	0	0	0	1	0	0	0	0	0	0	1
Education	1	0	0	0	1	4	3	0	0	0	9
Engineering	0	0	1	0	4	42	26	0	0	0	73
Graduate Studies	11	17	5	20	91	51	212	15	6	0	428
Human Ecology	0	2	0	1	0	31	8	0	0	0	42
Law	0	0	0	0	0	0	0	0	0	0	0
Management	0	3	0	3	0	37	13	0	0	0	56
Medical Rehab.	0	0	0	0	0	0	0	0	0	0	0
Medicine	2	0	0	2	0	0	0	0	0	0	4
Music	2	0	0	0	0	0	2	0	0	0	4
Nursing	0	1	0	0	0	7	1	0	0	0	9
Pharmacy	0	0	0	0	0	0	1	0	0	0	1
Phys.Ed./Rec.St.	0	0	0	0	0	2	0	0	0	0	2
Science	1	4	1	4	6	143	52	1	0	0	212
Social Work	0	0	0	0	0	2	0	0	0	0	2
Other	<u>0</u>	<u>0</u>	<u>0</u>	<u>0</u>	<u>0</u>	<u>0</u>	<u>0</u>	<u>0</u>	<u>0</u>	<u>0</u>	<u>0</u>
Sub-Total	<u>25</u>	<u>36</u>	<u>7</u>	<u>43</u>	<u>112</u>	<u>415</u>	<u>366</u>	<u>18</u>	<u>8</u>	<u>0</u>	<u>1,030</u>
University of Winnipeg*											
Arts											
Science											
Education											
Other											
Sub-Total	<u>3</u>	<u>14</u>	<u>1</u>	<u>4</u>	<u>6</u>	<u>226</u>	<u>72</u>	<u>1</u>	<u>1</u>	<u>31</u>	<u>359</u>
Brandon University											
Arts	3	0	2	2	0	4	13	0	0	0	24
Education	1	0	0	0	0	1	0	0	0	0	2
General Studies	2	0	0	0	0	0	0	0	0	0	2
Music	0	0	0	0	0	0	1	0	0	0	1
Science	<u>1</u>	<u>0</u>	<u>2</u>	<u>1</u>	<u>0</u>	<u>3</u>	<u>13</u>	<u>1</u>	<u>0</u>	<u>0</u>	<u>21</u>
Sub-Total	<u>7</u>	<u>0</u>	<u>4</u>	<u>3</u>	<u>0</u>	<u>8</u>	<u>27</u>	<u>1</u>	<u>0</u>	<u>0</u>	<u>50</u>
Collège universitaire de Saint-Boniface											
Arts	0	0	0	0	2	0	0	0	0	0	2
Education	0	1	0	2	0	0	0	0	0	0	3
Science	<u>0</u>	<u>0</u>	<u>0</u>	<u>1</u>	<u>6</u>	<u>0</u>	<u>0</u>	<u>0</u>	<u>0</u>	<u>0</u>	<u>7</u>
Sub-Total	<u>0</u>	<u>1</u>	<u>0</u>	<u>3</u>	<u>8</u>	<u>0</u>	<u>0</u>	<u>0</u>	<u>0</u>	<u>0</u>	<u>12</u>
TOTAL	<u>35</u>	<u>51</u>	<u>12</u>	<u>53</u>	<u>126</u>	<u>649</u>	<u>465</u>	<u>20</u>	<u>9</u>	<u>31</u>	<u>1,451</u>

* Faculty breakdown unavailable.

APPENDIX "C"

TABLE XII

Origins of Full-Time Visa Students

1992-93

	<u>U.S.A.</u>	<u>Other Americas</u>	<u>U.K. & Eire</u>	<u>Other Europe</u>	<u>Africa</u>	<u>Hong Kong</u>	<u>Other Asia</u>	<u>Middle East</u>	<u>Oceania</u>	<u>Other</u>	<u>Total</u>
University of Manitoba											
Agriculture	0	1	0	0	3	6	8	0	0	0	18
Architecture	0	0	0	0	0	8	2	0	0	0	10
Art, School of	0	0	0	2	2	3	1	0	0	0	8
Arts	3	5	0	10	5	99	45	1	1	0	169
Dental Hygiene	0	0	0	0	0	0	0	0	0	0	0
Dentistry	0	0	0	0	0	0	0	0	0	0	0
Education	0	0	0	0	2	1	0	0	0	1	4
Engineering	0	0	1	1	5	26	27	1	0	0	61
Graduate Studies	9	21	3	24	96	32	218	21	5	0	429
Human Ecology	0	2	0	1	1	37	10	0	0	0	51
Law	0	0	0	0	1	0	0	0	0	0	1
Management	0	0	0	3	1	37	10	0	0	0	51
Medical Rehab.	0	0	0	0	0	0	0	0	0	0	0
Medicine	1	1	2	3	0	0	0	0	0	0	7
Music	0	0	0	0	0	1	2	0	0	0	3
Nursing	0	1	0	1	0	8	2	0	0	0	12
Pharmacy	0	0	0	0	0	0	0	0	0	2	2
Phys. Ed./Rec.St.	0	0	0	0	0	1	0	0	0	0	1
Science	0	4	1	4	5	138	64	1	0	0	217
Social Work	0	0	0	0	0	3	0	0	0	0	3
Other	<u>0</u>	<u>1</u>	<u>0</u>	<u>0</u>	<u>0</u>	<u>0</u>	<u>0</u>	<u>0</u>	<u>0</u>	<u>0</u>	<u>1</u>
Sub total	<u>13</u>	<u>36</u>	<u>7</u>	<u>49</u>	<u>121</u>	<u>400</u>	<u>389</u>	<u>24</u>	<u>6</u>	<u>3</u>	<u>1,048</u>
University of Winnipeg*											
Arts											
Science											
Education											
Other	<u>1</u>	<u>8</u>	<u>1</u>	<u>5</u>	<u>5</u>	<u>242</u>	<u>88</u>	<u>2</u>	<u>1</u>	<u>8</u>	<u>361</u>
Sub-Total	<u>1</u>	<u>8</u>	<u>1</u>	<u>5</u>	<u>5</u>	<u>242</u>	<u>88</u>	<u>2</u>	<u>1</u>	<u>8</u>	<u>361</u>
Brandon University											
Arts	1	1	2	4	3	10	15	0	0	0	36
Education	1	0	0	0	3	1	0	0	0	0	5
General Studies	0	0	0	0	0	0	0	0	0	0	0
Music	0	0	0	0	0	0	0	0	0	0	0
Science	1	0	0	0	0	3	9	0	0	0	13
Other	<u>0</u>	<u>0</u>	<u>0</u>	<u>0</u>	<u>0</u>	<u>0</u>	<u>0</u>	<u>0</u>	<u>0</u>	<u>0</u>	<u>0</u>
Sub total	<u>3</u>	<u>1</u>	<u>2</u>	<u>4</u>	<u>6</u>	<u>14</u>	<u>24</u>	<u>0</u>	<u>0</u>	<u>0</u>	<u>54</u>
College universitaire de Saint-Boniface											
Arts	0	0	0	1	3	0	2	0	0	1	7
Education	0	0	0	2	0	0	0	0	0	0	2
Science	<u>0</u>	<u>0</u>	<u>0</u>	<u>1</u>	<u>3</u>	<u>0</u>	<u>0</u>	<u>0</u>	<u>0</u>	<u>0</u>	<u>4</u>
Sub Total	<u>0</u>	<u>0</u>	<u>0</u>	<u>4</u>	<u>6</u>	<u>0</u>	<u>2</u>	<u>0</u>	<u>0</u>	<u>1</u>	<u>13</u>
TOTAL	<u>17</u>	<u>45</u>	<u>10</u>	<u>62</u>	<u>138</u>	<u>656</u>	<u>503</u>	<u>26</u>	<u>7</u>	<u>12</u>	<u>1,476</u>

* Faculty breakdown unavailable.

APPENDIX "C"

TABLE XIII

Regular Session Foreign Student Enrolment by Faculty

1992-93

	<u>Visa Students</u>			<u>Permanent Residents</u>		
	<u>F.T.</u>	<u>P.T.</u>	<u>Total</u>	<u>F.T.</u>	<u>P.T.</u>	<u>Total</u>
<u>University of Manitoba</u>						
Agriculture	18	3	21	15	11	26
Architecture	10	0	10	9	3	12
Art, School of	8	3	11	4	5	9
Arts	169	45	214	77	96	173
Dental Hygiene	0	0	0	3	0	3
Dentistry	0	0	0	7	0	7
Education	4	8	12	26	39	65
Engineering	61	8	69	110	22	132
Graduate Studies	429	21	450	266	100	366
Human Ecology	51	10	61	13	7	20
Law	1	0	1	4	1	5
Management	51	18	69	27	12	39
Medical Rehabilitation	0	0	0	3	2	5
Medicine	7	0	7	9	0	9
Music	3	1	4	2	1	3
Nursing	12	4	16	13	12	25
Pharmacy	2	5	7	12	3	15
Phys.Ed./Rec.St.	1	0	1	4	6	10
Science	217	45	262	100	59	159
Social Work	3	1	4	10	2	12
Other	<u>1</u>	<u>12</u>	<u>13</u>	<u>2</u>	<u>34</u>	<u>36</u>
Sub-Total	<u>1,048</u>	<u>184</u>	<u>1,232</u>	<u>716</u>	<u>415</u>	<u>1,131</u>
<u>University of Winnipeg*</u>						
Arts						
Science						
Education						
Other						
Sub-Total	<u>361</u>	<u>292</u>	<u>653</u>	<u>134</u>	<u>371</u>	<u>505</u>
<u>Brandon University</u>						
Arts	36	19	55	1	2	3
Science	13	17	30	1	1	2
Education	5	0	5	3	3	6
Music	0	2	2	0	0	0
General Studies	<u>0</u>	<u>2</u>	<u>2</u>	<u>0</u>	<u>2</u>	<u>2</u>
Sub-Total	<u>54</u>	<u>40</u>	<u>94</u>	<u>5</u>	<u>8</u>	<u>13</u>
<u>Collège universitaire de Saint-Boniface</u>						
Arts	7	3	10	8	6	14
Science	4	1	5	1	1	2
Education	2	1	3	5	3	8
Other	<u>0</u>	<u>0</u>	<u>0</u>	<u>0</u>	<u>2</u>	<u>2</u>
Sub-Total	<u>13</u>	<u>5</u>	<u>18</u>	<u>14</u>	<u>12</u>	<u>26</u>
TOTAL	<u>1,476</u>	<u>521</u>	<u>1,997</u>	<u>869</u>	<u>806</u>	<u>1,675</u>

* Faculty breakdown unavailable.

APPENDIX "C"
TABLE XIV

Course/Section Size - Enrolments 1992-93!
(Does Not Include Tutorials and Laboratories)²

Faculty/ School/ Institute	Course/Section Size less than 10		Course/Section Size of 10 to 19		Course/Section Size of 20 to 49		Course/Section Size of 50 to 99		Course/Section Size of 100 or more		Total Crs./ Secns.
	Number	% of Total # of Class/Sections	Number	% of Total # of Class/Sections	Number	% of Total # of Class/Sections	Number	% of Total # of Class/Sections	Number	% of Total # of Class/Sections	
<u>University of Manitoba</u>											
Agriculture	54	33.1	47	28.8	41	25.2	20	12.3	1	0.6	163
Architecture	20	24.7	14	17.3	19	23.5	28	34.6	0	0.0	81
Art, School of	7	10.8	32	49.2	22	33.8	3	4.6	1	1.6	65
Arts	119	15.1	130	16.5	261	33.2	182	23.1	95	12.1	787
Dental Hygiene	0	0.0	0	0.0	18	100.0	0	0.0	0	0.0	18
Dentistry	0	0.0	0	0.0	57	100.0	0	0.0	0	0.0	57
Education	48	16.7	75	26.0	162	56.3	1	0.3	2	0.7	288
Engineering	20	11.2	42	23.5	48	26.8	57	31.8	12	6.7	179
Human Ecology	10	13.0	18	23.4	30	39.0	7	9.1	12	15.6	77
Law	7	8.4	18	21.7	49	59.0	9	10.8	0	0.0	83
Management	2	0.9	9	4.1	104	47.7	103	47.2	0	0.0	218
Medical Rehab.	0	0.0	0	0.0	30	78.9	8	21.1	0	0.0	38
Medicine ¹	2	33.3	0	0.0	3	50.0	1	16.7	0	0.0	6
Music	20	31.7	14	22.2	28	44.4	1	1.6	0	0.0	63
Nat. Res. Inst.	0	0.0	1	100.0	0	0.0	0	0.0	0	0.0	1
Nursing	0	0.0	6	9.8	29	47.5	26	42.6	0	0.0	61
Pharmacy	0	0.0	0	0.0	21	87.5	3	12.5	0	0.0	24
Phys. Ed./Rec. St.	7	7.3	10	10.4	58	60.4	17	17.7	4	4.2	96
Science	72	16.0	73	16.3	92	20.5	85	18.9	127	28.3	449
Social Work	3	7.0	17	39.5	16	37.2	7	16.3	0	0.0	43
Univ. Total	391	14.0	506	18.1	1,088	38.9	558	19.9	254	9.1	2,797

1. This includes courses 040-699. Does not include Post-Graduate Medical Education Students. (Formerly known as Interns and Residents).
2. Except where they count as credit.
3. Service course only.

APPENDIX "C"
TABLE XIV

Course/Section Size - Enrollments 1992-93
(Does Not Include Tutorials and Laboratories)

Faculty/ School/ Institute	Course/Section Size less than 10		Course/Section Size of 10 to 19		Course/Section Size of 20 to 49		Course/Section Size of 50 to 99		Course/Section Size of 100 or more		Total Crns./ Secns.
	Number	% of Total # of Class/Sections	Number	% of Total # of Class/Sections	Number	% of Total # of Class/Sections	Number	% of Total # of Class/Sections	Number	% of Total # of Class/Sections	
University of Winnipeg											
Arts & Science	118	13.2	202	22.6	386	43.1	173	19.3	16	1.8	895
Education	23	35.9	14	21.9	24	37.5	3	4.7	0	0.0	64
Univ. Total	141	14.7	216	21.5	410	42.8	176	18.4	16	1.7	959
Brandon University											
Arts	70	23.8	78	26.5	96	32.7	47	16.0	3	1.0	294
Science	106	37.2	57	20.0	59	20.7	35	12.3	28	9.8	285
Education	40	19.2	30	14.4	119	57.2	15	7.2	4	1.9	208
Music	121	62.7	29	15.0	37	19.2	6	3.1	0	0.0	193
Univ. Total	337	34.4	194	19.8	311	31.7	103	10.5	35	3.6	980
Collège Universitaire de Saint-Boniface											
Arts	42	43.8	27	28.1	21	21.9	6	6.3	0	0.0	96
Science	15	30.6	18	36.7	16	32.6	0	0.0	0	0.0	49
Education	56	49.6	31	27.4	20	17.7	6	5.3	0	0.0	113
College Total	113	43.8	76	29.5	57	22.1	12	4.7	0	0.0	258
Grand Total - All Institutions	982	19.7	992	19.9	1,866	37.4	849	17.0	305	6.1	4,994

Percentages may not total to 100.0 due to rounding.

APPENDIX "D"

Statistics on Degrees Granted

APPENDIX "D"

TABLE I

Graduates by Faculty

1991-92

	<u>Bachelors</u>	<u>Masters</u>	<u>Ph.D.</u>	<u>M.D./ D.D.M.</u>	<u>Certificate /Diploma</u>	<u>Total</u>
<u>University of Manitoba*</u>						
Agriculture	81	30	3	0	59	173
Architecture	86	38	0	0	0	124
Art, School of	55	0	0	0	5	60
Arts	968	79	26	0	3	1,076
Dental Hygiene	0	0	0	0	25	25
Dentistry	1	3	0	24	1	29
Education	639	81	0	0	0	720
Engineering	173	44	13	0	0	230
Human Ecology	141	14	0	0	0	155
Law	86	0	0	0	0	86
Management	307	51	0	0	18	376
Medical Rehab.	54	0	0	0	0	54
Medicine	31	16	15	77	0	139
Music	23	0	0	0	0	23
Natural Resource Inst.	0	13	0	0	0	13
Nursing	113	15	0	0	0	128
Pharmacy	53	2	0	0	0	55
Physical Ed. /Rec. St.	99	2	0	0	0	101
Public Affairs	0	11	0	0	0	11
Science	415	55	18	0	0	488
Social Work	100	24	0	0	0	124
Other	0	2	9	0	0	11
Sub-Total	<u>3,425</u>	<u>480</u>	<u>84</u>	<u>101</u>	<u>111</u>	<u>4,201</u>
<u>University of Winnipeg</u>						
Arts	695	3	0	0	0	698
Science	140	0	0	0	0	140
Education	183	0	0	0	57	240
Public Affairs	0	3	0	0	0	3
Other	0	8	0	0	26	34
Sub-Total	<u>1,018</u>	<u>14</u>	<u>0</u>	<u>0</u>	<u>83</u>	<u>1,115</u>
<u>Brandon University</u>						
Arts	96	0	0	0	0	96
Education	232	6	0	0	0	238
General Studies	59	0	0	0	0	59
Music	22	3	0	0	0	25
Science	81	0	0	0	0	81
Sub-Total	<u>490</u>	<u>9</u>	<u>0</u>	<u>0</u>	<u>0</u>	<u>499</u>
TOTAL	<u>4,933</u>	<u>503</u>	<u>84</u>	<u>101</u>	<u>194</u>	<u>5,815</u>

* Includes Collège universitaire de Saint-Boniface.

APPENDIX "D"

TABLE II

Graduates by Faculty

1992-93

	<u>Bachelors</u>	<u>Masters</u>	<u>Ph.D.</u>	<u>M.D./ D.D.M.</u>	<u>Certificate / Diploma</u>	<u>Total</u>
University of Manitoba*						
Agriculture	98	50	10	0	45	203
Architecture	72	46	0	0	0	118
Art, School of	56	0	0	0	3	59
Arts	1,039	67	23	0	1	1,130
Dental Hygiene	0	0	0	0	23	23
Dentistry	4	7	0	28	0	39
Education	486	74	2	0	159	721
Engineering	202	60	17	0	0	279
Human Ecology	121	4	0	0	0	125
Law	78	3	0	0	0	81
Management	331	81	0	0	16	428
Medical Rehab.	58	4	0	0	0	62
Medicine	33	18	13	81	0	145
Music	26	0	0	0	0	26
Natural Resource Inst.	0	17	0	0	0	17
Nursing	130	10	0	0	0	140
Pharmacy	48	0	0	0	0	48
Physical Ed. /Rec. St.	98	4	0	0	0	102
Science	406	34	11	0	0	451
Social Work	93	23	0	0	0	116
Other	0	15	8	0	0	23
Sub-Total	<u>3,379</u>	<u>517</u>	<u>84</u>	<u>109</u>	<u>247</u>	<u>4,336</u>
University of Winnipeg						
Arts	685	1	0	0	0	686
Science	104	0	0	0	0	104
Education	163	0	0	0	31	194
Public Administration	0	1	0	0	0	1
Other	0	12	0	0	44	56
Sub-Total	<u>952</u>	<u>14</u>	<u>0</u>	<u>0</u>	<u>75</u>	<u>1,041</u>
Brandon University						
Arts	109	0	0	0	0	109
Education	276	4	0	0	0	280
General Studies	42	0	0	0	0	42
Music	15	2	0	0	0	17
Science	93	0	0	0	0	93
Sub-Total	<u>535</u>	<u>6</u>	<u>0</u>	<u>0</u>	<u>0</u>	<u>541</u>
TOTAL	<u>4,866</u>	<u>537</u>	<u>84</u>	<u>109</u>	<u>322</u>	<u>5,918</u>

* Includes Collège universitaire de Saint-Boniface.

APPENDIX "E"
Operating and Capital Grant
Expenditures for Fiscal Year 1992-93

APPENDIX "E"
UNIVERSITIES GRANTS COMMISSION
PROVINCE OF MANITOBA
1992/93 Expenditures (Compared to 1991/92)

	<u>1992/93</u>	<u>1991/92</u>
1. ORIGINAL VOTE		
(a) Administration, Operating & Access	\$207,583,100	\$201,584,800
(b) Capital	<u>12,419,500</u>	<u>11,900,000</u>
	\$220,002,600	\$213,484,800
 Loan Act - 1989	 <u>2,921,442</u>	 <u>7,469,148</u>
Total	<u>\$222,924,042</u>	<u>\$220,953,948</u>
 2. OPERATING & ADMINISTRATION EXPENDITURES		
(a) <u>Universities Grants Commission</u>	\$ <u>360,331</u>	\$ <u>349,408</u>
(b) <u>Operating Grants</u>		
Operating		
University of Manitoba	\$158,327,400	\$155,050,339
University of Winnipeg	22,345,474	21,627,265
Brandon University	14,527,317	14,150,649
C.U.S.B.	4,257,138	4,071,444
Other	<u>129,297</u>	<u>357,496</u>
	\$199,586,626	\$195,257,193
First Claims		
University of Manitoba	\$ 1,932,314	\$ 1,315,135
University of Winnipeg	40,054	40,054
Brandon University	216,588	216,600
C.U.S.B.	<u>0</u>	<u>0</u>
	\$ 2,188,956	\$ 1,571,789
Pay Equity		
University of Manitoba	\$ 620,000	\$ 1,240,000
University of Winnipeg	75,000	150,000
Brandon University	77,500	155,000
C.U.S.B.	<u>13,000</u>	<u>26,000</u>
	\$ 785,500	\$ 1,571,000

APPENDIX "E"
UNIVERSITIES GRANTS COMMISSION
PROVINCE OF MANITOBA
1992/93 Expenditures (Compared to 1991/92)

	<u>1992/93</u>	<u>1991/92</u>
(b) Operating Grants - continued		
Targeted Funding		
University of Manitoba	\$ 0	\$ 250,000
University of Winnipeg	0	316,000
Brandon University	0	57,700
C.U.S.B.	0	81,000
	<u>\$ 0</u>	<u>\$ 704,700</u>
 Total Operating & Administration Expenditures	 <u>\$202,921,413</u>	 <u>\$199,454,090</u>
 Total Operating Grants		
University of Manitoba	\$160,879,714	\$154,855,474
University of Winnipeg	22,460,528	22,133,319
Brandon University	14,821,405	14,579,949
C.U.S.B.	4,270,138	4,178,444
Other	129,297	357,496
	<u>\$202,561,082</u>	<u>\$199,104,682</u>
 3. ACCESS FUNDS		
University of Manitoba	\$ 391,657	\$ 369,236
University of Winnipeg	220,000	145,000
Brandon University	80,000	65,000
C.U.S.B.	40,000	69,890
	<u>\$ 731,657</u>	<u>\$ 649,126</u>
 4. CAPITAL FUNDS		
(a) Equipment and Renovations		
University of Manitoba	\$ 3,020,000	\$ 3,020,000
University of Winnipeg	550,000	550,000
Brandon University	330,000	330,000
C.U.S.B.	100,000	100,000
	<u>\$ 4,000,000</u>	<u>\$ 4,000,000</u>
 (b) Universities Development Fund		
University of Manitoba	\$ 2,570,000	\$ 3,030,000
University of Winnipeg	600,000	700,000
Brandon University	347,234	100,000
C.U.S.B.	180,000	170,000
Other	31,495	0
	<u>\$ 3,728,729</u>	<u>\$ 4,000,000</u>

APPENDIX "E"
UNIVERSITIES GRANTS COMMISSION
PROVINCE OF MANITOBA
1992/93 Expenditures (Compared to 1991/92)

	<u>1992/93</u>	<u>1991/92</u>
4. <u>CAPITAL FUNDS - CONTINUED</u>		
(c) Major Capital Projects		
University of Manitoba	\$ 1,499,875	\$ 709,127
University of Winnipeg	1,459,840	474,170
Brandon University	2,295,600	432,293
C.U.S.B.	<u>50,000</u>	<u>322,956</u>
	<u>\$ 5,305,315</u>	<u>\$ 1,938,546</u>
Total Capital Expenditures	<u>\$ 13,034,044</u>	<u>\$ 9,938,546</u>
Total Capital Grants		
University of Manitoba	\$ 7,089,875	\$ 6,759,127
University of Winnipeg	2,609,840	1,724,170
Brandon University	2,972,834	862,293
C.U.S.B.	330,000	592,956
Other	<u>31,495</u>	<u>0</u>
	<u>\$ 13,034,044</u>	<u>\$ 9,938,546</u>
5. <u>SUPPORT PROGRAMS</u>		
Computer Service Network	\$ 416,000	\$ 405,982
Inter-Universities North	532,000	519,532
First Year Distance Education	462,500	386,693
Other	<u>30,525</u>	<u>28,494</u>
	<u>\$ 1,441,025</u>	<u>\$ 1,340,701</u>
6. <u>LOAN ACT - 1989</u>		
Service Tunnel - University of Manitoba	<u>\$ 2,921,442</u>	<u>\$ 7,469,148</u>
7. <u>UNIVERSITY EDUCATION REVIEW COMMISSION</u>		
Administration	<u>\$ 196,525</u>	<u>\$ 0</u>

APPENDIX "F"

Allocation of Operating and Capital

Grants for Fiscal Year 1993-94

APPENDIX "F"

UNIVERSITIES GRANTS COMMISSION

PROVINCE OF MANITOBA

1993/94 Allocations (Compared to 1992/93)

	<u>1993/94</u>	<u>1992/93</u>
1. ORIGINAL VOTE		
(a) Administration, Grants in Lieu of Taxes		
Operating & Access	\$220,338,400	\$207,583,100
(b) Capital	<u>6,000,000</u>	<u>12,419,500</u>
Total	<u>\$226,338,400</u>	<u>\$220,002,600</u>
2. OPERATING & ADMINISTRATION ALLOCATIONS		
(a) <u>Universities Grants Commission</u> ^{1,2,3}	<u>\$ 17,346,500</u>	<u>\$ 464,600</u>
(b) <u>Support Programs</u>		
Inter-Universities North	\$ 581,000	\$ 532,000
Computer Service Network	431,000	431,000
F.Y.D.E.	473,500	500,000
Audio/Visual Link	16,986	109,306
Visually Impaired	<u>85,000</u>	<u>50,000</u>
	<u>\$ 1,587,486</u>	<u>\$ 1,622,306</u>
(c) <u>Operating Funds</u>		
First Claims		
University of Manitoba	\$ 2,020,876	\$ 2,020,876
University of Winnipeg	40,054	40,054
Brandon University	216,600	216,600
C.U.S.B.	<u>0</u>	<u>0</u>
	<u>\$ 2,277,530</u>	<u>\$ 2,277,530</u>
Operating		
University of Manitoba	\$157,233,725	\$160,062,496
University of Winnipeg	22,178,883	22,590,356
Brandon University	14,447,136	14,686,520
C.U.S.B.	<u>4,224,140</u>	<u>4,303,792</u>
	<u>\$198,083,884</u>	<u>\$201,643,164</u>
Pay Equity		
University of Manitoba	\$ 0	\$ 620,000
University of Winnipeg	0	75,000
Brandon University	0	77,500
C.U.S.B.	<u>0</u>	<u>13,000</u>
	<u>\$ 0</u>	<u>\$ 785,500</u>

APPENDIX "F"
UNIVERSITIES GRANTS COMMISSION
PROVINCE OF MANITOBA
1993/94 Allocations (Compared to 1992/93)

	<u>1993/94</u>	<u>1992/93</u>
(c) Operating Funds - continued		
Base Adjustment		
University of Manitoba	\$ 65,000	\$ 0
University of Winnipeg	0	0
Brandon University	188,000	0
C.U.S.B.	0	0
	<u>\$ 253,000</u>	<u>\$ 0</u>
Total Operating & Administration Allocations	<u>\$219,548,400</u>	<u>\$206,793,100</u>
Total Operating Grants		
University of Manitoba	\$159,319,601	\$162,703,372
University of Winnipeg	22,218,937	22,705,410
Brandon University	14,851,736	14,980,620
C.U.S.B.	4,224,140	4,316,792
	<u>\$200,614,414</u>	<u>\$204,706,194</u>
3. ACCESS FUND ALLOCATIONS		
University of Manitoba	\$ 244,200	\$ 318,860
University of Winnipeg	233,829	200,000
Brandon University	100,000	80,000
C.U.S.B.	75,500	40,000
Dr. D. Unruh	70,000	70,000
Unallocated	66,471	81,140
	<u>\$ 790,000</u>	<u>\$ 790,000</u>
4. CAPITAL FUND ALLOCATIONS		
(a) Equipment and Renovations		
University of Manitoba	\$ 2,826,795	\$ 3,020,000
University of Winnipeg	514,814	550,000
Brandon University	308,888	330,000
C.U.S.B.	93,603	100,000
Unallocated	0	52,766
	<u>\$ 3,744,100</u>	<u>\$ 4,052,766</u>
(b) Universities Development Fund		
University of Manitoba	\$ 0	\$ 2,570,000
University of Winnipeg	0	600,000
Brandon University	0	347,234
C.U.S.B.	0	180,000
Unallocated	0	250,000
	<u>\$ 0</u>	<u>\$ 3,947,234</u>

APPENDIX "F"
UNIVERSITIES GRANTS COMMISSION
PROVINCE OF MANITOBA
1993/94 Allocations (Compared to 1992/93)

	<u>1993/94</u>	<u>1992/93</u>
4. CAPITAL FUNDS - CONTINUED		
(c) Major Capital Projects		
University of Manitoba	\$ 0	\$ 1,500,000
University of Winnipeg	0	0
Brandon University	573,900	2,869,500
C.U.S.B.	0	50,000
	<u>\$ 573,900</u>	<u>\$ 4,419,500</u>
(d) Special Projects		
University of Manitoba	\$ 300,000	\$ 0
University of Winnipeg	1,200,000	0
Brandon University	0	0
C.U.S.B.	182,000	0
	<u>\$ 1,682,000</u>	<u>0</u>
Total Capital Allocations	<u>\$ 6,000,000</u>	<u>\$ 12,419,500</u>
Total Capital Grants		
University of Manitoba	\$ 3,126,795	\$ 7,090,000
University of Winnipeg	1,714,814	1,150,000
Brandon University	882,788	3,546,734
C.U.S.B.	275,603	330,000
Unallocated	0	302,766
	<u>\$ 6,000,000</u>	<u>\$ 12,419,500</u>

Notes

1. The Universities Grants Commission allocation for 1992/93 included \$100,000 designated for the University Education Review Commission.
2. The Universities Grants Commission allocation for 1993/94 included \$95,000 designated for the University Education Review Commission.
3. The Universities Grants Commission allocation for 1993/94 included \$16,891,600 to cover the Grants in Lieu of Taxes formerly included in the Rural Development Estimates.

APPENDIX "G"

Audited Balance Sheet as at March 31, 1993

and

Audited Statement of Operating Revenues and Expenditures

for the year ended March 31, 1993

of the Universities Grants Commission

July 15, 1993


UNIVERSITIES GRANTS COMMISSION

Responsibility for Financial Statements


The office of the Chief Financial Officer of the Universities Grants Commission is responsible for the financial reporting process that produces the financial statements and accompanying notes. The financial statements are prepared in conformity with the accounting policies noted in the financial statements.

The Commissioners have the responsibility of reviewing and approving the financial statements, and of overseeing management's performance of its financial reporting responsibilities. The statements are examined by the Provincial Auditor of the Province of Manitoba, whose opinion is included herein.

In order to fulfil this responsibility, management maintains systems of internal controls over the financial reporting process designed to provide assurance that relevant and reliable financial information is produced.



Laurent A. Bisson, B.A., CMA
Chief Financial Officer



Robert Z. Goluch, Ph.D.
Chief Executive Officer



Office of
the Provincial Auditor

905 - 386 Broadway
Winnipeg, Manitoba, CANADA
R3C 3R6

AUDITOR'S REPORT

To the Legislative Assembly of Manitoba

We have audited the balance sheet of The Universities Grants Commission as at March 31, 1993 and the statement of operating revenues and expenditures for the year then ended. These financial statements are the responsibility of the Commission's management. Our responsibility is to express an opinion on these financial statements based on our audit.

We conducted our audit in accordance with generally accepted auditing standards. Those standards require that we plan and perform an audit to obtain reasonable assurance whether the financial statements are free of material misstatement. An audit includes examining, on a test basis, evidence supporting the amounts and disclosures in the financial statements. An audit also includes assessing the accounting principles used and significant estimates made by management, as well as evaluating the overall financial statement presentation.

In accordance with the Universities Grants Commission's accounting policy, as described in note 3, the Commission's actuarial liability for pensions as at March 31, 1993 in the amount of \$414,427 and the related expenditure have not been recorded in these financial statements. This accounting policy is not appropriate, because it does not result in fair presentation. If this liability and the related pension expenditure had been recorded in these financial statements, the Commission's liabilities as at March 31, 1993 would have been increased by \$414,427 (1992 - \$376,639) and the universities grants fund as at March 31, 1993 would have been decreased by \$414,427 (1992 - \$376,639).

In our opinion, except for the failure to record the information referred to in the preceding paragraph, these financial statements present fairly, in all material respects, the financial position of the Universities Grants Commission as at March 31, 1993 and the results of its operations for the year then ended in accordance with the accounting policies stated in note 2 to the financial statements.

David Petrie, CA
Audit Director

Winnipeg, Manitoba
July 15, 1993

THE UNIVERSITIES GRANTS COMMISSION

Balance Sheet
as at March 31, 1993
(with 1992 figures for comparison)

	1993	1992
A S S E T S		
Cash on hand and in bank	\$ 1,669,735	\$ 2,880,084
Accounts receivable	75,420	73,085
	<u>\$ 1,745,155</u>	<u>\$ 2,953,169</u>
L I A B I L I T I E S		
Accounts payable:		
Accounts payable	\$ 174,153	\$ 0
Amount repayable to the Government of the Province of Manitoba	668,890	2,185,834
Grants payable	0	555,000
Funds held on behalf of The Canadian International Development Agency	0	12,000
	<u>\$ 843,043</u>	<u>\$ 2,752,834</u>
The Universities Grants Fund:		
Balance, beginning of year	\$ 200,335	\$ 233,063
Revenues over (under) expenditures	701,777	(32,728)
Balance, end of year	<u>\$ 902,112</u>	<u>\$ 200,335</u>
	<u>\$ 1,745,155</u>	<u>\$ 2,953,169</u>

THE UNIVERSITIES GRANTS COMMISSION

Statement of Operating Revenues and Expenditures for the year ended March 31, 1993 (with 1992 figures for comparison)

	1993	1992
Revenues:		
Government of the Province of Manitoba grants:		
Department of Education	\$ 218,983,562	\$ 211,302,373
Interest Income	42,879	47,362
Total revenues	219,026,441	211,349,735
Expenditures:		
Operating grants	202,561,082	199,104,682
Capital grants	9,305,315	5,938,546
Universities Development grants	3,728,729	4,000,000
Access grants	731,657	649,126
Administrative and other, Schedule 1	360,331	349,408
University Education Review Commission, Schedule 2	196,525	0
	216,883,639	210,041,762
Support programs:		
Computer network	663,340	653,322
Less: Recoveries	247,340	247,340
	416,000	405,982
Inter-Universities North	532,000	519,532
First Year Distance Education	462,500	386,693
Other	30,525	28,494
	1,441,025	1,340,701
Total expenditures	218,324,664	211,382,463
Revenues over (under) expenditures	\$ 701,777	\$ (32,728)

THE UNIVERSITIES GRANTS COMMISSION

Notes to Financial Statements
for the year ended March 31, 1993

1. Nature of Operations

The Universities Grants Commission was established by an Act of the Legislature passed in 1967 and is composed of nine members appointed by the Lieutenant-Governor-in-Council.

Primarily, the Commission provides funding to Manitoba Universities for approved programs and capital projects from funds received from the Province of Manitoba.

2. Accounting Policies

A. The Universities Grants Commission's annual financial statements are prepared using the accrual basis of accounting except for the following:

- i. Expenditures on leasehold improvements and equipment purchases.
Leasehold improvements and equipment purchases are charged to expenditures in the year of acquisition.
- ii. Vacation pay and staff salaries.
The salaries of Commission staff and their vacation pay entitlements are charged to expenditures as paid.
- iii. Pension payments.
Pension payments are charged to expenditures as the payments are made under the provisions of The Manitoba Civil Service Superannuation Act.

B. Operating and capital grants reflect expenditures to Manitoba Universities for annual operations and approved capital projects. Annual operating grants are recorded on the basis of scheduled payments to meet Universities' operating requirements. Capital grants are recorded after expenditures have been incurred and claimed.

C. Revenue is recognized as funds are drawn from Government of the Province of Manitoba appropriations.

3. Pension Liability

In accordance with the provisions of The Manitoba Civil Service Superannuation Act, the Commission contributes 50% of the pension payments made to retired employees. A provision is not made in the accounts to fund current or past service obligations of the Commission to The Civil Service Superannuation Fund. On the basis of an actuarial report, the unfunded liability on an indexed basis for the Commission's employees amounted to \$414,427 as at March 31, 1993 (1992 - \$376,639).

THE UNIVERSITIES GRANTS COMMISSION

Notes to Financial Statements
for the year ended March 31, 1993

4. Special Program

The Province of Manitoba has authorized a loan of \$11,237,500 to the University of Manitoba for the construction of a tunnel. The Universities Grants Commission acts as a fiscal agent by disbursing the funds to the University of Manitoba as costs are incurred. During the year, the Universities Grants Commission received and disbursed \$2,921,442 (1992 - \$7,469,148) to the University of Manitoba.

5. Commitments

As at March 31, 1993, the Universities Grants Commission has outstanding commitments for approved operating grants of \$240,704 (1992 - \$322,797) and capital grants of \$403,196 (1992 - \$1,863,037), for a total of \$643,900.

THE UNIVERSITIES GRANTS COMMISSION

Schedule of Administrative and Other Expenditures
for the year ended March 31, 1993
(with 1992 figures for comparison)

	<u>1993</u>	<u>1992</u>
Automobile and travelling	\$ 7,043	\$ 11,320
Course and membership fees	1,122	3,236
Expenditures for Immigrant Credentials Committee	0	519
Furniture and equipment	1,004	3,356
Office rental	32,880	36,865
Postage and telephone	4,508	4,377
Printing and stationery supplies	5,557	3,758
Professional fees	5,735	5,200
Remuneration of Commission members	16,525	17,273
Salaries and employee benefits	280,211	259,155
Subscriptions	2,263	2,643
Sundry	3,483	1,706
	<hr/>	<hr/>
Total administrative and other expenditures	\$ 360,331	\$ 349,408
	<hr/>	<hr/>

THE UNIVERSITIES GRANTS COMMISSION

Schedule of University Education Review Commission Expenditures
for the year ended March 31, 1993
(with 1992 figures for comparison)

	<u>1993</u>	<u>1992</u>
Advertising	\$ 12,386	\$ 0
Hearings	28,170	0
Office equipment	11,440	0
Office rental	15,147	0
Office supplies and expenses	3,489	0
Remuneration of Commission members	17,209	0
Salaries, contracts and employee benefits	105,662	0
Telephone	<u>3,022</u>	<u>0</u>
 Total University Education Review Commission expenditures	 <u>\$ 196,525</u>	 <u>\$ 0</u>