

DOCUMENT RESUME

ED 379 980

HE 028 081

TITLE Certificates and Degrees Conferred by Colorado Public and Private Colleges and Universities.

INSTITUTION Colorado Commission on Higher Education, Denver.

PUB DATE Oct 94

NOTE 148p.

PUB TYPE Statistical Data (110) -- Reports - Descriptive (141)

EDRS PRICE MF01/PC06 Plus Postage.

DESCRIPTORS Associate Degrees; Bachelors Degrees; Community Colleges; *Degrees (Academic); Doctoral Degrees; *Educational Certificates; *Intellectual Disciplines; Masters Degrees; Postsecondary Education; Private Colleges; Public Colleges; Racial Differences; Sex Differences; State Colleges; State Surveys; State Universities; Tables (Data); Vocational Schools

IDENTIFIERS *Colorado

ABSTRACT

This annual report provides information on certificates and degrees awarded by Colorado's publicly and privately supported higher education institutions from fiscal years 1988 through 1993. Data and comparative analysis are provided on degrees awarded by institution type, degree type (including information on degree type by gender and ethnicity), and field of study for public and non-public institutions. The bulk of the report consists of four appendixes which provide: (1) data on degrees awarded by institution; (2) detailed tables on degrees awarded by field and subfield of study; (3) an alphabetical list of degree program names and codes; and (4) tables of certificates and degrees awarded by vocational schools and private independent institutions. (MDM)

 * Reproductions supplied by EDRS are the best that can be made *
 * from the original document. *

ED 379 980

BEST COPY AVAILABLE

U.S. DEPARTMENT OF EDUCATION
Office of Educational Research and Improvement
EDUCATIONAL RESOURCES INFORMATION
CENTER (ERIC)

- This document has been reproduced as received from the person or organization originating it.
- Minor changes have been made to improve reproduction quality.
- Points of view or opinions stated in this document do not necessarily represent official OERI position or policy.

"PERMISSION TO REPRODUCE THIS
MATERIAL HAS BEEN GRANTED BY

Colorado Commission
on Higher Education

TO THE EDUCATIONAL RESOURCES
INFORMATION CENTER (ERIC)."

**CERTIFICATES AND DEGREES CONFERRED
BY COLORADO PUBLIC AND PRIVATE
COLLEGES AND UNIVERSITIES
October 1994**

COLORADO COMMISSION ON HIGHER EDUCATION

CONTENTS

EXECUTIVE SUMMARY	v
INTRODUCTION	1
Colorado Public Higher Education System	1
Program Areas	1
DEGREES AWARDED BY SECTOR	5
DEGREES AWARDED BY LEVEL	7
Degree Level by Racial/Ethnic Groups	8
Bachelor's Degrees by Ethnicity	9
Degree Level by Gender and Ethnicity	11
DEGREES AWARDED BY SUMMARY AREA	13
Degrees by Summary Program Area - Public Institutions	13
Degrees by Summary Program Area - Non-Public Institutions	16
DEFINITIONS	19
Definitions By Degree Level	19
Definitions By Race/Ethnicity	20
SOURCES OF DATA	23

TABLES

Table 1 - Bachelor's Degrees by Ethnicity	v
Table 2 - Institutions by Sector	2
Table 3 - Classification of Instructional Program Areas	3
Table 4 - Total by Institution	6
Table 5 - 1993 Percent by Racial/Ethnic Group	8
Table 6 - 1988 Percent by Racial/Ethnic Group	8
Table 9 - Major Field of Study - Summary	13
Table 10 - Pre-Baccalaureate by Discipline and Level of Program	14
Table 11 - Bach & Post-Bachelor's Degrees by Discipline & Level of Program	15

FIGURES

Figure 1 - FY 93 Degrees by Level	7
Figure 2 - FY 88 Degrees by Level	7
Figure 3 - Bachelor's Degrees Awarded by Racial/Ethnic Categories in FY 93	10
Figure 4 - Bachelor's Degrees by Minority Groups in FY 93	10
Figure 5 - Bachelor's Degrees Awarded by Racial/Ethnic Categories in FY 88	10
Figure 6 - Bachelor's Degrees by Minority Groups in FY 88	10
Figure 7 - FY 93 Degrees by Level for Non-Publics	17

APPENDIX

- A: Degrees Awarded by Institution
- B: Degrees Awarded by CIP Code Area
- C: Alphabetical Index by Program Name
- D: Non-Public Institutions

EXECUTIVE SUMMARY

This report is an annual publication by the Colorado Commission on Higher Education (CCHE) that provides information on certificates and degrees awarded. The number of certificates and degrees granted by the 28 Colorado publicly supported higher education institutions reached an all time high in FY 1992-93. Program areas and degree level attainment have also changed over the last six years.

Some highlights of the report include:

- Colorado public colleges and universities awarded 28,713 certificates and degrees in FY 1993. Twenty-five percent were pre-baccalaureates; 55% were baccalaureate degrees; 16% were master's degrees; 1.5% were first-professional degrees; and 2% were doctoral degrees.

In FY 1988, the higher education system conferred 22,911 certificates and degrees. Twenty-three percent were pre-baccalaureates; 57% were baccalaureates; 15% were master's degrees; and about 2% each were first-professional and doctoral degrees.

- Although the research university sector granted more degrees (10,995 in FY 1993 vs 9,303 in FY 1988, an 18% increase), most of the growth over the six-year period was in the university and college sector (10,158 in FY 1993 vs 8,061 in FY 1988, a 26% increase). Percentagewise, the community college sector had the highest rate of growth (5,309 in FY 1993 vs 3,857 in FY 1988, a 38% increase).
- The largest number of degrees granted by public institutions are bachelor's degrees (15,877 in FY 1993). Table 1 shows the percent of bachelor's degrees granted by racial/ethnic category in FY 1988 and FY 1993. The percent of racial/ethnic minorities receiving bachelor's degrees increased from 8.8% to 10.7%¹.

Table 1 - Bachelor's Degrees by Ethnicity

Race/Ethnicity	FY 88	FY 93	% in FY 88	% in FY 93
Blacks	186	281	1.4%	1.8%
Native Americans	93	120	.7%	.8%
Asian	335	432	2.6%	2.7%
Hispanic	534	860	4.1%	5.4%
White	11,081	13,628	85.1%	85.8%
Non-Resident Aliens	240	222	1.8%	1.4%
Unreported Ethnicity	547	334	4.2%	2.1%

¹While it is possible that the improved reporting of ethnicity, from 4.2% to 2.1% unreported, accounts for the increased minority representation, it is more likely that awards with unreported ethnicity distribute in the same proportions as those where the ethnicity is reported.

- The percent change among the top five bachelor's degree program areas awarded in FY 1993 were as follows:
 - #1 Business and Management stayed almost constant, from 2,927 in FY 1988 to 2,953 in FY 1993.
 - #2 Social Sciences increased 73%, from 1,520 to 2,628.
 - #3 Psychology increased 54%, from 684 to 1,056.
 - #4 Engineering decreased 19%, from 1,254 to 1,011.
 - #5 Communications increased 44%, from 698 to 1,006.

For the first time, this report includes data on certificates and degrees granted by vocational schools and private independent institutions in Colorado that participate in the Integrated Postsecondary Education Data System (IPEDS) survey. The Commission coordinates Colorado IPEDS for the National Center for Education Statistics.

- An additional 93 institutions awarded 15,733 certificates and degrees in FY 1993.

INTRODUCTION

The *Degrees Granted Report* is disseminated annually by the Colorado Commission on Higher Education. This summary focuses on comparisons between fiscal years 1987-1988 and 1992-1993. Additional data can be obtained from the *CCHE Digest of Colorado Postsecondary Education Statistics*.

Analysis in this report is provided by institutional sector, degree level, and program area. Degree level is detailed by racial/ethnic and gender categories with a concentration on baccalaureate degrees. For the first time, private and proprietary schools data is provided and compared to public colleges and universities.

Data for this report was gathered from three sources, submitted and approved by the individual institutions. Data in Table 4 that is prior to FY 1986 was collected in summary form through the Higher Education General Information Survey (HEGIS). Beginning in FY 1986, data for the public institutions was collected on the degrees granted file of the CCHE Student Unit-Record Data System (SURDS). FY 1993 data for area vocational schools, independent, private, and proprietary schools was gathered from the Integrated Postsecondary Education Data System's (IPEDS) Completions or Consolidated survey forms.

Terms and definitions are provided at the end of the report. The appendices include six years of data, 1988 through 1993. Appendix A contains a listing of degrees awarded by institution. Appendix B contains a listing of degrees aggregated by program area and shows all the institutions that granted awards in a particular program. Appendix C is an alphabetical list of program names with a crosswalk to the program areas in Appendix B. Appendix D is a list of the 93 Colorado institutions participating in the IPEDS data collection process, along with total degrees awarded in FY 1993.

Colorado Public Higher Education System

Colorado has 28 state-supported higher education institutions. Based upon institutional role and mission and types of degrees granted, several institutional sectors are used in this report. The institutions within each sector, along with institutional abbreviations, are shown in Table 2.

Program Areas

Colorado offers more than 1,000 state-approved degree programs at public higher education institutions. The programs are classified using the Federal Classification of Instructional Programs codes (CIP codes). The CIP code system was designed to group similar programs. The full program code is six digits long. The first two digits of the code are designated as program areas. Table 3 shows the two-digit program area listing. A further summary of program areas is given in Table 9. In 1990, CIP Code areas "06 - Business and Management" and "07 - Business (Administrative Support)" were combined into a new code, "52 - Business

and Management". Similarly, codes "17 - Allied Health" and "18 - Health Sciences" were combined into "51 - Health Sciences".

Table 2 - Institutions by Sector

Research Universities	Community Colleges
Colorado School of Mines -- CSM	Arapahoe Community College -- ACC
Colorado State University -- CSU	Community College of Aurora -- CCA
University of Colorado at Boulder -- UCB	Community College of Denver -- CCD
Universities/Colleges	Front Range Community College -- FRCC
Adams State College -- ASC	Lamar Community College -- LCC
Fort Lewis College -- FLC	Morgan Community College -- MCC
Mesa State College -- MESA	Otero Junior College -- OJC
Metropolitan State College of Denver -- METRO	Pikes Peak Community College -- PPCC
University of Colorado at Colorado Springs -- UCCS	Pueblo Community College - PCC
University of Colorado at Denver -- UCD	Red Rocks Community College -- RRCC
University of Northern Colorado -- UNC	Trinidad State Junior College -- TSJC
University of Southern Colorado -- USC	Local District Colleges
Western State College -- WSC	Aims Community College -- AIMS
	Colorado Mountain College -- CMC
Health Sciences Center	Colorado Northwestern Comm College -- CNCC
University of Colorado - HSC -- UC-HSC	Northeastern Junior College -- NJC

Table 3 - Classification of Instructional Program Areas¹

01	Agribusiness / Agriculture
02	Agricultural Sciences
03	Natural Resources
04	Architecture and Design
05	Area and Ethnic Studies
06	** now Area 52 **
07	** now Area 52 **
08	Marketing and Distribution
09	Communications
10	Communications Technologies
11	Computer and Information Science
12	Consumer / Personal Services
13	Education
14	Engineering
15	Engineering-Related Technologies
16	Foreign Languages
17	** now Area 51 **
18	** now Area 51 **
19	Home Economics
20	Home Economics - Vocational
21	Industrial Arts
22	Law
23	Letters
24	Liberal/General Studies
25	Library Sciences
26	Life Sciences
27	Mathematics
28	Military Sciences
29	Military Technologies
30	Interdisciplinary Studies
31	Parks and Recreation
32	Basic Skills
33	Citizenship/Civic Activities
34	Health-Related Activities
35	Interpersonal Skills
36	Leisure and Recreation
37	Personal Awareness
38	Philosophy and Religion
39	Theology
40	Physical Sciences
41	Science Technologies
42	Psychology
43	Protective Services
44	Public Affairs
45	Social Sciences
46	Construction Trades
47	Mechanics and Repairers
48	Precision Production
49	Transportation
50	Visual and Performing Arts
51	Health Sciences
52	Business and Management

¹Classification of Instructional Programs (CIP) codes were developed by the U.S. Department of Education National Center for Education Statistics (NCES). This publication uses the recent 1990 revision of the CIP codes.

DEGREES AWARDED BY SECTOR

In FY 1993, Colorado public colleges and universities awarded 28,713 total certificates and degrees (see Table 4). This is an 11 year high and a 6% increase over the number of degrees awarded in FY 1992. FY 1988 represents the beginning of a growth increase within this 11-year period. All figures and tables in this report compare the FY 1988 to FY 1993 data.

Although the research university sector still grants more degrees (10,995 in FY 1993 vs 9,303 in FY 1988), most of the new growth over the six-year period was in the university and college sector (10,158 in FY 1993 vs 8,061 in FY 1988). Percentage-wise, the community college sector had the highest rate of growth (5,309 in FY 1993 vs 3,857 in FY 1988, a 38% increase).

The **research university sector** increased the number of degrees awarded from 9,303 in FY 1988 to 10,995 in FY 1993, an **18% increase**. CSM awarded the same number of degrees in FY 1988 and FY 1993 after some interim decrease in total degrees awarded. Both CSU and UCB increased degree production since FY 1988, with consistent increases at UCB.

The **university and college sector** increased the number of degrees awarded from 8,061 to 10,158 in FY 1993, a **26% increase** since FY 1988. Eight of the nine schools in this sector increased degree production. UNC still grants the largest number of degrees in this sector (2,327 in FY 1993). The most dramatic rate increases were at UCCS (+48%) and UCD (+41%).

The **community college sector** increased the numbers of certificates and degrees awarded from 3,857 to 5,309, a **38% increase** since FY 1988. In FY 1990, FRCC combined with Larimer County Area Vocational School and now awards more certificates and degrees than any other community college in this sector. CCA and LCC both had a greater than 100% increase in degree production. PPCC was the only college in this sector that decreased awards conferred between FY 1988 and FY 1993.

UC-HSC had a **32% increase** in the number of degrees awarded. For years, the number of awards remained relatively constant at nearly 500 degrees. After the pharmacy program moved from UCB to UC-HSC in FY 1992, the number of degrees increased to over 600 in FY 1992 and FY 1993.

The **local district college sector** increased awards by **33%**; all schools increased award production except NJC. AIMS granted the largest number of awards in this sector (753). The school with the greatest growth rate in the sector was CMC at 143%, from 215 to 523 awards in FY 1993.

Table 4 - Total by Institution

	Fy83	Fy84	Fy85	Fy86	Fy87	Fy88	Fy89	Fy90	Fy91	Fy92	Fy93	% Chg 88-93
Oct 94												
Research Universities												
Colo School of Mines	595	606	588	634	589	493	446	459	458	441	493	0.0
Colo State Univ.....	4,013	3,884	3,797	3,944	3,944	3,887	3,861	3,925	3,976	4,278	4,514	16.1
UC - Boulder.....	4,324	4,721	4,364	4,390	4,599	4,923	4,959	5,384	5,549	5,645	5,988	21.6
* Total Research U *	8,932	8,811	8,749	8,968	9,132	9,303	9,266	9,768	9,983	10,364	10,995	18.2
Universities/Colleges												
Adams State College	367	309	331	336	392	378	483	556	417	424	462	22.2
Fort Lewis College..	452	429	464	495	480	493	500	512	533	450	549	11.4
Mesa State College..	430	461	500	501	572	566	626	559	617	667	638	12.7
Metro State College.	1,237	1,301	1,420	1,514	1,594	1,625	1,846	2,116	1,928	2,029	2,022	24.4
UC - Colo Springs...	545	620	664	685	631	615	679	730	772	862	916	48.0
UC - Denver.....	1,154	1,185	1,261	1,428	1,366	1,538	1,524	1,681	1,811	1,897	2,170	41.1
Univ Northern Colo..	2,655	2,303	2,112	1,928	1,859	1,897	1,957	1,972	1,973	2,156	2,327	22.7
Univ Southern Colo..	648	680	647	695	545	499	581	515	579	610	683	36.9
Western State Coll..	553	561	481	432	461	446	434	380	272	342	391	-12.3
* Total Univ & Coll*	8,041	7,849	7,880	8,014	7,900	8,061	8,630	9,021	8,902	9,437	10,158	26.0
Community Colleges												
Arapahoe CC.....	578	628	615	492	520	546	585	622	684	834	816	49.5
CC of Aurora.....		64	96	108	107	135	152	196	231	268	324	140.0
CC of Denver.....	514	405	383	499	412	450	589	579	589	615	685	52.2
Front Range CC.....	589	626	659	568	607	764	738	986	908	1,083	1,122	46.9
Lamar CC.....	83	93	81	71	98	70	122	101	128	114	151	115.7
Morgan CC.....	91	94	93	80	144	114	142	141	149	137	222	94.7
Otero JC.....	182	193	183	134	168	122	137	141	180	202	165	35.2
Pikes Peak CC.....	1,252	1,273	1,118	772	597	761	760	707	709	721	625	-17.9
Pueblo CC.....	354	300	336	248	341	308	342	303	355	386	365	18.5
Red Rocks CC.....	510	434	419	363	340	332	342	337	456	396	529	59.3
Trinidad State JC...	256	265	255	259	225	255	228	275	267	284	305	19.6
* Total Com Coll *	4,408	4,375	4,238	3,594	3,559	3,857	4,181	4,388	4,656	5,040	5,309	37.6
Health Sciences Center												
UC - Health Sci Ctr.	489	473	474	483	484	477	433	479	495	629	632	32.5
Local District												
Aims CC.....	354	396	480	520	476	579	674	651	712	679	753	30.1
Colo Mountain Coll..	309	302	252	206	220	215	236	413	344	529	523	143.3
Co Northwestern CC..	92	122	79	0	103	100	112	100	112	104	135	35.0
Northeastern JC.....	341	320	334	323	339	319	281	251	229	235	208	-34.8
* Total Loc Dist *	1,096	1,140	1,145	1,049	1,140	1,213	1,303	1,415	1,397	1,547	1,619	33.5
** STATE TOTAL **	22,966	22,648	22,486	22,108	22,215	22,911	23,813	25,071	25,433	27,017	28,713	25.3

Notes: - CCD managed an extended service area prior to the inception of CCA.
 - CNCC was unable to report degrees in FY 86.
 - FRCC includes Larimer County Area Vocational School beginning in FY 90.

BEST COPY AVAILABLE



DEGREES AWARDED BY LEVEL

Over half of the degrees granted in both FY 1993 and FY 1988 were bachelor's degrees (15,877 in FY 1993 compared to 13,016 in FY 1988). This is a 22% increase in the number of bachelor's degrees awarded. The proportion of vocational associates, bachelor's, and first-professional/doctoral degrees have declined, while certificates, academic associates, and master's degrees have increased.

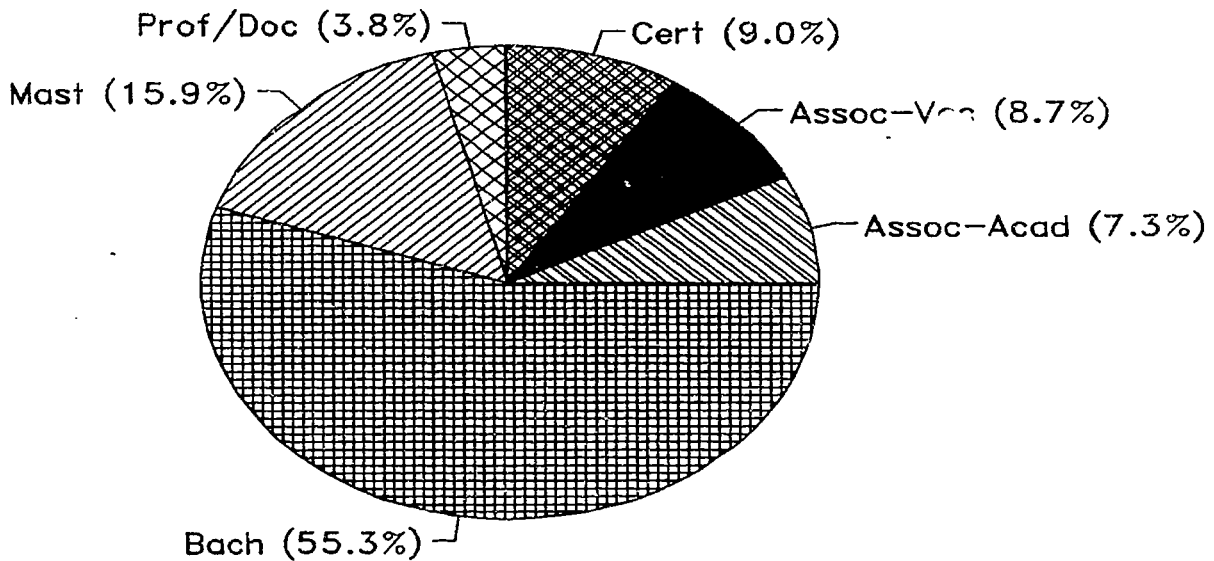


Figure 1 - FY 93 Degrees by Level

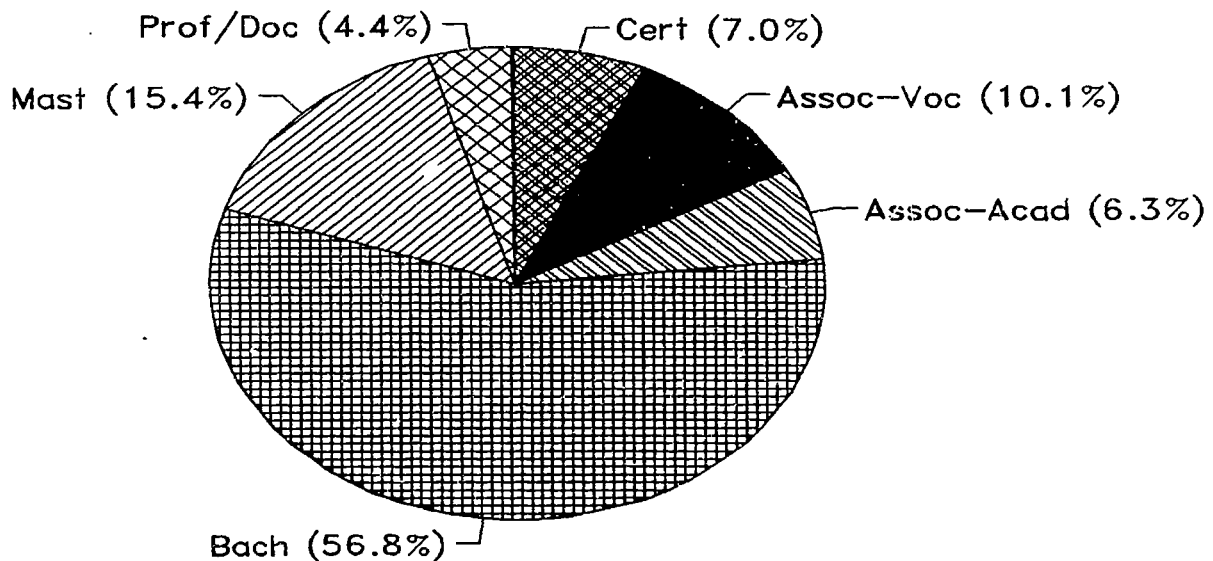


Figure 2 - FY 88 Degrees by Level

Degree Level by Racial/Ethnic Groups

Although under-represented ethnic groups have increased their participation rate from 9.5% in FY 1988 to 11.6% in FY 1993, there are differences by degree level.

- There was a very large increase in the representation of ethnic minorities, especially Hispanic students, at the first-professional degree level in FY 1993 compared to FY 1988 (16.9% vs 6.9%).
- Racial/ethnic minorities increased their representation at all levels except for doctoral degrees, where their percentage decreased from 6.0% to 5.3%.
- Ethnic minorities received fewer master's and doctoral degrees than non-U.S. citizens (non-resident aliens).
- Non-Resident Aliens increased their representation at the doctoral level from 17.5% in FY 1988 to 29.4% in FY 1993, and at the masters level from 8.1% to 9.5%.
- Improved reporting practices at the public institutions resulted in a decrease in the unreported (UnRptd) category.

Deg Level	Native				Subtot Minority	Non-Res		UnRptd	Total
	Black	American	Asian	Hispanic		White	Aliens		
Cert.	3.6	2.0	1.5	11.6	18.7	79.4	.7	1.2	2,585
AAS	3.3	1.3	1.4	9.6	15.6	81.8	1.2	1.4	2,485
AA/AS/AGS	5.6	.8	1.4	7.7	15.4	78.7	4.9	.9	2,104
Bachelor	1.8	.8	2.7	5.4	10.7	85.8	1.4	2.1	15,877
Master	1.3	.5	1.9	3.4	7.1	80.2	9.5	3.2	4,571
1st Prof.	1.8	1.1	5.6	8.3	16.9	79.1	.2	3.8	444
Doctoral	1.2	.6	1.9	1.5	5.3	59.8	29.4	5.6	647
* Total *	2.3	.9	2.3	6.1	11.6	82.8	3.5	2.1	28,713

Deg Level	Native				Subtot Minority	Non-Res		UnRptd	Total
	Black	American	Asian	Hispanic		White	Aliens		
Cert.	2.1	1.6	1.8	13.0	18.4	71.7	1.8	8.0	1,596
AAS	2.5	.8	1.2	8.6	13.1	77.4	2.2	7.3	2,313
AA/AS/AGS	3.4	.6	.5	5.9	10.5	74.9	5.8	8.8	1,453
Bachelor	1.4	.7	2.6	4.1	8.8	85.1	1.8	4.2	13,016
Master	.8	.5	1.7	3.2	6.1	77.7	8.1	8.1	3,518
1st Prof.	.7	1.1	2.2	2.9	6.9	88.0	0.0	5.1	450
Doctoral	.9	.4	2.1	2.7	6.0	70.8	17.5	5.7	565
* Total *	1.6	.7	2.1	5.1	9.5	81.3	3.4	5.7	22,911

Bachelor's Degrees by Ethnicity

Bachelor's degrees account for most of the degrees awarded in the higher education system. Figures 3 through 6 focus on the racial/ethnic composition of this degree level. Racial/ethnic minorities increased their representation from 8.8% in FY 1988 to 10.7% in FY 1993.

The number of bachelor's degrees awarded to ethnic minorities increased. The largest increase was for Hispanics, from 4.1% of the total bachelor's degrees awarded to 5.4% (Figures 4 and Figure 6).

In decreasing order, by number of degrees awarded in FY 1993:

- 1) Whites received 11,081 baccalaureate degrees in FY 1988 compared to 13,638 FY 1993, a 23% increase.
- 2) Hispanics received 534 baccalaureate degrees in FY 1988 compared to 860 bachelor's degrees awarded in FY 1993, a 61% increase.
- 3) Asians received 335 baccalaureate degrees in FY 1988 compared to 432 degrees awarded in FY 1993, a 29% increase.
- 4) Unreported racial/ethnic information decreased from 547 baccalaureate degree recipients in FY 1988 to 334 in FY 1993, a 64% decrease.
- 5) Blacks received 186 baccalaureate degrees in FY 1988 compared to 281 in FY 1993, a 51% increase.
- 6) Non-Resident Aliens received 222 baccalaureate degrees in FY 1993 compared to 240 in FY 1988, an 8% decrease.
- 7) Native Americans received 93 baccalaureate degrees in FY 1988 compared to 120 in FY 1993, a 29% increase.

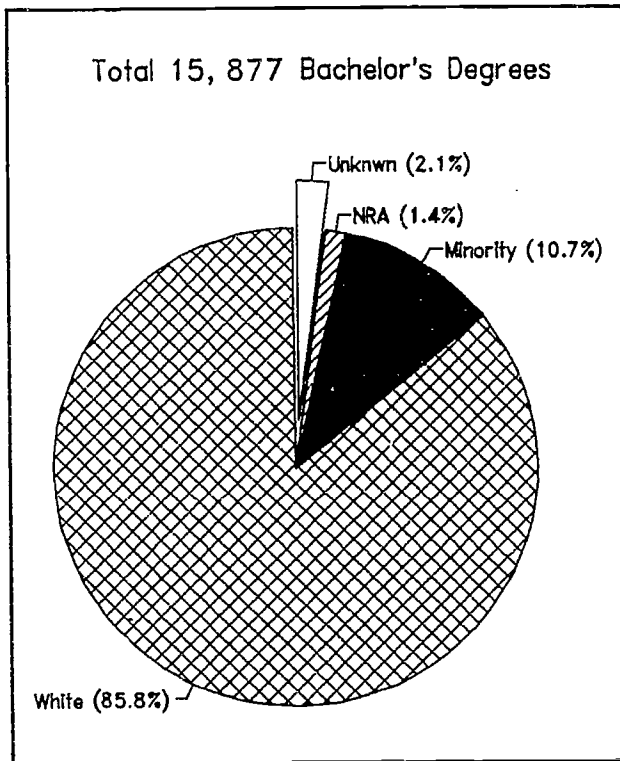


Figure 3 - Bachelor's Degrees Awarded by Racial/Ethnic Categories in FY 93

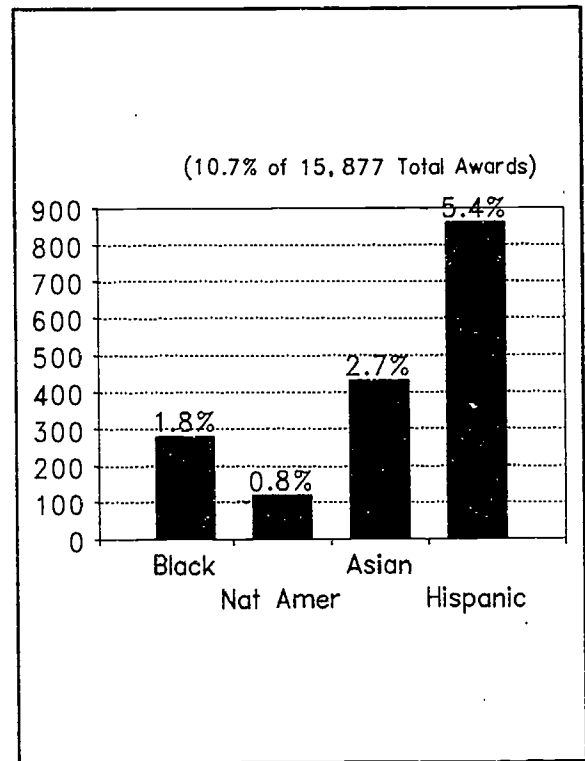


Figure 4 - Bachelor's Degrees by Minority Groups in FY 93

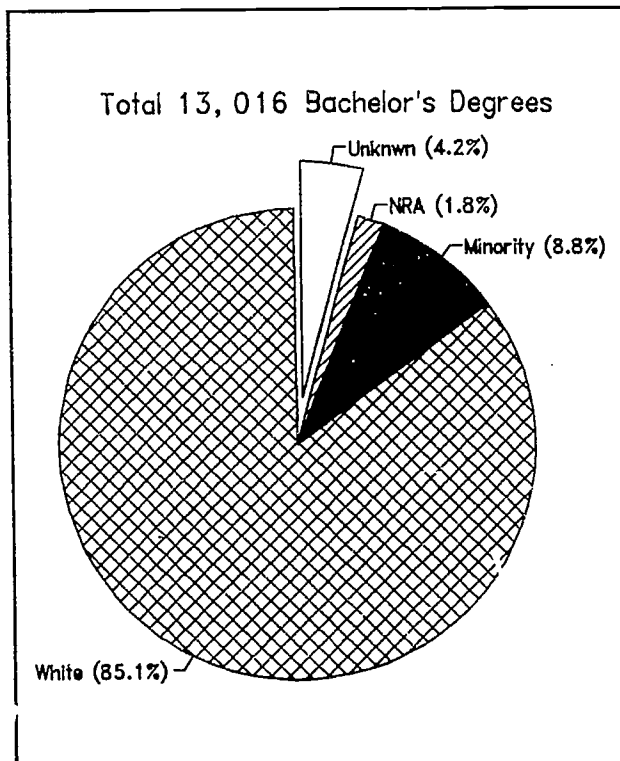


Figure 5 - Bachelor's Degrees Awarded by Racial/Ethnic Categories in FY 88

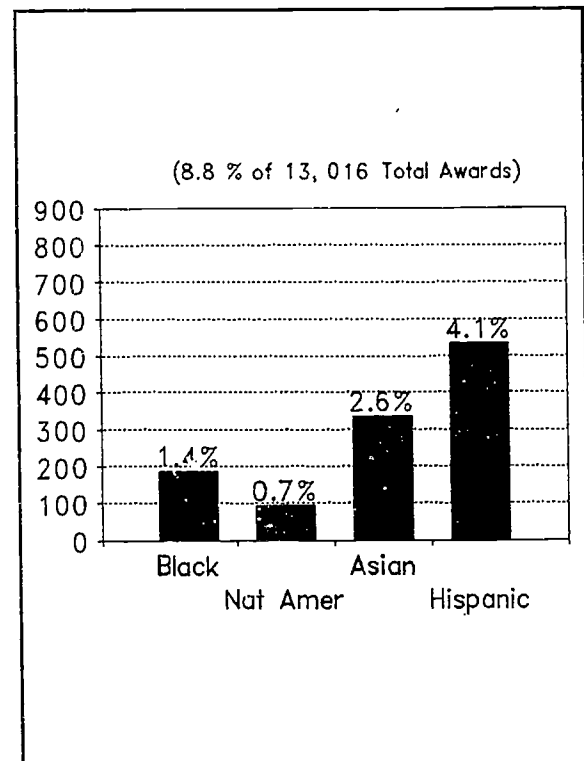


Figure 6 - Bachelor's Degrees by Minority Groups in FY 88

Degree Level by Gender and Ethnicity

In both FY 1993 and FY 1988, more females than males earned degrees at every degree level except first-professional and doctoral. Several other differences, by gender, ethnicity, and degree level are apparent (Table 7 and Table 8).

- o Males had a slight decrease in numbers of conferred "AAS - vocational" associate degrees.
- o Females had large increases in "AA/AS/AGS - Academic" associate and bachelor's degrees.
- o There were no Black female first-professionals in FY 1993.

Deg Level	Native				Subtot Minority	Non-Res			Total
	Black	American	Asian	Hispanic		White	Aliens	UnRptd	
Certificate									
UnRptd	0.0	0.0	0.0	0.0	0.0	50.0	0.0	50.0	2
Male	3.0	2.0	1.5	10.2	16.7	81.5	.5	1.3	1,297
Female	4.2	2.0	1.6	13.0	20.8	77.3	.9	1.1	1,286
Total	3.6	2.0	1.5	11.6	18.7	79.4	.7	1.2	2,585
AAS - Vocational									
Male	3.3	1.0	1.4	9.5	15.1	81.4	2.0	1.5	919
Female	3.3	1.5	1.3	9.7	15.9	82.1	.8	1.3	1,566
Total	3.3	1.3	1.4	9.6	15.6	81.8	1.2	1.4	2,485
AA/AS/AGS - Academic									
Male	7.3	.9	1.5	7.4	17.1	74.2	7.8	.9	863
Female	4.4	.7	1.3	7.8	14.3	81.9	3.0	.9	1,241
Total	5.6	.8	1.4	7.7	15.4	78.7	4.9	.9	2,104
Bachelor									
UnRptd	0.0	0.0	0.0	0.0	0.0	0.0	0.0	100.0	2
Male	1.9	.7	2.5	5.0	10.2	85.6	1.8	2.4	7,510
Female	1.6	.8	2.9	5.8	11.1	86.1	1.0	1.8	8,365
Total	1.8	.8	2.7	5.4	10.7	85.8	1.4	2.1	15,877
Master									
UnRptd	0.0	0.0	0.0	0.0	0.0	0.0	0.0	100.0	2
Male	1.7	.5	2.2	2.9	7.3	74.6	13.6	4.4	2,209
Female	.9	.6	1.6	3.9	6.9	85.5	5.7	1.9	2,360
Total	1.3	.5	1.9	3.4	7.1	80.2	9.5	3.2	4,571
1st Prof.									
Male	3.4	.4	6.8	9.7	20.3	76.3	0.0	3.4	236
Female	0.0	1.9	4.3	6.7	13.0	82.7	.5	4.3	208
Total	1.8	1.1	5.6	8.3	16.9	79.1	.2	3.8	444
Doctoral									
Male	1.1	.4	1.6	.9	4.0	53.1	36.3	6.5	446
Female	1.5	1.0	2.5	3.0	8.0	74.6	13.9	3.5	201
Total	1.2	.6	1.9	1.5	5.3	59.8	29.4	5.6	647
* Total *									
UnRptd	0.0	0.0	0.0	0.0	0.0	16.7	0.0	83.3	6
Male	2.4	.8	2.3	5.6	11.1	81.1	5.1	2.6	13,480
Female	2.1	1.0	2.3	6.6	12.0	84.3	2.0	1.7	15,227
Total	2.3	.9	2.3	6.1	11.6	82.8	3.5	2.1	28,713

- The number of racial/ethnic minorities receiving first-professional degrees increased from 6.9% in FY 1988 to 16.9% in FY 1993.
- Generally, racial/ethnic minorities comprise a smaller percentage of bachelor's and advanced degrees.

Table 8 - Percent by Racial/Ethnic Group and Gender FY 1988

Deg Level	Native				Subtot Minority	Non-Res			Total
	Black	American	Asian	Hispanic		White	Aliens	UnRptd	
Certificate									
Male	.5	2.0	2.1	10.9	15.5	72.0	2.4	10.1	762
Female	3.5	1.3	1.4	14.9	21.1	71.5	1.3	6.1	834
Total	2.1	1.6	1.8	13.0	18.4	71.7	1.8	8.0	1,596
AAS - Vocational									
UnRptd	0.0	0.0	0.0	50.0	50.0	50.0	0.0	0.0	2
Male	2.4	.8	1.0	8.7	12.9	75.9	3.0	8.1	1,031
Female	2.6	.9	1.3	8.4	13.1	78.7	1.6	6.6	1,280
Total	2.5	.8	1.2	8.6	13.1	77.4	2.2	7.3	2,313
AA/AS/AGS - Academic									
UnRptd	0.0	0.0	0.0	0.0	0.0	100.0	0.0	0.0	1
Male	5.9	.8	.8	6.1	13.5	67.9	9.1	9.5	661
Female	1.4	.5	.3	5.8	8.0	80.8	3.0	8.2	791
Total	3.4	.6	.5	5.9	10.5	74.9	5.8	8.8	1,453
Bachelor									
UnRptd	0.0	0.0	0.0	0.0	0.0	0.0	20.0	80.0	5
Male	1.6	.5	2.8	4.0	8.9	83.3	2.9	4.9	6,481
Female	1.3	.9	2.4	4.2	8.7	87.0	.8	3.4	6,530
Total	1.4	.7	2.6	4.1	8.8	85.1	1.8	4.2	13,016
Master									
UnRptd	0.0	0.0	0.0	3.4	3.4	0.0	0.0	96.6	29
Male	.8	.5	1.9	3.0	6.2	73.3	13.5	6.9	1,673
Female	.9	.5	1.5	3.2	6.1	83.0	3.2	7.7	1,816
Total	.8	.5	1.7	3.2	6.1	77.7	8.1	8.1	3,518
1st Prof.									
Male	.8	.8	1.2	3.6	6.5	88.7	0.0	4.9	247
Female	.5	1.5	3.4	2.0	7.4	87.2	0.0	5.4	203
Total	.7	1.1	2.2	2.9	6.9	88.0	0.0	5.1	450
Doctoral									
UnRptd	0.0	0.0	0.0	0.0	0.0	0.0	0.0	100.0	1
Male	.8	.3	2.1	3.1	6.2	63.3	23.8	6.7	390
Female	1.1	.6	2.3	1.7	5.7	87.9	3.4	2.9	174
Total	.9	.4	2.1	2.7	6.0	70.8	17.5	5.7	565
* Total *									
UnRptd	0.0	0.0	0.0	5.3	5.3	5.3	2.6	86.8	38
Male	1.7	.7	2.3	4.9	9.4	78.9	5.5	6.2	11,245
Female	1.5	.8	1.9	5.3	9.6	83.9	1.5	5.0	11,628
Total	1.6	.7	2.1	5.1	9.5	81.3	3.4	5.7	22,911

DEGREES AWARDED BY SUMMARY AREA

The federal CIP Codes are further aggregated in this analysis into summary fields (see Table 9).

Table 9 - Major Field of Study - Summary Program Areas

Agriculture/Natural Resources	Life Sciences
01 Agribusiness / Agriculture	26 Life Sciences
02 Agricultural Sciences	Mathematics
03 Natural Resources	27 Mathematics
Architecture, Environ Design	Military Sciences
04 Architecture and Design	28 Military Sciences
Area & Ethnic Studies	29 Military Technologies
05 Area and Ethnic Studies	Multi/interdiscipline Studies
Business & Management	30 Interdisciplinary Studies
06 ** now Area 52 **	Parks & Recreation
07 ** now Area 52 **	31 Parks and Recreation
08 Marketing and Distribution	Philosophy & Religion
52 Business and Management	38 Philosophy and Religion
Communications	Physical Sciences
09 Communications	40 Physical Sciences
Communications Technology	Protective Services
10 Communications Technologies	43 Protective Services
Computer, Information Science	Psychology
11 Computer and Information Science	42 Psychology
Education	Public Affairs & Social Work
13 Education	44 Public Affairs
Engineering	Social Sciences
14 Engineering	45 Social Sciences
Engineering Technology	Technical Trades
15 Engineering-Related Technologies	12 Consumer / Personal Services
Foreign Languages	41 Science Technologies
16 Foreign Languages	46 Construction Trades
Health Sciences	47 Mechanics and Repairers
17 ** now Area 51 **	48 Precision Production
18 ** now Area 51 **	49 Transportation
51 Health Sciences	Theology
Home Economics	39 Theology
19 Home Economics	Visual & Performing Arts
20 Home Economics - Vocational	50 Visual and Performing Arts
Law	All Others
22 Law	21 Industrial Arts
Letters	32 Basic Skills
23 Letters	33 Citizenship/Civic Activities
Liberal/General Studies	34 Health-Related Activities
24 Liberal/General Studies	35 Interpersonal Skills
Library & Archival Science	36 Leisure and Recreation
25 Library Sciences	37 Personal Awareness
	Unreported Areas

Degrees by Summary Program Area - Public Institutions

At the certificate level, the five largest areas in FY 1993 were: Health Science, Technical Trades, Protective Services, Business & Management, and Engineering Technology. Overall, certificates increased by almost 62% (1,596 to 2,585) with most of the growth in Health Sciences and Protective Services.

At the associate vocational level, the five largest fields were the same as for certificates, with Health Sciences the largest field in FY 1993. Overall, the number of vocational associate degrees stayed fairly constant (from 2,313 to 2,485). Academic associate degrees increased by nearly 50% (1,453 to 2,104).

Summary Title	Certs		Assoc Voc		Assoc Acad	
	FY 88	FY 93	FY 88	FY 93	FY 88	FY 93
Agriculture/Natural Resources	26	34	81	77	3	3
Architecture, Environ Design	0	0	0	0	0	0
Area & Ethnic Studies	0	0	0	0	0	0
Business & Management	346	407	707	746	5	0
Communications	0	0	0	0	0	0
Communications Technology	1	12	6	8	0	0
Computer, Information Science	2	0	0	0	0	0
Education	0	0	0	0	1	0
Engineering	0	0	0	0	0	0
Engineering Technology	182	125	398	283	0	0
Foreign Languages	0	0	0	0	0	0
Health Sciences	336	925	469	764	42	26
Home Economics	37	60	52	51	0	0
Law	77	74	48	45	0	0
Letters	0	0	0	0	0	0
Liberal/General Studies	0	0	0	0	1,402	2,075
Library & Archival Science	0	0	0	0	0	0
Life Sciences	0	0	0	0	0	0
Mathematics	0	0	0	0	0	0
Multi/Interdiscipline Studies	0	0	0	0	0	0
Parks & Recreation	7	3	0	0	0	0
Philosophy & Religion	0	0	0	0	0	0
Physical Sciences	0	0	0	0	0	0
Protective Services	153	449	157	202	0	0
Psychology	0	0	0	0	0	0
Public Affairs & Social Work	0	0	0	0	0	0
Social Sciences	0	0	0	0	0	0
Technical Trades	426	492	313	237	0	0
Visual & Performing Arts	3	4	82	72	0	0
All Others	0	0	0	0	0	0
** Total **	1,596	2,585	2,313	2,485	1,453	2,104

Table 11 compares awards of bachelors, masters, doctoral, and first-professional degrees in FY 1988 and FY 1993 by the summary fields in Table 9.

At the baccalaureate level, the five largest degree areas were Business and Management, Social Sciences, Psychology, Engineering, and Communications. Overall, there were about 1,500 more bachelors degrees, with the largest growth in Social Sciences. There were decreases in the fields of Computer/Information Science, Engineering, and Mathematics.

The decrease in the number of Education degrees resulted from a change in the way the state education system educates prospective teachers. Most education degrees at the undergraduate level were discontinued in FY 1986 with a four-year phase-out. Students pursuing teaching careers now major in an academic discipline rather than Education. Students become

credentialed as teachers by completing required certification courses, and are reported in the individual disciplines. Education degrees at the baccalaureate level reflect specialty areas such as Special Education, Music Education, and Physical Education.

At the master's degree level, the top five fields in FY 1993 were Education, Business & Management, Engineering, Health Sciences, and Psychology. Overall, the number of master's degrees increased by almost 30% (3,518 to 4,571).

The number of doctoral degrees increased by 15%. The five largest fields in FY 1993 were Engineering, Physical Sciences, Education, Life Sciences, with a tie for fifth largest, Psychology and Social Sciences.

The number of first-professional degrees stayed relatively constant (450 to 444), with a small decline in Health Sciences (290 to 278) and a small increase in Law (160 to 166).

Table 11 - Bach & Post-Bachelor's Degrees by Discipline & Level of Program
FY 1988 - FY 1993
Public

Summary Title	Bach		Master		PhD		1st Prof	
	FY 88	FY 93	FY 88	FY 93	FY 88	FY 93	FY 88	FY 93
Agriculture/Natural Resources	304	434	98	89	28	25	0	0
Architecture, Environ Design	131	118	132	115	0	0	0	0
Area & Ethnic Studies	41	47	0	0	0	0	0	0
Business & Management	2,927	2,953	592	947	10	15	0	0
Communications	698	1,006	38	72	1	2	0	0
Communications Technology	0	0	0	0	0	0	0	0
Computer, Information Science	343	298	75	126	2	16	0	0
Education	510	106	1,014	1,088	101	75	0	0
Engineering	1,254	1,011	412	563	84	161	0	0
Engineering Technology	345	250	0	0	0	0	0	0
Foreign Languages	155	204	20	48	5	9	0	0
Health Sciences	632	790	281	397	9	20	290	278
Home Economics	283	331	43	38	4	5	0	0
Law	0	0	0	0	0	0	160	166
Letters	442	861	37	86	5	8	0	0
Liberal/General Studies	110	288	6	6	0	0	0	0
Library & Archival Science	0	0	15	12	0	0	0	0
Life Sciences	562	839	77	116	66	67	0	0
Mathematics	360	303	51	65	17	25	0	0
Multi/Interdiscipline Studies	257	256	36	26	9	0	0	0
Parks & Recreation	355	627	34	36	4	2	0	0
Philosophy & Religion	51	83	16	28	3	2	0	0
Physical Sciences	285	240	135	125	103	111	0	0
Protective Services	93	118	5	11	0	0	0	0
Psychology	684	1,056	91	209	45	35	0	0
Public Affairs & Social Work	129	233	94	105	6	9	0	0
Social Sciences	1,520	2,628	156	178	47	35	0	0
Technical Trades	72	121	0	0	0	0	0	0
Visual & Performing Arts	469	676	60	85	16	25	0	0
All Others	4	0	0	0	0	0	0	0
** Total **	13,016	15,877	3,518	4,571	565	647	450	444

Degrees by Summary Program Area - Non-Public Institutions

Ninety-three vocational and private independent institutions participated in the IPEDS Completion or Consolidated surveys¹. (See Appendix D for a complete list of non-public schools along with degrees conferred). These schools awarded 15,733 certificates and degrees, compared to 28,713 certificates and degrees awarded by 28 public colleges and universities in FY 1993.

The non-public institutions awarded 4,306 Business & Management awards. Nearly half of these awards were certificates. The second largest program area was Technical Trades, with 3,437 awards. This summary area includes Construction Trades, Mechanics and Repairers, Precision Production, Transportation, and Consumer/Personal Services. (See Table 9 for program summary).

The non-public institutions produced nearly as many first-professional awards as the public institutions (369 compared to 444 -- Tables 12 and 11).

Table 12 - Non-Public Degrees by Discipline and Level of Program in FY 1993

Summary Title	Certs	Assoc Voc	Assoc Acad	Bach	Master	PhD	1st Prof	Total
Agriculture/Natural Resources	206	0	0	0	0	0	0	206
Area & Ethnic Studies	0	0	0	6	0	0	0	6
Business & Management	2,072	643	12	1,017	562	0	0	4,306
Communications	0	4	0	99	91	4	0	198
Communications Technology	13	0	0	1	0	0	0	14
Computer, Information Science	24	125	0	138	165	0	0	452
Education	22	0	0	14	107	17	0	160
Engineering	0	0	0	61	4	0	0	65
Engineering Technology	238	323	0	96	0	0	0	657
Foreign Languages	0	0	0	27	0	0	0	27
Health Sciences	1,869	328	25	227	61	0	0	2,510
Home Economics	237	0	0	1	0	0	0	238
Law	346	96	0	2	48	0	299	791
Letters	58	0	0	122	18	7	0	205
Liberal/General Studies	0	22	0	16	12	0	0	50
Life Sciences	0	0	0	96	4	3	0	103
Mathematics	0	0	0	34	28	0	0	62
Multi/Interdiscipline Studies	30	0	0	86	0	0	0	116
Philosophy & Religion	0	0	0	21	5	0	0	26
Physical Sciences	0	0	0	53	6	1	0	60
Protective Services	70	0	0	6	0	0	0	76
Psychology	0	0	0	117	169	53	0	339
Public Affairs & Social Work	9	0	0	2	158	1	0	170
Social Sciences	187	0	0	305	59	15	0	566
Technical Trades	2,174	529	734	0	0	0	0	3,437
Theology	45	37	0	40	100	20	70	312
Visual & Performing Arts	315	41	28	99	27	0	0	510
All Others	0	0	0	71	0	0	0	71
** Total **	7,915	2,148	799	2,757	1,624	121	369	15,733

* The "All Others" summary area consists of unreported areas, primarily by out-of-state schools operating in Colorado.

¹An additional 81 proprietary schools did not participate in IPEDS in FY 1993 but are authorized to operate by the Colorado Division of Private Occupational Schools. If they graduated 70% of their students, as mandated by law, they would contribute another 6,369 certificates.

Vocational and private independent institutions produce mostly certificate level awards (50.3%) while public institutions produce mostly bachelor's level awards (55.3%) (Figures 7 and Figure 1).

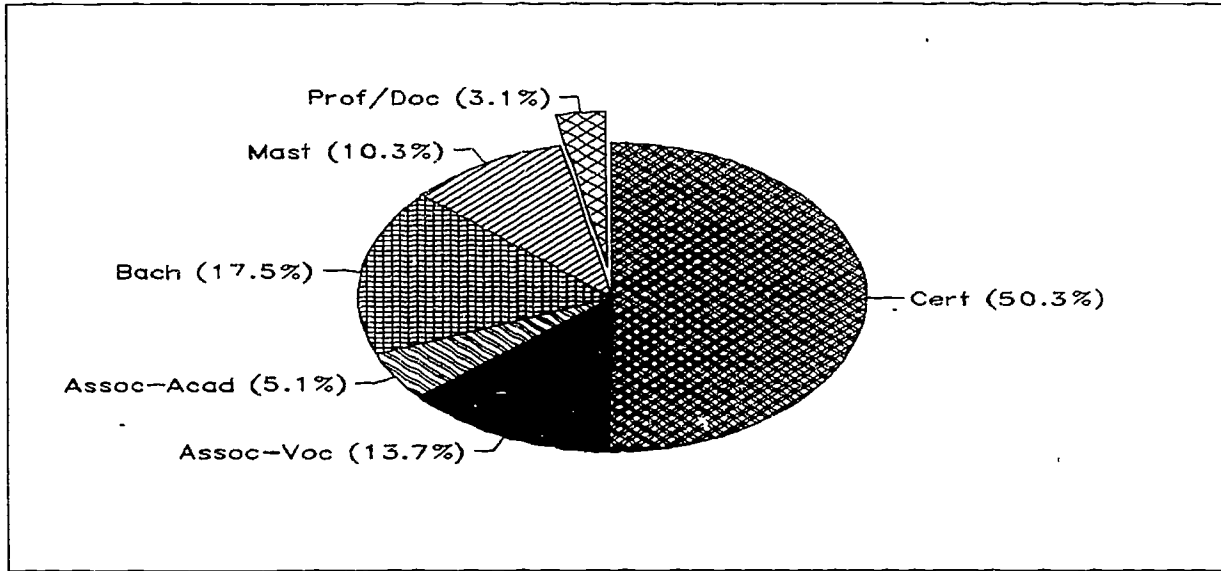


Figure 7 - FY 93 Degrees by Level for Non-Publics

DEFINITIONS

Definitions By Degree Level

CERTIFICATES: Requires the completion of a program that would be completed in 30 to 120 credit hours. Includes 1, 2, and 4-year certificate programs, as well as post-bachelor's and post-master's certificates (SURDS¹ degree level code 01, 02, 03, 04, or 05).

ACADEMIC ASSOCIATE: Normally requires at least 2, but less than 4 years of full-time equivalent college work in an academic field of study (SURDS degree level code 11, 12 or 13).

VOCATIONAL ASSOCIATE: Normally requires at least 2, but less than 4 years of full-time equivalent college work whose expressed intent is to impart work-related knowledge and skills (SURDS degree level code 11, 12 or 13).

BACHELOR: Normally requires at least 4 but not more than 5 years of full-time equivalent college-level work. Includes all bachelor's degrees conferred in a Cooperative or Work-Study Plan or Program. Also includes bachelor's degrees in which the normal 4 years of work is completed in 3 years (code 21).

MASTER'S: Requires the successful completion of a program of study of at least the full-time equivalent of 1, but not more than 2 academic years of work beyond the bachelor's degree (SURDS degree level code 31).

FIRST PROFESSIONAL: Requires completion of a program that meets all three of the following: (1) Completion of the academic requirements to begin practice in the profession; (2) At least 2 years of college work prior to entrance to the program; and (3) A total of at least 6 academic years of college work to complete the degree program, including prior required college work, plus the length of the professional program itself. The following fields are valid first-professional degrees in Colorado public institutions (SURDS degree level code 41):

Dentistry (D.D.S. or D.M.D.)
Medicine (M.D.)
Veterinary Medicine (D.V.M.)
Law (L.L.B. or J.D.)
Nursing (N.D.)
Pharmacy (D.Pharm.)

¹Student Unit-Record Data System (SURDS) is the automated data system used by the Colorado Commission on Higher Education to collect data about students (see Data Dictionary in CCHE Policy Manual). The system consists of five files: 1) Enrollment, 2) Degrees Granted, 3) Undergraduate Applicant, 4) Financial Aid, and 5) Colorado Student Incentive Grant (CSIG).

Other Federally-Recognized First Professional Degrees

Osteopathic Medicine (D.O.)
Podiatry (Pod.D. or D.P.)
Optometry (O.D.)
Chiropractic (D.C. or D.C.M.)
Theology (m.Div., M.H.L., B.D., or Ordination)

DOCTORAL: Requires work at the graduate level that terminates in a doctor's degree. The doctor's degree classification includes such degrees as Doctor of Education, Doctor of Juridical Science, Doctor of Public Health, and the Ph.D. degree in any field (SURDS degree level code 51).

Definitions By Race/Ethnicity

The ethnic categories used throughout this report are those defined by the SURDS DATA DICTIONARY and are consistent with the United States Civil Rights definitions. These definitions are as follows:

UNREPORTED: This category is used ONLY if the student did not select a racial/ethnic designation and the postsecondary institution finds it impossible to place the student in one of the racial/ethnic categories during the established enrollment procedures or in any post-enrollment identification or verification process.

NON-RESIDENT ALIEN: A person who is not a citizen or national of the United States and who is in this country on a temporary basis and does not have the right to remain indefinitely. Resident aliens, who are not citizens or nationals of the United States and who have been lawfully admitted for permanent residence (and who hold alien registration receipt cards -- Form I-551/155), are to be reported in the appropriate racial/ethnic categories along with United States citizens.

BLACK, NON-HISPANIC: A person having origins in any of the black racial groups of Africa (except those of Hispanic origin).

NATIVE AMERICAN OR ALASKAN NATIVE: A person having origins in any of the original peoples of North America, and who maintains cultural identification through tribal affiliation or community recognition.

ASIAN OR PACIFIC ISLANDER: A person having origins in any of the original peoples of the Far East, Southeast Asia, the Indian Subcontinent, or the Pacific Islands. This area includes, for example, China, Japan, Korea, the Philippine Islands, and Samoa.

HISPANIC: A person of Mexican, Puerto Rican, Cuban, Central or South American, or other Spanish culture or origin, regardless of race.

WHITE, NON-HISPANIC: A person having origins in any of the original peoples of Europe, North Africa, or the Middle East (except those of Hispanic origin).

SOURCES OF DATA

Data on degrees conferred was gathered from three data collection survey mechanisms submitted by the institutions:

- 1) Prior to fiscal year 1986, the Higher Education General Information Survey (HEGIS),
- 2) the Student Unit-Record Data System (SURDS), and
- 3) Integrated Postsecondary Education Data System (IPEDS) Completion and Consolidated survey forms.

The degrees reported represent the total number of degrees conferred, not the number of students receiving degrees. The two numbers may not be identical since a student may receive more than one academic award in the fiscal year.

Appendix A¹

Adams State College	1
Aims Community College	2
Arapahoe Community College	3
Colorado Mountain College	5
Colorado Northwestern Community College	6
Colorado School of Mines	7
Colorado State University	9
Community College of Aurora	13
Community College of Denver	14
Fort Lewis College	16
Front Range Community College	17
Lamar Community College	19
Mesa State College	20
Metropolitan State College of Denver	22
Morgan Community College	24
Northeastern Junior College	25
Otero Junior College	26
Pikes Peak Community College	27
Pueblo Community College	29
Red Rocks Community College	30
Trinidad State Junior College	31
University of Colorado - Boulder	32
University of Colorado - Colorado Springs	35
University of Colorado - Denver	36
University of Colorado - Health Sciences Center	38
University of Northern Colorado	39
University of Southern Colorado	42
Western State College	43

¹ Programs are listed in Classification of Instructional Programs (CIP code) order with the most current program name changes. As nearly as possible, open programs which did not grant degrees in a fiscal year have a "zero" in the column. A blank column was the default and was intended to indicate that the program was not yet open or had closed in the fiscal year. See Appendix B for general area categories and Appendix C for an alphabetical crosswalk by program name to CIP code.

Adams State College

Cip Code	Degree Title	Program Name	Fy88	Fy89	Fy90	Fy91	Fy92	Fy93
24.0101	AA	LIBERAL ARTS - A.A.....	6	9	12	13	9	11
24.0199	AS	LIBERAL ARTS - A.S.....				2	7	10
Subtotal Degree Level - AA/AS			6	9	12	15	16	21
13.1006	BA	SPECIAL EDUCATION E.M.H.....	7	6	5	1	0	
13.1202	BA	ELEMENTARY EDUCATION.....	35	31	0	0	0	
13.1303	BA	BUSINESS EDUCATION.....	5	2	0	0	0	
15.0603	BA/BS	INDUSTRIAL TECHNOLOGY.....	10	4	7	0	5	3
15.060302	BA	INDUSTRIAL EDUCATION.....	0	1	0	2	0	
16.0905	BA	SPANISH.....	2	2	0	0	4	2
23.0101	BA	ENGLISH.....	10	12	24	11	16	19
24.0103	BA	SELECTED STUDIES.....	9	17	59	57	53	51
26.0101	BA/BS	BIOLOGY.....	12	8	18	11	21	27
27.0101	BA/BS	MATHEMATICS.....	9	10	10	11	10	4
31.0505	BA	EXERCISE PHYSIOLOGY & LEISURE SCIENCE.....	12	25	19	12	20	18
36.0101	BA	RECREATION.....	4					
40.0501	BA/BS	CHEMISTRY.....	4	10	4	4	8	5
40.0601	BA/BS	GEOLOGY.....	1	5	1	3	0	2
40.0801	BA	PHYSICS.....					2	
42.0101	BA	PSYCHOLOGY.....	13	23	20	24	25	20
45.1101	BA	SOCIOLOGY.....	4	4	9	11	1	12
45.9999	BA	HISTORY & GOVERNMENT.....	13	18	17	14	14	14
50.0501	BA	SPEECH - THEATRE.....	3	3	4	0	3	2
50.0701	BA	ART.....	6	5	5	3	6	9
50.0901	BA	MUSIC.....	2	5	4	2	3	1
51.1005	BS	MEDICAL TECHNOLOGY.....	1				1	1
52.0201	BA/BS	BUSINESS ADMINISTRATION.....	70	90	82	86	80	89
52.0204	BA	OFFICE MANAGEMENT.....	1	2	0			
Subtotal Degree Level - Bachelor			233	283	288	252	272	279
13.1005	MA	SPECIAL EDUCATION - MODERATE NEEDS I.....	7	35	29	19	14	21
13.1202	MA	ELEMENTARY EDUCATION.....	49	59	57	25	49	28
13.1205	MA	SECONDARY EDUCATION.....	32	34	71	16	33	26
13.1314	MA	HEALTH, PHYSICAL EDUCATION & RECREATION...	13	17	16	7	9	13
23.0101	MA	ENGLISH.....	1	0	0	0		
42.0601	MA	GUIDANCE & COUNSELING.....	35	43	83	80	30	72
45.9999	MA	HISTORY & GOVERNMENT.....	0	0	0	1		
50.0701	MA	ART.....	2	3	0	2	1	2
Subtotal Degree Level - Master			139	191	256	150	136	162
** Total Degrees at ASC			378	483	556	417	424	462

Aims Community College

Cip Code	Degree Title	Program Name	Fy88	Fy89	Fy90	Fy91	Fy92	Fy93
01.0104	C	FARM & RANCH BUSINESS MANAGEMENT.....		1		39		
15.0303	C	ELECTRONICS TECHNOLOGY.....	1	0	0	0		
20.0203	C	EARLY CHILDHOOD EDUCATION.....	3	0	2	1	12	10
43.0107	C	BASIC PEACE OFFICER TRAINING ACADEMY.....	1	60	41	40	25	20
43.0203	C	FIRE SERVICE TRAINING ACADEMY.....	25		9	13	14	20
43.020302	C	VOLUNTEER FIREFIGHTER TRAINING.....		1				
46.9999	C	BUILDING CONSTRUCTION.....	0	2	2	0	0	
47.0603	C	AUTOMOTIVE COLLISION REPAIR TECHNOLOGY....	14	6	2	1	4	3
47.0604	C	AUTOMOTIVE MECHANICS TECHNOLOGY.....	3	1	2	3	0	
48.0101	C	DRAFTING TECHNOLOGY.....	2	4	4	8	6	6
48.0201	C	GRAPHIC TECHNOLOGY.....	0	3	5	1	0	3
48.0508	C	WELDING TECHNOLOGY.....	7	0	6	0	1	1
49.0102	C	AVIATION TECHNOLOGY.....						1
51.0904	C	EMERGENCY MEDICAL TECHNICIAN.....	45	111	85	167	164	174
51.0999	C	BIOFEEDBACK THERAPY.....	3	4	0			
51.2601	C	GERIATRIC AIDE.....					25	18
52.0401	C	OFFICE OCCUPATIONS.....	31	21	18	12	10	13
Subtotal Degree Level - Certificate			135	213	177	285	261	269
01.0501	AAS	AGRICULTURAL TECHNOLOGY.....	1	1	0	0	0	
15.0303	AAS	ELECTRONICS TECHNOLOGY.....	25	15	20	23	25	19
15.9999	AAS	ENGINEERING TECHNOLOGY.....	19	11	15	18	15	14
20.0203	AAS	EARLY CHILDHOOD EDUCATION.....	6	4	14	9	7	8
43.0103	AAS	CRIMINAL JUSTICE.....	12	10	13	15	16	16
43.0201	AAS	FIRE SERVICE TECHNOLOGY.....	5	8	9	8	3	5
46.9999	AAS	BUILDING CONSTRUCTION.....	5	3	2	0	0	
47.0603	AAS	AUTOMOTIVE COLLISION REPAIR TECHNOLOGY....	4	7	5	5	2	1
47.0604	AAS	AUTOMOTIVE MECHANICS TECHNOLOGY.....	2	7	5	5	5	6
48.0201	AAS	GRAPHIC TECHNOLOGY.....	18	11	16	14	16	24
48.0508	AAS	WELDING TECHNOLOGY.....	2	6	8	4	2	4
49.0102	AAS	AVIATION TECHNOLOGY.....	3	53	83	27	22	19
51.0907	AAS	RADIOLOGIC TECHNOLOGY.....	11	15	16	17	13	13
52.0302	AAS	ACCOUNTING.....	41	28	17	21	19	28
52.0401	AAS	OFFICE OCCUPATIONS.....	33	33	38	28	35	36
52.0403	AAS	JUDICIAL-LEGAL SECRETARY.....	8	14	0	0		
52.1201	AAS	BUSINESS INFORMATION SYSTEMS.....	13	14	12	6	11	10
52.1401	AAS	MARKETING MANAGEMENT.....	58	43	41	46	34	37
Subtotal Degree Level - AAS			266	283	314	246	225	240
24.0101	AA	LIBERAL ARTS - A.A.....	168	159	136	161	169	218
24.0102	AGS	GENERAL STUDIES.....	1	6	2	7	5	7
24.0199	AS	LIBERAL ARTS - A.S.....	9	13	22	13	19	19
Subtotal Degree Level - AA/AS			178	178	160	181	193	244
** Total Degrees at AIMS			579	674	651	712	679	753

Arapahoe Community College

Cip Code	Degree Title	Program Name	Fy88	Fy89	Fy90	Fy91	Fy92	Fy93
08.0102	C	FASHION MERCHANDISING.....	2	0	0	0	0	
08.0705	C	RETAIL MERCHANDISING.....	1					
08.0706	C	PROFESSIONAL SELLING.....	0	1				
08.1105	C	TRAVEL & TOURISM.....		32	36	28	36	35
15.0101	C	ARCHITECTURAL DESIGN.....	12	9	5	5	4	10
15.0303	C	ELECTRONICS TECHNOLOGY.....						1
15.0501	C	AIR CONDITIONING & REFRIGERATION.....	10			12	10	
15.0805	C	MECHANICAL DRAFTING & DESIGN TECHNOLOGY...	3	1			1	
20.0401	C	RESTAURANT ARTS, FOOD MGMT, PROD. & SVC...				2	1	2
22.0103	C	LEGAL ASSISTANT.....	27	19	30	24	21	17
43.0102	C	DETENTION OFFICER TRAINING.....	0	0	1	0	0	1
43.0103	C	ADMINISTRATION OF JUSTICE.....	52	65	112	102	116	148
43.0201	C	FIRE SERVICE TECHNOLOGY.....					62	26
46.0201	C	CARPENTRY.....					1	
47.0106	C	REFRIGERATION & PLIANCE SERVICE.....	2	21	18	4	6	5
47.0603	C	AUTO BODY REPAIR.....	3	1	0	0	2	
47.0604	C	AUTOMOTIVE SERVICE.....	5	1	0	1	1	2
48.0503	C	MACHINE SHOP TECHNOLOGY-AVS.....			1	1	1	
50.0402	C-	GRAPHIC DESIGN & ILLUSTRATION.....	1	2	1	1	3	2
51.0705	C	MEDICAL OFFICE ASSISTING.....		10	2	6	7	7
51.0904	C	EMERGENCY MEDICAL TECHNOLOGY.....	1	0	0	0	1	
51.9999	C	ACTIVITY PROFESSIONAL TRAINING.....						2
52.0299	C	MANAGEMENT.....			1	3	4	4
52.0302	C	ACCOUNTING.....	5	0	0	0	0	
52.0401	C	OFFICE TECHNOLOGIES.....	4	12	5	7	5	7
52.1101	C	INTERNATIONAL BUSINESS.....						1
52.1201	C	COMPUTER INFORMATION SYSTEMS.....	4	4	2	5	7	3
52.1401	C	MARKETING.....		1		1	3	
Subtotal Degree Level - Certificate			132	179	214	202	292	273
01.0605	AAS	LANDSCAPE ARCHITECTURAL TECHNOLOGY.....			1	1	2	1
08.0102	AAS	FASHION MERCHANDISING.....	3					
08.0401	AAS	FINANCIAL SERVICES.....	4	1	0	0	0	
15.0101	AAS	ARCHITECTURAL DESIGN.....	6	6	3	4	9	6
15.0303	AAS	ELECTRONICS TECHNOLOGY.....	17	14	19	24	24	21
15.0805	AAS	MECHANICAL DRAFTING & DESIGN TECHNOLOGY...	6	8	3	3	4	7
22.0103	AAS	LEGAL ASSISTANT.....	37	22	35	29	37	26
43.0103	AAS	ADMINISTRATION OF JUSTICE.....	12	16	19	17	15	27
46.9999	AAS	CONSTRUCTION SUPERVISION.....				1	1	
47.0604	AAS	AUTOMOTIVE SERVICE & TECHNOLOGY.....	17	13	15	10	10	10
50.0402	AAS	GRAPHIC DESIGN & ILLUSTRATION.....	3	9	8	13	6	16
50.0408	AAS	INTERIOR DESIGN.....	36	21	28	15	32	29
51.0705	AAS	MEDICAL OFFICE ASSISTING.....	2	6	2	2	5	6
51.0707	AAS	HEALTH INFORMATION TECHNOLOGY.....	12	9	14	26	19	29
51.0806	AAS	PHYSICAL THERAPIST ASSISTANT.....				15	20	16
51.0904	AAS	PARAMEDIC.....	1	2		1	2	
51.1004	AAS	MEDICAL LABORATORY TECHNOLOGY.....	9	6	6	10	11	10
51.1601	AAS	NURSING.....	34	43	43	60	51	71
52.0201	AAS	BUSINESS ADMINISTRATION.....	9	6	9	15	20	13
52.0299	AAS	MANAGEMENT.....	8	14	11	14	8	12
52.0302	AAS	ACCOUNTING.....	14	11	18	6	12	11
52.0401	AAS	OFFICE TECHNOLOGIES.....	11	10	12	12	10	5
52.0803	AAS	BANKING & FINANCIAL SERVICES.....				1	1	1
52.0901	AAS	HOSPITALITY MANAGEMENT.....						1
52.1201	AAS	COMPUTER INFORMATION SYSTEMS.....	14	9	10	15	11	19
52.1401	AAS	MARKETING.....	0	9	3	11	10	9

Arapahoe Community College

Cip Code	Degree Title	Program Name	Fy88	Fy89	Fy90	Fy91	Fy92	Fy93
		Subtotal Degree Level - AAS	255	235	259	305	320	346
24.0101	AA	LIBERAL ARTS - A.A.....	41	51	62	92	133	128
24.0102	AGS	GENERAL STUDIES.....	55	69	58	58	61	48
24.0199	AS	LIBERAL ARTS - A.S.....	63	51	29	27	28	21
		Subtotal Degree Level - AA/AS	159	171	149	177	222	197
		** Total Degrees at ACC	546	585	622	684	834	816

Colorado Mountain College

Cip Code	Degree Title	Program Name	Fy88	Fy89	Fy90	Fy91	Fy92	Fy93
08.0708	C	MARKETING MANAGEMENT.....			8	3		
08.0901	C	RESORT MANAGEMENT.....		2	3	4	2	5
08.1105	C	TRAVEL & TOURISM.....	0	5				
31.0504	C	HEALTH FITNESS TECHNOLOGY.....	7	11	10	14	2	3
43.0107	C	COLORADO LAW ENFORCEMENT TRAINING ACADEMY.....	12	10	14		17	42
43.0201	C	FIRE SCIENCE TECHNOLOGY.....			1			
46.9999	C	ENERGY EFFICIENT BUILDING TECHNOLOGY.....	17	10	14	4	0	
50.0402	C	GRAPHIC DESIGN.....	0	2	0	1	1	
51.0904	C	EMERGENCY MEDICAL TECHNOLOGY.....			138	64	225	206
51.1614	C	NURSING ASSISTANT.....	5	6	14	19	51	33
51.1802	C	VISION CARE ASSISTANT.....	0	0	0	2	0	
52.0302	C	ACCOUNTING.....	4	8	19	10	8	11
52.0401	C	OFFICE ADMINISTRATION.....	1	2	9	8	6	10
52.0407	C	INFORMATION PROCESSING TECHNICIAN.....	4		3		4	
52.0701	C	SMALL BUSINESS MANAGEMENT.....	2	0	0			0
52.0903	C	SUPERVISION/MGMT OF SKI AREA OPERATIONS...						1
52.1201	C	MICRO COMPUTER MANAGER.....					1	2
52.1501	C	REAL ESTATE.....			1		1	
Subtotal Degree Level - Certificate			52	56	234	133	318	313
02.0203	AAS	VETERINARY TECHNOLOGY.....	33	25	27	26	18	19
08.0708	AAS	MARKETING MANAGEMENT.....			4	3	12	8
08.0901	AAS	RESORT MANAGEMENT.....	12	14	9	13	19	9
15.0507	AAS	ENVIRONMENTAL PROTECTION TECH.....	4	5	10	4	5	11
43.0103	AAS	CRIMINAL JUSTICE.....	7	6	7	5	2	6
43.0201	AAS	FIRE SCIENCE TECHNOLOGY.....		2	1	6	4	
50.0402	AAS	GRAPHIC DESIGN.....	3	7	2	2	2	3
50.0406	AAS	COMMERCIAL PHOTOGRAPHY.....	14	16	17	11	15	6
52.0201	AAS	BUSINESS MANAGEMENT.....	9					
52.0302	AAS	ACCOUNTING.....	3	4	5	7	9	9
52.0401	AAS	OFFICE ADMINISTRATION.....	1	2	1	3	2	3
52.0903	AAS	SUPERVISION/MGMT OF SKI AREA OPERATIONS...	12	12	5	12	3	7
Subtotal Degree Level - AAS			98	93	88	92	91	81
24.0101	AA	LIBERAL ARTS - A.A.....	56	66	70	87	90	110
24.0102	AGS	GENERAL STUDIES.....	6	9	6	9	12	5
24.0199	AS	LIBERAL ARTS - A.S.....	3	12	15	23	18	14
Subtotal Degree Level - AA/AS			65	87	91	119	120	129
** Total Degrees at CMC			215	236	413	344	529	523

Colorado Northwestern Community College

Cip Code	Degree Title	Program Name	Fy88	Fy89	Fy90	Fy91	Fy92	Fy93
01.0104	C	FARM & RANCH BUSINESS MANAGEMENT.....					6	
43.0103	C	CRIMINAL JUSTICE.....					1	1
47.0608	C	AVIATION MAINTENANCE TECHNOLOGY.....	10	9	1	5	7	18
52.0204	C	OFFICE ADMINISTRATION.....		0			4	2
52.0401	C	OFFICE OCCUPATIONS.....	2	2	2	3		
Subtotal Degree Level - Certificate			12	11	3	8	18	21
15.0404	AAS	INSTRUMENTATION TECHNOLOGY.....	4	1	2	1	0	
15.0903	AAS	PETROLEUM TECHNOLOGY.....	3	0	1	0	0	
43.0103	AAS	CRIMINAL JUSTICE.....	14	12	11	16	11	9
47.0608	AAS	AVIATION MAINTENANCE TECHNOLOGY.....	5	3	14	7	4	19
49.0102	AAS	AVIATION TECHNOLOGY.....	13	17	23	18	10	11
51.0602	AAS	DENTAL HYGIENE.....	18	19	17	20	20	18
52.0204	AAS	OFFICE ADMINISTRATION.....	1	10	2	5	5	7
52.0401	AAS	OFFICE ADMINISTRATION (WD PR).....	2		1			
52.0701	AAS	SMALL BUSINESS ADMINISTRATION.....	0	3	3	2	1	3
Subtotal Degree Level - AAS			60	65	74	69	51	67
24.0101	AA	LIBERAL ARTS - A.A.....	12	24	16	28	29	31
24.0102	AGS	GENERAL STUDIES.....	1	2	0	1	1	6
24.0199	AS	LIBERAL ARTS - A.S.....	15	10	7	6	5	10
Subtotal Degree Level - AA/AS			28	36	23	35	35	47
** Total Degrees at CNCC			100	112	100	112	104	135

Colorado School of Mines

Cip Code	Degree Title	Program Name	Fy88	Fy89	Fy90	Fy91	Fy92	Fy93
14.0101	BS	ENGINEERING.....	86	94	102	91	107	106
14.0701	BS	CHEMICAL & PETROLEUM REFINING ENGINEERING.	55	55	48	38	41	49
14.1201	BS	ENGINEERING PHYSICS.....	16	16	6	20	15	10
14.1501	BS	GEOLOGICAL ENGINEERING.....	31	21	12	11	14	12
14.150102	PE	GEOL ENGR/HYDROGEO/EXPLOR SCI/ENGR GEOL...	3	3	6	6	4	7
14.1601	BS	GEOPHYSICAL ENGINEERING.....	28	13	12	9	5	7
14.160102	PE	GEOPHYSICAL ENGINEER/GEOPHYSICS.....	8	3	1	3	4	
14.2001	BS	METALLURGICAL & MATERIALS ENGINEERING.....	21	25	32	23	14	24
14.2101	BS	MINING ENGINEERING.....	9	9	10	16	9	8
14.210102	PE	ENGINEER OF MINES.....						1
14.2501	BS	PETROLEUM ENGINEERING.....	49	35	38	31	19	21
14.250102	PE	PETROLEUM ENGINEER.....	0		1			
27.0101	BS	MATHEMATICS & COMPUTER SCIENCE.....	21	14	15	18	16	21
40.0501	BS	CHEMISTRY.....	10	5	4	10	5	4
Subtotal Degree Level - Bachelor			337	293	287	276	253	270
14.0701	MS	CHEMICAL & PETROLEUM REFINING ENGINEERING.	14	13	8	6	5	2
14.1101	MS	APPLIED MECHANICS.....			4	4	5	3
14.110102	ME	APPLIED MECHANICS.....	0	0	1	0	1	
14.1401	MS	ENVIRONMENTAL SCIENCE & ENGINEERING.....						15
14.1501	MS	GEOLOGICAL ENGINEERING.....	0	1	0	1	1	
14.150102	ME	GEOLOGICAL ENGINEER/GEOLOGY.....	8	5	3	8	3	8
14.1601	MS	GEOPHYSICAL ENGINEERING.....	6	4	6	2	3	6
14.160102	ME	GEOPHYSICAL ENGINEER/GEOPHYSICS.....	0	2	1	0	1	
14.1801	MS	MATERIALS SCIENCE.....		1		9	6	4
14.2001	MS	METALLURGICAL & MATERIALS ENGINEERING.....	16	14	14	11	4	15
14.2101	MS	MINING ENGINEERING.....	4	3	3	5	7	5
14.210102	ME	ENGINEER OF MINES.....	0	3	0	0	1	1
14.2501	MS	PETROLEUM ENGINEERING.....	8	8	9	4	3	5
14.250102	ME	PETROLEUM ENGINEER.....	2	0	1	1	1	
26.0603	MS	MINERAL RESOURCES ECOLOGY.....		5	1	6	25	21
26.060302	MS	ECOLOGICAL ENGINEERING.....	3	5	8	13	20	43
27.0101	MS	MATHEMATICS & COMPUTER SCIENCE.....	2	3	16	10	13	8
40.0501	MS	CHEMISTRY.....	1	2	4	1	0	3
40.0601	MS	GEOLOGY.....	16	11	7	11	18	12
40.0602	MS	GEOCHEMISTRY.....	4	4	2	3	3	1
40.0603	MS	GEOPHYSICS.....	13	9	5	11	6	6
40.0701	MS	METALLURGY.....	2	1	0	2	1	
40.0801	MS	PHYSICS.....	1	1	9	4	2	1
45.0602	MS	MINERAL ECONOMICS.....	23	15	32	37	20	32
Subtotal Degree Level - Master			123	110	134	149	149	191
14.0701	PH.D	CHEMICAL & PETROLEUM REFINING ENGINEERING.	2	3	1	3	4	4
14.1501	PH.D	GEOLOGICAL ENGINEERING.....	1	1	0	1	1	1
14.1601	PH.D	GEOPHYSICAL ENGINEERING.....	1		2	2	4	
14.1801	PH.D	MATERIALS SCIENCE.....		1	2	1		2
14.2001	PH.D	METALLURGICAL & MATERIALS ENGINEERING.....	3	5	7	0	1	7
14.2101	PH.D	MINING ENGINEERING.....	0	1	0	1	4	1
14.2501	PH.D	PETROLEUM ENGINEERING.....	4	1	1	3	2	1
27.0101	PH.D	MATHEMATICS & COMPUTER SCIENCE.....	1		2	1	1	3
40.0599	PH.D	APPLIED CHEMISTRY.....	1	1	1	1	3	3
40.0601	PH.D	GEOLOGY.....	7	7	6	4	4	2
40.0602	PH.D	GEOCHEMISTRY.....	3	0	4	5	5	3
40.0603	PH.D	GEOPHYSICS.....	5	6	3	3	2	3
40.0701	PH.D	METALLURGY.....	0	1	1			

Colorado School of Mines

Cip Code	Degree Title	Program Name	Fy88	Fy89	Fy90	Fy91	Fy92	Fy93
40.0899	PH.D	APPLIED PHYSICS.....		2	3		4	1
45.0602	PH.D	MINERAL ECONOMICS.....	5	14	5	8	4	1
Subtotal Degree Level - Doctoral			33	43	38	33	39	32
** Total Degrees at CSM			493	446	459	458	441	493

Colorado State University

Cip Code	Degree Title	Program Name	Fy88	Fy89	Fy90	Fy91	Fy92	Fy93
01.0102	BS	AGRICULTURAL BUSINESS.....	24	27	21	21	29	32
01.0103	BS	AGRICULTURAL ECONOMICS.....	6	3	2	5	10	10
01.0104	BS	FARM & RANCH MANAGEMENT.....	6	7	8	0	3	4
01.0605	BS	LANDSCAPE HORTICULTURE.....	22	22	32	13	26	27
02.0101	BS	BIO-AGRICULTURAL SCIENCE.....	3	6	0	5	8	5
02.010102	BS	GENERAL AGRICULTURE.....	11	9	8	6	4	3
02.0201	BS	ANIMAL SCIENCE.....	51	50	42	50	39	55
02.0299	BS	EQUINE SCIENCE.....	27	31	43	59	33	35
02.0301	BS	FOOD SCIENCE & TECHNOLOGY.....	4	2	3	2	2	9
02.0402	BS	AGRONOMY.....	16	21	10	6	12	14
02.0403	BS	HORTICULTURE.....	8	11	6	6	4	5
02.0409	BS	RANGE ECOLOGY.....	4	1	0	3	3	2
02.040902	BS	RANGE & FOREST MANAGEMENT.....	3	2	5	3	4	3
02.999903	BS	AGRICULTURAL EDUCATION.....	3	7	4	2	7	6
03.0201	BS	NATURAL RESOURCES MANAGEMENT.....	15	10	0	30	20	26
03.0301	BS	FISHERY BIOLOGY.....	6	7	7	10	10	10
03.0502	BS	FORESTRY.....	20	17	13	20	16	16
03.0509	BS	WOOD SCIENCE & TECHNOLOGY.....	6	1	4		1	
03.0601	BS	WILDLIFE BIOLOGY.....	41	37	41	32	48	70
04.0601	BS	LANDSCAPE ARCHITECTURE.....	17	23	12	7	25	16
09.0401	BA	TECHNICAL JOURNALISM.....	83	86	103	88	108	102
09.0499	BA	AGRICULTURAL/ NATURAL RESOURCES JOURNALISM.....	1	0	2	0	2	4
11.0101	BS	COMPUTER SCIENCE.....	79	87	89	76	44	59
14.0301	BS	AGRICULTURAL ENGINEERING.....	11	5	3	4	3	5
14.0701	BS	CHEMICAL ENGINEERING.....	14	24	20	22	16	9
14.0801	BS	CIVIL ENGINEERING.....	72	55	70	58	61	75
14.1001	BS	ELECTRICAL ENGINEERING.....	88	85	53	40	31	40
14.1301	BS	ENGINEERING SCIENCE.....	11	16	16	11	20	21
14.1901	BS	MECHANICAL ENGINEERING.....	70	63	89	53	77	66
15.0603	BS	INDUSTRIAL TECHNOLOGY.....	41	49	0	43	46	43
15.060302	BS	INDUSTRIAL SCIENCES & TECHNOLOGY.....	19	32	54	27	20	18
15.1001	BS	CONSTRUCTION MANAGEMENT.....	92	91	93	74	64	65
16.0501	BA	GERMAN.....	7	3	7	1	2	5
16.0901	BA	FRENCH.....	4	4	4	1	12	4
16.0905	BA	SPANISH.....	14	9	8	12	11	8
19.0101	BS	HOME ECONOMICS.....	8	7	6	12	6	3
19.0402	BS	CONSUMER SCIENCES.....	5	5	11	10	6	16
19.0501	BS	HUMAN NUTRITION & DIETETICS.....	44	27	33	41	0	
19.0503	BS	HUMAN NUTRITION & DIETETICS.....					41	55
19.0701	BS	HUMAN DEVELOPMENT & FAMILY STUDIES.....	133	107	125	138	165	180
19.0901	BS	APPAREL & MERCHANDISING.....	69	69	53	67	57	60
23.0101	BA	ENGLISH.....	36	45	45	63	70	74
23.1001	BA	SPEECH COMMUNICATION.....	52	64	60	59	62	95
24.0103	BA	ARTS & HUMANITIES.....	29	29	30	41	45	48
26.0101	BS	BIOLOGICAL SCIENCE.....	66	103	87	85	141	131
26.0202	BS	BIOCHEMISTRY.....	19	11	22	15	17	25
26.0301	BS	BOTANY.....	3	2	2	2	2	2
26.0501	BS	MICROBIOLOGY.....	41	43	118	63	56	53
26.0701	BS	ZOOLOGY.....	30	23	27	16	15	31
26.0702	BS	ENTOMOLOGY.....	11	1	0	0	0	
27.0101	BS	MATHEMATICS.....	74	54	39	52	42	41
27.0501	BS	STATISTICS.....	1	0	6	1	2	
31.0301	BS	RECREATION RESOURCES MANAGEMENT.....	21	29	18	36	44	52
31.0505	BS	EXERCISE & SPORT SCIENCE.....	61	50	65	101	120	144
38.0101	BA	PHILOSOPHY.....	6	9	8	11	5	8
40.0101	BS	PHYSICAL SCIENCE.....	3	4	9	6	12	7
40.0501	BS	CHEMISTRY.....	22	26	12	15	15	16
40.060102	BS	GEOLOGY.....	16	17	9	8	6	7
40.07030C	BS	WATERSHED SCIENCES.....	9	5	16	5	4	4

Colorado State University

Cip Code	Degree Title	Program Name	Fy88	Fy89	Fy90	Fy91	Fy92	Fy93
40.0801	BS	PHYSICS.....	12	14	10	9	9	4
42.0101	BS	PSYCHOLOGY.....	111	105	127	149	138	148
44.0701	BA	SOCIAL WORK.....	49	36	50	47	58	54
45.0101	BA	SOCIAL SCIENCES.....	71	87	94	125	141	210
45.0201	BA	ANTHROPOLOGY.....	20	11	18	12	18	22
45.0601	BA	ECONOMICS.....	78	45	66	61	69	57
45.0801	BA	HISTORY.....	45	36	55	42	58	64
45.1001	BA	POLITICAL SCIENCE.....	66	68	71	86	76	116
45.1101	BA	SOCIOLOGY.....	27	27	36	32	33	44
50.0408	BS	INTERIOR DESIGN.....	41	36	44	33	48	38
50.0501	BA	PERFORMING ARTS: THEATRE & DANCE.....					11	10
50.0701	BA/BFA	ART.....	90	99	84	80	80	101
50.0901	BA	MUSIC.....				16	2	6
50.090102	BM	MUSIC.....	7	7	5	4	15	9
50.0903	BM	MUSIC.....	6	4	11			
51.0201	BS	COMMUNICATION DISORDERS.....	22	14	20	26	38	41
51.2202	BS	ENVIRONMENTAL HEALTH.....	7	16	23	15	22	34
51.2305	BA	MUSIC THERAPY.....	6	7	5	0	0	
51.2306	BS	OCCUPATIONAL THERAPY.....	88	67	57	68	72	71
51.2501	BS	VETERINARY SCIENCE.....	7	0	0			
52.0201	BS	BUSINESS ADMINISTRATION.....	415	497	474	498	525	517
52.0902	BS	RESTAURANT MANAGEMENT.....	9	5	8	9	11	12
Subtotal Degree Level - Bachelor			2835	2814	2931	2949	3178	3482
01.0103	MS	AGRICULTURAL & RESOURCE ECONOMICS.....	8	5	12	15	11	6
02.0101	M.AGR	AGRICULTURAL SCIENCES.....	12	4	4	4	4	3
02.0201	MS	ANIMAL SCIENCES.....	13	10	6	14	7	14
02.0402	MS	AGRONOMY.....	10	11	6	13	9	6
02.0403	MS	HORTICULTURE.....	5	2	4	6	5	7
02.0409	MS	RANGE SCIENCE.....	13	6	9	16	4	6
03.0301	MS	FISHERY & WILDLIFE BIOLOGY.....	18	12	20	9	16	19
03.0502	MS/MF	FOREST SCIENCES.....	17	16	10	9	18	10
09.0501	MS	TECHNICAL COMMUNICATION.....			2	5	7	8
11.0101	MS	COMPUTER SCIENCE.....	14	17	21	12	19	15
13.0101	M.ED	EDUCATION.....	102	98	0			
13.0406	MS	STUDENT AFFAIRS IN HIGHER EDUCATION.....				10	17	15
13.1309	MS	INDUSTRIAL SCIENCES.....	18	23	16	17	19	10
13.1399	M.ED	VOCATIONAL EDUCATION.....	18	38	120	78	50	36
14.0301	MS	AGRICULTURAL ENGINEERING.....	6	5	12	8	9	7
14.0701	MS	CHEMICAL ENGINEERING.....	13	12	7	8	6	4
14.0801	MS	CIVIL ENGINEERING.....	46	53	48	59	46	50
14.1001	MS	ELECTRICAL ENGINEERING.....	9	22	10	8	18	18
14.1901	MS	MECHANICAL ENGINEERING.....	20	18	10	26	15	25
16.0101	MA	FOREIGN LANGUAGES & LITERATURES.....	0	3	6	4	5	5
19.0101	M.H.EC	HOME ECONOMICS.....	1	2	1	0	1	
19.0402	MA/MS	DESIGN, MERCHANDISING, & CONSUMER SCIENCES.....	1	2	5	8	6	7
19.0501	MS	FOOD SCIENCE & NUTRITION.....	16	14	16	12	18	9
19.0701	MS	HUMAN DEVELOPMENT & FAMILY STUDIES.....	5	10	13	8	13	12
19.0901	MA/MS	TEXTILES AND CLOTHING.....	10	0	0	0	0	
23.0101	MA/MAT	ENGLISH.....	9	21	16	17	21	22
23.0501	MFA	CREATIVE WRITING.....		3	5	5	4	6
23.1001	MA	SPEECH COMMUNICATION.....	4	2	4	1	11	4
26.0202	MS	BIOCHEMISTRY.....	0	2	3	0	2	
26.0301	MS	BOTANY.....	4	4	3	1	2	1
26.0305	MS	PLANT PATHOLOGY.....		3	7	1	5	2
26.0501	MS	MICROBIOLOGY.....	7	3	4	3	6	2
26.0601	MS	ANATOMY.....	4	2	1	3	0	6

Colorado State University

Cip Code	Degree Title	Program Name	Fy88	Fy89	Fy90	Fy91	Fy92	Fy93
26.0611	MS	RADIOLOGY & RADIATION BIOLOGY.....	7	4	8	6	10	7
26.0701	MS	ZOOLOGY.....	5	6	2	7	9	3
26.0702	MS	ENTOMOLOGY.....	4	6	1	3	3	3
26.0704	MS	PATHOLOGY.....	0	2	1	0	0	1
26.0706	MS	PHYSIOLOGY.....	8	5	2	7	6	2
27.0101	MS/MAT	MATHEMATICS.....	13	14	14	21	12	9
27.0501	MS	STATISTICS.....	3	4	5	3	10	6
31.0505	MS	EXERCISE & SPORT SCIENCE.....	11	13	8	9	16	15
31.9999	MS	RECREATION RESOURCES.....	6	5	5	5	6	6
38.0101	MA	PHILOSOPHY.....	4	4	1	1	1	7
40.0401	MS	ATMOSPHERIC SCIENCE.....	10	13	17	13	12	24
40.0501	MS	CHEMISTRY.....	3	4	1	2	1	2
40.060102	MS	GEOLOGY.....	10	15	24	10	10	9
40.0703	MS	EARTH RESOURCES.....	7	8	0	5	5	10
40.0801	MS	PHYSICS.....	7	3	10	3	7	10
42.0101	MS	PSYCHOLOGY.....	18	8	9	12	15	15
44.0701	MSW	SOCIAL WORK.....	21	26	19	23	26	21
45.0201	MA	ANTHROPOLOGY.....	5	8	5	4	4	3
45.0601	MA	ECONOMICS.....	8	9	6	8	7	8
45.0801	MA	HISTORY.....	6	4	7	11	10	11
45.1001	MA	POLITICAL SCIENCE.....	3	5	4	1	5	2
45.1101	MA	SOCIOLOGY.....	7	3	2	2	3	5
50.0701	MFA	ART.....	1	10	2	7	6	5
50.0901	MM	MUSIC.....	3	6	2	3	6	8
51.0201	MS	COMMUNICATION DISORDERS.....	16	14	17	20	29	21
51.2202	MS	ENVIRONMENTAL HEALTH.....	8	12	11	11	15	11
51.2306	MS	OCCUPATIONAL THERAPY.....	7	14	13	10	16	15
51.2501	MS	CLINICAL SCIENCES.....	14	3	10	2	5	9
52.0201	MS/MBA	BUSINESS ADMINISTRATION.....	99	98	85	118	150	136
Subtotal Degree Level - Master			717	752	692	707	779	719
51.2401	DVM	VETERINARY MEDICINE.....	134	122	124	123	127	116
Subtotal Degree Level - First Prof			134	122	124	123	127	116
01.0103	PH.D	AGRICULTURAL & RESOURCE ECONOMICS.....	2	3	4	4	1	4
02.0201	PH.D	ANIMAL SCIENCES.....	4	4	4	4	4	3
02.0402	PH.D	AGRONOMY.....	5	5	10	6	7	3
02.0403	PH.D	HORTICULTURE.....	2	2	3	3	2	
02.0409	PH.D	RANGE SCIENCE.....	8	6	3	1	7	8
03.0301	PH.D	FISHERY & WILDLIFE BIOLOGY.....	3	5	4	6	6	4
03.0502	PH.D	FOREST SCIENCES.....	4	4	5	7	5	3
11.0101	PH.D	COMPUTER SCIENCE.....	1	0	1	0	1	5
13.1399	PH.D	VOCATIONAL EDUCATION.....	28	17	10	21	25	18
14.0301	PH.D	AGRICULTURAL ENGINEERING.....	9	7	5	7	3	7
14.0701	PH.D	CHEMICAL ENGINEERING.....	1			1		4
14.0801	PH.D	CIVIL ENGINEERING.....	24	19	25	23	19	28
14.1001	PH.D	ELECTRICAL ENGINEERING.....	5	6	8	5	11	9
14.1901	PH.D	MECHANICAL ENGINEERING.....	3	4	4	6	6	6
19.0501	PH.D	FOOD SCIENCE & NUTRITION.....	4	4	3	2	6	5
26.0202	PH.D	BIOCHEMISTRY.....	2	7	1	3	4	3
26.0301	PH.D	BOTANY.....	4	2	0	2	4	2
26.0305	PH.D	PLANT PATHOLOGY.....		1		2	2	4
26.0501	PH.D	MICROBIOLOGY.....	6	2	4	9	4	4
26.0601	PH.D	ANATOMY.....	2	2	0	1	0	2
26.0611	PH.D	RADIOLOGY & RADIATION BIOLOGY.....	2	3	4	2	7	2

Colorado State University

Cip Code	Degree Title	Program Name	Fy88	Fy89	Fy90	Fy91	Fy92	Fy93
26.0701	Ph.D	ZOOLOGY.....	8	1	7	8	1	
26.0702	Ph.D	ENTOMOLOGY.....	2	3	1	2	1	2
26.0704	Ph.D	PATHOLOGY.....	4	6	1	6	5	4
26.0706	Ph.D	PHYSIOLOGY.....	6	3	4	3	5	4
27.0101	Ph.D	MATHEMATICS.....	5	7	1	1	5	2
27.0501	Ph.D	STATISTICS.....	6	5	3	2	2	10
31.9999	Ph.D	RECREATION RESOURCES.....	4	4	0	2	0	2
40.0401	Ph.D	ATMOSPHERIC SCIENCE.....	7	7	5	5	8	11
40.0501	Ph.D	CHEMISTRY.....	14	11	24	22	13	10
40.0703	Ph.D	EARTH RESOURCES.....	3	3	6	2	2	6
40.0801	Ph.D	PHYSICS.....	7	3	1	1	7	2
42.0101	Ph.D	PSYCHOLOGY.....	7	11	17	15	9	11
45.0601	Ph.D	ECONOMICS.....	3	1	4	8	3	2
45.1001	Ph.D	POLITICAL SCIENCE.....	1	0	2	0	1	1
45.1101	Ph.D	SOCIOLOGY.....	4	2	1	2	6	2
51.2202	Ph.D	ENVIRONMENTAL HEALTH.....		2	2	3	2	3
51.2501	Ph.D	CLINICAL SCIENCES.....	1	1	1			1
Subtotal Degree Level - Doctoral			201	173	178	197	194	197
** Total Degrees at CSU			3887	3861	3925	3976	4278	4514

Community College of Aurora

Cip Code	Degree Title	Program Name	Fy88	Fy89	Fy90	Fy91	Fy92	Fy93
20.0699	C	YOUTH & ADULT SERVICES SPEC.....						26
22.0103	C	PARALEGAL.....	0	3	24	22	32	29
43.0103	C	CORRECTIONS.....						4
51.1502	C	VICTIM ASSISTANCE.....	0	2	5	4	12	4
52.0299	C	MANAGEMENT.....		0			2	1
52.0302	C	ACCOUNTING.....	8	5	4	9	8	12
52.1201	C	COMPUTER INFORMATION SYSTEMS.....	1		5	1	1	1
Subtotal Degree Level - Certificate			9	10	38	36	55	77
15.0303	AAS	APPLIED TECHNOLOGY.....	8	14	10	15	9	7
20.0203	AAS	EARLY CHILDHOOD EDUCATION.....	1		3	5	7	5
46.9999	AAS	CONSTRUCTION MANAGEMENT.....	0			2		
48.0101	AAS	DRAFTING TECHNOLOGY.....				1	1	0
48.0201	AAS	GRAPHIC ARTS TECHNOLOGY.....	1	0	2	2	1	0
51.0705	AAS	MEDICAL/DENTAL OFFICE MANAGEMENT.....	0	0	0	1	1	0
51.1801	AAS	OPTICIANARY TECHNOLOGY.....	1		1		1	1
52.0299	AAS	MANAGEMENT.....	11	13	16	12	28	21
52.029902	AAS	APPLIED MANAGEMENT.....	0	0	0	2	4	
52.0302	AAS	ACCOUNTING.....	12	12	10	12	10	20
52.0401	AAS	SECRETARIAL.....			1	4	3	3
52.0803	AAS	BANKING & FINANCIAL SERVICES.....						1
52.1201	AAS	COMPUTER INFORMATION SYSTEMS.....	15	12	4	12	13	18
52.1401	AAS	MARKETING.....	1	5	5		5	1
Subtotal Degree Level - AAS			50	56	52	68	83	77
24.0101	AA	LIBERAL ARTS - A.A.....	47	50	65	72	74	93
24.0102	AGS	GENERAL STUDIES.....	19	17	25	33	29	49
24.0199	AS	LIBERAL ARTS - A.S.....	10	19	16	22	27	28
Subtotal Degree Level - AA/AS			76	86	106	127	130	170
** Total Degrees at CCA			135	152	196	231	268	324

Community College of Denver

Cip Code	Degree Title	Program Name	Fy88	Fy89	Fy90	Fy91	Fy92	Fy93
08.1104	C	TRAVEL & TOURISM OCCUPATIONS.....	4	2	13	6	7	9
10.0101	C	INFORMATION MEDIA TECHNOLOGY.....		164				
15.0303	C	ELECTRONICS TECHNOLOGY.....	19	21	6	6	7	13
15.0501	C	ENVIRONMENTAL & REFRIGERATION TECHNOLOGY..	13	16	19	14	11	8
20.0203	C	EARLY CHILDHOOD EDUCATION.....	2				28	7
22.0103	C	PARALEGAL.....	43	31	32	23	36	22
41.0301	C	CHEMICAL OPERATOR TRAINING.....		0		40		
47.0604	C	AUTOMOTIVE MECHANICS.....	0	3	4	0	0	0
48.0101	C	DRAFTING FOR INDUSTRY.....	7	2	0	2	5	2
48.0201	C	GRAPHIC ARTS.....	1	5	15	17	6	11
48.0503	C	MACHINE TOOL OPERATOR.....	6	23	13	15	10	12
48.0508	C	WELDING/FABRICATION WELDER.....	5	11	9	6	1	3
49.0205	C	TRUCK DRIVING.....			0		38	43
50.0406	C	PHOTOGRAPHY.....	2	2	0	1	1	1
51.0905	C	NUCLEAR MEDICINE TECHNOLOGY.....	1		2			
51.0907	C	RADIOLOGIC HEALTH SCIENCES PROGRAM.....					3	1
51.0908	C	RADIATION THERAPY TECHNOLOGY.....	3	7	3	2	0	
51.0909	C	SURGICAL TECHNOLOGY.....	5	7	7	5	11	17
51.0910	C	MAGNETIC RESONANCE.....				15	9	8
51.1502	C	HUMAN SERVICES CASE MGR/RESIDENTIAL AIDE..			15	11	17	16
51.1613	C	PRACTICAL NURSING.....	35	0	61	54	56	67
52.0299	C	MANAGEMENT.....					4	
52.0302	C	ACCOUNTING.....	23	12	53	44	2	1
52.0401	C	ADMIN. SUPPORT OCCUPATIONS.....	54	12	82	98	9	5
52.0407	C	INFORMATION PROCESSING - TEC CENTER.....					68	116
52.0803	C	FINANCIAL SERVICES.....	1					
52.0901	C	HOSPITALITY AND RESTAURANT ADMINISTRATION.	1	0	0	0	0	
52.1202	C	COMPUTER INFORMATION SYSTEMS.....	0	8	8	8	3	3
52.1401	C	MARKETING.....				4	10	7
Subtotal Degree Level - Certificate			225	326	342	371	342	372
15.0303	AAS	ELECTRONICS TECHNOLOGY.....	17	20	16	11	9	21
15.0501	AAS	ENVIRONMENTAL & REFRIGERATION TECHNOLOGY..	6	6	9	7	10	
20.0203	AAS	EARLY CHILDHOOD EDUCATION.....	5	3	3	1	5	3
22.0103	AAS	PARALEGAL.....	11	11	18	10	15	11
46.9999	AAS	CONSTRUCTION TRADES.....						1
47.0608	AAS	AIRFRAME POWER PLANT.....	2	0	2	1	3	2
48.0101	AAS	DRAFTING FOR INDUSTRY.....	8	3	7	4	2	3
48.0201	AAS	GRAPHIC ARTS.....	5	10	4	5	3	4
49.9999	AAS	TRAFFIC AND TRANSPORTATION MANAGEMENT.....	4					
50.0402	AAS	GRAPHIC DESIGN.....	5	2	3	4	0	6
50.0406	AAS	PHOTOGRAPHY.....	5	4	4	2	4	1
51.0905	AAS	NUCLEAR MEDICINE TECHNOLOGY.....	5	7	2	4	0	
51.0907	AAS	RADIOLOGIC HEALTH SCIENCES PROGRAM.....	14	9	13	16	28	39
51.0908	AAS	RADIATION THERAPY TECHNOLOGY.....	6	2	2	2		
51.1502	AAS	HUMAN SERVICES TECHNICIAN.....	6	10	21	8	16	27
51.1601	AAS	NURSING.....	45	87	59	87	73	81
52.0299	AAS	MANAGEMENT.....	3	11	12	2	6	2
52.0302	AAS	ACCOUNTING.....	2	10	8	7	4	9
52.0401	AAS	ADMIN. SUPPORT OCCUPATIONS.....	10	14	3	0	10	12
52.0803	AAS	FINANCIAL SERVICES.....		1	1			
52.1202	AAS	COMPUTER INFORMATION SYSTEMS.....	4	3	12	4	3	6
52.1401	AAS	MARKETING.....	4	4	4	2	16	8
Subtotal Degree Level - AAS			167	217	203	177	207	236

Community College of Denver

Cip Code	Degree Title	Program Name	Fy88	Fy89	Fy90	Fy91	Fy92	Fy93
24.0101	AA	LIBERAL ARTS - A.A.....	16	9	8	18	21	20
24.0102	AGS	GENERAL EDUCATION.....	36	28	17	11	33	40
24.0199	AS	LIBERAL ARTS - A.S.....	6	9	9	12	12	17
Subtotal Degree Level - AA/AS			58	46	34	41	66	77
** Total Degrees at CCD			450	589	579	589	615	685

Fort Lewis College

Cip Code	Degree Title	Program Name	Fy88	Fy89	Fy90	Fy91	Fy92	Fy93
02.0101	AA	AGRICULTURAL SCIENCE.....	3	4	4	1	4	3
52.0401	AA	SECRETARIAL STUDIES.....	5	16				
Subtotal Degree Level - AA/AS			8	20	4	1	4	3
05.0203	BA	SOUTHWEST STUDIES.....		2		4	2	3
11.0101	BA	COMPUTER SCIENCE INFORMATION SYSTEMS.....			3	9	4	16
13.1202	BA	ELEMENTARY EDUCATION.....	16	7	0	0	0	
13.1303	BA	BUSINESS EDUCATION.....	2	2	3			
16.0905	BA	SPANISH.....	2	6	3	2	5	4
23.0101	BA	ENGLISH.....	46	46	44	63	47	52
24.0103	BA	HUMANITIES.....	22	55	63	71	65	73
26.0101	BS	BIOLOGY.....	30	23	30	23	30	42
27.0101	BA	MATHEMATICS.....	23	25	19	9	11	13
30.9999	BA	STUDENT CONSTRUCTED MAJOR.....	25	23	29	22	13	17
31.0505	BA	EXERCISE SCIENCE.....	10	13	18	15	19	21
38.0101	BA	PHILOSOPHY.....					4	1
40.0101	BS	GENERAL SCIENCE.....	1	1	0	0	0	1
40.0501	BS	CHEMISTRY.....	11	11	13	17	9	9
40.0601	BS	GEOLOGY.....	14	8	5	5	7	5
40.0801	BS	PHYSICS.....	6	1	2	4	7	1
42.0101	BA	PSYCHOLOGY.....	31	34	19	39	39	38
45.0201	BA	ANTHROPOLOGY.....	6	11	12	9	12	15
45.0601	BA	ECONOMICS.....	3	3	1	4	8	4
45.0801	BA	HISTORY.....	6	9	10	22	10	21
45.1001	BA	POLITICAL SCIENCE.....	15	15	17	25	23	21
45.1101	BA	SOCIOLOGY & HUMAN SCIENCES.....	11	8	9	16	14	26
50.0701	BA	ART.....	18	14	20	16	13	19
50.0901	BA	MUSIC.....	7	0	3	2	1	6
52.0201	BA	BUSINESS ADMINISTRATION.....	144	127	145	116	83	101
52.0301	BA	ACCOUNTING.....	36	36	40	39	20	37
Subtotal Degree Level - Bachelor			485	480	508	532	446	546
** Total Degrees at FLC			493	500	512	533	450	549

Front Range Community College

Cip Code	Degree Title	Program Name	Fy88	Fy89	Fy90	Fy91	Fy92	Fy93
01.0104	C	FARM & RANCH MANAGEMENT.....						1
01.0303	C	AQUACULTURE TECHNICIAN.....						2
01.0601	C	URBAN HORTICULTURE.....	2	7	6	5		1
02.0402	C	SEED ANALYST.....	0	1	2	0	0	0
03.0601	C	FOREST, WILDLIFE & NATURAL RESOURCES.....						1
15.0101	C	ARCHITECTURAL TECHNOLOGY.....	8	13	5	8	9	8
15.0303	C	ELECTRONICS TECHNOLOGY.....	100	72	72	57	49	40
15.0405	C	AUTOMATED SYSTEMS.....	0	4	7	12	0	
15.0506	C	WATER/WASTE WATER TECHNOLOGY.....			11	4	11	
15.0507	C	ENVIRONMENTAL SCIENCE TECHNOLOGY.....		7	31	22	34	26
20.0203	C	EARLY CHILDHOOD EDUCATION.....	14	2	3	1		
20.0404	C	DIETETIC TECHNOLOGY.....	1				2	2
47.0103	C	CONSUMER ELECTRONICS TECHNOLOGY.....	2	5	6	5	0	
47.0302	C	HEAVY EQUIPMENT OPERATOR.....	0	0	0	3	2	0
47.0603	C	AUTO BODY REPAIR.....	6		6	5	2	5
47.0604	C	AUTOMOTIVE MECHANICS.....	20	8	9	32	41	45
47.0606	C	SMALL ENGINE MECHANICS.....	5	0	0	0	0	
48.0101	C	MACHINE DRAFTING TECHNOLOGY.....	4	4	8	13	21	14
48.0212	C-	ELECTRONIC PUBLISHING.....				2	4	4
48.0503	C	MACHINE SHOP.....	1	3	11	10	11	7
48.0508	C	WELDING TECHNOLOGY.....	1	3	0	0	0	
51.0205	C	INTERPRETER TRAINING.....		13	7	2	0	0
51.0601	C	DENTAL ASSISTING.....	12	0	29	9	28	8
51.1601	C	NURSING.....			0		21	43
51.1613	C	PRACTICAL NURSING.....	61	73	136	87	97	94
52.0299	C	MANAGEMENT.....		2	1		2	6
52.0302	C	ACCOUNTING.....	1	12	3	6	7	9
52.0401	C	CLERICAL.....	38	22	25	17	22	7
52.0701	C	SMALL BUSINESS MANAGEMENT & OWNERSHIP.....			8		6	2
52.1001	C	INTERPRETER TRAINING.....	9					
52.1201	C	COMPUTER INFORMATION SYSTEMS.....	2	4	4	7	21	20
52.1401	C	MARKETING.....					1	
Subtotal Degree Level - Certificate			287	255	390	307	391	345
01.0601	AAS	URBAN HORTICULTURE.....	10	8	10	9	6	12
15.0101	AAS	ARCHITECTURAL TECHNOLOGY.....	15	14	16	4	14	8
15.0303	AAS	ELECTRONICS TECHNOLOGY.....	76	49	47	50	60	39
15.0507	AAS	ENVIRONMENTAL SCIENCE TECHNOLOGY.....					7	6
20.0203	AAS	EARLY CHILDHOOD EDUCATION.....			4	4	6	5
20.0404	AAS	DIETETIC TECHNOLOGY.....	8	5	7	3	6	2
47.0103	AAS	CONSUMER ELECTRONICS TECHNOLOGY.....	14	7	8	3	0	
47.0603	AAS	AUTO BODY REPAIR.....	1	2	5		2	2
47.0604	AAS	AUTOMOTIVE MECHANICS.....	4	20	20	2	6	8
47.0606	AAS	SMALL ENGINE MECHANICS.....	1	0	0	0	1	
48.0101	AAS	MACHINE DRAFTING TECHNOLOGY.....	19	23	22	29	24	20
48.0503	AAS	MACHINE SHOP.....	11	13	8	8	8	7
48.0508	AAS	WELDING TECHNOLOGY.....	0	1	1	0	1	
49.9999	AAS	TRANSPORTATION & MATERIALS MGMT.....						1
51.0205	AAS	INTERPRETER PREPARATION.....		15	17	17	18	17
51.0908	AAS	RESPIRATORY CARE TECHNOLOGY.....	5	10	13	22	28	37
51.1601	AAS	NURSING.....	91	88	98	127	121	144
52.0299	AAS	MANAGEMENT.....	18	17	29	30	24	22
52.0302	AAS	ACCOUNTING.....	25	29	39	44	48	45
52.0401	AAS	SECRETARIAL.....	23	18	38	34	49	33
52.1001	AAS	INTERPRETER TRAINING.....	6					
52.1201	AAS	COMPUTER INFORMATION SYSTEMS.....	17	27	27	19	21	22
52.1401	AAS	MARKETING.....	9	8	17	8	10	8

Front Range Community College

Cip Code	Degree Title	Program Name	Fy88	Fy89	Fy90	Fy91	Fy92	Fy93
		Subtotal Degree Level - AAS	356	359	426	413	454	438
24.0101	AA	LIBERAL ARTS - A.A.....	62	58	67	84	110	182
24.0102	AGS	GENERAL STUDIES.....	25	30	45	43	48	53
24.0199	AS	LIBERAL ARTS - A.S.....	34	36	58	61	80	104
		Subtotal Degree Level - AA/AS	121	124	170	188	238	339
		** Total Degrees at FRCC	764	738	986	908	1083	1122

Lamar Community College

Cip Code	Degree Title	Program Name	Fy88	Fy89	Fy90	Fy91	Fy92	Fy93
01.0104	C	FARM & RANCH BUSINESS MANAGEMENT.....	0	17	23	26	17	4
01.0505	C	HORSE TRAINING & MANAGEMENT.....	7	4	2	1	0	1
12.0403	C	COSMETOLOGY.....	21	11	5	10	9	14
47.0604	C	AUTO MECHANICS.....	2	5	3	2	1	1
48.0508	C	WELDING.....	1	0	2	6	4	5
51.1613	C	PRACTICAL NURSING.....					17	24
52.0401	C	BUSINESS SYSTEMS TECHNOLOGY.....	4	8	8	7	1	1
52.0701	C	SMALL BUSINESS MANAGEMENT.....		8	3	6		12
Subtotal Degree Level - Certificate			35	53	46	58	49	62
01.0104	AAS	FARM & RANCH BUSINESS MANAGEMENT.....				5	13	3
01.0505	AAS	HORSE TRAINING & MANAGEMENT.....	8	22	20	22	0	21
52.0401	AAS	BUSINESS SYSTEMS TECHNOLOGY.....						5
Subtotal Degree Level - AAS			8	22	20	27	13	29
24.0101	AA	LIBERAL ARTS - A.A.....	22	40	32	37	30	39
24.0102	AGS	GENERAL STUDIES.....					6	6
24.0199	AS	LIBERAL ARTS - A.S.....	5	7	3	6	16	15
Subtotal Degree Level - AA/AS			27	47	35	43	52	60
** Total Degrees at LCC			70	122	101	128	114	151

Mesa State College

Cip Code	Degree Title	Program Name	Fy88	Fy89	Fy90	Fy91	Fy92	Fy93
01.0104	C	FARM & RANCH BUSINESS MANAGEMENT.....			4			
15.0303	C	ELECTRONICS TECHNOLOGY.....				1		
20.0203	C	EARLY CHILDHOOD EDUCATION.....		2	1	1	1	1
46.0303	C	ELECTRIC LINEWORKER.....	10	13	7	14	22	16
47.0603	C	AUTO COLLISION REPAIR.....		4	3	6	11	14
47.0604	C	TRANSPORTATION SERVICES CLUSTER.....	0	0	1	3	3	1
47.0605	C	HEAVY EQUIPMENT & DIESEL MECHANIC.....	5	6	11	2	6	5
48.0101	C	DRAFTING TECHNOLOGY.....						2
48.0503	C	MANUFACTURING TECHNOLOGY CLUSTER.....	27	13	22	2	8	3
48.0508	C	WELDING.....					1	2
48.050802	C	WELDING.....	0	0	2	3		
51.0601	C	DENTAL ASSISTANT TECHNOLOGY.....	8	8	5	8	1	0
51.0705	C	MEDICAL OFFICE ASSISTANT.....	12	7				
52.0204	C	OFFICE SUPERVISION & MANAGEMENT.....			6	4	8	12
52.0403	C	LEGAL SECRETARIAL.....	3	3	1	0		
52.0407	C	WORD PROCESSING.....	2	3	0	0		
52.040802	C	OFFICE CLERICAL.....	3					
52.1201	C	BUSINESS COMPUTER INFORMATION SYSTEMS.....		2	1	2	4	1
Subtotal Degree Level - Certificate			70	61	64	46	65	57
15.0201	AAS	CIVIL ENGINEERING TECHNOLOGY.....	5	3	1	4	2	1
15.0303	AAS	ELECTRONICS TECHNOLOGY.....	18	9	10	4	8	4
15.0599	AAS	ENVIRONMENTAL RESTORATION ENGINEERING TECH					5	10
20.0203	AAS	EARLY CHILDHOOD EDUCATION.....	11	9	10	4	1	
43.0103	AAS	CRIMINAL JUSTICE.....	1	1				
47.0603	AAS	AUTO COLLISION REPAIR.....	12	5	0	4	5	1
47.0604	AAS	TRANSPORTATION SERVICES CLUSTER.....	4	5	3	6	2	1
48.0101	AAS	DRAFTING TECHNOLOGY.....	4	1	2	6	0	1
48.0201	AAS	PRINTING TECHNOLOGY.....	6	10	14	10	3	2
48.0503	AAS	MANUFACTURING TECHNOLOGY CLUSTER.....				1	1	2
48.0508	AAS	WELDING.....	2	0	0	1	2	
50.0402	AAS	COMMERCIAL ART.....				0	6	2
51.0907	AAS	RADIOLOGIC TECHNOLOGY.....	7	12	11	12	12	9
51.1601	AAS	NURSING.....						2
52.0204	AAS	OFFICE SUPERVISION & MANAGEMENT.....	8	21	16	34	29	22
52.0302	AC	ACCOUNTING.....	13	1	0	0	0	
52.0903	AAS	TRAVEL RECREATION & HOSPITALITY MGMT....	12	21	21	19	23	21
52.1201	AAS	BUSINESS COMPUTER INFORMATION SYSTEMS.....	5	4	7	4	4	5
Subtotal Degree Level - AAS			108	102	95	109	103	83
24.0101	AA	LIBERAL ARTS - A.A.....	40	38	39	42	53	48
24.0199	AS	LIBERAL ARTS - A.S.....	15	9	19	17	8	8
51.1601	AS	NURSING.....	41	23	25	32	36	26
Subtotal Degree Level - AA/AS			96	70	83	91	97	82
24.0101	BA	LIBERAL ARTS.....						59
24.0102	BA	SELECTED STUDIES.....						14
24.0103	BA	LIBERAL ARTS.....	28	38	33	59	63	
30.9999	BA	BIOLOGICAL & AGRICULTURAL SCIENCES.....	15	23	17	17	25	23
30.999902	BS	PHYSICAL & MATHEMATICAL SCIENCES.....	31	27	24	37	23	23
30.999903	BA	SELECTED STUDIES.....	53	66	30	40	33	
31.0301	BA	RECREATION & LEISURE SERVICES.....	7	15	7	15	10	13
45.0101	BA	SOCIAL SCIENCES.....	36	46	46	69	66	100

Mesa State College

Cip Code	Degree Title	Program Name	Fy88	Fy89	Fy90	Fy91	Fy92	Fy93
51.1601	BSN	NURSING.....	23	71	61	37	31	63
52.0201	BBA	BUSINESS ADMINISTRATION.....	87	80	70	68	117	102
52.0301	BS	ACCOUNTING.....	12	27	29	29	34	19
Subtotal Degree Level - Bachelor			292	393	317	371	402	416
** Total Degrees at MESA			566	626	559	617	667	638

Metropolitan State College of Denver

Cip Code	Degree Title	Program Name	Fy88	Fy89	Fy90	Fy91	Fy92	Fy93
52.0402	C	OFFICE MANAGEMENT - SPECIALIST.....	1	0	0	0	0	
		Subtotal Degree Level - Certificate	1	0	0	0	0	0
04.9999	BA/BS	LAND USE.....	19	8	18	11	17	22
05.0201	BA	AFRICAN AMERICAN STUDIES.....	1	0	0	0	1	1
05.0203	BA	CHICANO STUDIES.....	1	1	3	0	1	
09.0401	BA	JOURNALISM (PRINTED MEDIA).....	15	13	22	25	28	30
09.9999	BA	COMMUNICATIONS MULTI-MAJOR.....	59	64	81	63	56	63
11.0101	BS	COMPUTER INFORMATION SYSTEMS & MGT SCIENCE	126	110	115	109	119	92
11.0701	BS	COMPUTER SCIENCE.....	7	8	25	20	26	24
13.1202	BA	ELEMENTARY EDUCATION.....	123	157	183	84	9	
13.1204	BA	EARLY CHILDHOOD EDUCATION.....	21	28	28	20	3	
13.1303	BS	BUSINESS EDUCATION AND COMMUNICATIONS.....	2	9	3	0	0	
13.1312	BA	MUSIC EDUCATION.....	6	4	12	9	10	12
15.0201	BS	CIVIL ENGINEERING TECHNOLOGY.....	21	24	14	13	11	13
15.0303	BS	ELECTRONICS ENGINEERING TECHNOLOGY.....	53	54	53	43	38	32
15.0603	BS	INDUSTRIAL & TECHNICAL STUDIES.....	2	10	11	6	4	2
15.0899	BS	MECHANICAL ENGINEERING TECHNOLOGY.....	19	26	25	15	15	11
15.1102	BS	SURVEYING & MAPPING.....	2	4	1	2	0	
16.0101	BA	MODERN LANGUAGES.....	2	3	4	1	1	2
16.0905	BA	SPANISH.....	8	10	11	13	8	14
23.0101	BA	ENGLISH.....	39	39	45	45	64	57
23.1001	BA	SPEECH COMMUNICATIONS.....	10	7	10	20	22	46
26.0101	BA/BS	BIOLOGY.....	35	31	43	35	54	52
27.0101	BA/BS	MATHEMATICS.....	46	49	66	50	52	46
30.9999	BA/BS	CONTRACT MAJORS.....	58	68	92	79	101	88
31.0101	BA	LEISURE STUDIES.....	8	15	14	11	17	12
31.0505	BA	HUMAN PERFORMANCE & SPORT.....	35	21	31	54	38	48
38.0101	BA	PHILOSOPHY.....	4	3	5	2	8	4
40.0401	BS	METEOROLOGY.....	4	8	12	6	11	10
40.0501	BA/BS	CHEMISTRY.....	19	22	22	20	32	21
40.0801	BA/BS	PHYSICS.....	2	4	3	3	0	5
42.0101	BA	PSYCHOLOGY.....	63	71	90	79	111	121
43.0103	BS	CRIMINAL JUSTICE & CRIMINOLOGY.....	92	97	123	138	141	113
43.0106	BS	CRIMINALISTICS.....	1	4	2	0	0	0
43.0202	BS	FIRE SERVICES ADMINISTRATION.....						5
44.0701	BS	HUMAN SERVICES.....	40	58	53	80	75	80
44.070102	BS	SOCIAL WORK.....	16	30	21	16	26	18
45.0201	BA	ANTHROPOLOGY.....	6	5	7	15	7	17
45.0601	BA	ECONOMICS.....	6	10	16	10	14	14
45.0801	BA	HISTORY.....	40	53	62	66	86	94
45.1001	BA	POLITICAL SCIENCE.....	20	27	27	24	29	34
45.1101	BA	SOCIOLOGY.....	13	8	12	21	30	28
45.1201	BA/BS	URBAN STUDIES.....	3	6	4	2	1	4
45.9999	BA	BEHAVIORAL SCIENCE.....	15	19	32	61	100	109
49.0102	BS	AVIATION TECHNOLOGY.....	22	46	41	54	69	61
49.0104	BS	AVIATION MANAGEMENT.....	50	41	39	53	44	60
50.0404	BA	INDUSTRIAL DESIGN.....	1	2	7	2	6	3
50.0701	BFA	ART.....	35	39	47	45	38	55
50.0903	BA	MUSIC PERFORMANCE.....	2	6	7	4	6	4
51.0701	BS	HEALTH CARE MANAGEMENT.....	23	38	27	24	17	28
51.1601	BS	NURSING.....	47	63	44	42	46	37
52.0201	BS	MANAGEMENT.....	104	81	123	99	106	122
52.0299	BS	TECHNICAL & INDUSTRIAL ADMINISTRATION.....	5	3	3	2	5	1
52.0301	BS	ACCOUNTING.....	126	177	189	163	149	130
52.0801	BS	FINANCE.....	52	72	68	70	62	57
52.0901	BA	HOSPITALITY, MEETING AND TRAVEL ADMIN.....	21	35	38	42	42	42

Metropolitan State College of Denver

Cip Code	Degree Title	Program Name	Fy88	Fy89	Fy90	Fy91	Fy92	Fy93
52.1399	BS	TECHNICAL MANAGEMENT.....	5	4	2	3	0	
52.1401	BS	MARKETING.....	68	51	80	54	73	78
52.1499	BS	INDUSTRIAL MARKETING.....	1	0	0	0	0	
Subtotal Degree Level - Bachelor			1624	1846	2116	1928	2029	2022
** Total Degrees at METRO			1625	1846	2116	1928	2029	2022



Morgan Community College

Cip Code	Degree Title	Program Name	Fy88	Fy89	Fy90	Fy91	Fy92	Fy93
01.0104	C	FARM AND RANCH BUSINESS MANAGEMENT.....		42	56	66	19	
01.9999	C	YOUNG FARMER.....	1					
11.0301	C	ELECTRONIC DATA PROCESSING.....	2	0	0	0	0	
20.0299	C	COLORADO NANNY ACADEMY.....		4	5	4	7	3
43.0107	C	LAW ENFORCEMENT TECHNOLOGY.....	7	14	9	13	10	11
46.9999	C	BUILDING TRADES.....	2	0	0	0		
47.0303	C	INDUSTRIAL TECHNOLOGY.....				1		
47.0501	C	LP-GAS TECHNOLOGY.....	23	17	0	0	0	
47.0603	C	AUTOMOBILE BODY REPAIR.....	1	0	2	0	1	
47.0604	C	AUTOMOTIVE TECHNOLOGY.....	2	3	4	4	2	2
48.0508	C	WELDING TECHNOLOGY.....	8	3	1	9	2	
49.0205	C	TRUCK DRIVING.....					3	145
51.0904	C	EMERGENCY MEDICAL TECHNICIAN - BASIC.....	22	19	22	18	35	1
51.1615	C	HOME HEALTH AIDE / NURSE ASSISTANT.....	3	2	2	1	3	
51.9999	C	ALLIED HEALTH OCCUPATIONS.....	0	0	0	0	5	
52.0302	C	BOOKKEEPING CLERK.....	3	5	1	3	0	1
52.0407	C	WORD PROCESSING.....	5	2	1	1	9	2
52.0408	C	STENOGRAPHER.....	0	1	0	1	0	2
Subtotal Degree Level - Certificate			79	112	103	121	96	167
15.0303	AAS	ELECTRONICS TECHNOLOGY.....	4	5	2	1	0	1
47.0603	AAS	AUTOMOBILE BODY REPAIR.....					2	3
51.0806	AAS	PHYSICAL THERAPIST ASSISTANT.....				7	9	14
51.1601	AAS	NURSING.....					8	9
52.0299	AAS	BUSINESS MANAGEMENT.....	2	1	3	1	1	3
52.0302	AAS	ACCOUNTING.....	4	2	1	0	0	
52.0401	AAS	OFFICE TECHNOLOGIES.....	1	1	0	1	1	4
Subtotal Degree Level - AAS			11	9	6	10	21	34
24.0101	AA	LIBERAL ARTS - A.A.....	21	16	27	8	16	14
24.0102	AGS	GENERAL STUDIES.....		3	2	4	1	
24.0199	AS	LIBERAL ARTS - A.S.....	3	2	3	6	3	7
Subtotal Degree Level - AA/AS			24	21	32	18	20	21
** Total Degrees at MCC			114	142	141	149	137	222

Northeastern Junior College

Cip Code	Degree Title	Program Name	Fy88	Fy89	Fy90	Fy91	Fy92	Fy93
01.0102	C	AGRI-BUSINESS.....						2
01.0104	C	FARM & RANCH BUSINESS MANAGEMENT.....					2	
01.0201	C	AGRICULTURE DIESEL EQUIPMENT.....	11	6	7	1	2	
01.0607	C	LANDSCAPE & TURF MANAGEMENT.....	5	1	9	0	0	
12.0403	C	COSMETOLOGY.....	19	12	23	6	14	7
20.0203	C	EARLY CHILDHOOD EDUCATION.....	6	1	4	2	3	1
46.0201	C	CONSTRUCTION TECHNOLOGY.....	2	0	0	0	0	
47.0603	C	AUTO BODY REPAIR & PAINTING.....	3	0	4	0	0	1
47.0604	C	AUTOMOTIVE TECHNOLOGY.....	5	9	9	5	1	2
51.1613	C	PRACTICAL NURSING.....	17	16	20	0	21	
52.0302	C	ACCOUNTING.....	0	1	7	0	0	
52.0401	C	OFFICE PROFESSIONS.....	25	0	0	1	2	4
52.0408	C	CLERK TYPIST.....	3	4	1	0	0	
52.1401	C	MARKETING MANAGEMENT.....	1	0	0	0	1	
Subtotal Degree Level - Certificate			97	50	75	15	46	17
01.0102	AAS	AGRI-BUSINESS.....	6	6	2	10	8	3
01.0104	AAS	FARM & RANCH BUSINESS MANAGEMENT.....	1	0	0	0	0	
01.0201	AAS	AGRICULTURE DIESEL EQUIPMENT.....	2	0	2	3	6	6
01.0302	AAS	PRODUCTION AGRICULTURE (EQUINE).....	12	20	13	9	13	8
01.0607	AAS	LANDSCAPE & TURF MANAGEMENT.....	5	6	7	6	7	4
15.0402	AAS	COMPUTER AND TELECOMMUNICATIONS TECHNOLOGY	9	4	0	0	0	
20.0203	AAS	EARLY CHILDHOOD EDUCATION.....	3	9	8	2	13	6
47.0603	AAS	AUTO BODY REPAIR & PAINTING.....	2			2	1	1
47.0604	AAS	AUTOMOTIVE TECHNOLOGY.....	4	1	1	1	4	4
52.0201	AAS	BUSINESS ADMINISTRATION.....	5	4	4	11	6	5
52.0299	AAS	APPLIED MANAGEMENT.....	1	1	1			
52.0302	AAS	ACCOUNTING.....	2	1	4	5	3	5
52.0401	AAS	OFFICE PROFESSIONS.....	9	4	8	8	7	13
52.1401	AAS	MARKETING MANAGEMENT.....	12	6	11	11	12	11
Subtotal Degree Level - AAS			73	62	61	68	80	66
24.0101	AA	LIBERAL ARTS - A.A.....	147	139	76	87	69	72
24.0102	AGS	GENERAL STUDIES.....	2	30	26	42	32	47
24.0199	AS	LIBERAL ARTS - A.S.....			13	17	8	6
Subtotal Degree Level - AA/AS			149	169	115	146	109	125
** Total Degrees at NJC			319	281	251	229	235	208

Otero Junior College

Cip Code	Degree Title	Program Name	Fy88	Fy89	Fy90	Fy91	Fy92	Fy93
01.0104	C	FARM & RANCH BUSINESS MANAGEMENT.....	0	0	0	9	12	14
15.0101	C	DRAFTING TECHNOLOGY.....			1			
20.0203	C	CHILDREN'S GROUP LEADER.....	4	1	1	2	0	3
48.0503	C	MACHINING TECHNOLOGY.....				7	10	3
48.0508	C	WELDING.....	8	3	2	5		
49.0205	C	DIESEL TRUCK DRIVING.....	9	7	5	0		
51.1613	C	PRACTICAL NURSING.....	13	10	22	23	28	23
51.1614	C	NURSING ASSISTANT.....				19	10	
52.0302	C	ACCOUNTING CLERK.....	0	0	0	1	0	
52.0401	C	SECRETARIAL SCIENCE.....	10	10	8	8	4	11
52.1201	C	MICRO-COMPUTER OPERATIONS.....	2	5	1	7	3	2
Subtotal Degree Level - Certificate			46	36	40	81	67	56
01.0104	AAS	FARM & RANCH BUSINESS MANAGEMENT.....	1	0	0			
15.0101	AAS	DRAFTING TECHNOLOGY.....	0	3	4	0	0	
20.0203	AAS	EARLY CHILDHOOD EDUCATION & MANAGEMENT....	3	6	6	4	7	4
51.1601	AAS	NURSING.....	18	14	15	23	29	21
52.0299	AAS	BUSINESS MANAGEMENT.....	5	4	1	3	0	3
52.0401	AAS	SECRETARIAL SCIENCE.....	5	4	6	2	10	7
52.0407	AAS	COMPUTER INFORMATION SPECIALIST.....	2	2	1	2		
52.1201	AAS	BUSINESS MICRO-COMPUTER SPECIALIST.....	3	2	4	6	7	3
Subtotal Degree Level - AAS			37	35	37	40	53	38
24.0101	AA	LIBERAL ARTS - A.A.....	36	60	57	54	68	40
24.0102	AGS	ASSOCIATE OF GENERAL STUDIES.....						17
24.0199	AS	LIBERAL ARTS - A.S.....	3	6	7	5	14	14
Subtotal Degree Level - AA/AS			39	66	64	59	82	71
** Total Degrees at OJC			122	137	141	180	202	165

Pikes Peak Community College

Cip Code	Degree Title	Program Name	Fy88	Fy89	Fy90	Fy91	Fy92	Fy93
08.1105	C	TRAVEL INDUSTRY.....		16	6	29	17	4
10.0104	C	BROADCASTING.....	1		4	2	1	2
15.0501	C	AIR CONDITIONING & REFRIGERATION TECH.....	5	11	4	5	0	
15.0701	C	RISK & SAFETY MANAGEMENT.....	0	1	0	7	3	1
20.0203	C	EARLY CHILDHOOD EDUCATION.....	5	5	7	4	2	5
20.0401	C	FOOD MANAGEMENT.....	0	0	0	1	0	
20.040102	C	FOOD PREP SCIENCE.....	1	0	0	0	0	
22.0103	C	LEGAL ASSISTANT.....	7	16	16	13	11	6
43.0103	C	CRIMINAL JUSTICE ADMINISTRATION.....	0	0	5	1	1	3
46.0201	C	CARPENTRY.....	10	6	3	1	0	3
46.0401	C	FACILITIES MANAGEMENT.....	3	3	1	2	1	
47.0106	C	MAJOR APPLIANCE REPAIR.....	0	3	1	0	0	
47.0603	C	AUTO COLLISION REPAIR.....	0	1	1	3	0	1
47.0604	C	AUTOMOTIVE TECHNOLOGY..	5	10	8	10	9	5
47.0605	C	DIESEL POWER MECHANICS.....	1	0	1	0	1	
48.0101	C	DRAFTING.....	2	4	6	4	2	5
48.0201	C	PRINTING TECHNOLOGY.....	4	8	5	7	4	1
48.0303	C	UPHOLSTERY.....	1	3	3	2	1	1
48.0503	C	MACHINING TECHNOLOGY.....	26	1	15	1	1	2
48.0508	C	WELDING.....	1	4	2	0	0	1
50.0402	C	COMMERCIAL ART.....				1		1
51.0601	C	DENTAL ASSISTING.....	0	9	3	11	13	9
51.090402	C	EMERGENCY MEDICAL TRAINING (EMT-B).....	1					1
51.1502	C	SOCIAL SERVICES TECHNICIAN.....	3	0	6	5	3	1
51.1613	C	PRACTICAL NURSING.....	22	13	14	30	28	15
52.0204	C	SUPERVISORY MANAGEMENT.....	1		4	1		1
52.0299	C	BUSINESS MANAGEMENT.....	4					
52.0407	C	WORD PROCESSING.....	22	18	15	10	8	3
52.0408	C	CLERICAL.....	1	4	3	3	0	2
52.1201	C	MICROCOMPUTER SPECIALISTS.....	11	19	9	5	9	4
52.1401	C	MARKETING MANAGEMENT.....	2	3	2		2	
Subtotal Degree Level - Certificate			139	158	144	158	117	77
01.0601	AAS	URBAN HORTICULTURE.....	1					
10.0104	AAS	BROADCASTING.....	6	14	11	12	4	8
15.0101	AAS	ARCHITECTURE & CONSTRUCTION TECHNOLOGY....	10	10	4	10	6	6
15.0303	AAS	ELECTRONICS TECHNOLOGY.....	25	39	33	34	23	13
15.0304	AAS	OPTICS TECHNOLOGY.....	5	5	7	1	1	
15.0405	AAS	ADVANCED MANUFACTURING SYSTEMS TECHNOLOGY.	1	2	4	1	2	
15.0501	AAS	AIR CONDITIONING, HEATING & REFRIG TECH...	6	9	11	10	6	11
15.0503	AAS	ENERGY MAINTENANCE & CONTROL SYSTEMS TECH.						1
15.0701	AAS	RISK & SAFETY MANAGEMENT.....	2	2	1	0	6	3
15.0805	AAS	MECHANICAL DESIGN TECHNOLOGY.....	5	4	4	5	5	1
20.0203	AAS	EARLY CHILDHOOD EDUCATION.....	4	11	13	8	5	8
20.0401	AAS	FOOD MANAGEMENT.....	5	3	10	5	3	6
22.0103	AAS	LEGAL ASSISTANT.....					2	8
43.0103	AAS	CRIMINAL JUSTICE ADMINISTRATION.....	22	25	27	28	27	29
43.0203	AAS	FIRE SCIENCE.....	3	3	2	2	2	3
47.0106	AAS	MAJOR APPLIANCE REPAIR.....	5	2	3	1	0	
47.0302	AAS	HEAVY VEHICLE MECHANICS.....	2	4				
47.0603	AAS	AUTO COLLISION REPAIR.....	8	3	1	4	4	4
47.0604	AAS	AUTOMOTIVE TECHNOLOGY.....	23	32	21	16	16	12
47.0609	AAS	AVIATION MAINTENANCE MANAGEMENT.....	3	3	3	3	10	5
48.0201	AAS	PRINTING TECHNOLOGY.....	7	15	5	10	10	5
48.0503	AAS	MACHINING TECHNOLOGY.....	5	2	3	6	5	
48.0508	AAS	WELDING.....	4	7	5	6	4	3
50.0402	AAS	COMMERCIAL ART.....	16	13	7	15	13	9

Pikes Peak Community College

Cip Code	Degree Title	Program Name	Fy88	Fy89	Fy90	Fy91	Fy92	Fy93
51.0601	AAS	DENTAL ASSISTING.....	4	8	5	2	5	2
51.1502	AAS	SOCIAL SERVICES TECHNICIAN.....	13	3	10	13	5	12
51.1601	AAS	NURSING.....	79	58	75	48	60	54
52.0299	AAS	BUSINESS MANAGEMENT.....	33	26	30	14	23	21
52.0302	AAS	ACCOUNTING.....	16	18	7	9	16	10
52.0401	AAS	OFFICE INFORMATION TECHNOLOGY.....	9	13	10	8	9	10
52.0403	AAS	LEGAL INFORMATION TECHNOLOGY.....	4	6	1	13	0	
52.0803	AAS	FINANCIAL SERVICES.....		2	1	2	1	3
52.1201	AAS	COMPUTER INFORMATION TECHNOLOGY.....	27	28	14	11	14	13
52.1401	AAS	MARKETING MANAGEMENT.....	14	8	4	7	9	5
Subtotal Degree Level - AAS			367	378	332	304	296	266
24.0101	AA	LIBERAL ARTS - A.A.....	42	30	31	30	37	55
24.0102	AGS	GENERAL STUDIES.....	196	183	188	202	253	212
24.0199	AS	LIBERAL ARTS - A.S.....	17	11	12	15	18	15
Subtotal Degree Level - AA/AS			255	224	231	247	308	282
** Total Degrees at PPCC			761	760	707	709	721	625

Pueblo Community College

Cip Code	Degree Title	Program Name	Fy88	Fy89	Fy90	Fy91	Fy92	Fy93
01.0104	C	FARM & RANCH BUSINESS MANAGEMENT.....			24	13	9	6
08.1105	C	TRAVEL & TOURISM.....						2
10.0104	C	BROADCASTING & PRODUCTION TECHNOLOGY.....					7	10
12.0403	C	COSMETOLOGY.....	4	4	1			0
15.0501	C	REFRIGERATION & AIR CONDITIONING TECH.....	5	2	3	6	1	0
20.0401	C	CULINARY ARTS.....	0	0	0	2	2	
43.0103	C	CRIMINAL JUSTICE.....	1	0	0	0	2	8
46.9999	C	CONSTRUCTION MANAGEMENT.....	3					
47.0603	C	AUTO BODY REPAIR.....	3	3	0	1	2	2
47.0604	C	AUTO TECHNOLOGY.....	2	3	2	1	1	1
47.0605	C	DIESEL MECHANICS.....	2	3	0	0	0	
48.0101	C	ENGINEERING TECHNOLOGY.....	8	1			3	5
48.0503	C	MACHINING TECHNOLOGY.....	4	10	8	1	5	12
48.0508	C	WELDING.....	0	3	2	0	0	1
51.0909	C	SURGICAL TECHNOLOGY.....			3	5	5	1
51.1502	C	PSYCHIATRIC TECHNICIAN.....	5	0	0	6	0	9
51.1613	C	PRACTICAL NURSING.....	56	60	47	49	57	49
52.0401	C	BUSINESS & OFFICE TECHNOLOGIES.....	10	21	6	6	7	8
52.1201	C-	COMPUTER INFORMATION SYSTEMS.....	2	8	7	4	9	1
Subtotal Degree Level - Certificate			105	118	103	94	110	115
08.1105	AAS	TRAVEL & TOURISM.....						2
15.0303	AAS	ELECTRONICS TECHNOLOGY.....	16	18	13	16	14	8
15.0501	AAS	REFRIGERATION & AIR CONDITIONING TECH.....	3	3	3	5	4	0
20.0401	AAS	CULINARY ARTS.....	3	2	2	10	12	4
43.0103	AAS	CRIMINAL JUSTICE.....	33	31	16	41	30	50
46.9999	AAS	CONSTRUCTION TRADES TECHNOLOGY.....	0	0	3	1	0	
47.0604	AAS	AUTO TECHNOLOGY.....	4	4	3	4	2	3
47.0605	AAS	DIESEL MECHANICS.....	0	3	1	0	0	
48.0101	AAS	ENGINEERING TECHNOLOGY.....	6	6	4	8	3	6
48.0503	AAS	MACHINING TECHNOLOGY.....	3	2	0	2	4	3
48.0508	AAS	WELDING.....	4	7	5	0	5	3
51.0602	AAS	D'YTAL HYGIENE.....	7	10	9	12	16	9
51.0803	AAS	OCCUPATIONAL THERAPY ASSISTANT.....	16	17	14	9	20	16
51.0806	AAS	PHYSICAL THERAPIST ASSISTANT.....				13	15	13
51.0907	AAS	RADIOLOGIC TECHNOLOGY.....	13	7	12	13	18	15
51.0908	AAS	RESPIRATORY CARE.....	14	5	1	5	12	7
51.1601	AAS	NURSING.....	32	57	63	68	50	58
52.0299	AAS	BUSINESS MANAGEMENT.....	15	13	12	13	8	8
52.0302	AAS	ACCOUNTING.....			4	4	5	8
52.0401	AAS	BUSINESS & OFFICE TECHNOLOGIES.....	11	23	14	12	26	20
52.1201	AAS	COMPUTER INFORMATION SYSTEMS.....	20	15	13	8	9	8
Subtotal Degree Level - AAS			200	223	192	244	253	241
24.0101	AA	LIBERAL ARTS - A.A.....	3		1	5	11	3
24.0102	AGS	LIBERAL ARTS - A.G.S.....	0	1	7	11	10	3
24.0199	AS	LIBERAL ARTS - A.S.....				1	2	3
Subtotal Degree Level - AA/AS			3	1	8	17	23	9
** Total Degrees at PCC			308	342	303	355	386	365

Red Rocks Community College

Cip Code	Degree Title	Program Name	Fy88	Fy89	Fy90	Fy91	Fy92	Fy93
15.0303	C	ELECTRONIC DIGITAL TECHNOLOGY.....	2	35	13	15	2	4
15.0405	C	AUTOMATION SYSTEMS & ROBOTICS.....		3	2	4		
15.0505	C	ENERGY TECHNOLOGY.....	2	1	0	1	1	1
15.0507	C	ENVIRONMENTAL COMP. TECHNOLOGY.....						2
15.1103	C	HYDRAULIC PNEUMATIC TECHNOLOGY.....	1	1			5	4
20.0203	C	EARLY CHILDHOOD CENTER DIRECTOR.....			2	1		
20.0401	C	COMMERCIAL FOOD SERVICE MANAGEMENT.....	1					0
43.0103	C	CRIMINAL JUSTICE.....	0	0	0	4	6	54
43.0107	C	LAW ENFORCEMENT.....	5	2	4		0	
46.0201	C	CARPENTRY.....	1	5	3	0	0	2
46.0302	C	ELECTRICITY: INDUSTRIAL/COMMERCIAL.....	3	2	2	3	1	
46.0501	C	PLUMBING.....	2	4	5	3	1	1
47.0604	C	AUTOMOTIVE TECHNOLOGY.....	23	31	18	21	7	16
47.0605	C	DIESEL POWER TECHNOLOGY.....	0	4	3	3	5	
48.0101	C	DRAFTING TECHNOLOGY.....	5	9	2	1		3
48.0508	C	WELDING & FABRICATION.....	1	0	1	0	1	
51.1615	C	NURSE AIDE / HOME HEALTH AIDE.....			7	19	48	40
51.1699	C	RN REFRESHER PROGRAM - CERTIFIED.....			22	27	32	31
52.0299	C-	MANAGEMENT.....	1			5	2	2
52.0302	C	ACCOUNTING.....	5	9	6	7	9	5
52.0401	C	OFFICE CAREERS.....	14	12	10	28	11	28
52.1201	C	COMPUTER INFORMATION SYSTEMS.....	2		1	3	6	4
52.1401	C	MARKETING.....	1			1	2	1
52.1501	C	REAL ESTATE.....	0	0	3	0	0	
Subtotal Degree Level - Certificate			69	118	107	152	139	198
15.0303	AAS	ELECTRONIC DIGITAL TECHNOLOGY.....	33	25	27	26	23	21
15.0505	AAS	ENERGY TECHNOLOGY.....	3	1	2	1	0	3
15.0506	AAS	WATER QUALITY MANAGEMENT TECHNOLOGY.....	8	3	4	2	11	9
15.1102	AAS	SURVEYING.....	5	4	3	1	3	1
15.1103	AAS	HYDRAULIC PNEUMATIC TECHNOLOGY.....	2	4	5	2	2	3
43.0103	AAS	CRIMINAL JUSTICE.....	24	18	16	23	18	18
43.0201	AAS	FIRE SCIENCE TECHNOLOGY.....					24	31
43.0203	AAS	FIRE SCIENCE TECHNOLOGY.....	11	8	12	15	0	
46.0101	AAS	BRICKLAYING.....	1					
46.0201	AAS	CARPENTRY.....	7	2	1	2	0	
46.0302	AAS	ELECTRICITY: INDUSTRIAL/COMMERCIAL.....	7	5	3	3	2	2
47.0604	AAS	AUTOMOTIVE TECHNOLOGY.....	3	2	1	1	1	4
47.0605	AAS	DIESEL POWER TECHNOLOGY.....	2	1	3	6	0	
48.0101	AAS	DRAFTING TECHNOLOGY.....	14	13	11	14	7	9
48.0508	AAS	WELDING & FABRICATION.....	3	1	0	1	2	1
52.0299	AAS	MANAGEMENT.....	0	0	0	1	8	10
52.0302	AAS	ACCOUNTING.....	18	17	11	14	16	16
52.0401	AAS	OFFICE CAREERS.....	4	11	5	19	10	18
52.0803	AAS	FINANCIAL SERVICE.....					1	
52.1201	AAS	COMPUTER INFORMATION SYSTEMS.....	9	7	7	12	14	17
52.1401	AAS	MARKETING.....	9	22	14	14	1	5
52.1501	AAS	REAL ESTATE.....	0	0	0	1	0	
Subtotal Degree Level - AAS			163	144	125	158	143	168
24.0101	AA	LIBERAL ARTS - A.A.....	50	78	57	71	72	104
24.0102	AGS	GENERAL STUDIES.....	25	21	30	45	22	28
24.0199	AS	LIBERAL ARTS - A.S.....	25	25	18	30	20	31
Subtotal Degree Level - AA/AS			100	124	105	146	114	163
** Total Degrees at RRCC			332	386	337	456	396	529

Trinidad State Junior College

Cip Code	Degree Title	Program Name	Fy88	Fy89	Fy90	Fy91	Fy92	Fy93
01.0104	C	FARM & RANCH BUSINESS MANAGEMENT.....						2
12.0403	C	COSMETOLOGY.....	2	3	5	2	1	
15.0701	C	OCCUPATIONAL SAFETY ADMINISTRATION TECH...	0		2	4	4	4
15.1102	C	SURVEYING & SOIL TESTING.....	1					3
43.0107	C	COLORADO LAW ENFORCEMENT TRAINING ACADEMY.	50	54	61	79	76	111
46.9999	C	BUILDING TRADES.....	3	5	8			7
47.0302	C	HEAVY EQUIPMENT MECHANICS.....	9	2	2	0	0	
47.0402	C	GUNSMITHING.....	12	4	3	4	8	8
47.0603	C	AUTO BODY REPAIR.....	7	11	8	1	3	4
47.0604	C	AUTO MECHANICS.....	6	4	7	8	2	3
48.0101	C	DRAFTING & DESIGN TECHNOLOGY.....	0	0	1	2	0	
48.0508	C	WELDING.....	4					
51.1613	C	PRACTICAL NURSING.....	3	18	14	30	24	23
52.0204	C	OFFICE SUPERVISION & MANAGEMENT.....						1
52.0401	C	SECRETARIAL.....	6					
52.0408	C	CLERICAL.....		2		2	3	
Subtotal Degree Level - Certificate			103	103	111	132	121	166
03.0299	AAS	NATURAL RESOURCES TECHNOLOGY.....	1	0	0	0		
15.0201	AAS	CIVIL ENGINEERING TECHNOLOGY.....	3	4	2	3	3	1
15.0303	AAS	COMPUTER & ELECTRONICS TECHNOLOGY.....	17	20	14	10	10	7
15.0402	AAS	COMPUTER MAINTENANCE.....	11	11	8	2	6	3
15.0701	AAS	OCCUPATIONAL SAFETY ADMINISTRATION TECH...			4	4	5	16
43.0103	AAS	CRIMINAL JUSTICE.....	13	12	13	5	8	8
46.9999	AAS	BUILDING TRADES.....	0	1	12	0	0	1
47.0302	AAS	HEAVY EQUIPMENT MECHANICS.....	1	1	2	0	0	
47.0402	AAS	GUNSMITHING.....	18	19	15	16	23	14
47.0603	AAS	AUTO BODY REPAIR.....	5	1	9	0	1	2
47.0604	AAS	AUTO MECHANICS.....	2	1	10	2	3	1
48.0101	AAS	DRAFTING & DESIGN TECHNOLOGY.....	3	1	3	0	1	2
51.1601	AAS	NURSING.....	6	9	11	14	28	14
52.0204	AAS	OFFICE SUPERVISION & MANAGEMENT.....						4
52.0401	AAS	SECRETARIAL.....	5	5	7	8	4	
52.1201	AAS	COMPUTER INFORMATION SYSTEMS.....	8	4	5	5	3	2
Subtotal Degree Level - AAS			93	89	115	69	95	75
24.0101	AA	LIBERAL ARTS - A.A.....	59	35	42	56	60	57
24.0102	AGS	GENERAL STUDIES.....	0	1	6	3	2	
24.0199	AS	LIBERAL ARTS - A.S.....	0	0	1	7	6	7
Subtotal Degree Level - AA/AS			59	36	49	66	68	64
** Total Degrees at TSJC			255	228	275	267	284	305

University of Colorado - Boulder

Cip Code	Degree Title	Program Name	Fy88	Fy89	Fy90	Fy91	Fy92	Fy93
03.0101	BA	ENVIRONMENTAL STUDIES.....	28	0	41	62	99	102
04.0401	B.ENVD	ENVIRONMENTAL DESIGN.....	95	96	81	101	82	80
05.0102	BA	AMERICAN STUDIES.....	16	12	25	24	22	18
05.0103	BA	ASIAN STUDIES.....	6	8	6	6	3	5
05.0105	BA	CENTRAL & EAST EUROPEAN STUDIES.....	14	10	14	14	15	11
05.0107	BA	LATIN AMERICAN STUDIES.....	2	1	0	4	2	5
05.0108	BA	AFRICAN AND MIDDLE EASTERN STUDIES.....	0	4	0	0	0	
05.0201	BA	ETHNIC STUDIES.....	0	0	0	2	0	1
09.0101	BA	COMMUNICATION.....	127	178	204	215	219	226
09.0401	BS	JOURNALISM.....	183	196	218	201	181	204
11.0101	BS	COMPUTER SCIENCE.....	63	53	26	35	42	58
13.1302	BA/BFA	ART EDUCATION.....	4					
13.1312	B.M.ED	MUSIC EDUCATION.....	9	5	11	15	16	14
14.0201	BS	AEROSPACE ENGINEERING SCIENCES.....	80	111	109	111	103	86
14.0401	BS	ARCHITECTURAL ENGINEERING.....	56	46	27	39	33	30
14.0701	BS	CHEMICAL ENGINEERING.....	44	26	31	27	27	43
14.0801	BS	CIVIL ENGINEERING.....	34	30	27	30	22	40
14.0901	BS	ELECTRICAL & COMPUTER ENGINEERING.....	78	66	52	47	30	36
14.1001	BS	ELECTRICAL ENGINEERING.....	86	44	86	72	43	58
14.1201	BS	ENGINEERING PHYSICS.....	15	17	7	10	17	12
14.1901	BS	MECHANICAL ENGINEERING.....	53	59	67	54	48	61
16.0102	BA	LINGUISTICS.....	5	8	10	4	3	4
16.0301	BA	CHINESE.....	5	5	4	3	6	4
16.0302	BA	JAPANESE.....	5	3	4	4	11	10
16.0402	BA	RUSSIAN & SLAVIC LANGUAGES & LIT.....	4	4	7	5	2	9
16.0501	BA	GERMANIC STUDIES.....	8	12	9	14	12	17
16.0901	BA	FRENCH.....	17	24	24	31	20	23
16.0902	BA	ITALIAN.....	6	5	4	4	1	3
16.0905	BA	SPANISH.....	24	19	24	26	29	32
16.1201	BA	CLASSICS.....	6	8	5	5	6	10
23.0101	BA	ENGLISH.....	152	173	235	240	260	296
24.0103	BA	HUMANITIES.....	22	24	33	31	46	43
26.0101	BA	ENVIRONMENTAL POPULATION ORGANIS. BIOL..	113	109	132	124	132	186
26.0202	BA	BIOCHEMISTRY.....						34
26.0402	BA	MOLECULAR,CELLULAR & DEVELOPMENTAL BIOLOGY	83	70	71	76	91	71
27.0101	BA	MATHEMATICS.....	66	42	59	47	43	53
27.0301	BS	APPLIED MATHEMATICS.....	17	22	10	12	8	16
30.9999	BA	DISTRIBUTED STUDIES.....	49	39	79	53	44	42
30.999902	BA	INDIVIDUALLY STRUCTURED MAJOR.....	0	7	4	1	5	5
31.0301	BS	RECREATION.....	24	0	0	0	0	
31.0505	BA	KINESIOLOGY.....	63	78	96	86	104	111
38.0101	BA	PHILOSOPHY.....	23	26	32	27	39	40
38.0201	BA	RELIGIOUS STUDIES.....	9	8	5	10	11	5
40.0501	BA	CHEMISTRY.....	30	26	41	34	38	18
40.0601	BA	GEOLOGY.....	20	15	13	12	9	14
40.0801	BA	PHYSICS.....	24	15	28	30	27	15
42.0101	BA	PSYCHOLOGY.....	264	309	341	338	383	355
45.0201	BA	ANTHROPOLOGY.....	46	50	55	60	75	84
45.0601	BA	ECONOMICS.....	174	179	195	181	136	148
45.0701	BA	GEOGRAPHY.....	46	55	43	43	63	47
45.0801	BA	HISTORY.....	109	119	131	112	148	157
45.0901	BA	INTERNATIONAL AFFAIRS.....	91	89	126	136	119	134
45.1001	BA	POLITICAL SCIENCE.....	167	180	203	228	248	209
45.1101	BA	SOCIOLOGY.....	75	64	90	108	130	142
50.0301	BA/BFA	DANCE.....	6	5	2	6	6	5
50.0501	BA/BFA	THEATRE.....	10	25	24	24	23	32
50.0601	BA/BFA	FILM STUDIES.....		4	12	10	31	39
50.0701	BA/BFA	FINE ARTS.....	83	86	97	102	100	99
50.0901	B.MUS	MUSIC.....	19	24	20	16	19	19



University of Colorado - Boulder

Cip Code	Degree Title	Program Name	Fy88	Fy89	Fy90	Fy91	Fy92	Fy93
50.9999	BA.MUS	ARTS IN MUSIC.....	11	16	19	14	12	26
51.0201	BA	COMMUNICATION DISORDERS & SPEECH SCIENCE..	20	13	29	27	25	23
51.2001	BS	PHARMACY.....	55	54	82	71		
52.0201	BS	BUSINESS ADMINISTRATION.....	770	718	647	703	749	739
Subtotal Degree Level - Bachelor			3714	3694	4077	4127	4218	4409
09.0101	MA	COMMUNICATION.....	0	0	0	1	0	
09.0401	MA	JOURNALISM.....	13	16	21	25	15	33
11.0101	MS	COMPUTER SCIENCE.....	52	34	48	63	67	57
13.0301	MA	EDUC-INSTRUCTION AND CURRICULUM.....	24	41	50	60	74	83
13.030102	ED.S	EDUC-INSTRUCTION AND CURRICULUM.....		3	1			
13.0802	MA	EDUC-EDUCATIONAL/PSYCHOLOGICAL STUDIES....	32	24	7	8	6	4
13.0901	MA	ED-SOCIAL MULTICUL. & BILINGUAL FOUNDATI..	19	43	35	45	34	37
13.1302	MA	ART EDUCATION.....		2	2	2	1	
13.1312	M.M.ED	MUSIC EDUCATION.....	6	5	7	7	3	4
14.0101	ME	ENGINEERING.....	15	23	38	47	47	67
14.0201	MS	AEROSPACE ENGINEERING SCIENCES.....	26	20	42	57	43	50
14.0701	MS	CHEMICAL ENGINEERING.....	11	8	9	4	3	8
14.0801	MS	CIVIL ENGINEERING.....	57	62	44	57	45	57
14.1001	MS	ELECTRICAL ENGINEERING.....	86	58	70	59	70	72
14.100102	MS	TELECOMMUNICATIONS.....	0	55	68	34	39	61
14.1901	MS	MECHANICAL ENGINEERING.....	9	8	12	7	15	13
16.0102	MA	LINGUISTICS.....	3	4	15	6	15	17
16.0301	MA	CHINESE.....					1	7
16.0402	MA	RUSSIAN & SLAVIC LANGUAGES & LIT.....	0	1	0	0		
16.0501	MA	GERMAN.....	5	4	5	1		
16.0901	MA	FRENCH.....	2	0	6	7	5	5
16.0905	MA	SPANISH.....	2	11	8	9	7	5
16.1201	MA	CLASSICS.....	4	6	6	4	4	3
23.0101	MA	ENGLISH.....	14	23	21	39	32	30
23.0301	MA	COMPARATIVE LITERATURE.....	0	0	3	4	2	2
26.0101	MA	ENVIRONMENTAL POPULATION ORGANIS. BIOL..	9	5	4	9	4	3
26.0402	MA	MOLECULAR,CELLULAR & DEVELOPMENTAL BIOLOGY	2	1	1	1	1	1
27.0101	MA	MATHEMATICS.....	12	5	8	8	5	9
27.0301	MS	APPLIED MATHEMATICS.....	5	12	4	1	4	18
30.0101	MBS	BASIC SCIENCE.....	10	3	6	6	9	6
31.0505	MS	KINESIOLOGY.....	13	5	14	16	14	9
38.0101	MA	PHILOSOPHY.....	10	5	7	2	4	17
38.0201	MA	RELIGIOUS STUDIES.....	2	4	0	3	6	4
40.0501	MS	CHEMISTRY.....	12	4	7	9	7	8
40.0601	MS	GEOLOGY.....	18	15	16	11	9	12
40.0703	MS	ASTRO-PHYS. PLANETARY & ATMOSPHERIC SCIE..	2	6	3	9	3	5
40.0801	MS	PHYSICS.....	18	14	12	14	17	14
42.0101	MA	PSYCHOLOGY.....	21	35	20	31	23	38
45.0201	MA	ANTHROPOLOGY.....	8	9	11	10	8	11
45.0601	MA	ECONOMICS.....	23	30	25	21	14	15
45.0701	MA	GEOGRAPHY.....	16	9	13	13	7	9
45.0801	MA	HISTORY.....	7	13	11	6	13	9
45.1001	MA	POLITICAL SCIENCE.....	7	6	4	10	13	8
45.1101	MA	SOCIOLOGY.....	3	8	8	6	2	7
50.0301	MFA	DANCE.....	5	1	3	1	2	3
50.0501	MA	THEATRE.....	1	5	5	3	1	6
50.0701	MA/MFA	FINE ARTS.....	12	15	20	26	21	12
50.0901	M.MUS	MUSIC.....	21	34	18	16	17	28
51.0201	MA	COMMUNICATION DISORDERS & SPEECH SCIENCE..	26	22	23	25	27	35
52.0201	MS/MBA	BUSINESS ADMINISTRATION.....	177	171	162	208	268	212

University of Colorado - Boulder

Cip Code	Degree Title	Program Name	Fy88	Fy89	Fy90	Fy91	Fy92	Fy93
Subtotal Degree Level - Master			820	888	923	1011	1027	1114
22.0101	JD	LAW.....	160	146	136	145	151	166
Subtotal Degree Level - First Prof			160	146	136	145	151	166
09.0101	PH.D	COMMUNICATION.....	1	1	0	1	0	2
11.0101	PH.D	COMPUTER SCIENCE.....	1	2	7	10	14	11
13.0301	PH.D	EDUC-INSTRUCTION AND CURRICULUM.....	12	11	8	2	2	4
13.0601	PH.D	EDUC-RESEARCH AND EVALUATION METHODOLOGY..	2	2	2	3	0	
13.0802	PH.D	EDUC-EDUCATIONAL/PSYCHOLOGICAL STUDIES....	11	9	5	6	7	9
13.0901	PH.D	ED-SOCIAL MULTICUL. & BILINGUAL FOUNDATI..	2	8	3	6	5	
13.1312	PH.D	MUSIC - MUSIC EDUCATION.....	1					
14.0201	PH.D	AEROSPACE ENGINEERING SCIENCES.....	1	6	11	15	7	23
14.0701	PH.D	CHEMICAL ENGINEERING.....	7	7	3	9	2	11
14.0801	PH.D	CIVIL ENGINEERING.....	9	10	16	17	8	19
14.1001	PH.D	ELECTRICAL ENGINEERING (CU SYS).....	9	18	16	17	15	25
14.1901	PH.D	MECHANICAL ENGINEERING.....	3	6	3	6	4	8
16.0102	PH.D	LINGUISTICS.....	1	1	2	1	1	2
16.0501	PH.D	GERMAN.....	0	0	0	1		
16.0901	PH.D	FRENCH.....	2	1	5	0	1	2
16.0905	PH.D	SPANISH.....	0	1	3	2	2	3
16.1201	PH.D	CLASSICS.....	2				1	2
23.0101	PH.D	ENGLISH.....	1	5	3	7	4	8
23.0301	PH.D	COMPARATIVE LITERATURE.....	2	0	0	0	2	
26.0101	PH.D	ENVIRONMENTAL POPULATION ORGANIS. BIOL..	8	5	3	5	9	11
26.0402	PH.D	MOLECULAR,CELLULAR & DEVELOPMENTAL BIOLOGY	12	4	9	9	7	9
27.0101	PH.D	MATHEMATICS.....	4	2	4	9	5	5
27.0301	PH.D	APPLIED MATHEMATICS (CU SYS).....	0	0	1	1	1	1
38.0101	PH.D	PHILOSOPHY.....	3	4	3	0	1	2
40.0501	PH.D	CHEMISTRY.....	25	20	29	24	19	26
40.0506	PH.D	CHEMICAL PHYSICS.....	3	2	2	3	0	1
40.0601	PH.D	GEOLOGY.....	6	6	11	14	7	12
40.0603	PH.D	GEOPHYSICS.....	1	2	0	3	3	6
40.0703	PH.D	ASTRO-PHYS. PLANETARY & ATMOSPHERIC SCIE..	6	10	9	5	7	6
40.0801	PH.D	PHYSICS.....	15	12	15	19	22	17
40.081002	PH.D	MATHEMATICAL PHYSICS.....			1	1	1	
42.0101	PH.D	PSYCHOLOGY.....	20	20	13	13	24	10
45.0201	PH.D	ANTHROPOLOGY.....	3	3	5	6	5	2
45.0601	PH.D	ECONOMICS.....	12	10	7	13	7	9
45.0701	PH.D	GEOGRAPHY.....	7	7	4	8	7	7
45.0801	PH.D	HISTORY.....	5	2	3	3	4	3
45.1001	PH.D	POLITICAL SCIENCE.....	2	1	0	2	8	5
45.1101	PH.D	SOCIOLOGY.....	5	6	3	1	2	3
50.0501	PH.D	THEATRE.....	3	4	2	1	3	3
50.0901	PH.D	MUSIC.....	10	0	2	2	5	1
50.090102	D.M.ARTS	MUSICAL ARTS.....	0	12	21	7	14	14
51.0201	PH.D	COMMUNICATION DISORDERS & SPEECH SCIENCE..	1	0	1	2	2	2
51.2001	PH.D	PHARMACEUTICAL SCIENCES.....	1	2	3	0		
52.0201	PH.D	BUSINESS ADMINISTRATION.....	10	9	10	12		15
Subtotal Degree Level - Doctoral			229	231	248	266	249	299
** Total Degrees at UCB			4923	4959	5384	5549	5645	5988

University of Colorado - Colorado Springs

Cip Code	Degree Title	Program Name	Fy88	Fy89	Fy90	Fy91	Fy92	Fy93
09.0101	BA	COMMUNICATION.....	46	39	52	52	79	79
11.0101	BS	COMPUTER SCIENCE.....	19	20	21	28	18	23
14.1001	BS	ELECTRICAL ENGINEERING.....	55	53	20	46	49	47
16.0905	BA	SPANISH.....	2	3	4	3	2	5
23.0101	BA	ENGLISH.....	14	15	21	20	13	27
26.0101	BA	BIOLOGY.....	12	12	16	14	24	31
27.0101	BA	MATHEMATICS.....	6	5	7	4	12	5
27.0301	BS	APPLIED MATHEMATICS.....	7	3	6	8	9	6
30.9999	BA	DISTRIBUTED STUDIES.....	11	13	18	17	11	14
38.0101	BA	PHILOSOPHY.....	2	3	2	5	2	8
40.0501	BA/BS	CHEMISTRY.....	5	11	6	9	7	5
40.0801	BS	PHYSICS.....	5	6	6	3	5	5
42.0101	BA	PSYCHOLOGY.....	55	54	58	56	64	68
45.0201	BA	ANTHROPOLOGY.....	5	2	3	3	5	7
45.0601	BA	ECONOMICS.....	4	3	12	8	10	7
45.0701	BA	GEOGRAPHY AND ENVIRONMENTAL STUDIES.....	4	8	13	11	15	24
45.0801	SA	HISTORY.....	10	10	16	24	19	23
45.1001	BA	POLITICAL SCIENCE.....	15	20	19	13	25	19
45.1101	BA	SOCIOLOGY.....	15	30	20	23	19	33
50.0701	BA	FINE ARTS.....	4	9	13	13	14	9
52.0201	BS	BUSINESS ADMINISTRATION.....	128	140	158	166	153	148
Subtotal Degree Level - Bachelor			424	459	491	526	555	593
11.0101	MS	COMPUTER SCIENCE.....	2	10	14	16	11	29
13.0301	MA	CURRICULUM & INSTRUCTION.....	41	41	44	40	48	41
13.1001	MA	SPECIAL EDUCATION.....	24	27	23	34	29	50
13.1101	MA	GUIDANCE & HUMAN SERVICES.....	25	30	23	26	24	19
14.1001	MS	ELECTRICAL ENGINEERING.....	15	17	23	11	24	22
27.0301	MS	APPLIED MATHEMATICS.....	0	4	4	2	2	3
30.0101	MBS	BASIC SCIENCE.....	9	4	6	5	18	10
40.0801	MS	PHYSICS.....				1	4	5
44.0401	MPA	PUBLIC ADMINISTRATION.....	20	21	23	21	43	34
45.0801	MA	HISTORY.....	2	1	2	2	1	2
45.1101	MA	SOCIOLOGY.....	5		4	3	2	6
52.0201	MBA	BUSINESS ADMINISTRATION.....	50	65	72	82	97	97
Subtotal Degree Level - Master			193	220	238	243	303	318
14.100102	PH.D	ELECTRICAL ENGINEERING (CU SYS).....	2	0	1	3	4	5
Subtotal Degree Level - Doctoral			2	0	1	3	4	5
** Total Degrees at UCCS			619	679	730	772	862	916

University of Colorado - Denver

Cip Code	Degree Title	Program Name	Fy88	Fy89	Fy90	Fy91	Fy92	Fy93
09.0101	BA	COMMUNICATION AND THEATRE.....	38	23	35	55	58	61
11.0701	BS	COMPUTER SCIENCE AND ENGINEERING.....	17	23	15	23	19	13
14.0801	BS	CIVIL ENGINEERING.....	38	24	33	39	20	30
14.1001	BS	ELECTRICAL ENGINEERING.....	95	74	76	67	69	55
14.1901	BS	MECHANICAL ENGINEERING.....	45	38	37	32	36	45
16.0501	BA	GERMAN.....	6	0	1	0	2	1
16.0901	BA	FRENCH.....	5	6	7	8	13	2
16.0905	BA	SPANISH.....	2	3	3	3	1	9
23.0101	BA	ENGLISH.....	31	21	20	31	29	25
23.0401	BA	ENGLISH WRITING PROGRAM.....	11	7	14	13	26	25
26.0101	BS	BIOLOGY.....	40	26	29	33	29	40
27.0101	BS	MATHEMATICS.....	28	28	33	25	25	24
27.0301	BS	APPLIED MATHEMATICS.....	6	4	5	4	5	7
30.9999	BA	INDIVIDUALLY STRUCTURED MAJOR.....	7	13	23	24	19	31
38.0101	BA	PHILOSOPHY.....	6	3	5	7	4	8
40.0501	BS	CHEMISTRY.....	10	12	7	10	9	10
40.0601	BS	GEOLOGY.....	6	8	6	4	6	4
40.0801	BS	PHYSICS.....	2	8	3	1	1	4
42.0101	BA	PSYCHOLOGY.....	56	70	78	81	80	112
45.0201	BA	ANTHROPOLOGY.....	5	4	8	11	13	11
45.0601	BA	ECONOMICS.....	16	19	29	36	15	27
45.0701	BA	GEOGRAPHY.....	3	2	6	15	3	5
45.0801	BA	HISTORY.....	22	10	24	16	24	16
45.1001	BA	POLITICAL SCIENCE.....	24	32	28	33	39	50
45.1101	BA	SOCIOLOGY.....	17	7	10	14	9	7
45.1201	BA	URBAN STUDIES.....	0	0	1	1	0	
50.0701	BA/BFA	FINE ARTS.....	18	23	30	35	17	29
50.0901	BS	MUSIC.....	22	13	23	14	23	24
52.0201	BS	BUSINESS ADMINISTRATION.....	243	222	252	244	259	270
Subtotal Degree Level - Bachelor			819	723	841	879	853	953
03.0102	MS	ENVIRONMENTAL SCIENCES.....	2	4	6	5	9	18
04.0201	M.ARCH	ARCHITECTURE.....	60	45	46	60	49	57
04.0301	M.URP	URBAN AND REGIONAL PLANNING.....	35	31	22	30	28	32
04.0501	M.ID	INTERIOR DESIGN.....	10	4	6	2	1	
04.0601	M.LA	LANDSCAPE ARCHITECTURE.....	20	12	15	12	10	15
04.0701	M.AUD	URBAN DESIGN.....	7	5	10	6	6	11
09.0101	MA	COMMUNICATION AND THEATRE.....	1	8	3	6	6	4
11.0401	MS	INFORMATION SYSTEMS.....	7	11	14	24	34	25
13.0301	MA	EDUC-INSTRUCTION AND CURRICULUM.....			73	107	139	133
13.0401	MA	ADMINIS. SUPERVISION CURRICULUM DEV.....	17	25	26	30	30	34
13.040102	ED.S	ADMINIS. SUPERVISION CURRICULUM DEV.....	0	0	1	5	3	7
13.0802	MA	EDUCATIONAL PSYCHOLOGY.....	7	8	9	6	9	9
13.0901	MA	FOUNDATIONS.....	2	0	0			
13.1001	MA	SPECIAL EDUCATION.....	11	6	24	10	28	19
13.1101	MA	COUNSELING PSYCHOLOGY & COUNSELOR EDUC....	25	52	55	62	60	59
13.1202	MA/M.ED	ELEMENTARY EDUCATION.....	19	36	17			
13.1204	MA	EARLY CHILDHOOD EDUCATION.....	7	8	13	10	17	12
13.1205	MA	SECONDARY EDUCATION.....	26	28	15			
13.1315	MA/M.ED	READING.....	13	23	10			
14.0801	MS	CIVIL ENGINEERING.....	24	26	18	28	15	14
14.1001	MS	ELECTRICAL ENGINEERING.....	11	19	15	20	32	23
14.1901	MS	MECHANICAL ENGINEERING.....	6	5	6	11	3	5
23.0101	MA	ENGLISH.....	1	4	8	8	8	11
23.1101	MS	TECHNICAL COMMUNICATIONS.....	5	8	9	11	10	7
24.0103	MH	HUMANITIES.....	6	5	14	7	7	6
25.0101	MA/M.ED	INFORMATION & LEARNING TECHNOLOGIES.....	15	12	10	10	10	12

University of Colorado - Denver

Cip Code	Degree Title	Program Name	Fy88	Fy89	Fy90	Fy91	Fy92	Fy93
26.0101	MA	BIOLOGY.....	7	4	3	4	2	3
27.0101	MA	MATHEMATICS.....	1	0	2	1	1	
27.0301	MS	APPLIED MATHEMATICS.....	14	12	5	10	7	9
30.0101	MBS	BASIC SCIENCE.....	6	6	3	1	3	1
40.0501	MS	CHEMISTRY.....	9	5	1	3	4	
42.0101	MA	PSYCHOLOGY.....	11	16	16	17	22	14
43.0103	MCJ	CRIMINAL JUSTICE.....	5	5	5	12	16	11
44.0401	MPA	PUBLIC ADMINISTRATION.....	53	40	38	62	65	50
45.0101	MSS	SOCIAL SCIENCES.....	8	5	9	7	9	7
45.0201	MA	ANTHROPOLOGY.....	0	1	9	4	3	5
45.0601	MA	ECONOMICS.....	3	14	5	8	6	10
45.0801	MA	HISTORY.....	5	10	11	4	8	13
45.1001	MA	POLITICAL SCIENCE.....	3	8	2	5	8	6
45.1101	MA	SOCIOLOGY.....	5	4	0	3	2	2
51.0701	MS	HEALTH ADMINISTRATION.....	33	18	20	21	24	68
52.0201	MBA	BUSINESS ADMINISTRATION.....	193	214	183	191	200	318
52.0301	MS	ACCOUNTING.....	7	25	17	26	29	34
52.0801	MS	FINANCE.....	5	5	14	25	43	66
52.1003	MS	MANAGEMENT AND ORGANIZATION.....	5		22	19	35	23
52.1401	MS	MARKETING.....	1	1	8	18	27	38
Subtotal Degree Level - Master			711	778	818	911	1028	1191
13.0401	PH.D	LEADERSHIP & INNOVATION.....	1	7	9	11	7	14
27.030102	PH.D	APPLIED MATHEMATICS (CU SYS).....	1	0	2	4	2	3
44.0401	PH.D	PUBLIC ADMINISTRATION.....	6	16	11	6	7	9
Subtotal Degree Level - Doctoral			8	23	22	21	16	26
** Total Degrees at UCD			1538	1524	1681	1811	1897	2170

University of Colorado - Health Sciences Center

Cip Code	Degree Title	Program Name	Fy88	Fy89	Fy90	Fy91	Fy92	Fy93
51.0602	BS	DENTAL HYGIENE.....	18	13	22	17	17	18
51.1005	BSMLS	MEDICAL LABORATORY SCIENCES.....	2	19	8	14	7	12
51.1601	BS	NURSING.....	100	88	126	131	137	126
51.2001	BS	PHARMACY.....					98	76
51.2308	BS	PHYSICAL THERAPY.....	35	33	34	45	0	
51.9999	BS	MEDICAL SCIENCE.....	7	7	8	8	16	22
Subtotal Degree Level - Bachelor			162	160	198	215	275	254
26.0202	MS	BIOCHEMISTRY.....	5	0	0	0	0	
26.0203	MS	BIOPHYSICS AND GENETICS.....	0	9	6	7	6	5
26.0501	MS	MICROBIOLOGY & IMMUNOLOGY.....	2					
26.0611	MS	MEDICAL PHYSICS.....	3	6	3	5	6	4
26.0614	MS	BIOMETRICS.....	1	0	3	2	1	3
26.0699	MS	BIOMEDICAL BASIC SCIENCES.....			6	4	1	3
26.0705	MS	PHARMACOLOGY.....	2					
51.0807	MS	CHILD HEALTH ASSOCIATE/PHYSICIAN ASSISTANT LABORATORY MEDICINE.....	21	10	7	8	10	7
51.1005	MS	LABORATORY MEDICINE.....	1	0	0	0	0	
51.1601	MS	NURSING.....	104	69	77	67	74	94
51.2201	MSPH	PUBLIC HEALTH.....	8	10	5	13	17	18
51.2308	MS	PHYSICAL THERAPY.....					45	49
Subtotal Degree Level - Master			147	104	107	106	160	183
51.0401	DDS	DENTAL SURGERY.....	30	32	31	34	40	29
51.1201	MD	MEDICINE.....	126	117	128	123	123	133
Subtotal Degree Level - First Prof			156	149	159	157	163	162
26.0202	PH.D	BIOCHEMISTRY.....	2	3	2	2	2	4
26.0203	PH.D	BIOPHYSICS AND GENETICS.....	0	1	2	1	0	
26.0401	PH.D	CELL & DEVELOPMENTAL BIOLOGY.....	0	0	0	0	1	1
26.0501	PH.D	MICROBIOLOGY & IMMUNOLOGY.....	4	4	3	2	5	4
26.0614	PH.D	ANALYTIC HEALTH SCIENCES.....	1	1	1	1	1	1
26.0704	PH.D	EXPERIMENTAL PATHOLOGY.....		2	1	1	3	3
26.0705	PH.D	PHARMACOLOGY.....	2	4	2	3	3	5
26.0706	PH.D	PHYSIOLOGY.....	0	0	0	1	0	2
51.1601	PH.D	NURSING.....	3	5	4	6	11	13
51.2001	PH.D	PHARMACEUTICAL SCIENCES.....	0	0	0	0	5	
Subtotal Degree Level - Doctoral			12	20	15	17	31	33
** Total Degrees at UCHSC			477	433	479	495	629	632

University of Northern Colorado

Cip Code	Degree Title	Program Name	Fy88	Fy89	Fy90	Fy91	Fy92	Fy93
05.0201	BA	BLACK STUDIES.....	0	0	0	2	0	
05.0203	BA	HISPANIC STUDIES.....	1	1	1	1		3
09.0101	BA	COMMUNICATION.....	20	24	25	33	47	52
09.0401	BA	JOURNALISM.....	78	65	67	65	86	105
13.0201	BA	ELEMENTARY EDUCATION: BILINGUAL-BICULTURAL	2	0	0	0		
13.1001	BA	SPECIAL EDUCATION.....	5	2	8	0	0	
13.1006	BA	SPECIAL EDUCATION-MENTAL RETARDATION.....	28	29	20	2	1	1
13.1202	BA	ELEMENTARY EDUCATION.....	128	150	114	51	136	50
13.1203	BA	MIDDLE SCHOOL EDUCATION.....	12	18	10	28	19	7
13.1204	BA	PRE-SCHOOL EDUCATION.....	34	38	74	130	2	
13.1303	BA	BUSINESS TEACHER EDUCATION.....	10	5	4	0	0	
13.1307	BA	HEALTH EDUCATION.....	0	2	0	0	0	
13.1308	BA	VOCATIONAL HOME ECONOMICS.....	2	2	0	0	0	
13.1312	BME	MUSIC EDUCATION.....	8	11	12	13	14	22
13.1316	BA	JUNIOR HIGH / SECONDARY SCIENCE.....	1	0	1	1	0	
13.1319	BA/BS	INDUSTRIAL ARTS.....	1					
16.0501	BA	GERMAN.....	1	3	2	6	1	4
16.0901	BA	FRENCH.....	4	6	1	4	0	1
16.0905	BA	SPANISH.....	6	8	5	6	16	17
19.0503	BA	DIETETICS.....	20	11	14	10	10	10
19.0705	BS	GERONTOLOGY.....	4	13	7	11	10	7
23.0101	BA	ENGLISH.....	20	32	25	52	61	69
26.0101	BA	BIOLOGICAL SCIENCES.....	21	22	18	26	42	51
26.0301	BA	BOTANY.....	0	1	1	1		
26.0701	BA	ZOOLOGY.....	7	9	3	2		
27.0101	BA	MATHEMATICS.....	33	37	30	37	44	53
30.9999	BA	INTERDISCIPLINARY STUDIES.....	8	16	13	7	11	13
31.0301	BS	RECREATION.....	24	18	28	37	50	38
31.0505	BA	KINESIOLOGY.....	48	49	56	50	69	108
38.0101	BA	PHILOSOPHY.....	1	1	0	6	7	8
40.0101	BA	PHYSICAL SCIENCES.....	2	4	1	3	0	1
40.0501	BA	CHEMISTRY.....	7	6	9	5	11	11
40.0703	BA	EARTH SCIENCES.....	14	9	12	13	20	31
40.0801	BA	PHYSICS.....	6	4	8	6	6	6
42.0101	BA	PSYCHOLOGY.....	60	64	62	77	95	111
45.0101	BA	SOCIAL SCIENCE.....	4	6	11	28	53	83
45.0201	BA	ANTHROPOLOGY.....	1	0	0	0	0	
45.0601	BA	ECONOMICS.....	2	6	6	14	12	9
45.0701	BA	GEOGRAPHY.....	2	10	15	14	10	17
45.0801	BA	HISTORY.....	19	17	25	30	28	37
45.1001	BA	POLITICAL SCIENCE.....	23	16	22	36	17	24
45.1101	BA	SOCIOLOGY.....	53	66	74	63	93	108
50.0501	BA	THEATRE ARTS.....	11	8	15	9	12	22
50.0599	BA	MUSICAL THEATRE.....	2	3	1	3		4
50.0701	BA	VISUAL ARTS.....	26	22	17	27	33	47
50.0901	BA/BM	MUSIC.....	18	19	27	20	25	22
51.0202	BA	COMMUNICATION DISORDERS: AUDIOLOGY.....	8	5	7	9	21	30
51.0203	BA	COMMUNICATION DISORDERS: SPEECH-LANG PATH.	12	10	8	8	27	31
51.1005	BA	MEDICAL TECHNOLOGY.....	4	1	6	5	5	4
51.1601	BS	NURSING.....	94	77	73	81	88	94
51.2207	BS	HEALTH.....	8	5	7	7	17	10
51.2399	BS	HUMAN REHABILITATIVE SERVICES.....	15	20	27	19	15	30
52.0201	BS	BUSINESS ADMINISTRATION.....	380	337	283	233	251	262
		Subtotal Degree Level - Bachelor	1298	1288	1255	1291	1465	1613
09.0101	MA	COMMUNICATION.....	14	20	36	35	26	27
13.0401	MA	EDUCATIONAL LEADERSHIP.....	17	28	32	25	28	31

University of Northern Colorado

Cip Code	Degree Title	Program Name	Fy88	Fy89	Fy90	Fy91	Fy92	Fy93
13.040102	ED.S	EDUCATIONAL LEADERSHIP.....				1	1	
13.0501	MA	EDUCATIONAL MEDIA.....	1	8	8	11	12	11
13.0603	MS	APPLIED STATISTICS & RESEARCH METHODS.....	13	19	7	0	25	15
13.0802	MA	EDUCATIONAL PSYCHOLOGY.....	0	2	3	1	4	4
13.1001	MA	SPECIAL EDUCATION.....	114	152	160	95	105	159
13.100102	ED.S	SPECIAL EDUCATION.....	1	0	0	0	0	
13.1006	MA	SPECIAL EDUCATION-MENTAL RETARDATION.....	18	29	26	54	79	5
13.1101	MA	ELEMENTARY SCHOOL COUNSELING.....	28	27	6	6	1	3
13.110102	MA	SECONDARY/POSTSECONDARY SCHOOL COUNSELING.....	9	2	9	5	2	6
13.110103	MA	AGENCY COUNSELING.....	45	46	59	74	0	
13.1202	MA	ELEMENTARY EDUCATION.....	51	54	47	80	48	79
13.1204	MA	ELEMENTARY EDUCATION: EARLY CHILDHOOD ED..	12	12	10	7	15	18
13.1307	MA	PUBLIC HEALTH.....	7	13	9			
13.1311	MA	MATHEMATICS EDUCATION.....	0	1	3	0	0	2
13.1312	MME	MUSIC EDUCATION.....	5	6	5	10	5	13
13.1314	MA	PHYSICAL EDUCATION.....	16	28	35	37	31	54
13.1315	MA	READING.....	24	36	14	15	50	23
13.1316	MA	SCIENCE EDUCATION.....						1
13.9999	MA	EDUCATIONAL TECHNOLOGY.....			19	14	7	4
16.0101	MA	FOREIGN LANGUAGES.....	4	5	4	6	9	6
19.0101	MA	HOME ECONOMICS.....	1					
19.0705	MA	GERONTOLOGY.....	9	17	11	6	7	10
23.0101	MA	ENGLISH.....	3	3	7	7	9	4
26.0101	MA	BIOLOGICAL SCIENCES.....	3	2	3	1	2	3
26.0301	MA	BOTANY.....	1	0	0	0	0	
26.0701	MA	ZOOLOGY.....	0	2	1			
27.0101	MA	MATHEMATICS.....	1	1	11	22	9	3
30.9999	MA/MS	GRADUATE INTERDISCIPLINARY DEGREE PROGRAM.....	10	10	14	13	5	1
30.999902	ED.S	GRADUATE INTERDISCIPLINARY DEGREE PROGRAM.....	0	1	1	0	0	
31.0301	MA	RECREATION.....	4	4	5	9	12	6
40.0501	MA	CHEMISTRY.....	0	0	1	0	2	1
40.0703	MA	EARTH SCIENCES.....	2	0	1	2	6	2
42.0101	MA	PSYCHOLOGY.....	3	6	7	11	2	15
42.0601	MA	AGENCY COUNSELING.....					62	53
42.1701	ED.S	SCHOOL PSYCHOLOGY.....					5	2
42.170102	ED.S	SCHOOL PSYCHOLOGY.....	3	1	2	2	0	
45.0101	MA	SOCIAL SCIENCE.....	1	0	0	0	0	
45.0701	MA	GEOGRAPHY.....	2	0	0	1	0	
45.0801	MA	HISTORY.....	2	2	4	4	6	3
45.1101	MA	SOCIOLOGY.....	1	2	2	1	3	4
50.0701	MA	VISUAL ARTS.....	1	5	10	5	9	10
50.0901	MM	MUSIC.....	14	8	18	17	18	11
51.0202	MA	COMMUNICATION DISORDERS: AUDIOLOGY.....	13	5	12	8	7	14
51.0203	MA	COMMUNICATION DISORDERS: SPEECH-LANG PATH.....	12	13	9	11	5	15
51.1601	MS	NURSING.....	0	0	8	6	9	11
51.2207	MPH	PUBLIC HEALTH.....	5			9	7	15
51.2310	MA	REHABILITATION COUNSELING.....	13	17	16	15	11	15
52.3201	MBA	BUSINESS ADMINISTRATION.....	36	11	5	1	3	
Subtotal Degree Level - Master			519	598	640	627	647	659
13.0301	ED.D	CURRICULUM AND INSTRUCTION.....	2					
13.0401	ED.D	EDUCATIONAL LEADERSHIP.....	12	11	5	1	0	4
13.0603	PH.D	APPLIED STATISTICS & RESEARCH METHODS.....	7	6	2	4	1	3
13.0802	PH.D	EDUCATIONAL PSYCHOLOGY.....	2	2	1	0	2	1
13.1001	ED.D	SPECIAL EDUCATION.....	2	7	10	6	6	3
13.110103	ED.D	COUNSELOR EDUCATION.....			2		1	2
13.1102	PH.D	COLLEGE STUDENT PERSONNEL ADMINISTRATION..	9	5	4	3	4	6

University of Northern Colorado

Cip Code	Degree Title	Program Name	Fy88	Fy89	Fy90	Fy91	Fy92	Fy93
13.1202	ED.D	ELEMENTARY EDUCATION.....	3	1	5	2	2	1
13.1204	ED.D	ELEMENTARY EDUCATION: EARLY CHILDHOOD ED..		1	1			1
13.1312	DHE	MUSIC EDUCATION.....	2	1	0	1	0	
13.1314	ED.D	PHYSICAL EDUCATION.....	5	3	5	7	9	7
13.1315	ED.D	READING.....	0	2	0	0	0	1
13.9999	PH.D	EDUCATIONAL TECHNOLOGY.....					1	1
23.0101	ED.D	ENGLISH.....	2	0	2	1	1	
26.0101	DA	BIOLOGICAL SCIENCES.....	1	0	1	1	0	
27.0101	DA	MATHEMATICS.....	0	0	1	0	0	
27.9999	PH.D	EDUCATIONAL MATHEMATICS.....						1
30.9999	ED.D/DA	GRADUATE INTERDISCIPLINARY DEGREE PROGRAM.	9	7	11	7	4	
40.0501	DA	CHEMISTRY.....	0	0	0	0	0	1
40.0599	PH.D	CHEMICAL EDUCATION.....						1
42.0601	PSY.D	COUNSELING PSYCHOLOGY.....	14	12	13	13		12
42.1701	PH.D	SCHOOL PSYCHOLOGY.....	4	2	3	2	3	2
45.0701	DA	GEOGRAPHY.....	0	0	1		1	
50.0901	DA	MUSIC.....	3	8	5	7	3	7
51.2399	PH.D	HUMAN REHABILITATION.....	3	3	5	0	2	1
Subtotal Degree Level - Doctoral			80	71	77	55	44	55
** Total Degrees at UNC			1897	1957	1972	1973	2156	2327

University of Southern Colorado

Cip Code	Degree Title	Program Name	Fy88	Fy89	Fy90	Fy91	Fy92	Fy93
15.0303	AAS	ELECTRONIC ENGINEERING TECHNOLOGY.....	1					
	Subtotal Degree Level - AAS		1	0	0	0	0	0
13.1204	AA	EARLY CHILDHOOD EDUCATION.....	1					
51.1502	AA	MENTAL HEALTH - HUMAN SERVICES.....	1					
	Subtotal Degree Level - AA/AS		2	0	0	0	0	0
09.0403	BA/BS	MASS COMMUNICATION.....	27	42	34	36	46	40
11.0101	BS	COMPUTER SCIENCE TECHNOLOGY.....	32	30	11	18	7	13
13.1202	BS	ELEMENTARY EDUCATION.....	27	9	0	0	0	
14.1701	BSIEN	INDUSTRIAL ENGINEERING.....	3	5	1	1	7	7
15.0201	BSCET	CIVIL ENGINEERING TECHNOLOGY.....	19	25	24	19	17	12
15.0303	BSEET	ELECTRONICS ENGINEERING TECHNOLOGY.....	13	13	18	28	12	14
15.0603	BS	INDUSTRIAL SCIENCE & TECHNOLOGY.....	16	9	29	26	10	2
15.0803	BS	AUTOMOTIVE PARTS & SERVICE MANAGEMENT.....	11	14	11	9	18	9
15.0805	BSMET	MECHANICAL ENGINEERING TECHNOLOGY.....	14	18	15	19	15	12
16.0101	BA	FOREIGN LANGUAGES.....	4	2	1	4	13	9
23.0101	BA	ENGLISH.....	4	17	26	27	27	34
23.1001	BA/BS	SPEECH COMMUNICATION.....	7	5	4	5	13	15
26.0101	BS	BIOLOGY.....	20	33	28	36	21	38
27.0101	BA/BS	MATHEMATICS.....	12	13	12	11	7	7
31.0301	BS	RECREATION.....	4	3	4	4	5	2
31.0505	BS	KINESIOLOGY.....	12	14	9	15	19	23
38.0101	BA	PHILOSOPHY.....	0	2	1	2	3	1
40.0501	BS	CHEMISTRY.....	2	10	3	1	5	3
40.0601	BS	GEOLOGY.....	2	1	0			
40.0801	BS	PHYSICS.....	1	2	1	3	6	4
42.0101	BA/BS	PSYCHOLOGY.....	19	37	37	35	40	56
44.0701	BSW	SOCIAL WORK.....	24	32	23	29	41	81
45.0101	BA/BS	SOCIAL SCIENCE.....	11	30	18	33	31	42
45.0201	BA	ANTHROPOLOGY.....	4	2	0	2	2	2
45.0801	BA	HISTORY.....	2	0	2	7	5	6
45.1001	BA/BS	POLITICAL SCIENCE.....	12	11	6	10	12	19
45.1101	BA/BS	SOCIOLOGY.....	13	26	17	21	29	43
45.9999	BA/BS	BEHAVIORAL SCIENCE.....	5	0	0	0		
50.0701	BA/BS	ART.....	7	8	11	14	9	8
50.0901	BA	MUSIC.....	2	5	8	7	4	6
51.1005	BS	MEDICAL TECHNOLOGY.....	0	1	2	2	0	
51.1601	BSN	NURSING.....	30	28	21	28	47	39
52.0201	BSBA	BUSINESS MANAGEMENT.....	78	89	99	75	81	72
52.0301	BSBA	ACCOUNTING.....	41	35	32	39	28	27
52.0601	BSBA	BUSINESS ECONOMICS.....	4	1	1	5	2	3
	Subtotal Degree Level - Bachelor		482	572	509	571	582	649
13.1309	MA	INDUSTRIAL EDUCATION.....	5	6	0			
14.2701	MSSE	SYSTEMS ENGINEERING.....				3	3	3
30.0101	MS	APPLIED NATURAL SCIENCE.....		0	1			8
52.0201	MBA	BUSINESS ADMINISTRATION.....	9	3	5	5	25	23
	Subtotal Degree Level - Master		14	9	6	8	28	34
	** Total Degrees at USC		499	581	515	579	610	683

Western State College

Cip Code	Degree Title	Program Name	Fy88	Fy89	Fy90	Fy91	Fy92	Fy93
09.0101	BA	COMMUNICATION AND THEATRE.....	21	26	32	25	27	40
13.1202	BA	ELEMENTARY EDUCATION.....	22	15	9	1		
15.0603	BA	TECHNOLOGY.....	13	4	16	8	9	14
16.0901	BA	FRENCH.....	3	2	1	3	3	2
16.0905	BA	SPANISH.....	3	1	1	2	5	3
23.0101	BA	ENGLISH.....	10	8	11	19	21	19
26.0101	BA	BIOLOGY.....	19	24	29	23	36	25
27.0101	BA	MATHEMATICS.....	11	7	3	5	7	7
31.0101	BA	RECREATION.....	13	10	11	10	10	16
31.0505	BA	KINESIOLOGY.....	13	21	19	11	12	21
40.0501	BA	CHEMISTRY.....	5	1	3	4	1	2
40.0601	BA	GEOLOGY.....	8	7	4	3	4	6
40.0801	BA	PHYSICS.....	2	1	0	1	0	
42.0101	BA	PSYCHOLOGY.....	12	9	21	18	30	27
45.0601	BA	ECONOMICS.....	1	1	1	2	5	3
45.0801	BA	HISTORY.....	5	8	17	15	16	28
45.1001	BA	POLITICAL SCIENCE.....	5	4	4	3	2	7
45.1101	BA	SOCIOLOGY.....	6	10	9	16	19	24
50.0701	BA	ART.....	9	8	9	18	20	20
50.0901	BA	MUSIC.....	3	3	4	3	2	2
52.0201	BA	BUSINESS ADMINISTRATION.....	118	109	90	70	98	110
52.0301	BA	ACCOUNTING.....	9	8	14	12	15	15
Subtotal Degree Level - Bachelor			311	287	308	272	342	391
09.0101	MA	COMMUNICATION ARTS.....	10	4	3			
13.0101	MA	EDUCATION.....	111	119	44			
30.0101	MA	SCIENCE.....	1	3	7			
45.0101	MA	SOCIAL STUDIES.....	3	3	1			
50.0901	MA	MUSIC.....	0	1	0			
52.0201	MBA	BUSINESS.....	10	17	17			
Subtotal Degree Level - Master			135	147	72	0	0	0
** Total Degrees at WSC			446	434	380	272	342	391

Appendix B¹

Area 01 AGRIBUSINESS / AGRICULTURE	1
Area 02 AGRICULTURAL SCIENCES	2
Area 03 NATURAL RESOURCES	3
Area 04 ARCHITECTURE AND DESIGN	4
Area 05 AREA AND ETHNIC STUDIES	5
Area 08 MARKETING AND DISTRIBUTION	6
Area 09 COMMUNICATIONS	7
Area 10 COMMUNICATIONS TECHNOLOGIES	8
Area 11 COMPUTER AND INFORMATION SCI	9
Area 12 CONSUMER / PERSONAL SERVICES	10
Area 13 EDUCATION	11
Area 14 ENGINEERING	14
Area 15 ENGINEERING RELATED TECHN.	16
Area 16 FOREIGN LANGUAGES	18
Area 19 HOME ECONOMICS	19
Area 20 HOME ECONOMICS - VOCATIONAL	20
Area 22 LAW	21
Area 23 LETTERS	22
Area 24 LIBERAL/GENERAL STUDIES	23
Area 25 LIBRARY SCIENCES	24
Area 26 LIFE SCIENCES	25
Area 27 MATHEMATICS	27
Area 30 INTERDISCIPLINARY STUDIES	28
Area 31 PARKS AND RECREATION	29
Area 36 LEISURE AND RECREATION	30
Area 38 PHILOSOPHY AND RELIGION	31
Area 40 PHYSICAL SCIENCES	32
Area 41 SCIENCE TECHNOLOGIES	34
Area 42 PSYCHOLOGY	35
Area 43 PROTECTIVE SERVICES	36
Area 44 PUBLIC AFFAIRS	37
Area 45 SOCIAL SCIENCES	38
Area 46 CONSTRUCTION TRADES	40
Area 47 MECHANICS AND REPAIRERS	41
Area 48 PRECISION PRODUCTION	43
Area 49 TRANSPORTATION	44
Area 50 VISUAL AND PERFORMING ARTS	45
Area 51 HEALTH SCIENCES	47
Area 52 BUSINESS AND MANAGEMENT	50

¹ Programs are listed in area order by CIP code with the most current program name changes. As nearly as possible, open programs which did not grant degrees in a fiscal year have a "zero" in the column. A blank column was the default and was intended to indicate that the program was not yet open or had closed in the fiscal year. See Appendix A for a list by institution and Appendix C for an alphabetical list by program name to CIP code.

Area 01
AGRIBUSINESS / AGRICULTURE

Cip Code	Program Name	Inst	Degree Title	Fy88	Fy89	Fy90	Fy91	Fy92	Fy93
01.0102	AGRI-BUSINESS.....	NJC	C						2
01.0102	AGRI-BUSINESS.....	NJC	AAS	6	6	2	10	8	3
01.0102	AGRICULTURAL BUSINESS.....	CSU	BS	24	27	21	21	29	32
01.0103	AGRICULTURAL ECONOMICS.....	CSU	BS	6	3	2	5	10	10
01.0103	AGRICULTURAL & RESOURCE ECONOMICS...	CSU	MS	8	5	12	15	11	6
01.0103	AGRICULTURAL & RESOURCE ECONOMICS...	CSU	PH.D	2	3	4	4	1	4
01.0104	FARM & RANCH BUSINESS MANAGEMENT....	AIMS	C		1		39		
01.0104	FARM & RANCH BUSINESS MANAGEMENT....	CHCC	C					6	
01.0104	FARM & RANCH MANAGEMENT.....	FRCC	C						1
01.0104	FARM & RANCH BUSINESS MANAGEMENT....	LCC	C	0	17	23	26	17	4
01.0104	FARM AND RANCH BUSINESS MANAGEMENT..	MCC	C		42	56	66	19	
01.0104	FARM & RANCH BUSINESS MANAGEMENT....	MESA	C			4			
01.0104	FARM & RANCH BUSINESS MANAGEMENT....	NJC	C					2	
01.0104	FARM & RANCH BUSINESS MANAGEMENT....	OJC	C	0	0	0	9	12	14
01.0104	FARM & RANCH BUSINESS MANAGEMENT....	PCC	C			24	13	9	6
01.0104	FARM & RANCH BUSINESS MANAGEMENT....	TSJC	C						2
01.0104	FARM & RANCH BUSINESS MANAGEMENT....	LCC	AAS				5	13	3
01.0104	FARM & RANCH BUSINESS MANAGEMENT....	NJC	AAS	1	0	0	0	0	
01.0104	FARM & RANCH BUSINESS MANAGEMENT....	OJC	AAS	1	0	0			
01.0104	FARM & RANCH MANAGEMENT.....	CSU	BS	6	7	8	0	3	4
01.0201	AGRICULTURE DIESEL EQUIPMENT.....	NJC	C	11	6	7	1	2	
01.0201	AGRICULTURE DIESEL EQUIPMENT.....	NJC	AAS	2	0	2	3	6	6
01.0302	PRODUCTION AGRICULTURE (EQUINE).....	NJC	AAS	12	20	13	9	13	8
01.0303	AQUACULTURE TECHNICIAN.....	FRCC	C						2
01.0501	AGRICULTURAL TECHNOLOGY.....	AIMS	AAS	1	1	0	0	0	
01.0505	HORSE TRAINING & MANAGEMENT.....	LCC	C	7	4	2	1	0	1
01.0505	HORSE TRAINING & MANAGEMENT.....	LCC	AAS	8	22	20	22	0	21
01.0601	URBAN HORTICULTURE.....	FRCC	C	2	7	6	5		1
01.0601	URBAN HORTICULTURE.....	FRCC	AAS	10	8	10	9	6	12
01.0601	URBAN HORTICULTURE.....	PPCC	AAS	1					
01.0605	LANDSCAPE ARCHITECTURAL TECHNOLOGY..	ACC	AAS			1	1	2	1
01.0605	LANDSCAPE HORTICULTURE.....	CSU	BS	22	22	32	13	26	27
01.0607	LANDSCAPE & TURF MANAGEMENT.....	NJC	C	5	1	0	0	0	
01.0607	LANDSCAPE & TURF MANAGEMENT.....	NJC	AAS	5	6	7	6	7	4
01.9999	YOUNG FARMER.....	MCC	C	1					
**	Subtotal Area 01 - AGRIBUSINESS / AGRICULTURE			141	208	256	283	202	174

Area 02
AGRICULTURAL SCIENCES

Cip Code	Program Name	Inst	Degree Title	Fy88	Fy89	Fy90	Fy91	Fy92	Fy93
02.0101	AGRICULTURAL SCIENCE.....	FLC	AA	3	4	4	1	4	3
02.0101	BIO-AGRICULTURAL SCIENCE.....	CSU	BS	3	6	0	5	8	5
02.010102	GENERAL AGRICULTURE.....	CSU	BS	11	9	8	6	4	3
02.0101	AGRICULTURAL SCIENCES.....	CSU	M.AGR	12	4	4	4	4	3
02.0201	ANIMAL SCIENCE.....	CSU	BS	51	50	42	50	39	55
02.0201	ANIMAL SCIENCES.....	CSU	MS	13	10	6	14	7	14
02.0201	ANIMAL SCIENCES.....	CSU	PH.D	4	4	4	4	4	3
02.0203	VETERINARY TECHNOLOGY.....	CMC	AAS	33	25	27	26	18	19
02.0299	EQUINE SCIENCE.....	CSU	BS	27	31	43	59	33	35
02.0301	FOOD SCIENCE & TECHNOLOGY.....	CSU	BS	4	2	3	2	2	9
02.0402	SEED ANALYST.....	FRCC	C	0	1	2	0	0	0
02.0402	AGRONOMY.....	CSU	BS	16	21	10	6	12	14
02.0402	AGRONOMY.....	CSU	MS	10	11	6	13	9	6
02.0402	AGRONOMY.....	CSU	PH.D	5	5	10	6	7	3
02.0403	HORTICULTURE.....	CSU	BS	8	11	6	6	4	5
02.0403	HORTICULTURE.....	CSU	MS	5	2	4	6	5	7
02.0403	HORTICULTURE.....	CSU	PH.D	2	2	3	3	2	
02.0409	RANGE ECOLOGY.....	CSU	BS	4	1	0	3	3	2
02.040902	RANGE & FOREST MANAGEMENT.....	CSU	BS	3	2	5	3	4	3
02.0409	RANGE SCIENCE.....	CSU	MS	13	6	9	16	4	6
02.0409	RANGE SCIENCE.....	CSU	PH.D	8	6	3	1	7	8
02.999903	AGRICULTURAL EDUCATION.....	CSU	BS	3	7	4	2	7	6
** Subtotal Area 02 - AGRICULTURAL SCIENCES				238	220	203	236	187	209

Area 03
NATURAL RESOURCES

Cip Code	Program Name	Inst	Degree Title	Fy88	Fy89	Fy90	Fy91	Fy92	Fy93
03.0101	ENVIRONMENTAL STUDIES.....	UCB	BA	28	0	41	62	99	102
03.0102	ENVIRONMENTAL SCIENCES.....	UCD	MS	2	4	6	5	9	18
03.0201	NATURAL RESOURCES MANAGEMENT.....	CSU	BS	15	10	0	30	20	26
03.0299	NATURAL RESOURCES TECHNOLOGY.....	TSJC	AAS	1	0	0	0		
03.0301	FISHERY BIOLOGY.....	CSU	BS	6	7	7	10	10	10
03.0301	FISHERY & WILDLIFE BIOLOGY.....	CSU	MS	18	12	20	9	16	19
03.0301	FISHERY & WILDLIFE BIOLOGY.....	CSU	PH.D	3	5	4	6	6	4
03.0502	FORESTRY.....	CSU	BS	20	17	13	20	16	16
03.0502	FOREST SCIENCES.....	CSU	MS/MF	17	16	10	9	18	10
03.0502	FOREST SCIENCES.....	CSU	PH.D	4	4	5	7	5	7
03.0509	WOOD SCIENCE & TECHNOLOGY.....	CSU	BS	6	1	4		1	
03.0601	FOREST, WILDLIFE & NATURAL RESOURCES	FRCC	C						1
03.0601	WILDLIFE BIOLOGY.....	CSU	BS	41	37	41	32	48	70
** Subtotal Area 03 - NATURAL RESOURCES				161	113	151	190	248	279

Area 04
ARCHITECTURE AND DESIGN

Cip Code	Program Name	Inst	Degree Title	Fy88	Fy89	Fy90	Fy91	Fy92	Fy93
04.0201	ARCHITECTURE.....	UCD	M.ARCH	60	45	46	60	49	57
04.0301	URBAN AND REGIONAL PLANNING.....	UCD	M.URP	35	31	22	30	28	32
04.0401	ENVIRONMENTAL DESIGN.....	UCB	B.ENVD	95	96	81	101	82	80
04.0501	INTERIOR DESIGN.....	UCD	M.ID	10	4	6	2	1	
04.0601	LANDSCAPE ARCHITECTURE.....	CSU	BS	17	23	12	7	25	16
04.0601	LANDSCAPE ARCHITECTURE.....	UCD	M.LA	20	12	15	12	10	15
04.0701	URBAN DESIGN.....	UCD	M.AUD	7	5	10	6	6	11
04.9999	LAND USE.....	METRO	BA/BS	19	8	18	11	17	22
** Subtotal Area 04 - ARCHITECTURE AND DESIGN				263	224	210	229	218	233

Area 05
AREA AND ETHNIC STUDIES

Cip Code	Program Name	Inst	Degree Title	Fy88	Fy89	Fy90	Fy91	Fy92	Fy93
05.0102	AMERICAN STUDIES.....	UCB	BA	16	12	25	24	22	18
05.0103	ASIAN STUDIES.....	UCB	BA	6	8	6	6	3	5
05.0105	CENTRAL & EAST EUROPEAN STUDIES.....	UCB	BA	14	10	14	14	15	11
05.0107	LATIN AMERICAN STUDIES.....	UCB	BA	2	1	0	4	2	5
05.0108	AFRICAN AND MIDDLE EASTERN STUDIES..	UCB	BA	0	4	0	0	0	
05.0201	AFRICAN AMERICAN STUDIES.....	METRO	BA	1	0	0	0	1	1
05.0201	ETHNIC STUDIES.....	UCB	BA	0	0	0	2	0	1
05.0201	BLACK STUDIES.....	UNC	BA	0	0	0	2	0	
05.0203	SOUTHWEST STUDIES.....	FLC	BA		2		4	2	3
05.0203	CHICANO STUDIES.....	METRO	BA	1	1	3	0	1	
05.0203	HISPANIC STUDIES.....	UNC	BA	1	1	1	1		3
** Subtotal Area 05 - AREA AND ETHNIC STUDIES				41	39	49	57	46	47

Area 08
MARKETING AND DISTRIBUTION

Cip Code	Program Name	Inst	Degree Title	Fy88	Fy89	Fy90	Fy91	Fy92	Fy93
08.0102	FASHION MERCHANDISING.....	ACC	C	2	0	0	0	0	
08.0102	FASHION MERCHANDISING.....	ACC	AAS	3					
08.0401	FINANCIAL SERVICES.....	ACC	AAS	4	1	0	0	0	
08.0705	RETAIL MERCHANDISING.....	ACC	C	1					
08.0706	PROFESSIONAL SELLING.....	ACC	C	0	1				
08.0708	MARKETING MANAGEMENT.....	CMC	C			8	3		
08.0708	MARKETING MANAGEMENT.....	CMC	AAS			4	3	12	8
08.0901	RESORT MANAGEMENT.....	CMC	C		2	3	4	2	5
08.0901	RESORT MANAGEMENT.....	CMC	AAS	12	14	9	13	19	9
08.1104	TRAVEL & TOURISM OCCUPATIONS.....	CCD	C	4	2	13	6	7	9
08.1105	TRAVEL & TOURISM.....	ACC	C		32	36	28	36	35
08.1105	TRAVEL & TOURISM.....	CMC	C	0	5				
08.1105	TRAVEL & TOURISM.....	PCC	C						2
08.1105	TRAVEL INDUSTRY.....	PPCC	C		16	6	29	17	4
08.1105	TRAVEL & TOURISM.....	PCC	AAS						2
** Subtotal Area 08 - MARKETING AND DISTRIBUTION				26	73	79	86	93	74

Area 09
COMMUNICATIONS

Cip Code	Program Name	Inst	Degree Title	Fy88	Fy89	Fy90	Fy91	Fy92	Fy93
09.0101	COMMUNICATION.....	UCB	BA	127	178	204	215	219	226
09.0101	COMMUNICATION.....	UCCS	BA	46	39	52	52	79	79
09.0101	COMMUNICATION AND THEATRE.....	UCD	BA	38	23	35	55	58	61
09.0101	COMMUNICATION.....	UNC	BA	20	24	25	33	47	52
09.0101	COMMUNICATION AND THEATRE.....	WSC	BA	21	26	32	25	27	40
09.0101	COMMUNICATION.....	UCB	MA	0	0	0	1	0	
09.0101	COMMUNICATION AND THEATRE.....	UCD	MA	1	8	3	6	6	4
09.0101	COMMUNICATION.....	UNC	MA	14	20	36	35	26	27
09.0101	COMMUNICATION ARTS.....	WSC	MA	10	4	3			
09.0101	COMMUNICATION.....	UCB	PH.D	1	1	0	1	0	2
09.0401	TECHNICAL JOURNALISM.....	CSU	BA	83	86	103	88	108	102
09.0401	JOURNALISM (PRINTED MEDIA).....	METRO	BA	15	13	22	25	28	30
09.0401	JOURNALISM.....	UCB	BS	183	196	218	201	181	204
09.0401	JOURNALISM.....	UNC	BA	78	65	67	65	86	105
09.0401	JOURNALISM.....	UCB	MA	13	16	21	25	15	33
09.0403	MASS COMMUNICATION.....	USC	BA/BS	27	42	34	36	46	40
09.0499	AGRICULTURAL/ NATURAL RESOURCES JOUR	CSU	BA	1	0	2	0	2	4
09.0501	TECHNICAL COMMUNICATION.....	CSU	MS			2	5	7	8
09.9999	COMMUNICATIONS MULTI-MAJOR.....	METRO	BA	59	64	81	63	56	63
** Subtotal Area 09 - COMMUNICATIONS				737	805	940	931	991	1080

Area 10
COMMUNICATIONS TECHNOLOGIES

Cip Code	Program Name	Inst	Degree Title	Fy88	Fy89	Fy90	Fy91	Fy92	Fy93
10.0101	INFORMATION MEDIA TECHNOLOGY.....	CCD	C		164				
10.0104	BROADCASTING & PRODUCTION TECHNOLOGY	PCC	C					7	10
10.0104	BROADCASTING.....	PPCC	C	1		4	2	1	2
10.0104	BROADCASTING.....	PPCC	AAS	6	14	11	12	4	8
** Subtotal Area 10 - COMMUNICATIONS TECHNOLOGIES				7	178	15	14	12	20

Area 11
COMPUTER AND INFORMATION SCI.

Cip Code	Program Name	Inst	Degree Title	Fy88	Fy89	Fy90	Fy91	Fy92	Fy93
11.0101	COMPUTER SCIENCE.....	CSU	BS	79	87	89	76	44	59
11.0101	COMPUTER SCIENCE INFORMATION SYSTEMS	FLC	BA			3	9	4	16
11.0101	COMPUTER INFORMATION SYSTEMS & MGT S	METRO	BS	126	110	115	109	119	92
11.0101	COMPUTER SCIENCE.....	UCB	BS	63	53	26	35	42	58
11.0101	COMPUTER SCIENCE.....	UCCS	BS	19	20	21	28	18	23
11.0101	COMPUTER SCIENCE TECHNOLOGY.....	USC	BS	32	30	11	18	7	13
11.0101	COMPUTER SCIENCE.....	CSU	MS	14	17	21	12	19	15
11.0101	COMPUTER SCIENCE.....	UCB	MS	52	34	48	63	67	57
11.0101	COMPUTER SCIENCE.....	UCCS	MS	2	10	14	16	11	29
11.0101	COMPUTER SCIENCE.....	CSU	PH.D	1	0	1	0	1	5
11.0101	COMPUTER SCIENCE.....	UCB	PH.D	1	2	7	10	14	11
11.0301	ELECTRONIC DATA PROCESSING.....	MCC	C	2	0	0	0	0	
11.0401	INFORMATION SYSTEMS.....	UCD	MS	7	11	14	24	34	25
11.0701	COMPUTER SCIENCE.....	METRO	BS	7	8	25	20	26	24
11.0701	COMPUTER SCIENCE AND ENGINEERING....	UCD	BS	17	23	15	23	19	13
** Subtotal Area 11 - COMPUTER AND INFORMATION SCI.				422	405	410	443	425	440

Area 12
CONSUMER / PERSONAL SERVICES

Cip Code	Program Name	Inst	Degree Title	Fy88	Fy89	Fy90	Fy91	Fy92	Fy93
12.0403	COSMETOLOGY.....	LCC	C	21	11	5	10	9	14
12.0403	COSMETOLOGY.....	NJC	C	19	12	23	6	14	7
12.0403	COSMETOLOGY.....	PCC	C	4	4	1			0
12.0403	COSMETOLOGY.....	TSJC	C	2	3	5	2	1	
** Subtotal Area 12 - CONSUMER / PERSONAL SERVICES				46	30	34	18	24	21

Area 13
EDUCATION

Cip Code	Program Name	Inst	Degree Title	Fy88	Fy89	Fy90	Fy91	Fy92	Fy93
13.0101	EDUCATION.....	CSU	M.ED	102	98	0			
13.0101	EDUCATION.....	WSC	MA	111	119	44			
13.0201	ELEMENTARY EDUCATION: BILINGUAL-BICU	UNC	BA	2	0	0	0		
13.0301	EDUC-INSTRUCTION AND CURRICULUM.....	UCB	MA	24	41	50	60	74	83
13.0301	CURRICULUM & INSTRUCTION.....	UCCS	MA	41	41	44	40	48	41
13.0301	EDUC-INSTRUCTION AND CURRICULUM.....	UCD	MA			73	107	139	133
13.030102	EDUC-INSTRUCTION AND CURRICULUM.....	UCB	ED.S		3	1			
13.0301	EDUC-INSTRUCTION AND CURRICULUM.....	UCB	PH.D	12	11	8	2	2	4
13.0301	CURRICULUM AND INSTRUCTION.....	UNC	ED.D	2					
13.0401	ADMINIS. SUPERVISION CURRICULUM DEV.	UCD	MA	17	25	26	30	30	34
13.0401	EDUCATIONAL LEADERSHIP.....	UNC	MA	17	28	32	25	28	31
13.040102	ADMINIS. SUPERVISION CURRICULUM DEV.	UCD	ED.S	0	0	1	5	3	7
13.040102	EDUCATIONAL LEADERSHIP.....	UNC	ED.S				1	1	
13.0401	LEADERSHIP & INNOVATION.....	UCD	PH.D	1	7	9	11	7	14
13.0401	EDUCATIONAL LEADERSHIP.....	UNC	ED.D	12	11	5	1	0	4
13.0406	STUDENT AFFAIRS IN HIGHER EDUCATION.	CSU	MS				10	17	15
13.0501	EDUCATIONAL MEDIA.....	UNC	MA	1	8	8	11	12	11
13.0601	EDUC-RESEARCH AND EVALUATION METHOD	UCB	PH.D	2	2	2	3	0	
13.0603	APPLIED STATISTICS & RESEARCH METHOD	UNC	MS	13	19	7	0	25	15
13.0603	APPLIED STATISTICS & RESEARCH METHOD	UNC	PH.D	7	6	2	4	1	3
13.0802	EDUC-EDUCATIONAL/PSYCHOLOGICAL STUDI	UCB	MA	32	24	7	8	6	4
13.0802	EDUCATIONAL PSYCHOLOGY.....	UCD	MA	7	8	9	6	9	9
13.0802	EDUCATIONAL PSYCHOLOGY.....	UNC	MA	0	2	3	1	4	4
13.0802	EDUC-EDUCATIONAL/PSYCHOLOGICAL STUDI	UCB	PH.D	11	9	5	6	7	9
13.0802	EDUCATIONAL PSYCHOLOGY.....	UNC	PH.D	2	2	1	0	2	1
13.0901	ED-SOCIAL MULTICUL. & BILINGUAL FOUN	UCB	MA	19	43	35	45	34	37
13.0901	FOUNDATIONS.....	UCD	MA	2	0	0			
13.0901	ED-SOCIAL MULTICUL. & BILINGUAL FOUN	UCB	PH.D	2	8	3	6	5	
13.1001	SPECIAL EDUCATION.....	UNC	BA	5	2	8	3	0	
13.1001	SPECIAL EDUCATION.....	UCCS	MA	24	27	23	34	29	50
13.1001	SPECIAL EDUCATION.....	UCD	MA	11	6	24	10	28	19
13.1001	SPECIAL EDUCATION.....	UNC	MA	114	152	160	95	105	159
13.100102	SPECIAL EDUCATION.....	UNC	ED.S	1	0	0	0	0	
13.1001	SPECIAL EDUCATION.....	UNC	ED.D	2	7	10	6	6	3
13.1005	SPECIAL EDUCATION - MODERATE NEEDS	ASC	MA	7	35	29	19	14	21
13.1006	SPECIAL EDUCATION E.M.H.....	ASC	BA	7	6	5	1	0	
13.1006	SPECIAL EDUCATION-MENTAL RETARDATION	UNC	BA	28	29	20	2	1	1
13.1006	SPECIAL EDUCATION-MENTAL RETARDATION	UNC	MA	18	29	26	54	79	5
13.1101	GUIDANCE & HUMAN SERVICES.....	UCCS	MA	25	30	23	26	24	19
13.1101	COUNSELING PSYCHOLOGY & COUNSELOR ED	UCD	MA	25	52	55	62	60	59
13.1101	ELEMENTARY SCHOOL COUNSELING.....	UNC	MA	28	27	6	6	1	3
13.110102	SECONDARY/POSTSECONDARY SCHOOL CCUNS	UNC	MA	9	2	9	5	2	6
13.110103	AGENCY COUNSELING.....	UNC	MA	45	46	59	74	0	
13.110103	COUNSELOR EDUCATION.....	UNC	ED.D			2		1	2
13.1102	COLLEGE STUDENT PERSONNEL ADMINISTRA	UNC	PH.D	9	5	4	3	4	6

Area 13
EDUCATION

Cip Code	Program Name	Inst	Degree Title	Fy88	Fy89	Fy90	Fy91	Fy92	Fy93
13.1202	ELEMENTARY EDUCATION.....	ASC	BA	35	31	0	0	0	
13.1202	ELEMENTARY EDUCATION.....	FLC	BA	16	7	0	0	0	
13.1202	ELEMENTARY EDUCATION.....	METRO	BA	123	157	133	84	9	
13.1202	ELEMENTARY EDUCATION.....	UNC	BA	128	150	114	51	136	50
13.1202	ELEMENTARY EDUCATION.....	USC	BS	27	9	0	0	0	
13.1202	ELEMENTARY EDUCATION.....	WSC	BA	22	15	9	1		
13.1202	ELEMENTARY EDUCATION.....	ASC	MA	49	59	57	25	49	28
13.1202	ELEMENTARY EDUCATION.....	UCD	MA/M.ED	19	36	17			
13.1202	ELEMENTARY EDUCATION.....	UNC	MA	51	54	47	80	48	79
13.1202	ELEMENTARY EDUCATION.....	UNC	ED.D	3	1	5	2	2	1
13.1203	MIDDLE SCHOOL EDUCATION.....	UNC	BA	12	18	10	28	19	7
13.1204	EARLY CHILDHOOD EDUCATION.....	USC	AA	1					
13.1204	EARLY CHILDHOOD EDUCATION.....	METRO	BA	21	28	28	20	3	
13.1204	PRE-SCHOOL EDUCATION.....	UNC	BA	34	38	74	130	2	
13.1204	EARLY CHILDHOOD EDUCATION.....	UCD	MA	7	8	13	10	17	12
13.1204	ELEMENTARY EDUCATION: EARLY CHILDHOOD	UNC	MA	12	12	10	7	15	18
13.1204	ELEMENTARY EDUCATION: EARLY CHILDHOOD	UNC	ED.D		1	1			1
13.1205	SECONDARY EDUCATION.....	ASC	MA	32	34	71	16	33	26
13.1205	SECONDARY EDUCATION.....	UCD	MA	26	28	15			
13.1302	ART EDUCATION.....	JCB	BA/BFA	4					
13.1302	ART EDUCATION.....	UCB	MA		2	2	2	1	
13.1303	BUSINESS EDUCATION.....	ASC	BA	5	2	0	0	0	
13.1303	BUSINESS EDUCATION.....	FLC	BA	2	2	3			
13.1303	BUSINESS EDUCATION AND COMMUNICATION	METRO	BS	2	9	3	0	0	
13.1303	BUSINESS TEACHER EDUCATION.....	UNC	BA	10	5	4	0	0	
13.1307	HEALTH EDUCATION.....	UNC	BA	0	2	0	0	0	
13.1307	PUBLIC HEALTH.....	UNC	MA	7	13	9			
13.1308	VOCATIONAL HOME ECONOMICS.....	UNC	BA	2	2	0	0	0	
13.1309	INDUSTRIAL SCIENCES.....	CSU	MS	18	23	16	17	19	10
13.1309	INDUSTRIAL EDUCATION.....	USC	MA	5	6	0			
13.1311	MATHEMATICS EDUCATION.....	UNC	MA	0	1	3	0	0	2
13.1312	MUSIC EDUCATION.....	METRO	BA	6	4	12	9	10	12
13.1312	MUSIC EDUCATION.....	UCB	B.M.ED	9	5	11	15	16	14
13.1312	MUSIC EDUCATION.....	UNC	BME	8	11	12	13	14	22
13.1312	MUSIC EDUCATION.....	UCB	M.M.ED	6	5	7	7	3	4
13.1312	MUSIC EDUCATION.....	UNC	MME	5	6	5	10	5	13
13.1312	MUSIC - MUSIC EDUCATION.....	UCB	PH.D	1					
13.1312	MUSIC EDUCATION.....	UNC	DME	2	1	0	1	0	
13.1314	HEALTH, PHYSICAL EDUCATION & RECREAT	ASC	MA	13	17	16	7	9	13
13.1314	PHYSICAL EDUCATION.....	UNC	MA	16	28	35	37	31	54
13.1314	PHYSICAL EDUCATION.....	UNC	ED.D	5	3	5	7	9	7
13.1315	READING.....	UCD	MA/M.ED	13	23	10			
13.1315	READING.....	UNC	MA	24	36	14	15	50	23
13.1315	READING.....	UNC	ED.D	0	2	0	0	0	1
13.1516	JUNIOR HIGH / SECONDARY SCIENCE.....	UNC	BA	1	0	1	1	0	

Area 13 EDUCATION									
Cip Code	Program Name	Inst	Degree Title	Fy88	Fy89	Fy90	Fy91	Fy92	Fy93
13.1316	SCIENCE EDUCATION.....	UNC	MA						1
13.1319	INDUSTRIAL ARTS.....	UNC	BA/BS	1					
13.1399	VOCATIONAL EDUCATION.....	CSU	M.ED	18	38	120	78	50	36
13.1399	VOCATIONAL EDUCATION.....	CSU	PH.D	28	17	10	21	25	18
13.9999	EDUCATIONAL TECHNOLOGY.....	UNC	MA			19	14	7	4
13.9999	EDUCATIONAL TECHNOLOGY.....	UNC	PH.D					1	1
** Subtotal Area 13 - EDUCATION				1626	1919	1809	1487	1391	1269

Area 14
ENGINEERING

Cip Code	Program Name	Inst	Degree Title	Fy88	Fy89	Fy90	Fy91	Fy92	Fy93
14.0101	ENGINEERING.....	CSM	BS	86	94	102	91	107	106
14.0101	ENGINEERING.....	UCB	ME	15	23	38	47	47	67
14.0201	AEROSPACE ENGINEERING SCIENCES.....	UCB	BS	80	111	109	111	103	86
14.0201	AEROSPACE ENGINEERING SCIENCES.....	UCB	MS	26	20	42	57	43	50
14.0201	AEROSPACE ENGINEERING SCIENCES.....	UCB	PH.D	1	6	11	15	7	23
14.0301	AGRICULTURAL ENGINEERING.....	CSU	BS	11	5	3	4	3	5
14.0301	AGRICULTURAL ENGINEERING.....	CSU	MS	6	5	12	8	9	7
14.0301	AGRICULTURAL ENGINEERING.....	CSU	PH.D	9	7	5	7	3	7
14.0401	ARCHITECTURAL ENGINEERING.....	UCB	BS	56	46	27	39	33	30
14.0701	CHEMICAL & PETROLEUM REFINING ENGINE	CSM	BS	55	55	48	38	41	49
14.0701	CHEMICAL ENGINEERING.....	CSU	BS	14	24	20	22	16	9
14.0701	CHEMICAL ENGINEERING.....	UCB	BS	44	26	31	27	27	43
14.0701	CHEMICAL & PETROLEUM REFINING ENGINE	CSM	MS	14	13	8	6	5	2
14.0701	CHEMICAL ENGINEERING.....	CSU	MS	13	12	7	8	6	4
14.0701	CHEMICAL ENGINEERING.....	UCB	MS	11	8	9	4	3	8
14.0701	CHEMICAL & PETROLEUM REFINING ENGINE	CSM	PH.D	2	3	1	3	4	4
14.0701	CHEMICAL ENGINEERING.....	CSU	PH.D	1			1		4
14.0701	CHEMICAL ENGINEERING.....	UCB	PH.D	7	7	3	9	2	11
14.0801	CIVIL ENGINEERING.....	CSU	BS	72	55	70	58	61	75
14.0801	CIVIL ENGINEERING.....	UCB	BS	34	30	27	30	22	40
14.0801	CIVIL ENGINEERING.....	UCD	BS	38	24	33	39	20	30
14.0801	CIVIL ENGINEERING.....	CSU	MS	46	53	48	59	46	50
14.0801	CIVIL ENGINEERING.....	UCB	MS	57	62	44	57	45	57
14.0801	CIVIL ENGINEERING.....	UCD	MS	24	26	18	28	15	14
14.0801	CIVIL ENGINEERING.....	CSU	PH.D	24	19	25	23	19	28
14.0801	CIVIL ENGINEERING.....	UCB	PH.D	9	10	16	17	8	19
14.0901	ELECTRICAL & COMPUTER ENGINEERING...	UCB	BS	78	66	52	47	30	36
14.1001	ELECTRICAL ENGINEERING.....	CSU	BS	88	85	53	40	31	40
14.1001	ELECTRICAL ENGINEERING.....	UCB	BS	86	44	86	72	43	58
14.1001	ELECTRICAL ENGINEERING.....	UCCS	BS	55	53	20	46	49	47
14.1001	ELECTRICAL ENGINEERING.....	UCD	BS	95	74	76	67	69	55
14.1001	ELECTRICAL ENGINEERING.....	CSU	MS	9	22	10	8	18	18
14.1001	ELECTRICAL ENGINEERING.....	UCB	MS	86	58	70	59	70	72
14.1001	ELECTRICAL ENGINEERING.....	UCCS	MS	15	17	23	11	24	22
14.1001	ELECTRICAL ENGINEERING.....	UCD	MS	11	19	15	20	32	23
14.100102	TELECOMMUNICATIONS.....	UCB	MS	0	55	68	34	39	61
14.1001	ELECTRICAL ENGINEERING.....	CSU	PH.D	5	6	8	5	11	9
14.1001	ELECTRICAL ENGINEERING (CU SYS).....	UCB	PH.D	9	18	16	17	15	25
14.100102	ELECTRICAL ENGINEERING (CU SYS).....	UCCS	PH.D	2	0	1	3	4	5
14.1101	APPLIED MECHANICS.....	CSM	MS			4	4	5	3
14.110102	APPLIED MECHANICS.....	CSM	ME	0	0	1	0	1	
14.1201	ENGINEERING PHYSICS.....	CSM	BS	16	16	6	20	15	10
14.1201	ENGINEERING PHYSICS.....	UCB	BS	15	17	7	10	17	12
14.1301	ENGINEERING SCIENCE.....	CSU	BS	11	16	16	11	20	21
14.1401	ENVIRONMENTAL SCIENCE & ENGINEERING.	CSM	MS						15
14.1501	GEOLOGICAL ENGINEERING.....	CSM	BS	31	21	12	11	14	12
14.150102	GEOL ENGR/HYDROGEO/EXPLOR SCI/ENGR G	CSM	PE	3	3	6	6	4	7

Area 14
ENGINEERING

Cip Code	Program Name	Inst	Degree Title	Fy88	Fy89	Fy90	Fy91	Fy92	Fy93
14.1501	GEOLOGICAL ENGINEERING.....	CSM	MS	0	1	0	1	1	
14.150102	GEOLOGICAL ENGINEER/GEOLOGY.....	CSM	ME	8	5	3	8	3	8
14.1501	GEOLOGICAL ENGINEERING.....	CSM	PH.D	1	1	0	1	1	1
14.1601	GEOPHYSICAL ENGINEERING.....	CSM	BS	28	13	12	9	5	7
14.160102	GEOPHYSICAL ENGINEER/GEOPHYSICS.....	CSM	PE	8	3	1	3	4	
14.1601	GEOPHYSICAL ENGINEERING.....	CSM	MS	6	4	6	2	3	6
14.160102	GEOPHYSICAL ENGINEER/GEOPHYSICS.....	CSM	ME	0	2	1	0	1	
14.1601	GEOPHYSICAL ENGINEERING.....	CSM	PH.D	1		2	2	4	
14.1701	INDUSTRIAL ENGINEERING.....	USC	BSIEN	3	5	1	1	7	7
14.1801	MATERIALS SCIENCE.....	CSM	MS		1		9	6	4
14.1801	MATERIALS SCIENCE.....	CSM	PH.D		1	2	1		2
14.1901	MECHANICAL ENGINEERING.....	CSU	BS	70	63	89	53	77	66
14.1901	MECHANICAL ENGINEERING.....	UCB	BS	53	59	67	54	48	61
14.1901	MECHANICAL ENGINEERING.....	UCD	BS	45	38	37	32	36	45
14.1901	MECHANICAL ENGINEERING.....	CSU	MS	20	18	10	26	15	25
14.1901	MECHANICAL ENGINEERING.....	UCB	MS	9	8	12	7	15	13
14.1901	MECHANICAL ENGINEERING.....	UCD	MS	6	5	6	11	3	5
14.1901	MECHANICAL ENGINEERING.....	CSU	PH.D	3	4	4	6	6	6
14.1901	MECHANICAL ENGINEERING.....	UCB	PH.D	3	6	3	6	4	8
14.2001	METALLURGICAL & MATERIALS ENGINEERIN	CSM	BS	21	25	32	23	14	24
14.2001	METALLURGICAL & MATERIALS ENGINEERIN	CSM	MS	16	14	14	11	4	15
14.2001	METALLURGICAL & MATERIALS ENGINEERIN	CSM	PH.D	3	5	7	0	1	7
14.2101	MINING ENGINEERING.....	CSM	BS	9	9	10	16	9	8
14.210102	ENGINEER OF MINES.....	CSM	PE						1
14.2101	MINING ENGINEERING.....	CSM	MS	4	3	3	5	7	5
14.210102	ENGINEER OF MINES.....	CSM	ME	0	3	0	0	1	1
14.2101	MINING ENGINEERING.....	CSM	PH.D	0	1	0	1	4	1
14.2501	PETROLEUM ENGINEERING.....	CSM	BS	49	35	38	31	19	21
14.250102	PETROLEUM ENGINEER.....	CSM	PE	0		1			
14.2501	PETROLEUM ENGINEERING.....	CSM	MS	8	8	7	4	3	5
14.250102	PETROLEUM ENGINEER.....	CSM	ME	2	0	1	1	1	
14.2501	PETROLEUM ENGINEERING.....	CSM	PH.D	4	1	1	3	2	1
14.2701	SYSTEMS ENGINEERING.....	USC	MSSE				3	3	3
** Subtotal	Area 14 - ENGINEERING			1750	1675	1679	1629	1513	1735

Area 15
ENGINEERING RELATED TECHN.

Cip Code	Program Name	Inst	Degree Title	Fy88	Fy89	Fy90	Fy91	Fy92	Fy93
15.0101	ARCHITECTURAL DESIGN.....	ACC	C	12	9	5	5	4	10
15.0101	ARCHITECTURAL TECHNOLOGY.....	FRCC	C	8	13	5	8	9	8
15.0101	DRAFTING TECHNOLOGY.....	OJC	C			1			
15.0101	ARCHITECTURAL DESIGN.....	ACC	AAS	6	6	3	4	9	6
15.0101	ARCHITECTURAL TECHNOLOGY.....	FRCC	AAS	15	14	16	4	14	8
15.0101	DRAFTING TECHNOLOGY.....	OJC	AAS	0	3	4	0	0	
15.0101	ARCHITECTURE & CONSTRUCTION TECHNOLO	PPCC	AAS	10	10	4	10	6	6
15.0201	CIVIL ENGINEERING TECHNOLOGY.....	MESA	AAS	5	3	1	4	2	1
15.0201	CIVIL ENGINEERING TECHNOLOGY.....	TSJC	AAS	3	4	2	3	3	1
15.0201	CIVIL ENGINEERING TECHNOLOGY.....	METRO	BS	21	24	14	13	11	13
15.0201	CIVIL ENGINEERING TECHNOLOGY.....	USC	BSCET	19	25	24	19	17	12
15.0303	ELECTRONICS TECHNOLOGY.....	ACC	C						1
15.0303	ELECTRONICS TECHNOLOGY.....	AIMS	C	1	0	0	0		
15.0303	ELECTRONICS TECHNOLOGY.....	CCD	C	19	21	6	6	7	13
15.0303	ELECTRONICS TECHNOLOGY.....	FRCC	C	100	72	72	57	49	40
15.0303	ELECTRONICS TECHNOLOGY.....	MESA	C				1		
15.0303	ELECTRONIC DIGITAL TECHNOLOGY.....	RRCC	C	2	35	13	15	2	4
15.0303	ELECTRONICS TECHNOLOGY.....	ACC	AAS	17	14	19	24	24	21
15.0303	ELECTRONICS TECHNOLOGY.....	AIMS	AAS	25	15	20	23	25	19
15.0303	APPLIED TECHNOLOGY.....	CCA	AAS	8	14	10	15	9	7
15.0303	ELECTRONICS TECHNOLOGY.....	CCD	AAS	17	20	16	11	9	21
15.0303	ELECTRONICS TECHNOLOGY.....	FRCC	AAS	76	49	47	50	60	39
15.0303	ELECTRONICS TECHNOLOGY.....	MCC	AAS	4	5	2	1	0	1
15.0303	ELECTRONICS TECHNOLOGY.....	MESA	AAS	18	9	10	4	8	4
15.0303	ELECTRONICS TECHNOLOGY.....	PCC	AAS	16	18	13	16	14	8
15.0303	ELECTRONICS TECHNOLOGY.....	PPCC	AAS	25	39	33	34	23	13
15.0303	ELECTRONIC DIGITAL TECHNOLOGY.....	RRCC	AAS	33	25	27	26	23	21
15.0303	COMPUTER & ELECTRONICS TECHNOLOGY...	TSJC	AAS	17	20	14	10	10	7
15.0303	ELECTRONIC ENGINEERING TECHNOLOGY...	USC	AAS	1					
15.0303	ELECTRONICS ENGINEERING TECHNOLOGY..	METRO	BS	53	54	53	43	38	32
15.0303	ELECTRONICS ENGINEERING TECHNOLOGY..	USC	BSEET	13	13	18	28	12	14
15.0304	OPTICS TECHNOLOGY.....	PPCC	AAS	5	5	7	1	1	
15.0402	COMPUTER AND TELECOMMUNICATIONS TECH	NJC	AAS	9	4	0	0	0	
15.0402	COMPUTER MAINTENANCE.....	TSJC	AAS	11	11	8	2	6	3
15.0404	INSTRUMENTATION TECHNOLOGY.....	CNCC	AAS	4	1	2	1	0	
15.0405	AUTOMATED SYSTEMS.....	FRCC	C	0	4	7	12	0	
15.0405	AUTOMATION SYSTEMS & ROBOTICS.....	RRCC	C		3	2	4		
15.0405	ADVANCED MANUFACTURING SYSTEMS TECHN	PPCC	AAS	1	2	4	1	2	1
15.0501	AIR CONDITIONING & REFRIGERATION....	ACC	C	10			12	10	
15.0501	ENVIRONMENTAL & REFRIGERATION TECHNO	CCD	C	13	16	19	14	11	8
15.0501	REFRIGERATION & AIR CONDITIONING TEC	PCC	C	5	2	3	6	1	0
15.0501	AIR CONDITIONING & REFRIGERATION TEC	PPCC	C	5	11	4	5	0	
15.0501	ENVIRONMENTAL & REFRIGERATION TECHNO	CCD	AAS	6	6	9	7	10	
15.0501	REFRIGERATION & AIR CONDITIONING TEC	PCC	AAS	3	3	3	5	4	0
15.0501	AIR CONDITIONING, HEATING & REFRIG T	PPCC	AAS	6	9	11	10	6	11
15.0503	ENERGY MAINTENANCE & CONTROL SYSTEMS	PPCC	AAS						1
15.0505	ENERGY TECHNOLOGY.....	RRCC	C	2	1	0	1	1	1
15.0505	ENERGY TECHNOLOGY.....	RRCC	AAS	3	1	2	1	0	3
15.0506	WATER/WASTE WATER TECHNOLOGY.....	FRCC	C			11	4	11	

Area 15
ENGINEERING RELATED TECHN.

Cip Code	Program Name	Inst	Degree Title	Fy88	Fy89	Fy90	Fy91	Fy92	Fy93
15.0506	WATER QUALITY MANAGEMENT TECHNOLOGY.	RRCC	AAS	8	3	4	2	11	9
15.0507	ENVIRONMENTAL SCIENCE TECHNOLOGY....	FRCC	C		7	31	22	34	26
15.0507	ENVIRONMENTAL COMP. TECHNOLOGY.....	RRCC	C						2
15.0507	ENVIRONMENTAL PROTECTION TECH.....	CMC	AAS	4	5	10	4	5	11
15.0507	ENVIRONMENTAL SCIENCE TECHNOLOGY....	FRCC	AAS						6
15.0599	ENVIRONMENTAL RESTORATION ENGINEERIN	MESA	AAS					5	10
15.0603	INDUSTRIAL TECHNOLOGY.....	ASC	BA/BS	10	4	7	0	5	3
15.0603	INDUSTRIAL TECHNOLOGY.....	CSU	BS	41	49	0	43	46	43
15.0603	INDUSTRIAL & TECHNICAL STUDIES.....	METRO	BS	2	10	11	6	4	2
15.0603	INDUSTRIAL SCIENCE & TECHNOLOGY.....	USC	BS	16	9	29	26	10	2
15.0603	TECHNOLOGY.....	WSC	BA	13	4	16	8	9	14
15.060302	INDUSTRIAL EDUCATION.....	ASC	BA	0	1	0	2	0	
15.060302	INDUSTRIAL SCIENCES & TECHNOLOGY....	CSU	BS	19	32	54	27	20	18
15.0701	RISK & SAFETY MANAGEMENT.....	PPCC	C	0	1	0	7	3	1
15.0701	OCCUPATIONAL SAFETY ADMINISTRATION T	TSJC	C	0		2	4	4	4
15.0701	RISK & SAFETY MANAGEMENT.....	PPCC	AAS	2	2	1	0	6	3
15.0701	OCCUPATIONAL SAFETY ADMINISTRATION T	TSJC	AAS			4	4	5	6
15.0803	AUTOMOTIVE PARTS & SERVICE MANAGEMEN	USC	BS	11	14	11	9	18	9
15.0805	MECHANICAL DRAFTING & DESIGN TECHNOL	ACC	C	3	1			1	
15.0805	MECHANICAL DRAFTING & DESIGN TECHNOL	ACC	AAS	6	8	3	3	4	7
15.0805	MECHANICAL DESIGN TECHNOLOGY.....	PPCC	AAS	5	4	4	5	5	1
15.0805	MECHANICAL ENGINEERING TECHNOLOGY...	USC	BSMET	14	18	15	15	15	12
15.0899	MECHANICAL ENGINEERING TECHNOLOGY...	METRO	BS	19	26	25	13	15	11
15.0903	PETROLEUM TECHNOLOGY.....	CNCC	AAS	3	0	1	0	0	
15.1001	CONSTRUCTION MANAGEMENT.....	CSU	BS	92	91	93	74	64	65
15.1102	SURVEYING & SOIL TESTING.....	TSJC	C	1					3
15.1102	SURVEYING.....	RRCC	AAS	5	4	3	1	3	1
15.1102	SURVEYING & MAPPING.....	METRO	BS	2	4	1	2	0	
15.1103	HYDRAULIC PNEUMATIC TECHNOLOGY.....	RRCC	C	1	1	3	6	5	4
15.1103	HYDRAULIC PNEUMATIC TECHNOLOGY.....	RRCC	AAS	2	4	5	2	2	3
15.9999	ENGINEERING TECHNOLOGY.....	AIMS	AAS	19	11	15	18	15	14
** Subtotal Area 15 - ENGINEERING RELATED TECHN.				925	926	892	829	765	658

Area 16
FOREIGN LANGUAGES

Cip Code	Program Name	Inst	Degree Title	Fy88	Fy89	Fy90	Fy91	Fy92	Fy93
16.0101	MODERN LANGUAGES.....	METRO	BA	2	3	4	1	1	2
16.0101	FOREIGN LANGUAGES.....	USC	BA	4	2	1	4	13	9
16.0101	FOREIGN LANGUAGES & LITERATURES.....	CSU	MA	0	3	6	4	5	5
16.0101	FOREIGN LANGUAGES.....	UNC	MA	4	5	4	6	9	6
16.0102	LINGUISTICS.....	UCB	BA	5	8	10	4	3	4
16.0102	LINGUISTICS.....	UCB	MA	3	4	15	6	15	17
16.0102	LINGUISTICS.....	UCB	PH.D	1	1	2	1	1	2
16.0301	CHINESE.....	UCB	BA	5	5	4	3	6	4
16.0301	CHINESE.....	UCB	MA					1	7
16.0302	JAPANESE.....	UCB	BA	5	3	4	4	11	10
16.0402	RUSSIAN & SLAVIC LANGUAGES & LIT....	UCB	BA	4	4	7	5	2	9
16.0402	RUSSIAN & SLAVIC LANGUAGES & LIT....	UCB	MA	0	1	0	0		
16.0501	GERMAN.....	CSU	BA	7	3	7	1	2	5
16.0501	GERMANIC STUDIES.....	UCB	BA	8	12	9	14	12	17
16.0501	GERMAN.....	UCD	BA	5	0	1	0	2	1
16.0501	GERMAN.....	UNC	BA	1	3	2	6	1	4
16.0501	GERMAN.....	UCB	MA	5	4	5	1		
16.0501	GERMAN.....	UCB	PH.D	0	0	0	1		
16.0901	FRENCH.....	CSU	BA	4	4	4	1	12	4
16.0901	FRENCH.....	UCB	BA	17	24	24	31	20	23
16.0901	FRENCH.....	UCD	BA	5	6	7	8	13	2
16.0901	FRENCH.....	UNC	BA	4	6	1	4	0	1
16.0901	FRENCH.....	WSC	BA	3	2	1	3	3	2
16.0901	FRENCH.....	UCB	MA	2	0	6	7	5	5
16.0901	FRENCH.....	UCB	PH.D	2	1	5	0	1	2
16.0902	ITALIAN.....	UCB	BA	6	5	4	4	1	3
16.0905	SPANISH.....	ASC	BA	2	2	0	0	4	2
16.0905	SPANISH.....	CSU	BA	14	9	8	12	11	8
16.0905	SPANISH.....	FLC	BA	2	6	3	2	5	4
16.0905	SPANISH.....	METRO	BA	8	10	11	13	8	14
16.0905	SPANISH.....	UCB	BA	24	19	24	26	29	32
16.0905	SPANISH.....	UCCS	BA	2	3	4	3	2	5
16.0905	SPANISH.....	UCD	BA	2	3	3	3	1	9
16.0905	SPANISH.....	UNC	BA	6	8	5	6	16	17
16.0905	SPANISH.....	WSC	BA	3	1	1	2	5	3
16.0905	SPANISH.....	UCB	MA	2	11	8	9	7	5
16.0905	SPANISH.....	UCB	PH.D	0	1	3	2	2	3
16.1201	CLASSICS.....	UCB	BA	6	8	5	5	6	10
16.1201	CLASSICS.....	UCB	MA	4	6	6	4	4	3
16.1201	CLASSICS.....	UCB	PH.D	2				1	2
** Subtotal Area 16 - FOREIGN LANGUAGES				180	196	214	206	240	261

Area 19
HOME ECONOMICS

Cip Code	Program Name	Inst	Degree Title	Fy88	Fy89	Fy90	Fy91	Fy92	Fy93
19.0101	HOME ECONOMICS.....	CSU	BS	8	7	6	12	6	3
19.0101	HOME ECONOMICS.....	CSU	M.H.EC	1	2	1	0	1	
19.0101	HOME ECONOMICS.....	UNC	MA	1					
19.0402	CONSUMER SCIENCES.....	CSU	BS	5	5	11	10	6	16
19.0402	DESIGN, MERCHANDISING, & CONSUMER SC	CSU	MA/MS	1	2	5	8	6	7
19.0501	HUMAN NUTRITION & DIETETICS.....	CSU	BS	44	27	33	41	0	
19.0501	FOOD SCIENCE & NUTRITION.....	CSU	MS	16	14	16	12	18	9
19.0501	FOOD SCIENCE & NUTRITION.....	CSU	PH.D	4	4	3	2	6	5
19.0503	HUMAN NUTRITION & DIETETICS.....	CSU	BS					41	55
19.0503	DIETETICS.....	UNC	BA	20	11	14	10	10	10
19.0701	HUMAN DEVELOPMENT & FAMILY STUDIES..	CSU	BS	133	107	125	138	165	180
19.0701	HUMAN DEVELOPMENT & FAMILY STUDIES..	CSU	MS	5	10	13	8	13	12
19.0705	GERONTOLOGY.....	UNC	BS	4	13	7	11	10	7
19.0705	GERONTOLOGY.....	UNC	MA	9	17	11	6	7	10
19.0901	APPAREL & MERCHANDISING.....	CSU	BS	69	69	53	67	57	60
19.0901	TEXTILES AND CLOTHING.....	CSU	MA/MS	10	0	0	0	0	
** Subtotal Area 19 - HOME ECONOMICS				330	288	298	325	346	374

Area 20
HOME ECONOMICS - VOCATIONAL

Cip Code	Program Name	Inst	Degree Title	Fy88	Fy89	Fy90	Fy91	Fy92	Fy93
20.0203	EARLY CHILDHOOD EDUCATION.....	AIMS	C	3	0	2	1	12	10
20.0203	EARLY CHILDHOOD EDUCATION.....	CCD	C	2				28	7
20.0203	EARLY CHILDHOOD EDUCATION.....	FRCC	C	14	2	3	1		
20.0203	EARLY CHILDHOOD EDUCATION.....	MESA	C		2	1	1	1	1
20.0203	EARLY CHILDHOOD EDUCATION.....	NJC	C	6	1	4	2	3	1
20.0203	CHILDREN'S GROUP LEADER.....	OJC	C	4	1	1	2	0	3
20.0203	EARLY CHILDHOOD EDUCATION.....	PPCC	C	5	5	7	4	2	5
20.0203	EARLY CHILDHOOD CENTER DIRECTOR.....	RRCC	C			2	1		
20.0203	EARLY CHILDHOOD EDUCATION.....	AIMS	AAS	6	4	14	9	7	8
20.0203	EARLY CHILDHOOD EDUCATION.....	CCA	AAS	1		3	5	7	5
20.0203	EARLY CHILDHOOD EDUCATION.....	CCD	AAS	5	3	3	1	5	3
20.0203	EARLY CHILDHOOD EDUCATION.....	FRCC	AAS	3	5	4	4	7	5
20.0203	EARLY CHILDHOOD EDUCATION.....	MESA	AAS	11	9	10	4	1	
20.0203	EARLY CHILDHOOD EDUCATION.....	NJC	AAS	3	9	8	2	13	6
20.0203	EARLY CHILDHOOD EDUCATION & MANAGEME	OJC	AAS	3	6	6	4	7	4
20.0203	EARLY CHILDHOOD EDUCATION.....	PPCC	AAS	4	11	13	8	5	8
20.0299	COLORADO NANNY ACADEMY.....	MCC	C		4	5	4	7	3
20.0401	RESTAURANT ARTS, FOOD MGMT, PROD. &	ACC	C				2	1	2
20.0401	CULINARY ARTS.....	PCC	C	0	0	0	2	2	
20.0401	FOOD MANAGEMENT.....	PPCC	C	0	0	0	1	0	
20.0401	COMMERCIAL FOOD SERVICE MANAGEMENT..	RRCC	C	1					0
20.040102	FOOD PREP SCIENCE.....	PPCC	C	1	0	0	0	0	
20.0401	CULINARY ARTS.....	PCC	AAS	3	2	2	10	12	4
20.0401	FOOD MANAGEMENT.....	PPCC	AAS	5	3	10	5	3	6
20.0404	DIETETIC TECHNOLOGY.....	FRCC	C	1				2	2
20.0404	DIETETIC TECHNOLOGY.....	FRCC	AAS	8	5	7	3	6	2
20.0699	YOUTH & ADULT SERVICES SPEC.....	CCA	C						26
** Subtotal Area 20 - HOME ECONOMICS - VOCATIONAL				89	72	105	76	131	111

		Area 22 LAW		Fy88	Fy89	Fy90	Fy91	Fy92	Fy93
Cip Code	Program Name	Inst	Degree Title						
22.0101	LAW.....	UCB	JD	160	146	136	145	151	166
22.0103	LEGAL ASSISTANT.....	ACC	C	27	19	30	24	21	17
22.0103	PARALEGAL.....	CCA	C	0	3	24	22	32	29
22.0103	PARALEGAL.....	CCD	C	43	31	32	23	36	22
22.0103	LEGAL ASSISTANT.....	PPCC	C	7	16	16	13	11	6
22.0103	LEGAL ASSISTANT.....	ACC	AAS	37	22	35	29	37	26
22.0103	PARALEGAL.....	CCD	AAS	11	11	18	10	15	11
22.0103	LEGAL ASSISTANT.....	PPCC	AAS					2	8
** Subtotal Area 22 - LAW				285	248	291	266	305	285

					Area 23 LETTERS					
Cip Code	Program Name	Inst	Degree Title	Fy88	Fy89	Fy90	Fy91	Fy92	Fy93	
23.0101	ENGLISH.....	ASC	BA	10	12	24	11	16	19	
23.0101	ENGLISH.....	CSU	BA	36	45	45	63	70	74	
23.0101	ENGLISH.....	FLC	BA	46	46	44	63	47	52	
23.0101	ENGLISH.....	METRO	BA	39	39	45	45	64	57	
23.0101	ENGLISH.....	UCB	BA	152	173	235	240	260	296	
23.0101	ENGLISH.....	UCCS	BA	14	15	21	20	13	27	
23.0101	ENGLISH.....	UCD	BA	31	21	20	31	26	33	
23.0101	ENGLISH.....	UNC	BA	20	32	25	52	61	69	
23.0101	ENGLISH.....	WSC	BA	4	17	26	27	27	34	
23.0101	ENGLISH.....	WSC	BA	10	8	11	19	21	19	
23.0101	ENGLISH.....	ASC	MA	1	0	0	0			
23.0101	ENGLISH.....	CSU	MA/MAT	9	24	16	17	21	22	
23.0101	ENGLISH.....	UCB	MA	14	23	21	39	32	30	
23.0101	ENGLISH.....	UCD	MA	1	4	8	8	8	11	
23.0101	ENGLISH.....	UNC	MA	3	3	7	7	9	4	
23.0101	ENGLISH.....	UCB	PH.D	1	5	3	7	4	8	
23.0101	ENGLISH.....	UNC	ED.D	2	0	2	1	1		
23.0301	COMPARATIVE LITERATURE.....	UCB	MA	0	0	3	4	2	2	
23.0301	COMPARATIVE LITERATURE.....	UCB	PH.D	2	0	0	0	2		
23.0401	ENGLISH WRITING PROGRAM.....	UCD	BA	11	7	14	13	29	25	
23.0501	CREATIVE WRITING.....	CSU	MFA		3	5	5	4	6	
23.1001	SPEECH COMMUNICATION.....	CSU	BA	52	64	60	59	62	95	
23.1001	SPEECH COMMUNICATIONS.....	METRO	BA	10	7	10	20	22	46	
23.1001	SPEECH COMMUNICATION.....	USC	BA/BS	7	3	4	5	13	15	
23.1001	SPEECH COMMUNICATION.....	CSU	MA	4	2	4	1	11	4	
23.1101	TECHNICAL COMMUNICATIONS.....	UCD	MS	5	8	9	11	10	7	
** Subtotal Area 23 - LETTERS				484	563	662	768	835	955	

Area 24
LIBERAL/GENERAL STUDIES

Cip Code	Program Name	Inst	Degree Title	Fy88	Fy89	Fy90	Fy91	Fy92	Fy93
24.0101	LIBERAL ARTS - A.A.	ACC	AA	41	51	62	92	133	128
24.0101	LIBERAL ARTS - A.A.	AIMS	AA	168	159	136	161	169	218
24.0101	LIBERAL ARTS - A.A.	ASC	AA	6	9	12	13	9	11
24.0101	LIBERAL ARTS - A.A.	CCA	AA	47	50	65	72	74	93
24.0101	LIBERAL ARTS - A.A.	CCD	AA	10	9	8	18	21	20
24.0101	LIBERAL ARTS - A.A.	CMC	AA	56	66	70	87	90	110
24.0101	LIBERAL ARTS - A.A.	CNCC	AA	12	24	16	28	29	31
24.0101	LIBERAL ARTS - A.A.	FRCC	AA	62	58	67	84	110	182
24.0101	LIBERAL ARTS - A.A.	LCC	AA	22	40	32	37	30	39
24.0101	LIBERAL ARTS - A.A.	MCC	AA	21	16	27	8	16	14
24.0101	LIBERAL ARTS - A.A.	MESA	AA	40	38	39	42	53	48
24.0101	LIBERAL ARTS - A.A.	NJC	AA	147	139	76	87	69	72
24.0101	LIBERAL ARTS - A.A.	OJC	AA	36	60	57	54	68	40
24.0101	LIBERAL ARTS - A.A.	PCC	AA	3		1	5	11	3
24.0101	LIBERAL ARTS - A.A.	PPCC	AA	42	30	31	30	37	55
24.0101	LIBERAL ARTS - A.A.	RRCC	AA	50	78	57	71	72	104
24.0101	LIBERAL ARTS - A.A.	TSJC	AA	59	35	42	56	60	57
24.0101	LIBERAL ARTS	MESA	BA						59
24.0102	GENERAL STUDIES	ACC	AGS	55	69	58	58	61	48
24.0102	GENERAL STUDIES	AIMS	AGS	1	6	2	7	5	7
24.0102	GENERAL STUDIES	CCA	AGS	19	17	25	33	29	49
24.0102	GENERAL EDUCATION	CCD	AGS	36	28	17	11	33	40
24.0102	GENERAL STUDIES	CMC	AGS	6	9	6	9	12	5
24.0102	GENERAL STUDIES	CNCC	AGS	1	2	0	1	1	6
24.0102	GENERAL STUDIES	FRCC	AGS	25	30	45	43	48	53
24.0102	GENERAL STUDIES	LCC	AGS					6	6
24.0102	GENERAL STUDIES	MCC	AGS		3	2	4	1	
24.0102	GENERAL STUDIES	NJC	AGS	2	30	26	42	32	47
24.0102	ASSOCIATE OF GENERAL STUDIES	OJC	AGS						17
24.0102	LIBERAL ARTS - A.G.S.	PCC	AGS	0	1	7	11	10	3
24.0102	GENERAL STUDIES	PPCC	AGS	196	183	188	202	253	212
24.0102	GENERAL STUDIES	RRCC	AGS	25	21	30	45	22	28
24.0102	GENERAL STUDIES	TSJC	AGS	0	1	6	3	2	
24.0102	SELECTED STUDIES	MESA	BA						14
24.0103	SELECTED STUDIES	ASC	BA	9	17	59	57	53	51
24.0103	ARTS & HUMANITIES	CSU	BA	29	29	30	41	45	48
24.0103	HUMANITIES	FLC	BA	22	55	63	71	65	73
24.0103	LIBERAL ARTS	MESA	BA	28	38	33	59	63	
24.0103	HUMANITIES	UCB	BA	22	24	33	31	46	43
24.0103	HUMANITIES	UCD	MH	6	5	14	7	7	6
24.0199	LIBERAL ARTS - A.S.	ACC	AS	63	51	29	27	28	21
24.0199	LIBERAL ARTS - A.S.	AIMS	AS	9	13	22	13	19	19
24.0199	LIBERAL ARTS - A.S.	ASC	AS				2	7	10
24.0199	LIBERAL ARTS - A.S.	CCA	AS	10	19	16	22	27	28
24.0199	LIBERAL ARTS - A.S.	CCD	AS	6	9	9	12	12	17
24.0199	LIBERAL ARTS - A.S.	CMC	AS	3	12	15	23	18	14
24.0199	LIBERAL ARTS - A.S.	CNCC	AS	15	10	7	6	5	10
24.0199	LIBERAL ARTS - A.S.	FRCC	AS	34	36	58	61	80	104
24.0199	LIBERAL ARTS - A.S.	LCC	AS	5	7	3	6	16	15
24.0199	LIBERAL ARTS - A.S.	MCC	AS	3	2	3	6	3	7
24.0199	LIBERAL ARTS - A.S.	MESA	AS	15	9	19	17	8	8
24.0199	LIBERAL ARTS - A.S.	NJC	AS			13	17	8	6
24.0199	LIBERAL ARTS - A.S.	OJC	AS	3	6	7	5	14	14
24.0199	LIBERAL ARTS - A.S.	PCC	AS				1	2	3
24.0199	LIBERAL ARTS - A.S.	PPCC	AS	17	11	12	15	18	15
24.0199	LIBERAL ARTS - A.S.	RRCC	AS	25	25	18	30	20	31
24.0199	LIBERAL ARTS - A.S.	TSJC	AS	0	0	1	7	6	7
** Subtotal Area 24 - LIBERAL/GENERAL STUDIES				1518	1640	1674	1956	2136	2369

Area 25 LIBRARY SCIENCES									
Cip Code	Program Name	Inst	Degree Title	Fy88	Fy89	Fy90	Fy91	Fy92	Fy93
25.0101	INFORMATION & LEARNING TECHNOLOGIES.	UCD	MA/M.ED	15	12	10	10	10	12
** Subtotal Area 25 - LIBRARY SCIENCES				15	12	10	10	10	12

Area 26
LIFE SCIENCES

Cip Code	Program Name	Inst	Degree Title	Fy88	Fy89	Fy90	Fy91	Fy92	Fy93
26.0101	BIOLOGY.....	ASC	BA/BS	12	8	18	11	21	27
26.0101	BIOLOGICAL SCIENCE.....	CSU	BS	66	103	87	85	141	131
26.0101	BIOLOGY.....	FLC	BS	30	23	30	23	30	42
26.0101	BIOLOGY.....	METRO	BA/BS	35	31	43	35	54	52
26.0101	ENVIRONMENTAL POPULATION ORGANIS.	UCB	BA	113	109	132	124	132	186
26.0101	BIOLOGY.....	UCCS	BA	12	12	16	14	24	31
26.0101	BIOLOGY.....	UCD	BS	40	26	29	33	29	40
26.0101	BIOLOGICAL SCIENCES.....	UNC	BA	21	22	18	26	42	51
26.0101	BIOLOGY.....	UNC	BS	20	33	28	36	21	38
26.0101	BIOLOGY.....	WSC	BA	19	24	29	23	36	25
26.0101	ENVIRONMENTAL POPULATION ORGANIS.	UCB	MA	9	5	4	9	4	3
26.0101	BIOLOGY.....	UCD	MA	7	4	3	4	2	3
26.0101	BIOLOGICAL SCIENCES.....	UNC	MA	3	2	3	1	2	3
26.0101	ENVIRONMENTAL POPULATION ORGANIS.	UCB	PH.D	8	5	3	5	9	11
26.0101	BIOLOGICAL SCIENCES.....	UNC	DA	1	0	1	1	0	
26.0202	BIOCHEMISTRY.....	CSU	BS	19	11	22	15	17	25
26.0202	BIOCHEMISTRY.....	UCB	BA						34
26.0202	BIOCHEMISTRY.....	CSU	MS	0	2	3	0	2	
26.0202	BIOCHEMISTRY.....	UCHSC	MS	5	0	0	0	0	
26.0202	BIOCHEMISTRY.....	CSU	PH.D	2	7	1	3	4	3
26.0202	BIOCHEMISTRY.....	UCHSC	PH.D	2	3	2	2	2	4
26.0203	BIOPHYSICS AND GENETICS.....	UCHSC	MS	0	9	6	7	6	5
26.0203	BIOPHYSICS AND GENETICS.....	UCHSC	PH.D	0	1	2	1	0	
26.0301	BOTANY.....	CSU	BS	3	2	2	2	2	2
26.0301	BOTANY.....	UNC	BA	0	1	1	1		
26.0301	BOTANY.....	CSU	MS	4	4	3	1	2	1
26.0301	BOTANY.....	JNC	MA	1	0	0	0	0	
26.0301	BOTANY.....	CSU	PH.D	4	2	0	2	4	2
26.0305	PLANT PATHOLOGY.....	CSU	MS		3	7	1	5	2
26.0305	PLANT PATHOLOGY.....	CSU	PH.D		1		2	2	4
26.0401	CELL & DEVELOPMENTAL BIOLOGY.....	UCHSC	PH.D	0	0	0	0	1	1
26.0402	MOLECULAR, CELLULAR & DEVELOPMENTAL B	UCB	BA	83	70	71	76	91	71
26.0402	MOLECULAR, CELLULAR & DEVELOPMENTAL B	UCB	MA	2	1	1	1	1	1
26.0402	MOLECULAR, CELLULAR & DEVELOPMENTAL B	UCB	PH.D	12	4	9	9	7	9
26.0501	MICROBIOLOGY.....	CSU	BS	41	43	118	63	56	53
26.0501	MICROBIOLOGY.....	CSU	MS	7	3	4	3	6	2
26.0501	MICROBIOLOGY & IMMUNOLOGY.....	UCHSC	MS	2					
26.0501	MICROBIOLOGY.....	CSU	PH.D	6	2	4	9	4	4
26.0501	MICROBIOLOGY & IMMUNOLOGY.....	UCHSC	PH.D	4	4	3	2	5	4
26.0601	ANATOMY.....	CSU	MS	4	2	1	3	0	6
26.0601	ANATOMY.....	CSU	PH.D	2	2	0	1	0	2
26.0603	MINERAL RESOURCES ECOLOGY.....	CSM	MS		5	1	6	25	21
26.060302	ECOLOGICAL ENGINEERING.....	CSM	MS	3	5	8	13	20	43
26.0611	RADIOLOGY & RADIATION BIOLOGY.....	CSU	MS	7	4	8	6	10	7
26.0611	MEDICAL PHYSICS.....	UCHSC	MS	3	6	3	5	6	4
26.0611	RADIOLOGY & RADIATION BIOLOGY.....	CSU	PH.D	2	3	4	2	7	2
26.0614	BIOMETRICS.....	UCHSC	MS	1	0	3	2	1	3
26.0614	ANALYTIC HEALTH SCIENCES.....	UCHSC	PH.D	1	1	1	1	1	1

Area 26
LIFE SCIENCES

Cip Code	Program Name	Inst	Degree Title	Fy88	Fy89	Fy90	Fy91	Fy92	Fy93
26.0699	BIOMEDICAL BASIC SCIENCES.....	UCHSC	MS			6	4	1	3
26.0701	ZOOLOGY.....	CSU	BS	30	23	27	16	15	31
26.0701	ZOOLOGY.....	UNC	BA	7	9	3	2		
26.0701	ZOOLOGY.....	CSU	MS	5	6	2	7	9	3
26.0701	ZOOLOGY.....	UNC	MA	0	2	1			
26.0701	ZOOLOGY.....	CSU	PH.D	8	1	7	8	1	
26.0702	ENTOMOLGY.....	CSU	BS	11	1	0	0	0	
26.0702	ENTOMOLGY.....	CSU	MS	4	6	1	3	3	3
26.0702	ENTOMOLGY.....	CSU	PH.D	2	3	1	2	1	2
26.0704	PATHOLOGY.....	CSU	MS	0	2	1	0	0	1
26.0704	PATHOLOGY.....	CSU	PH.D	4	6	1	6	5	4
26.0704	EXPERIMENTAL PATHOLOGY.....	UCHSC	PH.D		2	1	1	3	3
26.0705	PHARMACOLOGY.....	UCHSC	MS	2					
26.0705	PHARMACOLOGY.....	UCHSC	PH.D	2	4	2	3	3	5
26.0706	PHYSIOLOGY.....	CSU	MS	8	5	2	7	6	2
26.0706	PHYSIOLOGY.....	CSU	PH.D	6	3	4	3	5	4
26.0706	PHYSIOLOGY.....	UCHSC	PH.D	0	0	0	1	0	2
** Subtotal Area 26 - LIFE SCIENCES				705	681	791	732	886	1022

Area 27
MATHEMATICS

Cip Code	Program Name	Inst	Degree Title	Fy88	Fy89	Fy90	Fy91	Fy92	Fy93
27.0101	MATHEMATICS.....	ASC	BA/BS	9	10	10	11	10	4
27.0101	MATHEMATICS & COMPUTER SCIENCE.....	CSM	BS	21	14	15	18	16	21
27.0101	MATHEMATICS.....	CSU	BS	74	54	39	52	42	41
27.0101	MATHEMATICS.....	FLC	BA	23	25	19	9	11	13
27.0101	MATHEMATICS.....	METRO	BA/BS	46	49	66	50	52	46
27.0101	MATHEMATICS.....	UCB	BA	66	42	59	47	43	53
27.0101	MATHEMATICS.....	UCCS	BA	6	5	7	4	12	5
27.0101	MATHEMATICS.....	UCD	BS	28	28	33	25	25	24
27.0101	MATHEMATICS.....	UNC	BA	33	37	30	37	44	53
27.0101	MATHEMATICS.....	USC	BA/BS	12	13	12	11	7	7
27.0101	MATHEMATICS.....	WSC	BA	11	7	3	5	7	7
27.0101	MATHEMATICS & COMPUTER SCIENCE.....	CSM	MS	2	3	16	10	13	8
27.0101	MATHEMATICS.....	CSU	MS/MAT	13	14	14	21	12	9
27.0101	MATHEMATICS.....	UCB	MA	12	5	8	8	5	9
27.0101	MATHEMATICS.....	UCD	MA	1	0	2	1	1	
27.0101	MATHEMATICS.....	UNC	MA	1	1	11	22	9	3
27.0101	MATHEMATICS & COMPUTER SCIENCE.....	CSM	PH.D	1		2	1	1	3
27.0101	MATHEMATICS.....	CSU	PH.D	5	7	1	1	5	2
27.0101	MATHEMATICS.....	UCB	PH.D	4	2	4	9	5	5
27.0101	MATHEMATICS.....	UNC	DA	0	0	1	0	0	
27.0301	APPLIED MATHEMATICS.....	UCB	BS	17	22	10	12	8	16
27.0301	APPLIED MATHEMATICS.....	UCCS	BS	7	3	6	8	9	6
27.0301	APPLIED MATHEMATICS.....	UCD	BS	6	4	5	4	5	7
27.0301	APPLIED MATHEMATICS.....	UCB	MS	5	12	4	1	4	18
27.0301	APPLIED MATHEMATICS.....	UCCS	MS	0	4	4	2	2	3
27.0301	APPLIED MATHEMATICS.....	UCD	MS	14	12	5	10	7	9
27.0301	APPLIED MATHEMATICS (CU SYS).....	UCB	PH.D	0	0	1	1	1	1
27.030102	APPLIED MATHEMATICS (CU SYS).....	UCD	PH.D	1	0	2	4	2	3
27.0501	STATISTICS.....	CSU	DS	1	0	6	1	2	
27.0501	STATISTICS.....	CSU	MS	3	4	5	3	10	6
27.0501	STATISTICS.....	CSU	PH.D	6	5	3	2	2	10
27.9999	EDUCATIONAL MATHEMATICS.....	UNC	PH.D						1
**	Subtotal Area 27 - MATHEMATICS			428	382	403	390	372	393

Area 30
INTERDISCIPLINARY STUDIES

Cip Code	Program Name	Inst	Degree Title	Fy88	Fy89	Fy90	Fy91	Fy92	Fy93
30.0101	BASIC SCIENCE.....	UCB	MBS	10	3	6	6	9	6
30.0101	BASIC SCIENCE.....	UCCS	MBS	9	4	6	5	18	10
30.0101	BASIC SCIENCE.....	UCD	MBS	6	6	3	1	3	1
30.0101	APPLIED NATURAL SCIENCE.....	USC	MS		0	1			8
30.0101	SCIENCE.....	WSC	MA	1	3	7			
30.9999	STUDENT CONSTRUCTED MAJOR.....	FLC	BA	25	23	29	22	13	17
30.9999	BIOLOGICAL & AGRICULTURAL SCIENCES..	MESA	BA	15	23	17	17	25	23
30.9999	CONTRACT MAJORS.....	METRO	BA/BS	58	68	92	79	101	88
30.9999	DISTRIBUTED STUDIES.....	UCB	BA	49	39	79	53	44	42
30.9999	DISTRIBUTED STUDIES.....	UCCS	BA	11	13	18	17	11	14
30.9999	INDIVIDUALLY STRUCTURED MAJOR.....	UCD	BA	7	13	23	24	19	31
30.9999	INTERDISCIPLINARY STUDIES.....	UNC	BA	8	16	13	7	11	13
30.999902	PHYSICAL & MATHEMATICAL SCIENCES....	MESA	BS	31	27	24	37	23	23
30.999902	INDIVIDUALLY STRUCTURED MAJOR.....	UCB	BA	0	7	4	1	5	5
30.999903	SELECTED STUDIES.....	MESA	BA	53	66	30	40	33	
30.9999	GRADUATE INTERDISCIPLINARY DEGREE PR	UNC	MA/MS	10	10	14	13	5	1
30.999902	GRADUATE INTERDISCIPLINARY DEGREE PR	UNC	ED.S	0	1	1	0	0	
30.9999	GRADUATE INTERDISCIPLINARY DEGREE PR	UNC	ED.D/DA	9	7	11	7	4	
** Subtotal Area 30 - INTERDISCIPLINARY STUDIES				302	329	378	329	324	282

Area 31
PARKS AND RECREATION

Cip Code	Program Name	Inst	Degree Title	Fy88	Fy89	Fy90	Fy91	Fy92	Fy93
31.0101	LEISURE STUDIES.....	METRO	BA	8	15	14	11	17	12
31.0101	RECREATION.....	WSC	BA	13	10	11	10	10	16
31.0301	RECREATION RESOURCES MANAGEMENT.....	CSU	BS	21	29	18	36	44	52
31.0301	RECREATION & LEISURE SERVICES.....	MESA	BA	7	15	7	15	10	13
31.0301	RECREATION.....	UCB	BS	24	0	0	0	0	
31.0301	RECREATION.....	UNC	BS	24	18	28	37	50	38
31.0301	RECREATION.....	USC	BS	4	3	4	4	5	2
31.0301	RECREATION.....	UNC	MA	4	4	5	9	12	6
31.0504	HEALTH FITNESS TECHNOLOGY.....	CMC	C	7	11	10	14	2	3
31.0505	EXERCISE PHYSIOLOGY & LEISURE SCIENC	ASC	BA	12	25	19	12	20	18
31.0505	EXERCISE & SPORT SCIENCE.....	CSU	BS	61	50	65	101	120	144
31.0505	EXERCISE SCIENCE.....	FLC	BA	10	13	18	15	19	21
31.0505	HUMAN PERFORMANCE & SPORT.....	METRO	BA	35	21	31	54	38	48
31.0505	KINESIOLOGY.....	UCB	BA	63	78	96	86	104	111
31.0505	KINESIOLOGY.....	UNC	BA	48	49	56	50	69	108
31.0505	KINESIOLOGY.....	USC	BS	12	14	9	15	19	23
31.0505	KINESIOLOGY.....	WSC	BA	13	21	19	11	12	21
31.0505	EXERCISE & SPORT SCIENCE.....	CSU	MS	11	13	8	9	16	15
31.0505	KINESIOLOGY.....	UCB	MS	13	5	14	16	14	9
31.9999	RECREATION RESOURCES.....	CSU	MS	6	5	5	5	6	6
31.9999	RECREATION RESOURCES.....	CSU	PH.D	4	4	0	2	0	2
** Subtotal Area 31 - PARKS AND RECREATION				400	403	437	512	587	668

Area 36
LEISURE AND RECREATION

Cip Code	Program Name	Inst	Degree Title	Fy88	Fy89	Fy90	Fy91	Fy92	Fy93
36.0101	RECREATION.....	ASC	BA	4					
** Subtotal Area 36 - LEISURE AND RECREATION				4	0	0	0	0	0

Area 38
PHILOSOPHY AND RELIGION

Cip Code	Program Name	Inst	Degree Title	Fy88	Fy89	Fy90	Fy91	Fy92	Fy93
38.0101	PHILOSOPHY.....	CSU	BA	6	9	8	11	5	8
38.0101	PHILOSOPHY.....	FLC	BA					4	1
38.0101	PHILOSOPHY.....	METRO	BA	4	3	5	2	8	4
38.0101	PHILOSOPHY.....	UCB	BA	23	26	32	27	39	40
38.0101	PHILOSOPHY.....	UCCS	BA	2	3	2	5	2	8
38.0101	PHILOSOPHY.....	UCD	BA	6	3	5	7	4	8
38.0101	PHILOSOPHY.....	UNC	BA	1	1	0	6	7	8
38.0101	PHILOSOPHY.....	USC	BA	0	2	1	2	3	1
38.0101	PHILOSOPHY.....	CSU	MA	4	4	1	1	1	7
38.0101	PHILOSOPHY.....	UCB	MA	10	5	7	2	4	17
38.0101	PHILOSOPHY.....	UCB	PH.D	3	4	3	0	1	2
38.0201	RELIGIOUS STUDIES.....	UCB	BA	9	8	5	10	11	5
38.0201	RELIGIOUS STUDIES.....	UCB	MA	2	4	0	3	6	4
** Subtotal Area 38 - PHILOSOPHY AND RELIGION				70	72	69	76	95	113

Area 40
PHYSICAL SCIENCES

Cip Code	Program Name	Inst	Degree Title	Fy88	Fy89	Fy90	Fy91	Fy92	Fy93
40.0101	PHYSICAL SCIENCE.....	CSU	BS	3	4	9	6	12	7
40.0101	GENERAL SCIENCE.....	FLC	BS	1	1	0	0	0	1
40.0101	PHYSICAL SCIENCES.....	UNC	BA	2	4	1	3	0	1
40.0401	METEOROLOGY.....	METRO	BS	4	8	12	6	11	10
40.0401	ATMOSPHERIC SCIENCE.....	CSU	MS	10	13	17	13	12	24
40.0401	ATMOSPHERIC SCIENCE.....	CSU	PH.D	7	7	5	5	8	11
40.0501	CHEMISTRY.....	ASC	BA/BS	4	10	4	4	8	5
40.0501	CHEMISTRY.....	CSM	BS	10	5	4	10	5	4
40.0501	CHEMISTRY.....	CSU	BS	22	26	12	15	15	16
40.0501	CHEMISTRY.....	FLC	BS	11	11	13	17	9	9
40.0501	CHEMISTRY.....	METRO	BA/BS	19	22	22	20	32	21
40.0501	CHEMISTRY.....	UCB	BA	30	26	41	34	38	18
40.0501	CHEMISTRY.....	UCCS	BA/BS	5	11	6	9	7	5
40.0501	CHEMISTRY.....	UCD	BS	10	12	7	10	9	10
40.0501	CHEMISTRY.....	UNC	BA	7	6	9	5	11	11
40.0501	CHEMISTRY.....	USC	BS	2	10	3	1	5	3
40.0501	CHEMISTRY.....	WSC	BA	5	1	3	4	1	2
40.0501	CHEMISTRY.....	CSM	MS	1	2	4	1	0	3
40.0501	CHEMISTRY.....	CSU	MS	3	4	1	2	1	2
40.0501	CHEMISTRY.....	UCB	MS	12	4	7	9	7	8
40.0501	CHEMISTRY.....	UCD	MS	9	5	1	3	4	
40.0501	CHEMISTRY.....	UNC	MA	0	0	1	0	2	1
40.0501	CHEMISTRY.....	CSU	PH.D	14	11	24	22	13	10
40.0501	CHEMISTRY.....	UCB	PH.D	25	20	29	24	19	26
40.0501	CHEMISTRY.....	UNC	DA	0	0	0	0	0	1
40.0506	CHEMICAL PHYSICS.....	UCB	PH.D	3	2	2	3	0	1
40.0599	APPLIED CHEMISTRY.....	CSM	PH.D	1	1	1	1	3	3
40.0599	CHEMICAL EDUCATION.....	UNC	PH.D						1
40.0601	GEOLOGY.....	ASC	BA/BS	1	5	1	3	0	2
40.0601	GEOLOGY.....	FLC	BS	14	8	5	5	7	5
40.0601	GEOLOGY.....	UCB	BA	20	15	13	12	9	14
40.0601	GEOLOGY.....	UCD	BS	6	8	6	4	6	4
40.0601	GEOLOGY.....	USC	BS	2	1	0			
40.0601	GEOLOGY.....	WSC	BA	8	7	4	3	4	6
40.060102	GEOLOGY.....	CSU	BS	16	17	9	8	6	7
40.0601	GEOLOGY.....	CSM	MS	16	11	7	11	18	12
40.0601	GEOLOGY.....	UCB	MS	18	15	16	11	9	12
40.060102	GEOLOGY.....	CSU	MS	10	15	24	10	10	9
40.0601	GEOLOGY.....	CSM	PH.D	7	7	6	4	4	2
40.0601	GEOLOGY.....	UCB	PH.D	6	6	11	14	7	12
40.0602	GEOCHEMISTRY.....	CSM	MS	4	4	2	3	3	1
40.0602	GEOCHEMISTRY.....	CSM	PH.D	3	0	4	5	5	3
40.0603	GEOPHYSICS.....	CSM	MS	13	9	5	11	6	6
40.0603	GEOPHYSICS.....	CSM	PH.D	5	6	3	3	2	3
40.0603	GEOPHYSICS.....	UCB	PH.D	1	2	0	3	3	6
40.0701	METALLURGY.....	CSM	MS	2	1	0	2	1	
40.0701	METALLURGY.....	CSM	PH.D	0	1	1			
40.0703	EARTH SCIENCES.....	UNC	BA	14	9	12	13	20	31
40.070302	WATERSHED SCIENCES.....	CSU	BS	9	5	16	5	4	4
40.0703	EARTH RESOURCES.....	CSU	MS	7	8	0	5	5	10

Area 40
PHYSICAL SCIENCES

Cip Code	Program Name	Inst	Degree Title	Fy88	Fy89	Fy90	Fy91	Fy92	Fy93
40.0703	ASTRO-PHYS. PLANETARY & ATMOSPHERIC	UCB	MS	2	6	3	9	3	5
40.0703	EARTH SCIENCES.....	UNC	MA	2	0	1	2	6	2
40.0703	EARTH RESOURCES.....	CSU	PH.D	3	3	6	2	2	6
40.0703	ASTRO-PHYS. PLANETARY & ATMOSPHERIC	UCB	PH.D	6	10	9	5	7	6
40.0801	PHYSICS.....	ASC	BA					2	
40.0801	PHYSICS.....	CSU	BS	12	14	10	9	9	4
40.0801	PHYSICS.....	FLC	BS	6	1	2	4	7	1
40.0801	PHYSICS.....	METRO	BA/BS	2	4	3	3	0	5
40.0801	PHYSICS.....	UCB	BA	24	15	28	30	27	15
40.0801	PHYSICS.....	UCCS	BS	5	6	6	3	5	5
40.0801	PHYSICS.....	UCD	BS	2	8	3	1	1	4
40.0801	PHYSICS.....	UNC	BA	6	4	8	6	6	6
40.0801	PHYSICS.....	USC	BS	1	2	1	3	6	4
40.0801	PHYSICS.....	WSC	BA	2	1	0	1	0	
40.0801	PHYSICS.....	CSM	MS	1	1	9	4	2	1
40.0801	PHYSICS.....	CSU	MS	7	3	10	3	7	10
40.0801	PHYSICS.....	UCB	MS	18	14	12	14	17	14
40.0801	PHYSICS.....	UCCS	MS				1	4	5
40.0801	PHYSICS.....	CSU	PH.D	7	3	1	1	7	2
40.0801	PHYSICS.....	UCB	PH.D	15	12	15	19	22	17
40.081002	MATHEMATICAL PHYSICS.....	UCB	PH.D			1	1	1	
40.0899	APPLIED PHYSICS.....	CSM	PH.D		2	3		4	1
** Subtotal Area 40 - PHYSICAL SCIENCES				523	495	514	483	506	476

Area 41 SCIENCE TECHNOLOGIES									
Cip Code	Program Name	Inst	Degree Title	Fy88	Fy89	Fy90	Fy91	Fy92	Fy93
41.0301	CHEMICAL OPERATOR TRAINING.....	CCD	C		0		40		
** Subtotal Area 41 - SCIENCE TECHNOLOGIES				0	0	0	40	0	0

Area 42
PSYCHOLOGY

Cip Code	Program Name	Inst	Degree Title	Fy88	Fy89	Fy90	Fy91	Fy92	Fy93
42.0101	PSYCHOLOGY.....	ASC	BA	13	23	20	24	25	20
42.0101	PSYCHOLOGY.....	CSU	BS	111	105	127	149	138	148
42.0101	PSYCHOLOGY.....	FLC	BA	31	34	19	39	39	38
42.0101	PSYCHOLOGY.....	METRO	BA	63	71	90	79	111	121
42.0101	PSYCHOLOGY.....	UCB	BA	264	309	341	338	383	355
42.0101	PSYCHOLOGY.....	UCCS	BA	55	54	58	56	64	68
42.0101	PSYCHOLOGY.....	UCD	BA	56	70	78	81	80	112
42.0101	PSYCHOLOGY.....	UNC	BA	60	64	62	77	95	111
42.0101	PSYCHOLOGY.....	USC	BA/BS	19	37	37	35	40	56
42.0101	PSYCHOLOGY.....	WSC	BA	12	9	21	18	30	27
42.0101	PSYCHOLOGY.....	U	MS	18	8	9	12	15	15
42.0101	PSYCHOLOGY.....	UCB	MA	21	35	20	31	23	38
42.0101	PSYCHOLOGY.....	UCD	MA	11	6	16	17	22	14
42.0101	PSYCHOLOGY.....	UNC	MA	3	6	7	11	2	15
42.0101	PSYCHOLOGY.....	CSU	PH.D	7	11	17	15	9	11
42.0101	PSYCHOLOGY.....	UCB	PH.D	20	20	13	13	24	10
42.0601	GUIDANCE & COUNSELING.....	ASC	MA	35	43	83	80	30	72
42.0601	AGENCY COUNSELING.....	UNC	MA					62	53
42.0601	COUNSELING PSYCHOLOGY.....	UNC	PSY.D	14	12	13	13	4	12
42.1701	SCHOOL PSYCHOLOGY.....	UNC	ED.S					5	2
42.170102	SCHOOL PSYCHOLOGY.....	UNC	ED.S	3	1	2	2	0	
42.1701	SCHOOL PSYCHOLOGY.....	UNC	PH.D	4	2	3	2	3	2
** Subtotal Area 42 - PSYCHOLOGY				820	930	1036	1092	1204	1300

Area 43
PROTECTIVE SERVICES

Cip Code	Program Name	Inst	Degree Title	Fy88	Fy89	Fy90	Fy91	Fy92	Fy93
43.0102	DETENTION OFFICER TRAINING.....	ACC	C	0	0	1	0	0	1
43.0103	ADMINISTRATION OF JUSTICE.....	ACC	C	52	65	112	102	116	148
43.0103	CORRECTIONS.....	CCA	C					1	4
43.0103	CRIMINAL JUSTICE.....	CNCC	C					1	1
43.0103	CRIMINAL JUSTICE.....	PCC	C	1	0	0	0	2	8
43.0103	CRIMINAL JUSTICE ADMINISTRATION.....	PPCC	C	0	0	5	1	1	3
43.0103	CRIMINAL JUSTICE.....	RRCC	C	0	0	0	4	6	54
43.0103	ADMINISTRATION OF JUSTICE.....	ACC	AAS	12	16	19	17	15	27
43.0103	CRIMINAL JUSTICE.....	AIMS	AAS	12	10	13	15	16	16
43.0103	CRIMINAL JUSTICE.....	CMC	AAS	7	6	7	5	2	6
43.0103	CRIMINAL JUSTICE.....	CNCC	AAS	14	12	11	16	11	9
43.0103	CRIMINAL JUSTICE.....	MESA	AAS	1	1				
43.0103	CRIMINAL JUSTICE.....	PCC	AAS	33	31	16	41	30	50
43.0103	CRIMINAL JUSTICE ADMINISTRATION.....	PPCC	AAS	22	25	27	28	27	29
43.0103	CRIMINAL JUSTICE.....	RRCC	AAS	24	18	16	23	18	18
43.0103	CRIMINAL JUSTICE.....	TSJC	AAS	13	12	13	5	8	8
43.0103	CRIMINAL JUSTICE & CRIMINOLOGY.....	METRO	BS	92	97	123	138	141	113
43.0103	CRIMINAL JUSTICE.....	UCD	MCJ	5	5	5	12	16	11
43.0106	CRIMINALISTICS.....	METRO	BS	1	4	2	0	0	0
43.0107	BASIC PEACE OFFICER TRAINING ACADEMY	AIMS	C	1	60	41	40	25	20
43.0107	COLORADO LAW ENFORCEMENT TRAINING AC	CMC	C	12	10	14		17	42
43.0107	LAW ENFORCEMENT TECHNOLOGY.....	MCC	C	7	14	9	13	10	11
43.0107	LAW ENFORCEMENT.....	RRCC	C	5	2	4		0	
43.0107	COLORADO LAW ENFORCEMENT TRAINING AC	TSJC	C	50	54	61	79	76	111
43.0201	FIRE SERVICE TECHNOLOGY.....	ACC	C					62	26
43.0201	FIRE SCIENCE TECHNOLOGY.....	CMC	C			1			
43.0201	FIRE SERVICE TECHNOLOGY.....	AIMS	AAS	5	8	9	8	3	5
43.0201	FIRE SCIENCE TECHNOLOGY.....	CMC	AAS		2	1	6	4	
43.0201	FIRE SCIENCE TECHNOLOGY.....	RRCC	AAS					24	31
43.0202	FIRE SERVICES ADMINISTRATION.....	METRO	BS						5
43.0203	FIRE SERVICE TRAINING ACADEMY.....	AIMS	C	25		9	13	14	20
43.020302	VOLUNTEER FIREFIGHTER TRAINING.....	AIMS	C			1			
43.0203	FIRE SCIENCE.....	PPCC	AAS	3	3	2	2	2	3
43.0203	FIRE SCIENCE TECHNOLOGY.....	RRCC	AAS	11	8	12	15	0	
**	Subtotal Area 43 - PROTECTIVE SERVICES			408	463	534	583	647	780

Area 44
PUBLIC AFFAIRS

Cip Code	Program Name	Inst	Degree Title	Fy88	Fy89	Fy90	Fy91	Fy92	Fy93
44.0401	PUBLIC ADMINISTRATION.....	UCCS	MPA	20	21	23	21	43	34
44.0401	PUBLIC ADMINISTRATION.....	UCD	MPA	53	40	38	62	65	50
44.0401	PUBLIC ADMINISTRATION.....	UCD	PH.D	6	16	11	6	7	9
44.0701	SOCIAL WORK.....	CSU	BA	49	36	50	47	58	54
44.0701	HUMAN SERVICES.....	METRO	BS	40	58	53	80	75	80
44.0701	SOCIAL WORK.....	USC	BSW	24	32	23	29	41	81
44.070102	SOCIAL WORK.....	METRO	BS	16	30	21	16	26	18
44.0701	SOCIAL WORK.....	CSU	MSW	21	26	19	23	26	21
** Subtotal Area 44 - PUBLIC AFFAIRS				229	259	238	284	341	347

Area 45
SOCIAL SCIENCES

Cip Code	Program Name	Inst	Degree Title	Fy88	Fy89	Fy90	Fy91	Fy92	Fy93
45.0101	SOCIAL SCIENCES.....	CSU	BA	71	87	94	125	141	210
45.0101	SOCIAL SCIENCES.....	MESA	BA	36	46	46	69	66	100
45.0101	SOCIAL SCIENCE.....	UNC	BA	4	6	11	28	53	83
45.0101	SOCIAL SCIENCE.....	USC	BA/BS	11	30	18	33	31	42
45.0101	SOCIAL SCIENCES.....	UCD	MSS	8	5	9	7	9	7
45.0101	SOCIAL SCIENCE.....	UNC	MA	1	0	0	0	0	
45.0101	SOCIAL STUDIES.....	WSC	MA	3	3	1			
45.0201	ANTHROPOLOGY.....	CSU	BA	20	11	18	12	18	22
45.0201	ANTHROPOLOGY.....	FLC	BA	6	11	12	9	12	15
45.0201	ANTHROPOLOGY.....	METRO	BA	6	5	7	15	7	17
45.0201	ANTHROPOLOGY.....	UCB	BA	46	50	55	60	75	84
45.0201	ANTHROPOLOGY.....	UCCS	BA	5	2	3	3	5	7
45.0201	ANTHROPOLOGY.....	UCD	BA	5	4	8	11	13	11
45.0201	ANTHROPOLOGY.....	UNC	BA	1	0	0	0	0	
45.0201	ANTHROPOLOGY.....	USC	BA	4	2	0	2	2	2
45.0201	ANTHROPOLOGY.....	CSU	MA	5	8	5	4	4	3
45.0201	ANTHROPOLOGY.....	UCB	MA	8	9	11	10	8	11
45.0201	ANTHROPOLOGY.....	UCD	MA	0	1	9	4	3	5
45.0201	ANTHROPOLOGY.....	UCB	PH.D	3	3	5	6	5	2
45.0601	ECONOMICS.....	CSU	BA	78	45	66	61	69	57
45.0601	ECONOMICS.....	FLC	BA	3	3	1	4	8	4
45.0601	ECONOMICS.....	METRO	BA	6	10	16	10	14	14
45.0601	ECONOMICS.....	UCB	BA	174	179	195	181	136	148
45.0601	ECONOMICS.....	UCCS	BA	4	3	12	8	10	7
45.0601	ECONOMICS.....	UCD	BA	16	19	29	36	15	27
45.0601	ECONOMICS.....	UNC	BA	2	6	6	14	12	9
45.0601	ECONOMICS.....	WSC	BA	1	1	1	2	5	3
45.0601	ECONOMICS.....	CSU	MA	8	9	6	8	7	8
45.0601	ECONOMICS.....	UCB	MA	23	30	25	21	14	15
45.0601	ECONOMICS.....	UCD	MA	3	14	5	8	6	10
45.0601	ECONOMICS.....	CSU	PH.D	3	1	4	8	3	2
45.0601	ECONOMICS.....	UCB	PH.D	12	10	7	13	7	9
45.0602	MINERAL ECONOMICS.....	CSM	MS	23	15	32	37	20	32
45.0602	MINERAL ECONOMICS.....	CSM	PH.D	5	14	5	8	4	1
45.0701	GEOGRAPHY.....	UCB	BA	46	55	43	43	63	47
45.0701	GEOGRAPHY AND ENVIRONMENTAL STUDIES.....	UCCS	BA	4	8	13	11	15	24
45.0701	GEOGRAPHY.....	UCD	BA	3	2	6	15	3	5
45.0701	GEOGRAPHY.....	UNC	BA	2	10	15	14	10	17
45.0701	GEOGRAPHY.....	UCB	MA	16	9	13	13	7	9
45.0701	GEOGRAPHY.....	UNC	MA	2	0	0	1	0	
45.0701	GEOGRAPHY.....	UCB	PH.D	7	7	4	8	7	7
45.0701	GEOGRAPHY.....	UNC	DA	0	0	1		1	
45.0801	HISTORY.....	CSU	BA	45	36	55	42	58	64
45.0801	HISTORY.....	FLC	BA	6	9	10	22	10	21
45.0801	HISTORY.....	METRO	BA	40	53	62	66	86	94
45.0801	HISTORY.....	UCB	BA	109	119	131	112	148	157
45.0801	HISTORY.....	UCCS	BA	10	10	16	24	19	23
45.0801	HISTORY.....	UCD	BA	22	10	24	16	24	16
45.0801	HISTORY.....	UNC	BA	19	17	25	30	28	37
45.0801	HISTORY.....	USC	BA	2	0	2	7	5	6
45.0801	HISTORY.....	WSC	BA	5	8	17	15	16	28
45.0801	HISTORY.....	CSU	MA	6	4	7	11	10	11
45.0801	HISTORY.....	UCB	MA	7	13	11	6	13	9
45.0801	HISTORY.....	UCCS	MA	2	1	2	2	1	2

Area 45
SOCIAL SCIENCES

Cip Code	Program Name	Inst	Degree Title	Fy88	Fy89	Fy90	Fy91	Fy92	Fy93
45.0801	HISTORY.....	UCD	MA	5	10	11	4	8	13
45.0801	HISTORY.....	UNC	MA	2	2	4	4	6	3
45.0801	HISTORY.....	UCB	PH.D	5	2	3	3	4	3
45.0901	INTERNATIONAL AFFAIRS.....	UCB	BA	91	89	126	136	119	134
45.1001	POLITICAL SCIENCE.....	CSU	BA	66	68	71	86	76	116
45.1001	POLITICAL SCIENCE.....	FLC	BA	15	15	17	25	23	21
45.1001	POLITICAL SCIENCE.....	METRO	BA	20	27	27	24	29	34
45.1001	POLITICAL SCIENCE.....	UCB	BA	167	180	203	228	242	209
45.1001	POLITICAL SCIENCE.....	UCCS	BA	15	20	19	13	25	19
45.1001	POLITICAL SCIENCE.....	UCD	BA	24	32	28	33	39	50
45.1001	POLITICAL SCIENCE.....	UNC	BA	23	16	22	36	17	24
45.1001	POLITICAL SCIENCE.....	USC	BA/BS	12	11	6	10	12	19
45.1001	POLITICAL SCIENCE.....	WSC	BA	5	4	4	3	2	7
45.1001	POLITICAL SCIENCE.....	CSU	MA	3	5	4	1	5	2
45.1001	POLITICAL SCIENCE.....	UCB	MA	7	6	4	10	13	8
45.1001	POLITICAL SCIENCE.....	UCD	MA	3	8	2	5	8	6
45.1001	POLITICAL SCIENCE.....	CSU	PH.D	1	0	2	0	1	1
45.1001	POLITICAL SCIENCE.....	UCB	PH.D	2	1	0	2	8	5
45.1101	SOCIOLOGY.....	ASC	BA	4	4	9	11	1	12
45.1101	SOCIOLOGY.....	CSU	BA	27	27	36	32	33	44
45.1101	SOCIOLOGY & HUMAN SCIENCES.....	FLC	BA	11	8	9	16	14	26
45.1101	SOCIOLOGY.....	METRO	BA	13	8	12	21	30	28
45.1101	SOCIOLOGY.....	UCB	BA	75	64	90	108	130	142
45.1101	SOCIOLOGY.....	UCCS	BA	15	30	20	23	19	33
45.1101	SOCIOLOGY.....	UCD	BA	17	7	10	14	9	7
45.1101	SOCIOLOGY.....	UNC	BA	53	66	74	63	93	108
45.1101	SOCIOLOGY.....	USC	BA/BS	13	26	17	21	29	43
45.1101	SOCIOLOGY.....	WSC	BA	6	10	9	16	19	24
45.1101	SOCIOLOGY.....	CSU	MA	7	3	2	2	3	5
45.1101	SOCIOLOGY.....	UCB	MA	3	8	8	6	2	7
45.1101	SOCIOLOGY.....	UCCS	MA	5	4	4	3	2	6
45.1101	SOCIOLOGY.....	UCD	MA	5	4	0	3	2	2
45.1101	SOCIOLOGY.....	UNC	MA	1	2	2	1	3	4
45.1101	SOCIOLOGY.....	CSU	PH.D	4	2	1	2	6	2
45.1101	SOCIOLOGY.....	UCB	PH.D	5	6	3	1	2	3
45.1201	URBAN STUDIES.....	METRO	BA/BS	3	6	4	2	1	4
45.1201	URBAN STUDIES.....	UCD	BA	0	0	1	1	0	
45.9999	HISTORY & GOVERNMENT.....	ASC	BA	13	18	17	14	14	14
45.9999	BEHAVIORAL SCIENCE.....	METRO	BA	15	19	32	61	100	109
45.9999	BEHAVIORAL SCIENCE.....	USC	BA/BS	5	0	0	0		
45.9999	HISTORY & GOVERNMENT.....	ASC	MA	0	0	0	1		
** Subtotal Area 45 - SOCIAL SCIENCES				1723	1827	2092	2320	2461	2841

Area 46
CONSTRUCTION TRADES

Cip Code	Program Name	Inst	Degree Title	Fy88	Fy89	Fy90	Fy91	Fy92	Fy93
46.0101	BRICKLAYING.....	RRCC	AAS	1					
46.0201	CARPENTRY.....	ACC	C					1	
46.0201	CONSTRUCTION TECHNOLOGY.....	NJC	C	2	0	0	0	0	
46.0201	CARPENTRY.....	PPCC	C	10	6	3	1	0	3
46.0201	CARPENTRY & FINE WOOD WORKING.....	RRCC	C	1	5	3	0	0	2
46.0201	CARPENTRY.....	RRCC	AAS	7	2	1	2	0	
46.0302	ELECTRICITY: INDUSTRIAL/COMMERCIAL..	RRCC	C	3	2	2	3	1	
46.0302	ELECTRICITY: INDUSTRIAL/COMMERCIAL..	RRCC	AAS	7	5	3	3	2	2
46.0303	ELECTRIC LINEMAN.....	MESA	C	10	13	7	14	22	16
46.0401	FACILITIES MANAGEMENT.....	PPCC	C	3	3	1	2	1	
46.0501	PLUMBING.....	RRCC	C	2	4	5	3	1	1
46.9999	BUILDING CONSTRUCTION.....	AIMS	C	0	2	2	0	0	
46.9999	ENERGY EFFICIENT BUILDING TECHNOLOGY	CMC	C	17	10	14	4	0	
46.9999	BUILDING TRADES.....	MCC	C	2	0	0	0		
46.9999	CONSTRUCTION MANAGEMENT.....	PCC	C	3					
46.9999	BUILDING TRADES.....	TSJC	C	3	5	8			7
46.9999	CONSTRUCTION SUPERVISION.....	ACC	AAS				1	1	
46.9999	BUILDING CONSTRUCTION.....	AIMS	AAS	5	3	2	0	0	
46.9999	CONSTRUCTION MANAGEMENT.....	CCA	AAS	0			2		
46.9999	CONSTRUCTION TRADES.....	CCD	AAS						1
46.9999	CONSTRUCTION TRADES TECHNOLOGY.....	PCC	AAS	0	0	3	1	0	
46.9999	BUILDING TRADES.....	TSJC	AAS	0	1	12	0	0	1
** Subtotal Area 46 - CONSTRUCTION TRADES				76	61	66	36	29	33

Area 47
MECHANICS AND REPAIRERS

Cip Code	Program Name	In	Degree Title	Fy88	Fy89	Fy90	Fy91	Fy92	Fy93
47.0103	CONSUMER ELECTRONICS TECHNOLOGY.....	FRCC	C	2	5	6	5	0	
47.0103	CONSUMER ELECTRONICS TECHNOLOGY.....	FRCC	AAS	14	7	8	3	0	
47.0106	REFRIGERATION & APPLIANCE SERVICE...	ACC	C	2	21	18	4	6	5
47.0106	MAJOR APPLIANCE REPAIR.....	PPCC	C	0	3	1	0	0	
47.0106	MAJOR APPLIANCE REPAIR.....	PPCC	AAS	5	2	3	1	0	
47.0302	HEAVY EQUIPMENT OPERATOR.....	FRCC	C	0	0	0	3	2	0
47.0302	HEAVY EQUIPMENT MECHANICS.....	TSJC	C	9	2	2	0	0	
47.0302	HEAVY VEHICLE MECHANICS.....	PPCC	AAS	2	4				
47.0302	HEAVY EQUIPMENT MECHANICS.....	TSJC	AAS	1	1	2	0	0	
47.0303	INDUSTRIAL TECHNOLOGY.....	MCC	C				1		
47.0402	GUNSMITHING.....	TSJC	C	12	4	3	4	8	8
47.0402	GUNSMITHING.....	TSJC	AAS	18	19	15	16	23	14
47.0501	LP-GAS TECHNOLOGY.....	MCC	C	23	17	0	0	0	
47.0603	AUTO BODY REPAIR.....	ACC	C	3	1	0	0	2	
47.0603	AUTOMOTIVE COLLISION REPAIR TECHNOLO	AIMS	C	14	6	2	1	4	3
47.0603	AUTO BODY REPAIR.....	FRCC	C	6		6	5	2	5
47.0603	AUTOMOBILE BODY REPAIR.....	MCC	C	1	0	2	0	1	
47.0603	AUTO COLLISION REPAIR.....	MESA	C		4	3	6	11	14
47.0603	AUTO BODY REPAIR & PAINTING.....	NJC	C	3	0	4	0	0	1
47.0603	AUTO BODY REPAIR.....	PCC	C	3	3	0	1	2	2
47.0603	AUTO COLLISION REPAIR.....	PPCC	C	0	1	1	3	0	1
47.0603	AUTO BODY REPAIR.....	TSJC	C	7	11	8	1	3	4
47.0603	AUTOMOTIVE COLLISION REPAIR TECHNOLO	AIMS	AAS	4	7	5	5	2	1
47.0603	AUTO BODY REPAIR.....	FRCC	AAS	1	2	5		2	2
47.0603	AUTOMOBILE BODY REPAIR.....	MCC	AAS					2	3
47.0603	AUTO COLLISION REPAIR.....	MESA	AAS	12	5	0	4	5	1
47.0603	AUTO BODY REPAIR & PAINTING.....	NJC	AAS	2			2	1	1
47.0603	AUTO COLLISION REPAIR.....	PPCC	AAS	8	3	1	4	4	4
47.0603	AUTO BODY REPAIR.....	TSJC	AAS	5	1	9	0	1	2
47.0604	AUTOMOTIVE SERVICE.....	ACC	C	5	1	0	1	1	2
47.0604	AUTOMOTIVE MECHANICS TECHNOLOGY.....	AIMS	C	3	1	2	3	0	
47.0604	AUTOMOTIVE MECHANICS.....	CCD	C	0	3	4	0	0	0
47.0604	AUTOMOTIVE MECHANICS.....	FRCC	C	20	8	9	32	41	45
47.0604	AUTO MECHANICS.....	LCC	C	2	5	3	2	1	1
47.0604	AUTOMOTIVE TECHNOLOGY.....	MCC	C	2	3	4	4	2	2
47.0604	TRANSPORTATION SERVICES CLUSTER.....	MESA	C	0	0	1	3	3	1
47.0604	AUTOMOTIVE TECHNOLOGY.....	NJC	C	5	9	9	5	1	2
47.0604	AUTO TECHNOLOGY.....	PCC	C	2	3	2	1	1	1
47.0604	AUTOMOTIVE TECHNOLOGY.....	PPCC	C	5	10	8	10	9	5
47.0604	AUTOMOTIVE TECHNOLOGY.....	RRCC	C	23	31	18	21	7	16
47.0604	AUTO MECHANICS.....	TSJC	C	6	4	7	8	2	3
47.0604	AUTOMOTIVE SERVICE & TECHNOLOGY.....	ACC	AAS	17	13	15	10	10	10
47.0604	AUTOMOTIVE MECHANICS TECHNOLOGY.....	AIMS	AAS	2	7	5	5	5	6
47.0604	AUTOMOTIVE MECHANICS.....	FRCC	AAS	4	20	20	2	6	8
47.0604	TRANSPORTATION SERVICES CLUSTER.....	MESA	AAS	4	5	3	6	2	1
47.0604	AUTOMOTIVE TECHNOLOGY.....	NJC	AAS	4	1	1	1	4	4
47.0604	AUTO TECHNOLOGY.....	PCC	AAS	4	4	3	4	2	3
47.0604	AUTOMOTIVE TECHNOLOGY.....	PPCC	AAS	23	32	21	16	16	12
47.0604	AUTOMOTIVE TECHNOLOGY.....	RRCC	AAS	3	2	1	1	1	4
47.0604	AUTO MECHANICS.....	TSJC	AAS	2	1	10	2	3	1
47.0605	HEAVY EQUIPMENT & DIESEL MECHANIC... MESA	MESA	C	5	6	11	2	6	5

Area 47
MECHANICS AND REPAIRERS

Cip Code	Program Name	Inst	Degree Title	Fy88	Fy89	Fy90	Fy91	Fy92	Fy93
47.0605	DIESEL MECHANICS.....	PCC	C	2	3	0	0	0	
47.0605	DIESEL POWER MECHANICS.....	PPCC	C	1	0	1	0	1	
47.0605	DIESEL POWER TECHNOLOGY.....	RRCC	C	0	4	3	3	5	
47.0605	DIESEL MECHANICS.....	PCC	AAS	0	3	1	0	0	
47.0605	DIESEL POWER TECHNOLOGY.....	RRCC	AAS	2	1	3	6	0	
47.0606	SMALL ENGINE MECHANICS.....	FRCC	C	5	0	0	0	0	
47.0606	SMALL ENGINE MECHANICS.....	FRCC	AAS	1	0	0	0	1	
47.0608	AVIATION MAINTENANCE TECHNOLOGY.....	CNCC	C	10	9	1	5	7	18
47.0608	AIRFRAME POWER PLANT.....	CCD	AAS	2	0	2	1	3	2
47.0608	AVIATION MAINTENANCE TECHNOLOGY.....	CNCC	AAS	5	3	14	7	4	19
47.0609	AVIATION MAINTENANCE MANAGEMENT.....	PPCC	AAS	3	3	3	3	10	5
** Subtotal Area 47 - MECHANICS AND REPAIRERS				329	324	289	233	235	247

Area 48
PRECISION PRODUCTION

Cip Code	Program Name	Inst	Degree Title	Fy88	Fy89	Fy90	Fy91	Fy92	Fy93
48.0101	DRAFTING TECHNOLOGY.....	AIMS	C	2	4	4	8	6	6
48.0101	DRAFTING FOR INDUSTRY.....	CCD	C	7	2	0	2	5	2
48.0101	MACHINE DRAFTING TECHNOLOGY.....	FRCC	C	4	4	8	13	21	14
48.0101	DRAFTING TECHNOLOGY.....	MESA	C						2
48.0101	ENGINEERING TECHNOLOGY.....	PCC	C	8	1			3	5
48.0101	DRAFTING.....	PPCC	C	2	4	6	4	2	5
48.0101	DRAFTING TECHNOLOGY.....	RRCC	C	5	9	2	1		3
48.0101	DRAFTING & DESIGN TECHNOLOGY.....	TSJC	C	0	0	1	2	0	
48.0101	DRAFTING TECHNOLOGY.....	CCA	AAS				1	1	0
48.0101	DRAFTING FOR INDUSTRY.....	CCD	AAS	8	3	7	4	2	3
48.0101	MACHINE DRAFTING TECHNOLOGY.....	FRCC	AAS	19	23	22	29	24	20
48.0101	DRAFTING TECHNOLOGY.....	MESA	AAS	4		2	6	0	1
48.0101	ENGINEERING TECHNOLOGY.....	PCC	AAS	6		4	8	3	6
48.0101	DRAFTING TECHNOLOGY.....	RRCC	AAS	14	13	11	14	7	9
48.0101	DRAFTING & DESIGN TECHNOLOGY.....	TSJC	AAS	3	1	3	0	1	2
48.0201	GRAPHIC TECHNOLOGY.....	AIMS	C	0	3	5	1	0	3
48.0201	GRAPHIC ARTS.....	CCD	C	1	5	15	17	6	11
48.0201	PRINTING TECHNOLOGY.....	PPCC	C	4	8	5	7	4	1
48.0201	GRAPHIC TECHNOLOGY.....	AIMS	AAS	18	11	16	14	16	24
48.0201	GRAPHIC ARTS TECHNOLOGY.....	CCA	AAS	1	0	2	2	1	0
48.0201	GRAPHIC ARTS.....	CCD	AAS	5	10	4	5	3	4
48.0201	PRINTING TECHNOLOGY.....	MESA	AAS	6	10	14	10	3	2
48.0201	PRINTING TECHNOLOGY.....	PPCC	AAS	7	15	5	10	10	5
48.0212	ELECTRONIC PUBLISHING.....	FRCC	C				2	4	4
48.0303	UPHOLSTERY.....	PPCC	C	1	3	3	2	1	1
48.0503	MACHINE SHOP TECHNOLOGY-AVS.....	ACC	C			1	1	1	
48.0503	MACHINE TOOL OPERATOR.....	CCD	C	6	23	13	15	10	12
48.0503	MACHINE SHOP.....	FRCC	C	1	3	11	10	11	7
48.0503	MANUFACTURING TECHNOLOGY CLUSTER.....	MESA	C	27	13	22	2	8	3
48.0503	MACHINING TECHNOLOGY.....	OJC	C				7	10	3
48.0503	MACHINING TECHNOLOGY.....	PCC	C	4	10	8	1	5	12
48.0503	MACHINING TECHNOLOGY.....	PPCC	C	26	1	15	1	1	2
48.0503	MACHINE SHOP.....	FRCC	AAS	11	13	8	8	8	7
48.0503	MANUFACTURING TECHNOLOGY CLUSTER.....	MESA	AAS				1	1	2
48.0503	MACHINING TECHNOLOGY.....	PCC	AAS	3	2	0	2	4	3
48.0503	MACHINING TECHNOLOGY.....	PPCC	AAS	5	2	3	6	5	
48.0508	WELDING TECHNOLOGY.....	AIMS	C	7	0	6	0	1	1
48.0508	WELDING/FABRICATION WELDER.....	CCD	C	5	11	9	6	1	3
48.0508	WELDING TECHNOLOGY.....	FRCC	C	1	3	0	0	0	
48.0508	WELDING.....	LCC	C	1	0	2	6	4	5
48.0508	WELDING TECHNOLOGY.....	MCC	C	8	3	1	9	2	
48.0508	WELDING.....	MESA	C					1	2
48.0508	WELDING.....	OJC	C	8	3	2	5		
48.0508	WELDING.....	PCC	C	0	3	2	0	0	1
48.0508	WELDING.....	PPCC	C	1	4	2	0	0	1
48.0508	WELDING & FABRICATION.....	RRCC	C	1	0	1	0	1	
48.0508	WELDING.....	TSJC	C	4					
48.050802	WELDING.....	MESA	C	0	0	2	3		
48.0508	WELDING TECHNOLOGY.....	AIMS	AAS	2	6	8	4	2	4
48.0508	WELDING TECHNOLOGY.....	FRCC	AAS	0	1	1	0	1	
48.0508	WELDING.....	MESA	AAS	2	0	0	1	2	
48.0508	WELDING.....	PCC	AAS	4	7	5	0	5	3
48.0508	WELDING.....	PPCC	AAS	4	7	5	6	4	3
48.0508	WELDING & FABRICATION.....	RRCC	AAS	3	1	0	1	2	1
** Subtotal Area 48 - PRECISION PRODUCTION				259	252	266	257	213	208

Area 49
TRANSPORTATION

Cip Code	Program Name	Inst	Degree Title	Fy88	Fy89	Fy90	Fy91	Fy92	Fy93
49.0102	AVIATION TECHNOLOGY.....	AIMS	C						1
49.0102	AVIATION TECHNOLOGY.....	AIMS	AAS	3	53	83	27	22	19
49.0102	AVIATION TECHNOLOGY.....	CNCC	AAS	13	17	23	18	10	11
49.0102	AVIATION TECHNOLOGY.....	METRO	BS	22	46	41	54	69	61
49.0104	AVIATION MANAGEMENT.....	METRO	BS	50	41	39	53	44	60
49.0205	TRUCK DRIVING.....	CCD	C			0		38	43
49.0205	TRUCK DRIVING.....	MCC	C					3	145
49.0205	DIESEL TRUCK DRIVING.....	OJC	C	9	7	5	0		
49.9999	TRAFFIC AND TRANSPORTATION MANAGEMEN	CCD	AAS	4					
49.9999	TRANSPORTATION & MATERIALS MGMT.....	FRCC	AAS						1
** Subtotal Area 49 - TRANSPORTATION				101	164	191	152	186	341

Area 50
VISUAL AND PERFORMING ARTS

Cip Code	Program Name	Inst	Degree Title	Fy88	Fy89	Fy90	Fy91	Fy92	Fy93
50.0301	DANCE.....	UCB	BA/BFA	6	5	2	6	6	5
50.0301	DANCE.....	UCB	MFA	5	1	3	1	2	3
50.0402	GRAPHIC DESIGN & ILLUSTRATION.....	ACC	C	1	2	1	1	3	2
50.0402	GRAPHIC DESIGN.....	CMC	C	0	2	0	1	1	
50.0402	COMMERCIAL ART.....	PPCC	C				1		1
50.0402	GRAPHIC DESIGN & ILLUSTRATION.....	ACC	AAS	3	9	8	13	6	16
50.0402	GRAPHIC DESIGN.....	CCD	AAS	5	2	3	4	0	6
50.0402	GRAPHIC DESIGN.....	CMC	AAS	3	7	2	2	2	3
50.0402	COMMERCIAL ART.....	MESA	AAS				0	6	2
50.0402	COMMERCIAL ART.....	PPCC	AAS	16	13	7	15	13	9
50.0404	INDUSTRIAL DESIGN.....	METRO	BA	1	2	7	2	6	3
50.0406	PHOTOGRAPHY.....	CCD	C	2	2	0	1	1	1
50.0406	PHOTOGRAPHY.....	CCD	AAS	5	4	4	2	4	1
50.0406	COMMERCIAL PHOTOGRAPHY.....	CMC	AAS	14	16	17	11	15	6
50.0408	INTERIOR DESIGN.....	ACC	AAS	36	21	28	15	32	29
50.0408	INTERIOR DESIGN.....	CSU	BS	41	36	44	33	48	38
50.0501	SPEECH - THEATRE.....	ASC	BA	3	3	4	0	3	2
50.0501	PERFORMING ARTS: THEATRE & DANCE....	CSU	BA					11	10
50.0501	THEATRE.....	UCB	BA/BFA	10	25	24	24	23	32
50.0501	THEATRE ARTS.....	UNC	BA	11	8	15	9	12	22
50.0501	THEATRE.....	UCB	MA	1	5	5	3	1	6
50.0501	THEATRE.....	UCB	PH.D	3	4	2	1	3	3
50.0599	MUSICAL THEATRE.....	UNC	BA	2	3	1	3		4
50.0601	FILM STUDIES.....	UCB	BA/BFA		4	12	10	31	39
50.0701	ART.....	ASC	BA	6	5	5	3	6	9
50.0701	ART.....	CSU	BA/BFA	90	99	84	80	80	101
50.0701	ART.....	FLC	BA	18	14	20	16	13	19
50.0701	ART.....	METRO	BFA	35	39	47	45	38	55
50.0701	FINE ARTS.....	UCB	BA/BFA	83	86	97	102	100	99
50.0701	FINE ARTS.....	UCCS	BA	4	9	13	13	14	9
50.0701	FINE ARTS.....	UCD	BA/BFA	18	23	30	35	17	29
50.0701	VISUAL ARTS.....	UNC	BA	26	22	17	27	33	47
50.0701	ART.....	USC	BA/BS	7	8	11	14	9	8
50.0701	ART.....	WSC	BA	9	8	9	18	20	20
50.0701	ART.....	ASC	MA	2	3	0	2	1	2
50.0701	ART.....	CSU	MFA	1	10	2	7	6	5
50.0701	FINE ARTS.....	UCB	MA/MFA	12	15	20	26	21	12
50.0701	VISUAL ARTS.....	UNC	MA	1	5	10	5	9	10
50.0901	MUSIC.....	ASC	BA	2	5	4	2	3	1
50.0901	MUSIC.....	CSU	BA				16	2	6
50.0901	MUSIC.....	FLC	BA	7	0	3	2	1	6
50.0901	MUSIC.....	UCB	B.MUS	19	24	20	16	19	19
50.0901	MUSIC.....	UCD	BS	22	13	23	14	23	24
50.0901	MUSIC.....	UNC	BA/BM	18	19	27	20	25	22
50.0901	MUSIC.....	USC	BA	2	5	8	7	4	6
50.0901	MUSIC.....	WSC	BA	3	3	4	3	2	2
50.090102	MUSIC.....	CSU	BM	7	7	5	4	15	9
50.0901	MUSIC.....	CSU	MM	3	6	2	3	6	8
50.0901	MUSIC.....	UCB	M.MUS	21	34	18	16	17	28
50.0901	MUSIC.....	UNC	MM	14	8	18	17	18	11

Area 50
VISUAL AND PERFORMING ARTS

Cip Code	Program Name	Inst	Degree Title	Fy88	Fy89	Fy90	Fy91	Fy92	Fy93
50.0901	MUSIC.....	WSC	MA	0	1	0			
50.0901	MUSIC.....	UCB	PH.D	10	0	2	2	5	1
50.0901	MUSIC.....	UNC	DA	3	8	5	7	3	7
50.090102	MUSICAL ARTS.....	UCB	D.M.ARTS	0	12	21	7	14	14
50.0903	MUSIC.....	CSU	BM	6	4	11			
50.0903	MUSIC PERFORMANCE.....	METRO	BA	2	6	7	4	6	4
50.9999	ARTS IN MUSIC.....	UCB	BA.MUS	11	16	19	14	12	26
** Subtotal Area 50 - VISUAL AND PERFORMING ARTS				630	691	751	705	771	862

Area 51
HEALTH SCIENCES

Cip Code	Program Name	Inst	Degree Title	Fy88	Fy89	Fy90	Fy91	Fy92	Fy93
51.0201	COMMUNICATION DISORDERS.....	CSU	BS	22	14	20	26	38	41
51.0201	COMMUNICATION DISORDERS & SPEECH SCI	UCB	BA	20	13	29	27	25	23
51.0201	COMMUNICATION DISORDERS.....	CSU	MS	16	14	17	20	29	21
51.0201	COMMUNICATION DISORDERS & SPEECH SCI	UCB	MA	26	22	23	25	27	35
51.0201	COMMUNICATION DISORDERS & SPEECH SCI	UCB	PH.D	1	0	1	2	2	2
51.0202	COMMUNICATION DISORDERS: AUDIOLOGY..	UNC	BA	8	5	7	9	21	30
51.0202	COMMUNICATION DISORDERS: AUDIOLOGY..	UNC	MA	13	5	12	8	7	14
51.0203	COMMUNICATION DISORDERS: SPEECH-LANG	UNC	BA	12	10	8	8	27	31
51.0203	COMMUNICATION DISORDERS: SPEECH-LANG	UNC	MA	12	13	9	11	5	15
51.0205	INTERPRETER TRAINING.....	FRCC	C		13	7	2	0	0
51.0205	INTERPRETER PREPARATION.....	FRCC	AAS		15	17	17	18	17
51.0401	DENTAL SURGERY.....	UCHSC	DDS	30	32	31	34	40	29
51.0601	DENTAL ASSISTING.....	FRCC	C	12	0	29	9	28	8
51.0601	DENTAL ASSISTANT TECHNOLOGY.....	MESA	C	8	8	5	8	1	0
51.0601	DENTAL ASSISTING.....	PPCC	C	0	9	3	11	13	9
51.0601	DENTAL ASSISTING.....	PPCC	AAS	4	8	5	2	5	2
51.0602	DENTAL HYGIENE.....	CNCC	AAS	18	19	17	20	20	18
51.0602	DENTAL HYGIENE.....	PCC	AAS	7	10	9	12	16	9
51.0602	DENTAL HYGIENE.....	UCHSC	BS	18	13	22	17	17	18
51.0701	HEALTH CARE MANAGEMENT.....	METRO	BS	23	38	27	24	17	28
51.0701	HEALTH ADMINISTRATION.....	UCD	MS	33	18	20	21	24	68
51.0705	MEDICAL OFFICE ASSISTING.....	ACC	C		10	2	6	7	7
51.0705	MEDICAL OFFICE ASSISTANT.....	MESA	C	12	7				
51.0705	MEDICAL OFFICE ASSISTING.....	ACC	AAS	2	6	2	2	5	6
51.0705	MEDICAL/DENTAL OFFICE MANAGEMENT....	CCA	AAS	0	0	0	1	1	0
51.0707	HEALTH INFORMATION TECHNOLOGY.....	ACC	AAS	12	9	14	26	19	29
51.0803	OCCUPATIONAL THERAPY ASSISTANT.....	PCC	AAS	16	17	14	9	20	16
51.0806	PHYSICAL THERAPIST ASSISTANT.....	ACC	AAS				15	20	16
51.0806	PHYSICAL THERAPIST ASSISTANT.....	MCC	AAS				7	9	14
51.0806	PHYSICAL THERAPIST ASSISTANT.....	PCC	AAS				13	15	13
51.0807	CHILD HEALTH ASSOCIATE/PHYSICIAN ASS	UCHSC	MS	21	10	7	8	10	7
51.0904	EMERGENCY MEDICAL TECHNOLOGY.....	ACC	C	1	0	0	0	1	
51.0904	EMERGENCY MEDICAL TECHNICIAN.....	AIMS	C	45	111	85	167	164	174
51.0904	EMERGENCY MEDICAL TECHNOLOGY.....	CMC	C			138	64	225	206
51.0904	EMERGENCY MEDICAL TECHNICIAN - BASIC	MCC	C	22	19	22	18	35	1
51.090402	EMERGENCY MEDICAL TRAINING (EMT-B)..	PPCC	C	1					1
51.0904	PARAMEDIC.....	ACC	AAS	1	2		1	2	
51.0905	NUCLEAR MEDICINE TECHNOLOGY.....	CCD	C	1		2			
51.0905	NUCLEAR MEDICINE TECHNOLOGY.....	CCD	AAS	5	7	2	4	0	
51.0907	RADIOLOGIC HEALTH SCIENCES PROGRAM..	CCD	C					3	1
51.0907	RADIOLOGIC TECHNOLOGY.....	AIMS	AAS	11	15	16	17	13	13
51.0907	RADIOLOGIC HEALTH SCIENCES PROGRAM..	CCD	AAS	14	9	13	16	28	39
51.0907	RADIOLOGIC TECHNOLOGY.....	MESA	AAS	7	12	11	12	12	9
51.0907	RADIOLOGIC TECHNOLOGY.....	PCC	AAS	13	7	12	13	18	15

Area 51
HEALTH SCIENCES

Cip Code	Program Name	Inst	Degree Title	Fy88	Fy89	Fy90	Fy91	Fy92	Fy93
51.0908	RADIATION THERAPY TECHNOLOGY.....	CCD	C	3	7	3	2	0	
51.0908	RADIATION THERAPY TECHNOLOGY.....	CCD	AAS	6	2	2	2		
51.0908	RESPIRATORY CARE TECHNOLOGY.....	FRCC	AAS	5	10	13	22	28	37
51.0908	RESPIRATORY CARE.....	PCC	AAS	14	5	1	5	12	7
51.0909	SURGICAL TECHNOLOGY.....	CCD	C	5	7	7	5	11	17
51.0909	SURGICAL TECHNOLOGY.....	PCC	C			3	5	5	1
51.0910	MAGNETIC RESONANCE.....	CCD	C				15	9	8
51.0999	BIOFEEDBACK THERAPY.....	AIMS	C	3	4	0			
51.1004	MEDICAL LABORATORY TECHNOLOGY.....	ACC	AAS	9	6	6	10	11	10
51.1005	MEDICAL TECHNOLOGY.....	ASC	BS	1				1	1
51.1005	MEDICAL LABORATORY SCIENCES.....	UCHSC	BSMLS	2	19	8	14	7	12
51.1005	MEDICAL TECHNOLOGY.....	UNC	BA	4	1	6	5	5	4
51.1005	MEDICAL TECHNOLOGY.....	USC	BS	0	1	2	2	0	
51.1005	LABORATORY MEDICINE.....	UCHSC	MS	1	0	0	0	0	
51.1201	MEDICINE.....	UCHSC	MD	126	117	128	123	123	133
51.1502	VICTIM ASSISTANCE.....	CCA	C	0	2	5	4	12	4
51.1502	HUMAN SERVICES CASE MGR/RESIDENTIAL	CCD	C			15	11	17	16
51.1502	PSYCHIATRIC TECHNICIAN.....	PCC	C	5	0	0	6	0	9
51.1502	SOCIAL SERVICES TECHNICIAN.....	PPCC	C	3	0	6	5	3	1
51.1502	HUMAN SERVICES TECHNICIAN.....	CCD	AAS	6	10	21	8	16	27
51.1502	SOCIAL SERVICES TECHNICIAN.....	PPCC	AAS	13	3	10	13	5	12
51.1502	MENTAL HEALTH - HUMAN SERVICES.....	USC	AA	1					
51.1601	NURSING.....	FRCC	C			0		21	43
51.1601	NURSING.....	ACC	AAS	34	43	43	60	51	71
51.1601	NURSING.....	CCD	AAS	45	87	59	87	73	81
51.1601	NURSING.....	FRCC	AAS	91	88	98	127	121	144
51.1601	NURSING.....	MCC	AAS					8	9
51.1601	NURSING.....	MESA	AAS						2
51.1601	NURSING.....	OJC	AAS	18	14	15	23	29	21
51.1601	NURSING.....	PCC	AAS	32	57	63	68	50	58
51.1601	NURSING.....	PPCC	AAS	79	58	75	48	60	54
51.1601	NURSING.....	TSJC	AAS	6	9	11	14	28	14
51.1601	NURSING.....	MESA	AS	41	23	25	32	36	26
51.1601	NURSING.....	MESA	BSN	23	71	61	37	31	63
51.1601	NURSING.....	METRO	BS	47	63	44	42	46	37
51.1601	NURSING.....	UCHSC	BS	100	88	126	131	137	126
51.1601	NURSING.....	UNC	BS	94	77	73	81	88	94
51.1601	NURSING.....	UNC	BSN	30	28	21	28	47	39
51.1601	NURSING.....	UCHSC	MS	104	69	77	67	74	94
51.1601	NURSING.....	UNC	MS	0	0	8	6	9	11
51.1601	NURSING.....	UCHSC	PH.D	3	5	4	6	11	13
51.1613	PRACTICAL NURSING.....	CCD	C	35	0	61	54	56	67
51.1613	PRACTICAL NURSING.....	FRCC	C	61	73	136	87	97	94
51.1613	PRACTICAL NURSING.....	LCC	C					17	24
51.1613	PRACTICAL NURSING.....	NJC	C	17	16	20	0	21	
51.1613	PRACTICAL NURSING.....	OJC	C	13	10	22	23	28	23
51.1613	PRACTICAL NURSING.....	PCC	C	56	60	47	49	57	49
51.1613	PRACTICAL NURSING.....	PPCC	C	22	13	14	30	28	15
51.1613	PRACTICAL NURSING.....	TSJC	C	3	18	14	30	24	23

Area 51
HEALTH SCIENCES

Cip Code	Program Name	Inst	Degree Title	Fy88	Fy89	Fy90	Fy91	Fy92	Fy93
51.1614	NURSING ASSISTANT.....	CMC	C	5	6	14	19	51	33
51.1614	NURSING ASSISTANT.....	OJC	C				19	10	
51.1615	HOME HEALTH AIDE / NURSE ASSISTANT..	MCC	C	3	2	2	1	3	
51.1615	NURSE AIDE / HOME HEALTH AIDE.....	RRCC	C			7	19	48	40
51.1699	RN REFRESHER PROGRAM - CERTIFIED....	RRCC	C			22	27	32	31
51.1801	OPTICIANARY TECHNOLOGY.....	CCA	AAS	1		1		1	1
51.1802	VISION CARE ASSISTANT.....	CMC	C	0	0	0	2	0	
51.2001	PHARMACY.....	UCB	BS	55	54	82	71		
51.2001	PHARMACY.....	UCHSC	BS					98	76
51.2001	PHARMACEUTICAL SCIENCES.....	UCB	PH.D	1	2	3	0	0	
51.2001	PHARMACEUTICAL SCIENCES.....	UCHSC	PH.D	0	0	0	0	5	
51.2201	PUBLIC HEALTH.....	UCHSC	MSPH	8	10	5	13	17	18
51.2202	ENVIRONMENTAL HEALTH.....	CSU	BS	7	16	23	15	22	34
51.2202	ENVIRONMENTAL HEALTH.....	CSU	MS	8	12	11	11	15	11
51.2202	ENVIRONMENTAL HEALTH.....	CSU	PH.D		2	2	3	2	3
51.2207	HEALTH.....	UNC	BS	8	5	7	7	17	10
51.2207	PUBLIC HEALTH.....	UNC	MPH	5			9	7	15
51.2305	MUSIC THERAPY.....	CSU	BA	6	7	5	0	0	
51.2306	OCCUPATIONAL THERAPY.....	CSU	BS	88	67	57	68	72	71
51.2306	OCCUPATIONAL THERAPY.....	CSU	MS	7	14	13	10	16	15
51.2308	PHYSICAL THERAPY.....	UCHSC	BS	35	33	34	45	0	
51.2308	PHYSICAL THERAPY.....	UCHSC	MS					45	49
51.2310	REHABILITATION COUNSELING.....	UNC	MA	13	17	16	15	11	15
51.2399	HUMAN REHABILITATIVE SERVICES.....	UNC	BS	15	20	27	19	15	30
51.2399	HUMAN REHABILITATION.....	UNC	PH.D	3	3	5	0	2	1
51.2401	VETERINARY MEDICINE.....	CSU	DVM	134	122	124	123	127	116
51.2501	VETERINARY SCIENCE.....	CSU	BS	7	0	0			
51.2501	CLINICAL SCIENCES.....	CSU	MS	14	3	10	2	5	9
51.2501	CLINICAL SCIENCES.....	CSU	PH.D	1	1	1			1
51.2601	GERIATRIC AIDE.....	AIMS	C					25	18
51.9999	ACTIVITY PROFESSIONAL TRAINING.....	ACC	C						2
51.9999	ALLIED HEALTH OCCUPATIONS.....	MCC	C	0	0	0	0	5	
51.9999	MEDICAL SCIENCE.....	UCHSC	BS	7	7	8	8	16	22
** Subtotal Area 51 - HEALTH SCIENCES				2059	2087	2490	2605	3167	3200

Area 52
BUSINESS AND MANAGEMENT

Cip Code	Program Name	Inst	Degree Title	Fy88	Fy89	Fy90	Fy91	Fy92	Fy93
52.0201	BUSINESS ADMINISTRATION.....	ACC	AAS	9	6	9	15	20	13
52.0201	BUSINESS MANAGEMENT.....	CMC	AAS	9					
52.0201	BUSINESS ADMINISTRATION.....	NJC	AAS	5	4	4	11	6	5
52.0201	BUSINESS ADMINISTRATION.....	ASC	BA/BS	70	90	82	86	80	89
52.0201	BUSINESS ADMINISTRATION.....	CSU	BS	415	497	474	498	525	517
52.0201	BUSINESS ADMINISTRATION.....	FLC	BA	144	127	145	116	83	101
52.0201	BUSINESS ADMINISTRATION.....	MESA	BBA	87	80	70	68	117	102
52.0201	MANAGEMENT.....	METRO	BS	104	81	123	99	106	122
52.0201	BUSINESS ADMINISTRATION.....	UCB	BS	770	718	647	703	749	739
52.0201	BUSINESS ADMINISTRATION.....	UCCS	BS	128	140	158	166	153	148
52.0201	BUSINESS ADMINISTRATION.....	UCD	BS	243	222	252	244	259	270
52.0201	BUSINESS ADMINISTRATION.....	UNC	BS	380	337	283	233	251	262
52.0201	BUSINESS MANAGEMENT.....	USC	BSBA	78	89	99	75	81	72
52.0201	BUSINESS ADMINISTRATION.....	WSC	BA	118	109	90	70	98	110
52.0201	BUSINESS ADMINISTRATION.....	CSU	MS/MBA	99	98	85	118	150	136
52.0201	BUSINESS ADMINISTRATION.....	UCB	MS/MBA	177	171	162	208	268	212
52.0201	BUSINESS ADMINISTRATION.....	UCCS	MBA	50	65	72	82	97	97
52.0201	BUSINESS ADMINISTRATION.....	UCD	MBA	193	214	183	191	200	318
52.0201	BUSINESS ADMINISTRATION.....	UNC	MBA	36	11	5	1	3	
52.0201	BUSINESS ADMINISTRATION.....	USC	MBA	9	3	5	5	25	23
52.0201	BUSINESS.....	WSC	MBA	10	17	17			
52.0201	BUSINESS ADMINISTRATION.....	UCB	PH.D	10	9	10	12	11	15
52.0204	OFFICE ADMINISTRATION.....	CNCC	C		0			4	2
52.0204	OFFICE SUPERVISION & MANAGEMENT.....	MESA	C			6	4	8	12
52.0204	SUPERVISORY MANAGEMENT.....	PPCC	C	1		4	1		1
52.0204	OFFICE SUPERVISION & MANAGEMENT.....	TSJC	C						1
52.0204	OFFICE ADMINISTRATION.....	CNCC	AAS	1	10	2	5	5	7
52.0204	OFFICE SUPERVISION & MANAGEMENT.....	MESA	AAS	8	21	16	34	29	22
52.0204	OFFICE SUPERVISION & MANAGEMENT.....	TSJC	AAS						4
52.0204	OFFICE MANAGEMENT.....	ASC	BA	1	2	0			
52.0299	MANAGEMENT.....	ACC	C			1	3	4	4
52.0299	MANAGEMENT.....	CCA	C		0			2	1
52.0299	MANAGEMENT.....	CCD	C					4	
52.0299	MANAGEMENT.....	FRCC	C		2	1		2	6
52.0299	BUSINESS MANAGEMENT.....	PPCC	C	4					
52.0299	MANAGEMENT.....	RRCC	C	1			5	2	2
52.0299	MANAGEMENT.....	ACC	AAS	8	14	11	14	8	12
52.0299	MANAGEMENT.....	CCA	AAS	11	13	16	12	28	21
52.0299	MANAGEMENT.....	CCD	AAS	3	11	12	2	6	2
52.0299	MANAGEMENT.....	FRCC	AAS	18	17	29	30	24	22
52.0299	BUSINESS MANAGEMENT.....	MCC	AAS	2	1	3	1	1	3
52.0299	APPLIED MANAGEMENT.....	NJC	AAS	1	1	1			
52.0299	BUSINESS MANAGEMENT.....	OJC	AAS	5	4	1	3	0	3
52.0299	BUSINESS MANAGEMENT.....	PCC	AAS	15	13	12	13	8	8
52.0299	BUSINESS MANAGEMENT.....	PPCC	AAS	33	26	30	14	23	21
52.0299	MANAGEMENT.....	RRCC	AAS	0	0	0	1	8	10
52.029902	APPLIED MANAGEMENT.....	CCA	AAS	0	0	0	2	4	
52.0299	TECHNICAL & INDUSTRIAL ADMINISTRATIO	METRO	BS	5	3	3	2	5	1
52.0301	ACCOUNTING.....	FLC	BA	36	36	40	39	20	37
52.0301	ACCOUNTING.....	MESA	BS	12	27	29	29	34	19
52.0301	ACCOUNTING.....	METRO	BS	126	177	189	163	149	130
52.0301	ACCOUNTING.....	USC	BSBA	41	35	32	39	28	27
52.0301	ACCOUNTING.....	WSC	BA	9	8	14	12	15	15
52.0301	ACCOUNTING.....	UCD	MS	7	25	17	26	29	34
52.0302	ACCOUNTING.....	ACC	C	5	0	0	0	0	

Area 52
BUSINESS AND MANAGEMENT

Cip Code	Program Name	Inst	Degree Title	Fy88	Fy89	Fy90	Fy91	Fy92	Fy93
52.0302	ACCOUNTING.....	CCA	C	8	5	4	9	8	12
52.0302	ACCOUNTING.....	CCD	C	23	12	53	44	2	1
52.0302	ACCOUNTING.....	CMC	C	4	8	19	10	8	11
52.0302	ACCOUNTING.....	FRCC	C	1	12	3	6	7	9
52.0302	BOOKKEEPING CLERK.....	MCC	C	3	5	1	3	0	1
52.0302	ACCOUNTING.....	NJC	C	0	1	7	0	0	
52.0302	ACCOUNTING CLERK.....	OJC	C	0	0	0	1	0	
52.0302	ACCOUNTING.....	RRCC	C	5	9	6	7	9	5
52.0302	ACCOUNTING.....	ACC	AAS	14	11	18	6	12	11
52.0302	ACCOUNTING.....	AIMS	AAS	41	28	17	21	19	28
52.0302	ACCOUNTING.....	CCA	AAS	12	12	10	12	10	20
52.0302	ACCOUNTING.....	CCD	AAS	2	10	8	7	4	9
52.0302	ACCOUNTING.....	CMC	AAS	3	4	5	7	9	9
52.0302	ACCOUNTING.....	FRCC	AAS	25	29	39	44	48	45
52.0302	ACCOUNTING.....	MCC	AAS	4	2	1	0	0	
52.0302	ACCOUNTING.....	MESA	AC	13	1	0	0	0	
52.0302	ACCOUNTING.....	NJC	AAS	2	1	4	5	3	5
52.0302	ACCOUNTING.....	PCC	AAS			4	4	5	8
52.0302	ACCOUNTING.....	PPCC	AAS	16	18	7	9	16	10
52.0302	ACCOUNTING.....	RRCC	AAS	18	17	11	14	16	16
52.0401	OFFICE TECHNOLOGIES.....	ACC	C	4	12	5	7	5	7
52.0401	OFFICE OCCUPATIONS.....	AIMS	C	31	21	18	12	10	13
52.0401	ADMIN. SUPPORT OCCUPATIONS.....	CCD	C	54	12	82	98	9	5
52.0401	OFFICE ADMINISTRATION.....	CMC	C	1	2	9	8	6	10
52.0401	OFFICE OCCUPATIONS.....	CNCC	C	2	2	2	3		
52.0401	CLERICAL.....	FRCC	C	38	22	25	17	22	7
52.0401	BUSINESS SYSTEMS TECHNOLOGY.....	LCC	C	4	8	8	7	1	1
52.0401	OFFICE PROFESSIONS.....	NJC	C	25	0	0	1	2	4
52.0401	SECRETARIAL SCIENCE.....	OJC	C	10	10	8	8	4	11
52.0401	BUSINESS & OFFICE TECHNOLOGIES.....	PCC	C	10	21	6	6	7	8
52.0401	OFFICE CAREERS.....	RRCC	C	14	12	10	28	11	28
52.0401	SECRETARIAL.....	TSJC	C	6					
52.0401	OFFICE TECHNOLOGIES.....	ACC	AAS	11	10	12	12	10	5
52.0401	OFFICE OCCUPATIONS.....	AIMS	AAS	33	33	38	28	35	36
52.0401	SECRETARIAL.....	CCA	AAS			1	4	3	3
52.0401	ADMIN. SUPPORT OCCUPATIONS.....	CCD	AAS	10	14	3	0	10	12
52.0401	OFFICE ADMINISTRATION.....	CMC	AAS	1	2	1	3	2	3
52.0401	OFFICE ADMINISTRATION (WD PR).....	CNCC	AAS	2		1			
52.0401	SECRETARIAL.....	FRCC	AAS	23	18	38	34	49	33
52.0401	BUSINESS SYSTEMS TECHNOLOGY.....	LCC	AAS						5
52.0401	OFFICE TECHNOLOGIES.....	MCC	AAS	1	1	0	1	1	4
52.0401	OFFICE PROFESSIONS.....	NJC	AAS	9	4	8	8	7	13
52.0401	SECRETARIAL SCIENCE.....	OJC	AAS	5	4	6	2	10	7
52.0401	BUSINESS & OFFICE TECHNOLOGIES.....	PCC	AAS	11	23	14	12	26	20
52.0401	OFFICE INFORMATION TECHNOLOGY.....	PPCC	AAS	9	13	10	8	9	10
52.0401	OFFICE CAREERS.....	RRCC	AAS	4	11	5	19	10	10
52.0401	SECRETARIAL.....	TSJC	AAS	5	5	7	8	4	
52.0401	SECRETARIAL STUDIES.....	FLC	AA	5	16				
52.0402	OFFICE MANAGEMENT - SPECIALIS METRO		C	1	0	0	0	0	
52.0403	LEGAL SECRETARIAL.....	MESA	C	3	3	1	0		
52.0403	JUDICIAL-LEGAL SECRETARY.....	AIMS	AAS	8	14	0	0		
52.0403	LEGAL INFORMATION TECHNOLOGY.....	PPCC	AAS	4	6	1	13	0	
52.0407	INFORMATION PROCESSING - TEC CENTER.	CCD	C					68	116
52.0407	INFORMATION PROCESSING TECHNICIAN...	CMC	C	4		3	4	4	
52.0407	WORD PROCESSING.....	MCC	C	5	2	1	1	9	2

Area 52
BUSINESS AND MANAGEMENT

Cip Code	Program Name	Inst	Degree Title	Fy88	Fy89	Fy90	Fy91	Fy92	Fy93
52.0407	WORD PROCESSING.....	MESA	C	2	3	0	0		
52.0407	WORD PROCESSING.....	PPCC	C	22	18	15	10	8	3
52.0407	COMPUTER INFORMATION SPECIALIST.....	OJC	AAS	2	2	1	2		
52.0408	STENOGRAPHER.....	MCC	C	0	1	0	1	0	2
52.0408	CLERK TYPIST.....	NJC	C	3	4	1	0	0	
52.0408	CLERICAL.....	PPCC	C	1	4	3	3	0	2
52.0408	CLERICAL.....	TSJC	C		2		2	3	
52.040802	OFFICE CLERICAL.....	MESA	C	3					
52.0601	BUSINESS ECONOMICS.....	USC	BSBA	4	1	1	5	2	3
52.0701	SMALL BUSINESS MANAGEMENT.....	CMC	C	2	0	0			0
52.0701	SMALL BUSINESS MANAGEMENT & OWNERSHI	FRCC	C			8		6	2
52.0701	SMALL BUSINESS MANAGEMENT.....	LCC	C		8	3	6		12
52.0701	SMALL BUSINESS ADMINISTRATION.....	CNCC	AAS	0	3	3	2	1	3
52.0801	FINANCE.....	METRO	BS	52	72	68	70	62	57
52.0801	FINANCE.....	UCD	MS	5	5	14	25	43	66
52.0803	FINANCIAL SERVICES.....	CCD	C	1					
52.0803	BANKING & FINANCIAL SERVICES.....	ACC	AAS				1	1	1
52.0803	BANKING & FINANCIAL SERVICES.....	CCA	AAS						1
52.0803	FINANCIAL SERVICES.....	CCD	AAS		1	1			
52.0803	FINANCIAL SERVICES.....	PPCC	AAS		2	1	2	1	3
52.0803	FINANCIAL SERVICE.....	RRCC	AAS					1	
52.0901	HOSPITALITY AND RESTAURANT ADMINISTR	CCD	C	1	0	0	0	0	
52.0901	HOSPITALITY MANAGEMENT.....	ACC	AAS						1
52.0901	HOSPITALITY, MEETING AND TRAVEL ADMI	METRO	BA	21	35	38	42	42	42
52.0902	RESTAURANT MANAGEMENT.....	CSU	BS	9	5	8	9	11	12
52.0903	SUPERVISION/MGMT OF SKI AREA OPERATI	CMC	C						1
52.0903	SUPERVISION/MGMT OF SKI AREA OPERATI	CMC	AAS	12	12	5	12	3	7
52.0903	TRAVEL RECREATION & HOSPITALITY MG	MESA	AAS	12	21	21	19	23	21
52.1001	INTERPRETER TRAINING.....	FRCC	C	9					
52.1001	INTERPRETER TRAINING.....	FRCC	AAS	6					
52.1003	MANAGEMENT AND ORGANIZATION.....	UCD	MS	5		22	19	35	23
52.1101	INTERNATIONAL BUSINESS.....	ACC	C						1
52.1201	COMPUTER INFORMATION SYSTEMS.....	ACC	C	4	4	2	5	7	3
52.1201	COMPUTER INFORMATION SYSTEMS.....	CCA	C	1		5	1	1	1
52.1201	MICRO COMPUTER MANAGER.....	CMC	C					1	2
52.1201	COMPUTER INFORMATION SYSTEMS.....	FRCC	C	2	4	4	7	21	20
52.1201	BUSINESS COMFUTER INFORMATION SYSTEM	MESA	C		2	1	2	4	1
52.1201	MICRO-COMPUTER OPERATIONS.....	OJC	C	2	5	1	7	3	2
52.1201	COMPUTER INFORMATION SYSTEMS.....	PCC	C	2	8	7	4	9	1
52.1201	MICROCOMPUTER SPECIALISTS.....	PPCC	C	11	19	9	5	9	4
52.1201	COMPUTER INFORMATION SYSTEMS.....	RRCC	C	2		1	3	6	4
52.1201	COMPUTER INFORMATION SYSTEMS.....	ACC	AAS	14	9	10	15	11	19
52.1201	BUSINESS INFORMATION SYSTEMS.....	AIMS	AAS	13	14	12	6	11	10
52.1201	COMPUTER INFORMATION SYSTEMS.....	CCA	AAS	15	12	4	12	13	18
52.1201	COMPUTER INFORMATION SYSTEMS.....	FRCC	AAS	17	27	27	19	21	22
52.1201	BUSINESS COMPUTER INFORMATION SYSTEM	MESA	AAS	5	4	7	4	4	5
52.1201	BUSINESS MICRO-COMPUTER SPECIALIST..	OJC	AAS	3	2	4	6	7	3

Area 52
BUSINESS AND MANAGEMENT

Cip Code	Program Name	Inst	Degree Title	Fy88	Fy89	Fy90	Fy91	Fy92	Fy93
52.1201	COMPUTER INFORMATION SYSTEMS.....	PCC	AAS	20	15	13	8	9	8
52.1201	COMPUTER INFORMATION TECHNOLOGY.....	PPCC	AAS	27	28	14	11	14	13
52.1201	COMPUTER INFORMATION SYSTEMS.....	RRCC	AAS	9	7	7	12	14	17
52.1201	COMPUTER INFORMATION SYSTEMS.....	TSJC	AAS	8	4	5	5	3	2
52.1202	COMPUTER INFORMATION SYSTEMS.....	CCD	C	0	8	8	8	3	3
52.1202	COMPUTER INFORMATION SYSTEMS.....	CCD	AAS	4	3	12	4	3	6
52.1399	TECHNICAL MANAGEMENT.....	METRO	BS	5	4	2	3	0	
52.1401	MARKETING.....	ACC	C		1		1	3	
52.1401	MARKETING.....	CCD	C				4	10	7
52.1401	MARKETING.....	FRCC	C					1	
52.1401	MARKETING MANAGEMENT.....	NJC	C	1	0	0	0	1	
52.1401	MARKETING MANAGEMENT.....	PPCC	C	2	3	2		2	
52.1401	MARKETING.....	RRCC	C	1			1	2	1
52.1401	MARKETING.....	ACC	AAS	0	9	3	11	10	9
52.1401	MARKETING MANAGEMENT.....	AIMS	AAS	58	43	41	46	34	37
52.1401	MARKETING.....	CCA	AAS	1	5	5		5	1
52.1401	MARKETING.....	CCD	AAS	4	4	4	2	16	8
52.1401	MARKETING.....	FRCC	AAS	9	8	17	8	10	8
52.1401	MARKETING MANAGEMENT.....	NJC	AAS	12	6	11	11	12	11
52.1401	MARKETING MANAGEMENT.....	PPCC	AAS	14	8	4	7	9	5
52.1401	MARKETING.....	RRCC	AAS	9	22	14	14	1	5
52.1401	MARKETING.....	METRO	BS	68	51	80	54	73	78
52.1401	MARKETING.....	UCD	MS	1	1	8	18	27	38
52.1499	INDUSTRIAL MARKETING.....	METRO	BS	1	0	0	0	0	
52.1501	REAL ESTATE.....	CMC	C			1		1	
52.1501	REAL ESTATE.....	RRCC	C	0	0	3	0	0	
52.1501	REAL ESTATE.....	RRCC	AAS	0	0	0	1	0	
** Subtotal Area 52 - BUSINESS AND MANAGEMENT				4561	4559	4545	4571	4875	4994

Appendix C¹

A	1
B	1
C	1
D	2
E	2
F	3
G	3
H	3
I	3
J	4
K	4
L	4
M	4
N	4
O	4
P	5
R	5
S	5
T	6
U	6
V	6
W	6
Y	6
Z	6

¹ If you know a program name and need to lookup the CIP code, use this appendix. Program names are names as of 1993. New program names, somewhere in the system, are listed with a single asterisk while new programs are listed with a double asterisk. Some standard programs, like Liberal Arts and Nursing, opened in FY 93 at MESA. See Appendix A for a listing by institution and Appendix B for general area categories.

Alphabetical Listing by Program Name
to
CIP Code Crosswalk

Program Name	Cip code	Program Name	Cip code
ACCOUNTING.....	52.0301	AUTO TECHNOLOGY.....	47.0604
ACCOUNTING.....	52.0302	AUTOMATED SYSTEMS.....	15.0405
ACCOUNTING CLERK.....	52.0302	AUTOMATION SYSTEMS & ROBOTICS.....	15.0405
ACTIVITY PROFESSIONAL TRAINING.....**	51.9999	AUTOMOBILE BODY REPAIR.....	47.0603
ADMIN. SUPPORT OCCUPATIONS.....	52.0401	AUTOMOTIVE COLLISION REPAIR TECHNOLOGY.....	47.0603
ADMINIS. SUPERVISION CURRICULUM DEV....	13.0401	AUTOMOTIVE MECHANICS.....	47.0604
ADMINISTRATION OF JUSTICE.....	43.0103	AUTOMOTIVE MECHANICS TECHNOLOGY.....	47.0604
ADVANCED MANUFACTURING SYSTEMS TECHNOLO	15.0405	AUTOMOTIVE PARTS & SERVICE MANAGEMENT..	15.0803
AEROSPACE ENGINEERING SCIENCES.....	14.0201	AUTOMOTIVE SERVICE.....	47.0604
AFRICAN AMERICAN STUDIES.....	05.0201	AUTOMOTIVE SERVICE & TECHNOLOGY.....	47.0604
AFRICAN AND MIDDLE EASTERN STUDIES.....	05.0108	AUTOMOTIVE TECHNOLOGY.....	47.0604
AGENCY COUNSELING.....	13.1101	AVIATION MAINTENANCE MANAGEMENT.....	47.0609
AGENCY COUNSELING.....	42.0601	AVIATION MAINTENANCE TECHNOLOGY.....	47.0608
AGRI-BUSINESS.....**	01.0102	AVIATION MANAGEMENT.....	49.0104
AGRICULTURAL & RESOURCE ECONOMICS.....	01.0103	AVIATION TECHNOLOGY.....*	49.0102
AGRICULTURAL BUSINESS.....	01.0102		
AGRICULTURAL ECONOMICS.....	01.0103	BANKING & FINANCIAL SERVICES.....**	52.0803
AGRICULTURAL EDUCATION.....	02.9999	BASIC PEACE OFFICER TRAINING ACADEMY...*	43.0107
AGRICULTURAL ENGINEERING.....	14.0301	BASIC SCIENCE.....	30.0101
AGRICULTURAL SCIENCE.....	02.0101	BEHAVIORAL SCIENCE.....	45.9999
AGRICULTURAL SCIENCES.....	02.0101	BIO-AGRICULTURAL SCIENCE.....	02.0101
AGRICULTURAL TECHNOLOGY.....	01.0501	BIOCHEMISTRY.....**	26.0202
AGRICULTURAL/ NATURAL RESOURCES JOURNAL*	09.0499	BIOFEEDBACK THERAPY.....	51.0999
AGRICULTURE DIESEL EQUIPMENT.....	01.0201	BIOLOGICAL & AGRICULTURAL SCIENCES.....	30.9999
AGRONOMY.....	02.0402	BIOLOGICAL SCIENCE.....	26.0101
AIR CONDITIONING & REFRIGERATION.....	15.0501	BIOLOGICAL SCIENCES.....	26.0101
AIR CONDITIONING & REFRIGERATION TECH..	15.0501	BIOLOGY.....	26.0101
AIR CONDITIONING, HEATING & REFRIG TECH	15.0501	BIOMEDICAL BASIC SCIENCES.....*	26.0699
AIRFRAME POWER PLANT.....	47.0608	BIOMETRICS.....	26.0614
ALLIED HEALTH OCCUPATIONS.....	51.9999	BIOPHYSICS AND GENETICS.....	26.0203
AMERICAN STUDIES.....	05.0102	BLACK STUDIES.....	05.0201
ANALYTIC HEALTH SCIENCES.....*	26.0614	BOOKKEEPING CLERK.....	52.0302
ANATOMY.....	26.0601	BOTANY.....	26.0301
ANIMAL SCIENCES.....	02.0201	BRICKLAYING.....	4.0101
ANTHROPOLOGY.....	45.0201	BROADCASTING.....	10.0104
APPAREL & MERCHANDISING.....	19.0901	BROADCASTING & PRODUCTION TECHNOLOGY...	10.0104
APPLIED CHEMISTRY.....	40.0599	BUILDING CONSTRUCTION.....	46.9999
APPLIED MANAGEMENT.....	52.0299	BUILDING TRADES.....	46.9999
APPLIED MATHEMATICS.....*	27.0301	BUSINESS.....	52.0201
APPLIED MATHEMATICS (CU SYS).....	27.0301	BUSINESS & OFFICE TECHNOLOGIES.....	52.0401
APPLIED MECHANICS.....	14.1101	BUSINESS ADMINISTRATION.....	52.0201
APPLIED NATURAL SCIENCE.....	30.0101	BUSINESS COMPUTER INFORMATION SYSTEMS..	52.1201
APPLIED PHYSICS.....	40.0899	BUSINESS ECONOMICS.....	52.0601
APPLIED STATISTICS & RESEARCH METHODS..	13.0603	BUSINESS EDUCATION.....	13.1303
APPLIED TECHNOLOGY.....*	15.0303	BUSINESS EDUCATION AND COMMUNICATIONS..	13.1303
AQUACULTURE TECHNICIAN.....**	01.0303	BUSINESS INFORMATION SYSTEMS.....	52.1201
ARCHITECTURAL DESIGN.....	15.0101	BUSINESS MANAGEMENT.....	52.0201
ARCHITECTURAL ENGINEERING.....	14.0401	BUSINESS MANAGEMENT.....	52.0299
ARCHITECTURAL TECHNOLOGY.....	15.0101	BUSINESS MICRO-COMPUTER SPECIALIST....	52.1201
ARCHITECTURE.....	04.0201	BUSINESS SYSTEMS TECHNOLOGY.....**	52.0401
ARCHITECTURE & CONSTRUCTION TECHNOLOGY.	15.0101	BUSINESS TEACHER EDUCATION.....	13.1303
ART.....	50.0701		
ART EDUCATION.....	13.1302	CARPENTRY.....	46.0201
ARTS & HUMANITIES.....	24.0103	CARPENTRY & FINE WOOD WORKING.....*	46.0201
ARTS IN MUSIC.....	50.9999	CELL & DEVELOPMENTAL BIOLOGY.....	26.0401
ASIAN STUDIES.....	05.0103	CENTRAL & EAST EUROPEAN STUDIES.....	05.0105
ASSOCIATE OF GENERAL STUDIES.....**	24.0102	CHEMICAL & PETROLEUM REFINING ENGINEERI	14.0701
ASTRO-PHYS. PLANETARY & ATMOSPHERIC SCI	40.0703	CHEMICAL EDUCATION.....**	40.0599
ATMOSPHERIC SCIENCE.....	40.0401	CHEMICAL ENGINEERING.....	14.0701
AUTO BODY REPAIR.....	47.0603	CHEMICAL OPERATOR TRAINING.....	41.0301
AUTO BODY REPAIR & PAINTING.....*	47.0603	CHEMICAL PHYSICS.....	40.0506
AUTO COLLISION REPAIR.....*	47.0603	CHEMISTRY.....	40.0501
AUTO MECHANICS.....	47.0604	CHICANO STUDIES.....	05.0203



Alphabetical Listing by Program Name
to
CIP Code Crosswalk

Program Name	Cip code	Program Name	Cip code
CHILD HEALTH ASSOCIATE/PHYSICIAN ASSIST*	51.0807	DENTAL ASSISTING.....	51.0601
CHILDREN'S GROUP LEADER.....	20.0203	DENTAL HYGIENE.....	51.0602
CHINESE.....	16.0301	DENTAL SURGERY.....	51.0401
CIVIL ENGINEERING.....	14.0801	DESIGN, MERCHANDISING, & CONSUMER SCIEN	19.0402
CIVIL ENGINEERING TECHNOLOGY.....	15.0201	DETENTION OFFICER TRAINING.....	43.0102
CLASSICS.....	16.1201	DIESEL MECHANICS.....	47.0605
CLERICAL.....	52.0401	DIESEL POWER MECHANICS.....	47.0605
CLERICAL.....	52.0408	DIESEL POWER TECHNOLOGY.....	47.0605
CLERK TYPIST.....	52.0408	DIESEL TRUCK DRIVING.....	49.0205
CLINICAL SCIENCES.....	51.2501	DIETETIC TECHNOLOGY.....	20.0404
COLLEGE STUDENT PERSONNEL ADMINISTRATIO	13.1102	DIETETICS.....	19.0503
COLORADO LAW ENFORCEMENT TRAINING ACADE	43.0107	DISTRIBUTED STUDIES.....	30.9999
COLORADO NANNY ACADEMY.....	20.0299	DRAFTING.....	48.0101
COMMERCIAL ART.....	50.0402	DRAFTING & DESIGN TECHNOLOGY.....	48.0101
COMMERCIAL FOOD SERVICE MANAGEMENT.....	20.0401	DRAFTING FOR INDUSTRY.....*	48.0101
COMMERCIAL PHOTOGRAPHY.....	50.0406	DRAFTING TECHNOLOGY.....	15.0101
COMMUNICATION.....	09.0101	DRAFTING TECHNOLOGY.....**	48.0101
COMMUNICATION AND THEATRE.....	09.0101		
COMMUNICATION ARTS.....	09.0101	EARLY CHILDHOOD CENTER DIRECTOR.....	20.0203
COMMUNICATION DISORDERS.....	51.0201	EARLY CHILDHOOD EDUCATION.....	13.1204
COMMUNICATION DISORDERS & SPEECH SCIENC	51.0201	EARLY CHILDHOOD EDUCATION.....	20.0203
COMMUNICATION DISORDERS: AUDIOLOGY.....	51.0202	EARLY CHILDHOOD EDUCATION & MANAGEMENT.	20.0203
COMMUNICATION DISORDERS: SPEECH-LANG PA	51.0203	EARTH RESOURCES.....	40.0703
COMMUNICATIONS MULTI-MAJOR.....	09.9999	EARTH SCIENCES.....	40.0703
COMPARATIVE LITERATURE.....	23.0301	ECOLOGICAL ENGINEERING.....	26.0603
COMPUTER & ELECTRONICS TECHNOLOGY.....*	15.0303	ECONOMICS.....	45.0601
COMPUTER AND TELECOMMUNICATIONS TECHNOL	15.0402	ED-SOCIAL MULTICUL. & BILINGUAL FOUNDAT	13.0901
COMPUTER INFORMATION SPECIALIST.....	52.0407	EDUC-EDUCATIONAL/PSYCHOLOGICAL STUDIES.	13.0802
COMPUTER INFORMATION SYSTEMS.....	52.1201	EDUC-INSTRUCTION AND CURRICULUM.....	13.0301
COMPUTER INFORMATION SYSTEMS.....	52.1202	EDUC-RESEARCH AND EVALUATION METHODOLOG	13.0601
COMPUTER INFORMATION SYSTEMS & MGT SCIE	11.0101	EDUCATION.....	13.0101
COMPUTER INFORMATION TECHNOLOGY.....	52.1201	EDUCATIONAL LEADERSHIP.....	13.0401
COMPUTER MAINTENANCE.....	15.0402	EDUCATIONAL MATHEMATICS.....**	27.9999
COMPUTER SCIENCE.....	11.0101	EDUCATIONAL MEDIA.....	13.0501
COMPUTER SCIENCE.....	11.0701	EDUCATIONAL PSYCHOLOGY.....	13.0802
COMPUTER SCIENCE AND ENGINEERING.....	11.0701	EDUCATIONAL TECHNOLOGY.....	13.9999
COMPUTER SCIENCE INFORMATION SYSTEMS...	11.0101	ELECTRIC LINeworker.....	46.0303
COMPUTER SCIENCE TECHNOLOGY.....	11.0101	ELECTRICAL & COMPUTER ENGINEERING.....	14.0901
CONSTRUCTION MANAGEMENT.....	15.1001	ELECTRICAL ENGINEERING.....*	14.1001
CONSTRUCTION MANAGEMENT.....	46.9999	ELECTRICAL ENGINEERING (CU SYS).....	14.1001
CONSTRUCTION SUPERVISION.....	46.9999	ELECTRICITY: INDUSTRIAL/COMMERCIAL.....	46.0302
CONSTRUCTION TECHNOLOGY.....	46.0201	ELECTRONIC DATA PROCESSING.....	11.0301
CONSTRUCTION TRADES.....**	46.9999	ELECTRONIC DIGITAL TECHNOLOGY.....	15.0303
CONSTRUCTION TRADES TECHNOLOGY.....	46.9999	ELECTRONIC ENGINEERING TECHNOLOGY.....	15.0303
CONSUMER ELECTRONICS TECHNOLOGY.....	47.0103	ELECTRONIC PUBLISHING.....	48.0212
CONSUMER SCIENCES.....	19.0402	ELECTRONICS ENGINEERING TECHNOLOGY.....	15.0303
CONTRACT MAJORS.....	30.9999	ELECTRONICS TECHNOLOGY.....**	15.0303
CORRECTIONS.....**	43.0103	ELEMENTARY EDUCATION.....	13.1202
COSMETOLOGY.....	12.0403	ELEMENTARY EDUCATION: BILINGUAL-BICULTU	13.0201
COUNSELING PSYCHOLOGY.....	42.0601	ELEMENTARY EDUCATION: EARLY CHILDHOOD E	13.1204
COUNSELING PSYCHOLOGY & COUNSELOR EDUC.	13.1101	ELEMENTARY SCHOOL COUNSELING.....	13.1101
COUNSELOR EDUCATION.....	13.1101	EMERGENCY MEDICAL TECHNICIAN.....	51.0904
CREATIVE WRITING.....	23.0501	EMERGENCY MEDICAL TECHNICIAN - BASIC...	51.0904
CRIMINAL JUSTICE.....*	43.0103	EMERGENCY MEDICAL TECHNOLOGY.....	51.0904
CRIMINAL JUSTICE & CRIMINOLOGY.....	43.0103	EMERGENCY MEDICAL TRAINING (EMT-B).....	51.0904
CRIMINAL JUSTICE ADMINISTRATION.....	43.0103	ENERGY EFFICIENT BUILDING TECHNOLOGY...	46.9999
CRIMINALISTICS.....	43.0106	ENERGY MAINTENANCE & CONTROL SYSTEMS TE**	15.0503
CULINARY ARTS.....*	20.0401	ENERGY TECHNOLOGY.....*	15.0505
CURRICULUM & INSTRUCTION.....	13.0301	ENGINEER OF MINES.....**	14.2101
CURRICULUM AND INSTRUCTION.....	13.0301	ENGINEERING.....	14.0101
		ENGINEERING PHYSICS.....	14.1201
DANCE.....	50.0301	ENGINEERING SCIENCE.....	14.1301
DENTAL ASSISTANT TECHNOLOGY.....	51.0601	ENGINEERING TECHNOLOGY.....	15.9999

Alphabetical Listing by Program Name
to
CIP Code Crosswalk

Program Name	Cip code	Program Name	Cip code
ENGINEERING TECHNOLOGY.....*	48.0101	GEOLOGICAL ENGINEER/GEOLOGY.....	14.1501
ENGLISH.....	23.0101	GEOLOGICAL ENGINEERING.....	14.1501
ENGLISH WRITING PROGRAM.....	23.0401	GEOLOGY.....	40.0601
ENTOMOLOGY.....	26.0702	GEOPHYSICAL ENGINEER/GEOPHYSICS.....	14.1601
ENVIRONMENTAL POPULATION ORGANIS. BIO	26.0101	GEOPHYSICAL ENGINEERING.....	14.1601
ENVIRONMENTAL & REFRIGERATION TECHNOLOG	15.0501	GEOPHYSICS.....	40.0603
ENVIRONMENTAL COMP. TECHNOLOGY.....**	15.0507	GERIATRIC AIDE.....	51.2601
ENVIRONMENTAL DESIGN.....	04.0401	GERMAN.....	16.0501
ENVIRONMENTAL HEALTH.....	51.2202	GERMANIC STUDIES.....	16.0501
ENVIRONMENTAL PROTECTION TECH.....	15.0507	GERONTOLOGY.....	19.0705
ENVIRONMENTAL RESTORATION ENGINEERING T	15.0599	GRADUATE INTERDISCIPLINARY DEGREE PROGR	30.9999
ENVIRONMENTAL SCIENCE & ENGINEERING....**	14.1401	GRAPHIC ARTS.....	48.0201
ENVIRONMENTAL SCIENCE TECHNOLOGY.....**	15.0507	GRAPHIC ARTS TECHNOLOGY.....	48.0201
ENVIRONMENTAL SCIENCES.....	03.0102	GRAPHIC DESIGN.....	50.0402
ENVIRONMENTAL STUDIES.....*	03.0101	GRAPHIC DESIGN & ILLUSTRATION.....*	50.0402
EQUINE SCIENCE.....	02.0299	GRAPHIC TECHNOLOGY.....	48.0201
ETHNIC STUDIES.....*	05.0201	GUIDANCE & COUNSELING.....	42.0601
EXERCISE & SPORT SCIENCE.....	31.0505	GUIDANCE & HUMAN SERVICES.....	13.1101
EXERCISE PHYSIOLOGY & LEISURE SCIENCE..	31.0505	GUNSMITHING.....	47.0402
EXERCISE SCIENCE.....	31.0505		
EXPERIMENTAL PATHOLOGY.....	26.0704		
		HEALTH.....	51.2207
FACILITIES MANAGEMENT.....	46.0401	HEALTH ADMINISTRATION.....	51.0701
FARM & RANCH BUSINESS MANAGEMENT.....**	01.0104	HEALTH CARE MANAGEMENT.....	51.0701
FARM & RANCH MANAGEMENT.....**	01.0104	HEALTH EDUCATION.....	13.1307
FARM AND RANCH BUSINESS MANAGEMENT.....	01.0104	HEALTH FITNESS TECHNOLOGY.....	31.0504
FASHION MERCHANDISING.....	08.0102	HEALTH INFORMATION TECHNOLOGY.....*	51.0707
FILM STUDIES.....	50.0601	HEALTH, PHYSICAL EDUCATION & RECREATION	13.1314
FINANCE.....	52.0801	HEAVY EQUIPMENT & DIESEL MECHANIC....**	47.0605
FINANCIAL SERVICE.....	52.0803	HEAVY EQUIPMENT MECHANICS.....	47.0302
FINANCIAL SERVICES.....	08.0401	HEAVY EQUIPMENT OPERATOR.....	47.0302
FINANCIAL SERVICES.....	52.0803	HEAVY VEHICLE MECHANICS.....	47.0302
FINE ARTS.....	50.0701	HISPANIC STUDIES.....	05.0203
FIRE SCIENCE.....	43.0203	HISTORY.....	45.0801
FIRE SCIENCE TECHNOLOGY.....	43.0201	HISTORY & GOVERNMENT.....	45.9999
FIRE SCIENCE TECHNOLOGY.....	43.0203	HOME ECONOMICS.....	19.0101
FIRE SERVICE TECHNOLOGY.....	43.0201	HOME HEALTH AIDE / NURSE ASSISTANT....	51.1615
FIRE SERVICE TRAINING ACADEMY.....	43.0203	HORSE TRAINING & MANAGEMENT.....	01.0505
FIRE SERVICES ADMINISTRATION.....**	43.0202	HORTICULTURE.....	02.0403
FISHERY & WILDLIFE BIOLOGY.....	03.0301	HOSPITALITY AND RESTAURANT ADMINISTRATI	52.0901
FISHERY BIOLOGY.....	03.0301	HOSPITALITY MANAGEMENT.....**	52.0901
FOOD MANAGEMENT.....	20.0401	HOSPITALITY, MEETING AND TRAVEL ADMIN..	52.0901
FOOD PREP SCIENCE.....	20.0401	HUMAN DEVELOPMENT & FAMILY STUDIES....	19.0701
FOOD SCIENCE & NUTRITION.....	19.0501	HUMAN NUTRITION & DIETETICS.....	19.0501
FOOD SCIENCE & TECHNOLOGY.....	02.0301	HUMAN NUTRITION & DIETETICS.....	19.0503
FOREIGN LANGUAGES.....	16.0101	HUMAN PERFORMANCE & SPORT.....	31.0505
FOREIGN LANGUAGES & LITERATURES.....	16.0101	HUMAN REHABILITATION.....	51.2399
FOREST SCIENCES.....*	03.0502	HUMAN REHABILITATIVE SERVICES.....	51.2399
FOREST, WILDLIFE & NATURAL RESOURCES...**	03.0601	HUMAN SERVICES.....	44.0701
FORESTRY.....	03.0502	HUMAN SERVICES CASE MGR/RESIDENTIAL AID*	51.1502
FOUNDATIONS.....	13.0901	HUMAN SERVICES TECHNICIAN.....	51.1502
FRENCH.....	16.0901	HUMANITIES.....	24.0103
		HYDRAULIC PNEUMATIC TECHNOLOGY.....	15.1103
GENERAL AGRICULTURE.....	02.0101		
GENERAL EDUCATION.....	24.0102	INDIVIDUALLY STRUCTURED MAJOR.....	30.9999
GENERAL SCIENCE.....	40.0101	INDUSTRIAL & TECHNICAL STUDIES.....	15.0603
GENERAL STUDIES.....	24.0102	INDUSTRIAL ARTS.....	13.1319
GEOCHEMISTRY.....	40.0602	INDUSTRIAL DESIGN.....	50.0404
GEOGRAPHY.....	45.0701	INDUSTRIAL EDUCATION.....	13.1309
GEOGRAPHY AND ENVIRONMENTAL STUDIES....	45.0701	INDUSTRIAL EDUCATION.....	15.0603
GEOL ENGR/HYDROGEO/EXPLOR SCI/ENGR GEOL	14.1501	INDUSTRIAL ENGINEERING.....	14.1701
		INDUSTRIAL MARKETING.....	52.1499

Alphabetical Listing by Program Name
to
CIP Code Crosswalk

Program Name	Cip code	Program Name	Cip code
INDUSTRIAL SCIENCE & TECHNOLOGY.....	15.0603	MANAGEMENT.....*	52.0299
INDUSTRIAL SCIENCES.....	13.1309	MANAGEMENT AND ORGANIZATION.....	52.1003
INDUSTRIAL SCIENCES & TECHNOLOGY.....	15.0603	MANUFACTURING TECHNOLOGY CLUSTER.....*	48.0503
INDUSTRIAL TECHNOLOGY.....	15.0603	MARKETING.....	52.1401
INDUSTRIAL TECHNOLOGY.....	47.0303	MARKETING MANAGEMENT.....	08.0708
INFORMATION & LEARNING TECHNOLOGIES...*	25.0101	MARKETING MANAGEMENT.....	52.1401
INFORMATION MEDIA TECHNOLOGY.....	10.0101	MASS COMMUNICATION.....	09.0403
INFORMATION PROCESSING - TEC CENTER....	52.0407	MATERIALS SCIENCE.....	14.1801
INFORMATION PROCESSING TECHNICIAN.....	52.0407	MATHEMATICAL PHYSICS.....	40.0810
INFORMATION SYSTEMS.....	11.0401	MATHEMATICS.....	27.0101
INSTRUMENTATION TECHNOLOGY.....	15.0404	MATHEMATICS & COMPUTER SCIENCE.....	27.0101
INTERDISCIPLINARY STUDIES.....	30.9999	MATHEMATICS EDUCATION.....	13.1311
INTERIOR DESIGN.....	04.0501	MECHANICAL DESIGN TECHNOLOGY.....	15.0805
INTERIOR DESIGN.....	50.0408	MECHANICAL DRAFTING & DESIGN TECHNOLOGY	15.0805
INTERNATIONAL AFFAIRS.....	45.0901	MECHANICAL ENGINEERING.....	14.1901
INTERNATIONAL BUSINESS.....**	52.1101	MECHANICAL ENGINEERING TECHNOLOGY.....	15.0805
INTERPRETER PREPARATION.....*	51.0205	MECHANICAL ENGINEERING TECHNOLOGY.....	15.0899
INTERPRETER TRAINING.....	51.0205	MEDICAL LABORATORY SCIENCES.....	51.1005
INTERPRETER TRAINING.....	52.1001	MEDICAL LABORATORY TECHNOLOGY.....	51.1004
ITALIAN.....	16.0902	MEDICAL OFFICE ASSISTANT.....	51.0705
		MEDICAL OFFICE ASSISTING.....	51.0705
		MEDICAL PHYSICS.....	26.0611
JAPANESE.....	16.0302	MEDICAL SCIENCE.....	51.9999
JOURNALISM.....	09.0401	MEDICAL TECHNOLOGY.....	51.1005
JOURNALISM (PRINTED MEDIA).....	09.0401	MEDICAL/DENTAL OFFICE MANAGEMENT.....	51.0705
JUDICIAL-LEGAL SECRETARY.....	52.0403	MEDICINE.....	51.1201
JUNIOR HIGH / SECONDARY SCIENCE.....	13.1316	MENTAL HEALTH - HUMAN SERVICES.....	51.1502
		METALLURGICAL & MATERIALS ENGINEERING..	14.2001
		METALLURGY.....	40.0701
KINESIOLOGY.....	31.0505	METEOROLOGY.....	40.0401
		MICRO COMPUTER MANAGER.....	52.1201
LABORATORY MEDICINE.....	51.1005	MICRO-COMPUTER OPERATIONS.....	52.1201
LAND USE.....	04.9999	MICROBIOLOGY.....	26.0501
LANDSCAPE & TURF MANAGEMENT.....	01.0607	MICROBIOLOGY & IMMUNOLOGY.....	26.0501
LANDSCAPE ARCHITECTURAL TECHNOLOGY.....	01.0605	MICROCOMPUTER SPECIALISTS.....	52.1201
LANDSCAPE ARCHITECTURE.....	04.0601	MIDDLE SCHOOL EDUCATION.....	13.1203
LANDSCAPE HORTICULTURE.....	01.0605	MINERAL ECONOMICS.....	45.0602
LATIN AMERICAN STUDIES.....	05.0107	MINERAL RESOURCES ECOLOGY.....	26.0603
LAW.....	22.0101	MINING ENGINEERING.....	14.2101
LAW ENFORCEMENT.....	43.0107	MODERN LANGUAGES.....	16.0101
LAW ENFORCEMENT TECHNOLOGY.....	43.0107	MOLECULAR, CELLULAR & DEVELOPMENTAL BIOL	26.0402
LEADERSHIP & INNOVATION.....*	13.0401	MUSIC.....	50.0901
LEGAL ASSISTANT.....	22.0103	MUSIC.....	50.0903
LEGAL INFORMATION TECHNOLOGY.....	52.0403	MUSIC - MUSIC EDUCATION.....	13.1312
LEGAL SECRETARIAL.....	52.0403	MUSIC EDUCATION.....	13.1312
LEISURE STUDIES.....	31.0101	MUSIC PERFORMANCE.....	50.0903
LIBERAL ARTS.....**	24.0101	MUSIC THERAPY.....	51.2305
LIBERAL ARTS.....	24.0103	MUSICAL ARTS.....	50.0901
LIBERAL ARTS - A.A.....	24.0101	MUSICAL THEATRE.....	50.0599
LIBERAL ARTS - A.G.S.....	24.0102		
LIBERAL ARTS - A.S.....	24.0199	NATURAL RESOURCES MANAGEMENT.....	03.0201
LINGUISTICS.....	16.0102	NATURAL RESOURCES TECHNOLOGY.....*	03.0299
LP-GAS TECHNOLOGY.....	47.0501	NUCLEAR MEDICINE TECHNOLOGY.....	51.0905
		NURSE AIDE / HOME HEALTH AIDE.....	51.1615
		NURSING.....**	51.1601
		NURSING ASSISTANT.....	51.1614
MACHINE DRAFTING TECHNOLOGY.....	48.0101		
MACHINE SHOP.....	48.0503	OCCUPATIONAL SAFETY ADMINISTRATION TECH	15.0701
MACHINE SHOP TECHNOLOGY-AVS.....	48.0503	OCCUPATIONAL THERAPY.....	51.2306
MACHINE TOOL OPERATOR.....	48.0503	OCCUPATIONAL THERAPY ASSISTANT.....	51.0803
MACHINING TECHNOLOGY.....	48.0503	OFFICE ADMINISTRATION.....	52.0204
MAGNETIC RESONANCE.....	51.0910	OFFICE ADMINISTRATION.....	52.0401
MAJOR APPLIANCE REPAIR.....	47.0106		
MANAGEMENT.....	52.0201		

Alphabetical Listing by Program Name
to
CIP Code Crosswalk

Program Name	Cip code	Program Name	Cip code
OFFICE ADMINISTRATION (WD PR).....	52.0401	RECREATION RESOURCES.....	31.9999
OFFICE CAREERS.....	52.0401	RECREATION RESOURCES MANAGEMENT.....	31.0301
OFFICE CLERICAL.....	52.0408	REFRIGERATION & AIR CONDITIONING TECH..	15.0501
OFFICE INFORMATION TECHNOLOGY.....	52.0401	REFRIGERATION & APPLIANCE SERVICE.....	47.0106
OFFICE MANAGEMENT.....	52.0204	REHABILITATION COUNSELING.....	51.2310
OFFICE MANAGEMENT - SPECIALIST..	52.0402	RELIGIOUS STUDIES.....	38.0201
OFFICE OCCUPATIONS.....	52.0401	RESORT MANAGEMENT.....	08.0901
OFFICE PROFESSIONS.....	52.0401	RESPIRATORY CARE.....	51.0908
OFFICE SUPERVISION & MANAGEMENT.....**	52.0204	RESPIRATORY CARE TECHNOLOGY.....*	51.0908
OFFICE TECHNOLOGIES.....	52.0401	RESTAURANT ARTS, FOOD MGMT, PROD. & SVC	20.0401
OPTICIANARY TECHNOLOGY.....	51.1801	RESTAURANT MANAGEMENT.....	52.0902
OPTICS TECHNOLOGY.....	15.0304	RETAIL MERCHANDISING.....	08.0705
		RISK & SAFETY MANAGEMENT.....	15.0701
		RN REFRESHER PROGRAM - CERTIFIED.....	51.1699
		RUSSIAN & SLAVIC LANGUAGES & LIT.....	16.0402
PARALEGAL.....	22.0103		
PARAMEDIC.....	51.0904	SCHOOL PSYCHOLOGY.....	42.1701
PATHOLOGY.....	26.0704	SCIENCE.....	30.0101
PERFORMING ARTS: THEATRE & DANCE.....	50.0501	SCIENCE EDUCATION.....	13.1316
PETROLEUM ENGINEER.....	14.2501	SECONDARY EDUCATION.....	13.1205
PETROLEUM ENGINEERING.....	14.2501	SECONDARY/POSTSECONDARY SCHOOL COUNSEL	13.1101
PETROLEUM TECHNOLOGY.....	15.0903	SECRETARIAL.....	52.0401
PHARMACEUTICAL SCIENCES.....	51.2001	SECRETARIAL SCIENCE.....	52.0401
PHARMACOLOGY.....	26.0705	SECRETARIAL STUDIES.....	52.0401
PHARMACY.....	51.2001	SEED ANALYST.....	02.0402
PHILOSOPHY.....	38.0101	SELECTED STUDIES.....**	24.0102
PHOTOGRAPHY.....	50.0406	SELECTED STUDIES.....	24.0103
PHYSICAL & MATHEMATICAL SCIENCES.....	30.9999	SELECTED STUDIES.....	30.9999
PHYSICAL EDUCATION.....	13.1314	SMALL BUSINESS ADMINISTRATION.....	52.0701
PHYSICAL SCIENCE.....	40.0101	SMALL BUSINESS MANAGEMENT.....	52.0701
PHYSICAL SCIENCES.....	40.0101	SMALL BUSINESS MANAGEMENT & OWNERSHIP..	52.0701
PHYSICAL THERAPIST ASSISTANT.....	51.0806	SMALL ENGINE MECHANICS.....	47.0606
PHYSICAL THERAPY.....	51.2308	SOCIAL SCIENCE.....	45.0101
PHYSICS.....	40.0801	SOCIAL SCIENCES.....	45.0101
PHYSIOLOGY.....	26.0706	SOCIAL SERVICES TECHNICIAN.....	51.1502
PLANT PATHOLOGY.....	26.0305	SOCIAL STUDIES.....	45.0101
PLUMBING.....	46.0501	SOCIAL WORK.....*	44.0701
POLITICAL SCIENCE.....	45.1001	SOCIOLOGY.....	45.1101
PRACTICAL NURSING.....	51.1613	SOCIOLOGY & HUMAN SCIENCES.....	45.1101
PRE-SCHOOL EDUCATION.....	13.1204	SOUTHWEST STUDIES.....	05.0203
PRINTING TECHNOLOGY.....*	48.0201	SPANISH.....	16.0905
PRODUCTION AGRICULTURE (EQUINE).....	01.0302	SPECIAL EDUCATION.....	13.1001
PROFESSIONAL SELLING.....	08.0706	SPECIAL EDUCATION - MODERATE NEEDS I..	13.1005
PSYCHIATRIC TECHNICIAN.....	51.1502	SPECIAL EDUCATION E.M.H.....	13.1006
PSYCHOLOGY.....	42.0101	SPECIAL EDUCATION-MENTAL RETARDATION...	13.1006
PUBLIC ADMINISTRATION.....	44.0401	SPEECH - THEATRE.....	50.0501
PUBLIC HEALTH.....	13.1307	SPEECH COMMUNICATION.....	23.1001
PUBLIC HEALTH.....	51.2201	SPEECH COMMUNICATIONS.....	23.1001
PUBLIC HEALTH.....	51.2207	STATISTICS.....	27.0501
		STENOGRAPHER.....	52.0408
RADIATION THERAPY TECHNOLOGY.....	51.0908	STUDENT AFFAIRS IN HIGHER EDUCATION....	13.0406
RADIOLOGIC HEALTH SCIENCES PROGRAM.....	51.0907	STUDENT CONSTRUCTED MAJOR.....	30.9999
RADIOLOGIC TECHNOLOGY.....	51.0907	SUPERVISION/MGMT OF SKI AREA OPERATIONS	52.0903
RADIOLOGY & RADIATION BIOLOGY.....	26.0611	SUPERVISORY MANAGEMENT.....	52.0204
RANGE & FOREST MANAGEMENT.....	02.0409	SURGICAL TECHNOLOGY.....	51.0909
RANGE ECOLOGY.....	02.0409	SURVEYING.....	15.1102
RANGE SCIENCE.....	02.0409	SURVEYING & MAPPING.....	15.1102
READING.....	13.1315	SURVEYING & SOIL TESTING.....	15.1102
REAL ESTATE.....	52.1501	SYSTEMS ENGINEERING.....	14.2701
RECREATION.....	31.0101		
RECREATION.....	31.0301		
RECREATION.....	36.0101		
RECREATION & LEISURE SERVICES.....	31.0301		

Alphabetical Listing by Program Name
to
CIP Code Crosswalk

Program Name	Cip code
TECHNICAL & INDUSTRIAL ADMINISTRATION..	52.0299
TECHNICAL COMMUNICATION.....	09.0501
TECHNICAL COMMUNICATIONS.....	23.1101
TECHNICAL JOURNALISM.....	09.0401
TECHNICAL MANAGEMENT.....	52.1399
TECHNOLOGY.....*	15.0603
TELECOMMUNICATIONS.....	14.1001
TEXTILES AND CLOTHING.....	19.0901
THEATRE.....	50.0501
THEATRE ARTS.....	50.0501
TRAFFIC AND TRANSPORTATION MANAGEMENT..	49.9999
TRANSPORTATION & MATERIALS MGMT.....**	49.9999
TRANSPORTATION SERVICES CLUSTER.....*	47.0604
TRAVEL RECREATION & HOSPITALITY MGMT.	52.0903
TRAVEL & TOURISM.....**	08.1105
TRAVEL & TOURISM OCCUPATIONS.....	08.1104
TRAVEL INDUSTRY.....	08.1105
TRUCK DRIVING.....	49.0205
UPHOLSTERY.....	48.0303
URBAN AND REGIONAL PLANNING.....	04.0301
URBAN DESIGN.....	04.0701
URBAN HORTICULTURE.....	01.0601
URBAN STUDIES.....	45.1201
VETERINARY MEDICINE.....	51.2401
VETERINARY SCIENCE.....	51.2501
VETERINARY TECHNOLOGY.....*	02.0203
VICTIM ASSISTANCE.....	51.1502
VISION CARE ASSISTANT.....	51.1802
VISUAL ARTS.....	50.0701
VOCATIONAL EDUCATION.....	13.1399
VOCATIONAL HOME ECONOMICS.....	13.1308
VOLUNTEER FIREFIGHTER TRAINING.....	43.0203
WATER QUALITY MANAGEMENT TECHNOLOGY....*	15.0506
WATER/WASTE WATER TECHNOLOGY.....	15.0506
WATERSHED SCIENCES.....	40.0703
WELDING.....	48.0508
WELDING & FABRICATION.....	48.0508
WELDING TECHNOLOGY.....	48.0508
WELDING/FABRICATION WELDER.....*	48.0508
WILDLIFE BIOLOGY.....	03.0601
WOOD SCIENCE & TECHNOLOGY.....	03.0509
WORD PROCESSING.....	52.0407
YOUNG FARMER.....	01.9999
YOUTH & ADULT SERVICES SPEC.....**	20.0699
ZOOLOGY.....	26.0701

Appendix D

Vocational Schools and Private Independent Institutions by Sector and Program	1
Vocational Schools and Private Independent Institutions by Sector and Program - Detail	4
Additional Proprietary Schools - Non-IPEDS, Estimated Degrees in Alphabetical Order	13

This is the first time the Commission has compiled a degrees granted report this comprehensive from various data sources. The following table lists a modified federal higher education sector listing covered in these appendices.

Sector Order	
SecOrd	Gen SecOrd Name
01	Public, 4 year or above
02	Public, 2 year
03	Local Districts
04	Public, Less than 2 Year
05	Independent
06	Private, Non-Profit & For-Prof(4&2)
07	Div of Priv Occup Schools (Enr93)
08	Out-of-State
09	Correspondence
10	Federal Institution

Sectors 01 through 03 are covered in Appendix A and B. These sectors are the standard Degrees Granted Report collected through SURDS. Sector 04 (Public, Less than 2 Year) consists of six area vocational schools. These schools submit data through IPEDS, except the Emily Griffith Opportunity School, which continues to participate in SURDS.

Sector 05 has various data submittal options and includes three independent colleges: 1) Colorado College (CC), 2) Regis University (REGIS), and 3) University of Denver (DU). DU and REGIS partially participate in the SURDS collection process. All of CC's data come from the IPEDS survey.

Sector 06 and 07 consist of private, non-profit and for-profit schools. Schools in sector 06 submit degrees data through the IPEDS survey process. Data for sector 07 (see table starting on page 13 of this appendix) comes from an estimated graduation rate of 70% of enrollment. The Division of Private Occupational Schools (DPOS) provides enrollment data for these schools. Some of the schools in sector 06 are also part of the Division but the IPEDS form was preferable to an estimate.

Sector 08 contains schools which are based out-of-state with Colorado branches. Information from these schools were obtained by telephone contact to each of the seven schools. These schools are not included in the state total.

Sector 09 consists of a correspondence school based in Colorado with the majority of their students listed as non-Colorado residents. This school is not included in the state total.

Sector 10 consists of the United States Air Force Academy, a federal institution based in Colorado. The majority of their students are not Colorado residents. This school is not included in the state total.

Vocational Schools and Private Independent Institutions by Sector and Program

Degrees Granted Fiscal Year 93							
Sect College	Certs	Assoc	Bach	Master	PhD	1stProf	Total
04 Public, Less than 2 Year							
1 Boulder Valley Voc. Tech. Center	298	0	0	0	0	0	298
2 Delta Montrose A.V.S.	107	0	0	0	0	0	107
3 Emily Griffith Opportunity School	1,262	0	0	0	0	0	1,262
4 San Juan Basin A.V.S.	234	0	0	0	0	0	234
5 San Luis Valley A.V.S. Center	247	0	0	0	0	0	247
6 T.H. Pickens Technical Center	305	0	0	0	0	0	305
* Subtotal Sector *	2,453	0	0	0	0	0	2,453
05 Independent							
1 Colorado College	0	0	512	32	0	0	544
2 Regis University	35	39	1,095	341	0	0	1,510
3 University of Denver	0	0	688	975	105	299	2,067
* Subtotal Sector *	35	39	2,295	1,348	105	299	4,121
06 Private, Non-Profit & For-Prof(4&2)							
1 Academy of Beauty Culture I	32	0	0	0	0	0	32
2 Academy of Floral Design	46	0	0	0	0	0	46
3 Academy of Natural Therapy	6	0	0	0	0	0	6
4 American Diesel & Automotive College, L	0	69	0	0	0	0	69
5 Americana Academy of Beauty VI	24	0	0	0	0	0	24
6 Americana Beauty College I	55	0	0	0	0	0	55
7 Americana Beauty College II	46	0	0	0	0	0	46
8 Americana Beauty College III	37	0	0	0	0	0	37
9 Astral Academy of Hair	48	0	0	0	0	0	48
10 Barnes Business College	412	0	0	0	0	0	412
11 Beth El College of Nursing	0	0	66	0	0	0	66
12 Blair Junior College, Inc.	5	177	0	0	0	0	182
13 Boulder School of Massage Therapy	137	0	0	0	0	0	137
14 Cheeks Int Academy of Beauty Culture	37	0	0	0	0	0	37
15 Colo. Sch. of Traditional Chinese Medic	0	7	0	0	0	0	7
16 Colorado Aero Tech, Inc.	0	606	0	0	0	0	606
17 Colorado Beauty College III	9	0	0	0	0	0	9
18 Colorado Career Academy, Aurora	75	0	0	0	0	0	75
19 Colorado Career Academy, Lakewood	39	0	0	0	0	0	39
20 Colorado Christian University	0	0	38	80	0	0	118
21 Colorado Institute of Art	281	55	0	0	0	0	336
22 Colorado School of Healing Arts, Inc.	91	0	0	0	0	0	91
23 Colorado School of Trades	10	111	0	0	0	0	121
24 Colorado School of Travel	55	0	0	0	0	0	55
25 Colorado Springs Academy of Court Report	2	0	0	0	0	0	2
26 Colorado Technical College	0	103	136	33	0	0	272
27 Columbine Beauty School-I	29	0	0	0	0	0	29

BEST COPY AVAILABLE

Appendix D, Page 1
CCHE Degrees Granted, October 1994

Degrees Granted
Fiscal Year 93

Sect College	Certs	Assoc	Bach	Master	PhD	1stProf	Total
06 Private, Non-Profit & For-Prof(4&2)							
28 Columbine Beauty School-II	56	0	0	0	0	0	56
29 Columbine Beauty School-III	33	0	0	0	0	0	33
30 Columbine College II	115	0	0	0	0	0	115
31 Concorde Career Institute Inc.	340	0	0	0	0	0	340
32 Denver Academy of Court Reporting, Inc.	0	33	0	0	0	0	33
33 Denver Automotive & Diesel College, Inc	15	177	0	0	0	0	192
34 Denver Business College	142	51	0	0	0	0	193
35 Denver Conservative Baptist Seminary	0	0	0	66	10	24	100
36 Denver Institute of Taxidermy	30	0	0	0	0	0	30
37 Denver Institute of Technology	178	269	0	0	0	0	447
38 Denver Institute of Technology-HCD	7	28	0	0	0	0	35
39 Denver Paralegal Institute, Ltd.	24	0	0	0	0	0	24
40 Denver Paralegal Institute, Ltd., Denver	322	0	0	0	0	0	322
41 Denver Technical College	33	133	14	0	0	0	180
42 Denver Technical College at Colo. Spgs.	42	75	11	0	0	0	128
43 Durango Air Service	4	0	0	0	0	0	4
44 Economics Institute	504	0	0	0	0	0	504
45 Emery Aviation College, Ltd.	20	61	0	0	0	0	81
46 Englewood Beauty College	52	0	0	0	0	0	52
47 Glenwood Beauty Academy	26	0	0	0	0	0	26
48 Guild for Structural Integration, Inc.	15	0	0	0	0	0	15
49 Hair Dynamics Education Center I	39	0	0	0	0	0	39
50 Hair Dynamics Education Center II	31	0	0	0	0	0	31
51 Heritage College of Health Careers	201	0	0	0	0	0	201
52 Highland Hills Beauty Academy	77	0	0	0	0	0	77
53 ITT Technical Institute	0	67	56	0	0	0	123
54 Iliff School of Theology	0	0	0	15	6	37	58
55 Interior Design Institute	0	0	6	0	0	0	6
56 International Baking Institute	6	0	0	0	0	0	6
57 International Beauty Academy	67	0	0	0	0	0	67
58 MTA Schools, Inc.	317	0	0	0	0	0	317
59 Massage Therapy Institute of Colorado	64	0	0	0	0	0	64
60 Medical Careers Training Center	104	0	0	0	0	0	104
61 Memorial Hospital School Radiologic Tech	0	3	0	0	0	0	3
62 Michael Taylor Inst. of Hair Design I	60	0	0	0	0	0	60
63 Mile High College Inc.	0	24	0	0	0	0	24
64 Naropa Institute	0	0	29	53	0	0	82
65 National College-Colorado Springs Branch	1	34	41	0	0	0	76
66 National College-Denver Branch	3	13	30	0	0	0	46
67 National Theatre Conservatory	3	0	0	12	0	0	15
68 Nazarene Bible College	27	37	31	0	0	0	95
69 PPI Health Careers School	158	114	0	0	0	0	272
70 Parks Junior College, Denver	2	214	0	0	0	0	216
71 Parks Junior College-Aurora Campus	19	98	0	0	0	0	117

Degrees Granted
Fiscal Year 93

Sect College	Certs	Assoc	Bach	Master	PhD	1stProf	Total
06 Private, Non-Profit & For-Prof(4&2)							
72 Penrose Hospital Medical Tech Ed. Pgm.	5	0	0	0	0	0	5
73 Pima Medical Institute	245	42	0	0	0	0	287
74 Platt College	0	22	0	0	0	0	22
75 Presbyterian/St. Luke's CTR HLTH Sci ED	0	5	0	0	0	0	5
76 Pueblo College of Business & Technology	185	93	0	0	0	0	278
77 Roffler Beauty Academy	103	0	0	0	0	0	103
78 Saint Thomas Seminary	18	0	0	17	0	9	44
79 St. Anthony Hospitals School of Radiolo	0	10	0	0	0	0	10
80 Technical Trades Inst., Inc. Colo. Spgs	5	124	0	0	0	0	129
81 Technical Trades Inst., Inc. Grand Jct.	60	53	0	0	0	0	113
82 The Montessori Institute	22	0	0	0	0	0	22
83 Xenon International Sch. of Hair Design	122	0	0	0	0	0	122
84 Yeshiva Toras Chaim Talmudical Seminary	0	0	4	0	0	0	4
- * Subtotal Sector *	5,378	2,908	462	276	16	70	9,110
* STATE TOTAL FY 93 *	7,915	2,947	2,757	1,624	121	369	15,733
08 Out-of-State							
1 College of Saint Francis	0	0	0	30	0	0	30
2 Columbia College	0	20	140	0	0	0	160
3 Embry-Riddle Aeronautical University	0	0	18	10	0	0	28
4 Emporia State University	0	0	0	57	0	0	57
5 Lesley College	0	0	0	63	0	0	63
6 University of Phoenix-Colorado Campus	0	0	173	187	0	0	360
7 Webster University	0	0	0	86	0	0	86
* Subtotal Sector *	0	20	331	433	0	0	784
09 Correspondence							
1 College for Financial Planning	3,917	0	0	70	0	0	3,987
* Subtotal Sector *	3,917	0	0	70	0	0	3,987
10 Federal Institution							
1 United States Air Force Academy	0	0	955	0	0	0	955
* Subtotal Sector *	0	0	955	0	0	0	955

BEST COPY AVAILABLE

Vocational Schools and Private Independent Institutions by Sector and Program - Detail

Detail Degrees Granted Fiscal Year 93								
Summary Title	Certs	Assoc Voc	Assoc Acad	Bach	Master	PhD	1st Prof	Total
04 Public, Less than 2 Year								
1 Boulder Valley Voc. Tech. Center								
Business & Management	56	0	0	0	0	0	0	56
Engineering Technology	31	0	0	0	0	0	0	31
Health Sciences	90	0	0	0	0	0	0	90
Technical Trades	121	0	0	0	0	0	0	121
2 Delta Montrose A.V.S.								
Agriculture/Natural Resour	4	0	0	0	0	0	0	4
Business & Management	20	0	0	0	0	0	0	20
Health Sciences	14	0	0	0	0	0	0	14
Protective Services	47	0	0	0	0	0	0	47
Technical Trades	22	0	0	0	0	0	0	22
3 Emily Griffith Opportunity School								
Business & Management	686	0	0	0	0	0	0	686
Engineering Technology	3	0	0	0	0	0	0	3
Health Sciences	154	0	0	0	0	0	0	154
Home Economics	233	0	0	0	0	0	0	233
Technical Trades	186	0	0	0	0	0	0	186
4 San Juan Basin A.V.S.								
Business & Management	21	0	0	0	0	0	0	21
Engineering Technology	16	0	0	0	0	0	0	16
Health Sciences	159	0	0	0	0	0	0	159
Technical Trades	38	0	0	0	0	0	0	38
5 San Luis Valley A.V.S.								
Agriculture/Natural Resour	34	0	0	0	0	0	0	34
Business & Management	33	0	0	0	0	0	0	33
Health Sciences	140	0	0	0	0	0	0	140
Technical Trades	40	0	0	0	0	0	0	40
6 T.H. Pickens Technical Center								
Agriculture/Natural Resour	2	0	0	0	0	0	0	2
Business & Management	39	0	0	0	0	0	0	39
Computer, Information Sci	4	0	0	0	0	0	0	4
Engineering Technology	24	0	0	0	0	0	0	24
Health Sciences	79	0	0	0	0	0	0	79
Home Economics	4	0	0	0	0	0	0	4
Technical Trades	132	0	0	0	0	0	0	132
Visual & Performing Arts	21	0	0	0	0	0	0	21

Detail Degrees Granted
Fiscal Year 93

Summary Title	Certs	Assoc Voc	Assoc Acad	Bach	Master	PhD	1st Prof	Total
05 Independent								
1 Colorado College								
Education	0	0	0	0	32	0	0	32
Foreign Languages	0	0	0	14	0	0	0	14
Letters	0	0	0	79	0	0	0	79
Liberal/General Studies	0	0	0	9	0	0	0	9
Life Sciences	0	0	0	57	0	0	0	57
Mathematics	0	0	0	12	0	0	0	12
Multi/Interdiscipline Stud	0	0	0	59	0	0	0	59
Philosophy & Religion	0	0	0	8	0	0	0	8
Physical Sciences	0	0	0	43	0	0	0	43
Psychology	0	0	0	36	0	0	0	36
Social Sciences	0	0	0	155	0	0	0	155
Visual & Performing Arts	0	0	0	40	0	0	0	40
2 Regis University								
Area & Ethnic Studies	0	0	0	2	0	0	0	2
Business & Management	26	0	0	618	188	0	0	832
Communications	0	0	0	27	0	0	0	27
Communications Technology	0	0	0	1	0	0	0	1
Computer, Information Sci	5	0	0	129	12	0	0	146
Education	0	0	0	2	25	0	0	27
Engineering Technology	0	17	0	0	0	0	0	17
Foreign Languages	0	0	0	6	0	0	0	6
Health Sciences	4	0	0	161	35	0	0	200
Home Economics	0	0	0	1	0	0	0	1
Law	0	0	0	2	0	0	0	2
Letters	0	0	0	15	0	0	0	15
Liberal/General Studies	0	22	0	3	9	0	0	34
Life Sciences	0	0	0	16	0	0	0	16
Mathematics	0	0	0	15	22	0	0	37
Multi/Interdiscipline Stud	0	0	0	3	0	0	0	3
Philosophy & Religion	0	0	0	10	0	0	0	10
Physical Sciences	0	0	0	6	0	0	0	6
Protective Services	0	0	0	6	0	0	0	6
Psychology	0	0	0	21	0	0	0	21
Public Affairs & Social Wo	0	0	0	0	10	0	0	10
Social Sciences	0	0	0	42	0	0	0	42
Theology	0	0	0	5	40	0	0	45
Visual & Performing Arts	0	0	0	4	0	0	0	4
3 University of Denver								
Area & Ethnic Studies	0	0	0	4	0	0	0	4
Business & Management	0	0	0	325	359	0	0	684
Communications	0	0	0	70	91	4	0	165
Computer, Information Sci	0	0	0	7	138	0	0	145
Education	0	0	0	2	50	17	0	69
Engineering	0	0	0	16	1	0	0	17
Foreign Languages	0	0	0	7	0	0	0	7
Health Sciences	0	0	0	0	26	0	0	26
Law	0	0	0	0	48	0	299	347
Letters	0	0	0	25	6	7	0	38
Liberal/General Studies	0	0	0	0	3	0	0	3
Life Sciences	0	0	0	23	4	3	0	30
Mathematics	0	0	0	7	6	0	0	13
Multi/Interdiscipline Stud	0	0	0	13	0	0	0	13
Philosophy & Religion	0	0	0	2	3	0	0	5
Physical Sciences	0	0	0	4	6	1	0	11
Psychology	0	0	0	39	13	53	0	105
Public Affairs & Social Wo	0	0	0	2	148	1	0	151
Social Sciences	0	0	0	108	59	15	0	182
Theology	0	0	0	0	0	4	0	4
Visual & Performing Arts	0	0	0	34	14	0	0	48

Detail Degrees Granted Fiscal Year 93								
Summary Title	Certs	Assoc Voc	Assoc Acad	Bach	Master	PhD	1st Prof	Total
06 Private, Non-Profit & For-Prof(4&2)								
1 Academy of Beauty Culture I Technical Trades	32	0	0	0	0	0	0	32
2 Academy of Floral Design Agriculture/Natural Resour	46	0	0	0	0	0	0	46
3 Academy of Natural Therapy Technical Trades	6	0	0	0	0	0	0	6
4 American Diesel & Automotive College, Lt Technical Trades	0	69	0	0	0	0	0	69
5 Americana Academy of Beauty VI Technical Trades	24	0	0	0	0	0	0	24
6 Americana Beauty College I Technical Trades	55	0	0	0	0	0	0	55
7 Americana Beauty College II Technical Trades	46	0	0	0	0	0	0	46
8 Americana Beauty College III Technical Trades	37	0	0	0	0	0	0	37
9 Astral Academy of Hair Technical Trades	48	0	0	0	0	0	0	48
10 Barnes Business College Business & Management	412	0	0	0	0	0	0	412
11 Beth El College of Nursing Health Sciences	0	0	0	66	0	0	0	66
12 Blair Junior College, Inc. Business & Management	1	83	0	0	0	0	0	84
Health Sciences	4	22	0	0	0	0	0	26
Law	0	72	0	0	0	0	0	72
13 Boulder School of Massage Therapy Technical Trades	137	0	0	0	0	0	0	137

Detail Degrees Granted Fiscal Year 93.								
Summary Title	Certs	Assoc Voc	Assoc Acad	Bach	Master	PhD	1st Prof	Total
06 Private, Non-Profit & For-Prof(4&2)								
14 Cheeks Int Academy of Beauty Culture Technical Trades	37	0	0	0	0	0	0	37
15 Colo. Sch. of Traditional Chinese Medicine Health Sciences	0	0	7	0	0	0	0	7
16 Colorado Aero Tech, Inc. Technical Trades	0	0	606	0	0	0	0	606
17 Colorado Beauty College III Technical Trades	29	0	0	0	0	0	0	29
18 Colorado Career Academy, Aurora Agriculture/Natural Resour	63	0	0	0	0	0	0	63
Health Sciences	12	0	0	0	0	0	0	12
19 Colorado Career Academy, Lakewood - Agriculture/Natural Resour	39	0	0	0	0	0	0	39
20 Colorado Christian University Communications	0	0	0	2	0	0	0	2
Education	0	0	0	10	0	0	0	10
Liberal/General Studies	0	0	0	4	0	0	0	4
Psychology	0	0	0	15	80	0	0	95
Visual & Performing Arts	0	0	0	7	0	0	0	7
21 Colorado Institute of Art Business & Management	0	27	0	0	0	0	0	27
Communications Technology	13	0	0	0	0	0	0	13
Visual & Performing Arts	268	0	28	0	0	0	0	296
22 Colorado School of Healing Arts, Inc. Health Sciences	91	0	0	0	0	0	0	91
23 Colorado School of Trades Agriculture/Natural Resour	10	0	0	0	0	0	0	10
Technical Trades	0	0	111	0	0	0	0	111
24 Colorado School of Travel Business & Management	55	0	0	0	0	0	0	55
25 Colorado Springs Academy of Court Report Business & Management	2	0	0	0	0	0	0	2
26 Colorado Technical College Business & Management	0	0	0	51	15	0	0	66
Computer, Information Sci	0	49	0	0	15	0	0	64
Engineering	0	0	0	45	3	0	0	48
Engineering Technology	0	54	0	40	0	0	0	94

BEST COPY AVAILABLE

Appendix D, Page 7
CCHE Degrees Granted, October 1994

Detail Degrees Granted Fiscal Year 93								
Summary Title	Certs	Assoc Voc	Assoc Acad	Bach	Master	PhD	1st Prof	Total
06 Private, Non-Profit & For-Prof(4&2)								
27 Columbine Beauty School-I Technical Trades	29	0	0	0	0	0	0	29
28 Columbine Beauty School-II Technical Trades	85	0	0	0	0	0	0	85
29 Columbine Beauty School-III Technical Trades	33	0	0	0	0	0	0	33
30 Columbine College II Business & Management	115	0	0	0	0	0	0	115
31 Concorde Career Institute Inc. Health Sciences	340	0	0	0	0	0	0	340
32 Denver Academy of Court Reporting, Inc. Den Business & Management	0	33	0	0	0	0	0	33
33 Denver Automotive & Diesel College, Inc. Technical Trades	15	160	17	0	0	0	0	192
34 Denver Business College Business & Management	111	51	0	0	0	0	0	162
Protective Services	23	0	0	0	0	0	0	23
Technical Trades	8	0	0	0	0	0	0	8
35 Denver Conservative Baptist Seminary Psychology	0	0	0	0	38	0	0	38
Theology	0	0	0	0	28	10	24	62
36 Denver Institute of Taxidermy Multi/Interdiscipline Stud	30	0	0	0	0	0	0	30
37 Denver Institute of Technology Business & Management	13	21	0	0	0	0	0	34
Engineering Technology	138	153	0	0	0	0	0	291
Technical Trades	4	67	0	0	0	0	0	71
Visual & Performing Arts	23	28	0	0	0	0	0	51
38 Denver Institute of Technology:-HCD Business & Management	7	0	0	0	0	0	0	7
Health Sciences	0	28	0	0	0	0	0	28
39 Denver Paralegal Institute, Ltd. Law	24	0	0	0	0	0	0	24
40 Denver Paralegal Institute, Ltd., Denver Law	322	0	0	0	0	0	0	322

Detail Degrees Granted Fiscal Year 93								
Summary Title	Certs	Assoc Voc	Assoc Acad	Bach	Master	PhD	1st Prof	Total
06 Private, Non-Profit & For-Prof(4&2)								
41 Denver Technical College								
Business & Management	0	20	0	12	0	0	0	32
Computer, Information Sci	0	35	0	2	0	0	0	37
Engineering Technology	0	28	0	0	0	0	0	28
Health Sciences	33	39	0	0	0	0	0	72
Technical Trades	0	11	0	0	0	0	0	11
42 Denver Technical College at Colo. Spgs.								
Business & Management	0	20	0	11	0	0	0	31
Computer, Information Sci	0	13	0	0	0	0	0	13
Engineering Technology	0	10	0	0	0	0	0	10
Health Sciences	42	29	0	0	0	0	0	71
Technical Trades	0	3	0	0	0	0	0	3
43 Durango Air Service								
Technical Trades	4	0	0	0	0	0	0	4
44 Economics Institute								
Agriculture/Natural Resour	8	0	0	0	0	0	0	8
Business & Management	235	0	0	0	0	0	0	235
Computer, Information Sci	7	0	0	0	0	0	0	7
Letters	58	0	0	0	0	0	0	58
Public Affairs & Social Wo	9	0	0	0	0	0	0	9
Social Sciences	187	0	0	0	0	0	0	187
45 Emery Aviation College, Ltd.								
Technical Trades	20	61	0	0	0	0	0	81
46 Englewood Beauty College								
Technical Trades	52	0	0	0	0	0	0	52
47 Glenwood Beauty Academy								
Technical Trades	26	0	0	0	0	0	0	26
48 Guild for Structural Integration, Inc.								
Health Sciences	15	0	0	0	0	0	0	15
49 Hair Dynamics Education Center I								
Technical Trades	39	0	0	0	0	0	0	39
50 Hair Dynamics Education Center II								
Technical Trades	31	0	0	0	0	0	0	31
51 Heritage College of Health Careers								
Health Sciences	201	0	0	0	0	0	0	201
52 Highland Hills Beauty Academy								
Technical Trades	77	0	0	0	0	0	0	77
53 ITT Technical Institute								
Engineering Technology	0	51	0	56	0	0	0	107
Technical Trades	0	16	0	0	0	0	0	16

Summary Title	Detail Degrees Granted Fiscal Year 93							Total
	Certs	Assoc Voc	Assoc Acad	Bach	Master	PhD	1st Prof	
06 Private, Non-Profit & For-Prof(4&2)								
54 Cliff School of Theology Theology	0	0	0	0	15	6	37	58
55 Interior Design Institute Visual & Performing Arts	0	0	0	6	0	0	0	6
56 International Baking Institute Technical Trades	6	0	0	0	0	0	0	6
57 International Beauty Academy Technical Trades	67	0	0	0	0	0	0	67
58 MTA Schools, Inc. Technical Trades	317	0	0	0	0	0	0	317
59 Massage Therapy Institute of Colorado Technical Trades	64	0	0	0	0	0	0	64
60 Medical Careers Training Center Health Sciences	104	0	0	0	0	0	0	104
61 Memorial Hospital School Radiologic Tech Health Sciences	0	0	3	0	0	0	0	3
62 Michael Taylor Inst. of Hair Design I Technical Trades	60	0	0	0	0	0	0	60
63 Mile High College Inc. Business & Management	0	12	12	0	0	0	0	24
64 Naropa Institute Letters	0	0	0	3	12	0	0	15
Multi/Interdiscipline Stud	0	0	0	11	0	0	0	11
Philosophy & Religion	0	0	0	1	2	0	0	3
Psychology	0	0	0	6	38	0	0	44
Visual & Performing Arts	0	0	0	8	1	0	0	9
65 National College-Colorado Springs Branch Business & Management	1	34	0	0	0	0	0	35
All Others	0	0	0	41	0	0	0	41
66 National College-Denver Branch Business & Management	3	13	0	0	0	0	0	16
All Others	0	0	0	30	0	0	0	30
67 National Theatre Conservatory Visual & Performing Arts	3	0	0	0	12	0	0	15

Detail Degrees Granted Fiscal Year 93								
Summary Title	Certs	Assoc Voc	Assoc Acad	Bach	Master	PhD	1st Prof	Total
06 Private, Non-Profit & For-Prof(4&2)								
68 Nazarene Bible College Theology	27	37	0	31	0	0	0	95
69 PPI Health Careers School Business & Management	51	0	0	0	0	0	0	51
Health Sciences	107	114	0	0	0	0	0	221
70 Parks Junior College, Denver Business & Management	0	146	0	0	0	0	0	146
Computer, Information Sci	0	25	0	0	0	0	0	25
Health Sciences	2	19	0	0	0	0	0	21
Law	0	24	0	0	0	0	0	24
71 Parks Junior College-Aurora Campus Business & Management	19	98	0	0	0	0	0	117
72 Penrose Hospital Medical Tech Ed. Pgm. Health Sciences	5	0	0	0	0	0	0	5
73 Pima Medical Institute Health Sciences	245	42	0	0	0	0	0	287
74 Platt College Business & Management	0	14	0	0	0	0	0	14
Communications	0	4	0	0	0	0	0	4
Visual & Performing Arts	0	4	0	0	0	0	0	4
75 Presbyterian/St. Luke's CTR HLTH SCI ED Health Sciences	0	0	5	0	0	0	0	5
76 Pueblo College of Business & Technology Business & Management	111	45	0	0	0	0	0	156
Computer, Information Sci	8	3	0	0	0	0	0	11
Engineering Technology	26	10	0	0	0	0	0	36
Health Sciences	28	35	0	0	0	0	0	63
Technical Trades	12	0	0	0	0	0	0	12
77 Roffler Beauty Academy Technical Trades	103	0	0	0	0	0	0	103
78 Saint Thomas Seminary Theology	18	0	0	0	17	0	9	44
79 St. Anthony Hospitals School of Radiolog Health Sciences	0	0	10	0	0	0	0	10
80 Technical Trades Inst., Inc. Colo. Spgs. Technical Trades	5	115	0	0	0	0	0	120
Visual & Performing Arts	0	9	0	0	0	0	0	9

BEST COPY AVAILABLE

Appendix D, Page 11
CCHE Degrees Granted, October 1994

Detail Degrees Granted Fiscal Year 93								
Summary Title	Certs	Assoc Voc	Assoc Acad	Bach	Master	PhD	1st Prof	Total
06 Private, Non-Profit & For-Prof(4&2)								
81 Technical Trades Inst., Inc. Grand Jct.								
Business & Management	55	26	0	0	0	0	0	81
Technical Trades	5	27	0	0	0	0	0	32
82 The Montessori Institute								
Education	22	0	0	0	0	0	0	22
83 Xenon International Sch. of Hair Design								
Technical Trades	122	0	0	0	0	0	0	122
84 Yeshiva Toras Chaim Talmudical Seminary								
Theology	0	0	0	4	0	0	0	4
** Total **	7,915	2,148	799	2,757	1,624	121	369	15,733

Additional Proprietary Schools - Non-IPEDS, Estimated Degrees in Alphabetical Order

Degrees Granted Fiscal Year 93							
College	Certs	Assoc	Bach	Master	PhD	1stProf	Total
1 Accounting Training Center	36						36
2 Alchemical Hypnotherapy	0						0
3 All Seasons Travel	0						0
4 American Inst of Travel	27						27
5 Appraisal Institute	0						0
6 Bartending Academy, Inc.	227						227
7 Bartending Academy COS	117						117
8 Bel-Rea Institute of Animal Tech	204						204
9 Cambridge College	0						0
10 Casino Dealers	46						46
11 Center Beauty College	20						20
12 Cheeks International	34						34
13 Children's Hospital Pharmacy	20						20
14 College America-Denver	146						146
15 College of the Canons	6						6
16 Collison School	8						8
17 Colo Computer Training Inst	6						6
18 Colo Inst. Law Enforce	0						0
19 Colo Sps Acad Theraputic Mass	21						21
20 Colorado Real Estate Inst	205						205
21 Colorado School of Upholstery	2						2
22 Columbine College I	83						83
23 Continental R E Academy	125						125
24 Cottonwood School Massage	0						0
25 Denver Acad of Ct Report	169						169
26 Elan School of Modeling	36						36
27 Environmental Trng	36						36
28 Excelsior Cosmetology	20						20
29 Flight Training International	15						15
30 Healing Arts Institute	119						119
31 Hospitality Career Center	314						314
32 Inst. for Career Ed.	0						0
33 Institute for Nuclear Medical Ed	69						69
34 International Tour Academy	36						36
35 John Casablanca	454						454
36 John Robert Powers	433						433
37 Jones Real Estate DUR	135						135
38 Kagy Business College	21						21
39 Land Title	49						49
40 Littleton Acad of Hair Design	24						24
41 Long Financial	0						0
42 Misers Inspection	97						97
43 Mountain Flyers Aviation	11						11
44 Nakazona Security Trng	370						370
45 Naomi's Mile-Hi Beauty	27						27

Degrees Granted
Fiscal Year 93

College	Certs	Assoc	Bach	Master	PhD	1stProf	Total
46 National Academy of Nannies	195						195
47 National Acad Paralegal	12						12
48 National Teller	121						121
49 National Training	61						61
50 P.C. Flyers	169						169
51 Personalized Training Academy	11						11
52 Personalized Training Academy	69						69
53 Phlebotomy Learning Center	18						18
54 Pikes Peak Outfitters	3						3
55 Precision Safety	85						85
56 R & D Framing	45						45
57 Real Estate Training Center	237						237
58 Rocky Mountain Electrology	10						10
59 Rocky Mountain Forum	0						0
60 Rocky Mountain School of Meatcut	9						9
61 Rocky Mountain Tech	11						11
62 Rolf Institute	75						75
63 Ruseto College	39						39
64 Securities Training Corp	13						13
65 Sharp Professional Talent	0						0
66 Spiers R.E. College	315						315
67 Starkey International Inst for Household	16						16
68 Stress Massage Institute	74						74
69 Target Real Estate	154						154
70 The Travel Trade School Inc.	54						54
71 The Travel Trade School of Bould	55						55
72 Transpersonal Hypnotherapy	0						0
73 Travel School of Boulder	34						34
74 Travel Trade School LIT	127						127
75 Travel Trade School PUB	5						5
76 Travel Training School, Inc.	7						7
77 Trim International Floral School	45						45
78 United States Truck Driving School	281						281
79 United States Truck Driving School	151						151
80 Universal Beauty College	0						0
81 Vogue College of Cosmetology No 30	102						102
* Total FY 93 *	6,369	0	0	0	0	0	6,369