

DOCUMENT RESUME

ED 379 979

HE 028 080

TITLE Colorado Higher Education Capital Improvements Program 1995 through 2004-05. Presented to the Legislative Capital Development Committee.

INSTITUTION Colorado Commission on Higher Education, Denver.

PUB DATE 28 Nov 94

NOTE 54p.

PUB TYPE Viewpoints (Opinion/Position Papers, Essays, etc.) (120) -- Statistical Data (110)

EDRS PRICE MF01/PC03 Plus Postage.

DESCRIPTORS \*Capital Outlay (for Fixed Assets); Community Colleges; Construction Costs; \*Construction Needs; \*Educational Facilities; Educational Facilities Planning; Educational Policy; Financial Support; Higher Education; Needs Assessment; \*State Colleges; \*State Programs; State Universities; Tables (Data)

IDENTIFIERS \*Colorado; Colorado Commission on Higher Education

ABSTRACT

This report presents the recommendations of the Colorado Commission on Higher Education (CCHE) for \$474.4 million in state-funded capital development needs and \$461.4 million in non-state funded improvements from 1995-96 through 2004-05. These 272 projects are part of the Capital Improvements Program, which determines when new facilities are required or when facilities should be expanded, renovated, or demolished within the context of statewide higher education plans and priorities. The program represents a 10-year rolling plan which is annually amended and constantly projected 10 years into the future. The bulk of the report consists of 13 tables, which list projects and their funding levels, including: (1) renovation of academic space; (2) replacement of obsolete academic space and equipment; (3) new academic space and equipment for current enrollment; (4) new academic space for planned growth; (5) library renovations and additions; (6) health and life safety hazards/code compliance; (7) physical plant support facilities; (8) utility improvements; (9) site improvements and parking; (10) research and clinics; (11) student housing, auxiliary services, and athletics; (12) non-essential state-funded physical enhancements; and (13) projects not consistent with approved facilities master plan. (MDM)

\*\*\*\*\*  
 \* Reproductions supplied by EDRS are the best that can be made \*  
 \* from the original document. \*  
 \*\*\*\*\*

COLORADO COMMISSION ON



HIGHER EDUCATION

ACCESS TO HIGH-QUALITY, AFFORDABLE EDUCATION FOR ALL COLORADANS

HIGHER EDUCATION  
CAPITAL IMPROVEMENTS PROGRAM  
1995-96 THROUGH 2004-05  
NOVEMBER 1994

BEST COPY AVAILABLE

1300 Broadway, Second Floor • Denver, Colorado 80203 • (303) 866-2723  
DWAYNE C. NUZUM, EXECUTIVE DIRECTOR

U.S. DEPARTMENT OF EDUCATION  
Office of Educational Research and Improvement  
EDUCATIONAL RESOURCES INFORMATION  
CENTER (ERIC)

- This document has been reproduced as received from the person or organization originating it.
- Minor changes have been made to improve reproduction quality.

• Points of view or opinions stated in this document do not necessarily represent official OERI position or policy.

"PERMISSION TO REPRODUCE THIS MATERIAL HAS BEEN GRANTED BY

Colorado Commission  
on Higher Education

TO THE EDUCATIONAL RESOURCES INFORMATION CENTER (ERIC)."

HE 828 088

**COLORADO HIGHER EDUCATION  
CAPITAL IMPROVEMENTS PROGRAM  
1995 THROUGH 2004-05**

*Presented to the  
Legislative Capital Development Committee  
on November 28, 1994*

**COLORADO COMMISSION ON HIGHER EDUCATION**

## CONTENTS

EXECUTIVE SUMMARY .....	v
ACADEMIC FACILITIES .....	1
BUILDING SAFETY, PROTECTION AND BUILDING SAFETY .....	3
RESEARCH AND CLINICS .....	5
STUDENT HOUSING/AUXILIARY SERVICES/ATHLETICS .....	5
CAPITAL IMPROVEMENTS FUND SOURCES .....	7-8

### TABLES

A Renovation of Academic Space .....	10-15
B Replacement of Obsolete Academic Space and Equipment .....	17-19
C New Academic Space and Equipment for Current Enrollment .....	21-23
D New Academic Space for Planned Growth .....	25-26
E Library Renovations and Additions .....	27-28
F Health and Life Safety/Code Compliance .....	29-31
G Physical Plant Support Facilities .....	33-34
H Utility Improvements .....	35-36
I Site Improvements and Parking .....	37-39
J Research and Clinics .....	41-42
K Student Housing/Auxiliary Services/Athletics .....	43-47
L Non-Essential State-Funded Physical Enhancements .....	49-50
M Projects Not Consistent with Approved Facilities Master Plan .....	51-53

# **COLORADO PUBLIC HIGHER EDUCATION CAPITAL IMPROVEMENTS PROGRAM**

## **EXECUTIVE SUMMARY**

The Commission has recommended over \$474.4 million in state-funded capital development needs over the next ten fiscal years and \$461.4 million in non-state funded improvements. These needs have been classified by project type and by source of funds. The major categories and ten-year estimates of need are:

Project Type (costs in millions of \$)	State Funds	Institution Funds	Total
Academic Space	\$424.5	\$127.4	\$552.0
Building Systems	49.9	25.8	75.7
Research/Clinical Space	0.0	128.2	128.2
Housing/Auxiliary Services	<u>0.0</u>	<u>180.0</u>	<u>180.0</u>
Total	\$474.4	\$461.4	\$935.9

These 272 master plan justified capital improvements are the result of:

- o A backlog of previously requested but unfunded projects. This backlog was reduced during calendar year 1994 when the General Assembly appropriated all requested higher education projects for improvements to academic facilities. Only improvements to correct building code deficiencies and to replace obsolete campus physical plants remain in the backlog.
- o A continued deterioration of the campus facilities, many of which were constructed in the early 1900s. As the backlog of deferred maintenance grows, deterioration increases until major renovation investments are required.
- o A need to renovate and adapt existing facilities to new educational priorities and new teaching methodologies. Special purpose and educational support facility expansions are required to maintain or improve the quality of programs that have been recognized as being of the highest priority in meeting the state's higher education goals.
- o A need to provide more space to relieve congestion resulting from past growth in academic programs and student enrollments.

## **Purpose of Capital Improvements Program**

The Capital Improvements Program determines when new facilities are required or when facilities should be expanded, renovated, or demolished; within the context of statewide higher education plans and priorities.

The Colorado Higher Education Capital Improvement Program represents a ten-year "rolling plan," which is *annually* amended and constantly projected ten years into the future, and kept current with more immediate programmatic and budgetary decision making. It is not constrained

by revenue projections, nor assumptions about future levels of appropriations. Such budgeting responsibilities are statutorily assigned to the Office of State Planning and Budgeting. The Governor's Capital Investment Plan comprehensively addresses the match of costs, revenue sources, and options for state capital investment financing.

The Colorado Higher Education Capital Improvements Program reflects the scheduling of the projected capital construction needs identified in the long-range facilities master plan for each institution.

### **Commission Policies and Criteria**

Projects included in the Capital Improvements Program *must* be consistent with:

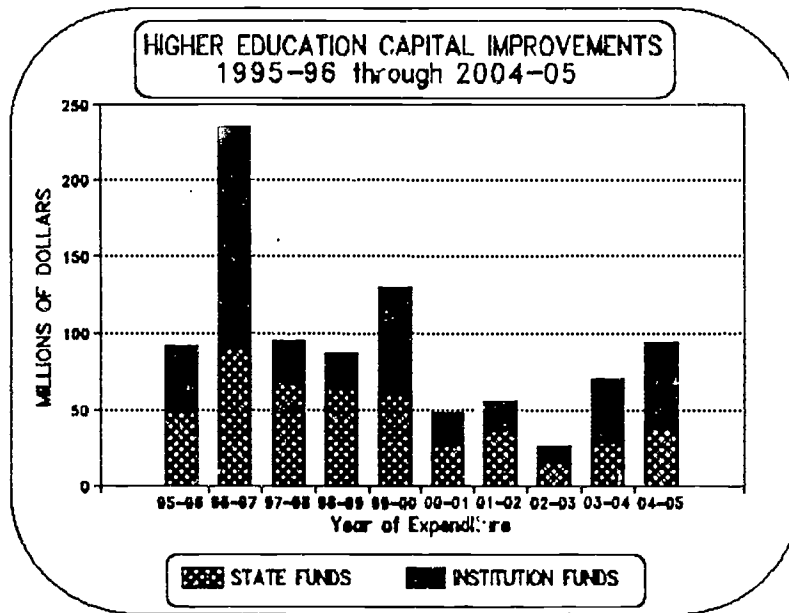
- State Postsecondary Education Master Plan policies and designated campus role and mission; and
- Campus Long-Range Facilities Master Plans

### **Coordination with State Economic Outlook**

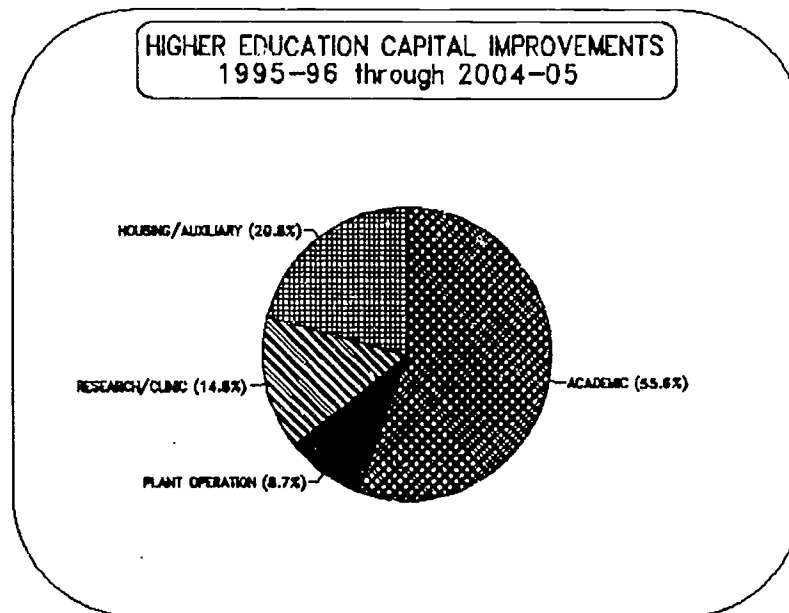
Considering the state's uncertain economic outlook, only those programmatic, property protection and safety needs essential to the system of public higher education and CCHE approved master plans, and realistic relative to the state's economic outlook have been scheduled in the Commission's Capital Improvements Program.

### **Coordination with State General Fund Operating Budget**

The CCHE scheduling of state-funded capital investments is generally constrained at about ten percent of the state higher education general fund operating budgets for the year concerned. For the 1995-96 through 2004-05 planning period, the average annual state-funded capital investment needs do not exceed ten percent (\$55 million in current dollar) of general fund operating budgets.

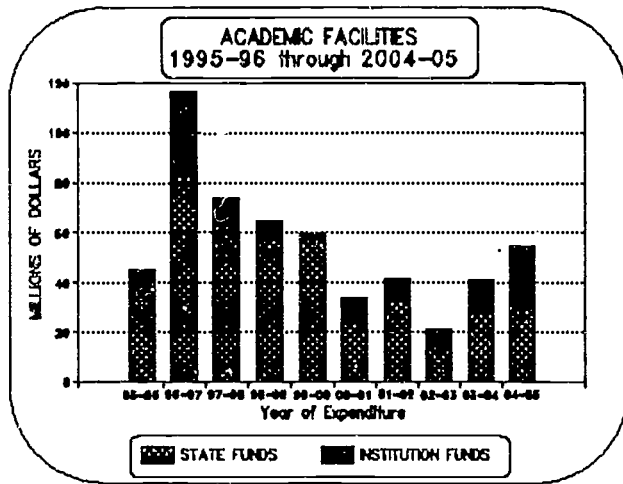


The majority of improvements (70 percent of state-funded projects and 68 percent of institution-funded projects) are needed within the next five years.



The majority of all planned capital improvements (55.6 percent) are in direct support of academic programs. Over \$100 million is needed for the general delivery of academic programs that operate in generally-scheduled campus spaces. Academic programs most in need of facility improvements during the next ten years are the physical sciences (\$89.1 million), humanities (\$54.7), arts (\$63.3), business (\$38.1 million), and engineering (\$34.2 million).

**ACADEMIC FACILITIES:** 136 Projects - \$552 million

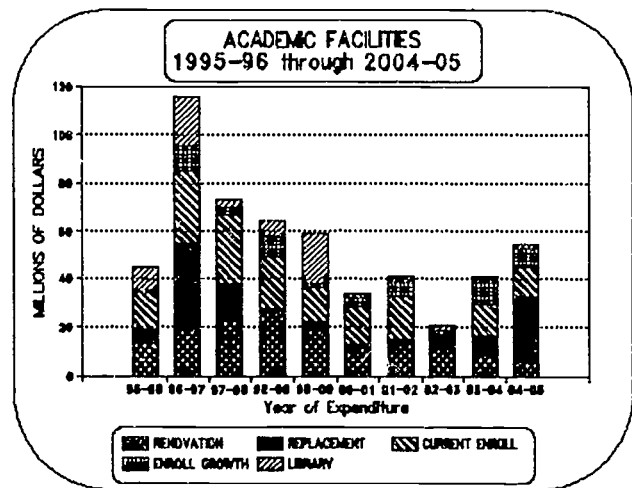


Over the ten-year period, institutions propose to fund about 25 percent of the total cost of academic improvements with institution cash funds. Some academic programs attract private funds and donations for facilities more readily than others. These include certain sciences, engineering, and business programs. Specialized facilities such as performing arts theaters and gymnasium buildings are often jointly funded by the state, the institution, and the local community.

Academic facilities needs have been further categorized by type of improvement.

**Renovation of Academic Space**  
**68 Projects:** \$153.2 million (84% State Funds, 16% Institution Funds)

Twenty-eight percent of the academic facility needs identified are to renovate existing space to appropriately meet the needs of updated academic programs or to ensure continued use of a deteriorating facility. The most extensive renovation projects are located at older Colorado research university campuses: CSM (\$41.2 million), CSU (\$20.5 million) UCB (\$23.9 million), and UNC (\$26.3 million).





**Replacement of Obsolete Academic Space and Equipment: 20 Projects**  
\$101.7 million (72% State Funds, 28% Institution Funds)

When renovation is not practical or feasible, new space is needed to consolidate programs and to relocate programs from functionally obsolete space. One-third of the cost of projected new academic space needs are for the replacement of existing space which has become obsolete due to loss of facility leases, new teaching methodologies or building structure deterioration. The majority of obsolete space requiring replacement is found at the science and art facilities of the undergraduate campuses: ASC (\$13.6 million), FLC (\$8.9 million), MSC (\$7.7 million), and UCCS (\$15.6 million). The medical teaching facilities at UCHSC are also in need of modernization (\$12.5 million).

**New Academic Space and Equipment for Current Enrollment: 29 Projects**  
\$170.7 million (72% State Funds, 28% Institution Funds)

New teaching facilities are needed at two community college campuses - FRCC (\$21 million) and PPCC (\$5.4 million) and at Auraria (\$43.9 million) to correct space deficits resulting from major enrollment growth during the past five years.

**New Academic Space for Planned Growth: 10 Projects**  
\$56.0 million (74% State Funds, 26% Institution Funds)

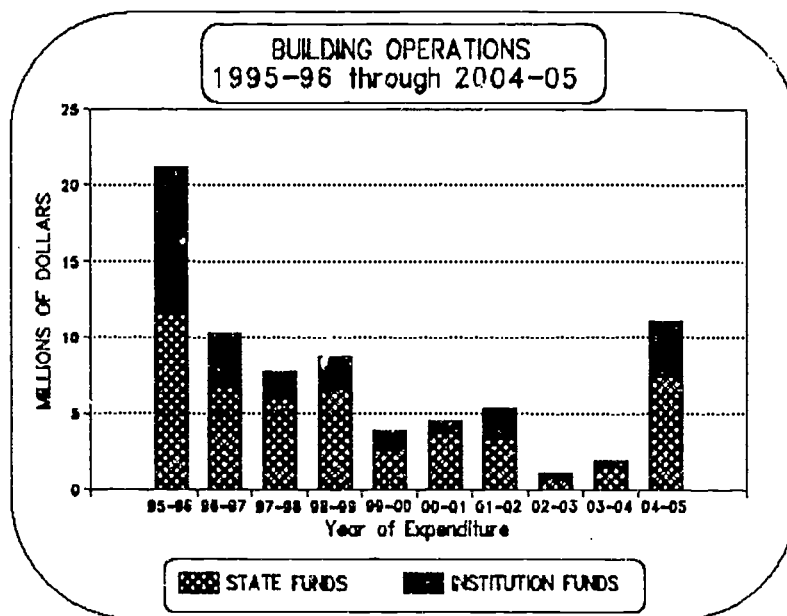
New space is necessary for planned program growth (in engineering, humanities and business) at four established campuses and for two new campus sites to meet growing enrollment demand - Lowry and Canyon City. Twenty-six percent of the funds required for these improvements will be provided through institution cash funds.

**Library Renovations and Additions: 9 Projects**  
\$70.3 million (80% State Funds, 20% Institution Funds)

Six campuses have scheduled major library improvements: AHEC (\$11.4 million), CSU (\$11.2 million), UCB (\$14.3 million), UCCS (\$10.7 million), UCHSC (\$15.3 million), and UNC (\$10.1 million). CSU and UCHSC propose to fund 28 percent and 66 percent respectively of their campus library improvements with institution cash funds.

## **SAFETY, PROTECTION AND BUILDING SAFETY:**

71 Projects - \$49.9 million



**Health and Life Safety Hazards and Building Code Corrections:** 19 Projects  
\$21.5 million (83% State Funds, 17% Institution Funds)

Projects to correct serious health and life safety conditions are scheduled within the first four years. Other projects in this category correct building code violations that occurred since construction.

**Physical Plant Facilities:** 10 Projects  
\$10.7 million (78% State Funds, 12% Institution Funds)

Plant facilities include maintenance shops and service areas. Many of these projects are desirable when funds are available and have been scheduled near the end of the ten-year planning period.

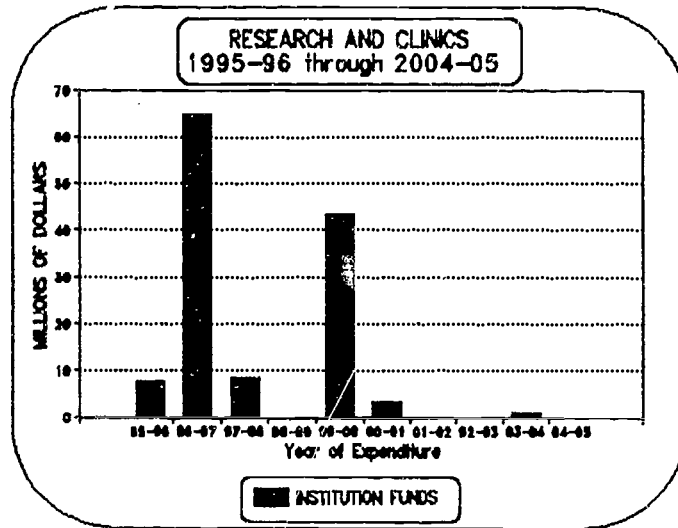
**Utility System Improvements:** 20 Projects  
\$19.8 million (100% State Funds)

These projects respond to demands for more efficient physical plant operation, increase in utility and mechanical system capacities, or to prevention of disruptions to vital campus operations.

**Site Improvements and Parking: 22 Projects**  
**\$23.6 million (16% State Funds, 84% Institution Funds)**

Site improvements include lighting and drainage, demolition of deteriorated structures, access roads, parking, and non-state funded landscape improvements.

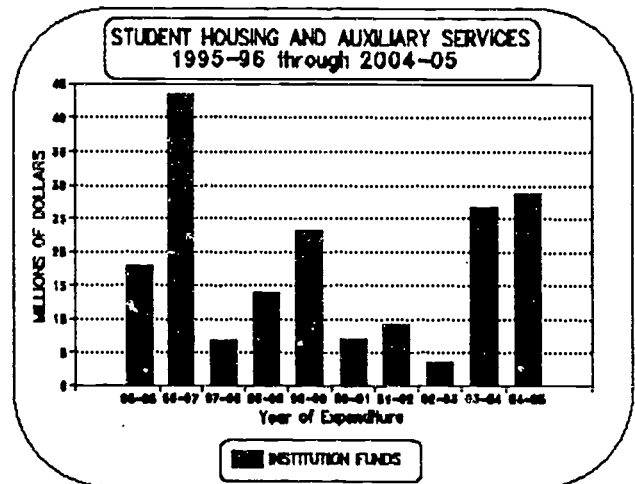
**RESEARCH AND CLINICS: 15 Projects**  
**\$128.2 million (100% Institution Funds)**



These facilities house research laboratories and clinics that support academic instruction and are funded entirely with institution funds.

**STUDENT HOUSING AND AUXILIARY SERVICES: 50 Projects**  
**\$180.0 million (100% Institution Funds)**

These facilities house self-supporting enterprises such as student housing, recreation, college student centers, student health centers, child care centers, and campus parking facilities. Auxiliary facilities are usually constructed with reserve funds or through the issuance of revenue bonds that are repaid with user fees.



**CAPITAL IMPROVEMENTS PROGRAM  
1995-96 through 2004-05  
(in millions of dollars)**

**TOTAL CAPITAL IMPROVEMENTS - ALL FUND SOURCES**

PROJECT TYPE	1995-96	1996-97	1997-98	1998-99	1999-00	2000-01	2001-02	2002-03	2003-04	2004-05	1995-2004
<b>ACADEMIC SPACE</b>											
Renovation of Academic Space	13.1	19.5	23.3	26.5	18.6	11.5	14.0	11.9	8.6	6.2	153.2
Replace Obsolete Academic Space & Equip	5.9	35.5	14.6	0.8	3.6	1.3	0.9	4.7	8.1	26.4	101.7
New Academic Space & Equip For Current Enrollment	15.0	30.2	29.1	22.0	14.2	16.1	18.2	0.8	13.1	12.0	170.7
New Academic Space For Planned Growth	1.5	10.8	3.4	8.7	1.8	3.6	5.3	2.1	10.4	8.4	56.0
Library Renovations and Additions	9.5	20.3	3.0	6.7	21.4	1.6	3.1	2.0	1.0	1.6	70.3
Subtotal	45.1	116.4	73.4	64.8	59.6	34.0	41.6	21.4	41.2	54.6	552.0
<b>BUILDING OPERATIONS</b>											
Health and Life Safety Hazards/Codes	7.7	5.6	2.6	2.0	0.4	0.7	0.3	0.3	0.3	1.8	21.5
Physical Plant Support	1.0	2.2	0.2	0.0	0.1	1.5	1.9	0.0	0.4	3.5	10.7
Utility Improvements	2.6	1.3	2.5	4.5	0.9	1.7	1.2	0.5	0.9	3.7	19.8
Site Improvements and Parking	9.9	1.2	2.5	2.3	2.5	0.6	2.0	0.3	0.3	2.1	23.6
Subtotal	21.2	10.3	7.7	8.7	3.9	4.5	5.3	1.0	1.9	11.1	75.7
<b>RESEARCH AND CLINICS</b>											
	7.5	64.8	8.2	0.0	43.4	3.3	0.0	0.0	1.0	0.0	128.2
<b>STUDENT HOUSING AND AUXILIARY SERVICES</b>											
	17.8	43.5	6.7	13.8	23.1	7.0	9.1	3.6	26.7	28.8	180.0
<b>TOTAL CAPITAL IMPROVEMENTS</b>											
	91.6	234.8	96.1	87.3	130.0	48.8	56.0	26.0	70.8	94.5	835.9

**CAPITAL IMPROVEMENTS PROGRAM**  
**1995-96 through 2004-05**  
**(In millions of dollars)**

**STATE FUNDED IMPROVEMENTS**

PROJECT TYPE	1995-96	1996-97	1997-98	1998-99	1999-00	2000-01	2001-02	2002-03	2003-04	2004-05	1995-2004	% of Total
<b>ACADEMIC SPACE</b>												
Renovation of Academic Space	8.3	14.9	20.9	20.9	17.7	10.9	13.2	9.1	7.3	5.6	128.9	27.2%
Replace Obsolete Academic Space & Equip	5.2	30.5	14.6	0.8	3.6	1.2	0.7	2.4	8.1	6.3	73.4	15.5%
New Academic Space & Equip For Current Enrollment	15.0	21.0	22.3	22.0	13.2	8.6	10.7	0.8	1.5	8.5	123.7	26.1%
New Academic Space For Planned Growth	1.5	6.3	1.5	7.4	1.0	1.5	4.3	1.3	9.3	7.6	41.8	8.8%
Library Renovations and Additions	6.0	10.2	3.0	6.7	21.4	1.6	3.1	2.0	1.0	1.6	56.7	11.9%
Subtotal	36.0	83.0	62.3	57.9	57.0	23.8	32.1	15.6	27.3	29.6	424.5	89.5%
<b>BUILDING OPERATIONS</b>												
Health and Life Safety Hazards/Codes	7.6	5.8	2.5	1.2	0.1	0.4	0.1	0.1	0.1	0.1	17.8	3.7%
Physical Plant Support	0.8	0.0	0.2	0.0	0.1	1.5	1.9	0.0	0.4	3.5	8.4	1.8%
Utility Improvements	2.6	1.3	2.5	4.5	0.9	1.7	1.2	0.5	0.9	3.7	19.8	4.2%
Site Improvements and Parking	0.6	0.0	0.8	0.9	1.4	0.0	0.1	0.0	0.0	0.0	3.8	0.8%
Subtotal	11.7	6.9	6.0	6.6	2.5	3.7	3.3	0.6	1.4	7.3	49.9	10.5%
<b>TOTAL STATE FUNDED IMPROVEMENTS</b>	<b>47.7</b>	<b>89.9</b>	<b>68.3</b>	<b>64.5</b>	<b>59.5</b>	<b>27.5</b>	<b>35.3</b>	<b>16.2</b>	<b>28.7</b>	<b>36.9</b>	<b>474.4</b>	<b>100.0%</b>

**INSTITUTION FUNDED IMPROVEMENTS**

PROJECT TYPE	1995-96	1996-97	1997-98	1998-99	1999-00	2000-01	2001-02	2002-03	2003-04	2004-05	1995-2004	% of Total
<b>ACADEMIC SPACE</b>												
Renovation of Academic Space	4.8	4.6	2.4	5.5	0.8	0.6	0.8	2.8	1.3	0.6	24.2	5.3%
Replace Obsolete Academic Space & Equip	0.7	5.0	0.0	0.0	0.0	0.1	0.2	2.3	0.0	20.1	28.3	6.1%
New Academic Space & Equip For Current Enrollment	0.0	9.2	6.8	0.0	1.0	7.5	7.5	0.0	11.6	3.5	47.0	10.2%
New Academic Space For Planned Growth	0.0	4.5	1.9	1.3	0.8	2.0	1.0	0.8	1.1	0.8	14.2	3.1%
Library Renovations and Additions	3.6	10.1	0.0	0.0	0.0	0.0	0.0	0.0	0.0	0.0	13.7	3.0%
Subtotal	9.0	33.4	11.1	6.9	2.6	10.2	9.5	5.8	13.9	25.0	127.4	27.6%
<b>BUILDING OPERATIONS</b>												
Health and Life Safety Hazards/Codes	0.1	0.1	0.2	0.8	0.3	0.3	0.2	0.2	0.2	1.7	3.7	0.8%
Physical Plant Support	0.1	2.2	0.0	0.0	0.0	0.0	0.0	0.0	0.0	0.0	2.3	0.5%
Site Improvements and Parking	9.3	1.2	1.6	1.4	1.1	0.6	1.9	0.3	0.3	2.1	19.8	4.3%
Subtotal	9.5	3.4	1.8	2.2	1.4	0.9	2.1	0.4	0.4	3.8	25.8	5.6%
<b>RESEARCH AND CLINICS</b>	<b>7.5</b>	<b>64.8</b>	<b>8.2</b>	<b>0.0</b>	<b>43.4</b>	<b>3.3</b>	<b>0.0</b>	<b>0.0</b>	<b>1.0</b>	<b>0.0</b>	<b>128.2</b>	<b>27.8%</b>
<b>STUDENT HOUSING AND AUXILIARY SERVICES</b>	<b>17.8</b>	<b>43.5</b>	<b>6.7</b>	<b>13.8</b>	<b>23.1</b>	<b>7.0</b>	<b>9.1</b>	<b>3.6</b>	<b>26.7</b>	<b>28.8</b>	<b>180.0</b>	<b>39.0%</b>
<b>TOTAL INSTITUTION FUNDED IMPROVEMENTS</b>	<b>43.9</b>	<b>145.0</b>	<b>27.5</b>	<b>22.8</b>	<b>70.5</b>	<b>21.4</b>	<b>20.6</b>	<b>9.8</b>	<b>42.1</b>	<b>57.6</b>	<b>461.4</b>	<b>100.0%</b>

BEST COPY AVAILABLE

# COLORADO HIGHER EDUCATION TEN YEAR IMPROVEMENTS PROGRAM

Projects by Type  
(in thousands of dollars)

## RENOVATION OF ACADEMIC SPACE

TABLE A

	PRIOR	95-96	96-97	97-98	98-99	99-00	00-01	01-02	02-03	03-04	04-05
<b>ADAMS STATE COLLEGE</b>											
Richardson Hall Renovation Administration ASF: 15,840				458	3,100						
		TOTAL: \$3,558	CCFE	PP	C,E						
Business and Economics Building Renov Business/Economics ASF: 14,352					270	1,965					
		TOTAL: \$2,235	CCFE		PP	C,E					
Plachy Hall Addition/Renovation Physical Education ASF: 62,300					296	2,032					
		TOTAL: \$2,328	CCFE		PP	C,E					
<b>ARAPAHOE COMMUNITY COLLEGE</b>											
Theater Lighting/Seating Renovations General Education/Theater ASF:									586		
		TOTAL: \$586	CCFE						PP,C,E		
<b>AURARIA HIGHER EDUCATION CENTER</b>											
Student Union Remodeling for Academics General Education ASF: 78,010	5,262	1,667									
	PP,C	E									
		TOTAL: \$6,950	CCFE								
<b>COLORADO SCHOOL OF MINES</b>											
Hill Hall Renovation & Addition Metallurgy ASF: 0			1,860		2,440						
		TOTAL: \$4,300	CFE	C,E	C,E						
Hill Hall Renovation & Addition Metallurgy ASF: 75,254	1,067	5,981	7,900	1,684							
	PP	C,E	C,E	C,E							
		TOTAL: \$16,633	CCFE								
Meyer Hall Physics ASF: 28,611				277	3,771						
		TOTAL: \$4,048	CCFE	PP	C						
Green Center Renovation Computer Sci, Geophysics ASF: 88,234					178	2,808					
		TOTAL: \$2,986	CCFE		PP,C	C,E					
Gymnasium Renovation Phys Ed/Athletics ASF: 44,246						45	181	3,100			
		TOTAL: \$3,326	CCFE			PP	PP	C			
Chauvenet Hall Renovation ASF: 13,887						51	193	3,480			
		TOTAL: \$3,724	CCFE			PP	PP	C			
Guggenheim Hall Renovation Administration ASF: 18,639						45	180	3,099			
		TOTAL: \$3,325	CCFE			PP	C	C			

# COLORADO HIGHER EDUCATION TEN YEAR IMPROVEMENTS PROGRAM

Projects by Type  
(in thousands of dollars)

**TABLE A**

## RENOVATION OF ACADEMIC SPACE

	PRIOR	95-96	96-97	97-98	98-99	99-00	00-01	01-02	02-03	03-04	04-05
<b>COLORADO SCHOOL OF MINES</b>											
Experimental Mine Renovation Mining						45	596				
ASF:						PP	C,E				
TOTAL: \$641											
Unit Operations Renovation						15	140				
ASF:						PP	C				
TOTAL: \$155											
Observatory Renovation - Bergen Park Geophysics							5	75			
ASF:							PP	C			
TOTAL: \$80											
Brown Hall Renovation Engineering, Mining									12	974	
ASF: 63,253									PP	PP,C	
TOTAL: \$991											
Materials Processing Laboratory Renov Materials Science			499								
ASF:			PP,C,E								
TOTAL: \$499											
Materials Processing Laboratory Renov Materials Science			499								
ASF:			PP,C,E								
TOTAL: \$499											
<b>COLORADO STATE UNIV VETERINARY MEDICINE</b>											
Surgical Met Remodel (ARBL II) Animal Reproduction			684								
ASF: 0			PP,C,E								
TOTAL: \$684											
Surgical Met Remodel (ARBL II) Animal Reproduction			685								
ASF: 13,800			PP,C,E								
TOTAL: \$685											
VTH Kennel Renovation Veterinary Medicine							77				
ASF: 3,000							PP,C				
TOTAL: \$77											
VTH Kennel Renovation Veterinary Medicine							83				
ASF: 3,000							PP,C				
TOTAL: \$83											
<b>COLORADO STATE UNIVERSITY</b>											
Rockwell Hall - Phase II Business			2,452								
ASF: 10,716			C,E								
TOTAL: \$2,452											
Building Revitalization Program Multiple Academic Programs		495	436	477	590	484	743	451	1,258	641	
ASF: 541,366		PP,C,E	PP,C,E	PP,C,E	PP,C,E	PP,C,E	PP,C,E	PP,C,E	PP,C,E	PP,C,E	
TOTAL: \$6,001											
Building Revitalization Program Multiple Academic Programs		495	436	477	590	484	743	451	1,258	641	
ASF: 541,366		PP,C,E	PP,C,E	PP,C,E	PP,C,E	PP,C,E	PP,C,E	PP,C,E	PP,C,E	PP,C,E	
TOTAL: \$6,001											





# COLORADO HIGHER EDUCATION TEN YEAR IMPROVEMENTS PROGRAM

Projects by Type  
(in thousands of dollars)

## RENOVATION OF ACADEMIC SPACE

**TABLE A**

	PRIOR	95-96	96-97	97-98	98-99	99-00	00-01	01-02	02-03	03-04	04-05
<b>COLORADO STATE UNIVERSITY</b>											
Engineering Addition/Renovation Engineering ASF: 18,667    TOTAL: \$2,000    CFE			500	750	750						
			PP,E	C,E	C,E						
Engineering Addition/Renovation Engineering ASF: 51,333    TOTAL: \$5,500    CCFE			500	3,000	2,000						
			PP,E	C,E	C,E						
BL-3 Laboratory Relocations Graduate Instruction/Research ASF: 2,000    TOTAL: \$325    CFE			325								
			PP,C,E								
South College Gym Renovation Exercise and Sports Science ASF: 53,700    TOTAL: \$500    CFE			500								
			PP,C								
Vocational Education Remodeling Ecological Mgmt Military Lands ASF: 9,400    TOTAL: \$461    CFE		461									
		PP,C,E									
Anatomy Laboratory Renovation Anatomy and Neuronal Biology ASF: 3,000    TOTAL: \$120    CFE			120								
			PP,C,E								
University Computer Ctr Relocation Administration ASF: 4,000    TOTAL: \$240    CFE						240					
						PP,C,E					
Biology Greenhouses and Support Facilit Biology ASF: 4,000    TOTAL: \$200    CFE						200					
						PP,C,E					
Vet Science Annex Remodel Industrial Sciences ASF: 3,100    TOTAL: \$200    CFE				200							
				PP,C,E							
Relocate Natural Sciences Dean Natural Sciences ASF: 4,000    TOTAL: \$150    CFE							150				
							PP,C,E				
Remodel Dairy Room 107 Agriculture ASF: 700    TOTAL: \$100    CFE							100				
							PP,C,E				
Public Relations and Print Facility Public Relations/Printing ASF: 19,000    TOTAL: \$915    CFE									915		
									PP,C,E		
Tri-Ethnic Center Renovation Psychology ASF: 3,000    TOTAL: \$100    CFE								100			
								PP,C,E			
Environmental Learning Center Environmental Science ASF: 5,000    TOTAL: \$750    CFE				500	250						
				PP,C	C,E						

# COLORADO HIGHER EDUCATION TEN YEAR IMPROVEMENTS PROGRAM

Projects by Type  
(in thousands of dollars)

## RENOVATION OF ACADEMIC SPACE

**TABLE A**

	PRIOR	95-96	96-97	97-98	98-99	99-00	00-01	01-02	02-03	03-04	04-05
<b>COLORADO STATE UNIVERSITY</b>											
Pathology Research Labs Remodeling									225		
Pathology									PP,C,E		
ASF: 3,500    TOTAL: \$225    CFE											
Potato Virus/Weed Resistance Renovation							255				
Plant Pathology							PP,C,E				
ASF: 3,000    TOTAL: \$255    CCFE											
Marrow Transplant Lab										75	
Pathology										PP,C,E	
ASF: 1,500    TOTAL: \$75    CFE											
<b>FORT LEWIS COLLEGE</b>											
North Wing Renovation Phase V					101	884					
ASF: 9,830    TOTAL: \$985    CCFE					PP	C,E					
Theatra Renovation				78	684	37					
Performing Arts				PP	C	E					
ASF: 10,200    TOTAL: \$799    CCFE											
Academic Renovation							417	1,500	2,064		
General Classrooms, Offices							PP	C	C,E		
ASF: 33,650    TOTAL: \$3,981    CCFE											
Hesperus Hall Renovation									346	602	2,294
Business, Education, Psych									PP	C	C,E
ASF: 27,500    TOTAL: \$3,242    CCFE											
<b>HISTORICAL SOCIETY</b>											
Colorado History Museum Collect Storage										250	
Colorado History										PP,C,E	
ASF:            TOTAL: \$250    CCFE											
<b>LAHAR COMMUNITY COLLEGE</b>											
Renovata Betz - Student Services										522	
Student Services										C	
ASF: 5,096    TOTAL: \$522    CCFE											
Renovata Betz - Student Services				120	522	180					
Student Services				PP	C	E					
ASF: 5,096    TOTAL: \$822    CF											
Renovata Betz - Academic Instruction								83	718	120	
General Academic/Vocational								PP	C	E	
ASF: 15,000    TOTAL: \$921    CCFE											
Renovata Trustees - Instruction									75	604	105
General Academic/Vocational									PP	C	E
ASF: 13,100    TOTAL: \$784    CCFE											

# COLORADO HIGHER EDUCATION TEN YEAR IMPROVEMENTS PROGRAM

Projects by Type  
(in thousands of dollars)

## RENOVATION OF ACADEMIC SPACE

## TABLE A

	PRIOR	95-96	96-97	97-98	98-99	99-00	00-01	01-02	02-03	03-04	04-05
<b>LAMAR COMMUNITY COLLEGE</b>											
Renovate Bowman Administration									67	552	75
ASF: 10,050	TOTAL: \$694	CCFE							PP	C	E
<b>PIKES PEAK COMMUNITY COLLEGE</b>											
Technology Lab Renovation-Breckenridge Electronics, Computer			239								
ASF: 4,750	TOTAL: \$239	CCFE	PP,C								
Facility Renovation CIP-G2, Centennial Integrated Technology				286	2,499	380					
ASF: 19,000	TOTAL: \$3,165	CCFE		PP	PP,C	EO					
Facility Renovation CIP G-4, Centennial Campus Wide Programs									204	1,847	280
ASF: 14,000	TOTAL: \$2,331	CCFE							PP	PP,C	E
<b>PUEBLO COMMUNITY COLLEGE</b>											
Replacement of Health Sciences Health Sciences			553								
ASF:	TOTAL: \$553	CCFE	C,E								
Academic Tech/Industrial Tech Renovation Industrial Technology			697								
ASF:	TOTAL: \$697	CCFE	C,E								
Health Sciences Facility Renovation Health Sciences			758								
ASF:	TOTAL: \$758	CCFE	C,E								
<b>TRINIDAD STATE JUNIOR COLLEGE</b>											
Scott Gym Renovation Physical Education		160	1,352	143							
ASF:	TOTAL: \$1,655	CCFE	PP	C	E						
<b>UNIVERSITY OF COLORADO, BOULDER</b>											
Porter Biosciences Renovation Biology		1,499	4,505	4,066	1,306						
ASF: 120,000	TOTAL: \$11,456	CCFE	PP	PP,C,E	PP,C,E	PP,C,E					
Geology Building Renovation Journalism/Communications					300	2,000	200				
ASF: 28,700	TOTAL: \$2,500	CCFE			PP	C	E				
Hellems Building Renovation Foreign Language							2,500				
ASF: 53,700	TOTAL: \$2,500	CCFE					PP,C,E				
Woodbury Building Renovation Humanities								1,000			
ASF: 8,252	TOTAL: \$1,000	CCFE						PP,C,E			

# COLORADO HIGHER EDUCATION TEN YEAR IMPROVEMENTS PROGRAM

Projects by Type  
(in thousands of dollars)

## RENOVATION OF ACADEMIC SPACE

TABLE A

	PRIOR	95-96	96-97	97-98	98-99	99-00	00-01	01-02	02-03	03-04	04-05
<b>UNIVERSITY OF COLORADO, BOULDER</b>											
Mackay Auditorium Renovation										1,100	
Music Performance										PP,C	
ASF: 2,625											
TOTAL: \$1,100											
CCFE											
Mackay Auditorium Renovation										1,100	
Music Performance										PP,C,E	
ASF: 2,625											
TOTAL: \$1,100											
CFE											
Carlson Gymnasium Renovation											1,700
Kinesiology											PP,C,E
ASF: 37,838											
TOTAL: \$1,700											
CCFE											
Guggenheim Building Renovation											2,300
Geography											PP,C,E
ASF: 14,900											
TOTAL: \$2,300											
CCFE											
Eleley Chemistry Renovation						2,500					
Chemistry						PP,C,E					
ASF: 16,000											
TOTAL: \$2,500											
CCFE											
<b>UNIVERSITY OF COLORADO, COLORADO SPRINGS</b>											
Main, Library, Science Remodeling				3,750	529						
Library/Biology/Chemistry				PP,C	E						
ASF: 37,220											
TOTAL: \$4,279											
CCFE											
<b>UNIVERSITY OF COLORADO, HEALTH SCIENCES CTR</b>											
Renovate Campus Center Backfill Space						1,000					
ASF:						PP,C,E					
TOTAL: \$1,000											
CFE											
<b>UNIVERSITY OF NORTHERN COLORADO</b>											
Gunter Hall Renovation			5,734	2,980							
Health and Human Sciences			PP,C,E	C							
ASF: 66,333											
TOTAL: \$8,714											
CCFE											
Womens Resource Center											678
Women's Studies											PP,C
ASF:											
TOTAL: \$678											
CF											
Guggenheim/Crabbe Halls Renov/Addition						585	5,707	725			
Fine Arts						PP	C	E			
ASF:											
TOTAL: \$7,017											
CCFE											
Ross Hall Renovation						648	389	3,570			
Sciences						PP	C	C			
ASF:											
TOTAL: \$4,607											
CCFE											
<b>UNIVERSITY OF NORTHERN COLORADO</b>											
Gray Hall Renovation							146	1,310			
Administration							PP	C			
ASF:											
TOTAL: \$1,456											
CCFE											

# COLORADO HIGHER EDUCATION TEN YEAR IMPROVEMENTS PROGRAM

Projects by Type  
(in thousands of dollars)

## RENOVATION OF ACADEMIC SPACE

**TABLE A**

	PRIOR	95-96	96-97	97-98	98-99	99-00	00-01	01-02	02-03	03-04	04-05
<b>UNIVERSITY OF NORTHERN COLORADO</b>											
Fraiser Hall Renovation									383	3,147	308
Music									PP	C	C,E
ASF:											
TOTAL: \$3,838 CCFE											
<b>TOTAL COST</b>	10,996	13,142	19,519	23,325	26,466	18,564	11,485	14,016	11,882	8,603	6,231

# COLORADO HIGHER EDUCATION TEN YEAR IMPROVEMENTS PROGRAM

Projects by Type  
(in thousands of dollars)

## REPLACEMENT OF OBSOLETE ACADEMIC SPACE/EQUIPMENT

TABLE B

	PRIOR	95-96	96-97	97-98	98-99	99-00	00-01	01-02	02-03	03-04	04-05
<b>ADAMS STATE COLLEGE</b>											
New Science Building or Renov/Addition Science ASF: 34,751      TOTAL: \$8,234      CCFE	739 PP		6,803 C	693 E							
New Fine Arts/Performing Arts Add/Renov Fine/Performing Arts ASF: 25,000      TOTAL: \$5,400      CCFE			825 PP	4,575 C,E							
<b>AURARIA HIGHER EDUCATION CENTER</b>											
Architecture & Planning Facility Architecture/Planning ASF: 45,114      TOTAL: \$7,142      CCFE									731 PP	6,121 C	291 E
<b>COLORADO STATE UNIV FOREST SERVICE</b>											
CFSF District Office Replacement Forestry ASF: 26,600      TOTAL: \$3,747      CCFE				601 PP,C,E	587 PP,C,E	851 PP,C,E	1,156 PP,C,E	552 PP,C,E			
<b>COLORADO STATE UNIV VETERINARY MEDICINE</b>											
VTH Data Linked Image Archive Veterinary Medicine ASF:              TOTAL: \$168      CCFE										168 E	
VTH Data Linked Image Archive Veterinary Medicine ASF:              TOTAL: \$182      CFE										182 E	
C-Arm Intraoperative Imaging Veterinary Medicine ASF:              TOTAL: \$50      CCFE								50 E			
C-Arm Intraoperative imaging Veterinary Medicine ASF:              TOTAL: \$55      CFE								55 E			
Long Term Pet Care Veterinary Medicine ASF: 13,500      TOTAL: \$2,100      CFE										2,100 PP,C,E	
Computerized Radiography Veterinary Medicine ASF:              TOTAL: \$144      CCFE										144 E	
Computerized Radiography Veterinary Medicine ASF:              TOTAL: \$156      CFE										156 E	
VTH Autoclaves - Two Veterinary Medicine ASF:              TOTAL: \$62      CCFE											62 E

# COLORADO HIGHER EDUCATION TEN YEAR IMPROVEMENTS PROGRAM

Projects by Type  
(in thousands of dollars)

## REPLACEMENT OF OBSOLETE ACADEMIC SPACE/EQUIPMENT

TABLE B

	PRIOR	95-96	96-97	97-98	98-99	99-00	00-01	01-02	02-03	03-04	04-05
<b>COLORADO STATE UNIV VETERINARY MEDICINE</b>											
VTH Autoclaves - Two Veterinary Medicine ASF: TOTAL: \$68 CFE											68 E
Ethylene Oxide Sterilizer Veterinary Medicine ASF: TOTAL: \$35 CCFE											35 E
Ethylene Oxide Sterilizer Veterinary Medicine ASF: TOTAL: \$37 CFE											37 E
<b>COLORADO STATE UNIVERSITY</b>											
Animal Sciences Relocation Animal Sciences ASF: 50,000 TOTAL: \$4,874 CCFE										2,000 PP,C	2,874 C,E
University Greenhouse Expansion Agriculture/Biology ASF: 13,400 TOTAL: \$1,000 CCFE									1,000 PP,C,E		
<b>FORT LEWIS COLLEGE</b>											
New Theater Space Phase IV Performing Arts ASF: 13,776 TOTAL: \$2,990 CCFE						260 PP	2,730 C,E				
Science Replacement Physical Sci, Engin, Bio-Ag ASF: 33,650 TOTAL: \$5,923 CCFE			2,000 PP,C,E	323 PP	3,600 C,E						
<b>MESA COLLEGE</b>											
Wubben Hall Renov/Expansion Natural Sciences/Mat ASF: TOTAL: \$8,725 CCFE			3,782 PP,C	805 PP	4,137 C,E						
Walter Walker Fine Arts Renov/Expansion Fine Arts ASF: 8,000 TOTAL: \$2,744 CCFE					288 PP	2,457 C,E					
<b>TRINIDAD STATE JUNIOR COLLEGE</b>											
Campus Instructional Equipment General Education ASF: TOTAL: \$521 CCFE										521 E	
Museum Building at Grandview Terrace Natural History Museum ASF: 9,783 TOTAL: \$3,000 CCFE											3,000 C
Museum Building at Grandview Terrace Natural History Museum ASF: 65,217 TOTAL: \$20,000 CFE											20,000 PP,C,E

# COLORADO HIGHER EDUCATION TEN YEAR IMPROVEMENTS PROGRAM

Projects by Type  
(in thousands of dollars)

## REPLACEMENT OF OBSOLETE ACADEMIC SPACE/EQUIPMENT

## TABLE B

	PRIOR	95-96	96-97	97-98	98-99	99-00	00-01	01-02	02-03	03-04	04-05
<b>UNIVERSITY OF COLORADO, COLORADO SPRINGS</b>											
Classroom Replacement Facility		1,192	11,755	2,692							
Educ/Engl/Hist/Comm/General		PP	C	E							
ASF: 75,909											
TOTAL: \$15,639											
CCFE											
<b>UNIVERSITY OF COLORADO, HEALTH SCIENCES CTR</b>											
Education Center		454	6,346								
Medicine/Nursing		PP	C,E								
ASF:											
TOTAL: \$6,800											
CCFE											
Education Center		687	5,013								
Medicine/Nursing		PP	C,E								
ASF:											
TOTAL: \$5,700											
CF											
<b>TOTAL COST</b>	<b>3,782</b>	<b>5,877</b>	<b>35,490</b>	<b>14,617</b>	<b>847</b>	<b>3,581</b>	<b>1,261</b>	<b>902</b>	<b>4,652</b>	<b>8,121</b>	<b>26,367</b>



# COLORADO HIGHER EDUCATION TEN YEAR IMPROVEMENTS PROGRAM

Projects by Type  
(in thousands of dollars)

## NEW ACADEMIC SPACE/EQUIPMENT FOR CURRENT ENROLLMENT TABLE C

	PRIOR	95-96	96-97	97-98	98-99	99-00	00-01	01-02	02-03	03-04	04-05
<b>ARAPAHOE COMMUNITY COLLEGE</b>											
Computer Access Network General Education ASF: TOTAL: \$240 CCFE			240								
											PP,C,E
<b>AURARIA HIGHER EDUCATION CENTER</b>											
Student Union Addition-Performing Arts Performing Arts ASF: 22,000 TOTAL: \$6,825 CCFE			683	5,801	341						
											PP C E
Classroom Building General Education ASF: 8,100 TOTAL: \$29,427 CCFE			3,007	12,529	12,529	1,364					
											PP C E
Science Building Addition Sciences ASF: TOTAL: \$7,634 CCFE							785	6,539		311	
											PP C E
<b>COLORADO STATE UNIVERSITY</b>											
Performing Arts Center Performing Arts ASF: 22,500 TOTAL: \$5,000 CCFE						1,000	2,000	2,000			
											PP C C,E
Performing Arts Center Performing Arts ASF: 67,500 TOTAL: \$15,000 CFE						1,000	7,000	7,000			
											PP C C,E
Large Animal Metabolic Laboratory Animal Sciences ASF: 5,000 TOTAL: \$285 CCFE					285						
											PP,C,E
Anatomy/Zoology Addition Neurosciences Center ASF: 5,000 TOTAL: \$1,000 CFE							500	500			
											PP,C C,E
Chemistry Addition/Lecture Auditorium Chemistry ASF: 25,000 TOTAL: \$3,500 CCFE											3,500 PP,C,E
Chemistry Addition/Lecture Auditorium Chemistry ASF: 25,000 TOTAL: \$3,500 CFE											3,500 PP,C,E
Equine Reproduction Laboratory Expansio Equine Science ASF: 4,000 TOTAL: \$250 CCFE										250	
											PP,C,E
Raptor Facility Expansion Raptor Program ASF: 3,000 TOTAL: \$150 CFE				150							
											PP,C,E
Zero Energy Building Agriculture ASF: 13,000 TOTAL: \$2,600 CFE											2,600 C,E

# COLORADO HIGHER EDUCATION TEN YEAR IMPROVEMENTS PROGRAM

Projects by Type  
(in thousands of dollars)

## NEW ACADEMIC SPACE/EQUIPMENT FOR CURRENT ENROLLMENT TABLE C

	PRIOR	95-96	96-97	97-98	98-99	99-00	00-01	01-02	02-03	03-04	04-05
<b>FORT LEWIS COLLEGE</b>											
South West Center					300	3,367	2,934				
Southwest Studies					PP	PP,C	C,E				
ASF: 36,330											
TOTAL: \$6,601											
CCFE											
<b>HPER Expansion</b>											
Physical Education							173	1,770		226	
ASF: 11,300							PP	C		E	
TOTAL: \$2,169											
CCFE											
<b>FRONT RANGE COMMUNITY COLLEGE</b>											
Class/Lab/Library/Office Addit & Renov	118	8,071	2,894								
Science/Gen Ed/Library/Office	PP	PP,C	E								
ASF: 56,783											
TOTAL: \$11,083											
CCF											
<b>Classroom/Lab/Office/Physical Plant</b>											
Gen Ed/Office/Plant					489	4,709					
ASF:					PP	C,E					
TOTAL: \$4,898											
CCFE											
<b>Classroom/Lab/Office/Auditorium</b>											
General Education					812	7,308					
ASF:						PP	C,E				
TOTAL: \$8,120											
CCFE											
<b>PIKES PEAK COMMUNITY COLLEGE</b>											
Facility Expansion CIP G-3, Centennial							482	4,517		400	
Campus Wide Programs							PP	P,C		E	
ASF: 24,500											
TOTAL: \$5,399											
CCFE											
<b>RED ROCKS COMMUNITY COLLEGE</b>											
Class/Lab/Library/Office Addit & Renov	9,513	822									
General Education	PP,C	E									
ASF: 35,500											
TOTAL: \$10,335											
CCFE											
<b>TRINIDAD STATE JUNIOR COLLEGE</b>											
General Academic Equipment				116							
General Education				E							
ASF:											
TOTAL: \$116											
CCFE											
<b>Messari Addition to Performing Arts Ctr</b>											
Performing Arts							140	1,080			
ASF:							PP	C,E			
TOTAL: \$1,220											
CCFE											

# COLORADO HIGHER EDUCATION TEN YEAR IMPROVEMENTS PROGRAM

Projects by Type  
(in thousands of dollars)

## NEW ACADEMIC SPACE/EQUIPMENT FOR CURRENT ENROLLMENT TABLE C

	PRIOR	95-96	96-97	97-98	98-99	99-00	00-01	01-02	02-03	03-04	04-05
<b>UNIVERSITY OF COLORADO, BOULDER</b>											
Engineering Integrated Teaching Lab	598	2,550									
Engineering											C,E
ASF: 14,000	TOTAL: \$3,148	CCFE									
Imig Music Building Addition	2,096	1,331									
Music											PP,C,E
ASF: 10,100	TOTAL: \$3,426	CCFE									
New Humanities Facility/Woodbury Renov	1,653	8,704	3,210								
		PP	C	E							
ASF: 34,900	TOTAL: \$13,568	CCFE									
Engineering Center Expansion			5,692								
Engineering											PP,C,E
ASF: 18,000	TOTAL: \$5,692	CFE									
Duane Physical Lab Addition for APAS										1,500	
Astrophysics/Planet/Atmosphere											C,E
ASF: 8,438	TOTAL: \$1,500	CFE									
Duane Physical Lab Addition for APAS										1,500	5,000
Astrophysics/Planet/Atmosphere										PP	C
ASF: 18,562	TOTAL: \$6,500	CCFE									
Business Building Addition										7,500	
Business											PP,C,E
ASF: 24,000	TOTAL: \$7,500	CFE									
<b>UNIVERSITY OF COLORADO, HEALTH SCIENCES CTR</b>											
Dept. of Health Building Acquis/Remodel			3,326								
											PP,C,E
ASF:	TOTAL: \$3,326	CFE									
<b>WESTERN STATE COLLEGE</b>											
Field House Intramural Facility Expan				6,762							
Kinesiology/Recreation/Ath											C,E
ASF:	TOTAL: \$6,762	CFE									
Kines/Rec/Athl Expansion/Upgrade	592	5,391									
Kinesiology/Recreation/Ath											PP
ASF:	TOTAL: \$5,985	CCFE									
<b>TOTAL COST</b>	<b>12,324</b>	<b>15,019</b>	<b>30,203</b>	<b>29,092</b>	<b>22,043</b>	<b>14,228</b>	<b>16,055</b>	<b>18,209</b>	<b>787</b>	<b>13,100</b>	<b>12,000</b>

# COLORADO HIGHER EDUCATION TEN YEAR IMPROVEMENTS PROGRAM

Projects by Type  
(in thousands of dollars)

## NEW ACADEMIC SPACE FOR PLANNED GROWTH

**TABLE D**

	PRIOR	95-96	96-97	97-98	98-99	99-00	00-01	01-02	02-03	03-04	04-05
<b>COLORADO COMMUNITY COLLEGES SYSTEM</b>											
Lowry Phase I General Education ASF: 474,658    TOTAL: \$4,931    CCFE	1,982 PP,C	1,207 PP,C	988 PP,C	755 PP,C							
Lowry Phase II General Education ASF:            TOTAL: \$8,826    CFE					1,322 PP,C	755 PP,C	905 PP,C	989 PP,C	820 PP,C	1,091 PP,C	775 PP,C
<b>COLORADO STATE UNIV VETERINARY MEDICINE</b>											
VTH Large Animal Addition Veterinary Medicine ASF: 6,000    TOTAL: \$1,051    CCFE								1,051 PP,C,E			
VTH Large Animal Addition Veterinary Medicine ASF: 6,000    TOTAL: \$1,138    CFE								1,138 PP,C,E			
<b>PUEBLO COMMUNITY COLLEGE</b>											
Advanced Technology Center Manufacturing ASF:            TOTAL: \$6,127    CCFE	4,000 PP,C		2,127 C,E								
Canon City Center General Education ASF:            TOTAL: \$5,854    CFE			3,961 P,C	1,893 C,E							
<b>UNIVERSITY OF COLORADO, COLORADO SPRINGS</b>											
Engineering Expansion Physics, Engineering, Math ASF: 18,650    TOTAL: \$5,144    CCFE							472 PP	4,321 C	351 E		
Humanities/Theater Building Anth,Eng,Phil,Lang,FA,Theater ASF: 19,000    TOTAL: \$8,409    CCFE										776 PP	6,954 C
<b>UNIVERSITY OF NORTHERN COLORADO</b>											
New Academic Building General Education ASF:            TOTAL: \$9,118    CCFE					719 PP	7,378 C	1,020 E				
<b>UNIVERSITY OF SOUTHERN COLORADO</b>											
School of Business Classroom Facility Business ASF:            TOTAL: \$532    CFE			532 E								

# COLORADO HIGHER EDUCATION TEN YEAR IMPROVEMENTS PROGRAM

Projects by Type  
(in thousands of dollars)

## NEW ACADEMIC SPACE FOR PLANNED GROWTH

**TABLE D**

	PRIOR	95-96	96-97	97-98	98-99	99-00	00-01	01-02	02-03	03-04	04-05
<b>UNIVERSITY OF SOUTHERN COLORADO</b>											
School of Business Classroom Facility											
Business		339	3,221								
ASF: 33,846		PP	C								
TOTAL: \$3,560											
CCFE											
Languages Building											
Lang, Soc, Hist, Poli Sci, Ed								949	8,541	670	
ASF: 73,000								PP	C	E	
TOTAL: \$10,160											
CCFE											
<b>TOTAL COST</b>	<b>5,982</b>	<b>1,545</b>	<b>10,829</b>	<b>3,367</b>	<b>8,700</b>	<b>1,775</b>	<b>3,566</b>	<b>5,310</b>	<b>2,120</b>	<b>10,408</b>	<b>8,399</b>

# COLORADO HIGHER EDUCATION TEN YEAR IMPROVEMENTS PROGRAM

Projects by Type  
(in thousands of dollars)

**TABLE E**

## **LIBRARY RENOVATIONS AND ADDITIONS**

	PRIOR	95-96	96-97	97-98	98-99	99-00	00-01	01-02	02-03	03-04	04-05
<b>AURARIA HIGHER EDUCATION CENTER</b>											
Library Addition					1,170	9,752	488				
Library					PP	C	E				
ASF: 72,267											
TOTAL: \$11,410											
CCFE											
<b>COLORADO SCHOOL OF MINES</b>											
Library Renovation							38	156	2,394		
Library							PP	PP	C		
ASF: 56,095											
TOTAL: \$2,588											
CCFE											
<b>COLORADO STATE UNIVERSITY</b>											
Morgan Library Addition/Renovation		2,250	3,190								
Library		PP,C	C								
ASF: 40,100											
TOTAL: \$5,440											
CFE											
Morgan Library Addition/Renovation		6,372	5,324	2,734							
Library		PP,C	C	C,E							
ASF: 60,040											
TOTAL: \$14,430											
CCFE											
<b>FORT LEWIS COLLEGE</b>											
Reed Library Expansion and Renovation			345	2,509	369						
Library			PP	C	E						
ASF: 18,470											
TOTAL: \$3,223											
CCFE											
<b>UNIVERSITY OF COLORADO, BOULDER</b>											
Science Library Compact Storage								750	2,000	1,000	
Sciences/Library								PP	C	E	
ASF: 20,000											
TOTAL: \$3,750											
CCFE											
Science Library, Phase II											1,600
Library											PP
ASF: 32,000											
TOTAL: \$10,500											
CCFE											
<b>UNIVERSITY OF COLORADO, COLORADO SPRINGS</b>											
Library Addition						811	8,906	953			
Library						PP	C	E			
ASF: 53,000											
TOTAL: \$10,670											
CCFE											
<b>UNIVERSITY OF COLORADO, HEALTH SCIENCES CTR</b>											
Denison Library			342	4,858							
Medical Library			PP	C,E							
ASF: 5,200											
TOTAL: \$5,200											
CCFE											
Denison Library				1,100							
Medical Library				C,E							
ASF: 1,100											
TOTAL: \$1,100											
AUX											

# COLORADO HIGHER EDUCATION TEN YEAR IMPROVEMENTS PROGRAM

Projects by Type  
(in thousands of dollars)

## LIBRARY RENOVATIONS AND ADDITIONS

**TABLE E**

	PRIOR	95-96	96-97	97-98	98-99	99-00	00-01	01-02	02-03	03-04	04-05	
<b>UNIVERSITY OF COLORADO, HEALTH SCIENCES CTR</b>												
Denison Library		387	9,000									
Medical Library		PP	C,E									
ASF:		TOTAL: \$9,000		CF								
<b>UNIVERSITY OF NORTHERN COLORADO</b>												
Fraiser Library Relocation		300	2,279									
Music		PP	C,E									
ASF:		TOTAL: \$2,549		CCFE								
Michener Library Renovation					494	4,344	2,737					
Library					PP	C,E	C,E					
ASF:		TOTAL: \$7,575		CCFE								
<b>TOTAL COST</b>		<b>8,622</b>	<b>9,543</b>	<b>20,316</b>	<b>3,003</b>	<b>6,694</b>	<b>21,433</b>	<b>1,597</b>	<b>3,144</b>	<b>2,000</b>	<b>1,000</b>	<b>1,600</b>

# COLORADO HIGHER EDUCATION TEN YEAR IMPROVEMENTS PROGRAM

Projects by Type  
(in thousands of dollars)

## HEALTH AND LIFE SAFETY HAZARDS/CODE COMPLIANCE

**TABLE F**

	PRIOR	95-96	96-97	97-98	98-99	99-00	00-01	01-02	02-03	03-04	04-05
<b>ADAMS STATE COLLEGE</b>											
Campus Fire Alarm System Network				31	125						
Campus Safety				PP	C						
ASF:											
TOTAL:	\$156										
CCFE											
<b>ARAPAHOE COMMUNITY COLLEGE</b>											
Life Safety Improvements-South Building			246								
General Education			PP								
ASF:											
TOTAL:	\$246										
CCFE											
<b>COLORADO STATE UNIV EXPERIMENT STATION</b>											
Pesticide Storage Units			366								
Agriculture			PP,C,E								
ASF:	2,240										
TOTAL:	\$366										
CCFE											
<b>COLORADO STATE UNIVERSITY</b>											
Environmental Health and Safety		200	100	100	100	100	100	100	100	100	100
		PP,C,E	PP,C,E	PP,C,E	PP,C,E	PP,C,E	PP,C,E	PP,C,E	PP,C,E	PP,C,E	PP,C,E
ASF: 0											
TOTAL:	\$1,000										
CCFE											
Environmental Health and Safety		75	100	100	100	100	100	100	100	100	100
		PP,C,E	PP,C,E	PP,C,E	PP,C,E	PP,C,E	PP,C,E	PP,C,E	PP,C,E	PP,C,E	PP,C,E
ASF: 0											
TOTAL:	\$1,000										
CFE											
Architectural Accessibility		50	50	50	50	50	50	50	50	50	50
Physical Plant		PP,C,E	PP,C,E	PP,C,E	PP,C,E	PP,C,E	PP,C,E	PP,C,E	PP,C,E	PP,C,E	PP,C,E
ASF: 0											
TOTAL:	\$500										
CFE											
ERC Health and Life Safety Remodeling					125	125	125				1,500
Engineering					PP,C,E	PP,C,E	PP,C,E				PP,C,E
ASF: 60,000											
TOTAL:	\$1,875										
CFE											
<b>FORT LEWIS COLLEGE</b>											
Art Space Health & Safety Phase II	311	3,833									
Fine Arts	PP	C,E									
ASF: 18,940											
TOTAL:	\$4,144										
CCFE											
South Wing Renovation H&S Phase III			143	1,199							
			PP	C,E							
ASF: 11,042											
TOTAL:	\$1,342										
CCFE											
Master Fire Alarm System			91	952							
Physical Plant			PP	C							
ASF:											
TOTAL:	\$1,043										
CCFE											



# COLORADO HIGHER EDUCATION TEN YEAR IMPROVEMENTS PROGRAM

Projects by Type  
(in thousands of dollars)

## HEALTH AND LIFE SAFETY HAZARDS/CODE COMPLIANCE

TABLE F

	PRIOR	95-96	96-97	97-98	98-99	99-00	00-01	01-02	02-03	03-04	04-05
<b>TRINIDAD STATE JUNIOR COLLEGE</b>											
ADA Campus Access Accessibility											676 C
ASF:	TOTAL: \$676										CCFE
ADA San Luis Campus Access											194 C
ASF:	TOTAL: \$194										CCFE
Construct Walls-Health & Safety Measure											116 C
ASF:	TOTAL: \$116										CCFE
Campus Fire/Security System											273 C,E
ASF:	TOTAL: \$273										CCFE
<b>UNIVERSITY OF COLORADO, BOULDER</b>											
Engineering Center Health & Safety Engineering	3,544	1,709	2,041	1,131	967						
ASF:	TOTAL: \$9,392										PP,C,E PP,C,E PP,C,E PP,C,E
<b>UNIVERSITY OF COLORADO, HEALTH SCIENCES CTR</b>											
ADA Building Modifications			800	1,000							
ASF:	TOTAL: \$1,800										PP,C,E PP,C,E
<b>UNIVERSITY OF NORTHERN COLORADO</b>											
Safety and Security Lighting Physical Plant				500							
ASF:	TOTAL: \$500										PP,C
Parsons Hall Code Corrections General Education											32 PP
ASF:	TOTAL: \$320										CCFE C
<b>UNIVERSITY OF SOUTHERN COLORADO</b>											
Campus Asbestos Survey Physical Plant											9 PP
ASF: 36,554	TOTAL: \$9										CFE
Campus Asbestos Survey Physical Plant											72 PP
ASF: 493,245	TOTAL: \$72										CCFE

# COLORADO HIGHER EDUCATION TEN YEAR IMPROVEMENTS PROGRAM

Projects by Type  
(in thousands of dollars)

## HEALTH AND LIFE SAFETY HAZARDS/CODE COMPLIANCE

TABLE F

	PRIOR	95-96	96-97	97-98	98-99	99-00	00-01	01-02	02-03	03-04	04-05
<b>WESTERN STATE COLLEGE</b>											
Campus Energy Mangement & Fire Alarm Sy											500
Physical Plant											PP,C,E
ASF:											TOTAL: \$500 CFE
<b>TOTAL COST</b>	<b>3,855</b>	<b>7,728</b>	<b>5,618</b>	<b>2,611</b>	<b>1,967</b>	<b>407</b>	<b>663</b>	<b>250</b>	<b>250</b>	<b>250</b>	<b>1,750</b>

# COLORADO HIGHER EDUCATION TEN YEAR IMPROVEMENTS PROGRAM

Projects by Type  
(in thousands of dollars)

## PHYSICAL PLANT SUPPORT FACILITIES

**TABLE G**

	PRIOR	95-96	96-97	97-98	98-99	99-00	00-01	01-02	02-03	03-04	04-05
<b>COLORADO SCHOOL OF MINES</b>											
Carpentry Shop Renovation Physical Plant							403				
ASF: 4,200							C				
TOTAL: \$403											
CCFE											
Heating Plant Renovation Physical Plant								644			
ASF: 8,310								PP,C			
TOTAL: \$644											
CCFE											
New Maintenance Building Physical Plant							214	1,281			
ASF: 15,000							PP	C			
TOTAL: \$1,496											
CCFE											
<b>COLORADO STATE UNIVERSITY</b>											
Heating Plant Storage Tanks Facilities Management					375						
ASF: 0					PP,C,E						
TOTAL: \$375											
CCFE											
<b>HISTORICAL SOCIETY</b>											
Georgetown Loop HMRP Equipment Shelter Physical Plant										156	
ASF: 156										PP,C,E	
TOTAL: \$156											
CCFE											
<b>MESA COLLEGE</b>											
Service Center Renovation/Expansion Physical Plant								106	887		
ASF: 15,040								PP	C,E		
TOTAL: \$993											
CCFE											
<b>UNIVERSITY OF COLORADO, COLORADO SPRINGS</b>											
Physical Plant				2,233	471						
Physical Plant				PP,C	E						
ASF: 26,945											
TOTAL: \$2,704											
CCFE											
<b>UNIVERSITY OF COLORADO, HEALTH SCIENCES CTR</b>											
Loading Dock Service Facility Physical Plant										100	
ASF: 100										C,E	
TOTAL: \$100											
AUX											
Loading Dock Service Facility Physical Plant					149	2,051					
ASF: 2,200					PP	C,E					
TOTAL: \$2,200											
CF											

# COLORADO HIGHER EDUCATION TEN YEAR IMPROVEMENTS PROGRAM

Projects by Type  
(in thousands of dollars)

## *PHYSICAL PLANT SUPPORT FACILITIES*

**TABLE G**

	PRIOR	95-96	96-97	97-98	98-99	99-00	00-01	01-02	02-03	03-04	04-05
<b>UNIVERSITY OF NORTHERN COLORADO</b>											
Warehouse Addition											163
Physical Plant											1,697
ASF: TOTAL: \$1,860 CCFE											PP C,E
<b>UNIVERSITY OF SOUTHERN COLORADO</b>											
Physical Plant Operation Addition											205
Physical Plant											1,843
ASF: 15,760 TOTAL: \$2,049 CCFE											PP C
<b>TOTAL COST</b>	<b>2,233</b>	<b>995</b>	<b>2,151</b>	<b>156</b>	<b>0</b>	<b>106</b>	<b>1,505</b>	<b>1,926</b>	<b>0</b>	<b>368</b>	<b>3,540</b>

# COLORADO HIGHER EDUCATION TEN YEAR IMPROVEMENTS PROGRAM

Projects by Type  
(in thousands of dollars)

**TABLE H**

## UTILITY IMPROVEMENTS

	PRIOR	95-96	96-97	97-98	98-99	99-00	00-01	01-02	02-03	03-04	04-05		
<b>ARAPAHOE COMMUNITY COLLEGE</b>													
Communications/Voice/Data Utility ASF:											235 PP,C,E		
TOTAL:											\$235 CCFE		
<b>COLORADO COMMUNITY COLLEGES SYSTEM</b>													
Electronic Alternate Education Technol General Education ASF:											2,073 PP,C,E		
TOTAL:											\$2,073 CCFE		
<b>COLORADO STATE UNIVERSITY</b>													
Underrated Electrical Fault Crnt Physical Plant ASF: 0				288 PP,C	156 C,E								
TOTAL:				\$444							CCFE		
Utility Master Plan Physical Plant ASF: 0					622 PP,C,E	644 PP,C,E	888 PP,C,E	903 PP,C,E	1,376 PP,C,E	553 PP,C,E	443 PP,C,E	476 PP,C,E	1,864 PP,C,E
TOTAL:					\$8,646							CCFE	
<b>FORT LEWIS COLLEGE</b>													
Communications Network Physical Plant ASF:					85 PP	661 C							
TOTAL:					\$746						CCFE		
Irrigation System Rehabilitation Physical Plant ASF:						86 PP	574 C						
TOTAL:					\$660						CCFE		
<b>MESA COLLEGE</b>													
Automation System Physical Plant ASF:											621 PP,C		
TOTAL:											\$621 CCFE		
<b>PIKES PEAK COMMUNITY COLLEGE</b>													
Aspen Building HVAC Improvements General Education ASF:											162 PP,C		
TOTAL:											\$162 CCFE		
Emergency Lighting & Elevator Power General Education ASF:											25 C		
TOTAL:											\$25 CCFE		

BEST COPY AVAILABLE

# COLORADO HIGHER EDUCATION TEN YEAR IMPROVEMENTS PROGRAM

Projects by Type  
(in thousands of dollars)

## UTILITY IMPROVEMENTS

**TABLE H**

	PRIOR	95-96	96-97	97-98	98-99	99-00	00-01	01-02	02-03	03-04	04-05
<b>RED ROCKS COMMUNITY COLLEGE</b>											
Watermain Connection Physical Environment											186
ASF:											PP,C
TOTAL: \$186											CCFE
<b>TRINIDAD STATE JUNIOR COLLEGE</b>											
Data/Video Network General Education											244
ASF:											E
TOTAL: \$244											CCFE
Utilities Rehab - Water/Gas/Sewer Physical Plant											107
ASF:											PP
TOTAL: \$941											834
											C
CCFE											
Campus Grounds Sprinkler System Physical Enhancement											23
ASF:											PP
TOTAL: \$272											249
											C,E
CCFE											
Utility Replacement - Heating/Lighting Physical Plant											221
ASF:											PP
TOTAL: \$2,046											1,825
											C,E
CCFE											
<b>UNIVERSITY OF NORTHERN COLORADO</b>											
Primary Electrical Switchgear Protection Physical Plant											28
ASF:											PP
TOTAL: \$346											319
											C
CCFE											
Water Service Main Improvements Physical Plant											26
ASF:											PP
TOTAL: \$337											311
											C
CCFE											
Water Conservation Project Physical Plant											27
ASF:											PP
TOTAL: \$266											239
											PP,C
CCFE											
Building Utility Metering Project Physical Plant											253
ASF:											PP,C
TOTAL: \$253											
CCFE											
<b>UNIVERSITY OF SOUTHERN COLORADO</b>											
Utilities Distribution Loop Completion Physical Plant											214
ASF:											PP
TOTAL: \$2,139											1,925
											C
CCFE											
Environmental Control System Addition Physical Plant											370
ASF:											PP,C
TOTAL: \$370											
CCFE											
<b>TOTAL COST</b>											
	288	2,578	1,318	2,520	4,508	903	1,746	1,174	466	946	3,689

# COLORADO HIGHER EDUCATION TEN YEAR IMPROVEMENTS PROGRAM

Projects by Type  
(in thousands of dollars)

## SITE IMPROVEMENTS AND PARKING

TABLE I

	PRIOR	95-96	96-97	97-98	98-99	99-00	00-01	01-02	02-03	03-04	04-05
<b>ADAMS STATE COLLEGE</b>											
Richardson Ave & First St Renov/Demol Site Improvement ASF: TOTAL: \$895 CCFE						144 PP	751 C,E				
<b>COLORADO SCHOOL OF MINES</b>											
Military Science Building Demolition Physical Plant ASF: 9,344 TOTAL: \$30 CCFE								30 C			
Plant Facilities Demolition Physical Plant ASF: 4,966 TOTAL: \$22 CCFE									22 C		
Truck Stop Demolition Physical Plant ASF: 10,406 TOTAL: \$46 CCFE										46 C	
<b>COLORADO STATE UNIV EXPERIMENT STATION</b>											
San Luis Valley Improvements Agriculture ASF: 10,000 TOTAL: \$419 CCFE							419 PP,C,E				
Eastern Colo Research Ctr Improvements Agriculture ASF: 3,000 TOTAL: \$178 CCFE							178 PP,C,E				
<b>COLORADO STATE UNIVERSITY</b>											
Traffic and Parking Improvements Physical Plant ASF: 0 TOTAL: \$2,170 AUX			163 PP,C,E	223 PP,C,E	223 PP,C,E	223 PP,C,E	223 PP,C,E	223 PP,C,E	223 PP,C,E	223 PP,C,E	223 PP,C,E
Landscape Improvements Landscaping ASF: TOTAL: \$750 CFE			75 C,E	75 C,E	75 C,E	75 C,E	75 C,E	75 C,E	75 C,E	75 C,E	75 C,E
<b>HISTORICAL SOCIETY</b>											
Civil Center Cultural Complex Project Physical Plant ASF: TOTAL: \$750 CCFE										750 PP,C,E	
<b>OTERO JUNIOR COLLEGE</b>											
Campus Parking and Traffic Improvements ASF: TOTAL: \$192 CCFE										192 C,E	

# COLORADO HIGHER EDUCATION TEN YEAR IMPROVEMENTS PROGRAM

Projects by Type  
(in thousands of dollars)

## SITE IMPROVEMENTS AND PARKING

TABLE I

	PRIOR	95-96	96-97	97-98	98-99	99-00	00-01	01-02	02-03	03-04	04-05
<b>OTERO JUNIOR COLLEGE</b>											
Campus Site Lighting			28								
ASF:	TOTAL: \$28	CCFE	C,E								
Athletic Field (Baseball)											250
ASF:	TOTAL: \$250	CCFE									C,E
Tennis Court Site Lighting											21
ASF:	TOTAL: \$21	CCFE									C,E
<b>TRINIDAD STATE JUNIOR COLLEGE</b>											
Erosion Wall Stabilization/Campus Acces											53
ASF:	TOTAL: \$528	CCFE									PP C
<b>UNIVERSITY OF COLORADO, COLORADO SPRINGS</b>											
Fire Lane/Storm Drainage Phase II Physical Plant			259	395							
ASF:	TOTAL: \$653	CCFE	PP,C	PP,C							
Parking Structure & Surface											1,833
ASF:	TOTAL: \$1,833	CFE									PP,C
<b>UNIVERSITY OF COLORADO, HEALTH SCIENCES CTR</b>											
East Pavilion Parking Structure				9,000							
ASF:	TOTAL: \$9,000	AUX		PP,C,E							
<b>UNIVERSITY OF NORTHERN COLORADO</b>											
Parking Improvements Parking				40	460						
ASF:	TOTAL: \$500	AUX		PP,C	PP,C						
<b>WESTERN STATE COLLEGE</b>											
Front Entry Design Improvements Physical Plant					407	1,324					
ASF:	TOTAL: \$1,731	CFE			PP	C,E					
Site Drainage/Water Feature Improvement Physical Plant											800
ASF:	TOTAL: \$800	CFE									PP,C,E



# COLORADO HIGHER EDUCATION TEN YEAR IMPROVEMENTS PROGRAM

Projects by Type  
(in thousands of dollars)

## SITE IMPROVEMENTS AND PARKING

TABLE I

	PRIOR	95-96	96-97	97-98	98-99	99-00	00-01	01-02	02-03	03-04	04-05
<b>WESTERN STATE COLLEGE</b>											
Comprehensive Landscape Improvements					288	812					
Physical Plant					PP	C,E					
ASF:											
TOTAL: \$1,100											
CFE											
Vehicular Circulation & Parking Improve							288	1,612			
Physical Plant							PP	C,E			
ASF: 4,800											
TOTAL: \$1,900											
CFE											
<b>TOTAL COST</b>	259	9,894	1,165	2,425	2,255	2,479	616	1,978	298	298	2,131

# COLORADO HIGHER EDUCATION TEN YEAR IMPROVEMENTS PROGRAM

Projects by Type  
(in thousands of dollars)

## RESEARCH AND CLINICS

TABLE J

	PRIOR	95-96	96-97	97-98	98-99	99-00	00-01	01-02	02-03	03-04	04-05
<b>COLORADO STATE UNIVERSITY</b>											
Particle Detector Lab/Physics Physics											726
ASF: 8,350											PP,C,E
TOTAL: \$726											
Particle Detector Lab/Physics Physics											726
ASF: 8,350											PP,C,E
TOTAL: \$726											
Painter Center Addition Lab Animal Care											1,667
ASF: 6,000											PP,C,E
TOTAL: \$1,667											
Painter Center Addition Lab Animal Care											1,667
ASF: 6,000											PP,C,E
TOTAL: \$1,667											
Mat Res Ctr for Environmental Research Environmental Science											1,000
ASF: 10,000											PP,C,E
TOTAL: \$1,000											
<b>UNIVERSITY OF COLORADO, BOULDER</b>											
LASP Building Addit for APAS Astrophysics/Planet/Atmosphere											3,106
ASF: 4,030											PP,C,E
TOTAL: \$3,106											
Cristol Chemistry Renovation Biochemistry											1,397
ASF:											PP,C,E
TOTAL: \$1,397											
<b>UNIVERSITY OF COLORADO, HEALTH SCIENCES CTR</b>											
Fitzsimons Prenatal Research Expansion Medicine											1,500
ASF:											PP,C,E
TOTAL: \$1,500											
Fitzsimons Prenatal Research Expansion Medicine											1,500
ASF:											PP,C,E
TOTAL: \$1,500											
Research Building Medicine											1,790
ASF:											PP
TOTAL: \$45,144											43,354
											C,E
Center for Human Nutrition Medicine											3,944
ASF:											PP,C,E
TOTAL: \$3,944											
Webb Waring Educational Center Medicine											6,709
ASF:											PP,C,E
TOTAL: \$6,709											

# COLORADO HIGHER EDUCATION TEN YEAR IMPROVEMENTS PROGRAM

Projects by Type  
(in thousands of dollars)

## RESEARCH AND CLINICS

**TABLE J**

	PRIOR	95-96	96-97	97-98	98-99	99-00	00-01	01-02	02-03	03-04	04-05
<b>UNIVERSITY OF COLORADO, HEALTH SCIENCES CTR</b>											
Barbara Davis Ctr Expan Phases II Medicine		3,932									
ASF:		PP,C,E									
TOTAL: \$3,932											
Barbara Davis Ctr Expan Phases II Medicine		300									
ASF:		PP,C,E									
TOTAL: \$300											
SOM Research/Academic Space Remodel		1,870									
ASF:		PP,C,E									
TOTAL: \$1,870											
Rocky Mountain Lions Eye Institute Medicine					6,396						
ASF:					PP,C,E						
TOTAL: \$6,396											
Given Institute Remodel Medicine					1,599	5,000					
ASF:					PP,C,E	C,E					
TOTAL: \$6,599											
Ambulatory Care Facility					40,000						
ASF:					PP,C,E						
TOTAL: \$40,000											
<b>TOTAL COST</b>	0	7,499	64,754	8,242	0	43,354	3,334	0	0	1,000	0

# COLORADO HIGHER EDUCATION TEN YEAR IMPROVEMENTS PROGRAM

Projects by Type  
(in thousands of dollars)

**TABLE K**

## *STUDENT HOUSING/SERVICES/ATHLETICS*

	PRIOR	95-96	96-97	97-98	98-99	99-00	00-01	01-02	02-03	03-04	04-05
<b>ADAMS STATE COLLEGE</b>											
Campus Fire Alarm System Network				31	125						
Physical Plant				PP	C						
ASF: TOTAL: \$156											AUX
Stad Seat/Pressbox/Fac Replace or Renov					57	256					
Student Life					PP	C,E					
ASF: TOTAL: \$313											AUX
Day Care Center Renovation/Replacement					42	305					
Student Life					PP	C,E					
ASF: TOTAL: \$347											AUX
<b>ARAPAHOE COMMUNITY COLLEGE</b>											
Fitness and Activity Facility					223						
Student Life					PP,C,E						
ASF: TOTAL: \$223											AUX
<b>COLORADO STATE UNIVERSITY</b>											
Lory Student Center NW Addition			2,200								
Student Life			PP,C,E								
ASF: 20,000											TOTAL: \$2,200
											AUX
Underrated Electrical Fault Crnt-Auxil	86	20									
Physical Plant	PP,C	C,E									
ASF: 0											TOTAL: \$106
											CFE
Health Services Expansion					250						
Student Life					P,C,E						
ASF: 5,000											TOTAL: \$250
											AUX
Child Care Facility					500						
Student Life					PP,C,E						
ASF: 7,500											TOTAL: \$500
											CFE
Housing Warehouse					2,400						
					PP,C,E						
ASF: 80,000											TOTAL: \$2,400
											AUX
Public Safety Center/Green Hall				1,375							
Police Dept/Parking Mgmt				PP,C,E							
ASF: 14,000											TOTAL: \$1,375
											CFE
Lory Student Center Parking Garage						4,670					
Student Life						PP,C,E					
ASF: 0											TOTAL: \$4,670
											AUX
Hughes Stadium Upgrade/Expansion										2,000	2,760
Athletics										PP,C	C,E
ASF: 50,000											TOTAL: \$4,760
											CFE

# COLORADO HIGHER EDUCATION TEN YEAR IMPROVEMENTS PROGRAM

Projects by Type  
(in thousands of dollars)

## STUDENT HOUSING/SERVICES/ATHLETICS

TABLE K

	PRIOR	95-96	96-97	97-98	98-99	99-00	00-01	01-02	02-03	03-04	04-05
<b>COLORADO STATE UNIVERSITY</b>											
Jack Cristiensen Track - Phase II Athletics ASF: 2,700      TOTAL: \$718      CFE							718 PP,C,E				
Tennis Courts Athletics ASF: 0      TOTAL: \$325      AUX									325 PP,C,E		
Lory Student Ctr Bookstore Phase IV Student Life ASF: 3,000      TOTAL: \$200      AUX							200 PP,C,E				
Student Recreation Center Addition Student Life ASF: 40,000      TOTAL: \$4,400      AUX											4,400 PP,C,E
Moby Chairback Seating Athletics ASF: 0      TOTAL: \$750      AUX										750 PP,C,E	
Indoor Practice Building Athletics ASF: 85,000      TOTAL: \$5,000      AUX											5,000 PP,C,E
<b>FORT LEWIS COLLEGE</b>											
West Residence Hall Complex-Reroof Auxiliary ASF:      TOTAL: \$550      AUX							550 PP,C				
West Residence Hall Complex-Parking Rep Auxiliary ASF:      TOTAL: \$170      AUX							170 PP,C				
Miller Student Ctr Parking Expan/Rehab Auxiliary ASF:      TOTAL: \$155      AUX							155 PP,C				
<b>FRONT RANGE COMMUNITY COLLEGE</b>											
Student Activities Center Student Life ASF:      TOTAL: \$5,452      AUX									5,452 PP,C		
<b>PIKES PEAK COMMUNITY COLLEGE</b>											
Bookstore Storage Addition Student Services ASF: 1,200      TOTAL: \$75      AUX							75 PP,C				

# COLORADO HIGHER EDUCATION TEN YEAR IMPROVEMENTS PROGRAM

Projects by Type  
(in thousands of dollars)

**TABLE K**

## *STUDENT HOUSING/SERVICES/ATHLETICS*

	PRIOR	95-96	96-97	97-98	98-99	99-00	00-01	01-02	02-03	03-04	04-05
<b>TRINIDAD STATE JUNIOR COLLEGE</b>											
Student Center Expansion			128	1,150							
ASF:			PP	C							
TOTAL: \$1,278											
<b>UNIVERSITY OF COLORADO, BOULDER</b>											
Housing Units at Williams Village			13,154								
Student Housing			PP,C,E								
ASF: 102,300											
TOTAL: \$13,154											
Folsom Stadium Expansion			440								
Athletics			PP,C,E								
ASF: 2,017											
TOTAL: \$440											
Koenig Alumni Center Expansion					5,753						
Student Life					PP,C,E						
ASF: 25,388											
TOTAL: \$5,753											
Coors Events Ctr Meeting/Dining Additio						6,500					
Administration						PP,C,E					
ASF: 20,000											
TOTAL: \$6,500											
Pressbox/Balch Fieldhouse Renovation							3,350				
Athletics							PP,C,E				
ASF: 14,800											
TOTAL: \$3,350											
Folsom Stadium E Seating Boxes, Phase I								7,500			
Athletics								PP,C,E			
ASF: 30,000											
TOTAL: \$7,500											
Mountain Research Station Lodge										3,500	
Administration										PP,C,E	
ASF: 15,000											
TOTAL: \$3,500											
Northeast Folsom Stadium Addition										9,864	
Athletics										PP,C,E	
ASF: 93,200											
TOTAL: \$9,864											
Grandview Parking Structure											11,000
Physical Plant											PP,C,E
ASF:											
TOTAL: \$11,000											
<b>UNIVERSITY OF COLORADO, COLORADO SPRINGS</b>											
New Dormitory Construction I		13,894									
Residence		PP,C,E									
ASF: 98,893											
TOTAL: \$13,894											
Parking Lots		708	23	808		578	320				2,055
Site Improvements		PP,C	PP,C	PP,C		PP,C	PP,C				PP,C
ASF:											
TOTAL: \$4,492											

# COLORADO HIGHER EDUCATION TEN YEAR IMPROVEMENTS PROGRAM

Projects by Type  
(in thousands of dollars)

## STUDENT HOUSING/SERVICES/ATHLETICS

**TABLE K**

	PRIOR	95-96	96-97	97-98	98-99	99-00	00-01	01-02	02-03	03-04	04-05
<b>UNIVERSITY OF COLORADO, COLORADO SPRINGS</b>											
New Dormitory Construction II Residence			9,451								
ASF: 72,515	TOTAL: \$9,451	AUX									
Child Care Center Services			869								
ASF: 0	TOTAL: \$869	CFE									
<b>UNIVERSITY OF COLORADO, COLORADO SPRINGS</b>											
Child Care Center Services			639								
ASF: 11,000	TOTAL: \$639	AUX									
New Dormitory Construction III Residence						7,425					
ASF: 54,510	TOTAL: \$7,425	AUX									
Center for Sports and Leisure Athletics, Fitness, Sports Med									524	6,762	448
ASF: 49,000	TOTAL: \$7,734	CFE							PP	C	E
<b>UNIVERSITY OF COLORADO, HEALTH SCIENCES CTR</b>											
Campus Union Student Life			2,900								
ASF: ..	TOTAL: \$2,900	AUX									
Campus Union Student Life			385	2,415							
ASF: ..	TOTAL: \$2,800	CF	PP	C,E							
Education Center Student Life			800								
ASF: ..	TOTAL: \$800	AUX									
Recreation Center Student Life			1,800								
ASF: ..	TOTAL: \$1,800	AUX									
Recreation Center Student Life			348	2,952							
ASF: ..	TOTAL: \$3,300	CF	PP	C,E							
<b>UNIVERSITY OF NORTHERN COLORADO</b>											
Residence Hall Renovation Student Life					182	1,602	190	1,665	520		
ASF: ..	TOTAL: \$4,158	AUX			PP	C	PP	C	E		
East Campus Housing Renovation Student Life						360		750	750	750	750
ASF: ..	TOTAL: \$4,110	AUX				PP		C	C	C	C

# COLORADO HIGHER EDUCATION TEN YEAR IMPROVEMENTS PROGRAM

Projects by Type  
(in thousands of dollars)

## STUDENT HOUSING/SERVICES/ATHLETICS

TABLE K

	PRIOR	95-96	96-97	97-98	98-99	99-00	00-01	01-02	02-03	03-04	04-05
<b>UNIVERSITY OF NORTHERN COLORADO</b>											
Central Campus Residence Hall Improve Student Life									426 PP	1,791 C	2,047 C,E
ASF: TOTAL: \$4,264 AUX											
Faculty Apartments Renovation Student Life								281 PP	1,248 C	1,279 C,E	
ASF: TOTAL: \$2,808 AUX											
<b>UNIVERSITY OF NORTHERN COLORADO</b>											
West Campus Housing Student Life											360 PP
ASF: TOTAL: \$10,400 AUX											
<b>UNIVERSITY OF SOUTHERN COLORADO</b>											
Student Housing Apartments Student Life				390 PP	3,510 C						
ASF: 30,000 TOTAL: \$3,900 AUX											
Kitchen Equipment Replacement Physical Plant									283 PP,C		
ASF: TOTAL: \$283 CFE											
<b>WESTERN STATE COLLEGE</b>											
Escalante Terrace Renovation					269 PP	2,931 C,E					
ASF: TOTAL: \$3,200 AUX											
West Apartment Complex Renovation Student Life						294 PP	3,206 C,E				
ASF: TOTAL: \$3,500 AUX											
<b>TOTAL COST</b>	<b>86</b>	<b>17,813</b>	<b>43,481</b>	<b>6,700</b>	<b>13,786</b>	<b>23,130</b>	<b>7,003</b>	<b>9,051</b>	<b>3,556</b>	<b>26,696</b>	<b>28,820</b>

BEST COPY AVAILABLE



# COLORADO HIGHER EDUCATION TEN YEAR IMPROVEMENTS PROGRAM

Projects by Type  
(in thousands of dollars)

## NON-ESSENTIAL, STATE-FUNDED PHYSICAL ENHANCEMENTS

TABLE L

	PRIOR	95-96	96-97	97-98	98-99	99-00	00-01	01-02	02-03	03-04	04-05
<b>ADAMS STATE COLLEGE</b>											
Sign/Lighting/Landscape Master Plan											250
Land Improvements											PP,C
ASF:											
TOTAL: \$250											
CCFE											
<b>ARAPAHOE COMMUNITY COLLEGE</b>											
Classroom Air Conditioning											220
General Education											PP,C,E
ASF:											
TOTAL: \$220											
CCFE											
Main Building Classrooms Ceiling/Light											403
General Education											PP,C,E
ASF:											
TOTAL: \$403											
CCFE											
<b>FORT LEWIS COLLEGE</b>											
Campus Storage											58
Physical Plant											PP
ASF: 5,000											
TOTAL: \$341											283
CCFE											C
Pavements											77
Physical Plant											PP
ASF:											
TOTAL: \$551											474
CCFE											C
<b>MESA COLLEGE</b>											
Elm Avenue Modification & Landscape											316
Physical Plant											PP,C
ASF:											
TOTAL: \$316											
CCFE											
Exterior Lighting											106
Physical Plant											PP,C
ASF:											
TOTAL: \$106											
CCFE											
Campus Relamping											165
Physical Plant											PP
ASF:											
TOTAL: \$165											
CCFE											
<b>OTERO JUNIOR COLLEGE</b>											
Campus General Storage Building											92
ASF:											C,E
TOTAL: \$92											
CCFE											
<b>PIKES PEAK COMMUNITY COLLEGE</b>											
Overhead Shop Door Power Operators											32
Physical Plant											C
ASF:											
TOTAL: \$32											
CCFE											

# COLORADO HIGHER EDUCATION TEN YEAR IMPROVEMENTS PROGRAM

Projects by Type  
(in thousands of dollars)

## NON-ESSENTIAL, STATE-FUNDED PHYSICAL ENHANCEMENTS

TABLE L

	PRIOR	95-96	96-97	97-98	98-99	99-00	00-01	01-02	02-03	03-04	04-05
<b>PUEBLO COMMUNITY COLLEGE</b>											
Landscape Masterplan Physical Environment						29					
ASF:						PP,A,C					
TOTAL: \$29											
<b>UNIVERSITY OF NORTHERN COLORADO</b>											
Building and Traffic Signage Physical Plant						11	98				
ASF:						PP	C				
TOTAL: \$109											
<b>WESTERN STATE COLLEGE</b>											
Signage and Wayfinder System Physical Plant					191						
ASF:					PP,C,E						
TOTAL: \$191											
Botany Research Site Improvements Biology											
ASF:						300					
TOTAL: \$300											
<b>TOTAL COST</b>	0	0	443	795	665	381	183	474	165	0	0

# COLORADO HIGHER EDUCATION TEN YEAR IMPROVEMENTS PROGRAM

Projects by Type  
(in thousands of dollars)

**TABLE M**

**PROJECTS NOT CONSISTENT WITH MASTER PLAN**

	PRIOR	95-96	96-97	97-98	98-99	99-00	00-01	01-02	02-03	03-04	04-05
<b>ARAPAHOE COMMUNITY COLLEGE</b>											
CIP-G1 Library & Office Expansion			854	10,468							
ASF:			PP	C,E							
TOTAL: \$11,322											
CCFE											
Facility Renovation				112	1,079						
ASF:				PP	C,E						
TOTAL: \$1,191											
CCFE											
Physical Plant				77	878						
ASF:				PP	C,E						
TOTAL: \$956											
CCFE											
Douglas County Site			1,370	12,335							
General Education			PP,C	C,E							
ASF:											
TOTAL: \$13,705											
CCFE											
<b>COLORADO STATE UNIVERSITY</b>											
Colorado Water Center							1,000				
Colorado Water Resources Research							PP,C,E				
ASF: 10,000											
TOTAL: \$1,000											
CFE											
<b>FRONT RANGE COMMUNITY COLLEGE</b>											
Larimer County Modular Labs/Class Renov			2,999								
General Education			PP,C,E								
ASF:											
TOTAL: \$2,999											
CCFE											
<b>LAMAR COMMUNITY COLLEGE</b>											
Physical Education/Recreation					1,425						
Physical Education/Recreation					C						
ASF: 12,000											
TOTAL: \$1,425											
CCFE											
Physical Education/Recreation				269	1,425	283					
Physical Education/Recreation				PP	C	E					
ASF: 12,000											
TOTAL: \$1,977											
CF											
Library/Physical Plant						162	1,339	200			
Library/Physical Plant						PP	C	E			
ASF: 12,588											
TOTAL: \$1,701											
CCFE											
<b>MORGAN COMMUNITY COLLEGE</b>											
Facilities Expansion - Phase I				292	3,134	300					
Academic Programs/Library				PP	C	E					
ASF: 19,499											
TOTAL: \$3,726											
CCFE											
Facilities Expansion - Phase II					44	409	80				
Laboratory/Administration					PP	C	E				
ASF: 3,375											
TOTAL: \$533											
CCFE											

# COLORADO HIGHER EDUCATION TEN YEAR IMPROVEMENTS PROGRAM

Projects by Type  
(in thousands of dollars)

## PROJECTS NOT CONSISTENT WITH MASTER PLAN

TABLE M

	PRIOR	95-96	96-97	97-98	98-99	99-00	00-01	01-02	02-03	03-04	04-05
<b>PIKES PEAK COMMUNITY COLLEGE</b>											
Facility Expansion CIP-G1-North Site Business, Health, Liberal Arts ASF: 82,000 TOTAL: \$18,651 CCFE		1,800 PP,C	5,350 C	9,175 C,E							
<b>TRINIDAD STATE JUNIOR COLLEGE</b>											
Rehab Campus Buildings ASF: TOTAL: \$4,857 CCFE				401 PP	2,674 C	1,782 C,E					
High Tech Center ASF: TOTAL: \$595 CCFE				45 PP	550 C,E						
Instructional Support Facility-San Luis ASF: TOTAL: \$2,142 CCFE							212 PP	1,930 C,E			
<b>UNIVERSITY OF NORTHERN COLORADO</b>											
New Laboratory School Education ASF: TOTAL: \$15,605 CCFE						858 PP	13,248 C	1,500 E			
Bishop-Lehr Renovation Education ASF: TOTAL: \$5,439 CCFE						428 PP	4,361 C	650 E			
McKee Hall Renovation General Education ASF: TOTAL: \$9,198 CCFE							744 PP	8,079 C	375 E		
Butler-Hancock Hall Renovation Physical Education ASF: TOTAL: \$4,612 CCFE									387 PP	3,659 C	566 E
Boiler Plant Replacement Physical Plant ASF: TOTAL: \$5,025 CCFE									452 99	1,558 C	3,015 E
Candelaria Hall Renovation General Education ASF: TOTAL: \$5,775 CCFE											200 PP
<b>UNIVERSITY OF SOUTHERN COLORADO</b>											
Student Services Building Student Services ASF: 3,000 TOTAL: \$4,900 CCFE			390 PP	3,510 C	1,000 E						
Education Classroom Facility Education ASF: 28,000 TOTAL: \$5,140 CCFE					364 PP	3,276 C	1,500 E				