

ED 374 834

JC 940 510

AUTHOR Birdsall, Les
 TITLE Trends, Fall 1993. Diablo Valley College.
 INSTITUTION Diablo Valley Coll. Pleasant Hill, Calif.
 PUB DATE Jan 94
 NOTE 23p.
 PUB TYPE Statistical Data (110) -- Reports -
 Research/Technical (143)

EDRS PRICE MF01/PC01 Plus Postage.
 DESCRIPTORS Community Colleges; *Enrollment; *Enrollment Trends;
 Ethnic Groups; Females; Full Time Students;
 *Institutional Characteristics; Males; Part Time
 Students; *School Demography; *Student
 Characteristics; Two Year Colleges; *Two Year College
 Students
 IDENTIFIERS Diablo Valley College CA

ABSTRACT

Providing data on institutional trends up to fall 1993 at Diablo Valley College, in California, this report consists of 14 charts on enrollment and student characteristics. Following an introduction describing a general decline in enrollments due to a statewide increase in fees, the following tables are provided: (1) fall enrollment from 1984 to 1993, showing an enrollment of 20,709 for 1993; (2) first-time, continuing, and transfer status of students, 1987-93, indicating that first-time students decreased by 26.6%, first-time transfer students decreased by 23.6%, returning students decreased by 10.8%, and returning transfer students decreased by 21.2% from 1992 to 1993; (3) student level of educational attainment, 1987-93, showing a 7.7% decrease in freshman students from fall 1992; (4) student gender, 1987-93, indicating that 54.5% of students were female in 1993; (5) part-/full-time status of students and part-/full-time status by gender, 1987-93, revealing a 12.5% decrease in part-time students from 1992 to 1993; (6) student enrollment by time of day (day/evening) and by time of day by gender, 1989-93, indicating that the number of evening-only students decreased by 10.4% in 1993, and that men registered as day-only increased by 3.2% 1993, compared to a 3% decrease for day-only women; (7) student ethnicity, 1987-93, showing a 14.7% decrease in White students from 1992 to 1993; (8) student age, 1987-93, indicating that the largest group of students (n=6,340) were between 20 and 24 years of age; and (9) credit student age by gender, indicating that the largest age group for women was 30-49, while the largest group for men was 20-24. (KP)

 * Reproductions supplied by EDRS are the best that can be made *
 * from the original document. *

ED 374 834

U.S. DEPARTMENT OF EDUCATION
Office of Educational Research and Improvement
EDUCATIONAL RESOURCES INFORMATION
CENTER (ERIC)

- This document has been reproduced as received from the person or organization originating it
- Minor changes have been made to improve reproduction quality

- Points of view or opinions stated in this document do not necessarily represent official OERI position or policy

"PERMISSION TO REPRODUCE THIS
MATERIAL HAS BEEN GRANTED BY

L. Birdsall

TO THE EDUCATIONAL RESOURCES
INFORMATION CENTER (ERIC)."

JC 940 570

BEST COPY AVAILABLE

DIABLO VALLEY COLLEGE FALL 1993

This report is about the enrollment patterns of students at Diablo Valley College which includes students at the Pleasant Hill campus and the San Ramon campus.

DVC's enrollments had been increasing since the fall of 1984 and all indications had been that DVC would continue to grow. The California Postsecondary Education Commission (CPEC) in their October 1992 report "Eligibility and Participation at California's Public Universities in the Year 2000" predicted continued growth.

CPEC warned that because of California's fiscal crisis additional enrollment opportunities may not be provided and the loss of human capital could be staggering.

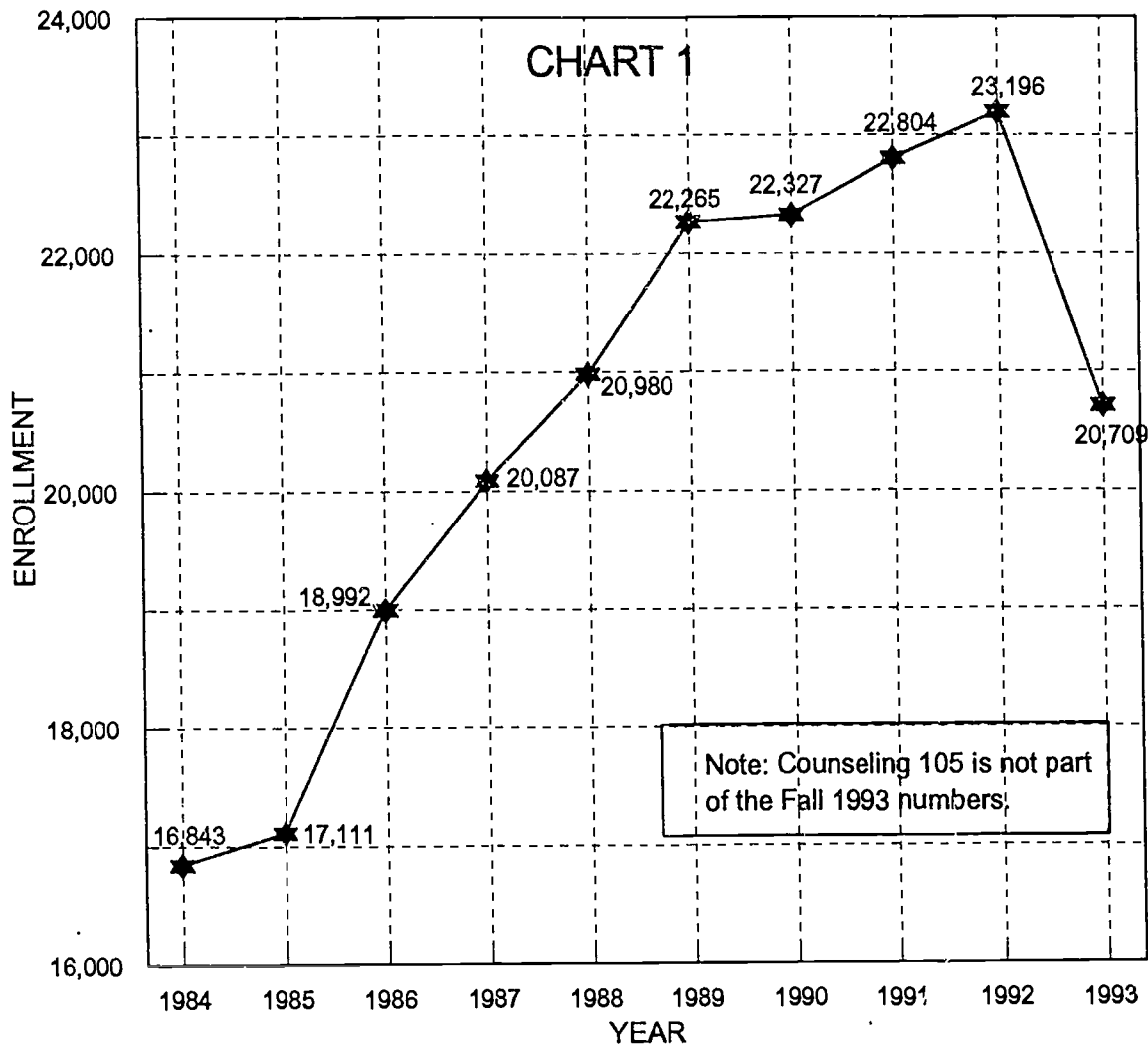
When the legislature imposed the \$50 per unit fee for students who have a Baccalaureate Degree, our spring 1993 study predicted that 50% would not return. Unfortunately, that was a very accurate prediction. In the spring of 1992 about 16% of DVC's students had a BA/BS Degree, but in the spring of 1993 that dropped to 9.5%.

In the fall of 1992 about 14% of DVC's students had BA/BS Degrees and they were increasing by about 8%. However, in the fall of 1993 about 7% of DVC's students have a BA/BS Degree.

We had no idea what effect the increase from \$10 per unit to \$13 per unit would have on enrollments. In the spring of 1993 DVC's enrollments dropped by 8% and the BA/BS students accounted for about 81% of that decrease. In the fall of 1993 DVC's enrollments dropped by 10% and the BA/BS students accounted for about 70% of the decrease.

The Governor has proposed another increase in fees. Unless we can find ways to attract and/or retain students DVC will continue to shrink. Are we up to the challenge?

DIABLO VALLEY COLLEGE
ENROLLMENT TRENDS
FALL SEMESTER, FIRST CENSUS



Source: CR89
A:\CR89\enrol
Lee Birdsell 11/8/93

Prior to the fall of 1993 counseling 105 (orientation) was counted as a fall course. For 1993 it was changed to a summer course. As a result the fall 1993 enrollment values do not include students who enrolled in counseling 105 only.

In the fall of 1992 there were 304 students who enrolled in counseling 105 only. The comparable fall 1992 values would be 22,892. Using that value gives a 9.9% decrease in first census headcount.

CHART 2

Prior to fall 1993 district data processing changed a program that involves first time and continuing students. Consequently, the values for 1993 for those two categories have been affected. Unfortunately, that is also the same period over which the enrollment drops occurred. It is not possible to determine how much of the enrollment change for those two categories was due to the programming change and how much was due to the fee increases.

DEFINITIONS

Continuing: Students who were enrolled in spring 1993.

First Time: Students who never attended a post secondary institution.

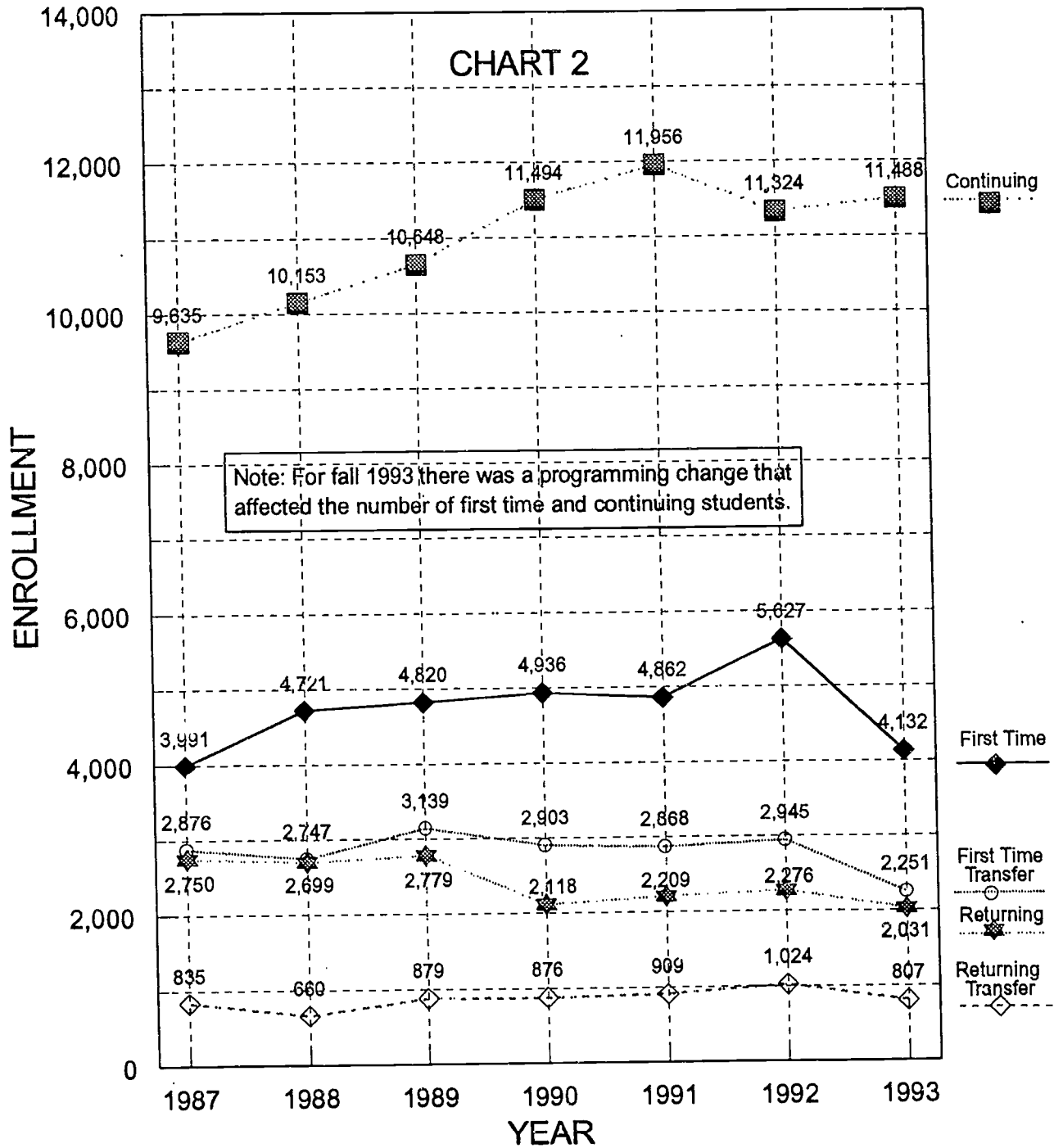
First Time Transfer: Students who attended another post secondary institution and this is their first semester at DVC.

Returning: Attended DVC before but not in the spring of 1993.

Returning Transfer: Attended DVC before, went to another post secondary institution and now are back.

- ◆ Continuing students increased by 1.4% over fall 1992 after a decrease in the fall of 1992. It is not known if the increase is due to the programming change or not.
- ◆ First Time students decreased by 26.6% from fall 1992. It is not known how much of the decrease is because of the programming change.
- ◆ First Time Transfer students decreased by 23.6%.
- ◆ Returning students decreased by 10.8%.
- ◆ Returning Transfer students decreased by 21.2%.

**DIABLO VALLEY COLLEGE
ENROLLMENT TRENDS, STATUS OF STUDENT
FALL SEMESTER, FIRST CENSUS**



Source: CRR9
Azulius
Research LMB 01/10/94

CHART 3

DEFINITIONS

Freshmen: students who have earned less than 30 units.

Sophomore: students who have earned 30 or more but less than 60 units.

Other Undergrad: students who have earned 60 or more units but do not have a degree.

High School: students who are also enrolled in high school.

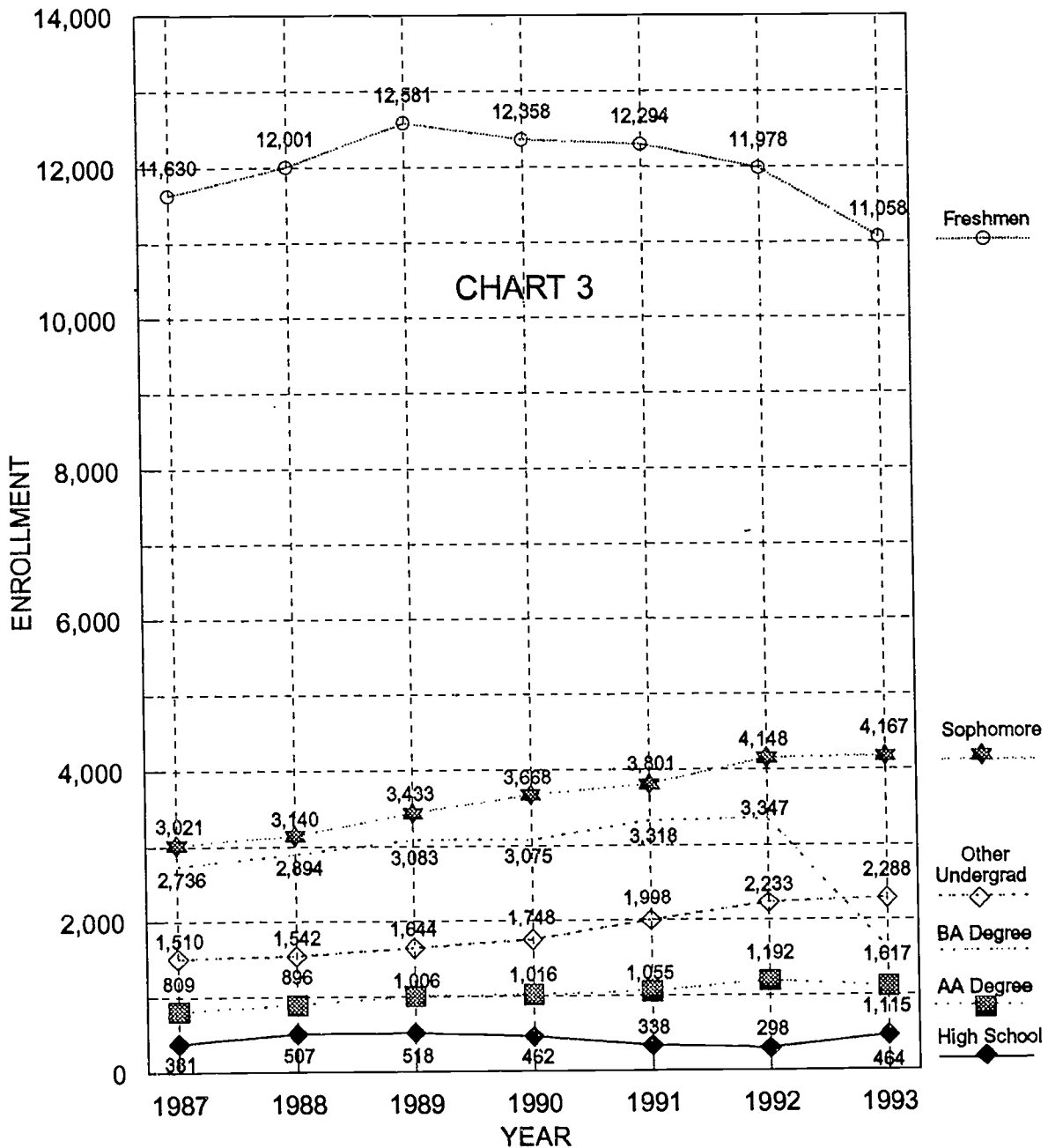
Since the fall of 1989 the number of:

- ◆ Freshmen students have been decreasing, Sophomore and Other Undergraduate students have been increasing.
- ◆ The number of BA Degree and AA Degree students had been increasing until this fall.

From the fall of 1992:

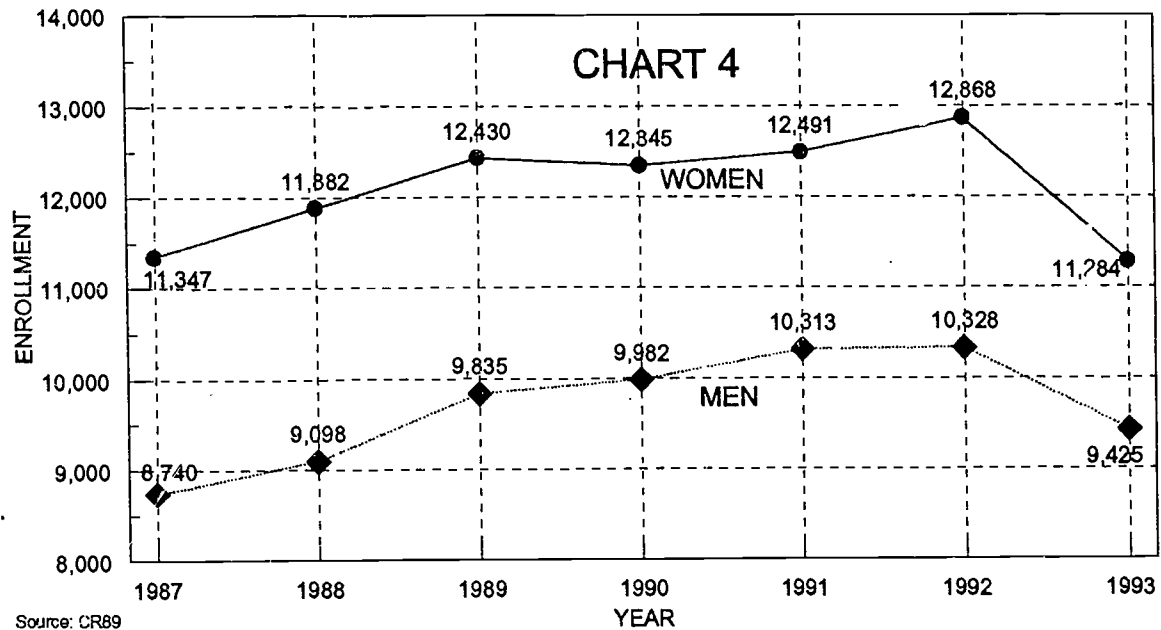
- ◆ The number of Freshman students decreased by 7.7%.
- ◆ The number of BA Degree students decreased by 51.7%.
- ◆ The number of AA Degree students decreased by 6.5%.
- ◆ The number of Sophomore students increased by 0.5%.
- ◆ The number of Other Undergrad students increased by 2.5%.
- ◆ The number of concurrent High School students increased by 55.7% and is higher than it has been since 1989.

**DIABLO VALLEY COLLEGE
ENROLLMENT TRENDS, STUDENT LEVEL
FALL SEMESTERS, FIRST CENSUS**



Source: CFB
 & Level
 Research LMB 01/10/94

DIABLO VALLEY COLLEGE
ENROLLMENT TRENDS, BY GENDER
FALL SEMESTER, FIRST CENSUS



PERCENT OF ENROLLMENT

YEAR	1987	1988	1989	1990	1991	1992	1993
WOMEN	56.5%	56.6%	55.8%	55.3%	54.8%	55.5%	54.5%
MEN	43.5%	43.4%	44.2%	44.7%	45.2%	44.5%	45.5%

This fall:

- ◆ the number of women decreased by 12.3%.
- ◆ the number of men decreased by 8.7%.

There are still more women than men enrolled but the ratio of women to men is gradually moving towards one.

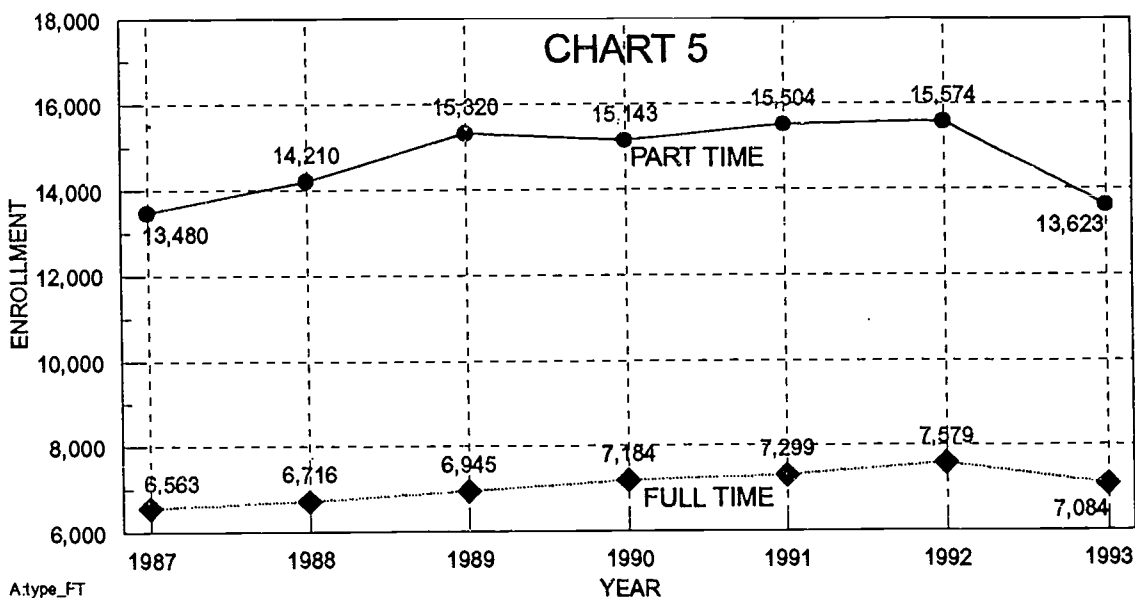
The change in fees affected women more than men.

DEFINITIONS

Full Time: students who are enrolled in 12 or more units.

Part Time: students who are enrolled in less than 12 units.

DIABLO VALLEY COLLEGE
ENROLLMENT TRENDS, TYPE OF STUDENT
FALL SEMESTER, FIRST CENSUS



A:type_FT
Source: CR89
Research LHB 01/10/94

PERCENT OF ENROLLMENT

YEAR	1987	1988	1989	1990	1991	1992	1993
PART TIME	67.3%	67.9%	68.8%	67.8%	68%	67.3%	65.8%
FULL TIME	32.7%	32.1%	31.2%	32.2%	32%	32.7%	34.2%

- ◆ The number of part time students has been increasing since 1987 except for a slight decrease in 1990. However, this year there was a 12.5% **decrease**.
- ◆ The number of full time students has been increasing since 1987. However, this year there was a 6.5% **decrease**.
- ◆ The ratio of full time students has increased in the last two years.
- ◆ The change in fees affected part time students more than full time.

CHART 6

PERCENT OF ENROLLMENT

	1987	1988	1989	1990	1991	1992	1993
PART TIME, WOMEN	41.1%	41.7%	41.0%	40.0%	39.6%	39.7%	37.9%
PART TIME, MEN	26.1%	26.2%	27.8%	27.8%	28.4%	27.6%	27.9%
FULL TIME, MEN	17.5%	17.2%	16.4%	16.9%	16.9%	16.9%	17.7%
FULL TIME, WOMEN	15.3%	14.9%	14.8%	15.3%	15.1%	15.8%	16.6%

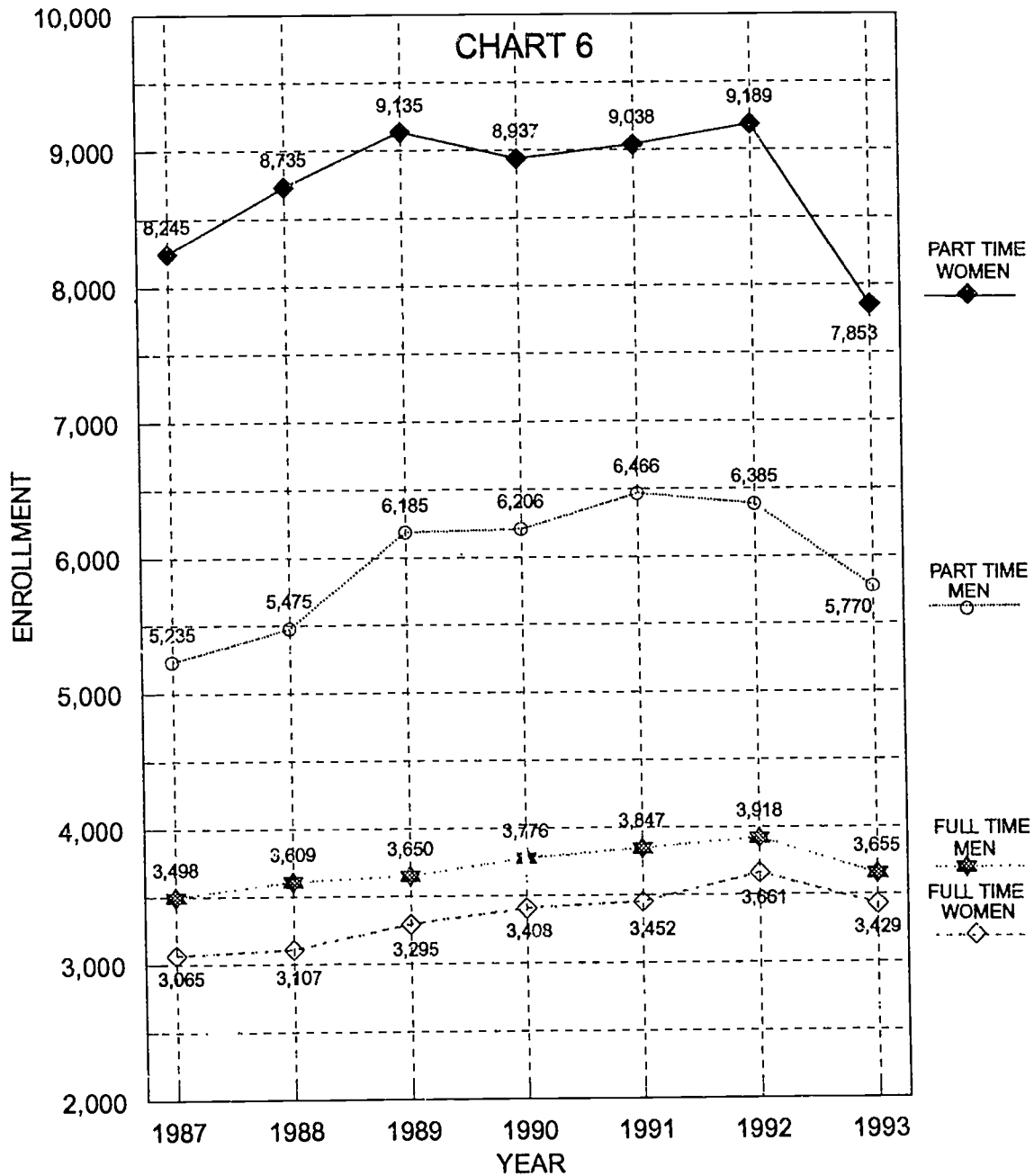
- ◆ Part time women made up a smaller percent of the total enrollment in the fall of 1993 than they for several years.
- ◆ Full time men and full time women made up a larger percent of the total enrollment in the fall of 1993 than they have for several years.

PERCENT OF CHANGE

	1987	1988	1989	1990	1991	1992	1993
PART TIME, WOMEN	5.2%	5.9%	4.6%	-2.2%	1.1%	1.7%	-14.5%
PART TIME, MEN	-0.6%	4.6%	13.0%	0.3%	4.2%	-1.3%	-9.6%
FULL TIME, MEN	12.6%	3.2%	1.1%	3.5%	1.9%	1.8%	-6.7%
FULL TIME, WOMEN	10.2%	1.4%	6.1%	3.4%	1.3%	6.1%	-6.3%

- ◆ There was a decrease in all four groups this fall.
- ◆ The percent of decrease was the greatest for the part time women and the least for the full time women.

**DIABLO VALLEY COLLEGE
ENROLLMENT TRENDS, TYPE OF STUDENT
FALL SEMESTER, FIRST CENSUS**

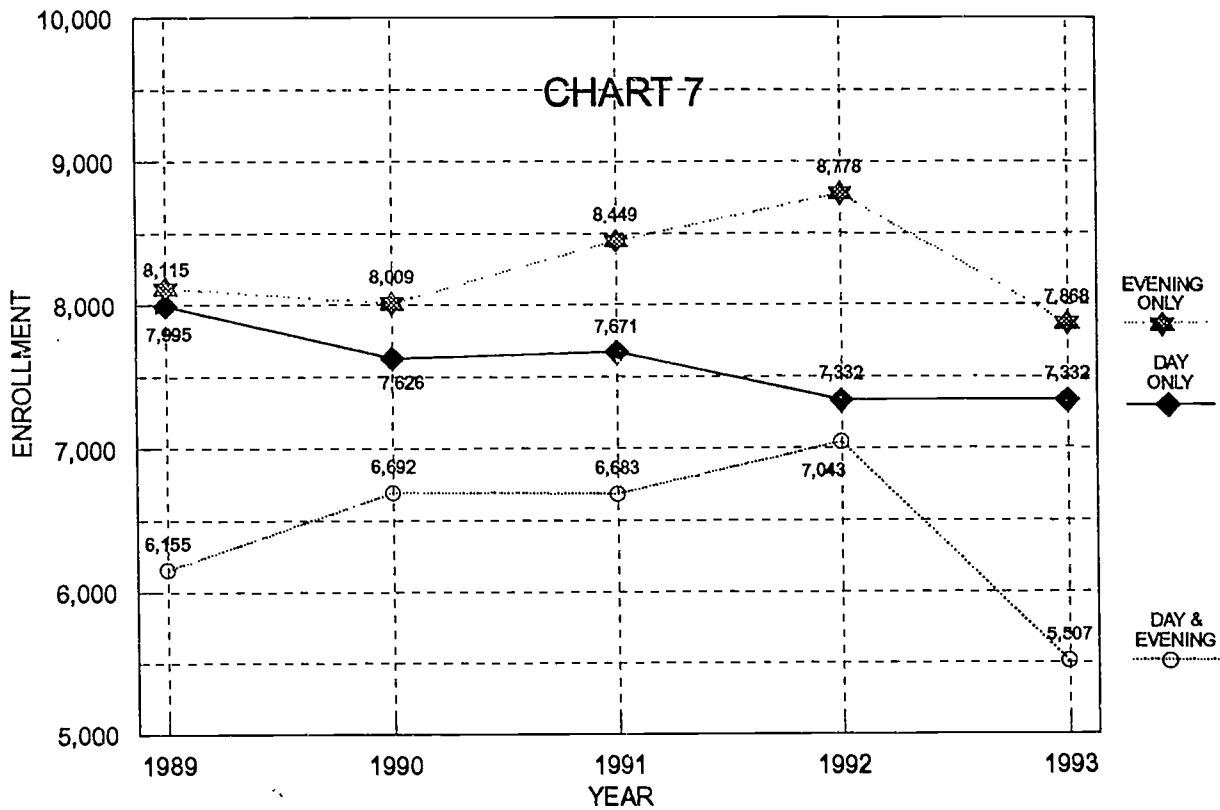


Source CPE9
A type
Research LH88 01/10/94



ENROLLMENT BY
TIME OF DAY

**DIABLO VALLEY COLLEGE
ENROLLMENT TRENDS, DAY & EVENING
FALL SEMESTER, FIRST CENSUS**



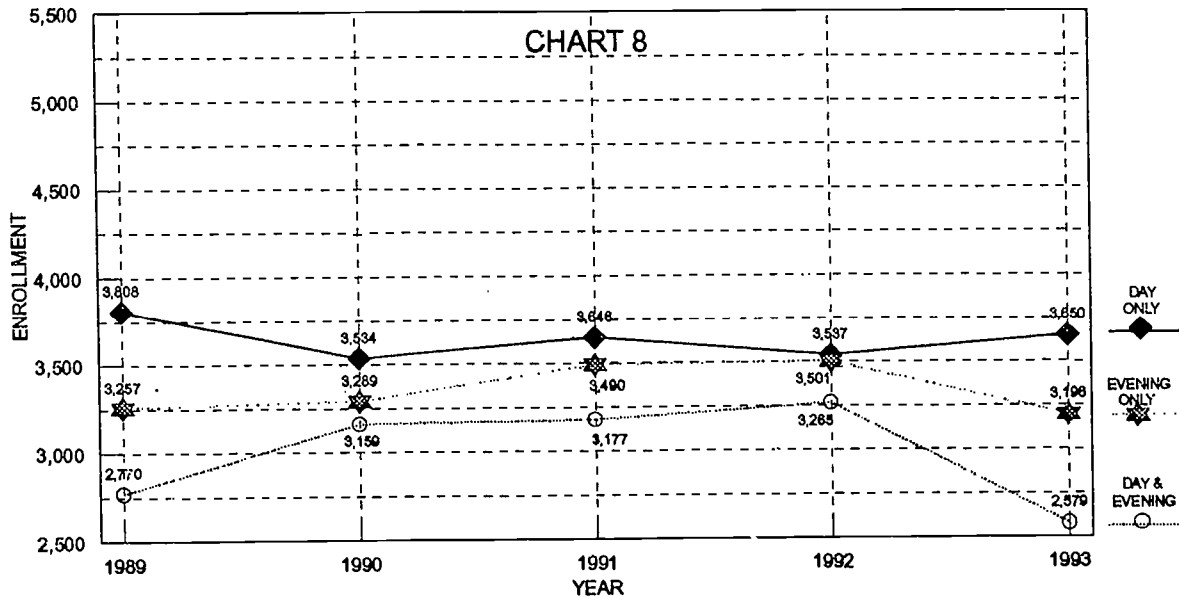
Source: CHS
A 1994
Research Unit 01/10/94

- ◆ The number of Day Only students declined in 1992 but remained constant in the fall of 1993. There has been a general downward trend since 1989.
- ◆ The Evening Only students decreased by 10.4% in 1993 after increasing in 1991 by 5.5% and in 1992 by 3.9%.
- ◆ The Day & Evening students decreased by 21.8% in 1993 after an increase of 5.4% in 1992.

CHARTS 8 AND 9

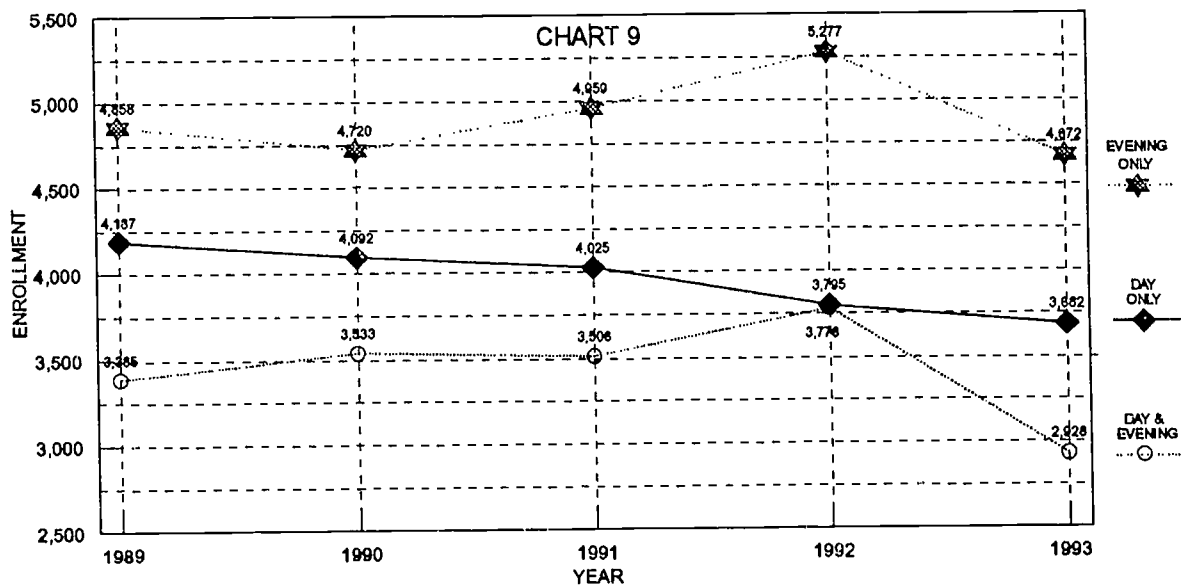
- ◆ There are more women than men in each of the three categories; Day Only, Day & Evening, and Evening Only.
- ◆ The largest single group is women in the Evening Only category.
- ◆ Women in the Day Only category has been declining since 1989.
- ◆ The largest single group for men is Day Only.
- ◆ For Day Only, men increased by 3.2% and women decreased by 3%.
- ◆ For Day & Evening men decreased by 21% and women decreased by 22.5%.
- ◆ For Evening Only men decreased by 8.7% and women decreased by 11.5% after increasing since 1990.

DIABLO VALLEY COLLEGE
ENROLLMENT TRENDS, DAY & EVENING: MEN
FALL SEMESTER, FIRST CENSUS



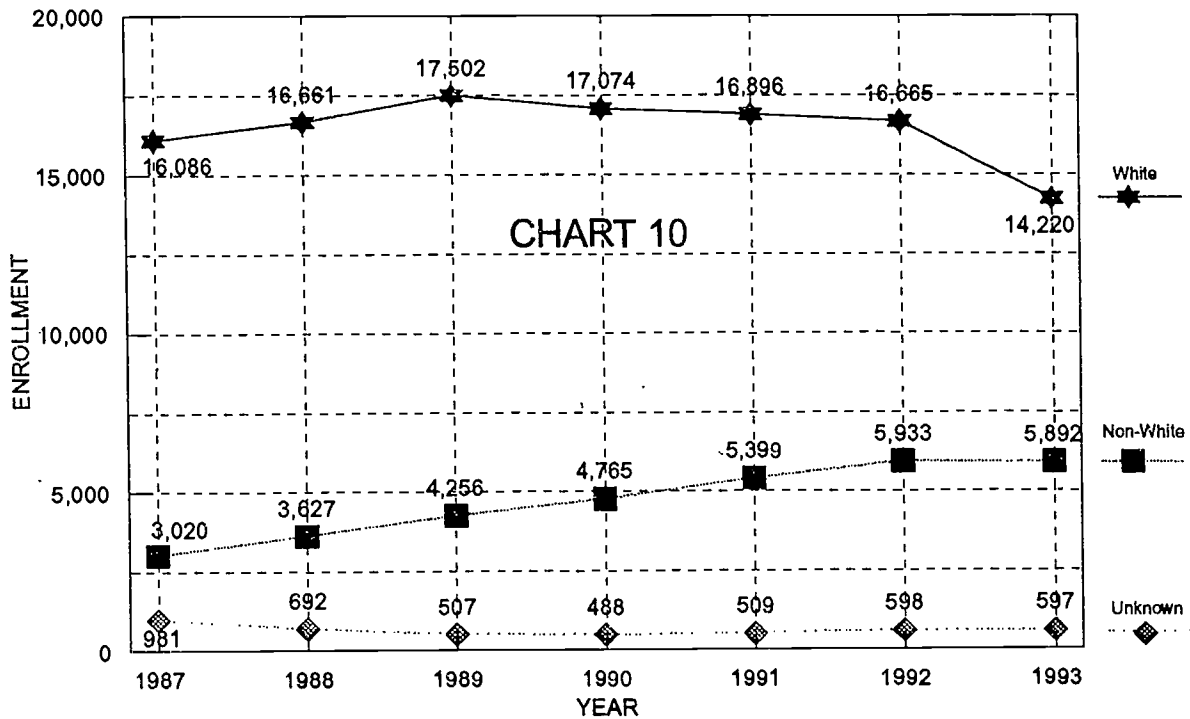
Source: CR89
A:time_M
Research LHB 01/10/94

DIABLO VALLEY COLLEGE
ENROLLMENT TRENDS, DAY & EVENING: WOMEN
FALL SEMESTER, FIRST CENSUS



Source: CR89
A:time_W
Research LHB 01/10/94

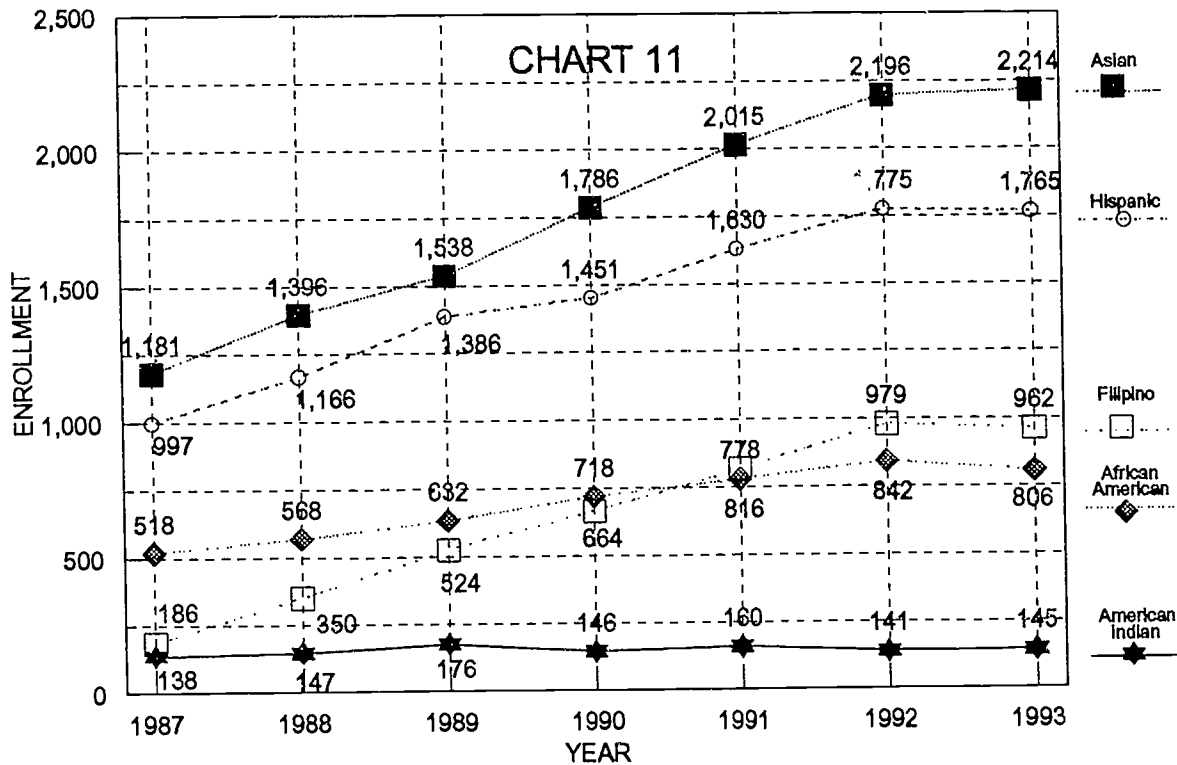
DIABLO VALLEY COLLEGE
ENROLLMENT TRENDS BY ETHNICITY
FALL SEMESTER, FIRST CENSUS



Source: CR89
a:ethnic
Research LHB 01/10/94

- ◆ The number of White students has been decreasing since 1989. The largest decrease was this fall, 14.7%.
- ◆ The number of Non-White students has been increasing each year. This year there was a slight decrease of 0.7%.
- ◆ The Unknown category remained unchanged.
- ◆ DVC's enrollment drop was primarily due to the decline in white students.

DIABLO VALLEY COLLEGE
ENROLLMENT TRENDS BY ETHNICITY, NON-WHITE
FALL SEMESTER, FIRST CENSUS



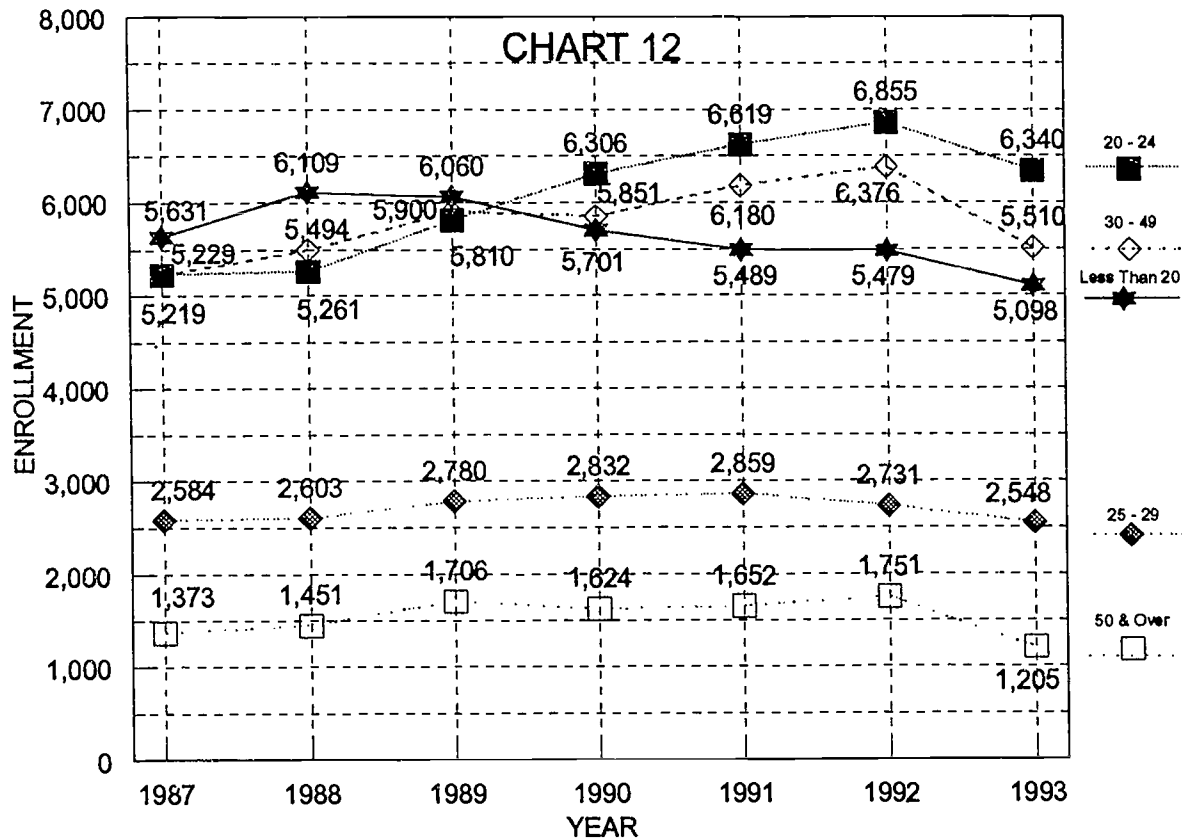
Source: CR89
a:nonwhit
Research LHB 01/10/94

- ◆ Asian students continued to increase, but not as fast. Only 0.8% in fall 1993.
- ◆ Hispanic students decreased by 0.6%.
- ◆ Filipino students decreased by 1.7%.
- ◆ African American students decreased by 4.3%.
- ◆ American Indian students increased by 2.8%.

ENROLLMENT BY
AGE

20

**DIABLO VALLEY COLLEGE
ENROLLMENT TRENDS BY AGE
FALL SEMESTER, FIRST CENSUS**



Source: CR89
a:age_all
Research LHB 01/10/94

PERCENT DECREASE FROM FALL 1992

	Less Than 20	20 - 24	25 - 29	30 - 49	50 & Over
Percent Decrease	7 %	7.5%	6.7%	13.6%	31.2%

- ◆ There was a decrease in all age groups.
- ◆ The Less Than 20 group has been decreasing since 1988.
- ◆ The 20 - 24 group had been increasing since 1987.
- ◆ The 30 - 49 age group had also been on the increase prior to the fall of 1993.
- ◆ The 50 & Over group not only had the largest percentage drop they had the largest numerical drop of 546.

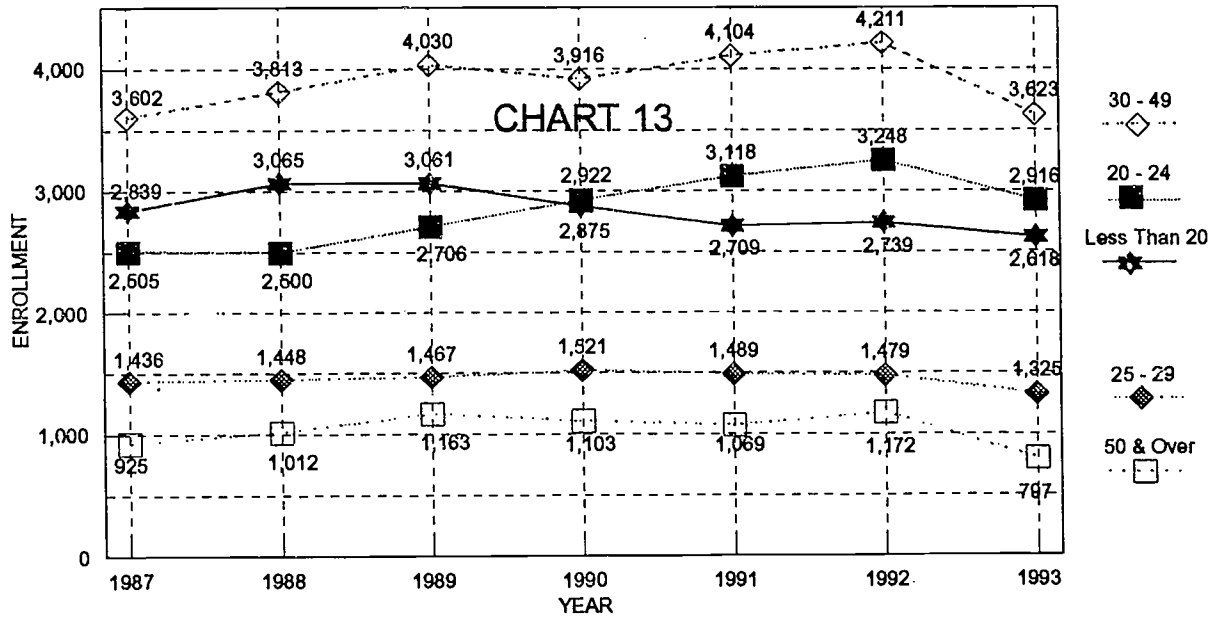
CHARTS 13 AND 14

PERCENT DECREASE FROM FALL 1992

	Less Than 20	20 - 24	25 - 29	30 - 49	50 & Over
Women	4.4%	10.2%	10.4%	14%	32%
Men	8.8%	4.8%	2.1%	12.6%	29.4%

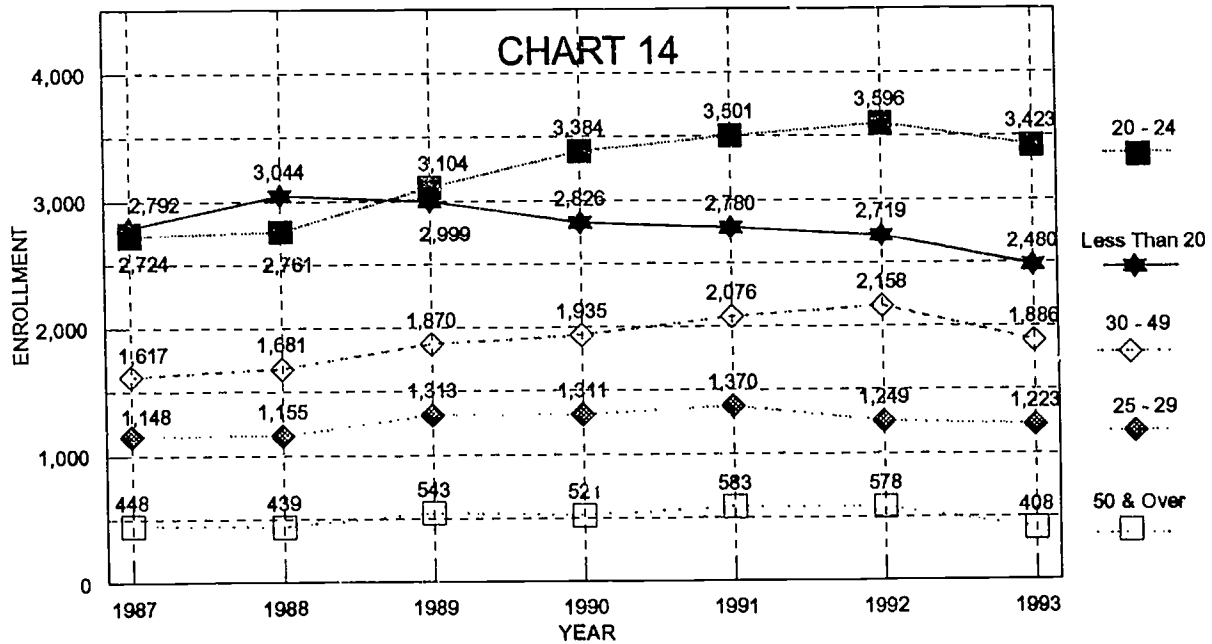
- ◆ The largest age group for women is the 30 - 49 age group, and for men it is the 20 - 24 age group.
- ◆ The 50 & Over age group has the largest percentage decrease for both men and women.
- ◆ The Less Than 20 age group has been decreasing since 1988. Men in this group decreased more in 1993 than women.

DIABLO VALLEY COLLEGE
ENROLLMENT TRENDS BY AGE, CREDIT ONLY
FALL SEMESTER, FIRST CENSUS: WOMEN



Source: CR90
a:age_wom
Research LHB 01/10/94

DIABLO VALLEY COLLEGE
ENROLLMENT TRENDS BY AGE, CREDIT ONLY
FALL SEMESTER, FIRST CENSUS: MEN



Source: CR90
A:age_men
Research LHB 01/10/94

D:\data\Fall_93