

ED 374 827

IR 055 256

AUTHOR Hazen, Dan C.
 TITLE The Bibliographic Control and Preservation of Latin Americanist Library Resources: A Status Report with Suggestions.
 INSTITUTION Association of Research Libraries, Washington, D.C.
 REPORT NO ISBN-0-918006-23-6
 PUB DATE Apr 94
 NOTE 124p.
 PUB TYPE Reports - Evaluative/Feasibility (142)

EDRS PRICE MF01/PC05 Plus Postage.
 DESCRIPTORS Academic Libraries; Access to Information; *Bibliographic Records; Bibliographic Utilities; *Cataloging; Financial Support; Graphs; Higher Education; Latin American Culture; Latin American History; Latin American Literature; Library Automation; *Library Collections; *Online Catalogs; *Preservation; Records Management; Research Libraries; Retrospective Conversion (Library Catalogs); Surveys
 IDENTIFIERS *Latin American Studies

ABSTRACT

This report offers a baseline survey of the retrospective strength of, access to, and preservation of Latin Americanist resources in North American libraries. Information about collections, online bibliographic control, and the need for preservation is derived from analyses of a 550-item sample of Latin Americanist materials published between 1935 and 1965. Results of the analyses suggest that North American libraries have done a fairly good job of acquiring mainstream research materials from and about Latin America. Only 20 items from the 550-title sample are not held in the United States. Most are represented in the major online bibliographic utilities, OCLC and RLIN. Results suggest that continued funding for retrospective conversion and delayed original cataloging is a crucial component for increasing access to Latin Americanist publications. While findings highlight significant progress in providing machine-readable access to bibliographic records in Latin Americanist studies, they underscore the fact that preservation reformatting has so far saved only a small portion of the Latin American imprints. Four appendixes list projects for conversion and cataloging and details of study methodology. Fifty-two figures (graphs) illustrate relative holdings. (SLD)


 * Reproductions supplied by EDRS are the best that can be made *
 * from the original document. *

U.S. DEPARTMENT OF EDUCATION
Office of Educational Research and Improvement
EDUCATIONAL RESOURCES INFORMATION
CENTER (ERIC)

- This document has been reproduced as received from the person or organization originating it.
- Minor changes have been made to improve reproduction quality.
- Points of view or opinions stated in this document do not necessarily represent official OERI position or policy.

THE BIBLIOGRAPHIC CONTROL AND PRESERVATION OF LATIN AMERICANIST LIBRARY RESOURCES: A STATUS REPORT WITH SUGGESTIONS

BY DAN C. HAZEN
HARVARD COLLEGE LIBRARY
HARVARD UNIVERSITY



BEST COPY AVAILABLE

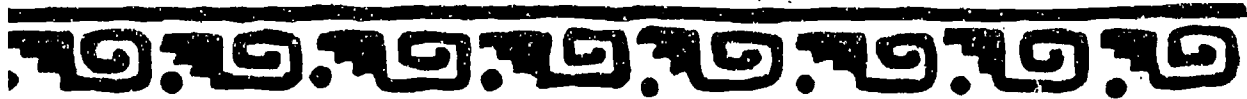
"PERMISSION TO REPRODUCE THIS MATERIAL HAS BEEN GRANTED BY

C.A. Mandel



ASSOCIATION OF RESEARCH LIBRARIES
APRIL 1994

TO THE EDUCATIONAL RESOURCES INFORMATION CENTER (ERIC)."



18055256

THE BIBLIOGRAPHIC CONTROL AND PRESERVATION OF LATIN AMERICANIST LIBRARY RESOURCES: A STATUS REPORT WITH SUGGESTIONS

A report prepared for the Association of Research Libraries by Dan C. Hazen, Visiting Program Officer at ARL and Librarian for Latin America, Spain, and Portugal in the Widener Library of Harvard College Library, Harvard University. January, 1994¹

Editor

Jutta Reed-Scott
Senior Program Officer for
Preservation and Collections Services

Produced by

Annette C. Verna
Publications Program Assistant

Published by the
Association of Research Libraries
21 Dupont Circle
Washington, DC 20036
(202)296-2296
Fax (202)872-0884

©1994 by the Association of Research Libraries
ISBN 0-918006-23-6

The paper used in this publication meets the minimum requirements of American National Standard for Information Sciences--Performance of Paper for Printed Library Materials, ANSI Z39.48-1993.

ARL grants blanket permission to reproduce this report for educational use as long as complete attribution is given. For commercial use, requests should be sent to the Publications Department, Association of Research Libraries, 21 Dupont Circle, Washington, DC 20036.

TABLE OF CONTENTS

Preface	iii
Summary and Major Conclusions	v
I. The Issues	1
II. Plan of Work:	
A. The Proposal and the Project	3
B. The Project and Its Base: the <i>Handbook of Latin American Studies</i>	3
C. The Sample and its Characteristics	5
III. Latin Americanist Holdings in North American Libraries	7
IV. Bibliographic Control	19
V. Preservation	25
VI. Conclusions and Recommendations	33
Endnotes I	37
Appendix I: Retrospective Conversion and Cataloging Projects for Latin Americanist Materials or in Collections with Strong Latin Americanist Holdings, 1980-1992	45
Appendix II: Latin Americanist Preservation Projects, 1980-1992	53
Appendix III: Detail of Titles Not Held in the United States	57
Methodological Note	59
Endnotes II	61
List of Figures	63
Figures 1-52	67

PREFACE

This report was prepared by Dr. Dan C. Hazen, Librarian for Latin America, Spain, and Portugal in the Widener Library of Harvard College Library, Harvard University. Dr. Hazen served as ARL Visiting Program Officer during this Latin American Studies assessment project. The report's findings highlight the significant progress in providing machine-readable access to bibliographic records in Latin American studies in North American research libraries. In contrast to the almost ubiquitous bibliographic control, the report underscores that so far preservation reformatting has saved only a small portion of Latin American imprints.

The project was initiated by the Latin American Recon Project Participants. Starting in 1987 and completing in 1992, 15 ARL libraries worked cooperatively to convert the nation's most prominent Latin American collections. Federal funds from the National Endowment for the Humanities and from the Department of Education (Title II-C) supported these multi-year, multi-institutional efforts to create a comprehensive database for Latin American studies. In 1991 the Latin American Recon Project Participants proposed that the Association of Research Libraries seek funding for a special project to assess the impact of federal and foundation support for improving bibliographic control and preservation of Latin American library resources. The Research Libraries Group, Inc. provided the major budget support for the project. Additional funding was contributed by the libraries at the University of California at Berkeley; Columbia University; Duke University; University of Florida; University of Illinois at Urbana; Indiana University; University of New Mexico; Stanford University; University of Texas, Austin; and Yale University. The investigation and preparation of this report was carried out by Dr. Hazen. The Harvard College Library supported Dr. Hazen throughout his investigation. The Association of Research Libraries gratefully acknowledges the multi-institutional support.

The report offers a baseline survey of the retrospective strength of, access to, and preservation of Latin Americanist resources in North American libraries. Its descriptions of cooperative efforts provide both an illustration of the ability of the Latin Americanist community to fashion collective responses and a base on which to build. The rapid growth in Latin American networking and advances in computerization offer new opportunities for interconnecting collections and for cooperative development and preservation of Latin American studies resources among research libraries. The report's findings put into sharper focus the need to develop a program for a distributed, network-based information access and delivery system in Latin American Studies.

Jutta Reed-Scott
Senior Program Officer for
Preservation and Collections Services
April 1994

SUMMARY AND MAJOR CONCLUSIONS

This report assesses the retrospective strength of Latin Americanist acquisitions, processing, and preservation in North American libraries. Circumstances of history and longstanding patterns of relative affluence make North America's collective Latin American holdings unique. However, there may be a substantial gap between our conceptually dazzling continental collection and the reality of scattered materials, urgently requiring preservation, under varying degrees of bibliographic control.

The study provides a baseline survey of our current situation by addressing three principal issues:

- **How fully have North American libraries collected research materials from Latin America? Who holds these publications? What is the substantive basis for claims of a distributed and potentially definitive collection of Latin Americanist resources within this country?**
- **To what degree have we achieved online bibliographic control for Latin Americanist materials? Are there patterns of strength and weakness? What still needs to be done?**
- **To what degree are Latin Americanist resources at risk for want of preservation? What needs to be done?**

Our answers to these questions are based on analyses of a 550-item sample of Latin Americanist materials published between 1935 and 1965. The following report describes the issues that motivated the original research proposal. It alludes to the rather elaborate initial work plan and also explains the less ambitious methodology that prevailed. The sample is analyzed in depth through both text and graphs. Clear-cut trends are often not apparent, but a detailed analysis may provide a model for future efforts. The report lists general conclusions, offers suggestions for the future, and indicates some of the questions that we have not pursued.

Our results suggest that North American libraries have done a fairly good job of acquiring mainstream research materials from and about Latin America. Only twenty items from the 550-title sample, less than four percent of the total, are not held in the United States. Acquisitions appear to have strengthened over time, though this observation reflects the nature of the sample as well as library collecting patterns. While a small group of core collections holds a high proportion of all materials, a significant share of the sample titles are only available in other libraries.

Most of the sample materials are represented in the major online bibliographic utilities, OCLC and RLIN. Ninety-four percent of all sample monographs held in the United States show up on OCLC, and 83 percent on RLIN. Online bibliographic control improves for more recent publications. Ninety-five percent of all serial titles held in the United States are represented on OCLC, and 97 percent on RLIN. The continuing significance of retrospective

conversion is reflected in a fifteen-percent increase in average holdings of materials from one volume of the *Handbook of Latin American Studies* over the 18-month course of this study.

Few monographs have been preserved through microform reformatting. The situation appears somewhat less bleak, however, when allowance is also made for materials available in alternate versions. Among sample monographs, 19 percent have been microfilmed and another 25 percent are available in identical or reprint editions; 55 percent are only available in the original version. Serials, particularly those held widely, are somewhat more likely to be available in microfilm. Thirty-six percent of all sample serials have been filmed, while 63 percent are only available in the original.

Preservation correlates with breadth of holdings: about half of our sample's widely held monographs are available in microform or alternate editions, and even more of the widely held serials have been filmed. Preservation has been less effective among works whose sparse holdings make them scarce to begin with. Preservation strategies based solely on use may merit another look.

The high levels of ownership and bibliographic control discerned during this examination reflect a sample biased toward the most mainstream Latin Americanist materials. The results are almost certainly not typical of the field's research resources as a whole. Further research would provide a necessary counterpoint. This inquiry does suggest that continued funding for retrospective conversion (and delayed original cataloging) is a crucial component in increasing access to Latin Americanist publications. Preservation likewise remains a very substantial concern that can only be addressed with concerted planning and strong external support.

Insofar as primary research resources are usually held within Latin America itself, future endeavors will do well to consider libraries and materials on an international scale. Such efforts would also complement the increasingly international context of Latin Americanist scholars and scholarship.

THE BIBLIOGRAPHIC CONTROL AND PRESERVATION
OF LATIN AMERICANIST LIBRARY RESOURCES:
A STATUS REPORT WITH SUGGESTIONS



I. THE ISSUES

North American libraries have for more than a century acquired books, periodicals, manuscripts, and other research resources from Latin America.² Cooperative acquisitions efforts have ebbed and flowed. Perhaps ten particularly strong collections now comprise a "first tier" of Latin American repositories.³

While many research materials remain accessible only within Latin America, the vicissitudes of history and longstanding patterns of relative affluence make North America's collective Latin American holdings unique. It is not rare for Latin American countries to lack accessible holdings of their local publications equivalent to those in the United States. Nonetheless, there may be a substantial gap between our conceptually dazzling continental collection and the reality of scattered materials that urgently require preservation and that have varying degrees of bibliographic control.

Creating a more cohesive North American research resource involves several steps. Ownership is perhaps the most basic question: Do libraries within North America's academic network hold the needed materials? Bibliographic control is a second consideration. Our libraries continue to flounder in their efforts to ensure timely and complete cataloging of current imprints.⁴ Retrospective conversion has been more successfully addressed both through projects at individual repositories and by joint efforts. The Association of Research Libraries (ARL) had advocated Latin American retrospective conversion as one piece in a national RECON strategy. Federal funds from the National Endowment for the Humanities and from the Department of Education (Title II-C) have underwritten a number of area-specific projects. Between ad hoc consortia and individual institutions, many of the nation's most prominent collections have progressed toward retrospective conversion. The result is an ever more complete mosaic of Latin American bibliographic records in online databases. (Appendix I lists major retrospective conversion and original cataloging projects of particular significance for Latin Americanist materials.)

Latin American publications are notorious for their poor paper and bindings, small print runs, and spontaneous distribution channels.⁵ The combination of fragility and scarcity makes preservation a high priority. In-house microfilming programs, the continuing cooperative efforts of the Latin American Microform Project, and commercial endeavors have laid the base for Latin Americanist preservation. The "Intensive Cuban Collecting Group" has taken a different tack, producing film for dozens of Cuban serials on a voluntary and distributed basis. Despite these achievements, Latin Americanist preservation remains more incipient than the corresponding retrospective conversion.

Further preservation progress is more and more tied to outside funding, reflecting both the costs of filming and the increasing monopolization of many libraries' preservation capacities by grant-funded initiatives. The National Endowment for the Humanities has become a major sponsor for microform reformatting. In addition to projects based in single institutions, preservation consortia might build on cooperative achievements in retrospective conversion. (Appendix II details major preservation initiatives that have focused on Latin Americanist resources.)

Finally, the Association of Research Libraries, working with the Association of American Universities and the Latin American Studies Association, has become increasingly concerned over the general situation of foreign acquisitions in North American libraries as materials budgets are constrained and new information priorities move to the fore. Latin America has emerged as a "test case" for the Third World.

All these initiatives and anxieties carry policy implications. They also suggest that we need a baseline survey of our current situation. Three sets of questions merit attention:

- 1. How fully have North American libraries collected research materials from Latin America? What is the substantive basis for claims of a distributed and potentially definitive collection of Latin Americanist resources in this country? Do a few major collections fully cover Latin Americanist materials, or are holdings more widely dispersed?**
- 2. To what degree have we achieved online bibliographic control for Latin Americanist materials? Are there patterns of strength and weakness? What still needs to be done?**
- 3. To what degree are Latin Americanist resources at risk for want of preservation? What needs to be done?**

This study responds to these questions on the basis of a sample of Latin Americanist materials published between the mid-1930s and the mid-1960s. It thus complements the various surveys being conducted in conjunction with ARL's "Foreign Acquisitions Project," which focus on current acquisitions. While the strategic and programmatic concerns should be similar, they are not necessarily identical.

II. PLAN OF WORK

A. The Proposal and the Project

As initially envisioned, this project would have particularly probed the role of federal and foundation support for Latin American Studies through these agencies' efforts to foster online bibliographic control and preservation reformatting. Levels of support would have been gauged from reviews of grant applications and reported results. The practical impact would have been assessed through mail surveys and on-site interviews with scholars and librarians. A sample analysis of specific titles, finally, would provide an objective measure of accomplishment. These various results would together indicate what had been done, whether the achievements were meeting Latin Americanists' needs and expectations, and whether continued support would bring additional benefits.

This ambitious project very quickly proved unrealistic. On one hand, unforeseen local demands repeatedly interrupted project work. Equally significant, the intellectual and political context for the project has quite rapidly shifted. The vision that libraries' future success largely depends on their shared access to scarce resources is now firmly in place. The concomitant requirements of retrospective conversion and preservation are clear.

For acquisitions, bibliographic control, and preservation alike, perhaps the salient current trend entails an emerging alliance among working Latin Americanist librarians (particularly through the Seminar on the Acquisition of Latin American Library Materials); the academic community's organizations of policy and advocacy (the Association of Research Libraries, the Commission on Preservation and Access, and the Association of American Universities); Latin Americanist scholars (the Latin American Studies Association and its Task Force on Scholarly Resources); and foundations. These groups are together shaping an agenda to strengthen Latin Americanist research connections and possibilities. Aspects of acquisitions, access, resource sharing, and preservation are all central.

This study, therefore, focuses less on constructing our agenda—an activity well underway among the policy-making groups just mentioned—than on assessing where we currently stand. A project focused on reality rather than rhetoric, practicalities rather than panegyrics, will at this point most usefully inform our emerging plans and priorities.

B. The Project and Its Base: the *Handbook of Latin American Studies*

The study is based on a sample of 550 items drawn from eleven volumes of the *Handbook of Latin American Studies (HLAS)*. The *Handbook*, the premier reference source for Latin Americanist scholarship, is a selective annual guide to recently published materials in Latin American Studies. Each volume draws from a pool of specialist "contributing editors" who review recent monographs and journal articles from all parts of the world in order to identify the most significant materials. The sections, arranged by discipline and subdiscipline, also include introductory essays that highlight research trends through a synthesis of the literature.⁶

The *Handbook* has from its start been an international, interdisciplinary area studies bibliography relying upon collaboration between scholars and librarians. The first volume (1936), with sixteen contributing editors, listed about 2,300 items under the broad rubrics "Anthropology and Archaeology," "Economics," "Geography," "History," "Law," and "Literature." By 1968, according to the compilers of a combined "Author Index" to volumes 1-28, the *Handbook* had registered more than 100,000 titles by more than 50,000 authors. The introduction to Volume 28 (1966) attributed the continuing growth to the following shifts: "...1) slight improvements in the methods of retrieval of research materials from the area, which have been overburdening the existing controls since the late 1940's; 2) marked sophistication and expansion of many of the disciplines covered in the *Handbook*, accounting for the addition, in the *HLAS*, of a number of new disciplinary subsections over the years; and, most important from the researcher's standpoint, 3) progressively improving attitudes and techniques of scholarly exposition" (p. xii).

The *Handbook* has always contended with inherently opposed needs to survey an immense and sometimes unruly body of scholarship and to keep its annual volumes manageable in terms of usability, length, and price. The earliest *Handbook* volumes responded to difficulties in capturing current scholarship by requesting authors to send along their works. Later issues commonly noted developments in scholarly publishing and the book trade as they affected the initial availability of materials. The editorial office moved to the Library of Congress in 1944, ensuring ready access to unparalleled bibliographic resources. The evolving process through which *Handbook* editors have identified publications of potential interest has helped shape it from the start. The same dynamic has affected our sample.

The *Handbook of Latin American Studies* was by no means the only candidate from which a large pool of Latin Americanist citations could have been drawn. For example, numerous specialized bibliographies are listed in the base volume and supplements of the *Bibliography of Latin American Bibliographies*.⁷ Another approach might have focused on citations from scholarly monographs. Samples based on these approaches were rejected on two grounds. In the first place, assessing the field's access to scholarly resources on the basis of highly specialized bibliographies, whether freestanding or embedded in monographic studies, would have created substantial difficulties in ensuring comparable coverage for different disciplines and subfields. Second, selecting appropriate base monographs or bibliographies, assembling and devising valid samples, and verifying and standardizing citations, all present daunting practical challenges. The *Handbook*, despite some quirks, provides a fairly even balance among disciplines and fields as well as fairly uniform citations. Using it minimized (though did not eliminate) procedural and methodological concerns.

Using the *Handbook* for our sample does require one major caveat. Every item cited in the *Handbook* is, in theory, personally inspected by at least one of the contributing editors. Virtually all the listed materials have thus been acquired somewhere within the United States. The *Handbook's* prominence as a reference tool also means that the materials it cites have a greater than even chance of being subsequently acquired by other institutions. (Few if any libraries have used the *Handbook* as an acquisitions tool in more than very narrow fields.) In other words, the *Handbook's* goal of organizing and evaluating Latin Americanist publications means that its entries are not representative of these materials as a whole. The *Handbook's* selectivity, however, does not invalidate this study. Should its relatively prominent listings

not have been acquired or preserved, one could reasonably assume that more arcane resources would be even less accessible and at even greater risk.

C. The Sample and Its Characteristics

Five hundred fifty items, fifty each from eleven *Handbook* volumes, comprise the study sample. (See the Methodological Note, following the text, for details on how the sample was constructed and searched.) The base sample includes 483 items published in Latin America and sixty seven from the rest of the world. This division—88 percent Latin America, 12 percent other—reflects an early decision to emphasize Latin American imprints. *Handbook* volumes with more than five non-Latin American imprints (more than 10 percent of the sample) are numbers 10 (8 titles), 17 (15 titles), 23 (14 titles), and 30 (13 titles). These volumes together account for fifty of our sixty seven non-Latin American titles. Had we not limited items published outside the region, the original sample would have included 423 Latin American imprints and 127 items from the rest of the world, a 77%/23% split. Either way, and despite our reliance on a North American tool that favors secondary sources and other high-profile materials, Latin American publications predominate. Latin Americanist research requires materials from the region itself.

Our sample includes citations to 302 monographs and 248 serials, a 55%/45% split. The 248 journal articles represent 217 separate serial titles. (A sample not biased toward Latin American imprints would have encompassed 52 percent monographs and 48 percent serials.) The breakdown between monographs and serials varies from volume to volume, ranging from 16 monographs and 34 serials in Volume 10 to 37 monographs and 13 serials in Volume 19. There is no obvious explanation for these fluctuations.

The sample of Latin American imprints includes 274 monographs and 209 serials, a 57%/43% split. Publications from outside the region include 28 monographs and 39 serials, a 42%/58% divide. Ninety-one percent of the sample monographs were published in Latin America and the remaining nine percent in other parts of the world. By contrast, 84 percent of all sample serials are Latin American imprints, with 16 percent hailing from outside the region.

Handbook listings for materials published outside of Latin America emphasize serials. Entries from within the region, by contrast, favor monographs. Several possible explanations come to mind. The *Handbook* editors, for the most part based in the United States, may simply have had easier access to North American and European journals than to those published in Latin America. Latin American journals are often unstable. Many serials appear and cease, or are by turn active and dormant. Even for continuing titles, publication and receipts are frequently irregular. Monographs, on the other hand, comprise self-contained units that are relatively easy to acquire and evaluate in isolation. When acquisitions are difficult, monographs may be favored.

The rise of Latin American Studies may have also had an effect. The North American and European constituency for Latin American Studies remained fairly small until the area studies boom that followed World War II and, more specifically, until Cuba's 1959 revolution and the Alliance for Progress and Peace Corps response. Additional research might explore

whether a relatively small and fledgling discipline expressed itself more through serials than monographs.⁸

All the monographic citations represent items occurring only once in our sample. Twenty-one serials were cited more than once, and repeated serial titles account for 52 entries. The 31 duplicate serials listings comprise about 13 percent of the entire serial sample. Multiple repetitions suggest the particular centrality of such journals as *Historia mexicana* (cited five times), or the *Revista Iberoamericana* and the *Revista bimestre cubana* (four listings apiece).⁹

The following sections will in turn discuss sample findings as they illuminate holdings of Latin Americanist materials in North American libraries, bibliographic control for Latin Americanist materials, and preservation. Each section will summarize the corresponding sample data, attempt to discern any significant patterns, and suggest possible explanations. Discussion will generally begin with observations concerning the entire sample and follow as appropriate with closer analysis by format, place of publication, breadth of holdings, and *Handbook* volume. Fifty-two figures present a graphic analysis of the sample data, and can be located beginning on page 69. The presentation and analysis of data will generally be full even where trends are weak, since some relationships might prove more dramatic in other surveys. On the other hand, the relatively straightforward nature of both sample and results means that sophisticated statistical tests have not been applied.

III. LATIN AMERICANIST HOLDINGS IN NORTH AMERICAN LIBRARIES

The 550-item sample includes 483 titles published in Latin America and 67 from the rest of the world. It divides between 302 monographs and 248 serials. The Latin American imprints include 274 monographs and 209 serials; sample titles published outside of Latin America split between twenty eight monographs and thirty nine serials.

The entire sample includes 148 titles held at more than fifty locations (27 percent of the total), 196 titles held at eleven to fifty locations (36 percent of the total), 186 titles held at one to ten locations (34 percent of the total), and 20 titles not held in the United States (4 percent). Tables 1 through 3 (located on pages 8 and 9) break these overall figures down for monographs and serials and for Latin American and non-Latin American imprints. Figures 1 through 6 (located on pages 69 through 74) offer graphs for the same data.

These tables and graphs in the first instance demonstrate the predominance of serials among very widely held materials, and the shift toward monographs as holdings fall off. Widely held titles account for 44 percent of the serial sample. Forty-two percent of all sample monographs, by contrast, are held by only one to ten libraries. Few titles are altogether unavailable.

Latin American materials tend to be held less widely than those published outside the region. If the overall breakdown between Latin American and non-Latin American publications prevailed across all four holdings levels, Figure 4 would show a consistent 88%/12% split. The 73% Latin American/27% non-Latin American division for widely held materials, contrasted with the nine-to-one ratio of Latin American/non-Latin American imprints at lower holdings levels, confirms this tendency toward relatively broad holdings of Latin Americanist materials published outside the region.

Figures 1 and 3 show that holdings of both monographs and Latin American imprints are concentrated at our intermediate holdings categories of one to ten and eleven to fifty locations. Figure 3 and, even more, Figure 5 reveal staggered patterns for holdings, especially monographs, from outside of Latin America. Both Graphs show reductions for items held at eleven to fifty institutions, with their largest shares corresponding to materials held at more than fifty libraries.

One might have expected a steadily increasing holdings of these predominantly North American publications. The drop in materials held at eleven to fifty locations may thus suggest a particular pattern of Latin Americanist collecting in which a few specialized collections boast very extensive holdings, while many institutions hold a large body of basic materials. Holdings and collections alike may tend to be either general or narrow, with the middle ground relatively underrepresented.

Table 1: Distribution of the Sample's Monographs and Serials by Holdings Level

<u>Holdings Level</u>	<u>Monograph</u>			<u>Serial</u>		
	<u>#</u>	<u>A</u>	<u>B</u>	<u>#</u>	<u>C</u>	<u>D</u>
51+	39	26%	13%	109	74%	44%
11-50	120	61%	40%	76	39%	31%
1-10	128	69%	42%	58	31%	23%
0	15	75%	5%	5	25%	2%

- A: Sample monographs as a proportion of all sample materials at a particular holdings level.
- B: The proportion of all sample monographs found at a particular holdings level.
- C: Sample serials as a proportion of all sample materials at a particular holdings level.
- D: The proportion of all sample serials found at a particular holdings level.

Each row of the table corresponds to a particular holding level. The columns correspond to format. Within each row, the sum of values from columns A and C equals 100%. For columns B and D, by contrast, adding the values down each column gives 100%.

Table 2: Distribution of the Sample's Latin American Imprints, and Publications from Outside the Region, by Holdings Level

<u>Holdings Level</u>	<u>Latin American</u>		<u>Non-Latin American</u>			
	<u>#</u>	<u>A</u>	<u>B</u>	<u>#</u>	<u>A</u>	<u>B</u>
51+	108	73%	22%	40	27%	60%
11-50	186	95%	39%	10	5%	15%
1-10	169	91%	35%	17	9%	25%
0	20	100%	4%	0	0%	0%

- A: Latin American imprints as a proportion of all sample materials at a particular holdings level.
- B: The proportion of all Latin American imprints found at a particular holdings level.
- C: Publications from outside Latin America as a proportion of all sample materials at a particular holdings level.
- D: The proportion of all publications from outside Latin America found at a particular holdings level.

Each row of the table corresponds to a particular holdings level. The columns correspond to "place of publication." Within each row, the sum of values from columns A and C equals 100%. For columns B and D, by contrast, adding the values down each column gives 100%.

Table 3: Distribution of the Sample's Monographs and Serials, by Place of Publication, by Holdings Level.

Holdings Level	Latin American Monograph			Serial			Non-Latin American Monograph			Serial		
	#	A	B	#	C	D	#	E	F	#	G	H
51+	26	18%	9%	82	55%	39%	13	9%	46%	27	18%	69%
11-50	116	59%	42%	70	36%	33%	4	2%	14%	6	3%	15%
1-10	117	63%	43%	52	28%	25%	11	6%	39%	6	3%	15%
0	15	75%	5%	5	25%	2%	0	0%	0%	0	0%	0%

- A: Monographs from Latin America as a proportion of all sample materials at a particular holdings level.
- B: The proportion of all Latin American monographs found at a particular holdings level.
- C: Serials from Latin America as a proportion of all sample materials at a particular holdings level.
- D: The proportion of all Latin American serials found at a particular holdings level.
- E: Monographs published outside Latin America as a proportion of all sample materials at a particular holdings level.
- F: The proportion of all monographs published outside Latin America found at a particular holdings level.
- G: Serials published outside Latin America as a proportion of all sample materials at a particular holdings level.
- H: The proportion of all serials published outside Latin America found at a particular holdings level.

Each row of the table corresponds to a particular holdings level. The columns correspond to combinations of format and place of publication. Within each row, the sum of values from columns A, C, E, and G equals 100%. For columns B, D, F, and H, adding the values down each column gives 100%.

Figures 5 and 6 (and Table 3) suggest a general sequence for the breadth of sample holdings in terms of particular combinations of format and place of publication. Non-Latin American serials tend to be held most widely, and are followed in turn by non-Latin American monographs, Latin American serials, and Latin American monographs. All these charts support the conclusion that Latin Americanist materials published outside the region—for the most part in North America or Europe—have been acquired more comprehensively than items published within it. Moreover, all non-Latin American imprints are held by at least one institution. This strength of holdings for materials published outside the region both explains and confirms the initial decision to "tilt" the sample toward Latin American publications, whose less-uniform holding patterns suggest a more fruitful field for analysis.

North American holdings of sample titles are perhaps broader than we might have expected. However, we cannot simply conclude that our collections are stronger than we knew. Several bits of evidence rather suggest that the sample, weighted toward high-profile

titles and secondary sources, encompasses materials that librarians are particularly likely to have acquired. Experience as well as other studies indicate that regional publications, newspapers and specialized journals, and ephemera and primary source materials are underrepresented in both the *Handbook* and our libraries. For instance, only about five percent of approximately 1,300 titles listed in a union list for serials published in southern Peru between 1880 and 1950 can be found in the United States. Tallies of current regional acquisitions from northern Mexico suggest that North American libraries are acquiring less than forty percent of the universe.¹⁰ The evidence from our sample only allows us to conclude that North American holdings of the mainstream and secondary sources most thoroughly represented in the *Handbook* are fairly strong.

More nuanced depictions, reflecting changes over time, are most intelligible through graphs.¹¹ Figures 7a/b through 11 begin with composite pictures of monographic and serial holdings at our four holdings levels, by *Handbook* volume. Figures 7a and 7b show lines for monographs and serials, respectively. The next four graphs isolate monograph and serial pairs for each holdings level.

These graphs demonstrate that serials have consistently predominated among materials held at more than fifty locations. The percentages of both serials and monographs held at this wide level have tended to increase. The proportion of monographs held at eleven to fifty locations shows fairly pronounced growth, while serials decline. Serials held the edge over monographs in early sample volumes, but monographs have since taken the lead. The share of items held at only one to ten locations, particularly for serials, shows a sharper decline over time. Monographs held by one to ten libraries fairly consistently outweigh serials at the same holdings level. Items not held in the United States represent a small part of any volume's sample; moreover, the proportion of items not held has tended to drop. Proportionally more monographs than serials are unavailable.

The graphs together suggest that Latin Americanist materials, monographs and serials alike, have become more broadly held over time. Figure 12, which combines all materials by holdings level, highlights this trend. Materials held at more than ten locations represent about 44 percent of the sample from *Handbook* Volume 2; they account for 78 percent of the sample from Volume 30. Sample items either not held or held at fewer than eleven locations declined from 56 percent to 22 percent over the same period.

Figure 13 plots the proportion of monographs and serials from Latin America only, by holdings level, relative to all the Latin American imprints in each *Handbook* volume. The curves, when compared to those of Figure 12, suggest whether items published within Latin America are held more or less widely than Latin Americanist imprints from all parts of the world. The curves are generally similar, though three of the four volumes with the largest non-Latin American samples (numbers 10, 17, 23, and 30) show lower proportions of Latin American imprints held at more than fifty locations, as well as nearly offsetting increases in materials held at eleven to fifty locations. The data once again indicate that publications from outside Latin America are held more widely than items published within the region.

These trends toward broader holdings over time, particularly for monographs, can be explained in a number of ways. The most reassuring hypothesis is that North American libraries became more careful and comprehensive in their Latin Americanist collecting between the mid-1930s and the mid-1960s. The postwar emergence of area studies, the concomitant creation of specialized library collecting programs, and the rise of a more sophisticated Latin American book trade (in this period embodied in the Latin American Cooperative Acquisitions Project, LACAP), all support this explanation. Increasing academic interest, coupled with new library initiatives, resulted in stronger collections.

A second and complementary explanation focuses on the *Handbook of Latin American Studies*, the source for our sample. Early volumes of the *Handbook* were slightly anarchic in both their selections of material and their bibliographic descriptions. Some items, annotated to suggest their unsuitability for scholarship, would have been omitted later on.¹² Some citations were flawed. The consolidation of Latin American Studies and Latin Americanist scholarship, the emergence of an academic publishing enterprise within Latin America, and the relocation of *Handbook* offices to the Library of Congress—with consequent access to both a huge body of material and professional cataloging expertise—pushed this tool to become increasingly selective and accurate. On one hand, a broader sample of all Latin Americanist imprints is now reviewed for each volume. On the other, marginal materials are less likely to appear.

The listings for sample items not located in the United States provide some support for these arguments. Appendix III lists all twenty titles. In several cases (for instance, *Sociedad Rural Argentina*, *Ministerio de Agricultura. Dirección General de Tierras* [2-767] or *Río; revista mensual* [14-685/14-788]), the bibliographic description is either inadequate or confusing: the title could not be identified with confidence. In others (perhaps *Librería y Editorial Araujo, Catálogo de obras didácticas y literarias* [6-56]—a publisher's catalog—, *Mura, Agua nascente* [6-4456]—a novel translated from the original Italian—, or *Biblioteca Americana de Nicaragua, Managua, Report of the Director-Librarian, April 1944* [10-4286]—a specialized library report), the item might be considered marginal. (Other works, on the other hand, are surprising for their apparent unavailability—for instance *Hermann Max, Banco Central de Venezuela* [6-1256], *Ernesto Zavala Flores, Elementos de finanzas públicas mexicanas. Los impuestos* [17-956], or *José María Arguer'as, "El cuento folklórico..."* in *El folklore como ciencia* [30-6296].)

Figures 14 through 17, finally, trace the evolution of sample holdings in terms of format. Figures 14 and 15 depict the distribution of all sample monographs from each volume, and of the monograph subset published within Latin America, by holdings levels. Figures 16 and 17 provide similar breakdowns for serials. The trends already observed again come to the fore: monographs held at one to ten locations lose ground to those held at eleven to fifty libraries; serials held at more than fifty locations gain at the particular expense of those held at eleven to fifty locations. The plots for Latin American monographs and serials are generally similar to those for the monographic and serial samples as a whole.

The professionalization and consolidation of Latin American Studies have encouraged increasingly broad coverage of Latin Americanist research resources in North American libraries. Serials and publications from outside Latin America have found particular favor among the sample's high-profile materials.

We have to this point analyzed the sample in terms of categories that emerge from the materials themselves—monographs and serials, imprints from Latin America and outside the region, items held more and less widely, resources with different publication dates. While we have learned a lot about these categories, we remain in the dark with regard to specific collections and the relationships between them.

Since holding codes were recorded for all the sample titles, our searching data also allow us to examine the distribution of sample items among North American libraries. The results, in addition to pinpointing particular collection strengths, should also reveal potentially significant patterns. For example, if a few major collections hold virtually all the sample materials, a national strategy based on tightly focused support for preservation and access might make sense. Conversely, widely scattered sample materials would lend support to the emerging library orthodoxy that emphasizes broad-based interdependence through remote access to decentralized resources.

Collating the thousands upon thousands of holdings for all our sample items would have been a logistical nightmare. Moreover, little useful information could be gleaned from detailed holdings analyses for widely owned materials. We thus turned to a subset of the original sample, examining the 1,069 holdings for titles held at one to ten locations. Not only was this task manageable, but focusing on relatively sparsely held materials has enabled a clear delineation of stronger and weaker collections. One caveat nonetheless applies: drawing conclusions from this subset of our sample requires us to assume that libraries with strong holdings of relatively scarce items will also own the bulk of our less exotic titles. This common-sense supposition has not been tested.

The category "one to ten holdings" was originally defined to include items reported by fewer than eleven libraries in the *National Union Catalog* or *Union List of Serials*, or on OCLC, or by fewer than six libraries on RLIN. In theory, as many as twenty-five institutions could thus hold titles in this category. The following table indicates the actual distribution of holdings for the 58 serials and 128 monographs in our "one to ten" division.¹³

<u>Number of Holdings</u>	<u>Monographs</u>		<u>Serials</u>	
	<u>A</u>	<u>B</u>	<u>C</u>	<u>D</u>
19	0	0%	1	1.7%
18	0	0%	0	0%
17	1	0.8%	1	1.7%
16	0	0%	1	1.7%
15	1	0.8%	1	1.7%
14	1	0.8%	0	0%
13	0	0%	1	1.7%
12	0	0%	4	6.9%
11	5	3.9%	3	5.2%
10	7	5.5%	3	5.2%
9	14	10.9%	1	1.7%
8	14	10.9%	2	3.4%
7	12	9.4%	2	3.4%
6	6	4.7%	8	13.8%
5	6	4.7%	4	6.9%
4	16	12.5%	4	6.9%
3	12	9.4%	7	12.1%
2	19	14.8%	8	13.8%
1	14	10.9%	7	12.1%

- A: Number of monographs held at the indicated number of locations.
- B: Percent of monographs held at the indicated number of locations.
- C: Number of serials held at the indicated number of locations.
- D: Percent of serials held at the indicated number of locations.

Twelve of 58 serials, almost 21 percent of the total, are in fact held by more than ten libraries. Only eight of the 128 monographs, about six percent of the total, are held this broadly. For both monographs and serials, half of all titles within the "one to ten" category are actually held by five or fewer institutions.

All told, 711 library holdings are associated with the 128 monographs held at one to ten locations, for an average 5.6 holdings of each sample title. The 58 serial titles held at one to ten locations are represented by 358 holdings codes, for an average of 6.2 holdings per title. These figures again substantiate that serials tend to be more broadly held than monographs.

One hundred forty-one libraries account for the 711 monograph holdings. Twenty libraries own ten or more of these 128 titles. The following table shows the number of sample monographs held by each of these "top twenty" libraries, the percent of the monograph sample held by each, and the library's name.¹⁴

Based on a sample subset of 128 monographs:

<u>Reported Monograph Holdings</u>		<u>Institution</u>
<u>Number</u>	<u>Percent</u>	
75	59%	Library of Congress
53	41%	University of Texas
39	30%	University of California, Berkeley
35	27%	New York Public Library
27	21%	University of California, Los Angeles
23	18%	Yale University
21	16%	University of Florida
20	16%	Harvard University
18	14%	Tulane University
15	12%	Columbia University
15	12%	University of Illinois, Urbana
14	11%	Stanford University
13	10%	Columbus Memorial Library
12	9%	Duke University
12	9%	University of North Carolina, Ch. Hill
11	9%	University of Michigan
10	8%	Cornell University
10	8%	Indiana University
10	8%	SUNY-Stony Brook
10	8%	University of Miami

The top three holding institutions, the Library of Congress, the University of Texas, and the University of California at Berkeley, lack 26 of the sample monographs, or twenty percent of the total. The seven libraries reporting twenty or more of the titles together lack thirteen sample monographs, or ten percent of the total.

These figures indicate that Latin Americanist monographs are fairly widely scattered among North American libraries and that there is no compact subset of core collections that might account for all of the sample titles. The nominal degree of concentration would increase if the libraries ranking highest in this list of relatively uncommon materials also owned the bulk of the remaining 159 sample monographs held within the United States. On the other hand, the sample's bias toward high-profile materials means that this subset of sparsely held titles may comprise the sample category most representative of Latin Americanist resources as a whole.

Seven hundred eleven holdings have been reported for the sample monographs held at one to ten libraries. The top three holding institutions together account for about a quarter of this total. The distribution of holdings is further suggested by the following breakdown of holdings into five approximately equal groupings:¹⁵

- 2.1% of all libraries account for 23.5% of all holdings
- 5.7% of all libraries account for 41.2% of all holdings
- 14.2% of all libraries account for 62.3% of all holdings
- 29.1% of all libraries account for 79.9% of all holdings
- 100.0% of all libraries account for 100.0% of all holdings

The sample's 358 serial holdings, representing 58 serial titles, reflect collections at 107 libraries. Nine libraries hold ten or more of the serials. The following table shows the number of sample serials held by each of these nine libraries, the corresponding percentage of the serial sample, and the library's name.¹⁶

Based on a sample subset of 58 serial titles:

<u>Reported Serial Holdings</u>		<u>Institution</u>
<u>Number</u>	<u>Percent</u>	
29	50%	Library of Congress
26	45%	New York Public Library
26	45%	University of California, Berkeley
26	45%	University of Texas
15	26%	Harvard University
13	22%	University of Florida
12	21%	Cornell University
11	19%	University of California, Los Angeles
10	17%	Tulane University

The top four holding institutions, the Library of Congress, the University of Texas, the University of California at Berkeley, and New York Public Library, between them *lack* nine serial titles, or sixteen percent of the sample. The seven libraries holding more than twelve of the titles lack seven titles, or twelve percent of the total. As with sample monographs, serials show a substantial degree of dispersion among North American libraries.

Three hundred fifty-eight holdings have been reported for the sample serials held at one to ten libraries. The top four holding institutions account for about thirty percent of these holdings. The distribution of serial holdings is further suggested by the following breakdown into five approximately equal groupings:

- 3.7% of all libraries account for 29.9% of all holdings
- 6.5% of all libraries account for 41.4% of all holdings
- 15.9% of all libraries account for 61.5% of all holdings
- 44.9% of all libraries account for 83.5% of all holdings
- 100.0% of all libraries account for 100.0% of all holdings

The full universe of 186 sample titles held at one to ten locations, finally, accounts for 1,069 holdings statements from 186 libraries. Each of the following institutions owns more than twenty-five of these titles:¹⁷

<u>Reported Sample Holdings</u> <u>Number</u>	<u>Percent</u>	<u>Institution</u>
104	56%	Library of Congress
79	42%	University of Texas
65	35%	University of California, Berkeley
61	33%	New York Public Library
38	20%	University of California, Los Angeles
35	19%	Harvard University
34	18%	University of Florida
28	15%	Tulane University
28	15%	Yale University

The top three holdings institutions, the Library of Congress, the University of Texas, and the University of California at Berkeley, together account for 23.2 percent of the 1,069 total holdings. The distribution of holdings is further suggested by the following breakdown of holdings into five approximately equal groupings:

1.6% of all libraries account for 23.2% of all holdings
3.7% of all libraries account for 38.9% of all holdings
9.6% of all libraries account for 59.3% of all holdings
23.9% of all libraries account for 78.9% of all holdings
100.0% of all libraries account for 100.0% of all holdings

These tables, while they reveal a significant concentration of Latin Americanist resources among about nine collections, also show that a large body of material can only be found at other locations. The widely recognized pre-eminence of the Library of Congress and the University of Texas, while substantiated by these figures, is far from absolute.

Any library-specific analysis of holdings encourages—indeed, almost demands—commentary on collections that appear stronger or weaker than would have been expected on the basis of reputation, common wisdom, or current acquisitions. Evaluations of such additional features as the geographic distribution of strong collections, the potential role of cooperative agencies like the Center for Research Libraries, or the possible joint strengths of libraries engaged in cooperative collection development are likewise tempting. The raw data would even support speculation concerning shifts in a single library's collecting focus and intensity over time.

However, any such observations can at this point only be tentative. Our data reflect libraries' inevitably inconsistent practices in reporting holdings to the *National Union Catalog* and *Union List of Serials* and their often stuttering progress toward retrospective conversion, as well as actual collection strengths. Where reported holdings underrepresent a library's acquisitions, counts will be misleading.

A concrete example may be useful. Cursory searching in Harvard's (manual) union catalog indicates holdings of at least 21 sample serials and 43 monographs, as opposed to the 15 serials and 20 monographs reported on the national databases. Many of Harvard's holdings are reflected in *NUC* and *ULS*, though others are not; the library is only now embarking on retrospective conversion. Should the figures for other libraries be similarly distorted, any conclusions based on our searching tallies will be flawed. A central register of RECON projects and progress would make it easier to interpret these preliminary results. Continued support for both retrospective conversion and original cataloging is far more essential. When all holdings are represented online, underreporting will cease to be an issue. More important, such complete bibliographic control will ensure the fullest possible access to our Latin Americanist resources.

IV. BIBLIOGRAPHIC CONTROL

A survey of bibliographic control requires an initial distinction between monographs and serials. While today's online bibliographic utilities provide ready access to both formats, the major manual tools of the past—the *National Union Catalog* and the *Union List of Serials*—were predicated upon separate coverage for monographs and for serials.

Figure 18 is a bar graph detailing bibliographic control for all sample monographs by combinations of bibliographic resources. Most items are listed in all three major sources (the *National Union Catalog*, OCLC, and RLIN). Items thus represented range from 48 percent of the monographs from Volume 6 to 93 percent of those from Volume 26. Figure 19 omits titles not held in the United States, and thus focuses more specifically on available bibliographic records.

Figure 20, finally, details bibliographic control for those monographs published within Latin America and also held somewhere within the United States. These materials are often relegated to cataloging backlogs in times of staff shortage or fiscal pressure, so one might expect less thorough coverage. The monographic samples from four *Handbook* volumes, numbers 10, 17, 23, and 30, include more than ten percent of materials published outside of Latin America. (The exact figures are 13%, 30%, 23%, and 24%.) Comparing the values for these volumes in Figures 19 and 20 reveals no clear pattern: the share of sample monographs from Latin America that are represented in all three principal bibliographic sources lies below that for all monographs in Volumes 17 and 23; the Latin American figure is higher for Volumes 10 and 30. Library acquisitions may favor Latin Americanist materials published outside the region, but bibliographic control seems more evenly balanced. Figures 19 and 20 both show that the proportion of titles represented *only* in the *National Union Catalog* has declined over time.

Overall, 97 percent (279) of the monographic titles represented in any bibliographic source are available in the *National Union Catalog*, 94 percent (269) are listed in OCLC, and 83 percent (239) appear on RLIN. Figure 21 shows how these coverages have evolved over time. While the *National Union Catalog* remains essential for earlier materials, its predominance weakens for the most recent *Handbook* volumes. The increasing availability of records in the principal online bibliographic databases accounts for most of this shift. OCLC has overtaken the *NUC* in the extent of its coverage. RLIN remains somewhat behind, though it has improved from a distant to a reasonably close third place.

It is not entirely clear why online coverage should have improved for more recent sample materials. Retrospective conversion projects are normally indifferent to publication dates, so one would expect little correlation between imprint date and the availability of automated records. As we have seen, holdings for sample materials generally strengthen for later *Handbook* volumes. Weaker online coverage of earlier imprints may therefore reflect their sparse availability in the United States. Further investigation might clarify these relationships.¹⁸

While none of the major bibliographic sources includes all our sample monographs, the combination of OCLC and NUC provides complete coverage for all titles held in the United States.

Figures 22 through 25 repeat these graphs for serials. (The manual source is the *Union List of Serials*, as complemented by *New Serial Titles*.) Once again, the overwhelming majority of titles are listed in the *Union List of Serials*, OCLC, and RLIN. For Volumes 14 and 26, all serial titles are thus described.

Serials published outside of Latin America account for more than ten percent of the entire serial sample in seven *Handbook* volumes (numbers 10, 17, 20, 22, 23, 26, and 30). Comparisons of the corresponding values between Figures 23 and 24 reveal only minor variations in patterns of bibliographic control by place of publication. For the three *Handbook* volumes in which serials published outside of Latin America comprise more than thirty percent of the sample, numbers 17, 23, 30, the variations remain both slight and inconsistent. Latin American titles from Volumes 17 and 30 are a bit less likely than the serial sample as a whole to have been cataloged in all three sources, mostly due to fewer records in the *Union List of Serials*. In Volume 23, by contrast, the coverage for Latin American serials is slightly stronger.

A comparison of cataloging availability by databases produces results different than those for monographs. The *Union List of Serials* provides listings for 92 percent (223) of the titles for which bibliographic records are available, while OCLC lists 95 percent (232), and RLIN, 97 percent (243). Overall coverage for serials is higher than that for monographs. The *Union List of Serials* is not the predominant bibliographic source, and RLIN has a slight edge over OCLC. For serials, the combination of RLIN and ULS provides coverage for all titles held in the United States.

We have seen that the *Union List of Serials* covers less of our serial sample than does the *National Union Catalog* for monographs. Policies for inclusion explain much of the difference, since ULS by design omits both serial documents and newspapers. Both categories are represented in the *Handbook* sample. RLIN's serials lead over OCLC, even though slight, is a bit more surprising insofar as OCLC is the original resident database for the cooperative CONSER (initially "Conversion of Serials Project," now "Cooperative Online Serials Program") initiative.¹⁹

Finally, and by contrast with monographic cataloging, automated records for sample serials do not become more prevalent for the later *Handbook* volumes. The CONSER project's continuing efforts, in conjunction with the generally broader holdings of sample serials relative to those of monographs, may explain this steadier pattern. An added wrinkle is the early incorporation of the Library of Congress's automated serial records within the CONSER database, providing online bibliographic coverage for serials held only at LC.

The level of online bibliographic control for materials in our sample is gratifyingly high. As with the generally strong holdings discussed in the previous section, however, we must consider whether these encouraging results reflect cataloging achievements or our high-profile sample. Library applications for retrospective conversion grants routinely project potential additions to the online bibliographic databases on the basis of samples drawn from

their manual shelflists. When six collections prepared the first major cooperative Latin American RECON application, in 1986-87, their projections of new records ranged from ten percent at Stanford to fifty percent at the University of Florida. Actual results from this (ultimately eight-member) consortium included 50,827 new records out of 179,508 total conversions, or about 35%.²⁰ The total fell slightly below the original projection of 56,000 new entries, despite conversion of about 35,000 more records than initially expected. On the other hand, this thirty-five percent is substantially higher than the proportion of the *Handbook* sample that lacked online bibliographic records as of 1986. Only fifteen percent of our sample monographs, and five percent of the serials, received online bibliographic records after that date.²¹ Online bibliographic control for our high-profile sample became available much earlier than that for Latin Americanist resources in general.

We have to this point focused on the existence of bibliographic records for Latin Americanist materials. The searching process also highlighted other considerations relevant to bibliographic access. The simplicity of searching affects the ease with which materials can be found, and in some cases, the ability to locate titles at all. Most serial records lack holdings information, limiting their utility for those seeking a particular issue. Different bibliographic sources follow a variety of practices, more or less helpful to users, as they combine many libraries' catalog records for the same publication.

Manual searching in either the *National Union Catalog* (and its supplements) or the *Union List of Serials* (and *New Serials Titles*) is an awkward process based on separately consulting numerous oversized tomes. These sources generally provide only "main entry" access to publications, though each includes some cross references. There is essentially no fall-back if a citation is incorrect.

Online searching in both OCLC and RLIN, by contrast, allows ready access to all bibliographic files. OCLC's searching possibilities, while extremely limited when the project began, had become substantially more sophisticated by its end. RLIN has from the first supported keyword searching and other flexible approaches. These options enable users to locate materials with drastically incomplete citations and thereby increase the chances of searching success.

The *Union List of Serials* (and its successors) provide only limited holdings information. The most common entries for ongoing publications take the form of "1-," leaving users in the dark as to precise holdings and gaps. Holdings information on both OCLC and RLIN is not much better. The extended effort to establish and implement a MARC holdings format reflects both the problem and its eventual solution. In practical terms, scholars may need to await a new generation of online catalogs before holdings information becomes consistently available.²² Direct dial-up or telnet access to local library catalogs, while cumbersome, now affords the most reliable (albeit very incomplete) means to confirm serial holdings.

Manual bibliographic sources, whether *NUC* or *ULS*, provide one record per bibliographic entity and append holdings symbols for all reporting institutions. The online bibliographic utilities are less consistent in their approach. On one hand, single records effectively convey union catalog information. On the other, multiple records are better at accommodating different libraries' particular cataloging needs. OCLC has generally consolidated multiple records for both monographs and serials. RLIN has by and large

grouped its monographic catalog records into "clusters." But RLIN's serial records are not "clustered," and searching can be confusing: it is by no means unusual to find four or five records for the same serial.

The challenges are even greater when multiple records for the same publication coincide with like-sounding successive entries for changed titles, or for title words and phrases common to many separate serials. Current cataloging conventions mandate separate bibliographic records whenever a serial changes its title, rather than allowing indexable alternate titles and notes to describe these shifts. The resulting array of records, which is certainly costly for libraries to create, can also be confusing to users.

The 550-title sample includes 238 monographs and 230 serials with bibliographic records on both OCLC and RLIN. OCLC carries 268 records for the 238 monographs, or about 1.1 records per title. RLIN provides 299 records for the same 238 titles, or about 1.3 records per title. OCLC shows 279 records for 230 serials, or about 1.2 records per title. And RLIN offers 847 records for these 230 titles, a hefty 3.7 records per title. The effect of RLIN's multiple records for single titles is even greater than the raw figures might suggest insofar as far fewer libraries use RLIN than OCLC.

The OCLC database was long haunted by a reputation for uneven record quality, in turn associated with the range of cataloging copy provided by its large and diverse membership. Project searching on OCLC was not hampered by irregular cataloging. The records on RLIN were also good. (Insofar as manual monographic cataloging from the Library of Congress has provided the basis for automated records on both online utilities, record quality should be high. The CONSER project was created in order to provide high-quality serial records, and its files are available on RLIN and OCLC alike.)

In addition to assessing ownership, bibliographic control, and preservation for Latin Americanist materials, our project sought to gauge recent efforts in retrospective conversion. Several sets of data bear on this question. Listings of the creation dates for online bibliographic records on OCLC demonstrate the pace of retrospective conversion. OCLC holdings codes established specifically to support progress reports for grant-funded retrospective conversion projects suggest the impact of these endeavors. And our repetition of the holdings count for one *Handbook* volume reveals the effect of ongoing RECON.

The record structures in both OCLC and RLIN include fields for the date on which a particular bibliographic record was created. OCLC's "ENTRD" field indicates when the record for a title was first added to the database.²³ RLIN's "Add Date" ("AD") shows when a particular institution added its record to the database. Since RLIN's "Add Date" is institution-specific, one can only discover the earliest "Add Date" within a record cluster by separately inspecting every library's record. We therefore relied on OCLC to determine when particular bibliographic records became available online.

Figures 26 and 27 show the dates upon which OCLC records were created for both monographs and serials, first for the entire sample and then for Latin American imprints only. Serial records concentrate quite dramatically in 1975, reflecting the dual impact of the CONSER project and the Library of Congress's full implementation of automated bibliographic records for serials. The addition of new bibliographic records has tapered off

over time: the RECON flurry of the late 1980s and early 1990s finds only the slightest reflection in new titles cataloged on OCLC. (By then, of course, relatively few sample items were left to convert.)

New online records for monographs, while peaking in the 1970s, are more evenly distributed. The Library of Congress began to distribute MARC records in Spanish and Portuguese in 1975. English-language records had been available as early as 1969, explaining the scatter of early automated records. Here again, there were few monographic records left to convert by the late 1980s.

The curves for monographs published in Latin America and the monographic sample as a whole are almost identical. The lines for serials show greater variation, with the curve for Latin American imprints showing a lower peak in 1975 and correspondingly higher values in other years. The differences may reflect somewhat more leisurely attention to foreign-language serials in the CONSER project.

Another measure of RECON's impact can be derived from the holding reports for sample materials owned by one to ten institutions. A number of grant-funded RECON projects implemented through OCLC have, for reporting purposes, employed project-specific holdings codes as well as the contributing library's customary location code. These special codes, generally with the form "rq_" have been used for Latin Americanist RECON by Berkeley's Bancroft Library, Berkeley's General Library, Columbia, Indiana, Tulane, UCLA, the University of Illinois, the University of Texas, and Yale. One hundred five of the 711 holdings statements for monographs held at one to ten libraries, about fifteen percent of the total, were created during these RECON projects. The impact of RECON on serials is considerably weaker, with but 13 of 358 holdings—about 3.5 percent—created in these projects. (Serials conversion is frequently handled separately from monograph RECON projects.) All told, 118 of our 1,069 total holdings, about eleven percent, were created in grant-funded RECON projects that employed special holdings codes on OCLC. Other projects have found other ways to keep statistics: the impact of externally-funded RECON projects has been even greater than these partial figures would suggest.

A final and compelling set of evidence for the continuing impact of RECON derives from the unexpected opportunity to re-search the titles from the first volume we examined more than a year and a half after the initial effort. Holdings for each item from Volume 30 were tallied in both passes.²⁴ Since all sample titles held in the United States showed online bibliographic records the first time around, there was no room for altogether new records.

Between New Year's 1992 and the summer of 1993, holdings of these 1960s imprints increased in all of the following categories:

<u>Category</u>	<u># Titles</u>	<u>Average holdings</u>		<u>Percent increase</u>
		<u>1st search</u>	<u>2nd search</u>	
All Latin America	37	35	41	17.1%
Non-Latin America	12	92	105	14.1%
All monographs	34	37	44	18.9%
All serials	15	76	84	10.5%
L.Am. monographs	26	29	34	17.2%
L.Am. serials	11	51	56	9.8%
Non-L.Am. monogr.	8	65	76	16.9%
Non-L.Am. serials	4	145	163	12.4%
Initial holdings 11+	38	62	71	14.5%
All records	49	49	56	14.3%

While some of this growth might reflect new acquisitions, retrospective conversion is the principal cause. North America's library community is, through retrospective conversion, continuing to improve online access to Latin Americanist materials. Figures 5 and 6 show that sample monographs published in Latin America are held less widely than any other sample category as defined by format and place of publication. Holdings growth for Latin American monographs has been relatively high, suggesting a better-balanced array of Latin Americanist library resources.

Appendix I, a partial listing of grant-funded RECON and cataloging projects since 1980, shows that millions of dollars have been spent to improve our access to Latin Americanist resources. While the payoffs have been substantial, many major collections are still not represented online. The effort must continue.

V. PRESERVATION

North American libraries have successfully acquired the vast majority of our sample's high-profile titles. Acquisitions tended to strengthen between the mid-1930s and the mid-1960s. Virtually complete bibliographic control is available through a combination of manual and online sources. And online bibliographic control is becoming ever more comprehensive. All these affirmations suggest a solid foundation of holdings of and bibliographic access to Latin Americanist research resources. They also reflect a huge investment in support of Latin Americanist scholarship.

However, Latin American publications have been and continue to be published on notoriously poor paper. Hardcover bindings are rare, and production defects fairly common. A necessary additional question asks whether these Latin Americanist resources are being preserved. Will the materials that we have acquired and cataloged remain accessible to future generations?

Preservation patterns for monographs and serials differ significantly in terms of both microform coverage and the utilization of alternate approaches. Most of the following discussion will therefore be framed in terms of the original formats.

Of the 483 sample items published in Latin America, 125 (26 percent) are available on microfilm. By contrast, 23 (34 percent) of the 67 titles published outside the region have been filmed. Filming has particularly focused on serials: only 58 (19 percent) of the 302 sample monographs have been filmed, as opposed to 90 (36 percent) of the 248 serials. Serials are almost twice as likely as monographs to have been filmed.²⁵ Serials also predominate among sample items published outside of Latin America, helping explain the higher availability of microfilm for non-regional imprints.

Many Latin Americanist monographs have been reprinted without change.²⁶ While reprints and other identical editions can be as fragile as original publications, their existence may mitigate the preservation crisis. Similarly albeit less compellingly, works available in variant editions, in an author's collected works, or in translation might be considered less endangered than those available only in the original.

The sample's 483 Latin American imprints include 70 identical or reprint editions, or 14 percent of the total. The 67 items published outside the region include 10 identical or reprint editions, for a nearly equivalent 15 percent. The division by format is more dramatic: twenty-five percent of the sample monographs (76 of 302) are available in identical or reprint editions, but only two percent of the serials (4 of 248). Monographs are more likely to be available in identical editions than on microfilm, while microform reformatting plays the dominant role for serials. For the entire sample, 80 titles—15 percent of the total—are available in identical or reprint editions.

Thirty-three of our 302 monographs are available in variant editions. (This category encompasses items available in revised or expanded versions, in an author's collected works,

in translation, or in the original language for items cited in translation.) These 33 variant editions represent 11 percent of the monograph sample, and six percent of the overall total.

Some titles have been reproduced in more than one form, for instance in facsimile and also on film. An accurate representation of preservation needs must therefore focus on sample items available *only* in the original. For the entire sample, 322 items (59 percent) are thus available. Sixty percent of the items published in Latin America (290 of 483) are only available in their original form. Thirty-two of the 67 items published outside the region (48 percent) are thus available. Of the 302 sample monographs, 166 (55 percent) are only available in the original; so are 156 (63 percent) of the 248 sample serials. The following table considers preservation by combinations of place of publication and format:

**Titles Available Only in the Original by
Format and Place of Publication**

<u>Place of Publication</u>	<u>Monographs</u>			<u>Serials</u>		
	<u>A</u>	<u>B</u>	<u>C</u>	<u>D</u>	<u>E</u>	<u>F</u>
Latin America	155	274	57%	135	209	65%
Non-Latin America	11	28	39%	21	39	54%

- A: Monographs available only in the original
- B: Total monographic sample
- C: Percent of monographs available only in the original
- D: Serials available only in the original
- E: Total serial sample
- F: Percent of serials available only in the original

Latin American imprints are in greater jeopardy than materials from the rest of the world, and serials lag monographs in having been preserved.

Figure 28, which looks at preservation over time, plots the proportion of each *Handbook* sample that lacks alternate versions in either paper or microform. The higher the curve, the greater the need for preservation. This graph further details patterns for monographs and for serials. While the lines are fairly close, monographs are somewhat more likely than serials to be available in alternate forms. Preservation improved somewhat over the first half of our sample period. The trend then reverses: by Volume 30, the proportion of items available only in the original is almost the same as it was for Volume 2. Serial preservation declines somewhat through the sample volumes, while monographic preservation improves. The proportion of all materials available only in the original oscillates between about fifty and seventy percent.

Figure 29 assesses the monograph sample alone in terms of type of preservation and holdings levels, charting identical and variant editions as well as microform editions and titles available only in the original. Widely held materials are more likely to have been preserved (using our generous delineation of categories) than those with limited holdings. Identical editions consistently outweigh microform versions among preserved monographic materials. Nearly half of all monographs held at more than ten locations are available in either microform or identical print versions. The availability of microfilm increases dramatically as holdings become broader: none of the items unavailable in the United States has been filmed, while the total exceeds twenty percent for materials held at more than ten locations.

Figure 30 examines types of monographic preservation as a proportion of each *Handbook* volume's entire monograph sample.²⁷ Figure 31 offers a similar breakdown for monographs published within Latin America. The already observed interplay between titles available only in the original, titles available in identical editions, and microform editions remains apparent, albeit with sometimes sharp variations between volumes. The reasons for these spikes and chasms—for instance half of the monographs in Volume 10 are available in identical editions while almost half of the monographs in Volume 14 have been filmed—are not clear.

Figure 32 charts monographs available only in the original, for each volume and holdings level, as a proportion of the total monograph sample for each volume. These curves thus suggest absolute levels of monographs not preserved, by holdings level, within each *Handbook* volume. Monographs held at eleven to fifty locations become far more likely to be available only in original versions over time. Monographs held at one to ten institutions, by contrast, become somewhat less available only in the original in later *Handbook* volumes.

Since Figure 32 does not correct for the initial sample size for each holdings level within each volume, it obscures areas of proportionally strong or weak preservation. For instance, monographs held at more than fifty locations account for ten percent of the original *Handbook* samples from Volumes 14 and 17. Yet Figure 32 indicates that ten percent of the monographs available only in the original from Volume 14 are held at more than fifty locations, while none of the widely-held monographs from Volume 17 is thus available. For monographs held at more than fifty locations, preservation has been far more effective for materials from Volume 17 than for Volume 14. Similar analyses could be developed for all of Figure 32 by comparing its four lines to Figures 7 through 11. The following charts offer a second approach.

Figures 33 through 36, which continue to focus on monographs, examine more closely preservation trends for titles at different holdings levels. All four graphs provide a reference line ("A") indicating the proportion of each *Handbook* volume's monograph sample corresponding to the graph's holdings level. These lines are identical to those in Figure 14.

The two additional lines reflect the proportion of sample materials available only in the original, or that have not been preserved. The first line ("B") indicates titles available only in the original as a proportion of each *Handbook* volume's monograph sample at the stated holdings level. These lines are identical to those in Figure 32; they will always lie at or

beneath the reference line, with the gap between the two indicating progress in monographic preservation.

The second line ("C") shows monographs available only in the original, for the holding level applicable to the graph, as a proportion of all sample monographs available only in the original in the corresponding *Handbook* volume. This line thus establishes the cells (defined by *Handbook* volume and holdings level) for which monographic preservation is relatively strong or weak. When the line rises above the reference line, the number of titles available only in the original—and hence the need for preservation—is high. When it falls below, materials in the corresponding cell are more than usually likely to have been preserved.

Figure 34, for instance, indicates that more than 60 percent of all monographs that have not been preserved from *Handbook* Volume 17 are held at one to ten locations, even though only about 40 percent of Volume 17's monographic sample corresponds to this holdings level. Figure 35 shows that almost all the remaining non-preserved items from Volume 17 are held at eleven to fifty locations. Line "C" for Figure 34 reveals a cell for Volume 17 of weaker-than-average preservation. Figure 34's line "B" further indicates that, while items held at one to ten locations comprise about 40 percent of the sample from Volume 17, items held at this holdings level and available only in the original represent less than 30 percent of the sample. Figures 33 through 36 together detail areas of relatively strong and weak preservation in terms of each volume's monographic sample, in terms of all materials requiring preservation, and in terms of sample cells defined by holdings level and *Handbook* volumes. Nonetheless, the interplay of preservation strengths and weaknesses is both complex and suggestive of few underlying patterns.

Figure 37 reworks these data to show monographs available only in the original as a proportion of all monographic titles within each sample cell (defined by all the monographs at a particular holdings level within each *Handbook* volume). The wide fluctuations fail to reflect significant patterns or trends. (The points corresponding to items held at more than fifty locations, and to items not held in the United States, have not been connected due to the distorting effect of the often extremely small universes within each cell.)

Figures 32 through 37 have sought to discover any trends in monographic preservation that might be related to holdings levels. One might, for instance, have guessed that preservation would increasingly focus on little-held materials as the prospect of potentially irreversible losses became more clear. Alternatively, one might hypothesize that increasing preservation consciousness would result in priority attention to materials held very widely and perhaps in high demand.

The graphs suggest that preservation has improved slightly for monographs held at one to ten locations, while becoming somewhat less prevalent for items held at more than ten locations. Figure 30 reveals an erratic combination of microform and reprint versions of sample monographs, a combination that has had fairly significant impact in saving sample materials from the middle of our *Handbook* range.

Preservation microfilming and commercial reformatting (including reprint editions) particularly respond to physical condition and scholarly demand. Both features are likely to correlate with publication date: older materials will become brittle sooner than newer ones,

while scholarly significance is to some degree established over time.

These considerations may help explain the overall decline in monographic preservation since about *Handbook* Volume 14. They do not explain why levels of monographic preservation improved so markedly between Volumes 2 and 14. Neither do they explain such more specific patterns as the apparent improvement in preservation among items held at only one to ten libraries. In the latter case, one possibility is that the libraries holding such rather specialized materials include many of the country's most prominent Latin American collections. Local preservation, whether based on internal funds or grants, may have focused on these special collections. Further study would clarify this hypothesis.

Figure 38 shifts to serial preservation. This graph charts serials available only in the original, in identical editions, and in microform in terms of breadth of holdings: it thus parallels Figure 29 for monographs. Titles available only in the original drop sharply as holdings levels increase. Microform editions account for virtually all preserved materials, and a majority of the serials held at more than fifty locations are available on film.

Figures 39 and 40 have monographic counterparts in Figures 30 and 31. Figure 39 charts types of serial preservation as a proportion of each *Handbook* volume's entire serial sample. Despite occasional blips, the curves are relatively flat. The effect of the preservationist and commercial forces behind serials microfilming has remained fairly uniform over time.

Figure 40 echoes Figure 39, but focuses on preservation of serials published in Latin America relative to the Latin American serial sample. While the monograph sample includes only about nine percent of materials published outside of Latin America, the proportion for serials is about sixteen percent. Serials published outside of Latin America account for more than ten percent of the entire serial sample in seven *Handbook* volumes, and more than thirty percent in three. Here and in subsequent serial graphs, we therefore consider separately the entire serial sample and serials published within Latin America.

The most notable difference between Figures 39 and 40 is the generally greater gap between Latin American imprints available only in the original and on microfilm. Latin American imprints need preservation more than the serial sample as a whole. The greatest divergences between Figures 39 and 40 correspond to *Handbook* Volumes 10, 19, and 30. The reasons are not clear, since only in Volume 30 does more than thirty percent of the serials sample originate outside of the region.

Figures 41 and 42 chart serials available only in the original, and Latin American serials available only in the original, for each *Handbook* volume and holdings level, as a proportion of all serial titles from each *Handbook* volume. Figure 41 is analogous to Figure 32 for monographs; Figure 42 focuses on Latin American imprints only. The most significant trends include the increase in titles held at more than fifty institutions available only in the original, and the contrasting drop in titles held at one to ten locations available only in the original.

These graphs, like Figure 32 for monographs, indicate absolute preservation strengths and weaknesses. However, they make no allowance for the initial size of each volume's sample at a particular holdings level. The increase in widely-held serials needing preservation may in consequence only reflect the sample's increasing tilt toward serials held at more than fifty locations.

Figures 43 through 46, which echo Figures 33 through 36 for monographs, examine more closely preservation trends for titles at different holdings levels. All four graphs provide a reference line ("A") indicating the proportion of each *Handbook* volume's overall serial sample corresponding to the graph's holdings level. These lines are identical to those in Figure 16.

The two additional lines reflect the proportion of sample serials available only in the original, or that have not been preserved. The first line ("B") indicates titles available only in the original as a proportion of each *Handbook* volume's serial sample at the stated holdings level. These lines are identical to those in Figure 41; they will always lie at or beneath the reference line, with the gap between the two indicating progress in serials preservation.

The second line ("C") shows serials available only in the original, for the graph's holdings level, as a proportion of all serials available only in the original in the corresponding *Handbook* volume. This line thus establishes the cells (defined by *Handbook* volume and holdings level) for which serial preservation is relatively strong or weak. When the line rises above the reference line, the number of titles available only in the original—and hence the need for preservation—is high. When it falls below, materials in the corresponding cells are more than usually likely to have been preserved. These graphs consistently reflect the relatively strong preservation status of serials held at more than fifty locations.

The patterns of line "C" through the four serials graphs suggest changing areas of emphasis for serials preservation. Figure 44 reveals gradual improvement in the preservation of serials held at one to ten locations. Figure 45 indicates a less regular pattern for serials held at eleven to fifty institutions, with slight weakening over time. And figure 46 suggests strong though gradually softening preservation for serials held by more than fifty libraries.

Figures 47 through 50 compare serials published in Latin America and held only in the original, by holdings level, with all Latin American serials at the same holdings level, within each *Handbook* volume. The graphs thus provide a Latin American counterpoint to Figures 43-46, based on a Latin America-specific reference line and the first of the two comparison lines (again for Latin America alone) described for the earlier charts. (These lines are also found in Figures 17 and 42.) The gap between the lines indicates categories, defined by *Handbook* volume and holdings levels, in which serials published within Latin America have been preserved. These figures indicate fairly strong preservation for Latin American serials held at more than fifty locations.

Figures 51 and 52, finally, represent serials available only in the original as a proportion of all serial titles in each sample cell, as defined by all serials from each *Handbook* volume that correspond to a particular holdings level. Like Figure 37 for monographs, these graphs shift the frame of reference from samples based on *Handbook* volumes to samples based on cells defined by serials within a given volume at a particular holdings level. Thus, while Figure 49 indicates that 17 percent of the Latin American serials in Volume 20 are both

available only in the original and held at eleven to fifty libraries, Figure 52 reveals that 75 percent of the Latin American serials from Volume 20 that are held at eleven to fifty locations are available only in the original. Figure 51 represents all serial titles, and Figure 52 those from Latin America only.

Once again, the graphs for Latin American serials and for the serial sample as a whole are largely similar. Over time, preservation weakens among serials held at more than fifty locations and at eleven to fifty libraries, and shows little overall change for materials held at one to ten institutions. The explanations, as elusive as those for changes in monographic preservation, are further complicated by the likelihood that the serial sample from any *Handbook* volume will combine both venerable titles and newcomers. Old, widely held titles might be expected to attract particular preservation attention. Were this the case, graphs for serial preservation over time would be flatter than those for monographs, and titles held at more than fifty locations would tend to show high levels of preservation. There is some evidence for both these trends. A title-by-title analysis of serials, including starting dates and places of publication, might enable additional insights.

Most of the graphs tracing preservation over time show at-best subtle trends that are overpowered by volume-to-volume fluctuations. The substantial short-term changes make the graphs difficult to interpret, and also suggest that values for volumes not included in the sample might fall well away from any trend line. Our results thus support few immediate conclusions concerning change over time. Studies based on different samples from Latin America, or from other parts of the world, might prove less inscrutable.

Our analysis of preservation reveals substantial overall need. Only 19 percent of all sample monographs, and 36 percent of the serials, have been preserved on microfilm. A more generous notion of preservation gives a slightly less depressing picture, since 25 percent of sample monographs (and two percent of the serials) are available in identical or reprint editions. The proportion of items available only in the original, or not preserved, ranges from 65 percent of the serials published in Latin America to 39 percent of the monographs published outside the region. The need for preservation is immense, particularly for materials from Latin America itself. Protecting our already huge investment in Latin American resources itself requires a major commitment of funds, as well as recognition that some materials may be lost. Digital preservation, while promising for its versatility and flexibility, will be about as expensive as microfilm. Mass deacidification is a far cheaper process that may buy us time by stabilizing acidic materials. Mass deacidification can also minimize selection costs (which are routinely omitted from preservation calculations). It should be added to our preservation repertory.

VI. CONCLUSIONS AND RECOMMENDATIONS

The preceding discussion has assessed holdings, bibliographic control, and preservation for a sample of high-profile Latin Americanist research materials listed in the *Handbook of Latin American Studies* between the mid-1930s and the mid-1960s. The survey is limited to data from North America, though a very few European repositories are also represented on the bibliographic utilities. In addition to providing a snapshot of the status quo, these data enable us to analyze changes through time. Fairly clear trends can be discerned for both ownership and bibliographic control. There are fewer clear-cut patterns for preservation.

Our conclusions can in the first instance be framed in terms of our initial concerns:

1. How fully have North American libraries collected research materials from Latin America? Who holds these publications? What is the substantive basis for claims of a distributed and potentially definitive collection of Latin Americanist resources in this country?

Latin Americanist research resources, as represented in the *Handbook* sample, are with few exceptions available within the United States. Only twenty items from our 550-title sample, less than four percent of the total, are not held in this country. Holdings have tended to become broader over time: about 44 percent of the sample items from *Handbook* Volume 2 are held at more than ten locations, while 78 percent of items from Volume 30 are thus available. However, publications from the region itself are less widely available than those concerning the region but published in other parts of the world. The only titles not held in the United States are Latin American imprints. Serials tend to be more broadly held than monographs, reflecting a combination of collecting practices and sample bias.

The sample, which was drawn from the field's premier bibliographic source, by and large predates the explosion of area studies interest of the late 1950s and 1960s. Complementary data indicate far less comprehensive acquisitions for less prominent materials. More broadly gauged surveys are needed to evaluate the full range of Latin Americanist research resources.

Only the Library of Congress owns more than half of the sample's sparsely held titles. The University of Texas follows, with forty-two percent. The top three holding institutions lack twenty percent of all sparsely held monographs, and the top four holding libraries lack sixteen percent of the serials. Latin Americanist materials appear to be fairly widely scattered among North American libraries. Strategies for preservation and access must encompass a broad cross-section of collections. Continued efforts at retrospective conversion and cataloging will provide a fuller picture of the country's actual Latin Americanist strengths.

2. To what degree have we achieved online bibliographic control for Latin Americanist materials? Are there patterns of strength and weakness? What still needs to be done?

Virtually all the sample items are under bibliographic control, and online bibliographic

records are almost equally ubiquitous. Ninety-four percent of all sample monographs held in the United States show up on OCLC, and 83 percent on RLIN. Ninety-five percent of the serials held within the United States are represented on OCLC, and 97 percent on RLIN. Almost all sample items published after 1948 carry automated records on at least one bibliographic utility. Online control for serials is particularly strong, probably reflecting the cooperative CONSER initiative.

Continuing efforts to convert card catalogs to online files are significantly increasing access to Latin Americanist materials. Average holdings of materials from *Handbook Volume 30* grew by some fifteen percent over the 18-month course of this study. For older imprints, retrospective conversion (and, as necessary, original cataloging projects) comprise the most valuable approach to broadening our collective access. Straitened library budgets make continued external support essential.

3. To what degree are our Latin Americanist resources at risk due to preservation needs? What needs to be done?

Most of the materials in our sample have not been preserved. Only 19 percent of all sample monographs have been microfilmed, and 36 percent of the serials. Latin American publications, with their highly acidic paper and often outmoded production processes, are generally at risk. Small print runs compound the problem. Yet Latin American imprints have fared worse than the sample as a whole: only 26 percent of our Latin American titles have been filmed, versus 34 percent of the items published outside the region.

A longstanding penchant for multiple versions of high-profile monographs—25 percent of the sample is available in identical editions—somewhat mitigates the situation. Reprinting endangered materials on poor paper certainly falls short of a definitive solution. Nonetheless, these reprints both reduce the need to preserve some Latin Americanist originals and limit the universe for which preservation is an urgent issue. All told, sixty percent of the Latin American sample is available only in the original, versus 48 percent of materials published outside the region. A more detailed breakdown reveals that 57 percent of Latin American monographs are only available in the original along with 65 percent of Latin American serials, 39 percent of the monographs published outside of Latin America, and 54 percent of the serials from outside the region.

Preservation, by our perhaps unorthodox definition of materials not solely available in their original version, correlates with breadth of holdings for both monographs and serials. Reprint editions play only a minor role in serials preservation, and there the correlation between breadth of holdings and microform versions is particularly strong. Titles represented in identical editions account for a significant share of our monographic sample. Additional study with a more diverse pool of materials would better document the overall impact of multiple and alternate print editions among all Latin American publications.

While further study would illuminate preservation needs for categories of materials not adequately represented in the sample, our results are more than sufficient to demonstrate a very substantial problem. Latin American imprints are in particular jeopardy, due both to initial fragility and to the region's generally incipient preservation capacities and parlous preservation resources. Successful preservation requires continued and preferably expanded

external support. Such preservation will protect our huge investment in acquiring and cataloging Latin Americanist resources. More important, it will guarantee the foundation for continued scholarship.

The study supports the following recommendations:

1. Holdings of sample titles tend to be broad, and bibliographic control almost ubiquitous. Further study should therefore focus on more specialized materials for which holdings, access, and preservation may prove more problematic. Such studies might be most fruitfully cast in terms of specific disciplines or countries.

2. Retrospective conversion and catch-up original cataloging are the most fruitful approaches to broadening our collective access to older materials. External support must remain available.

3. Our online bibliographic utilities do not fully support users' probable searching needs. On one hand, both OCLC and RLIN now provide fairly sophisticated searching possibilities. On the other, neither utility provides adequate holdings information for serials. Cataloging rules requiring "successive entries" for changing serial titles may likewise unnecessarily complicate both bibliographic control and searching. RLIN, largely due to its "clustering" procedures and particularly in its serials file, carries a disproportionate number of records for each individual title. The uses—and users!—of our online catalogs could be better served.

4. Preservation reformatting has definitively rescued only a small proportion of Latin Americanist publications. Latin American imprints are particularly at risk. Only outside funds can sustain the prolonged and concerted effort that we need; however,

5. Latin Americanist preservation has almost exclusively involved such analog formats as reprints and microfilm. Electronic preservation offers an approach particularly suited to long-distance information exchange. For retrospective materials, many in the public domain, digital reformatting merits well-designed trial projects to assess both the problems and the possibilities.

Mass deacidification, on the other hand, enables libraries to stabilize acidic materials at relatively low cost. Preservation via reformatting is necessarily labor-intensive and expensive. One consequence is that only a fraction of endangered materials can be saved. Judicious use of mass deacidification could both allow us to save more materials and buy us time as other technologies mature. Since Latin American publications continue to rely heavily on acidic paper, mass deacidification programs appear particularly important in sustaining the field's scholarly resource base.

6. This study has deliberately focused on Latin Americanist resources in the United States. Essential holdings are also available in the region itself. As more and more Latin American repositories automate their catalogs and become accessible through the Internet (or sometimes via diskettes or CD-ROM databases), and as Latin American students and scholars are able to "connect" to North American bibliographic utilities and library catalogs, the concept of an *international* distributed collection is beginning to emerge. While physical access to the

documents represented in all these bibliographic databases remains problematic, effective solutions seem but a matter of time.

Library resources are increasingly visible across national boundaries. The Latin Americanist scholarly community more and more encompasses researchers from the region as well as from other parts of the world, and there is increasing two-way movement between North and South. The Latin American Studies Association has particularly supported this developing exchange. Emerging library capabilities, in conjunction with new academic realities, require a very broad focus as we seek to improve Latin Americanist research capabilities.

A world of seamlessly dispersed research collections and interconnected scholars has captured much of our collective imagination. Nonetheless, we must remain attentive to persistent and more pedestrian realities. In this time of transition, some scholars are "connected" and others not, not necessarily by their own choice. Different segments of research resources are variously available in electronic format, described in online bibliographic databases but only available in hard copy, and both described and available only locally, in hard copy formats.

The nature of our sample has prompted encouraging results: our high-profile monographs and serials are fairly broadly available and are well-represented through online bibliographic control. But we must remain conscious of the users and materials that will be overlooked if we too enthusiastically focus on perhaps unrepresentative areas of collecting success. Our baseline study substantiates an understanding of a segment of research resources heretofore known only impressionistically. But this review represents no more than a first step in fully exploring the research resources necessary for Latin American Studies.

ENDNOTES

1. I am indebted to the Association of Research Libraries, to the subset of its members (plus the Research Libraries Group) that specifically sponsored this project, and particularly to the Harvard College Library for their support.
2. "North America" is for this report's purposes defined as the United States and Canada. "Latin America" encompasses the entire area from Mexico south, including the Caribbean. We have generally shortened the term "United States and Canada" to "United States," and use "Latin America" instead of the more precise "Latin America and the Caribbean."
3. Footnote 4 to the "Methodological Note" provides an extended discussion of categories for collections and holdings.
4. See Mark L. Grover, "Cooperative Cataloging of Latin-American Books: The Unfulfilled Promise," *LRTS* vol. 35, no. 4 (Oct., 1991), p. 406-415.
5. Mary Noonan, "Book Preservation and Conservation in the Latin American Collection," in *Caribbean Collections: Recession Management Strategies for Libraries. Papers of the Thirty-Second Annual Meeting of the Seminar on the Acquisition of Latin American Library Materials, Held Jointly with the Eighteenth Conference of the Association of Caribbean University, Research, and Institutional Libraries, James L. Knight International Conference Center, Miami, Florida, May 10-15, 1987* (Madison, WI: SALALM Secretariat, 1988), p. 143-156. Also Mark L. Grover, "Paper and Binding Quality of Latin American Books," *Abbey Newsletter*, vol. 12, no. 5 (July, 1988), p. 90.
6. See Dan C. Hazen, "The *Handbook of Latin American Studies* at (Volume) Fifty: Area Studies Bibliography in a Context of Change," *Revista Interamericana de Bibliografía* 41-2 (1991), p. 195-202, for additional information on the *Handbook* and its uses.
7. See Arthur E. Gropp, comp., *A Bibliography of Latin American Bibliographies* (Metuchen, NJ: Scarecrow Press, 1968) and his *A Bibliography of Latin American Bibliographies Published in Periodicals* (Metuchen, NJ: Scarecrow Press, 1976), plus subsequent annual and quinquennial supplements compiled under the auspices of the Seminar on the Acquisition of Latin American Library Materials (SALALM).
8. The *Handbook* began to list all the periodicals it cited around Volume 22; previously an "Abbreviations" section reported most though not all serials. The "Abbreviations" section for Volume 6 includes 416 titles, 291 from Latin America and 125 from outside the region. The total remained virtually the same—411—in Volume 14, dropped to 332 in Volume 17, rebounded to 469 in Volume 20, and built further to 521 titles by Volume 22. Volume 30, for "Humanities" titles only, included citations from 356 periodicals. This growth suggests stronger *Handbook* coverage over time, but perhaps even more the growth of Latin American and Latin Americanist publishing.

9. The analysis does not combine multiple citations to the same serial, but rather treats each occurrence separately. Our observations and conclusions are based on every listing in the sample.

10. See Dan C. Hazen, *Bibliography and Peruvian Union List of Serial Publications from Southern Peru, 1880-1950: Departments of Arequipa, Cuzco, and Puno / Bibliografía y catálogo peruano unificado de publicaciones periódicas surperuanas, 1880-1950: Departamentos de Arequipa, Cuzco y Puno* (Berkeley, CA: Center for Latin American Studies, University of California, Berkeley, 1988). Fewer than half of these titles are available outside the region of origin, even in Peru. The ARL Foreign Acquisitions Project's *Report on Mexico*, prepared by the SALALM Task Force on the ARL Project and dated May 1993, treats acquisitions from northern Mexico on page 8 and in Appendix B. An additional Task Force tally, for a sample of Mexican imprints drawn from the *Handbook of Latin American Studies*, found that only five percent of all titles had not been acquired in the United States. The figure is uncannily close to the four percent of materials in our retrospective sample not held in the United States. The contrast between holdings for this recent *Handbook* sample and more specialized contemporary lists is suggestive for retrospective materials as well.

In figure 7a and various following figures, values for more than one line may share the same point. (In Figure 7a, the lines for "Monographs Held at More Than 51 Locations" and for "Monographs Held at 1-10 Locations" share values of 18% at Volume 30). In order for all lines to display on the graphs, we have input consecutive numbers into our graphics program (in this case "18" and "19"). Otherwise the points would overlay one another, giving the impression that some values were simply missing.

11. The tables upon which subsequent graphs are based have been omitted in the interests of space and intelligibility. The raw data are available upon request.

12. See for example the annotations transcribed in note 3 to the "Methodological Note."

13. Many titles carry duplicate holdings reports in different bibliographic sources. For instance, the same library may have reported a monograph in the *NUC*, created an automated record in OCLC, and had that record tape-loaded into RLIN. Our tallies have eliminated such duplication. We have also consolidated holdings reports for separate libraries within geographically-focused systems. Thus, for example, holdings at the Bancroft Library, Berkeley's General Library (now "The Library"), and Berkeley's Law Library have been combined. But holdings at Harvard's Dumbarton Oaks Library (in Washington, D.C.) have been tallied separately from those at the University's Cambridge campus. In the very few cases where separate libraries from a single institution report the same title, only one has been counted.

The *National Union Catalog's Register[s] of Additional Locations* were not consulted as holdings were counted. Some library collections and sample titles have almost certainly been shortchanged as a result.

14. The chart continues as follows for libraries with lower reported holdings:

<u>Monograph holdings</u>		<u>Institution</u>
<u>Number</u>	<u>Percent</u>	
9	7%	University of Chicago
9	7%	Vanderbilt University
8	6%	Kansas University
8	6%	Southern Illinois University
8	6%	SUNY - Buffalo
7	5%	Arizona State University
7	5%	Michigan State University
7	5%	Pennsylvania State University
7	5%	University of New Mexico
6	5%	Southern Methodist University
6	5%	University of Arizona
5	4%	Getty Center
5	4%	Univ. of Southern California
5	4%	University of Washington
4	3%	Dartmouth College
4	3%	Louisiana State University
4	3%	Texas Tech University
4	3%	Univ. of Cal., Santa Barbara
4	3%	University of Minnesota
4	3%	University of Pittsburgh
4	3%	Univ. of Wisconsin (Madison)
3	2%	Cal. State U. - Fullerton
3	2%	Claremont College
3	2%	Museum of Fine Arts, Boston
3	2%	New Mexico State University
3	2%	Queens College
3	2%	Syracuse University
3	2%	University of Iowa
3	2%	University of Pennsylvania
3	2%	University of Virginia
3	2%	Univ. of Wisconsin (Milwaukee)
2	2%	Amherst College
2	2%	Boston Public Library
2	2%	Cal. State Univ., Los Angeles
2	2%	Cal. State Univ., Northridge
2	2%	Cal. State Univ., Sacramento
2	2%	Department of State
2	2%	Detroit Institute of Arts
2	2%	Kent State University
2	2%	Loyola University (Chicago)
2	2%	National Library of Medicine
2	2%	New York University
2	2%	Northwestern University

2	2%	Ohio State University
2	2%	Ohio University
2	2%	St. John's University
2	2%	Santa Clara University
2	2%	Smithsonian Institution
2	2%	Trinity University
2	2%	Univ. of British Columbia
2	2%	Univ. of California, Davis
2	2%	Univ. of Mass. (Amherst)
2	2%	Univ. of Nebraska (Lincoln)
2	2%	Univ. of South Carolina
2	2%	Wayne State University

65 institutions with one title each

15. Holdings cannot be neatly divided into fifths due to the irregular percentages of total holdings actually accounted for by different clusters of the reporting institutions. An approximate division into fifths nonetheless facilitates comparisons between the distribution of sample holdings and the so-called "80/20 law," by which the bottom eighty percent of the institutions should account for approximately twenty percent of the holdings.

16. The chart continues as follows for libraries with lower reported holdings:

<u>Serial holdings</u>		<u>Institution</u>
<u>Number</u>	<u>Percent</u>	
8	14%	Columbus Memorial Library
8	14%	Univ. of Illinois, Urbana
7	12%	Columbia University
7	12%	University of Michigan
6	10%	National Agricultural Library
6	10%	University of Pittsburgh
5	9%	Stanford University
5	9%	Yale University
4	7%	Center for Research Libraries
4	7%	Department of State
4	7%	Northwestern University
4	7%	University of Minnesota
4	7%	Univ. of Wisconsin (Madison)
3	5%	Emory University
3	5%	Indiana University
3	5%	Michigan State University
3	5%	New York State Library
3	5%	University of Georgia
3	5%	University of Kansas
3	5%	Washington Univ. (St. Louis)
2	3%	Am. Geographical Society

2	3%	Am. Museum of Natural History
2	3%	Arizona State University
2	3%	Art Institute of Chicago
2	3%	Brown University
2	3%	Catholic University
2	3%	Cleveland Public Library
2	3%	Indiana State Library
2	3%	New York University
2	3%	Occidental College
2	3%	Princeton University
2	3%	Smithsonian Institution
2	3%	Syracuse University
2	3%	University of Alberta
2	3%	University of Arizona
2	3%	Univ. of California, Davis
2	3%	University of New Mexico
2	3%	University of Pennsylvania
2	3%	University of Washington

59 institutions with one title each

17. The chart continues as follows for libraries with lower reported holdings:

<u>Total holdings</u>		<u>Institution</u>
<u>Number</u>	<u>Percent</u>	
23	12%	University of Illinois, Urbana
22	12%	Columbia University
22	12%	Cornell University
21	11%	Columbus Memorial Library
19	19%	Stanford University
18	10%	University of Michigan
13	7%	Indiana University
12	6%	Duke University
12	6%	U. of N. Carolina (Chapel Hill)
11	6%	SUNY - Stony Brook
11	6%	University of Kansas
10	5%	Michigan State University
10	5%	University of Miami
10	5%	University of Pittsburgh
10	5%	Vanderbilt University
9	5%	Arizona State University
9	5%	Southern Illinois University
9	5%	SUNY - Buffalo
9	5%	University of Chicago
9	5%	University of New Mexico
8	4%	Pennsylvania State University

8	4%	University of Arizona
8	4%	University of Minnesota
8	4%	Univ. of Wisconsin (Madison)
7	4%	University of Washington
6	3%	Department of State
6	3%	Getty Center
6	3%	National Agricultural Library
6	3%	Northwestern University
6	3%	Southern Methodist University
6	3%	Univ. of Southern California
5	3%	Center for Research Libraries
5	3%	Louisiana State University
5	3%	Syracuse University
5	3%	Univ. of California, Santa Barbara
5	3%	University of Pennsylvania
4	2%	Dartmouth College
4	2%	Museum of Fine Arts, Boston
4	2%	New York University
4	2%	Smithsonian Institution
4	2%	Texas Tech
4	2%	Univ. of California, Davis
4	2%	University of Georgia
4	2%	Washington Univ. (St. Louis)
3	2%	Amherst College
3	2%	Art Institute of Chicago
3	2%	Boston Public Library
3	2%	Brown University
3	2%	Cal. State Univ. - Fullerton
3	2%	Claremont College
3	2%	Emory University
3	2%	University of Iowa
3	2%	New Mexico State University
3	2%	New York State Library
3	2%	Princeton University
3	2%	Queens College
3	2%	Trinity University
3	2%	University of Alberta
3	2%	Univ. of Mass. (Amherst)
3	2%	University of Virginia
3	2%	Univ. of Wisconsin (Milwaukee)
3	2%	Wayne State University

27 institutions with two titles each

88 institutions with one title each

18. Sixteen monographs are only represented in the *National Union Catalog*. Figure 20 shows that monographs with records only in the NUC comprise more than ten percent of the monograph sample for *Handbook* Volumes 2, 6, and 10. The Library of Congress, in two cases joined by the un-automated Columbus Memorial Library, is the only holding institution for seven of these ten items from Volumes 2, 6, and 10. LC's manual cataloging has been automated in the "PREMARC" database, but the records are only available in-house. The quirks of ownership and automated cataloging, as they apply to these early sample items, help account for the otherwise mysteriously greater availability of online records for more recent publications.

19. These results were sufficiently unsettling that all eleven serials not initially found on OCLC were searched again at the project's close. The results were the same.

20. See the 1 February, 1993 Final Report on Project RC-21593-88, "Retrospective Conversion of Latin American Library Materials," submitted by Stanford University Libraries to the National Endowment for the Humanities. An essentially identical report, dated 2 November, 1992, was submitted to the Department of Education. (The DOE funds correspond to the rubric HEA Title II-C Project RO91 A0074.) The original grant application includes additional information.

21. See pages 26-27 for additional discussion.

22. The "RLIN Record Task Force Survey on 'Institutional Perspectives on RLIN'," released in November of 1993, shows strong member interest (70 percent in favor, the highest support for any suggested enhancement) in adding volume-level holdings information to RLIN records. More than half of RLG's "General Members" both seek volume holdings information and would be willing to provide it. On the other hand, only 39 percent of the membership feels that issue-specific information would be useful. The results augur well for improvement, but do not portend a complete solution.

23. The "ENTRD" field date, supplied automatically, indicates the date upon which the first record for a particular serial title was added to the database. For monographs, MARC catalog records from the Library of Congress will replace records previously provided by other libraries. The "ENTRD" date for the LC record will then prevail. (See OCLC's *Online Systems: Book Format* (2nd ed.) (Dublin, OH: OCLC Online Computer Library Center, Inc., 1984), p. FF:20.) It is impossible to gauge whether this practice has distorted our results.

24. The comparative tally of holdings is based on forty-nine of the fifty sample items from Volume 30.

25. Project searching focused on serial issues, not specific articles. While some articles may have been reprinted, we made no effort to track them down.

26. Latin American publishers often label as a new "edition" what North Americans would call a new "printing."

27. The sums can exceed 100 percent when a single title has been preserved in more than one way, for instance in a reprint edition and also on microfilm.

APPENDIX I. RETROSPECTIVE CONVERSION AND CATALOGING PROJECTS FOR LATIN AMERICANIST MATERIALS OR IN COLLECTIONS WITH STRONG LATIN AMERICANIST HOLDINGS, 1980-1992.*

A. Projects funded by the Department of Education and/or the National Endowment for the Humanities and specifically focused on Latin Americanist materials.

Harvard University, from NEH, 1983: \$70,857. "To support the completion of the cataloging of the Pre-Columbian Library at Dumbarton Oaks."

Stanford University, from NEH, 1988: \$200,000. "To support the conversion of six major research libraries' bibliographic records for Latin American studies materials to machine-readable format."

Stanford University, from Title II-C, 1988: \$400,121. "In cooperation with the University of California, Berkeley, University of Florida, University of Texas, and Yale University, Stanford will create machine-readable bibliographic records for Latin American library materials now represented only in each institution's local card catalog."

Stanford University, from Title II-C, 1989: \$258,482. "In cooperation with the University of Texas, University of California, Berkeley, Indiana University, and the University of Florida to convert the card catalog records for Latin American materials."

Stanford University, from NEH, 1990: \$190,000. "To support the conversion of eight university research libraries' bibliographic records for Latin American studies materials to machine-readable format for entry into national online data bases."

Stanford University, from Title II-C, 1990: \$658,067. "Stanford, together with the University of California at Berkeley, University of Florida, Hoover Institution, Indiana University, University of Texas, University of Wisconsin, and Yale University, will complete the conversion of manual bibliographic records in the area of Latin American Studies to machine-readable form."

University of Arizona, from Title II-C, 1990: \$70,803. "Arizona will create original cataloging records for more than 1,000 titles, enhance 2,120 existing records, and convert cataloged titles to machine-readable MARC records, thus improving access to the Latin American and Hispanic cartographic materials in the Map Collection."

University of Connecticut, from Title II-C, 1983: \$68,372. "To catalog and place into the OCLC database and the *National Union Catalog* a collection of Puerto Rican research materials."

University of Connecticut, from Title II-C, 1984: \$82,173. "To continue creating bibliographic records for the extensive and important collection of Puerto Rican research materials."

University of Illinois, from Title II-C, 1990: \$329,512. "Illinois will create machine-readable bibliographic records for library materials on Latin America for selected areas represented in

each participant's local card catalog. This is a joint project with Columbia University, Duke University, and the University of New Mexico."

University of Illinois, from Title II-C, 1991: \$337,155. "The University of Illinois, along with Cornell, Duke, Indiana, and Yale universities, will create machine-readable bibliographic records for library materials on Latin America for selected areas represented in each institution's local card catalog. By contributing these records to OCLC and RLIN, a comprehensive national database of major Latin American holdings will be created."

University of Kansas, from Title II-C, 1982: \$148,500. "To catalog 6,000 valuable Central American titles, preserve fragile items within the collection, and enter cataloged items onto the OCLC data base." [also listed under "Preservation"]

University of Kansas, from Title II-C, 1983: \$144,313. "To continue the cataloging of the William J. Griffith Collection of Central American materials, making them accessible through the OCLC database and preserving fragile items within the collection." [also listed under "Preservation"]

University of New Mexico, from Title II-C, 1988: \$64,000. "To catalog, preserve, strengthen, and make available materials pertaining to the history and culture of the Mexican state of Oaxaca." [also listed under "Preservation"]

University of New Mexico, from Title II-C, 1989: \$77,812. "To catalog, preserve, strengthen, and make available a unique and valuable collection of small press publications from Brazil." [also listed under "Preservation"]

University of Pittsburgh, from Title II-C, 1985: \$58,680. "To provide full bibliographic access to a unique and valuable collection of pamphlets and monographs on Bolivia held at the university by preserving, cataloging, entering the records into the OCLC database, and preparing a COM catalog for the collection. Copies of the microfilm will be available for purchase at cost." [also listed under "Preservation"]

University of Southern California, from Title II-C, 1988: \$146,288. "To catalog its collection of Central American materials and to make it available through OCLC and RLIN."

University of Texas, Austin, from Title II-C, 1983: \$180,998. "To catalog and enter into OCLC 10,000 Latin American titles of the Nettie Lee Benson Collection."

University of Texas, Austin, from Title II-C, 1984: \$184,944. "To catalog 12,000 previously uncataloged titles from the Nettie Lee Benson Latin American Collection on the OCLC database. Authority records will be submitted to the Name Authority Cooperative (NACO) Project."

University of Texas, Austin, from Title II-C, 1985: \$119,671. "To maintain and strengthen the Nettie Lee Benson Latin American Collection, to make its holdings widely known and available to other libraries and scholars and to improve the bibliographic knowledge of the body of research material available in the area of Latin America. The focus of this project is on serial publications of state-owned corporations in Latin America, with emphasis on

materials relating to energy. Authority records will be submitted to NACO. Catalog records will be entered into OCLC."

Yale University, from Title II-C, 1981: \$228,000. "To support the organization, preservation, and automated cataloging of the manuscript and Latin American collections." [also entered under "Preservation"]

Yale University, from Title II-C, 1989: \$385,045. "In cooperation with Columbia University and the Hoover Institution, machine-readable records will be created for Latin Americanist library materials."

B. Projects focused on major general research collections that should include substantial Latin Americanist components.

American Antiquarian Society, from NEH, 1981: \$165,000. "Supports translation into machine-readable (MARC) format bibliographic information on AAS's collection of books, pamphlets, and broadsides printed between 1640 and 1800 in the U.S., Canada, and British West Indies."

American Antiquarian Society, from NEH, 1983: \$316,745. "To support the completion of cataloging for the Society's collection of 25,000 works printed in the United States, Canada, and the British West Indies, 1640-1800."

Association of Research Libraries, from NEH, 1986: \$790,000. "To support the production of machine-readable catalogue records for the monographic reports in the *National Register of Microform Masters* Master File."

Association of Research Libraries, from NEH, 1992: \$665,222. "To support the retrospective conversion of monographic records in the *National Register of Microform Masters*. When this project is completed, libraries and scholars will have access to approximately 474,000 records."

Brown University, from Title II-C, 1982: \$168,626. "To continue the cataloging of rare books from the John Carter Brown Collection and the cataloging and preservation of the John Hay Sheet Music Collection."

Center for Research Libraries, from Title II-C, 1984: \$114,278. "To convert the catalog records for approximately 5,000 serials and foreign newspapers in microform to machine-readable form using the OCLC catalog system."

Center for Research Libraries, from Pew Memorial Trust, announced 1987: \$250,000. Retrospective conversion for 60,000 manual cards.

Center for Research Libraries, from Title II-C, 1989: "To convert 65,000 monographic records in its catalog to MARC format. Records will be available in OCLC and RLIN."

Center for Research Libraries, from Title II-C, 1990: \$241,270. "CRL will convert to machine-readable form 106,000 catalog records of research materials (monographs and serial titles) rarely held in North American libraries."

Center for Research Libraries, from Title II-C, 1990: \$19,668. "CRL will complete a retrospective conversion project begun in FY 1989 that will add 70,000 records of its monographic holdings to OCLC and RLIN."

Center for Research Libraries, from NEH, announced 1991: \$95,080: retrospective conversion.

Cornell University, from NEH, 1984: \$164,482. "To support the addition of holdings information on 24,000 non-current humanities serials to the RLIN as well as cataloguing copy to CONSER, the national serials data base."

Harvard University, from Title II-C, 1991: \$106,888. "Manual card catalog records of monograph titles of the Andover-Harvard Theological Library will be converted to machine-readable form and, where necessary, enhanced and upgraded to current standards. Records will be contributed to RLIN and OCLC."

Missouri Botanical Garden, from Title II-C, 1986: \$240,044. "To enable the libraries of the Missouri Botanical Garden and the New York Botanical Garden to enter into the OCLC database full bibliographic records and/or locations for more than 80,000 titles, especially primary botanical research literature, including rare books, monographs, and serials."

Missouri Botanical Garden Library, from Title II-C, 1987: \$250,000. "To continue the FY 1986 project to enable the libraries of the Missouri Botanical Garden and the New York Botanical Garden to enter into the OCLC database full bibliographic records and/or locations for more than 80,000 titles, especially primary botanical research literature, including rare books, monographs, and serials."

Missouri Botanical Garden Library, from Title II-C, 1988: \$253,320. "To continue the FY 1986 and FY 1987 projects to enable the libraries of the Missouri Botanical Garden and the New York Botanical Garden to enter into the OCLC database full bibliographic records and/or locations for more than 80,000 titles, especially primary botanical research literature, including rare books, monographs, and serials."

New York Botanical Garden, from Title II-C, 1982: \$225,042. "To enable the libraries of the New York Botanical Garden and the Missouri Botanical Garden to enter onto the OCLC database full bibliographic records and/or locations for over 38,000 titles of plant science literature."

New York Botanical Garden, from Title II-C, 1983: \$273,359. "To enable the libraries of the New York Botanical Garden and the Missouri Botanical Garden to enter into the OCLC database full bibliographic records for over 19,000 titles of plant science literature."

New York Public Library, from NEH, 1981: \$1,600,000. "To support further broadening of accessibility to the Research Libraries of the New York Public Library. Computerized networks, published catalogs and other means will continue to make this national resource

available for advanced research throughout the U.S. and abroad." [a "renewal" of previous grants from the late 1970s]

New York Public Library, from NEH, 1982: \$100,000. "To support the continuation of the rehabilitation of the main catalog of the New York Public Library."

New York Public Library, from NEH, 1986: \$2,000,000. "To support collections development, conservation and preservation, bibliographic access to holdings, and reference services."

New York Public Library, from NEH, 1987: \$2,000,000. "To support collections development, conservation and preservation, bibliographic access to holdings, and reference services."

New York Public Library, from NEH, 1988: \$2,000,000. "To support collections development, conservation and preservation, bibliographic access to holdings, and reference services."

New York Public Library, from NEH, 1989: \$1,000,000. "To support the acquisition, cataloguing, and preservation of humanities materials in the Research Libraries of the New York Public Library."

New York Public Library, from NEH, 1989: \$125,000. "To support the cataloguing of the special collections of the Schomburg Center and entry of the 10,000 resulting records into a national bibliographic data base."

New York Public Library, from NEH, 1991: \$25,000. "To support the cataloguing of the special collections of the Schomburg Center and entry of the 10,000 resulting records into a national bibliographic data base."

Research Libraries Group, Inc., from NEH, 1982: \$143,354. "To support an automated union catalog of microform master negatives held by ten members of the Research Libraries Group (RLG) to facilitate coordinated planning for cooperative filming of deteriorating books from important research collections."

Tulane University, from Pew Memorial Trust, announced 1986: \$750,000. Retrospective conversion.

University of California, Berkeley, from Title II-C, 1986: \$205,023. "To conduct a major retrospective conversion and catalog improvement project for records and monographs contained in the collection of the Bancroft Library, a non-circulating rare book and special collections library."

University of California, Berkeley, from Title II-C, 1987: \$249,414. "To conduct a four-year project to convert card catalog records in the Bancroft Library into machine-readable form. Records created will be entered into OCLC and RLIN."

University of California, Berkeley, from Title II-C, 1988: \$269,159. "To conduct the second of a four-year project to convert card catalog records of the two collections of internationally recognized distinction in the Bancroft Library into machine-readable form. Records created will be entered into OCLC and RLIN."

University of California, Berkeley, Bancroft Library, from Title II-C, 1989: \$324,859. "To continue to convert approximately 210,000 card catalog records for materials into machine-readable form. Records will be entered into OCLC and RLIN."

University of California, Berkeley, from Title II-C, 1990: \$311,533. "Berkeley will complete the conversion of over 210,000 records of research materials in the Bancroft Library and will enter them into OCLC and RLIN. The Bancroft Library is composed of two collections of internationally recognized distinction—Western Americana including materials on Mexico and Central America..."

C. Ancillary Projects to Create Machine-Readable Catalog Records for Latin Americanist Publications:

George F. Elmendorf, from NEH, 1983: \$172,590. "To support the preparation of a bibliography of works printed in Nicaragua, written by Nicaraguans, or about Nicaragua, 1800-1978. Based on the holdings of U.S., Nicaraguan, and other foreign collections, the bibliography will be available in print and on machine-readable tape."

George F. Elmendorf, from NEH, 1985: \$81,962. "To support the preparation of a bibliography of works printed in Nicaragua, written by Nicaraguans, or about Nicaragua, 1800-1978. Based on the holdings of U.S., Nicaraguan, and other foreign collections, the bibliography will be available in print and on machine-readable tape."

George F. Elmendorf, from NEH, 1986: \$68,116. "To support the preparation of a bibliography of works printed in Nicaragua, written by Nicaraguans, or about Nicaragua, 1800-1978. Based on the holdings of U.S., Nicaraguan, and other foreign collections, the bibliography will be available in print and on machine-readable tape."

George F. Elmendorf, from NEH, 1986: \$100,000. "To support compilation of a bibliography of books and other publications printed in El Salvador, written by Salvadorans, or describing El Salvador, and produced between 1800 and 1983."

State University of New York at Buffalo, from Title II-C, 1987: \$155,000. "To create machine-readable records for monographs in the microform sets that comprise the Latin American Documents collection. All records created will be tape loaded into the OCLC database."

State University of New York, Buffalo, from Title II-C, 1988: \$163,000. "To continue to create machine-readable records for monographs from the microform sets that comprise the Latin American Documents Collection. All records created will be tape loaded into the OCLC database."

University of California, Los Angeles, from NEH, 1984: \$120,000. "To support the expansion of an online bibliographic database for resource sharing of library materials treating the U.S.-Mexican borderlands."

University of California, Los Angeles, from NEH, 1985: \$25,000. "To support the expansion of an online bibliographic database for resource sharing of library materials treating the U.S.-Mexican borderlands."

** This list is limited to information available in the sources noted immediately below. Some under-publicized projects have doubtless been overlooked. The dollar figures may not reflect actual levels of support: some amounts include matching funds that may not have been released; some projects may have benefited from supplemental allowances.*

Information on retrospective conversion efforts conducted entirely in-house is inconsistently available. The listings in Part B are also notably incomplete. An ARL-wide progress report on RECON could be a significant help.

SOURCES:

Annual updates on "Higher Education Act, Title II-C, Strengthening Research Library Resources" in *The Bowker Annual*, through 1992. (Title varies. The complete roster of grant listings provided in previous volumes has apparently been discontinued as of 1993.)

Annual Reports of the National Endowment for the Humanities, 1980-1992.

College & Research Libraries News, 1980-1993.

Scattered press releases and additional announcements.

APPENDIX II. LATIN AMERICANIST PRESERVATION PROJECTS, 1980-1992.*

Center for Research Libraries [Latin American Microform Project], from NEH, 1986: \$255,309. "To support the preservation microfilming of the annual reports of Latin American ministries, which represent a prime resource for 19th- and early 20th-century historical studies."

Columbia University, from NEH, 1991: \$175,572. "To support the microfilming of 2,500 volumes of Argentine legal serials, dating primarily from 1870 to 1985."

Harvard University, from Title II-C, 1984: \$249,998. "To microfilm valuable research materials, including: 1) official gazettes of Latin American nations in the Harvard Law Library..."

Indiana University, from NEH, announced 1992: Participant in a Committee on Institutional Cooperation grant of \$1,800,000 for preservation microfilming, to include 19,666 "brittle books and serials pertaining to the literature and history of the United States, Europe, Latin America, and Africa."

Indiana University, from NEH, announced 1992: \$66,420. "...for the preservation microfilming of a Latin American 900-piece pamphlet collection that reflects much of the conventional thought and wisdom of those who lived and published in Ecuador and other Latin American countries from the late 19th to mid-20th centuries."

New York Public Library, from NEH, 1992: \$1,916,035. "To support the preservation microfilming of 16,300 endangered volumes, published between 1850 and 1913, on the history, culture, and social life of the United States and the Caribbean countries."

Princeton University, from Title II-C, 1986: \$50,427. "To produce master preservation microfilm and to catalog and create machine readable records for pamphlets, monographs, and serials, as well as posters, broadsides, and fliers that collectively document the socioeconomic and political life of Latin America."

Princeton University, from Title II-C, 1988: \$105,749. "To produce master preservation microfilm and catalog and create machine-readable records for pamphlets, monographs and serials, posters, broadsides, and fliers that collectively document the socioeconomic and political life of primarily twentieth-century Latin America."

Research Libraries Group, from NEH, announced 1989: \$2,029,845. "Great Collections Microfilming Project," phase 2, including 4,500 volumes from the University of Florida's Caribbean Basin Collection.

Southeastern Library Network [SOLINET/ASERL cooperative microfilming project], from NEH, 1992: \$697,425. "To support the preservation microfilming of 28,057 brittle books and pamphlets on U.S. Americana, Latin Americana, and Africana, held by 15 members of the Association of Southeastern Research Libraries." (from *C&RL News*: "Items to be filmed support scholarly research in the humanities, focusing on Latin America and the southeastern U.S. ..." Duke University, Andean pamphlets; Tulane University, Central American and

Mexican material; University of Florida, Brazilian collection; University of Miami, Cuban collection; University of North Carolina at Chapel Hill, Latin American literature.)

Stanford University, from NEH, 1989: \$64,042. "To support the preservation microfilming of 1,438 books, serials, government papers, and pamphlets that document the career of Argentinean leader Juan Peron and the political and cultural aspects of Peronism."

Stanford University, from NEH, 1991: \$82,355. "To support the preservation microfilming of 1,020 volumes in the library's collection of Uruguayan Congressional Proceedings."

U.S. Virgin Islands, Division of Libraries, Archives and Museums, from NEH, 1990: \$30,324. "To support the preservation microfilming of the contents of 205 land transaction, probate, and court record books from St. Croix, Virgin Islands, that date from 1778 to 1958."

University of California, Berkeley, from NEH, 1991: \$1,165,927. "To support the microfilming of 13,000 volumes from the university's Latin American collections."

University of Illinois, Urbana-Champaign, from NEH, 1990: \$487,717. "To support the microfilming of 4,500 deteriorating volumes in German, Brazilian, and Argentine literature."

University of Kansas, from Title II-C, 1982: \$148,500. "To catalog 6,000 valuable Central American titles, preserve fragile items within the collection, and enter cataloged items onto the OCLC data base." [also listed under "Retrospective Conversion"]

University of Kansas, from Title II-C, 1983: \$144,313. "To continue the cataloging of the William J. Griffith Collection of Central American materials, making them accessible through the OCLC database and preserving fragile items within the collection." [also listed under "Retrospective Conversion"]

University of New Mexico, from Title II-C, 1988: \$64,000. "To catalog, preserve, strengthen, and make available materials pertaining to the history and culture of the Mexican state of Oaxaca." [also listed under "Retrospective Conversion"]

University of New Mexico, from Title II-C, 1989: \$77,812. "To catalog, preserve, strengthen, and make available a unique and valuable collection of small press publications from Brazil." [also listed under "Retrospective Conversion"]

University of Pittsburgh, from Title II-C, 1985: \$58,680. "To provide full bibliographic access to a unique and valuable collection of pamphlets and monographs on Bolivia held at the university by preserving, cataloging, entering the records into the OCLC database, and preparing a COM catalog for the collection. Copies of the microfilm will be available for purchase at cost." [also listed under "Retrospective Conversion"]

University of Puerto Rico, Rio Piedras, from NEH, 1988: \$154,036. "To support Puerto Rico's participation in the U.S. Newspaper Program. Approximately 650 newspaper titles will be catalogued and about 1.5 million deteriorating newspaper pages will be microfilmed."

University of Puerto Rico, Rio Piedras, from NEH, 1990: \$2,000. "To support Puerto Rico's

participation in the U.S. Newspaper Program. Approximately 650 newspaper titles will be catalogued and about 1.5 million deteriorating newspaper pages will be microfilmed."

University of Texas, Arlington, from NEH, 1982: \$47,869. "To support microfilming of the Honduran governmental archives for addition to the Latin American research collections in the University and to prepare appropriate finding aids to the microfilms."

University of Texas, Austin, from NEH, 1981: \$1,500. "To support microfilming and preservation of important documents and records in the Cuban American archival collection covering the period 1891 to 1970."

University of Texas, Austin, from Title II-C, 1981: \$174,000. "To continue the preservation of Mexican research materials."

University of Texas, Austin, from NEH, 1982: \$34,983. "To support cataloging and preservation microfilming of primary documentation of the Cuban emigre community in Florida, including consulate records, 1894-1960."

University of Texas, Austin, from Title II-C, 1982: \$157,581. "To preserve through microfilming unique materials from the Benson Latin American Collection and to acquire energy-related Latin American scientific and technical publications."

University of Texas, Austin, from NEH, 1989: \$142,947. "To support the preservation of 6,300 volumes of Mexican history in the Nettie Lee Benson Latin American Collection."

University of Texas, Austin, from NEH, 1991: \$310,161. "To support preservation microfilming of 4,200 late 19th- and early 20th-century publications on Mexican politics, economics, and education; Guatemalan history and politics; and Latin American literature and literary criticism."

University of Texas, Austin, from NEH, announced 1993: \$393,962. Preservation in the Latin American collection.

Yale University, from Title II-C, 1981: \$228,000. "To support the organization, preservation, and automated cataloging of the manuscript and Latin American collections." [also listed under "Retrospective Conversion"]

** This list is limited to information available in the sources noted immediately below. Some under-publicized projects have doubtless been overlooked. Conversely, the vogue of omnibus filming efforts subsuming many specific projects means that some activities may have been counted twice: the announcements are not always clear. Finally, the indicated dollar figures may not reflect actual levels of support: some amounts include matching funds that may not have been released; some projects may have benefited from supplemental allowances.*

SOURCES:

Annual updates on "Higher Education Act, Title II-C, Strengthening Research Library Resources" in *The Bowker Annual*. (Title varies. The complete roster of grant listings provided in previous volumes has apparently been discontinued as of 1993.)

"*What We Have Saved*": *Preserved Research Collections on Latin America* (Washington, DC: The Commission on Preservation and Access, 1991).

College & Research Libraries News, 1980-1993.

Annual Reports of the National Endowment for the Humanities, 1980-1992.

APPENDIX III: DETAIL OF SAMPLE TITLES NOT HELD IN THE UNITED STATES.

- 2-46: Vaillant, George C. "Una visión de Tenochtitlán en 1519," *Síntesis*, vol. 60, no. 55, p. 165-172.
- 2-767: Sociedad Rural Argentina. *Ministerio de agricultura. Dirección general de tierras.* 26 p.
- 2-2921: Vieira, Padre Arüindo. *O ensino das humanidades.* (Rio de Janeiro: Liv. Jacintho).
- 6-56: Librería y Editorial Araujo. *Catálogo de obras didácticas y literarias.* (Buenos Aires).
- 6-1256: Max, Hermann. *Banco Central de Venezuela.* (Caracas: Ministerio de Fomento). 40 p.
- 6-1518: Comisión de cambios internacionales. *Reglamento de cuotas, aprobado en sesión de 27 de septiembre de 1940.* (Santiago: Imp. Molina Lackington y Cía.) 6 p.
- 6-4456: Mura. *Agua nascente.* (Rio de Janeiro: Vecchi ed.) 295 p.
- 6-5068: Arias, Alejandro C. *Descartes y Kant.* (Salto: Tip. Avellaneda).
- 10-631: *Catálogo, Exposición de los artistas independientes, recuerdo de la Exposición Nacional, Medellín, 1944.* (Medellín). 42 p.
- 10-3510: Navarrete, Francisco A. *Relación peregrina de la agua corriente que para beber y vivir goza la muy noble y leal ciudad de Santiago de Querétaro.* (Querétaro: Imp. de D. Contreras). 126 p.
- 10-4286: Nicaragua. Biblioteca Americana de Nicaragua, Managua. *Report of the Director-Librarian, April 1944.* (Managua: Ed. Nuevos horizontes). 6 p., 2 cuads.
- 14-685: Andrade, Rodrigo M.F. de, "O Rio antigo no litoral paulista," *Rio*, no. 96, junho, 1947, p. 62-63, 106.
- 14-788: Campofiorito, Q., "Silvia," *Rio*, no. 92, feb., 1948, p. 62-63, 96.
- 14-1208: Martins, Octavio A.L. *O método fatorial de investigação das faculdades mentais.* (Rio de Janeiro: Serviço Gráfico do Instituto Brasileiro de Geografia e Estatística). 38 p.
- 17-956: Zavala Flores, Ernesto. *Elementos de finanzas públicas mexicanas. Los impuestos.* (México: Porrúa, 1951). 428 p.
- 17-1216: Filchtiner, Maria de Azevedo, "Desenvolvimento da pecuária gaúcha," *Boletim Estatístico do Departamento Estadual de Estatística* (Porto Alegre, Brazil), ano 3, no. 7, agosto 1951, p. 10-12.

20-791: Obando V., Marcelo A., "Lesiones de fluorosis dental endémica observadas entre los antiguos pobladores de la costa peruana," *Anales del IV Congreso Nacional de Odontología* (Lima, Peru), 1956. 52 p.

20-1773: Campos, Paulo de Almeida. *A escola elementar brasileira e o seu magistério (tentativa de caracterização generalizada)*. (Conferencia Regional sobre o Ensino Gratuito e Obrigatório na América Latina, Lima, 23 de abril - 5 de maio de 1956). (Rio: Instituto Nacional de Estudos Pedagógicos, Centro Brasileiro de Pesquisas Educacionais, 1956). 44 p.

22-2055: Brasil. Ministério da Educação e Cultura. Departamento Nacional. *Escolas, cursos e matrículas no ano de 1957*. (mimeo) 107 p.

30-6296: Arguedas, José María. "El cuento folklórico como fuente para el estudio de la cultura," in *El folklore como ciencia*. (Lima: Escuela Nacional de Música y Danzas Folklóricas, 1965), p. 14-18.

METHODOLOGICAL NOTE

A. Selecting the Sample

Fifty items were drawn from each of eleven *Handbook* volumes to create the study sample. The volumes, with their publication dates, are:

Volume 2 (1936)	Volume 20 (1958)
Volume 6 (1940)	Volume 22 (1960)
Volume 10 (1944)	Volume 23 (1961)
Volume 14 (1948)	Volume 26 (1964)
Volume 17 (1951)	Volume 30 (1968)
Volume 19 (1957)	

The relationship between volume number and publication date changed between numbers 17 and 19 as the *Handbook* moved to incorporate a range of imprint dates within each volume. Volume 20, for instance, covers items published between 1954 and 1956.

The choice of sample volumes reflects several considerations. All predate the era of machine readable cataloging. In most cases, the existence of online bibliographic records will therefore reflect the retrospective conversion of manual catalog entries. The sample's time depth—the most recent *Handbook* volume appeared 25 years ago—also means that libraries have had ample opportunity to acquire, catalog, and preserve the materials. Normal processing arranges need not cause concern. Finally, the sample leans toward later volumes within the thirty-volume *Handbook* span. The *Handbook's* editorial focus and citation quality both improved over time, generally increasing the reliability of the later volumes.

We drew a fifty-item sample, representing about 1.4 percent of the listings for an average year, from each *Handbook* volume.¹ Some formats of materials, for instance sheet maps, were excluded due to their continuing sparse representation in bibliographic databases. North American imprints were deliberately passed over in many (though not all) volumes: early sample results indicated high levels of holdings and universal bibliographic control for these materials. We concluded that we would learn more by emphasizing publications from Latin America itself.² A sample not biased toward Latin American imprints would have included sixty more titles from outside the region. Particularly in early *Handbook* volumes, the annotations for some publications emphasized the work's marginality to scholarship.³ These sometimes scathing evaluations had no effect in delineating the sample.

Most *Handbook* listings refer to monographs or journal articles. Our analyses uniformly focused on the serial in which an article was cited, rather than the article per se. Where holdings data permitted, we evaluated availability in terms of the specific volume containing the cited article.

Each sample item was categorized as monograph or serial, as a Latin American imprint or a publication from outside the region, and by its *Handbook* source volume. The titles were searched as appropriate in the *National Union Catalog* or *Union List of Serials*, and on OCLC

and RLIN. The number of holding institutions (if any) and the corresponding location codes were all recorded. Raw holdings figures were condensed into four broad categories.⁴ These represented, in turn, materials reported at more than fifty locations on OCLC, in the *National Union Catalog*, or in the *Union List of Serials* or at more than ten locations on RLIN; materials reported at eleven to fifty locations on OCLC (etc.) or at six to ten locations on RLIN; materials reported at one to ten locations on OCLC (etc.) or at one to five locations on RLIN; and materials not reported in any database.⁵

B. Sample Searching and Analysis

A project assistant completed worksheets for each of the 550 sample titles.⁶ Monographs were searched in the *National Union Catalog* (through the 1968-72 cumulation, as required by the publication date), in OCLC, and on RLIN. All hits were recorded, along with the holding institutions and the date each record was first entered in OCLC. (RLIN records could not be similarly dated because of that system's protocols for "clustering" bibliographic records.) Multiple records for a single title were tallied as well. Information was collected for variant editions, reprints and facsimiles, and microform masters. Online information on preservation was supplemented with searches in all printed volumes of the *National Register of Microform Masters*.⁷ The serials containing the journal articles cited in the *Handbook* were searched in the *Union List of Serials* (and *New Serial Titles* as required), in OCLC and RLIN, and in the *National Register of Microform Masters*. Hits, holding institutions, record creation dates, multiple records for a single title, and preservation information were all recorded.

All these data for each sample title have enabled detailed analyses of groups of materials as defined by format (monograph versus serial), place of publication (Latin America or outside the region), breadth of holdings, and *Handbook* volume. Initial searching on the sample from *Handbook* Volume 30, the first to be completed, was finished around New Year's, 1992. Project delays had the unintended effect of allowing the same titles to be searched for a second time during the summer of 1993, a year and a half later. The continuing impact of retrospective conversion is suggested by changes in holdings for each title.

Searches were deliberately limited to information available in the *Handbook* citations. Corporate names and similar complex headings were, when necessary, searched under various forms. Keyword searches were occasionally employed. But no extraordinary efforts were undertaken to verify difficult citations: materials that require heroic searching are for practical purposes unavailable. Some of the items not found may thus reflect cataloging complexities or deficient *Handbook* entries rather than lapses in acquisitions.

Analysis was based on a combination of manual computation and utilization of the "Paradox" database management program. While Paradox proved adept at sorting and categorizing, some arithmetic calculations were more easily accomplished by hand. The program's graphic capabilities proved similarly difficult to exploit; the graphs in this final report were prepared by inputting all table values into the Quattro Pro graphics program.

ENDNOTES:

1. Sample titles within each volume were selected by choosing two random numbers between 1 and 100, dividing the volume's total number of entries by 25, and successively adding the result to each initial random number. Occasional adjustments were necessary in the *Handbook* volumes that reserved a range of item numbers for each section, since numbers would be skipped if there were fewer citations than expected. In these cases, the next or preceding citation was substituted. The index to *Handbook* Volumes 1-28 reported more than 100,000 entries, or about 3,600 per volume. Perhaps 108,000 works were listed through Volume 30. Our 550-item sample thus represents about 0.5 percent of the entire *Handbook* universe; fifty items comprise about 1.4 percent of the listings in an average volume.

2. Sixty citations to non-Latin American imprints were passed over in volumes in which the sample was limited to Latin American (or in some cases Spanish-language) materials. The sixty non-regional publications were distributed as follows:

Volume 2: 10 serials, 3 monographs
Volume 6: 7 serials, 2 monographs
Volume 14: 8 serials, 4 monographs
Volume 19: 4 serials, 4 monographs
Volume 20: 2 serials, 1 monograph
Volume 22: 5 serials, 3 monographs
Volume 26: 5 serials, 2 monographs
Total: 41 serials, 19 monographs.

3. Some favorite annotations from Volume 6 (for works outside our sample) include, for item 568, "Superficial and often erroneous description of various Brazilian tribes, based on a few Portuguese sources. Topical treatment of culture very unsatisfactory. Fanciful illustrations"; or, for item 4138, "An attempt to present the degeneration of an individual due to evil hereditary influences. The subject in itself is repellent, and when the principal character loses his mind half way through the book the reader's interest ceases because he cannot hope to understand a crazy man."

4. The holdings categories were formulated in light of the distribution of holdings across the sample, prior knowledge of the number and nature of major Latin American collections, and information from preexisting surveys. We did not employ statistical manipulations to determine clustering patterns.

To begin with, a category for items not held in the United States was essential in order to assess collecting and bibliographic gaps. William Vernon Jackson, "American Library Resources for Latin American Studies," *Harvard Library Bulletin*, New Series, 1-4 (Winter, 1990-91), p. 51-67, suggests that "there are between forty and fifty American libraries with resources on Latin America that are strong enough to be useful for advanced study and research" (p. 67). David B. Bray and Richard E. Greenleaf's *A Directory of Latin American Studies in the United States* (New Orleans, LA: Roger Thayer Stone Center for Latin American Studies, Tulane University, 1986) lists 43 institutions in their "Groups I and II." Adding such non-responding repositories (most not associated with academic programs) as the Library of Congress, the New York Public Library, and Brown University's John Carter Brown Library would bring the tally close to fifty. Our own survey results also suggest fifty holdings

institutions as a reasonable cutoff point between very widely held materials and those that might be expected in academic collections.

The other dividing point, ten holding institutions, reflects the approximate line between specialized Latin American collections and more general research collections. Jackson's study focuses on fifteen Latin American collections. Greenleaf and Bray note fourteen collections with estimated holdings exceeding 200,000 volumes as of the mid-1980s, and only seven with 250,000 or more. Major Latin American collections split between OCLC and RLIN, with some libraries represented on both utilities. Our cutoff between holdings corresponding to specialized and more general research collections, five locations on RLIN and ten on OCLC, takes all these data into consideration. Additional research would enable more precise conclusions concerning the most instructive categories for holdings.

5. We will henceforth shorten the descriptive categories as follows: "more than fifty locations" will refer to titles recorded at more than fifty locations on OCLC, *NUC*, or *ULS*, or more than ten locations on RLIN; "from eleven to fifty locations," to titles recorded at from eleven to fifty locations on OCLC, *NUC*, or *ULS*, or six to ten locations on RLIN; "from one to ten locations," to titles recorded at from one to ten locations on OCLC, *NUC*, or *ULS*, or one to five locations on RLIN; and "not held in the United States" for titles showing no holdings in any database. In a very few cases, titles lacking holdings information are represented by bibliographic records, generally in *NUC* or *ULS*.

6. I am indebted to Ms. Amy Benson, then a Library Assistant in the Harvard College Library and a library school student at Simmons College, for completing this searching.

7. Online bibliographic records have recently been prepared for all monographs reported in *NRMM*. Data on serials in microform are more difficult to trace. For a fuller discussion see Dan C. Hazen, *The Production and Bibliographic Control of Latin American Preservation Microforms in the United States* (Washington, DC: The Commission on Preservation and Access, 1991).

LIST OF FIGURES

Figure 1: Latin Americanist Holdings. Distribution of Monograph and Serial Samples by Holdings Level

Figure 2: Latin Americanist Holdings. Distribution of All Sample Materials Between Monographs and Serials, within Each Holdings Level

Figure 3: Latin Americanist Holdings. Distribution of Sample Materials Published in Latin America, and from Outside the Region, by Holdings Level

Figure 4: Latin Americanist Holdings. Distribution of All Sample Materials Between Latin American Imprints and Publications from Outside the Region, within Each Holdings Level

Figure 5: Latin Americanist Holdings. Distribution of Each Sample Combination of Place of Publication and Format, Across Holdings Levels

Figure 6: Latin Americanist Holdings. Distribution of Sample for Each Combination of Place of Publication and Format, within Each Holdings Level

Figure 7a: Latin Americanist Holdings. Distribution of Sample Monographs, by Breadth of Holdings, as a Proportion of the Entire Sample from Each *Handbook* Volume

Figure 7b: Latin Americanist Holdings. Distribution of Sample Serials, by Breadth of Holdings, as a Proportion of the Entire Sample from Each *Handbook* Volume

Figure 8: Latin Americanist Holdings. Distribution of Sample Monographs and Serials Not Held in the United States as a Proportion of the Entire Sample from Each *Handbook* Volume

Figure 9: Latin Americanist Holdings. Distribution of Sample Monographs and Serials Held at One to Ten Locations as a Proportion of the Entire Sample from Each *Handbook* Volume

Figure 10: Latin Americanist Holdings. Distribution of Sample Monographs and Serials Held at Eleven to Fifty Locations as a Proportion of the Entire Sample from Each *Handbook* Volume

Figure 11: Latin Americanist Holdings. Distribution of Sample Monographs and Serials Held at More Than Fifty Locations as a Proportion of the Entire Sample from Each *Handbook* Volume

Figure 12: Latin Americanist Holdings. Distribution of the Entire Sample by Breadth of Holdings, by *Handbook* Volume

Figure 13: Latin Americanist Holdings. Distribution of Latin American Imprints by Breadth of Holdings as a Proportion of All Latin American Imprints in Each *Handbook* Volume

Figure 14: Latin Americanist Holdings. Distribution of All Sample Monographs by Holdings Level as a Proportion of the Monograph Sample from Each *Handbook* Volume

Figure 15: Latin Americanist Holdings. Distribution of All Sample Monographs Published within Latin America by Holdings Level as a Proportion of All Sample Latin American Monographs from Each *Handbook* Volume

Figure 16: Latin Americanist Holdings. Distribution of All Sample Serials by Holdings Level as a Proportion of the Serial Sample from Each *Handbook* Volume

Figure 17: Latin Americanist Holdings. Distribution of All Sample Serials Published within Latin America by Holdings Level as a Proportion of All Sample Latin American Serials from Each *Handbook* Volume

Figure 18: Bibliographic Control: Monographs. Type of Bibliographic Control, by *Handbook* Volume, for the Entire Monographic Sample

Figure 19: Bibliographic Control: Monographs. Type of Bibliographic Control, by *Handbook* Volume, for the Entire Monographic Sample *Exclusive* of Titles Not Held in the United States

Figure 20: Bibliographic Control: Monographs. Type of Bibliographic Control, by *Handbook* Volume, for All Latin American Monographs Held in the United States

Figure 21: Bibliographic Control: Monographs. Proportion of the Entire Monographic Sample Represented in Each Major Bibliographic Source, by *Handbook* Volume, *Exclusive* of Titles Not Held in the United States

Figure 22: Bibliographic Control: Serials. Type of Bibliographic Control, by *Handbook* Volume, for the Entire Serial Sample

Figure 23: Bibliographic Control: Serials. Type of Bibliographic Control, by *Handbook* Volume, for the Entire Serial Sample *Exclusive* of Titles Not Held in the United States

Figure 24: Bibliographic Control: Serials. Type of Bibliographic Control, by *Handbook* Volume, for All Latin American Serials Held in the United States

Figure 25: Bibliographic Control: Serials. Proportion of the Entire Serial Sample Represented in Each Major Bibliographic Source, by *Handbook* Volume, *Exclusive* of Titles Not Held in the United States

Figure 26: Bibliographic Control. Distribution of OCLC Record Creation Dates for All Monographs and Serials

Figure 27: Bibliographic Control. Distribution of OCLC Record Creation Dates for Monographs and Serials Published in Latin America

Figure 28: Preservation. Proportion of Sample Titles Available Only in the Original, by *Handbook* Volume: Monographs, Serials, and Entire Sample

Figure 29: Preservation: Monographs. Type of Monograph Preservation by Holdings Level

Figure 30: Preservation: Monographs. Type of Preservation as a Proportion of the Entire Monograph Sample within Each *Handbook* Volume

Figure 31: Preservation: Monographs. Type of Preservation as a Proportion of All Latin American Monographs within Each *Handbook* Volume

Figure 32: Preservation: Monographs. Titles Available Only in the Original as a Proportion of Each Volume's Monograph Sample, by Breadth of Holdings and *Handbook* Volume

Figure 33: Preservation: Monographs. Titles Available Only in the Original and Not Held in the United States as a Proportion of: Each Volume's Monograph Sample; Each Volume's Titles Available Only in the Original

Figure 34: Preservation: Monographs. Titles Available Only in the Original and Held at One to Ten Locations as a Proportion of: Each Volume's Monograph Sample; Each Volume's Titles Available Only in the Original

Figure 35: Preservation: Monographs. Titles Available Only in the Original and Held at Eleven to Fifty Locations as a Proportion of: Each Volume's Monograph Sample; Each Volume's Titles Available Only in the Original

Figure 36: Preservation: Monographs. Titles Available Only in the Original and Held at More Than Fifty Locations as a Proportion of: Each Volume's Monograph Sample; Each Volume's Titles Available Only in the Original

Figure 37: Preservation: Monographs. Titles Available Only in the Original as a Proportion of All Monographs in Each Sample Cell (Titles per *Handbook* Volume at a Given Holdings Level)

Figure 38: Preservation: Serials. Type of Serial Preservation by Holdings Level

Figure 39: Preservation: Serials. Type of Preservation as a Proportion of the Entire Serial Sample within Each *Handbook* Volume

Figure 40: Preservation: Serials. Type of Preservation as a Proportion of Latin American Serials within Each *Handbook* Volume

Figure 41: Preservation: Serials. Serials Available Only in the Original as a Proportion of All Serials from Each *Handbook* Volume, by Holdings Level

Figure 42: Preservation: Serials. Latin American Serials Available Only in the Original as a Proportion of all Latin American Serials from Each Volume, by Holdings Level

Figure 43: Preservation: Serials. Serials Available Only in the Original and Not Held in the United States as a Proportion of: Each Volume's Serial Sample; Each Volume's Serials Available Only in the Original

Figure 44: Preservation: Serials. Serials Available Only in the Original and Held at One to Ten Locations as a Proportion of: Each Volume's Serial Sample; Each Volume's Serials Available Only in the Original

Figure 45: Preservation: Serials. Serials Available Only in the Original and Held at Eleven to Fifty Locations as a Proportion of: Each Volume's Serial Sample; Each Volume's Serials Available Only in the Original

Figure 46: Preservation: Serials. Serials Available Only in the Original and Held at More Than Fifty Locations as a Proportion of: Each Volume's Serial Sample; Each Volume's Serials Available Only in the Original

Figure 47: Preservation: Serials. Latin American Serials Available Only in the Original and Not Held in the United States, Compared to All Latin American Serials Not Held in the United States, by *Handbook* Volume

Figure 48: Preservation: Serials. Latin American Serials Available Only in the Original and Held at One to Ten Locations, Compared to All Latin American Serials Held at One to Ten Locations, by *Handbook* Volume

Figure 49: Preservation: Serials. Latin American Serials Available Only in the Original and Held at Eleven to Fifty Locations, Compared to All Latin American Serials Held at Eleven to Fifty Locations, by *Handbook* Volume

Figure 50: Preservation: Serials. Latin American Serials Available Only in the Original and Held at More Than Fifty Locations, Compared to All Latin American Serials Held at More Than Fifty Locations, by *Handbook* Volume

Figure 51: Preservation: Serials. Serials Available Only in the Original as a Proportion of All Serials in Each Sample Cell (Titles per *Handbook* Volume at a Given Holdings Level)

Figure 52: Preservation: Serials. Latin American Serials Available Only in the Original as a Proportion of All Latin American Serials in Each Sample Cell (Titles per *Handbook* Volume at a Given Holdings Level)

FIGURES 1-52



Figure 1: Latin Americanist Holdings.
Distribution of Monograph and Serial Samples by Holdings Level

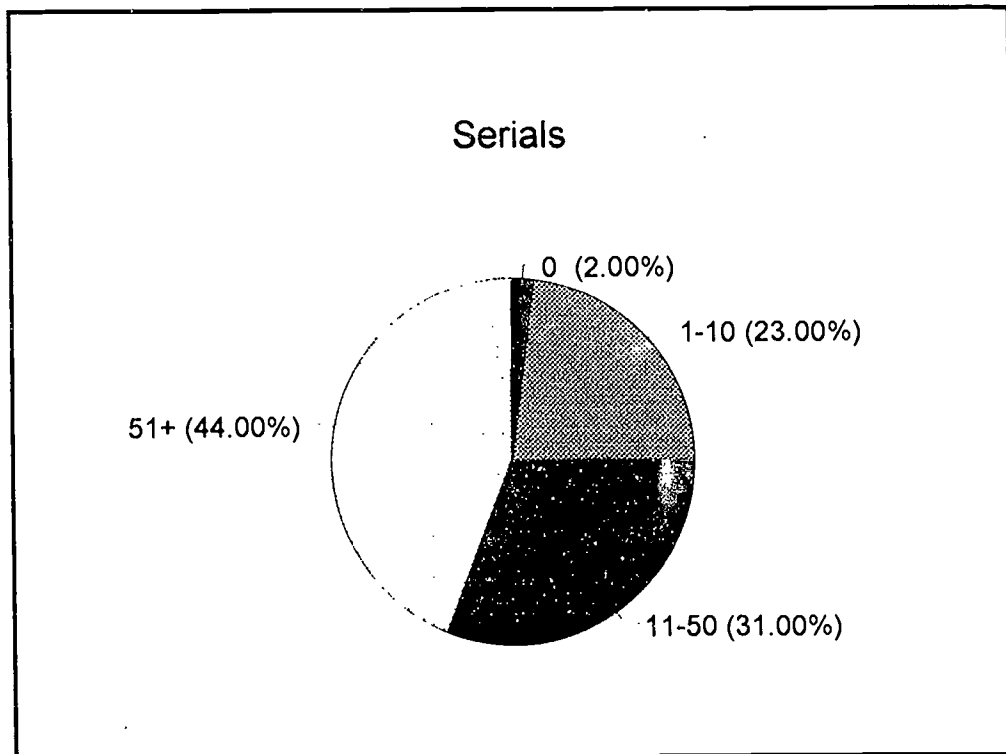
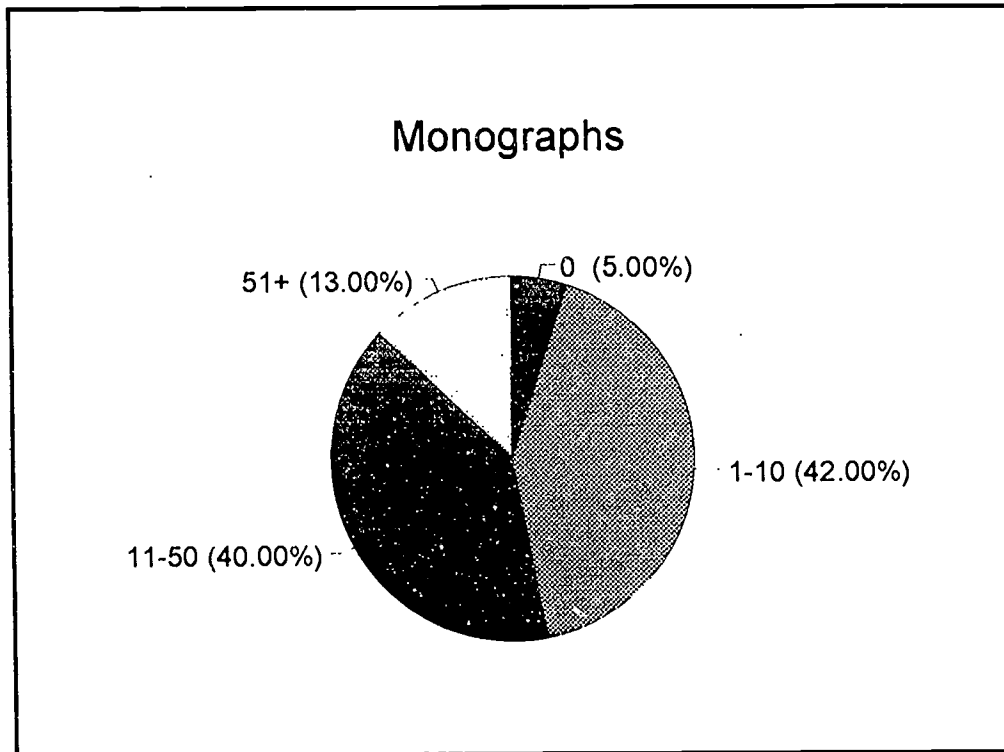


Figure 2: Latin Americanist Holdings.
Distribution of All Sample Materials Between Monographs and
Serials, within Each Holdings Level

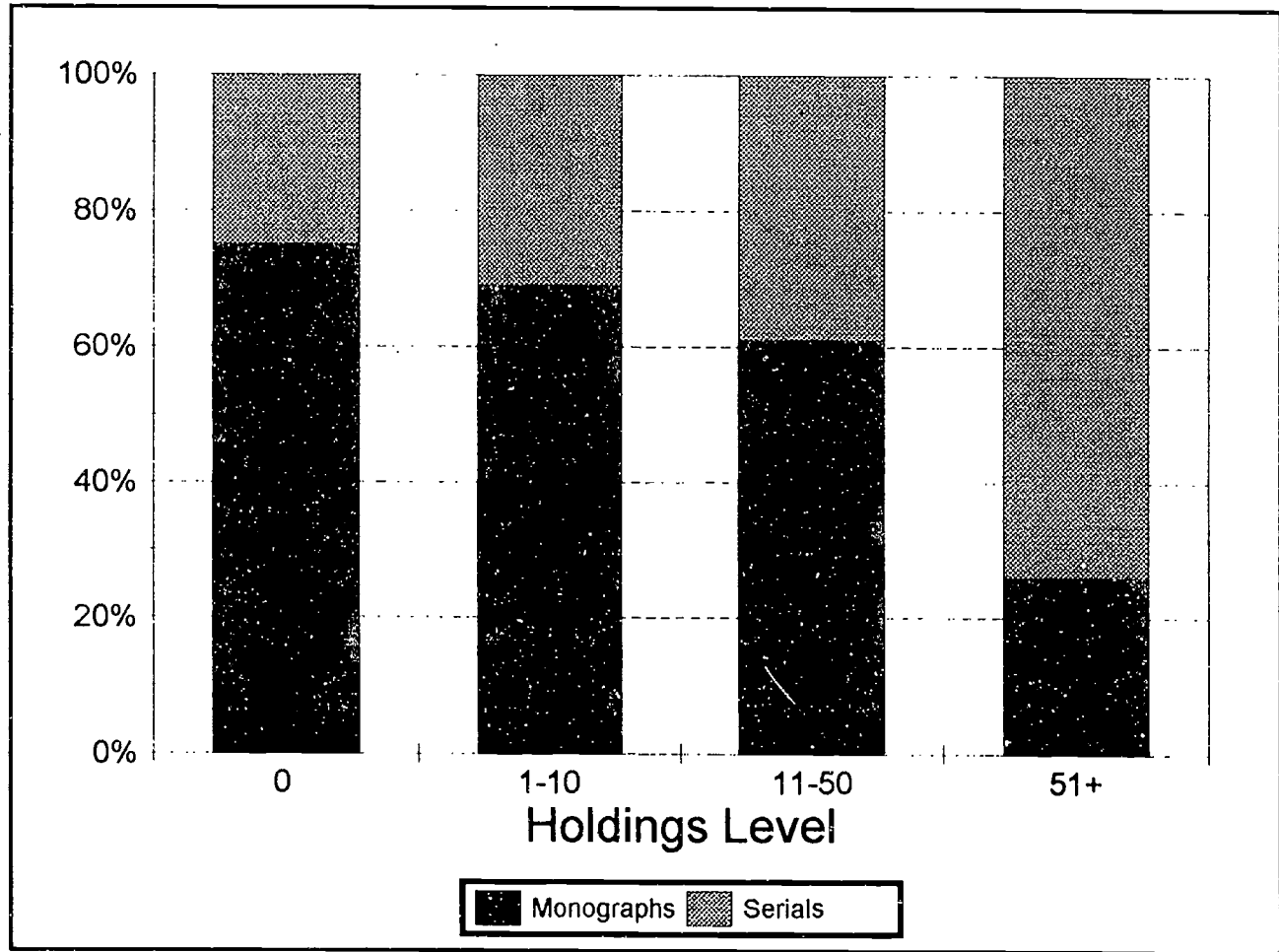


Figure 3: Latin Americanist Holdings.
Distribution of Sample Materials Published in Latin America, and
from Outside the Region, by Holdings Level

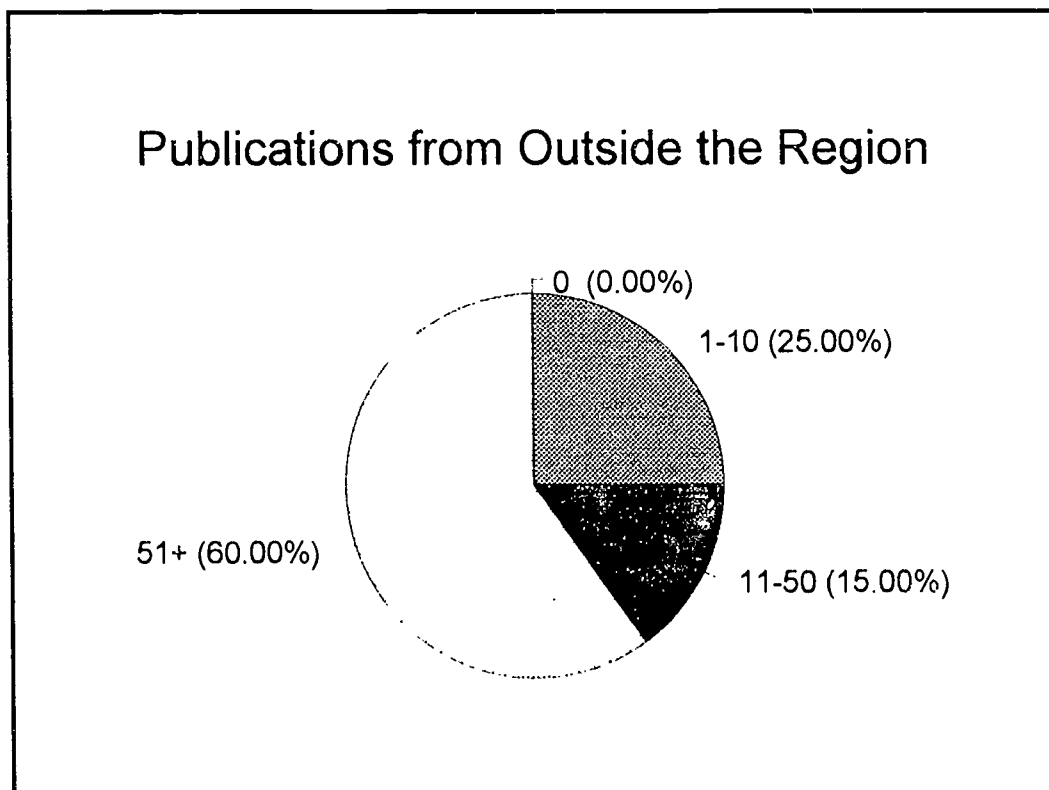



Figure 4: Latin Americanist Holdings.
Distribution of All Sample Materials Between Latin American Imprints and
Publications from Outside the Region, within Each Holdings Level

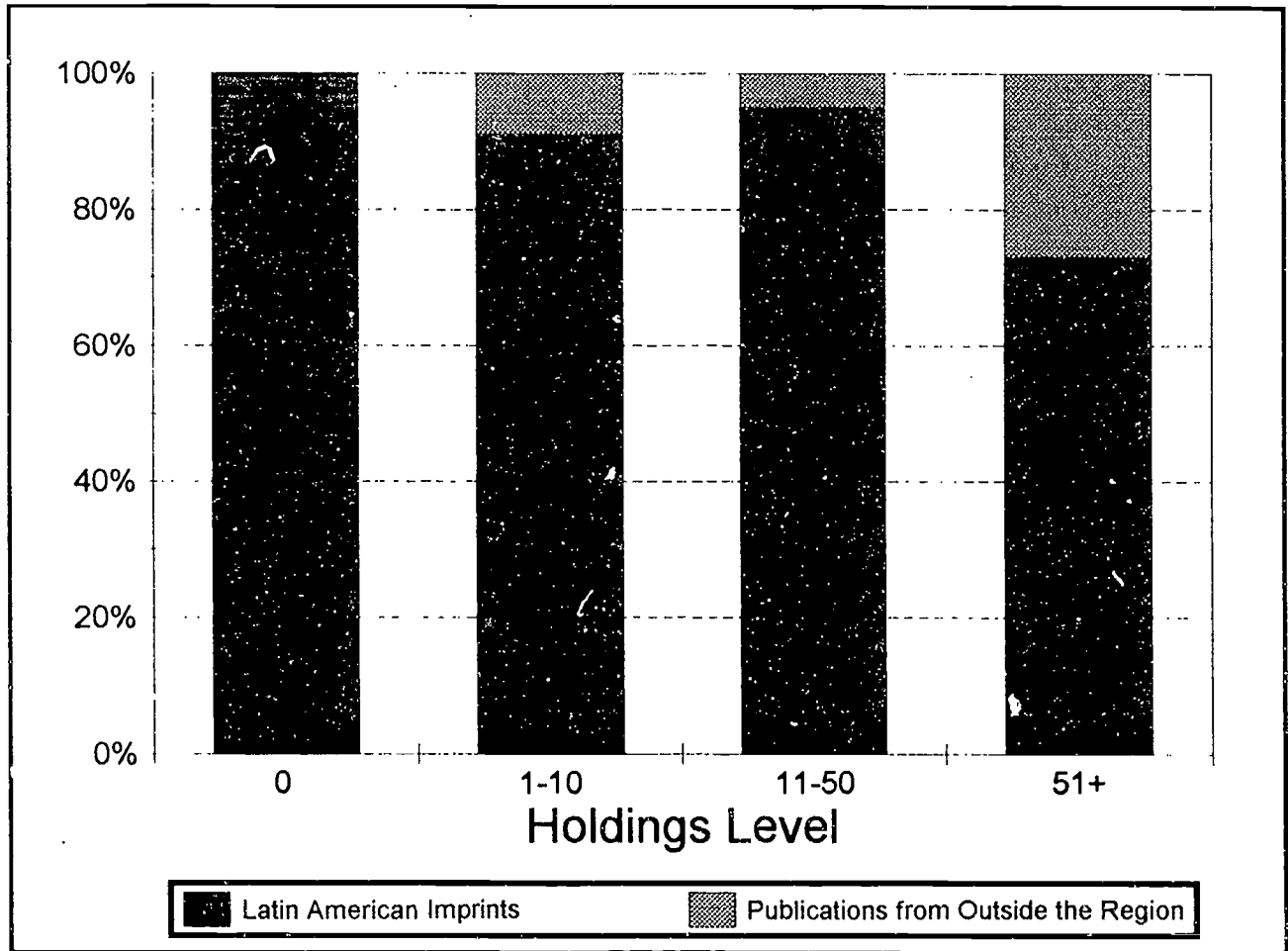


Figure 5: Latin Americanist Holdings.
 Distribution of Each Sample Combination of Place of Publication and
 Format, Across Holdings Levels

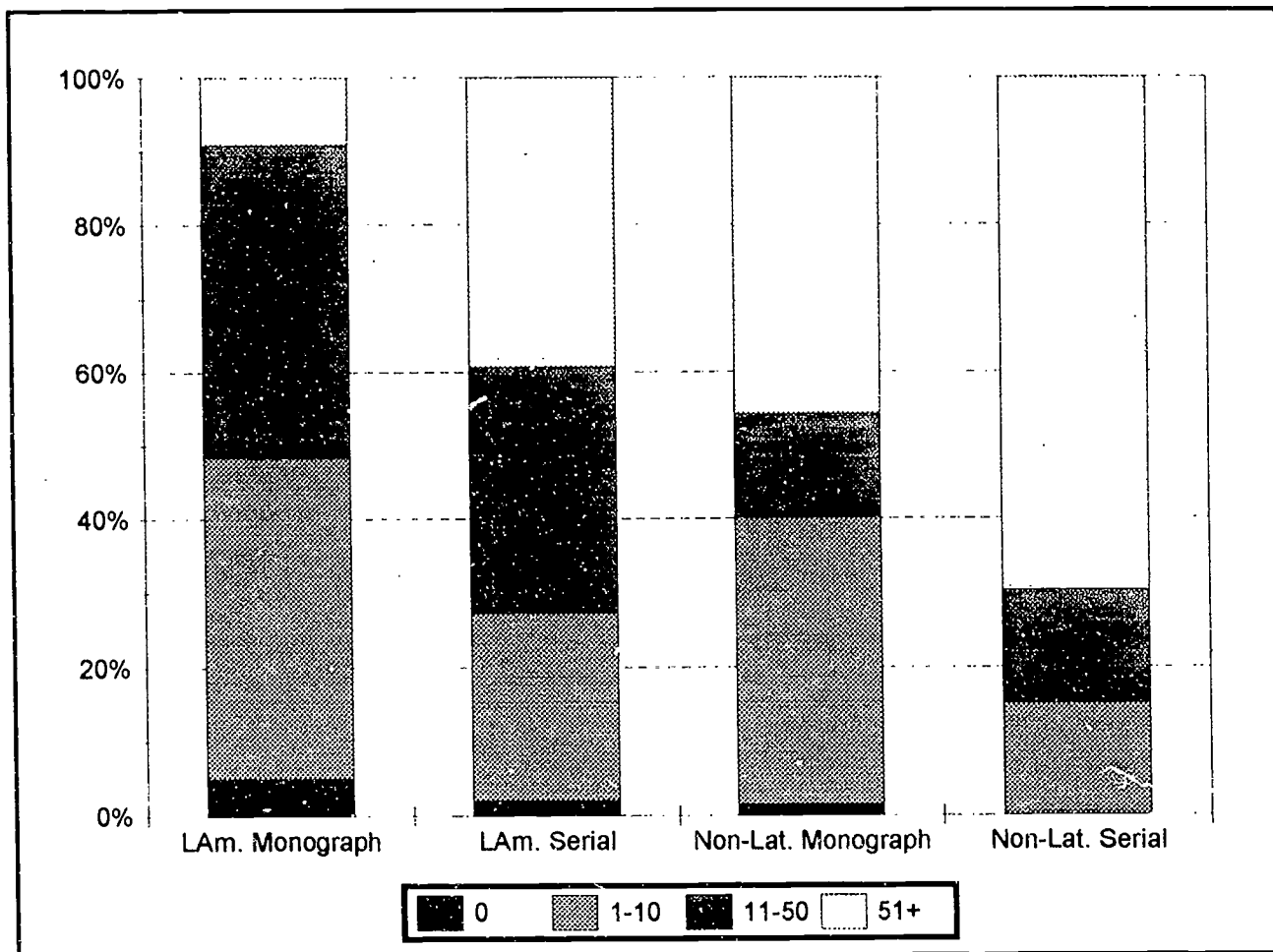


Figure 6: Latin Americanist Holdings.
 Distribution of Sample for Each Combination of Place of Publication and
 Format, within Each Holdings Level

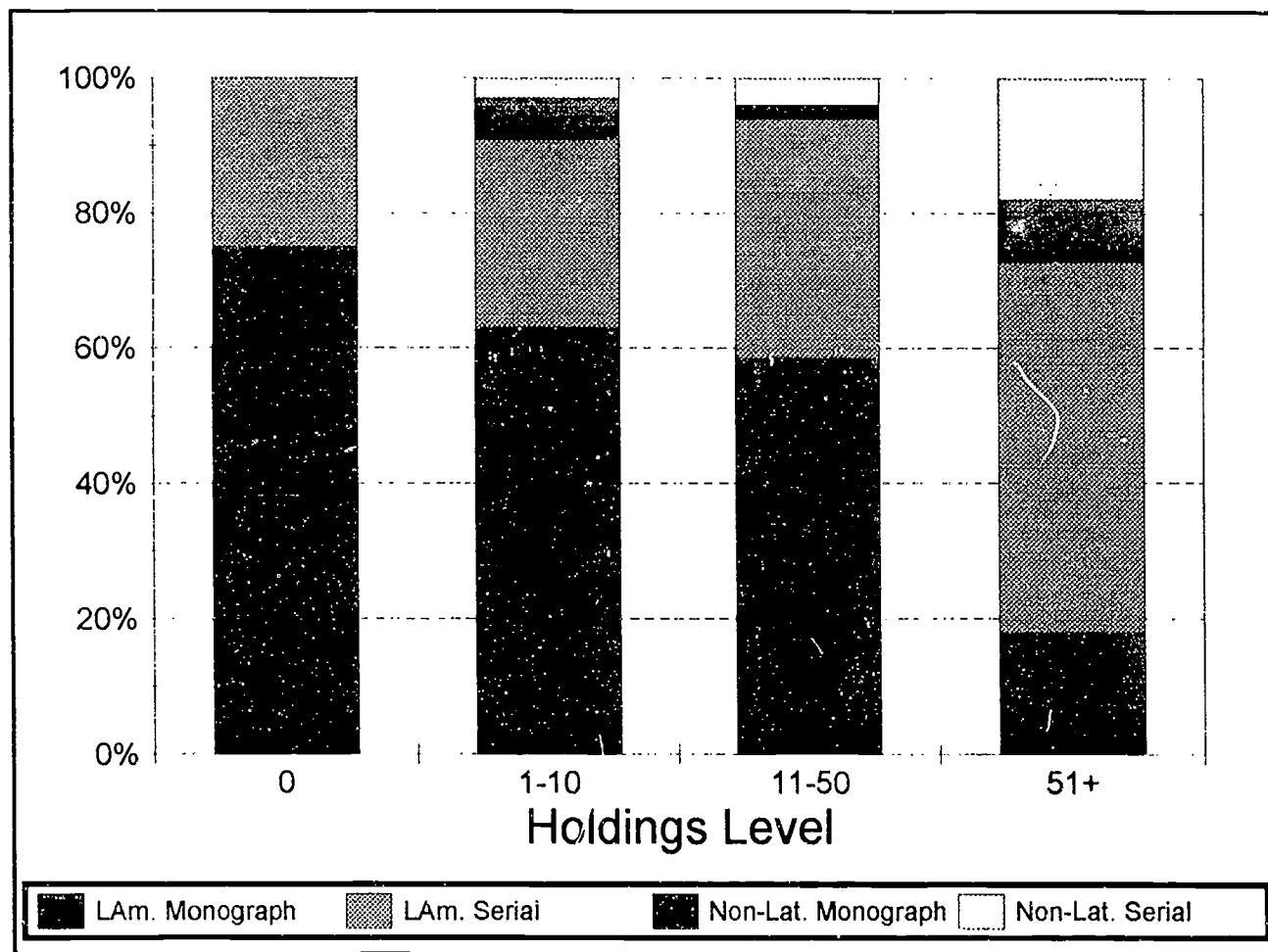
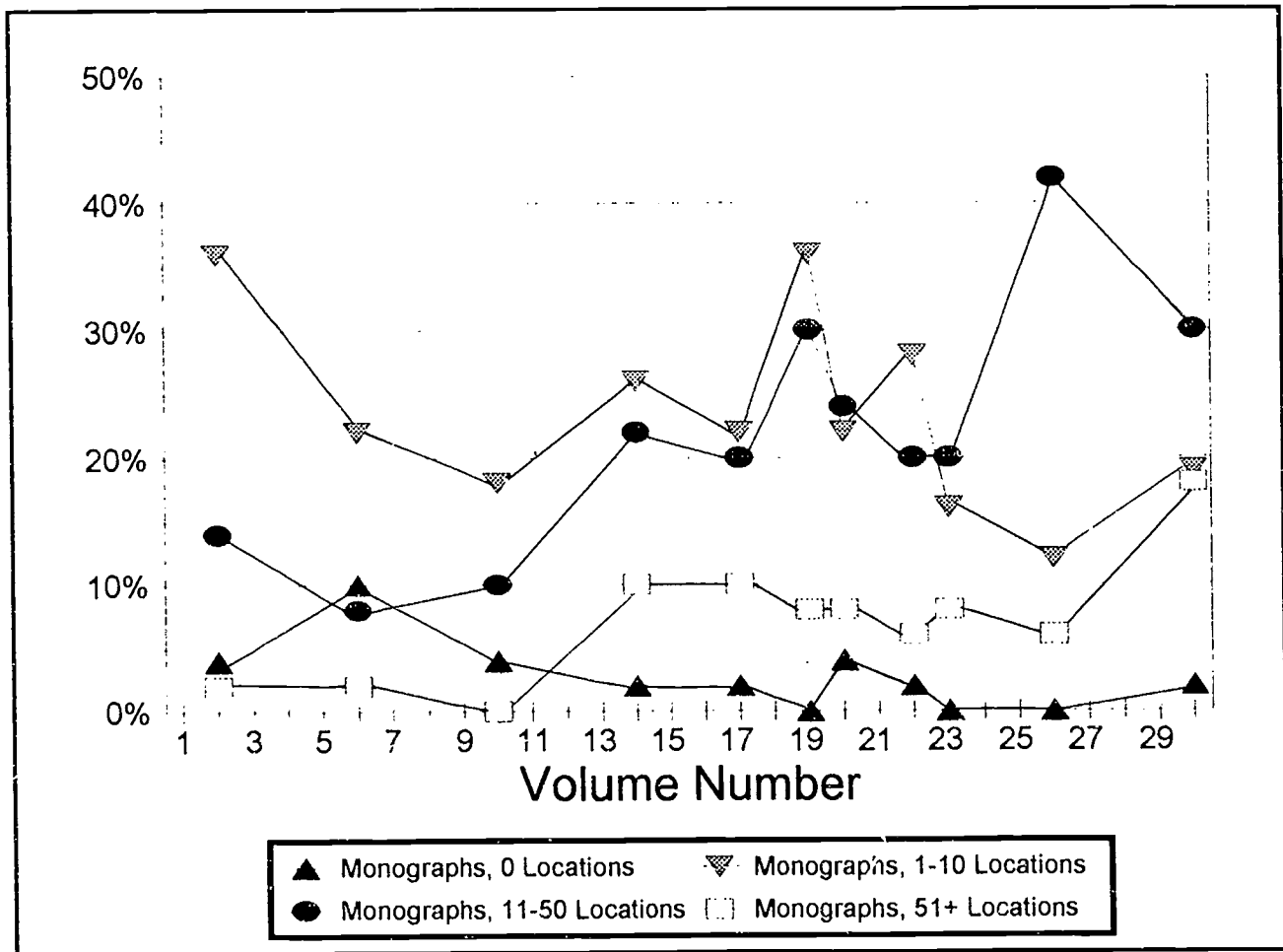
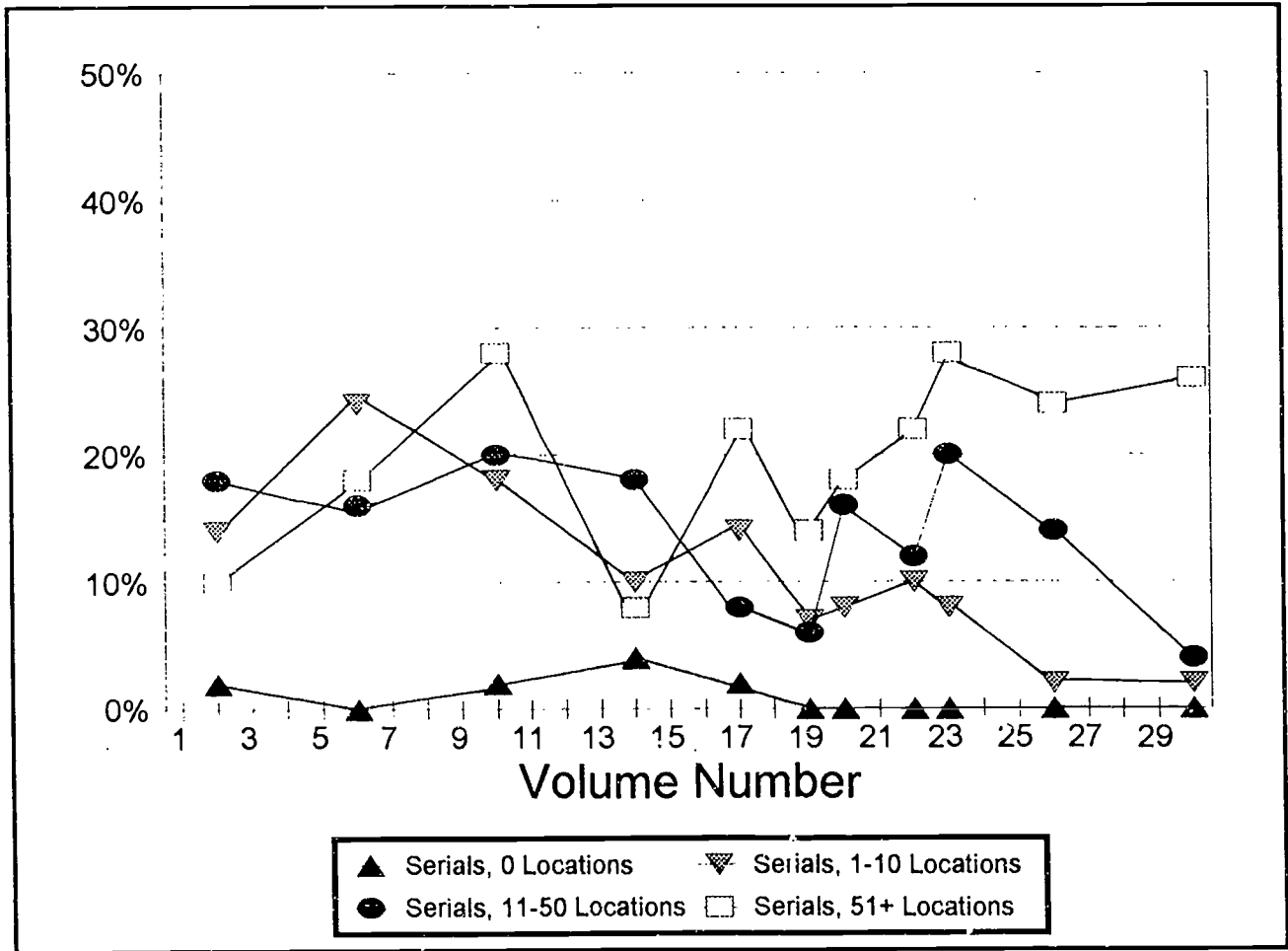


Figure 7a: Latin Americanist Holdings.
 Distribution of Sample Monographs, by Breadth of Holdings,
 as a Proportion of the Entire Sample from Each *Handbook* Volume†



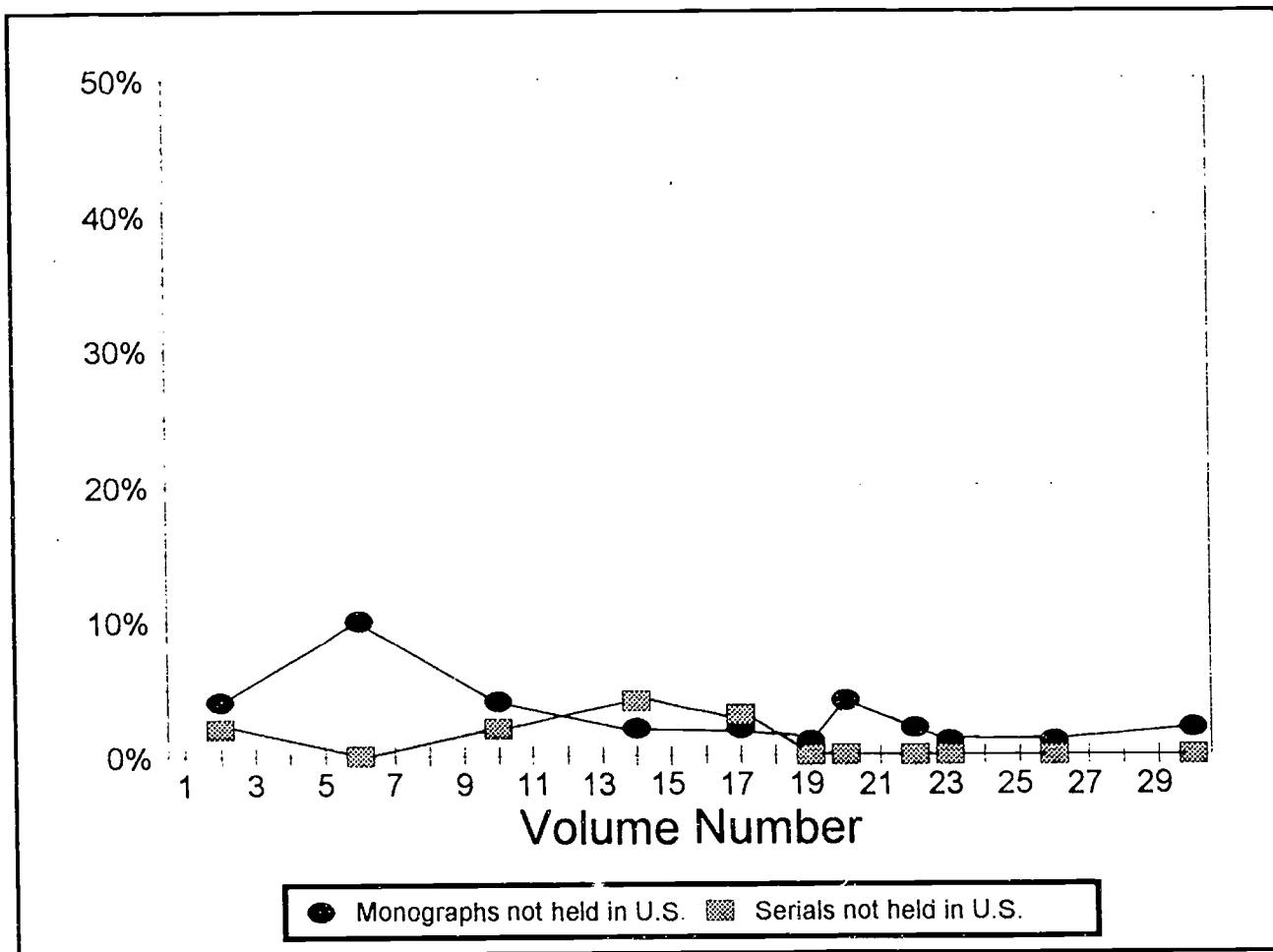
*A: Monograph Titles Not Held in the U.S.
 *B: Monograph Titles Held at 1-10 Locations
 *C: Monograph Titles Held at 11-50 Locations
 *D: Monograph Titles Held at 51+ Locations
 †Refer to footnote 10 on page 38.

Figure 7b: Latin Americanist Holdings.
 Distribution of Sample Serials, by Breadth of Holdings,
 as a Proportion of the Entire Sample from Each *Handbook* Volume†



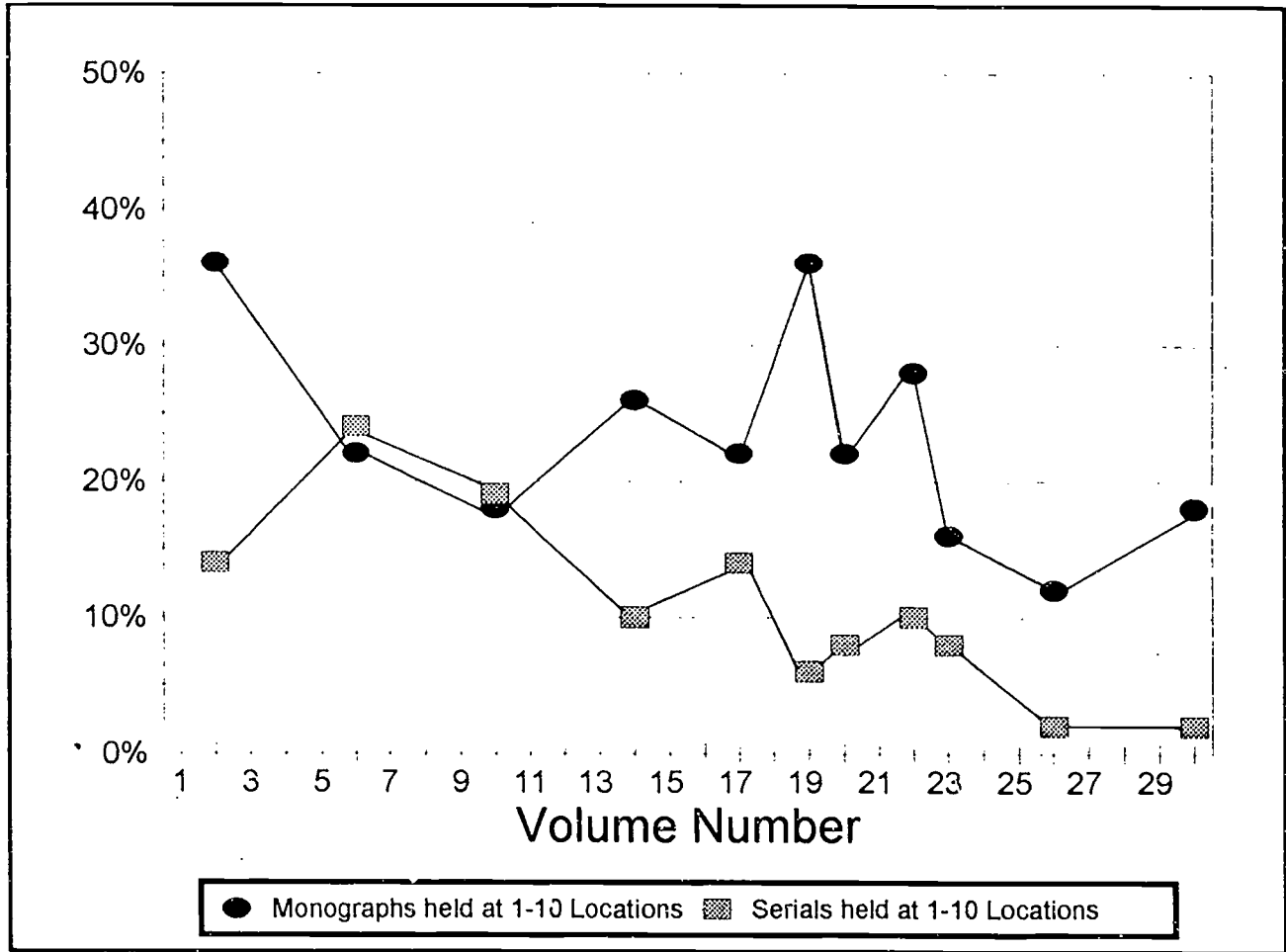
*A: Serial Titles Not Held in the U.S.
 *B: Serial Titles Held at 1-10 Locations
 *C: Serial Titles Held at 11-50 Locations
 *D: Serial Titles Held at 51+ Locations
 † Refer to footnote 10 on page 38.

Figure 8: Latin Americanist Holdings.
 Distribution of Sample Monographs and Serials Not Held in the
 United States as a Proportion of the Entire Sample from Each *Handbook* Volume†



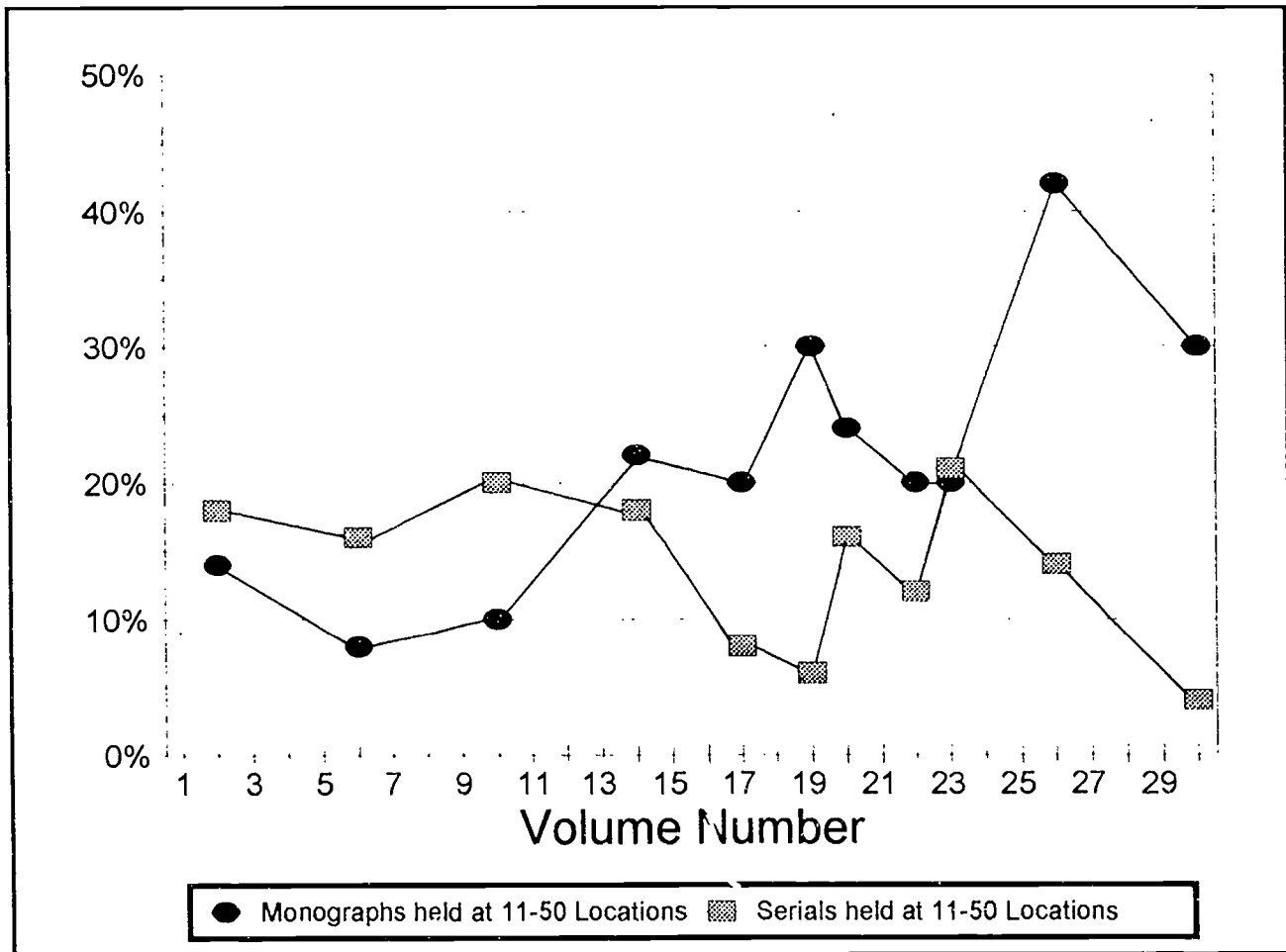
†Refer to footnote 10 on page 38.

Figure 9: Latin Americanist Holdings.
 Distribution of Sample Monographs and Serials Held at 1-10 Locations
 as a Proportion of the Entire Sample from Each *Handbook* Volume†



†Refer to footnote 10 on page 38.

Figure 10: Latin Americanist Holdings.
 Distribution of Sample Monographs and Serials Held at 11-50 Locations
 as a Proportion of the Entire Sample from Each *Handbook* Volume†



†Refer to footnote 10 on page 38.

Figure 11: Latin Americanist Holdings.
 Distribution of Sample Monographs and Serials Held at 51+ Locations
 as a Proportion of the Entire Sample from Each *Handbook* Volume

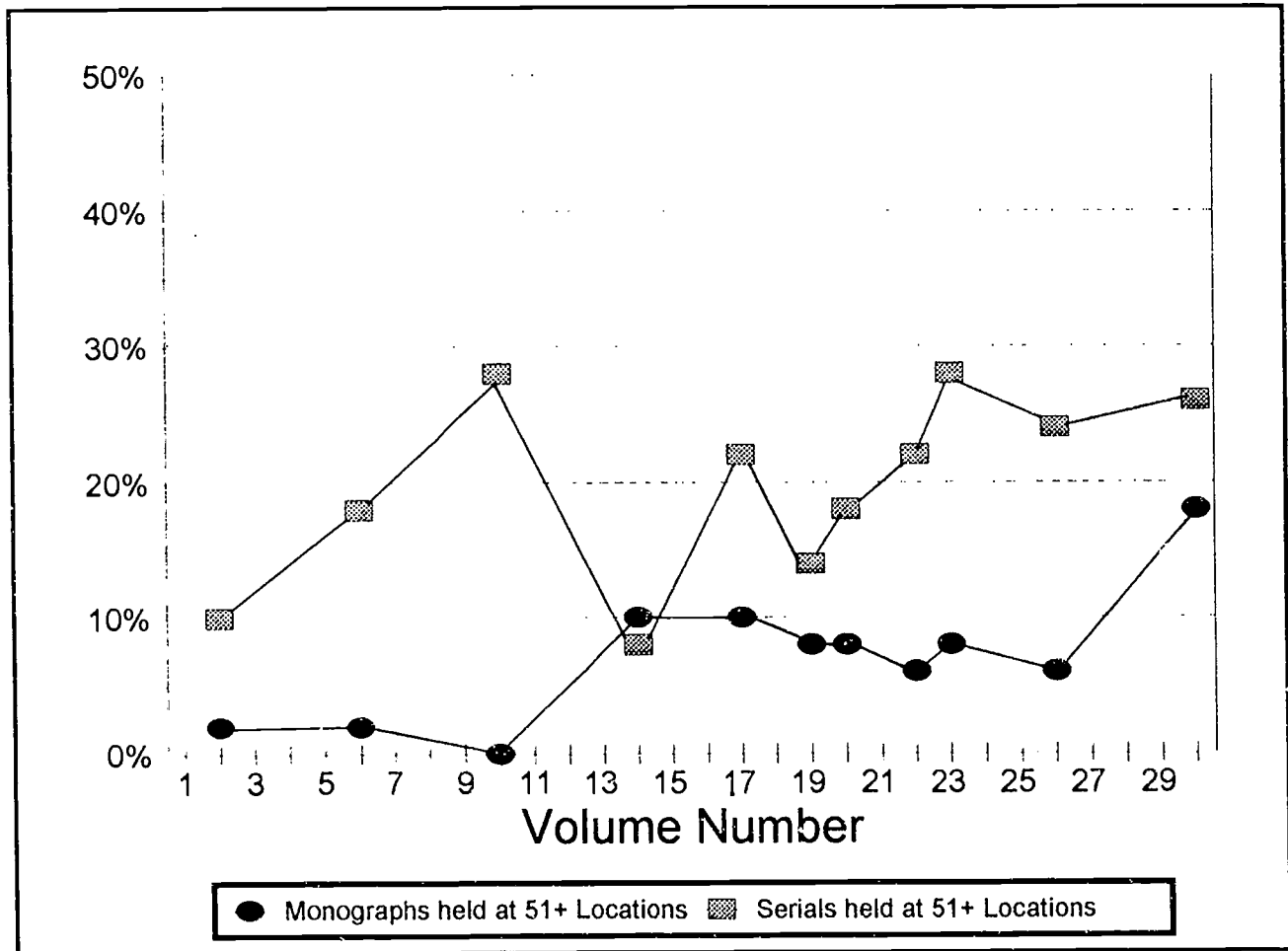


Figure 12: Latin Americanist Holdings.
 Distribution of the Entire Sample by Breadth of Holdings, by *Handbook* Volume

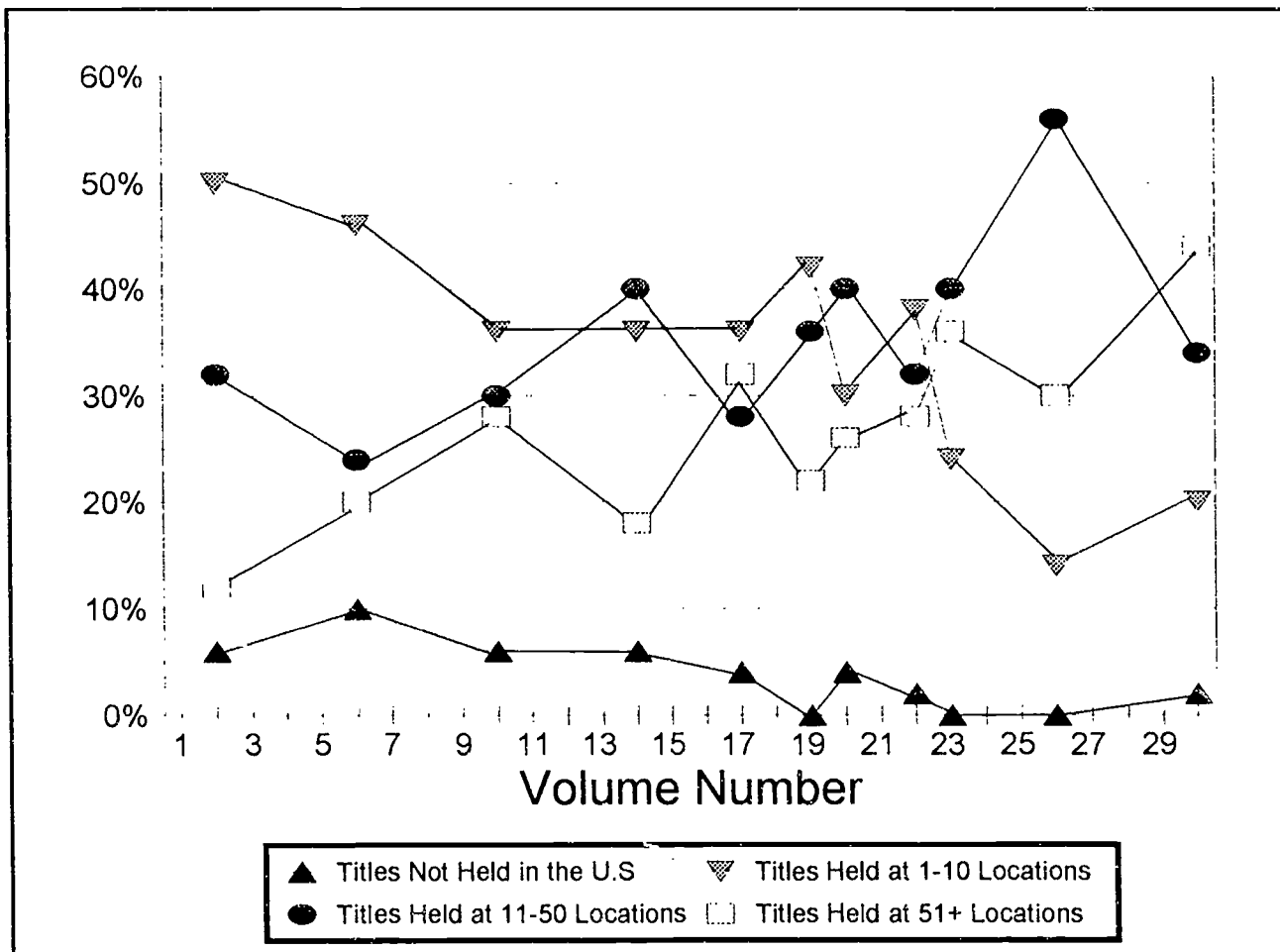
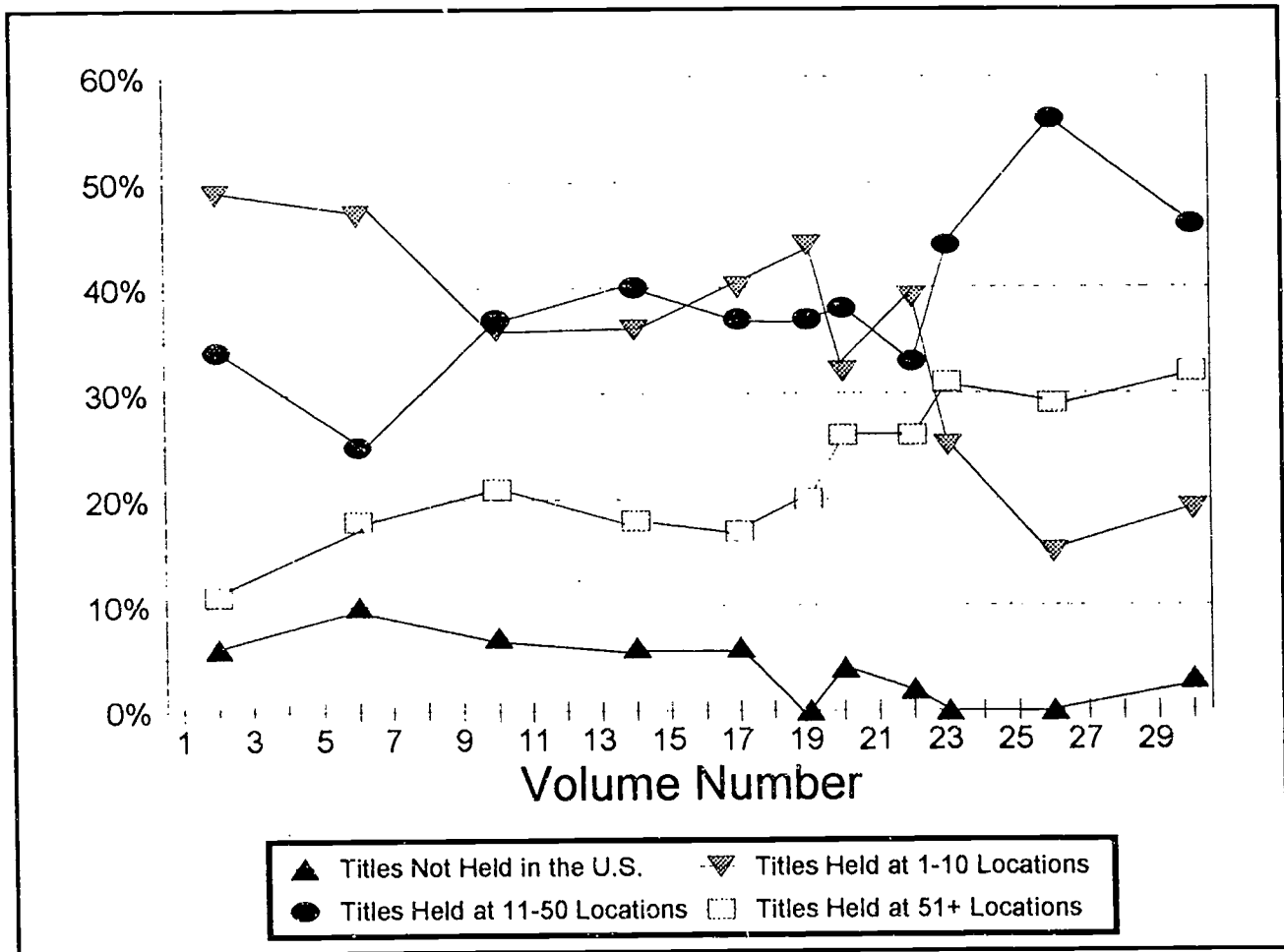


Figure 13: Latin Americanist Holdings.
 Distribution of Latin American Imprints by Breadth of Holdings as a Proportion of
 All Latin American Imprints in Each *Handbook* Volume†



†Refer to footnote 10 on page 38.

Figure 14: Latin Americanist Holdings.
 Distribution of All Sample Monographs by Holdings Level, as a Proportion of
 the Monograph Sample from Each *Handbook* Volume

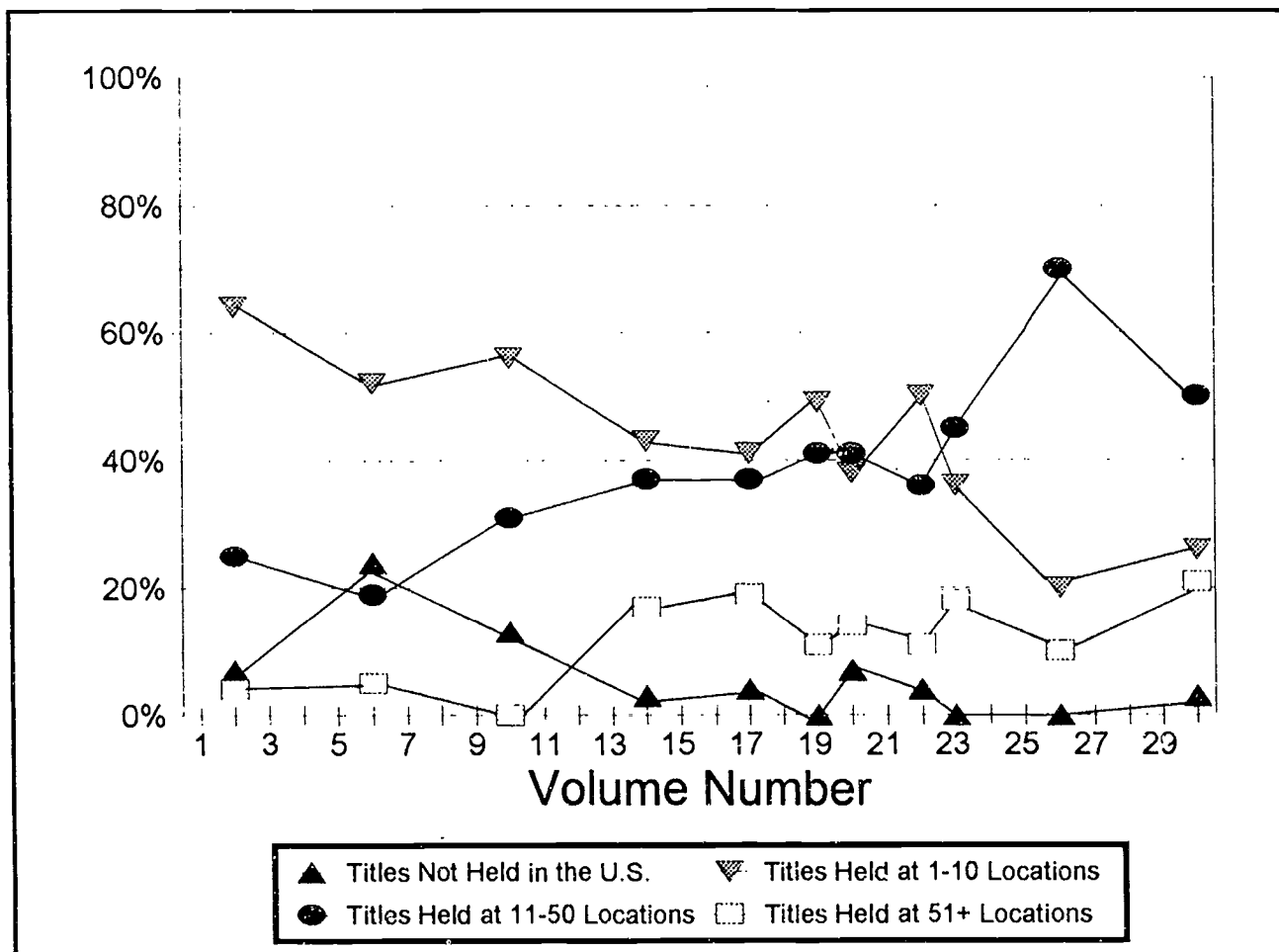
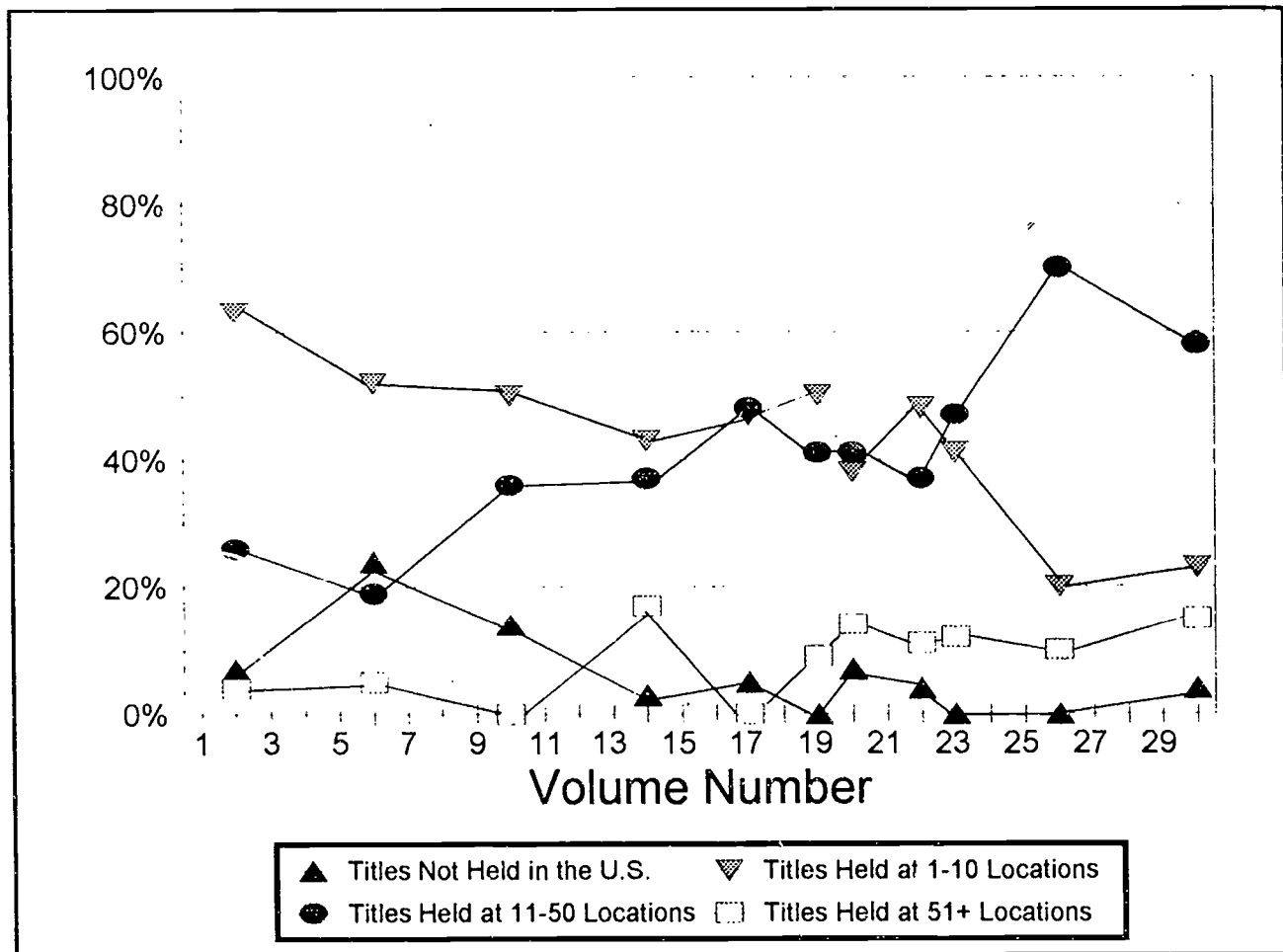
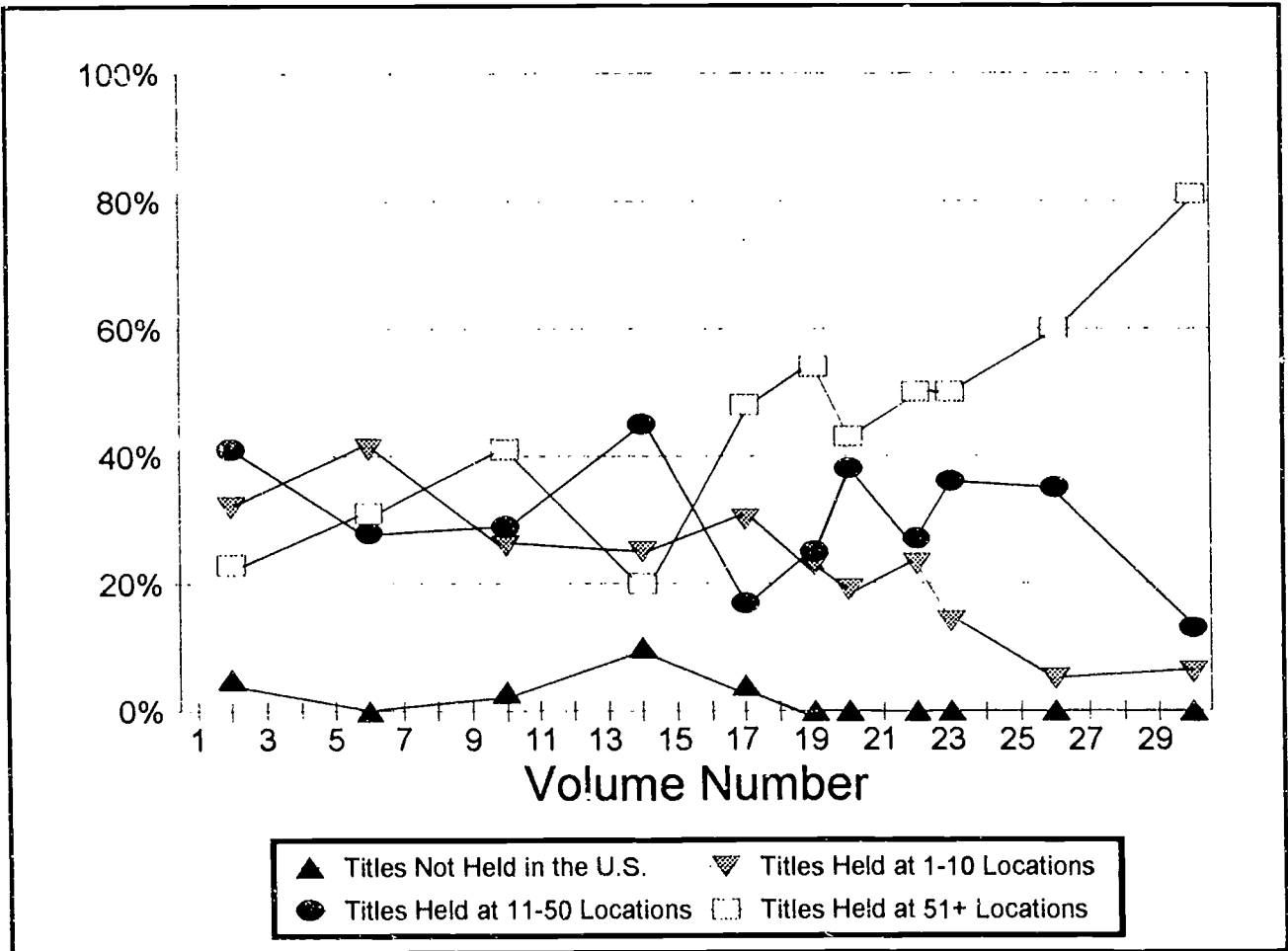


Figure 15: Latin Americanist Holdings.
 Distribution of All Sample Monographs Published within latin America by Holdings Level
 as a Proportion of All Sample Latin American Monographs from Each *Handbook* Volume†



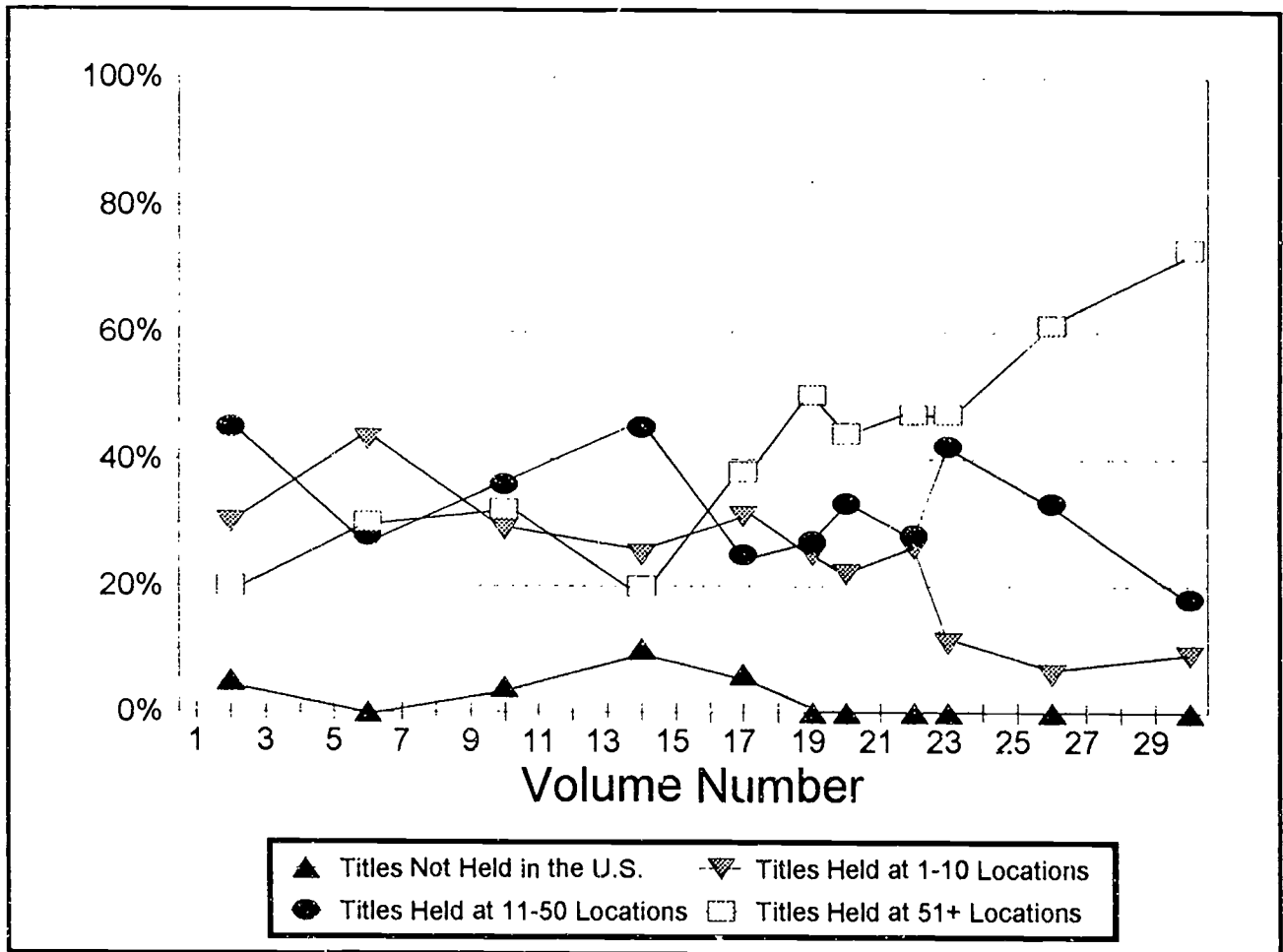
†Refer to footnote 10 on page 38.

Figure 16: Latin Americanist Holdings.
 Distribution of All Sample Serials by Holdings Level
 as a Proportion of the Serial Sample from Each *Handbook* Volume†



†Refer to footnote 10 on page 38.

Figure 17: Latin Americanist Holdings.
 Distribution of All Sample Serials Published within Latin America by Holdings Level
 as a Proportion of All Sample Latin American Serials from Each *Handbook* Volume†



†Refer to footnote 10 on page 38.

Figure 18: Bibliographic Control: Monographs.
 Type of Bibliographic Control, by Handbook Volume, for the Entire Monographic Sample

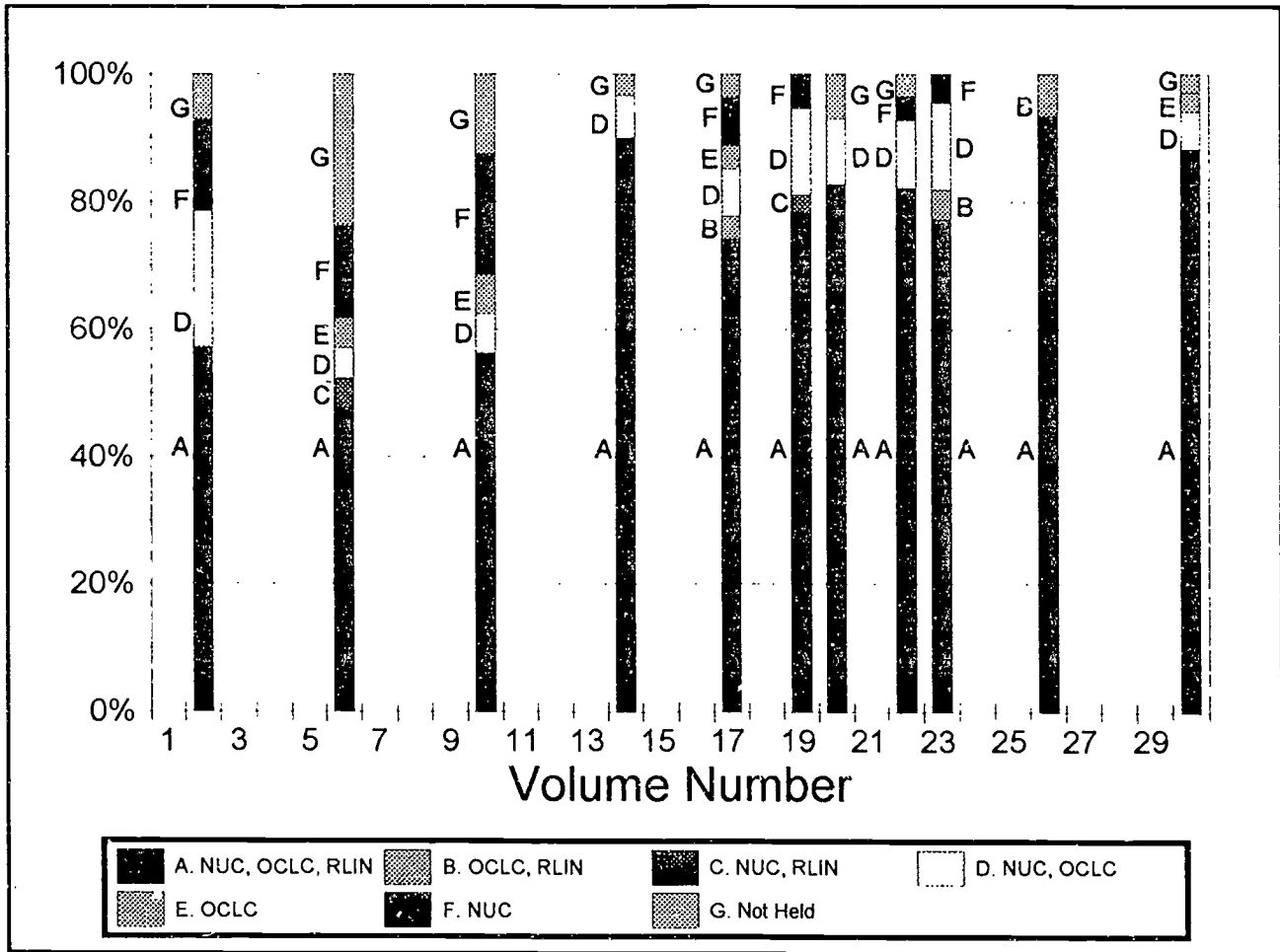


Figure 19: Bibliographic Control: Monographs.
 Type of Bibliographic Control, by *Handbook* Volume, for the Entire Monographic Sample
 Exclusive of Titles Not Held in the United States

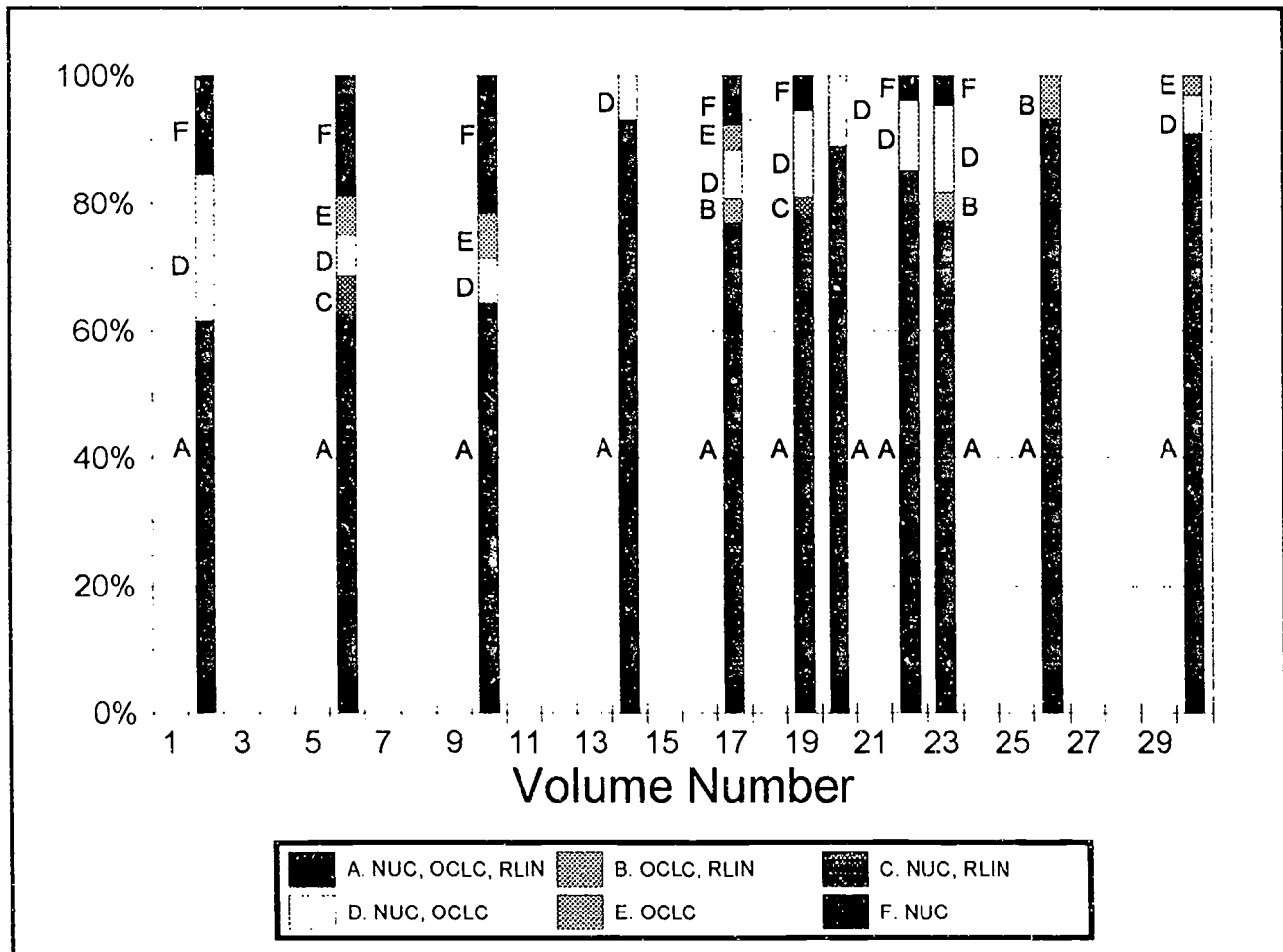


Figure 20: Bibliographic Control: Monographs.
 Type of Bibliographic Control, by *Handbook* Volume, for All Latin American Monographs
 Held in the United States


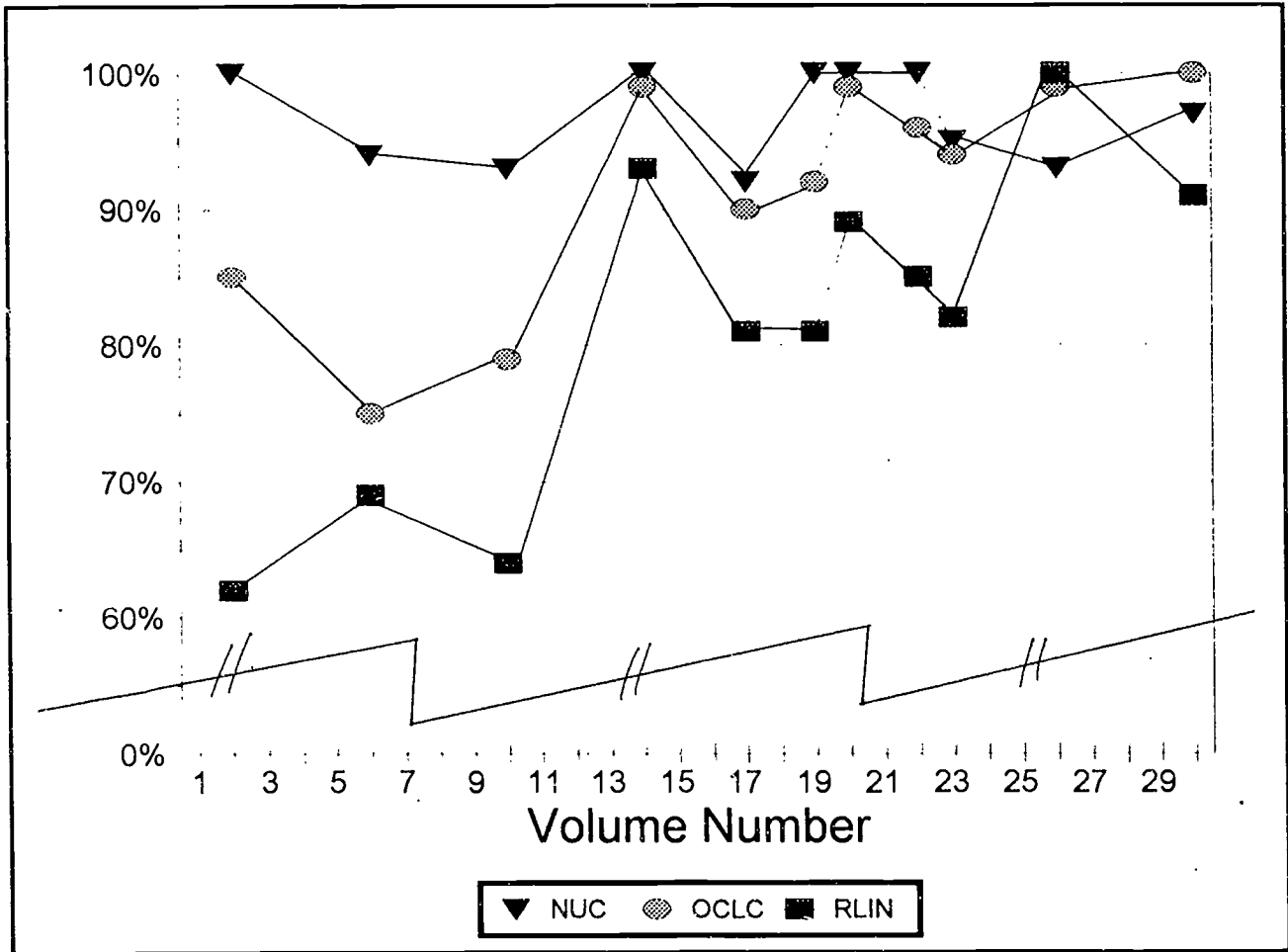


Figure 21: Bibliographic Control: Monographs.
 Proportion of the Entire Monographic Sample Represented in Each Major Bibliographic
 Source, by Handbook Volume, Exclusive of Titles Not Held in the United States†



†Refer to footnote 10 on page 38.

Figure 22: Bibliographic Control: Serials.
 Type of Bibliographic Control, by *Handbook* Volume, for the Entire Serial Sample

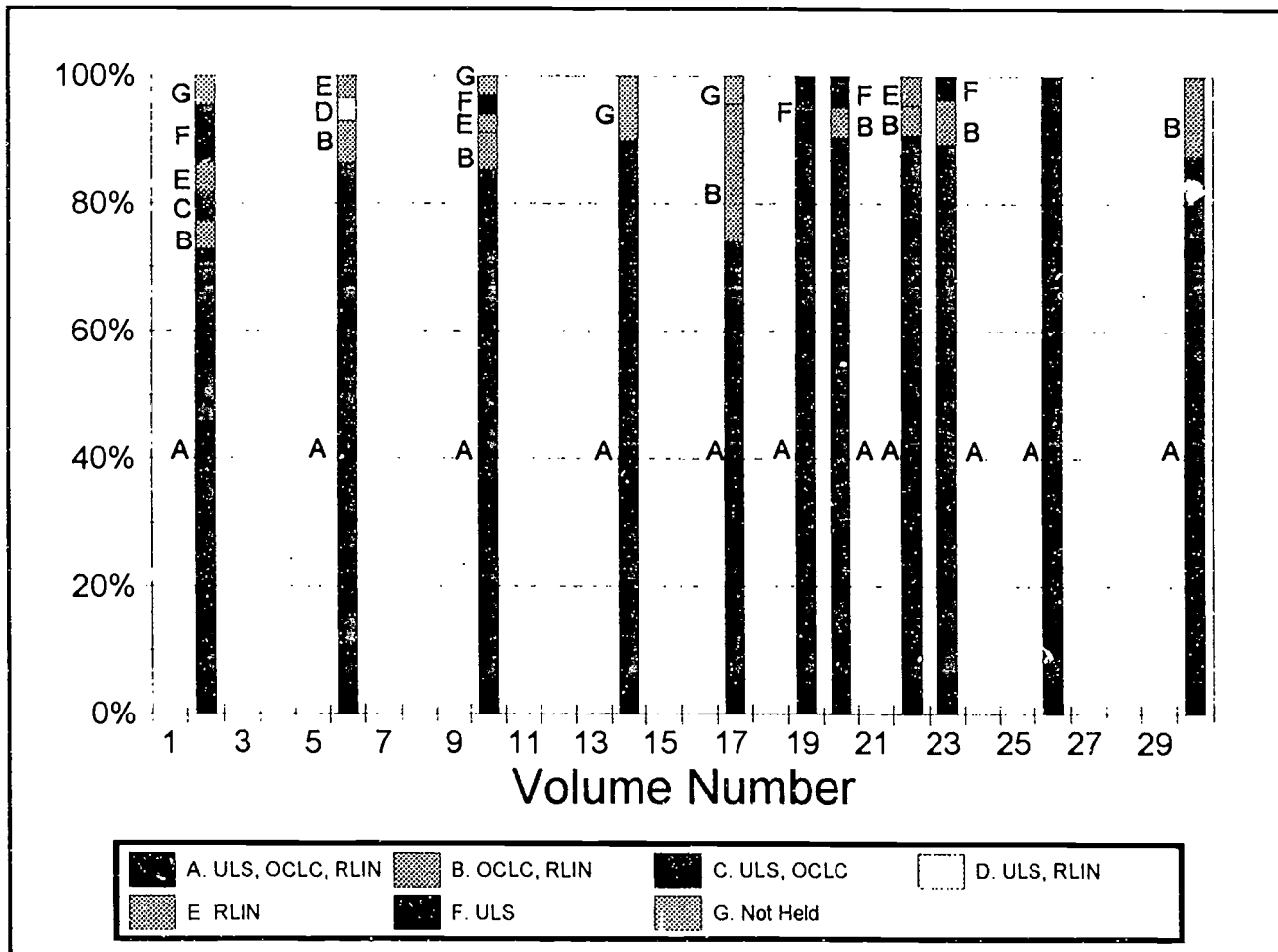


Figure 23: Bibliographic Control: Serials.
 Type of Bibliographic Control, by *Handbook* Volume, for the Entire Serial Sample
 Exclusive of Titles Not Held in the United States

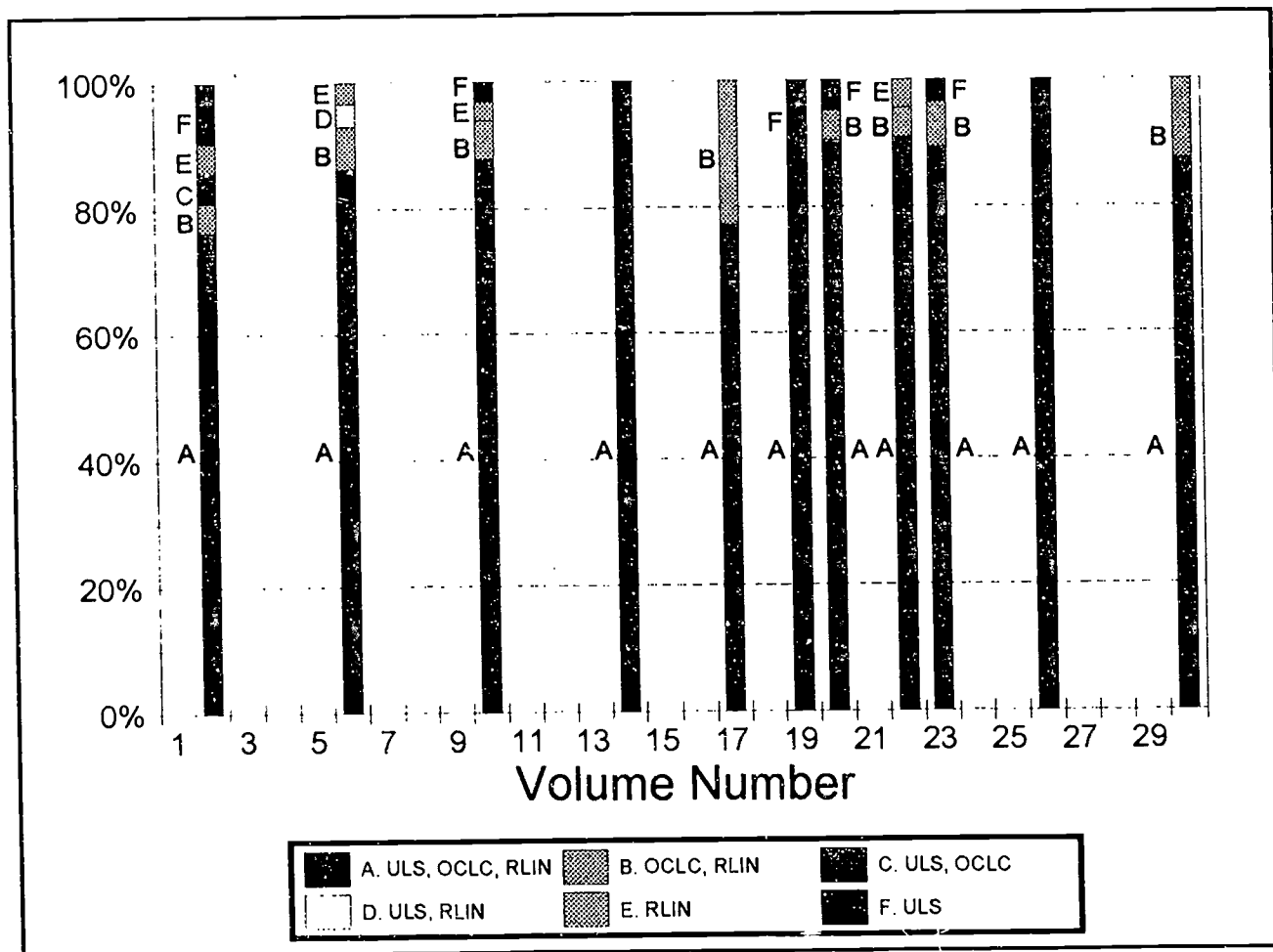


Figure 24: Bibliographic Control: Serials.
 Type of Bibliographic Control, by Handbook Volume, for All Latin American Serials
 Held in the United States

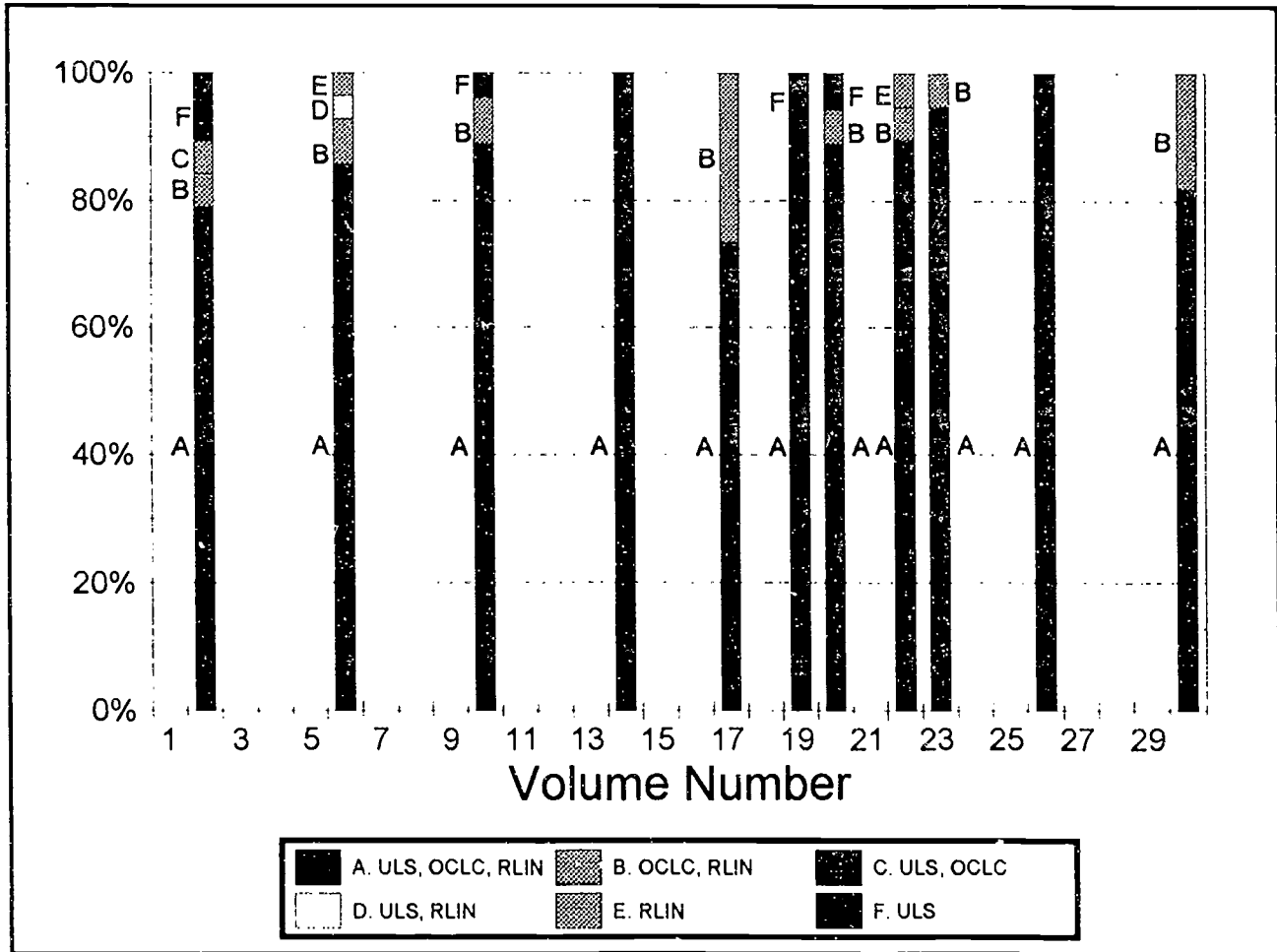
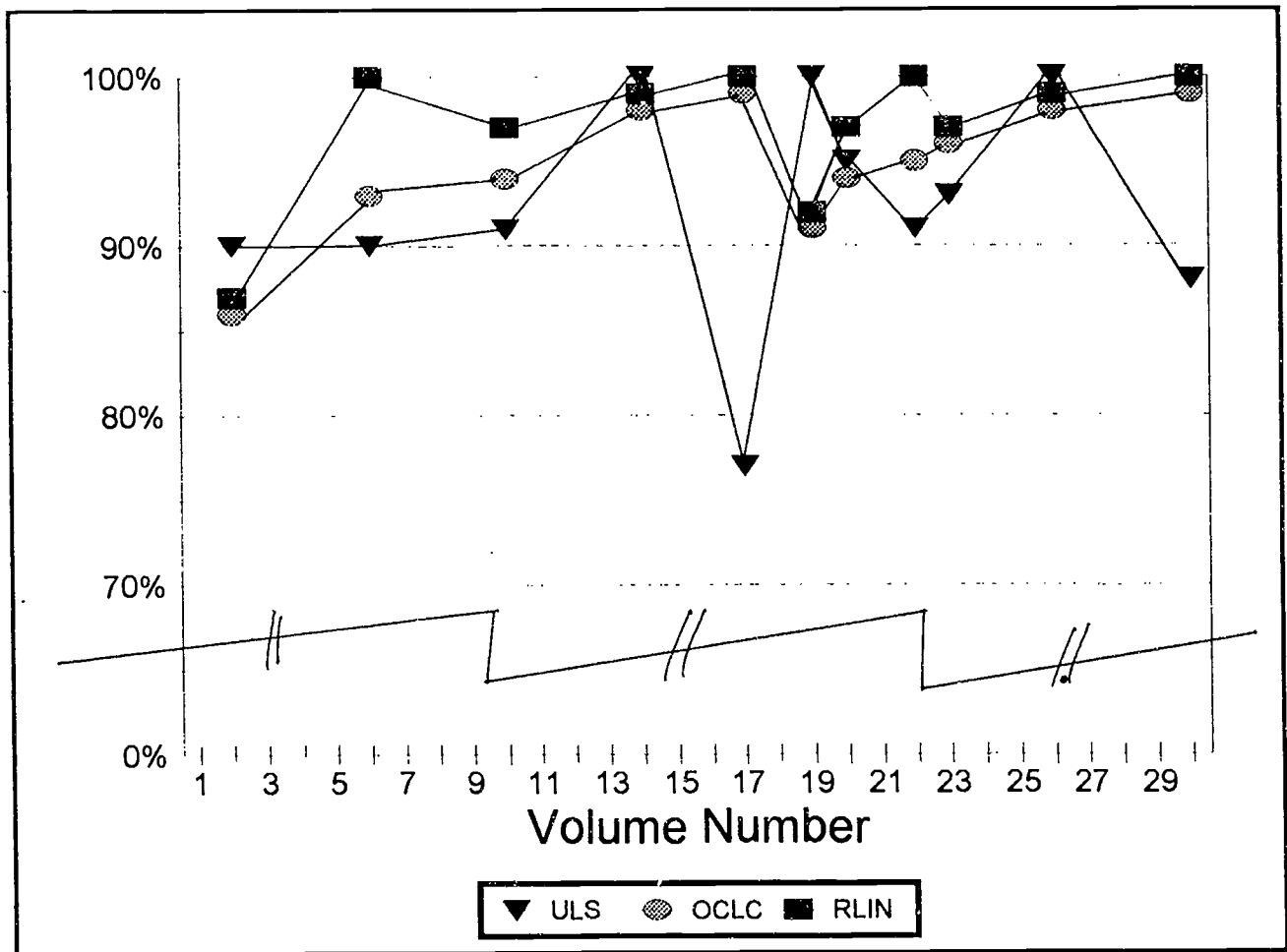
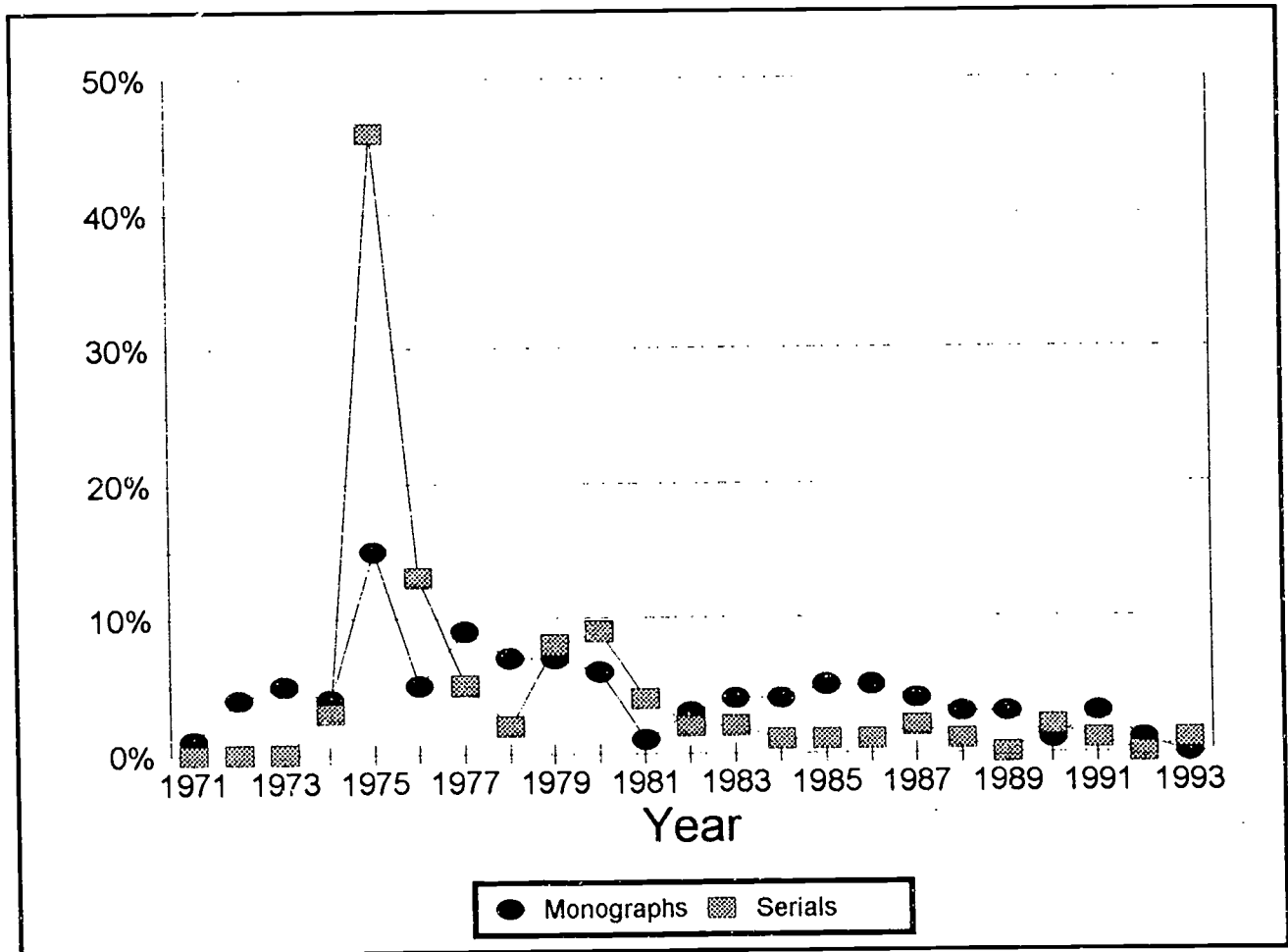


Figure 25: Bibliographic Control: Serials.
 Proportion of the Entire Serial Sample Represented in Each major Bibliographic Source,
 By Handbook Volume, Exclusive of Titles Not Held in the United States†



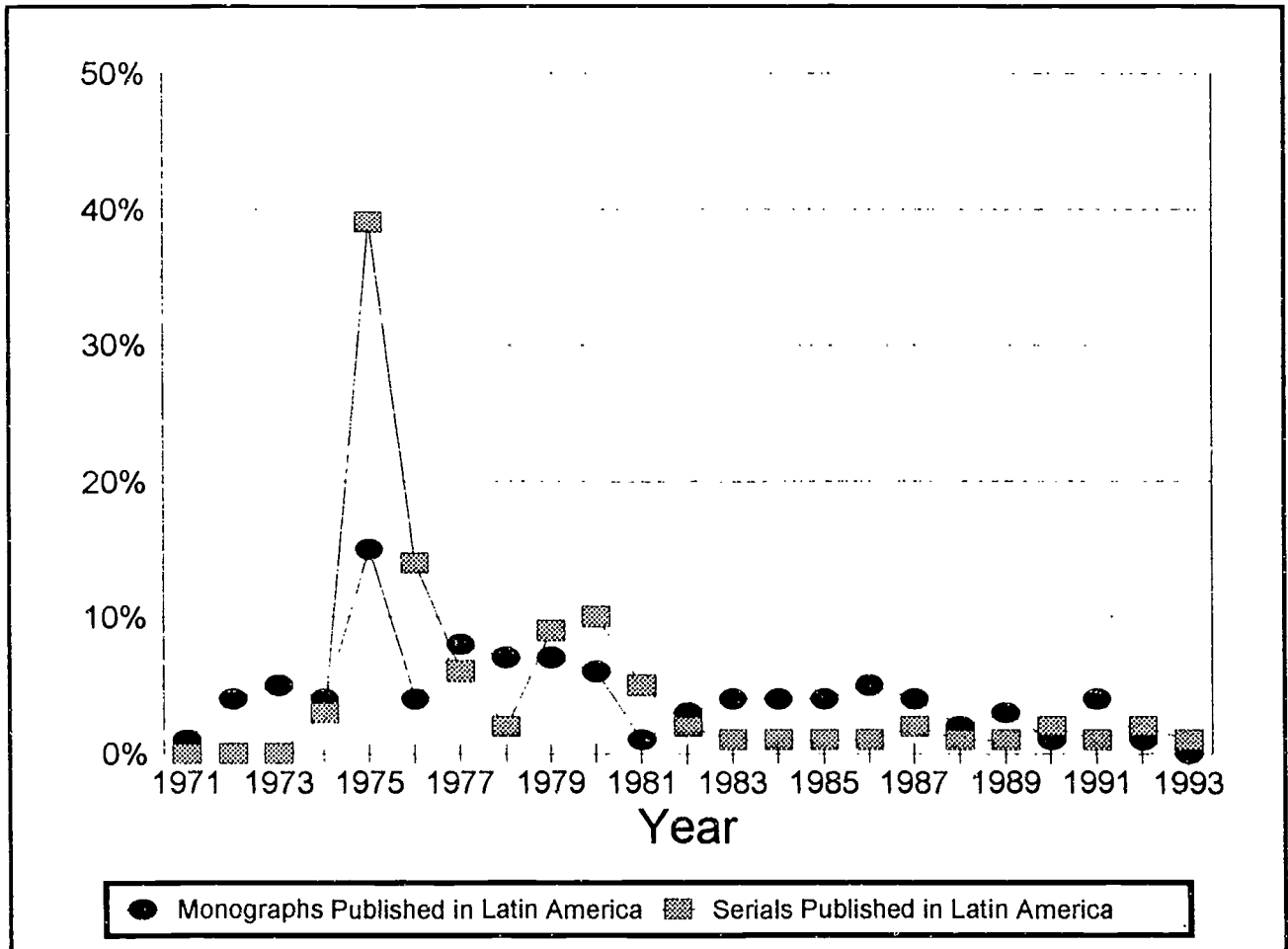
†Refer to footnote 10 on page 38.

Figure 26: Bibliographic Control.
 Distribution of OCLC Record Creation Dates for All Monographs and Serials†



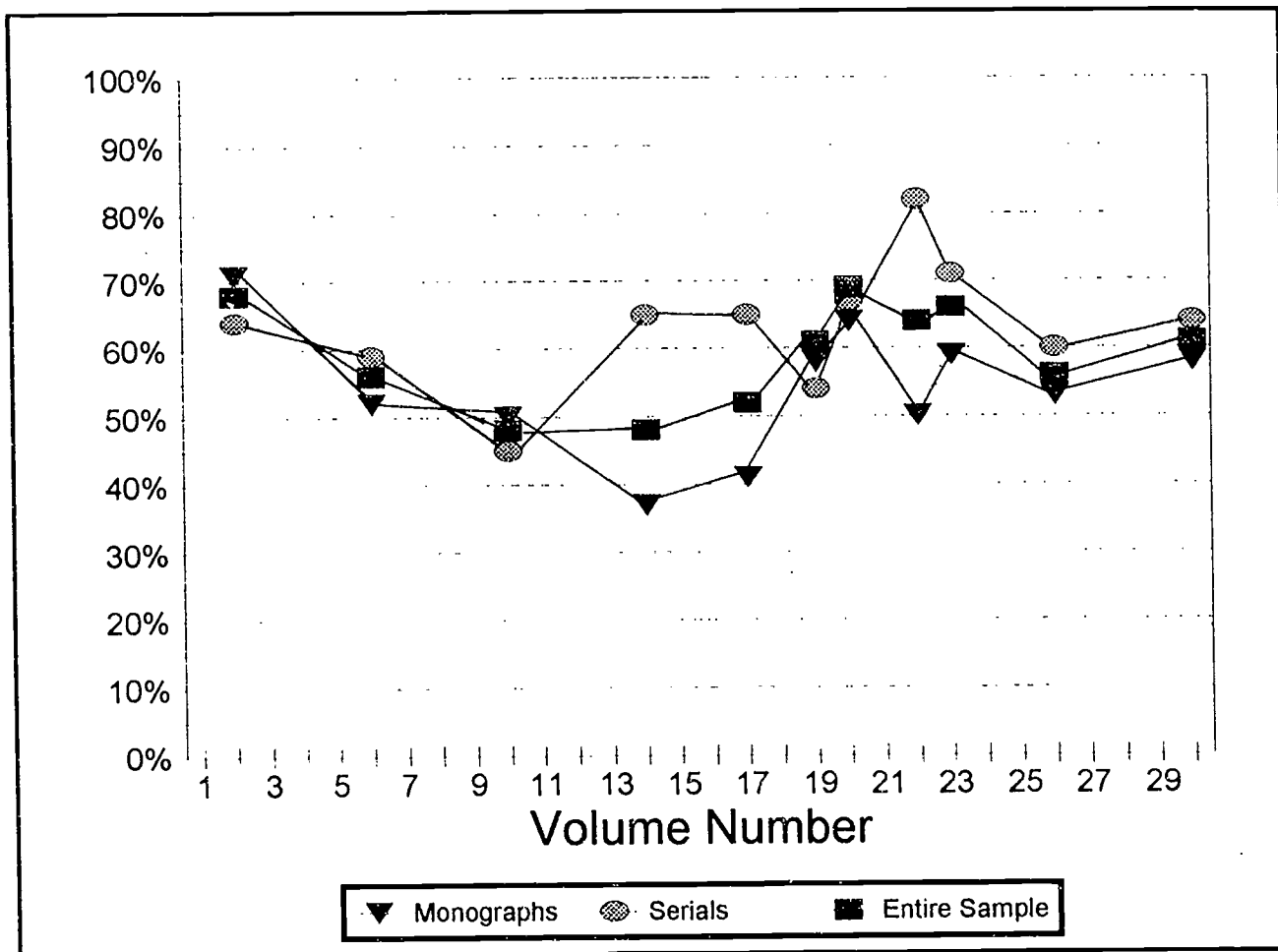
†Refer to footnote 10 on page 38.

Figure 27: Bibliographic Control.
 Distribution of OCLC Record Creation Dates for Monographs and Serials
 Published in Latin America†



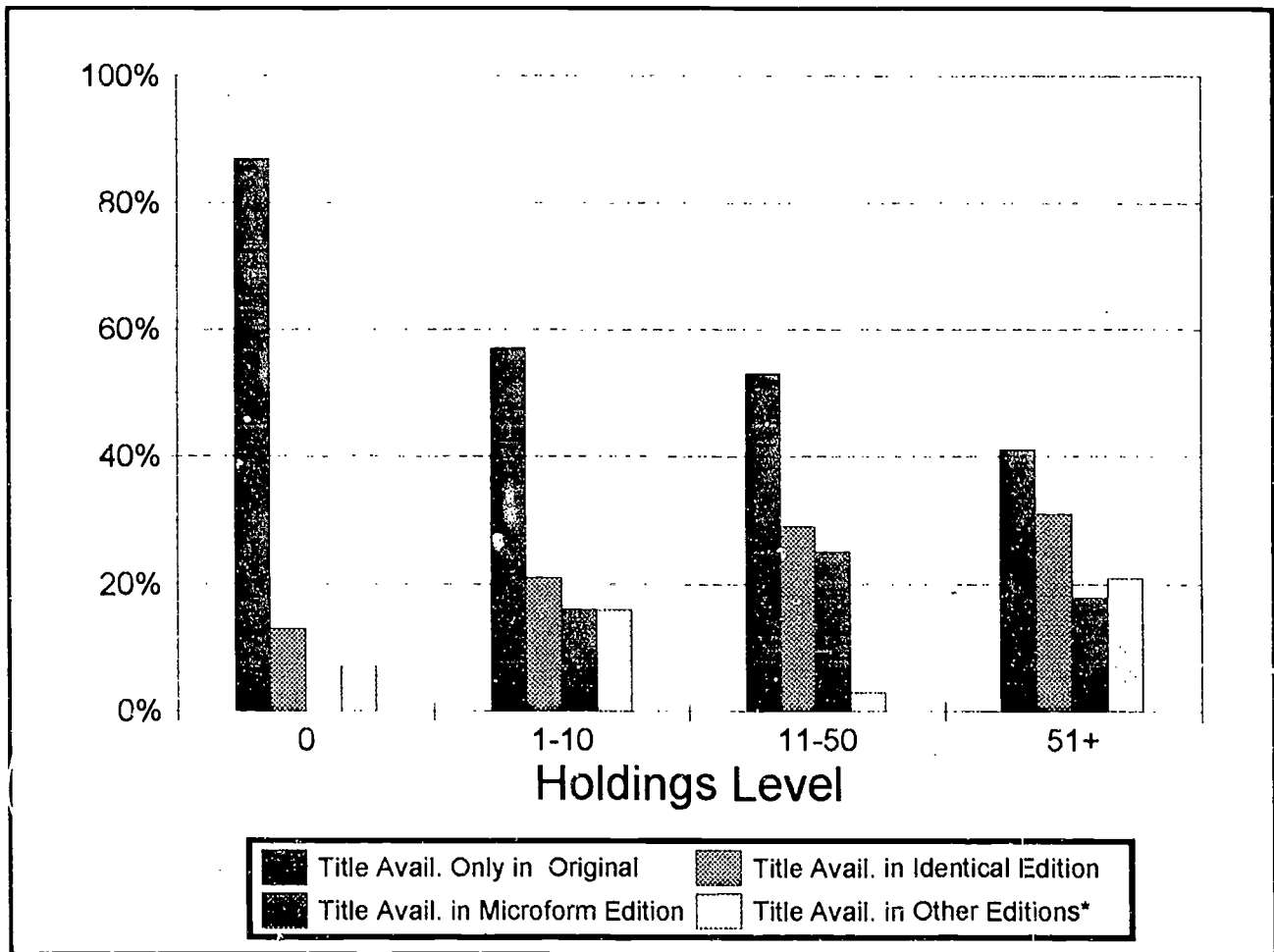
†Refer to footnote 10 on page 38.

Figure 28: Preservation.
 Proportion of Sample Titles Available Only in the Original, By Handbook Volume:
 Monographs, Serials, and Entire Sample†



†Refer to footnote 10 on page 38.

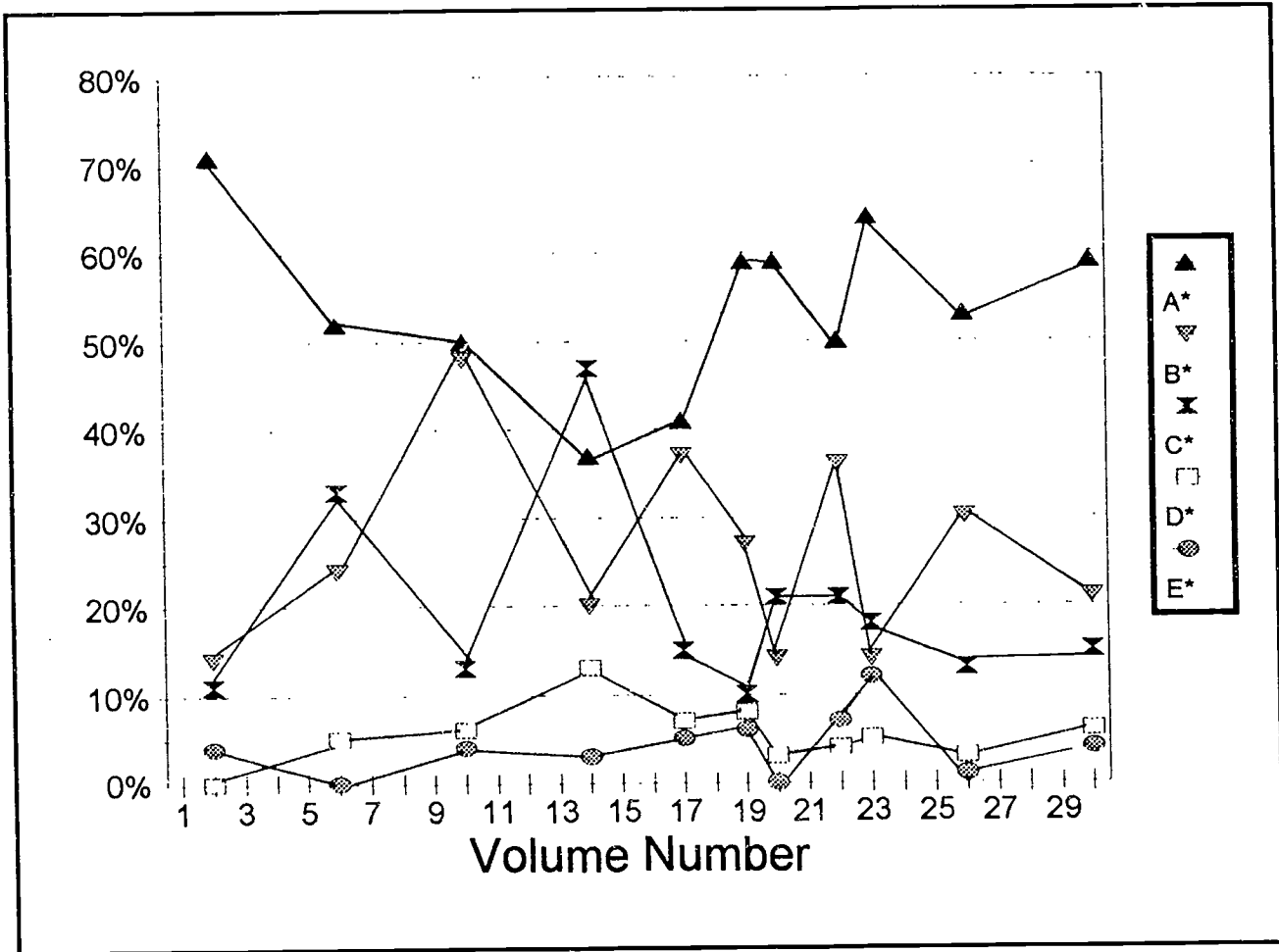
Figure 29: Preservation: Monographs.
 Type of Monographic Preservation by Holdings Level



*Title Available in Other Edition(s):
 -In Translation (or Title is a Translation)
 -In Collected Works
 -In Variant Edition

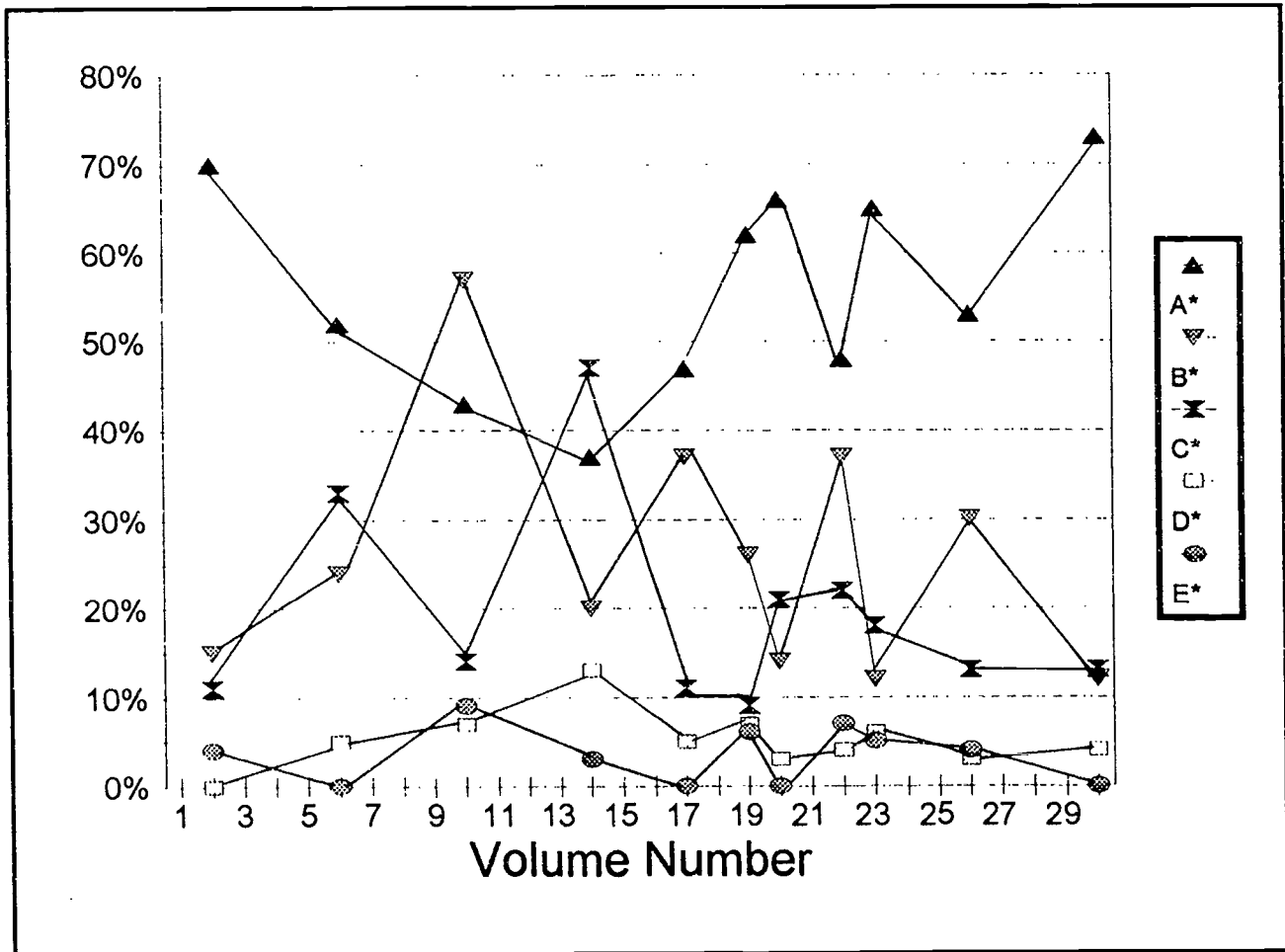
Totals may exceed 100% when a title has been preserved in more than one way, for instance by being microfilmed and also reprinted.

Figure 30: Preservation: Monographs.
 Type of Preservation as a Proportion of the Entire Monograph Sample
 within Each Handbook Volume†



*A: Title Available Only in Original
 *B: Title Available in Identical Edition
 *C: Title Available in Microform Edition
 *D: Title Available in Variant Edition
 *E: Title Available in Other Editions:
 -In Translation (or Title is a Translation)
 -In Collected Works
 † Refer to footnote 10 on page 38.

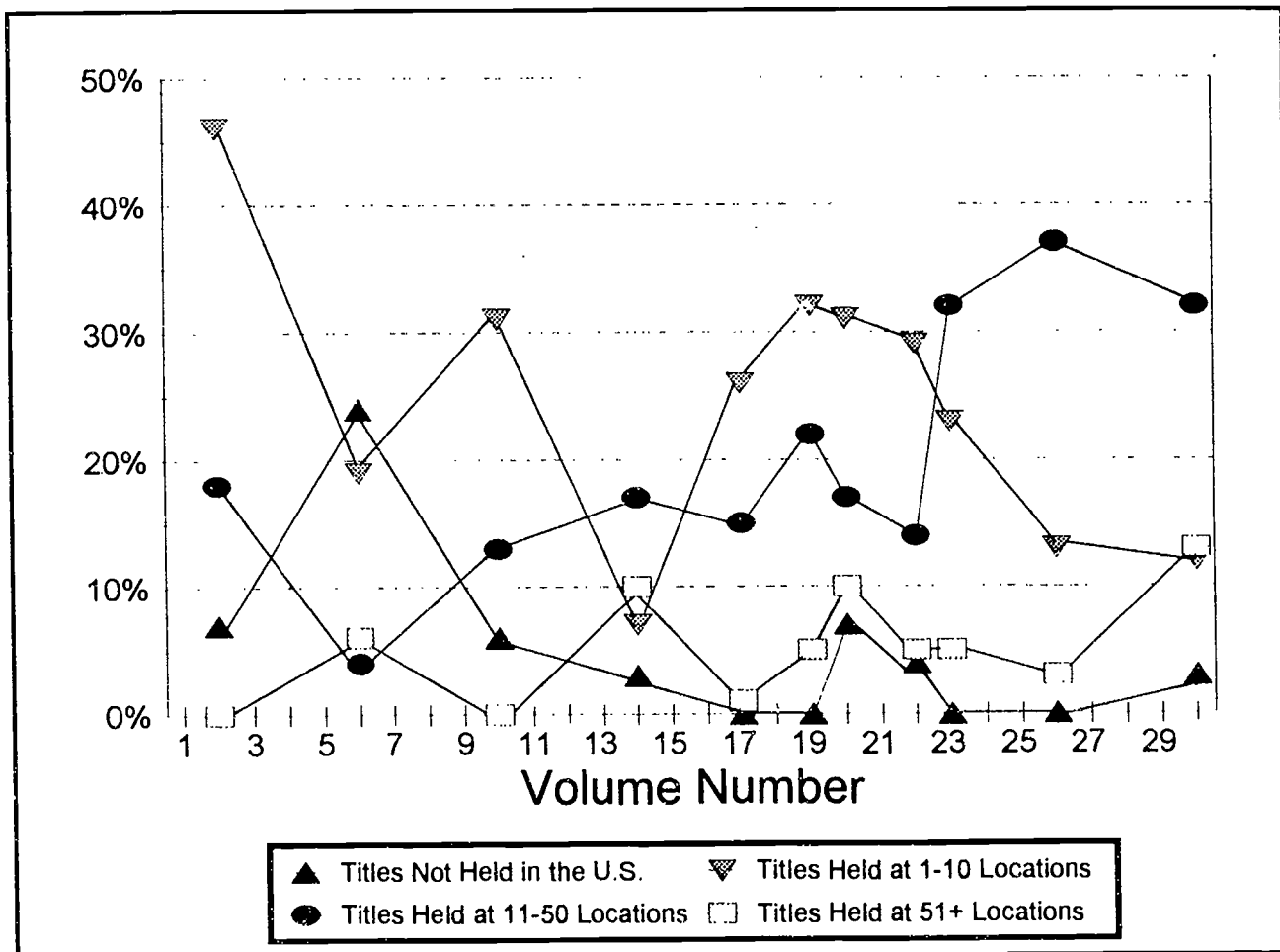
Figure 31: Preservation: Monographs.
 Type of Preservation as a Proportion of All Latin American Monographs
 within Each Handbook Volume†



- *A: Title Available Only in Original
- *B: Title Available in Identical Edition
- *C: Title Available in Microform Edition
- *D: Title Available in Variant Edition
- *E: Title Available in Other Editions
 - In Translation (or Title is a Translation)
 - In Collected Works

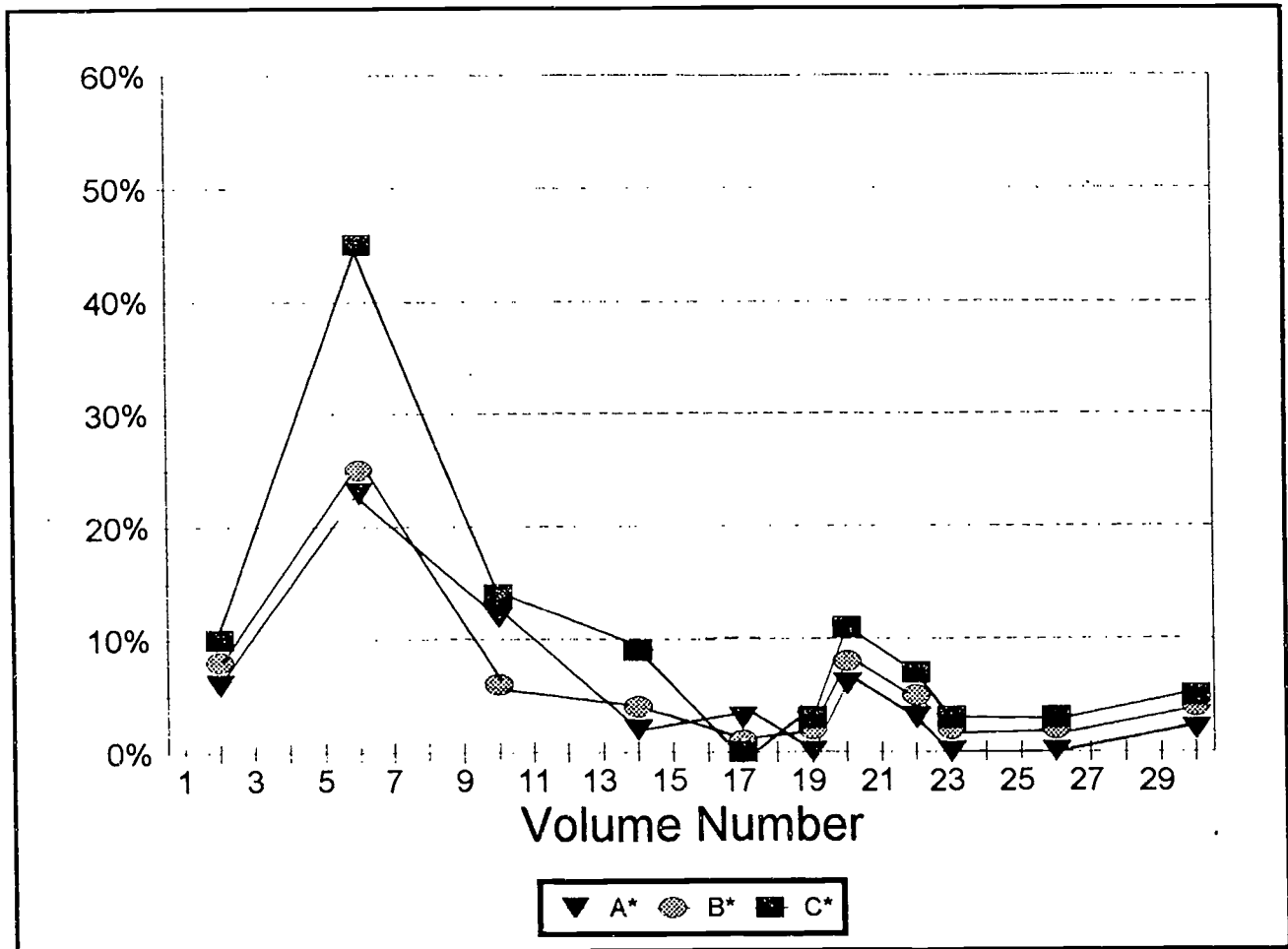
† Refer to footnote 10 on page 38.

Figure 32: Preservation: Monographs.
 Titles Available Only in the Original as a Proportion of Each Volume's Monograph Sample,
 by Breadth of Holdings and *Handbook* Volume†



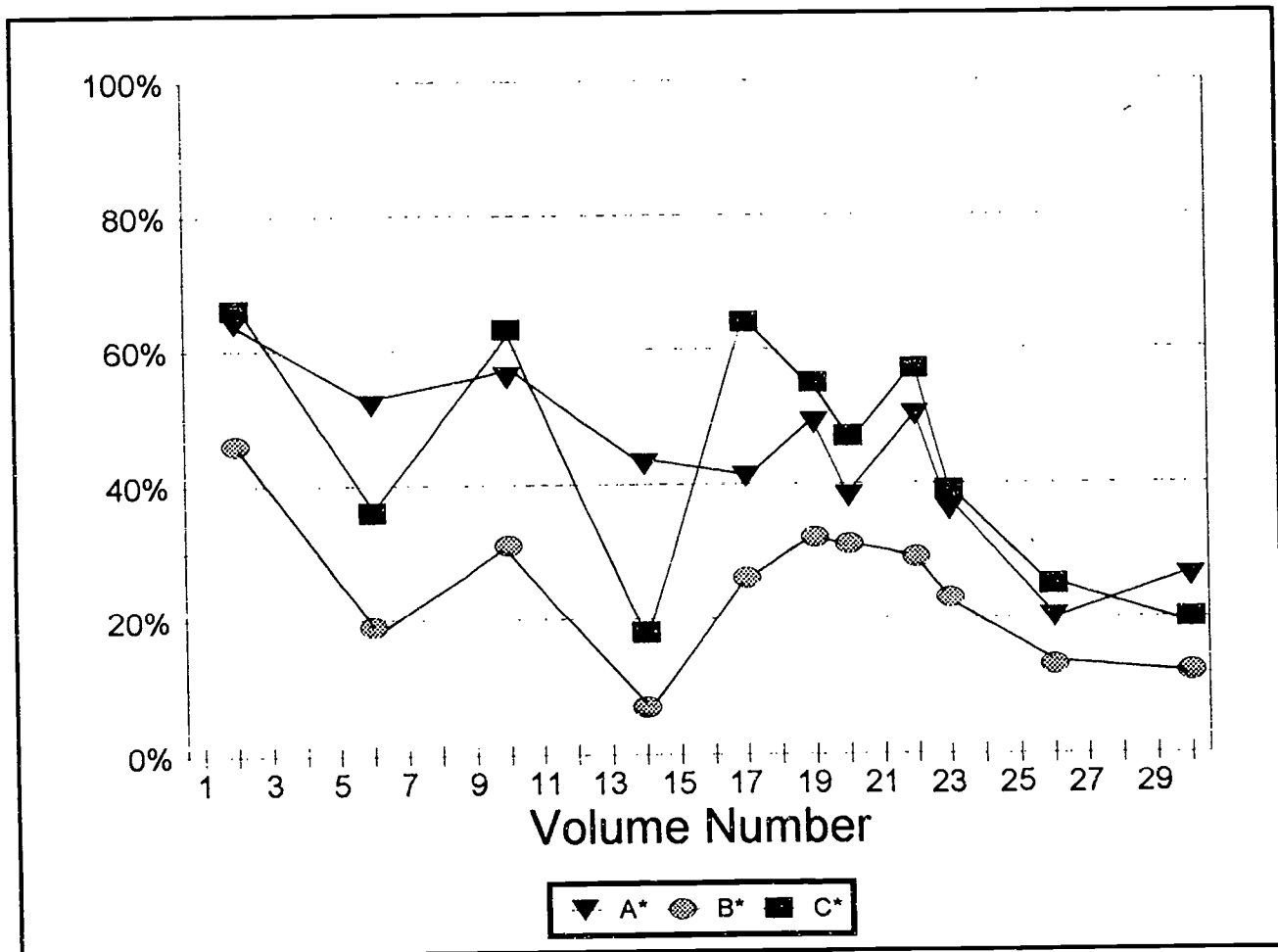
†Refer to footnote 10 on page 38.

Figure 33: Preservation: Monographs.
 Titles Available Only in the Original and Not Held in the United States as a Proportion of:
 Each Volume's Monograph Sample; Each Volume's Titles Available Only in the Original†



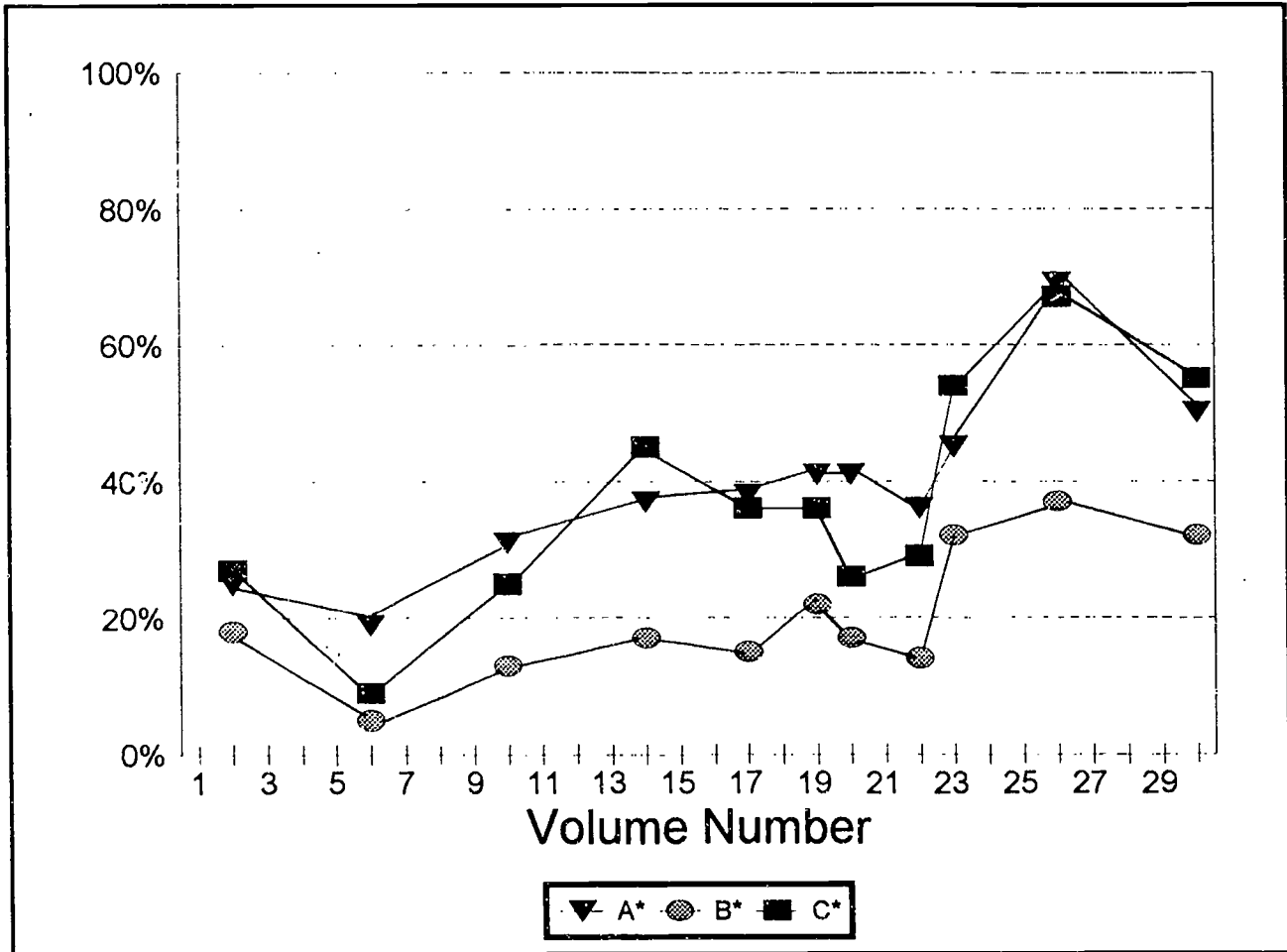
- *A: Titles Not Held in the U.S. as a Proportion of Each *HLAS* Volume's Monograph Sample
 - *B: Titles Available Only in the Original and Not Held in the United States as a Proportion of Each *HLAS* Volume's Monograph Sample
 - *C: Titles Available Only in the Original and Not Held in the United States as a Proportion of Each *HLAS* Volume's Monograph Sample Available Only in the Original
- † Refer to footnote 10 on page 38.

Figure 34: Preservation: Monographs.
 Titles Available Only in the Original and Held at 1-10 Locations as a Proportion of:
 Each Volume's Monographs Sample; Each Volume's Titles Available Only in the Original



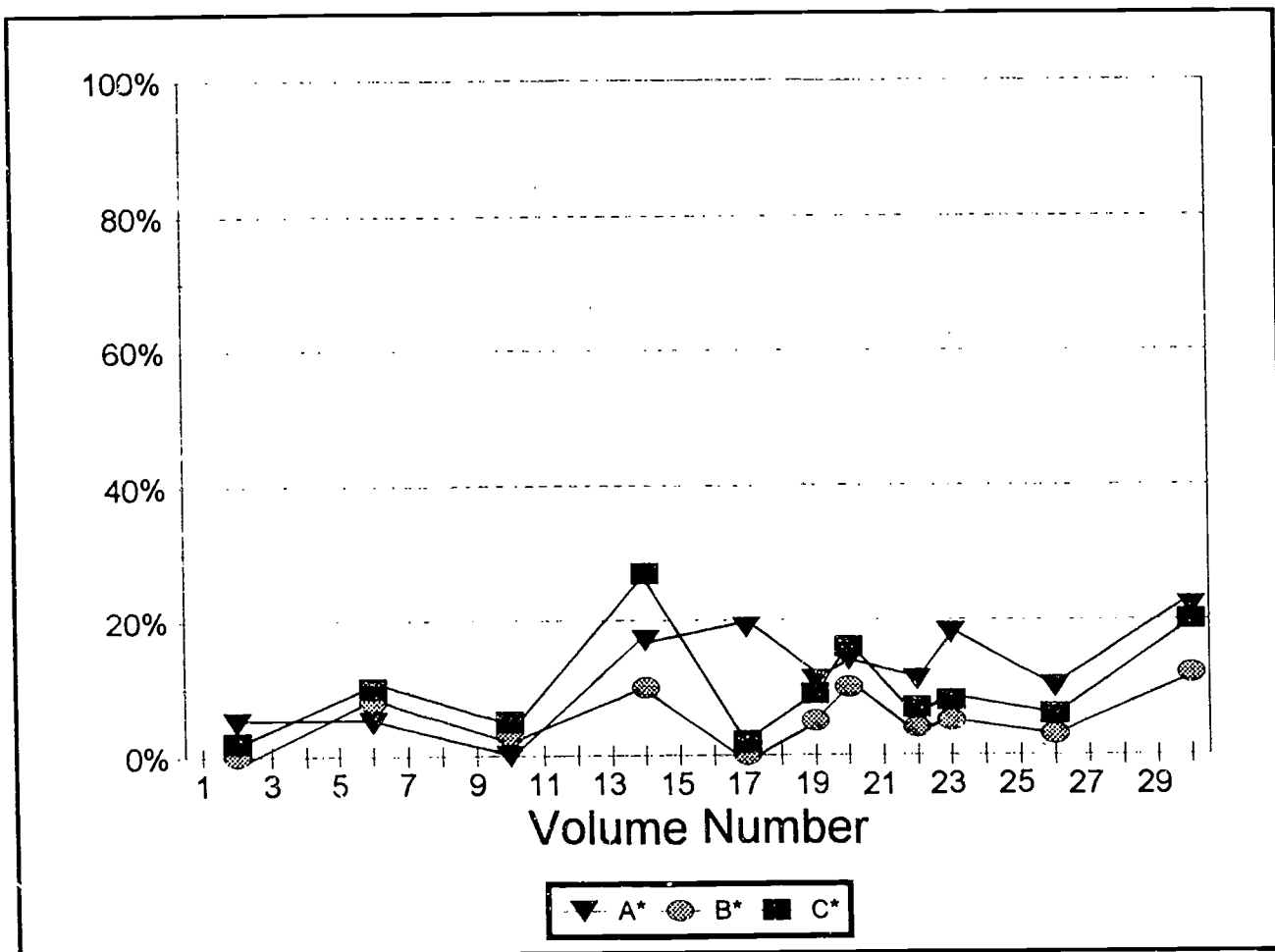
- *A: Titles Held at 1-10 Locations as a Proportion of Each *HLAS* Volume's Monograph Sample
- *B: Titles Available Only in the Original and Held at 1-10 Locations as a Proportion of Each *HLAS* Volume's Monograph Sample
- *C: Titles Available Only in the Original and Held at 1-10 Locations as a Proportion of Each *HLAS* Volume's Monograph Sample Available Only in the Original

Figure 35: Preservation: Monographs.
 Titles Available Only in the Original and Held at 11-50 Locations as a Proportion of:
 Each Volume's Monograph Sample; Each Volume's Titles Available Only in the Original†



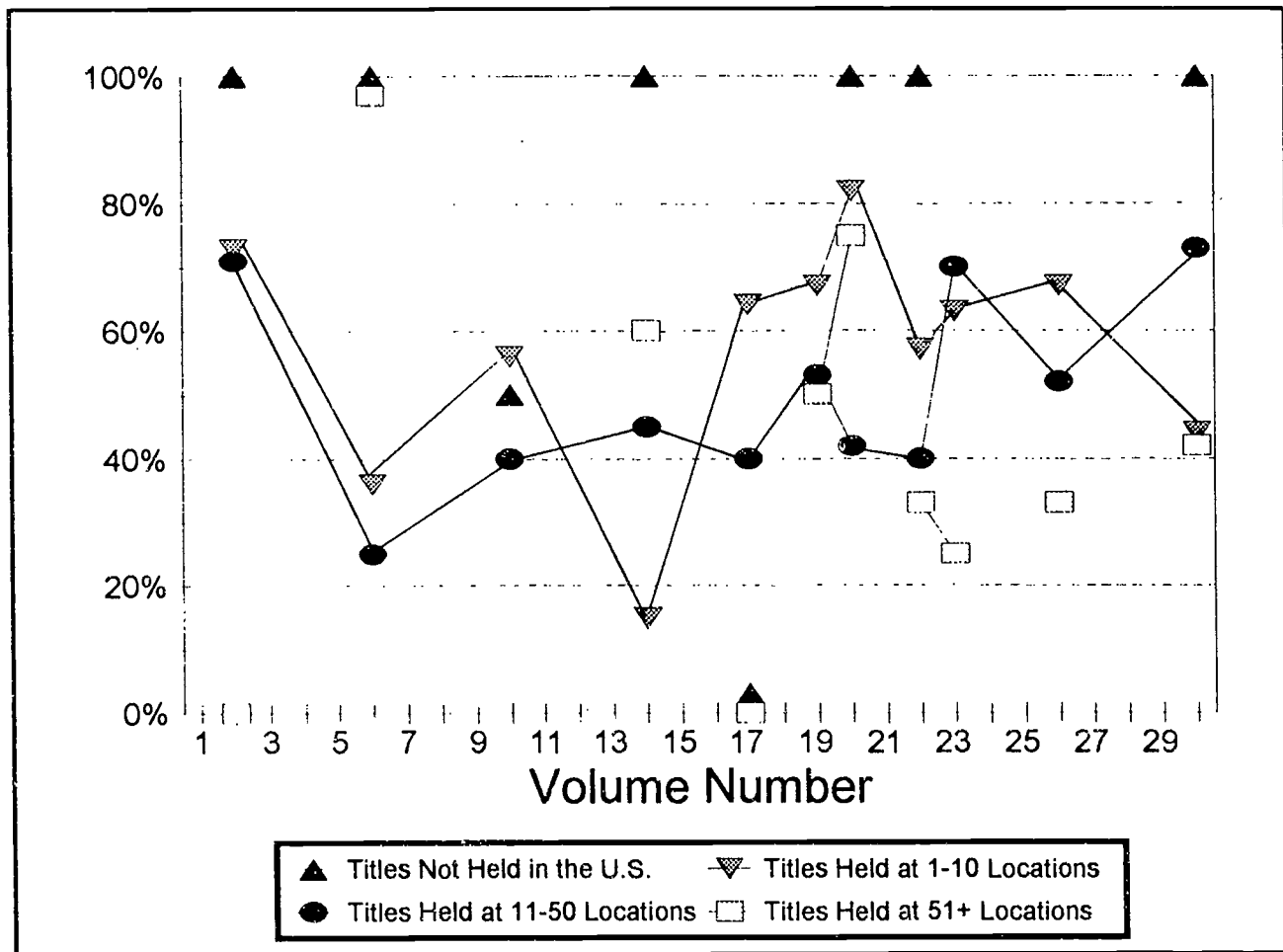
- *A: Titles Held at 11-50 Locations as a Proportion of Each *HLAS* Volume's Monograph Sample
 - *B: Titles Available Only in the Original and Held at 11-50 Locations as a Proportion of Each *HLAS* Volume's Monograph Sample
 - *C: Titles Available Only in the Original and Held at 11-50 Locations as a Proportion of Each *HLAS* Volume's Monograph Sample Available Only in the Original
- † Refer to footnote 10 on page 38.

Figure 36: Preservation: Monographs.
 Titles Available Only in the Original and Held at 51+ Locations as a Proportion of:
 Each Volume's Monograph Sample; Each Volume's Titles Available Only in the Original†



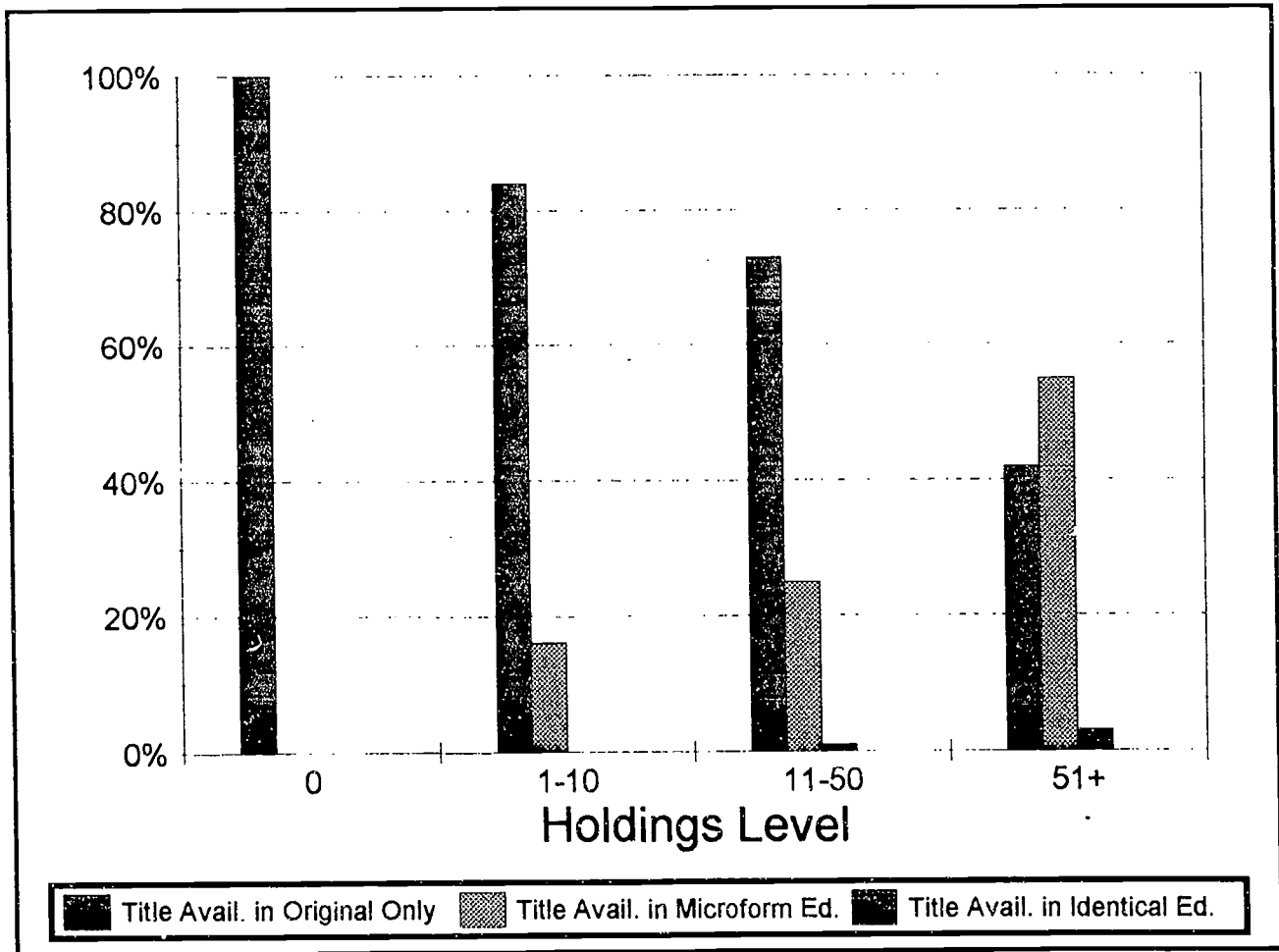
*A: Titles Held at 51+ Locations as a Proportion of Each *HLAS* Volume's Monograph Sample
 *B: Titles Available Only in the Original and Held at 51+ Locations as a Proportion of Each *HLAS* Volume's Monograph Sample
 *C: Titles Available Only in the Original and Held at 51+ Locations as a Proportion of Each *HLAS* Volume's Monograph Sample Available Only in the Original
 †Refer to footnote 10 on page 38.

Figure 37: Preservation: Monographs.
 Titles Available Only in the Original as a Proportion of All Monographs in Each Sample Cell
 (Titles per *Handbook* Volume at a Given Holdings Level)†



†Refer to footnote 10 on page 38.

Figure 38: Preservation: Serials.
 Type of Serial Preservation by Holdings Level



Totals may exceed 100% when a title has been preserved in more than one way, for instance by being microfilmed and also reprinted.

Figure 39: Preservation: Serials.
 Type of Preservation as a Proportion of the Entire Serial Sample
 within Each *Handbook* Volume

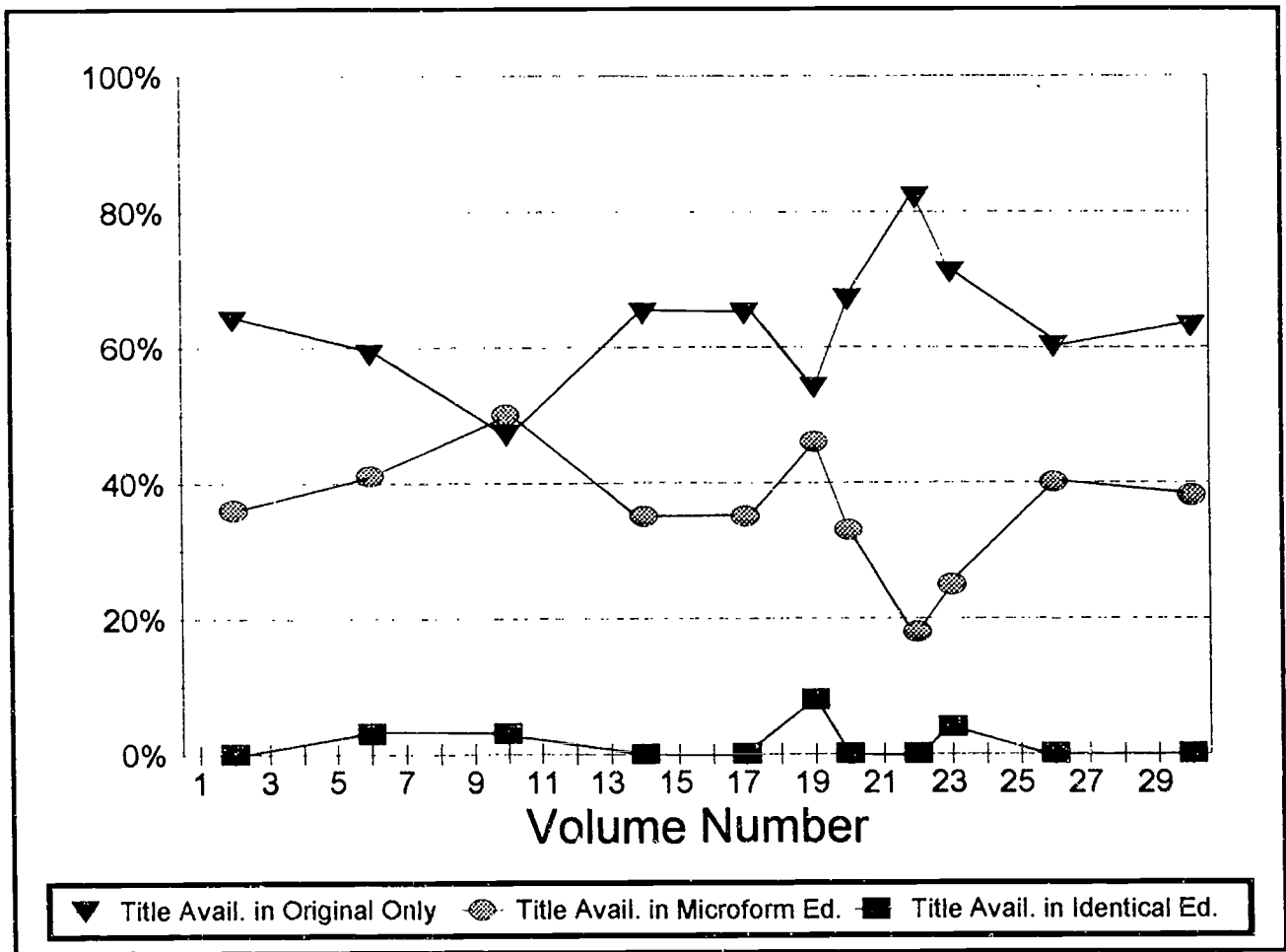


Figure 40: Preservation: Serials.
 Type of Preservation as a Proportion of Latin American Serials
 within Each Handbook Volume

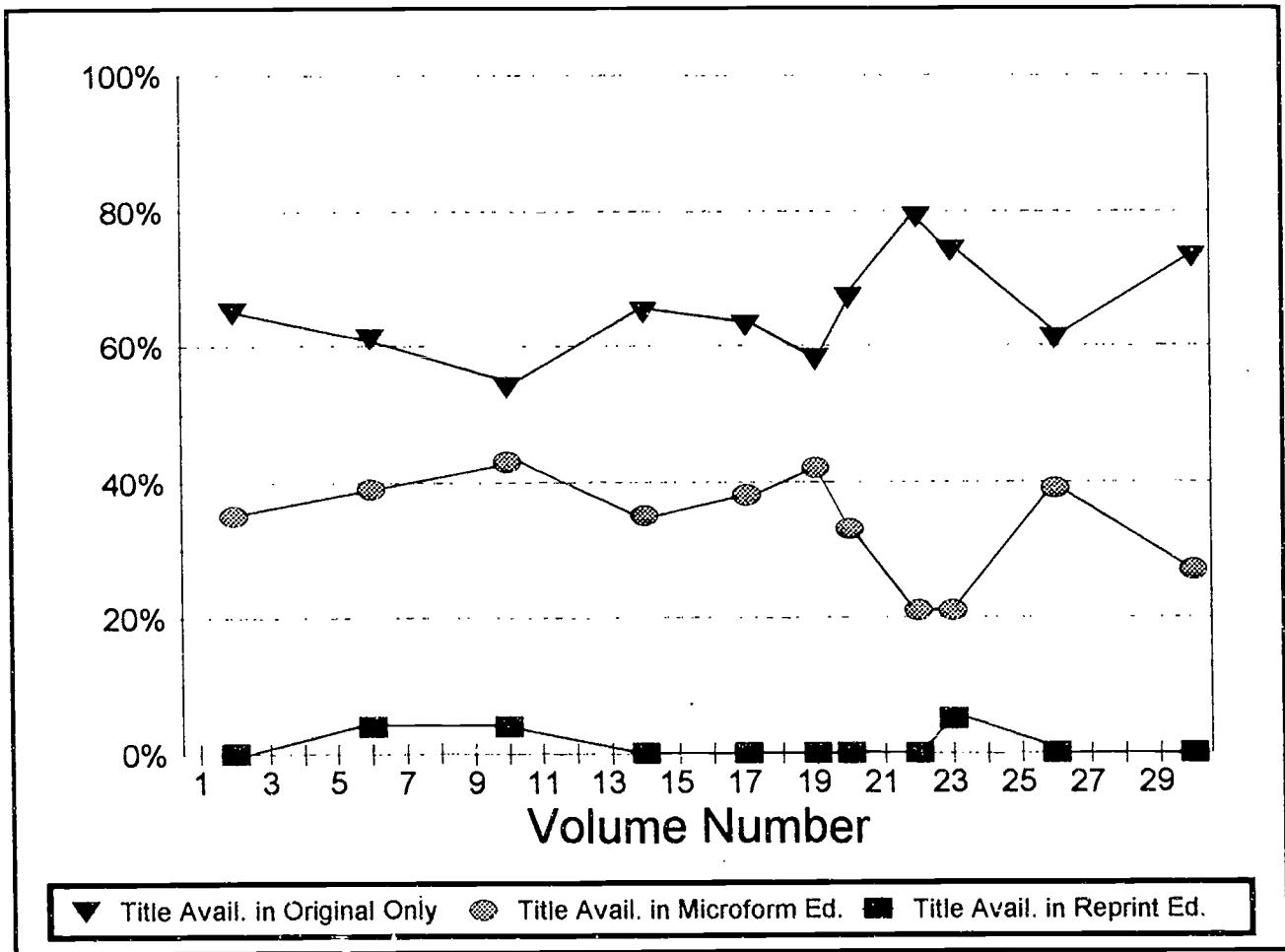
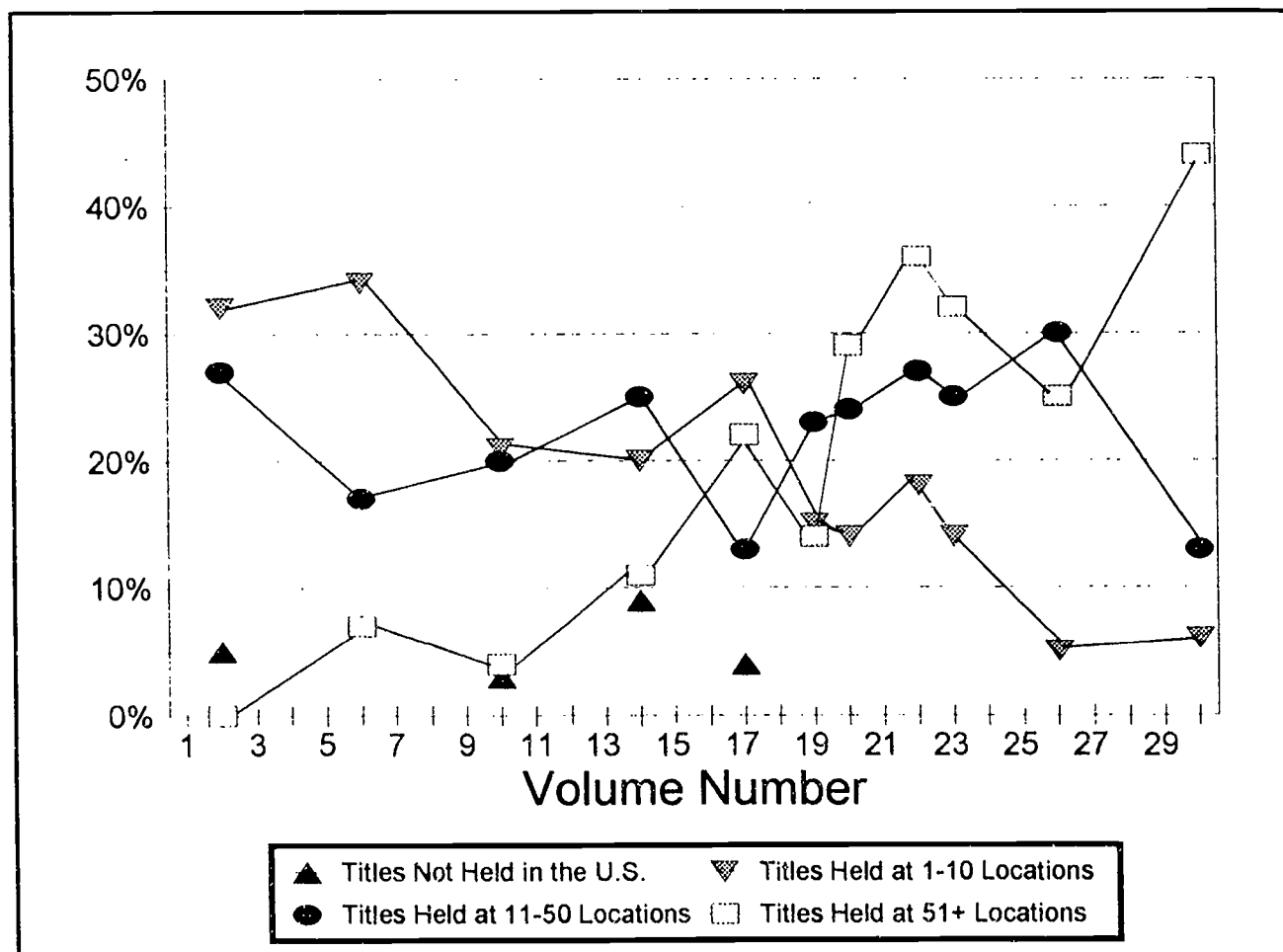
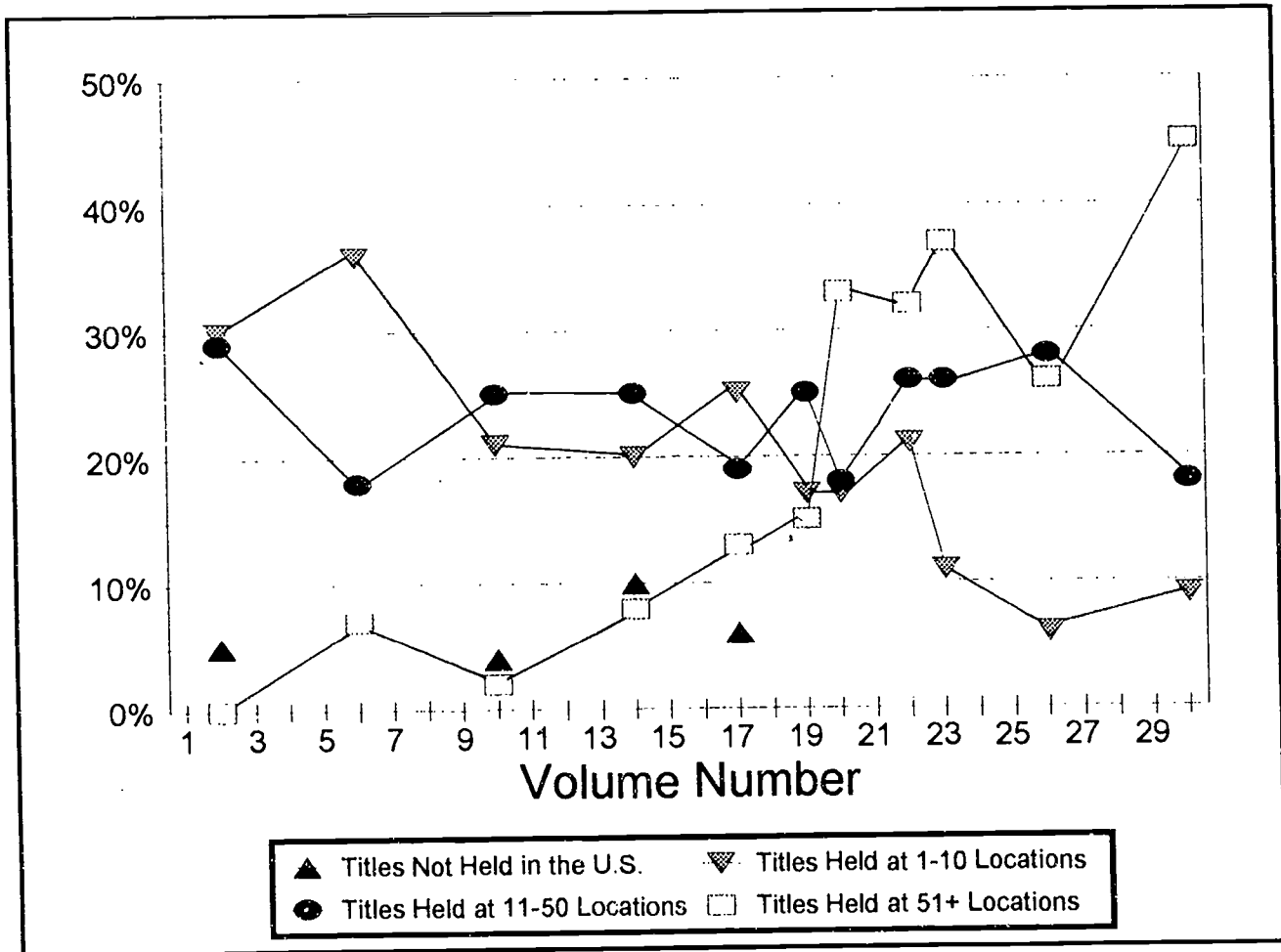


Figure 41: Preservation: Serials.
 Serials Available Only in the Original as a Proportion of All Serials
 from Each *Handbook* Volume, by Holdings Level†



†Refer to footnote 10 on page 38.

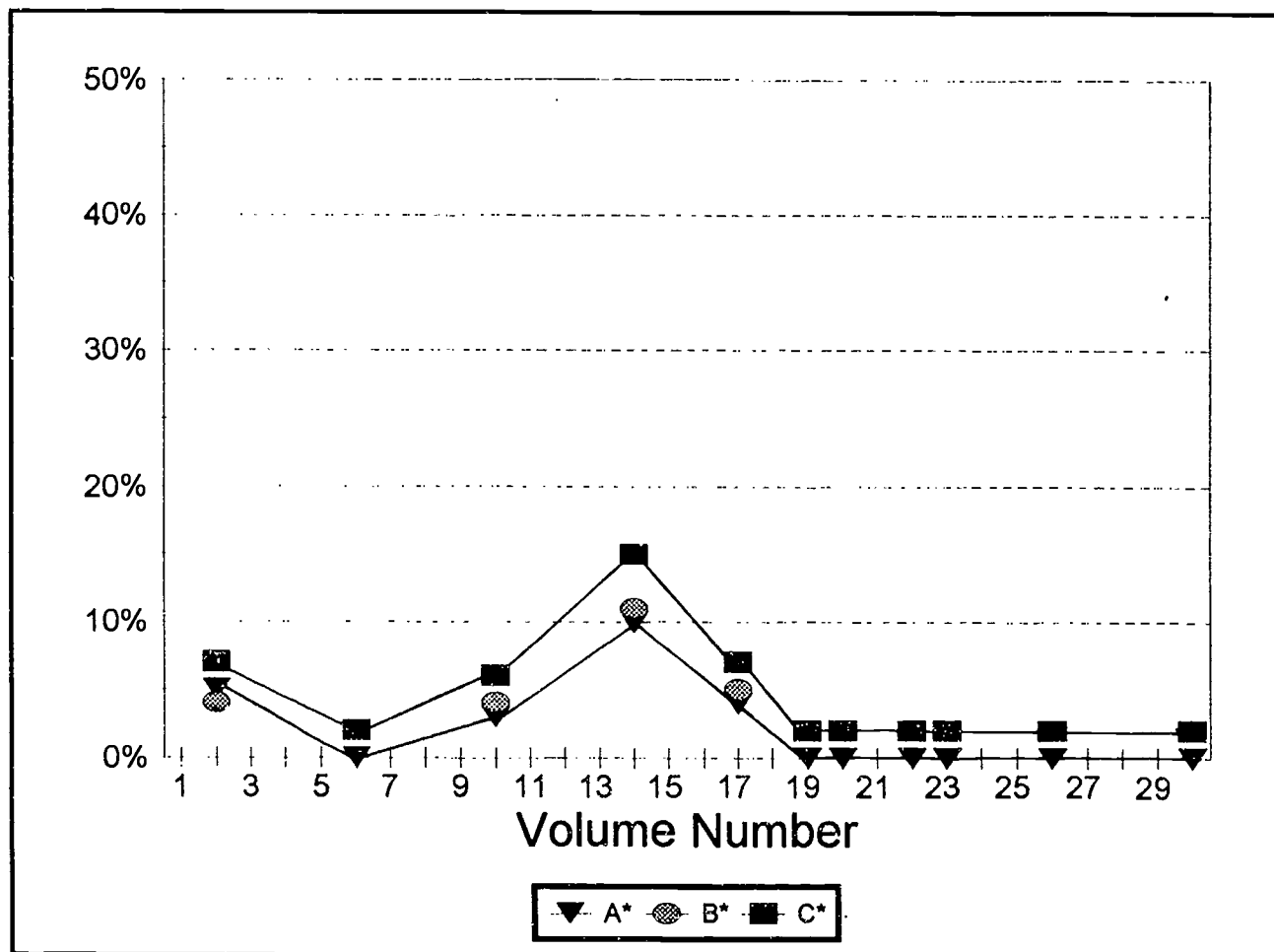
Figure 42: Preservation: Serials.
 Latin American Serials Available Only in the Original as a Proportion of
 All Latin American Serials from Each *Handbook* Volume, by Holdings Level†



†Refer to footnote 10 on page 38.

Figure 43: Preservation: Serials.

Serials Available Only in the Original and Not Held in the United States as a Proportion of: Each Volume's Serial Sample; Each Volume's Serials Available Only in the Original†



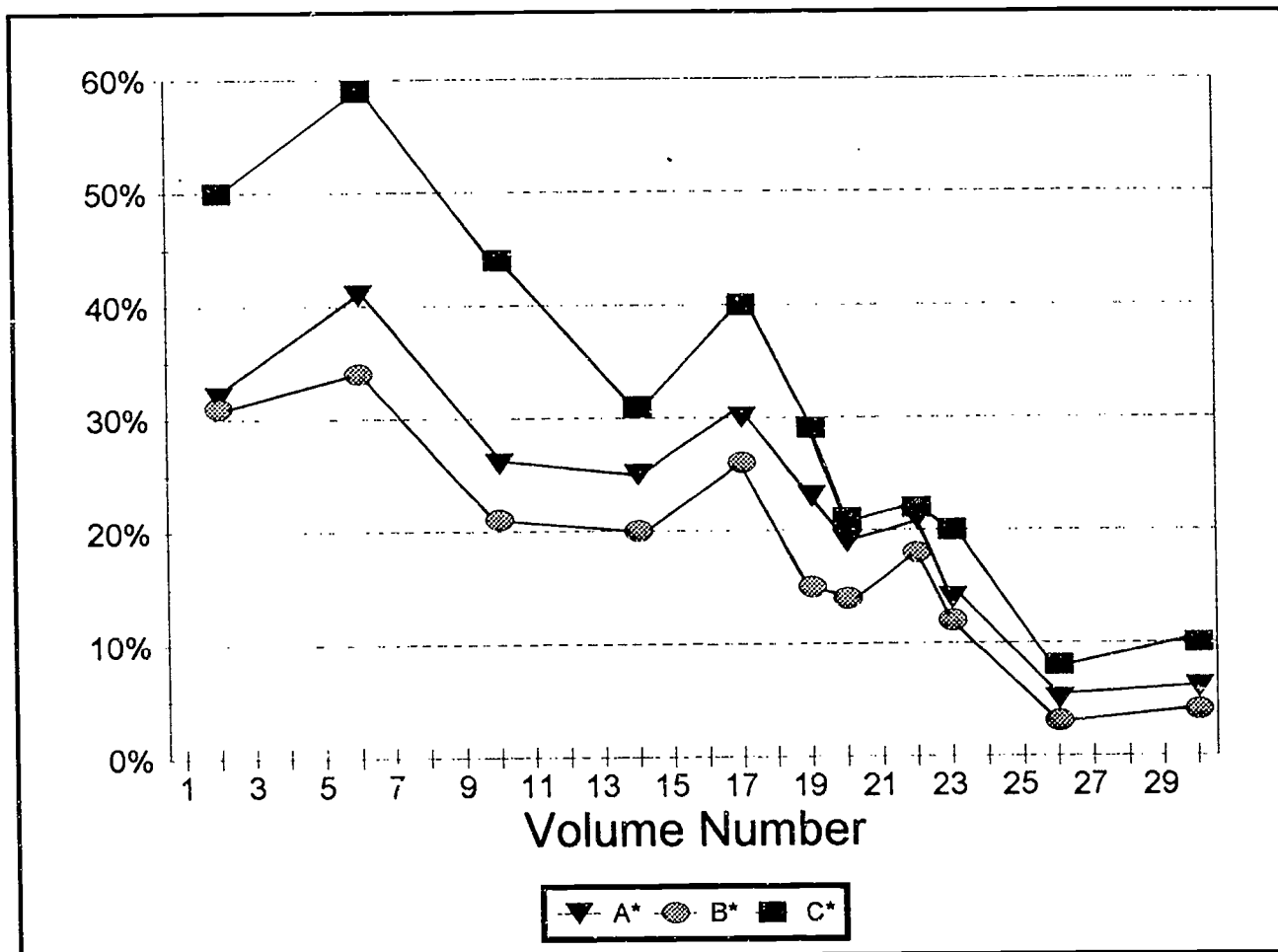
*A: Titles Not Held in the U.S. as a Proportion of Each *HLAS* Volume's Serial Sample

*B: Titles Available Only in the Original and Not Held in the U.S. as a Proportion of Each *HLAS* Volume's Serial Sample

*C: Titles Available Only in the Original and Not Held in the U.S. as a Proportion of Each *HLAS* Volume's Serial Sample Available Only in the Original

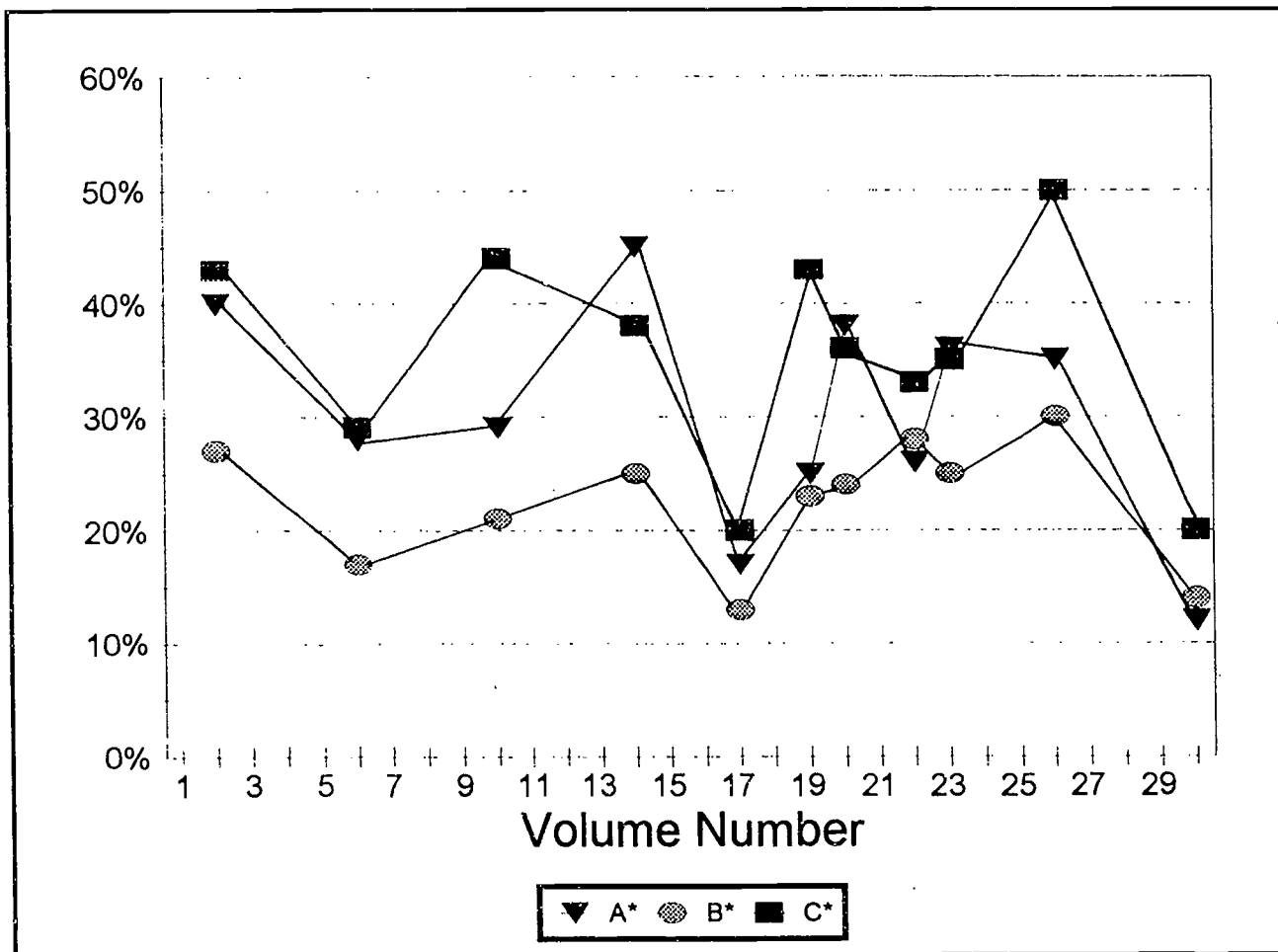
† Refer to footnote 10 on page 38.

Figure 44: Preservation: Serials.
 Serials Available Only in the Original and Held at 1-10 Locations as a Proportion of:
 Each Volume's Serials Sample; Each Volume's Serials Available Only in the Original†



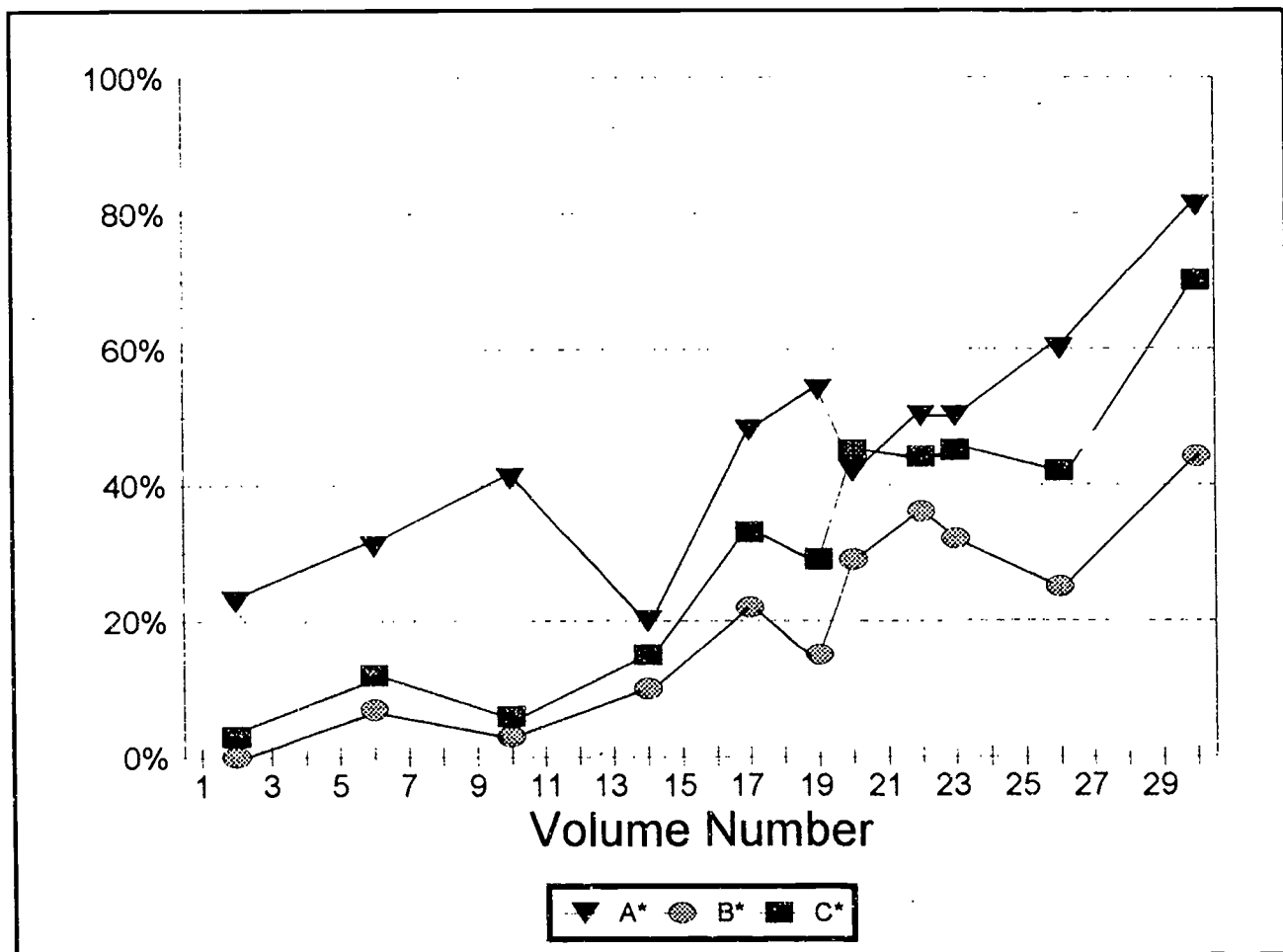
*A: Titles Held at 1-10 Locations as a Proportion of Each *HLAS* Volume's Serial Sample
 *B: Titles Available Only in the Original and Held at 1-10 Locations as a Proportion of Each *HLAS* Volume's Serial Sample
 *C: Titles Available Only in the Original and Held at 1-10 Locations as a Proportion of Each *HLAS* Volume's Serial Sample Available Only in the Original
 † Refer to footnote 10 on page 38.

Figure 45: Preservation: Serials.
 Serials Available Only in the Original and Held at 11-50 Locations as a Proportion of:
 Each Volume's Serial Sample; Each Volume's Serials Available Only in the Original†



*A: Titles Held at 11-50 Locations as a Proportion of Each *HLAS* Volume's Serial Sample
 *B: Titles Available Only in the Original and Held at 11-50 Locations as a Proportion of Each *HLAS* Volume's Serial Sample
 *C: Titles Available Only in the Original and Held at 11-50 Locations as a Proportion of Each *HLAS* Volume's Serial Sample Available Only in the Original
 † Refer to footnote 10 on page 38.

Figure 46: Preservation: Serials.
 Serials Available Only in the Original and Held at 51+ Locations as a Proportion of:
 Each Volume's Serial Sample; Each Volume's Serials Available Only in the Original†



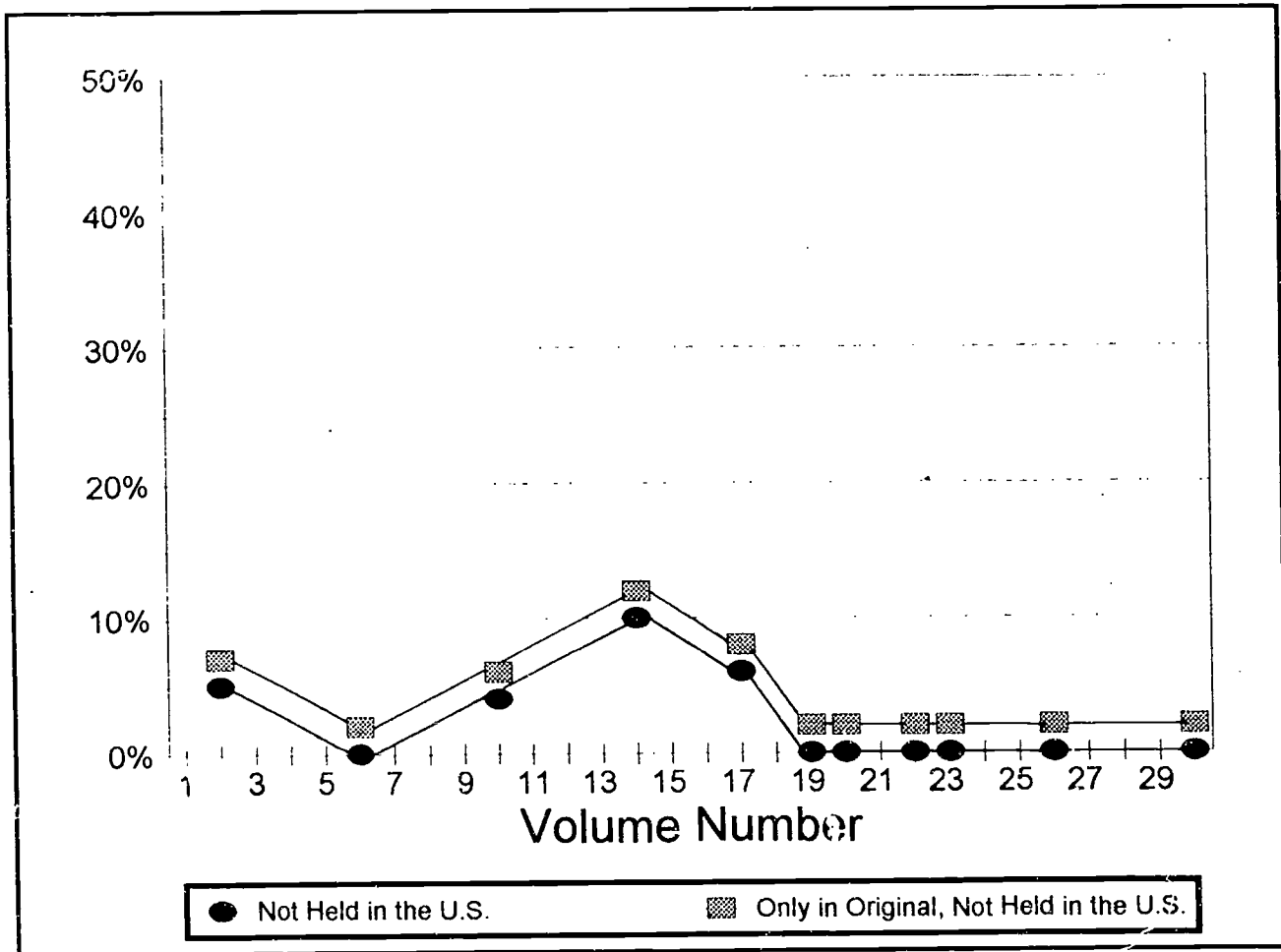
*A: Titles Held at 51+ Locations as a Proportion of Each *HLAS* Volume's Serial Sample

*B: Titles Available Only in the Original and Held at 51+ Locations as a Proportion of Each *HLAS* Volume's Serial Sample

*C: Titles Available Only in the Original and Held at 51+ Locations as a Proportion of Each *HLAS* Volume's Serial Sample Available Only in the Original

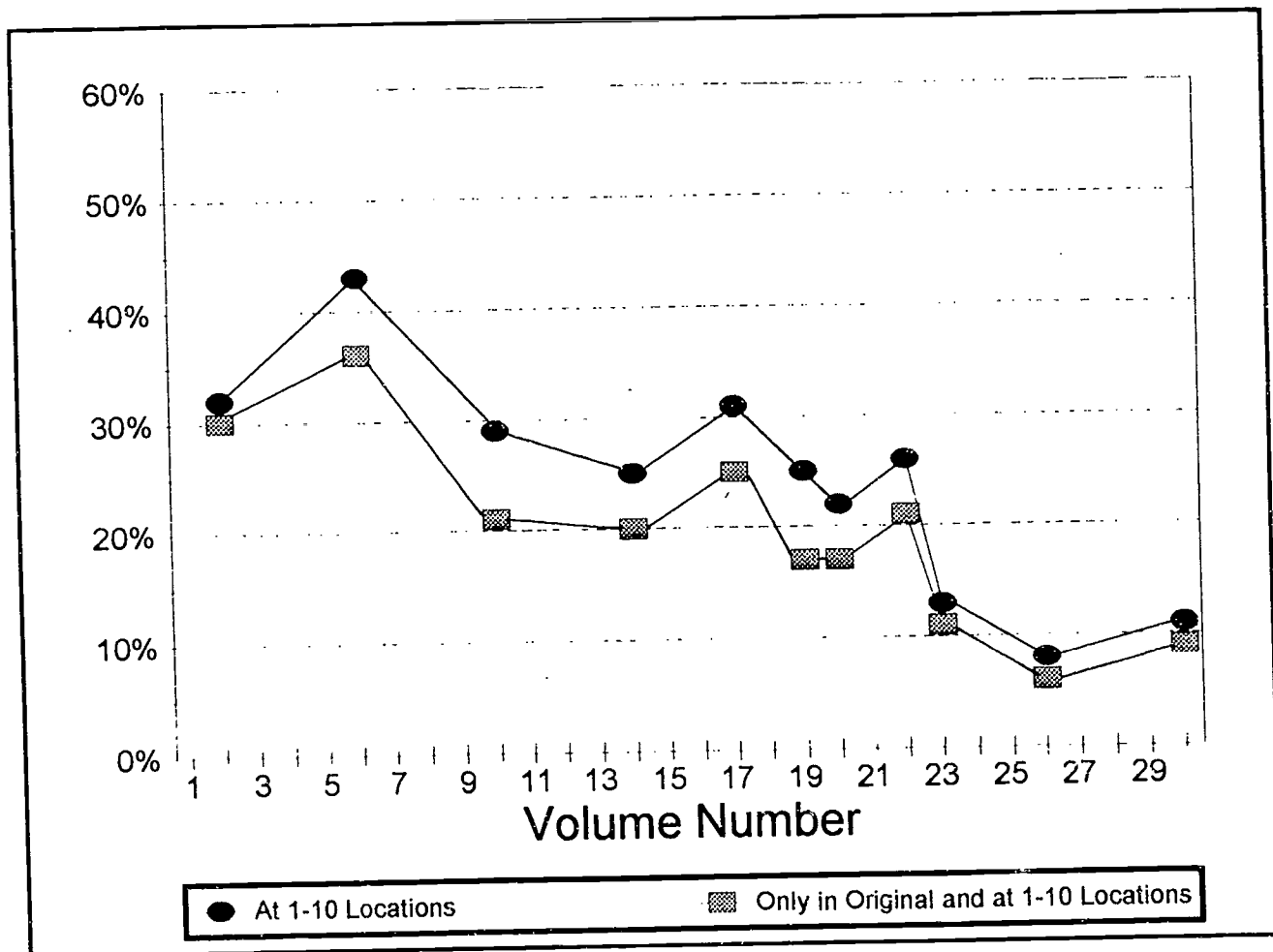
†Refer to footnote 10 on page 38.

Figure 47: Preservation: Serials.
 Latin American Serials Available Only in the Original and Not Held in the United States,
 Compared to All Latin American Serials Not Held in the United States, by Handbook Volume†



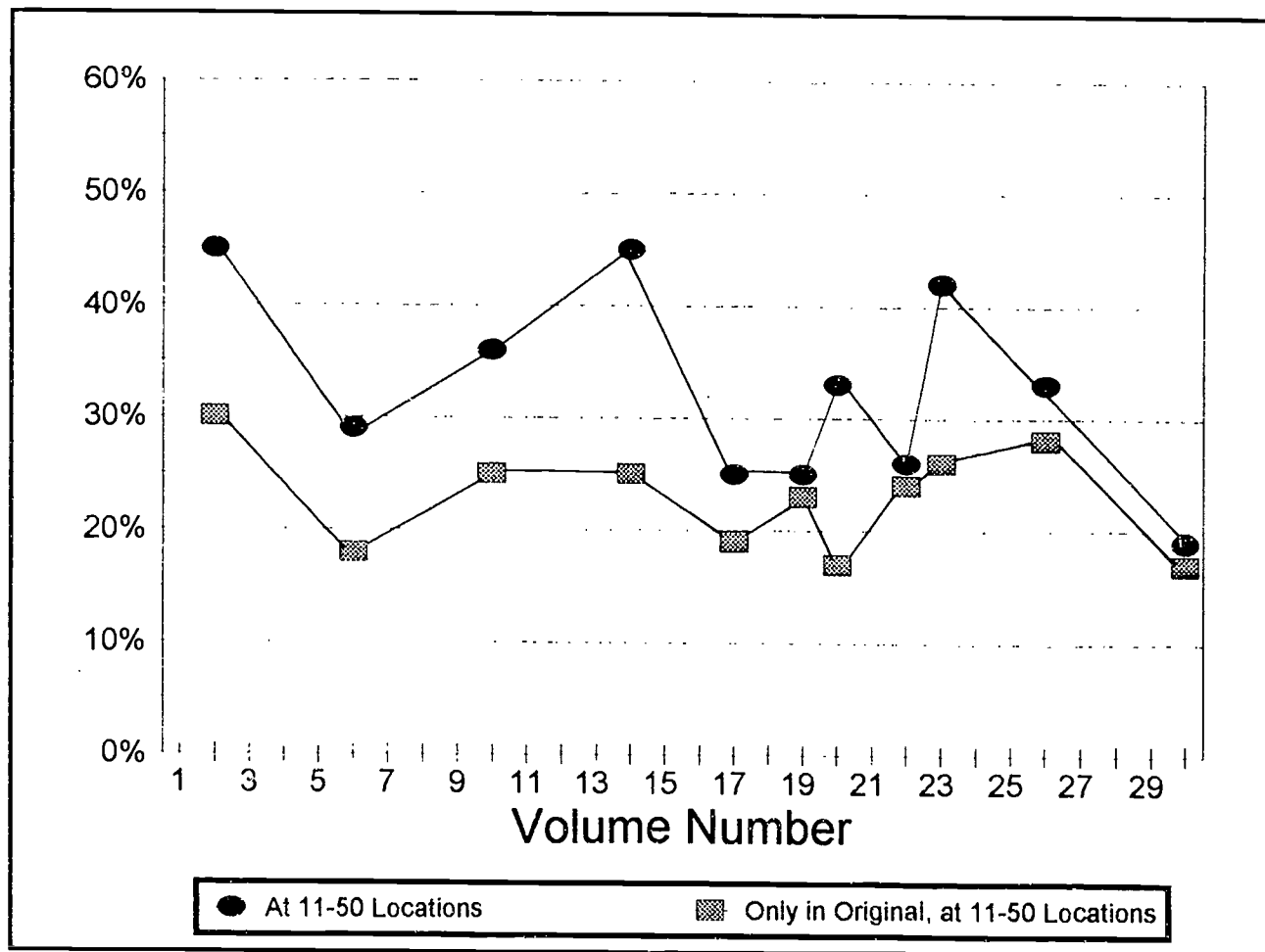
†Refer to footnote 10 on page 38.

Figure 48: Preservation: Serials.
 Latin American Serials Available Only in the Original and Held at 1-10 Locations,
 Compared to All Latin American Serials Held at 1-10 Locations, by Handbook Volume†



†Refer to footnote 10 on page 38.

Figure 49: Preservation: Serials.
 Latin American Serials Available Only in the Original and Held at 11-50 Locations,
 Compared to All Latin American Serials Held at 11-50 Locations, by Handbook Volume†



†Refer to footnote 10 on page 38.

Figure 50: Preservation: Serials.

Latin American Serials Available Only in the Original and Held at 51+ Locations, Compared to All Latin American Serials Held at 51+ Locations, by Handbook Volume

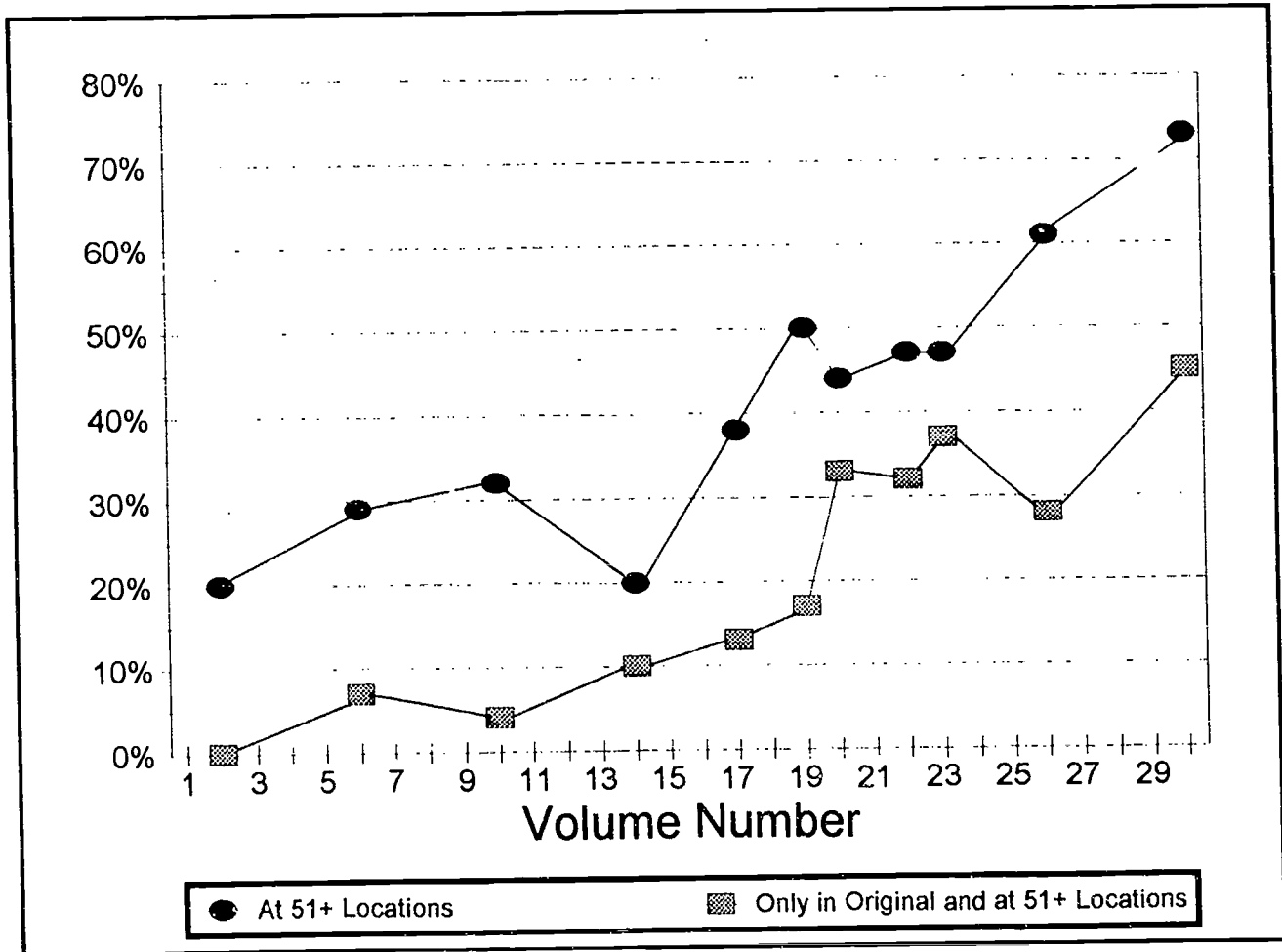
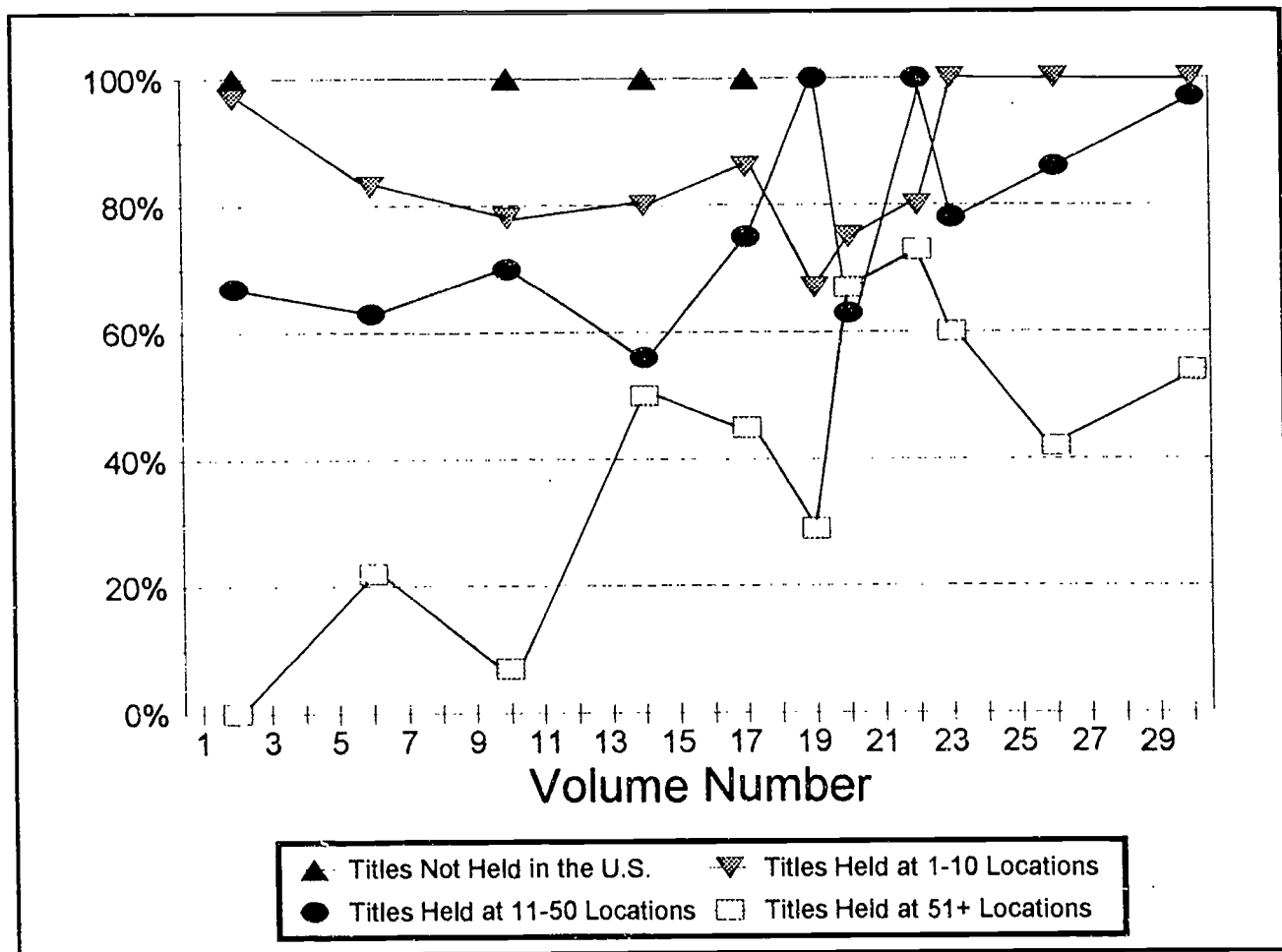
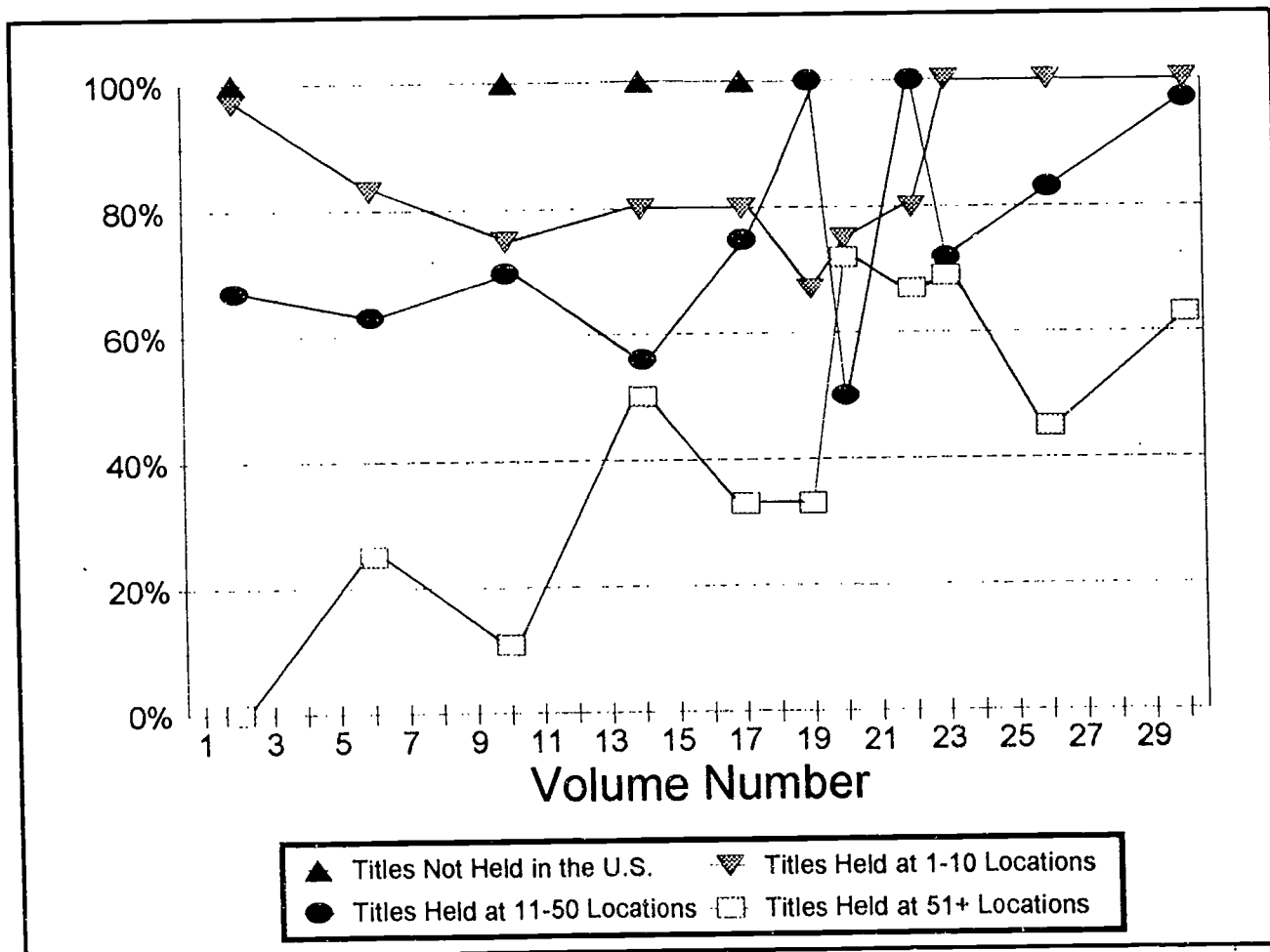


Figure 51: Preservation: Serials.
 Serials Available Only in the Original as a Proportion of All Serials in Each Sample Cell
 (Titles per Handbook Volume at a Given Holdings Level)†



†Refer to footnote 10 on page 38.

Figure 52: Preservation: Serials.
 Latin American Serials Available Only in the Original as a Proportion of All
 Latin American Serials in Each Sample Cell†
 (Titles per Handbook Volume at a Given Holdings Level)†



†Refer to footnote 10 on page 38.