

ED 373 664

HE 027 650

TITLE Trends in Enrollment and Degrees Granted, 1948-1993.
Report No. 7-94.

INSTITUTION State Univ. of New York, Albany. Central Staff Office
of Institutional Research.

PUB DATE Jul 94

NOTE 384p.

AVAILABLE FROM Office of Institutional Research, State University of
New York, University Plaza, Albany, NY 12246.

PUB TYPE Statistical Data (110)

EDRS PRICE MF01/PC16 Plus Postage.

DESCRIPTORS Associate Degrees; Bachelors Degrees; Community
Colleges; *Degrees (Academic); Doctoral Degrees;
*Enrollment; *Enrollment Trends; Full Time Students;
Graduate Students; Higher Education; Masters Degrees;
Part Time Students; *School Statistics; State
Colleges; *State Universities; Undergraduate
Students

IDENTIFIERS New York; *State University of New York

ABSTRACT

This report provides statistical data on enrollment and degrees granted by the 66 State University of New York (SUNY) community colleges, colleges, and universities between 1948 and 1993. Community colleges under the sponsorship of the New York City Board of Higher Education which in 1975 became solely part of the City University of New York are also included. The first section of the report provides headcount enrollment data for the individual institutions and institutional types as well as system-wide data. The enrollment data are for the fall term of each year and are arrayed by student load (full-time or part-time) and student level (undergraduate or graduate). The second section of the report provides data on degrees granted for the system as a whole and for individual institutions and institution types. Unlike the enrollment data, which are point-in-time data, the information on degrees granted covers all degrees awarded over a 12-month period. Data in this section are provided separately for each degree type, namely associate, bachelor's, master's, doctoral, and professional degrees. Undergraduate and graduate certificates and diplomas are not included in this degree count data. An appendix provides a map of the SUNY system and the dates of establishment of SUNY institutions. (MDM)

* Reproductions supplied by EDRS are the best that can be made *
* from the original document. *

STATE
UNIVERSITY
OF NEW YORK

ED 373 664

TRENDS IN ENROLLMENT
AND DEGREES GRANTED
1948-1993

HE 127 650

U.S. DEPARTMENT OF EDUCATION
Office of Educational Research and Improvement
EDUCATIONAL RESOURCES INFORMATION
CENTER (ERIC)

This document has been reproduced as
received from the person or organization
originating it

Minor changes have been made to
improve reproduction quality.

• Points of view or opinions stated in this
document do not necessarily represent
official OERI position or policy.

"PERMISSION TO REPRODUCE THIS
MATERIAL HAS BEEN GRANTED BY

State University
of New York, Albany

TO THE EDUCATIONAL RESOURCES
INFORMATION CENTER (ERIC)."

Office of Institutional Research
Report No. 7-94

BEST COPY AVAILABLE

TRENDS IN ENROLLMENT AND DEGREES GRANTED

1948 - 1993

STATE UNIVERSITY OF NEW YORK

**Report Number 7-94
CENTRAL STAFF OFFICE OF INSTITUTIONAL RESEARCH
STATE UNIVERSITY OF NEW YORK
July 1994**

TABLE OF CONTENTS

INTRODUCTION vii

TABLES:

	<u>Credit course enrollment</u>	<u>Degrees granted</u>
STATE UNIVERSITY TOTALS	1	92
STATE UNIVERSITY TOTALS EXCLUDING COMMUNITY COLLEGES SPONSORED BY THE NEW YORK CITY BOARD OF HIGHER EDUCATION	2	93
STATE-OPERATED/FUNDED INSTITUTIONS	3	94
UNIVERSITY CENTERS (EXCL. HSC)	4	95
UNIVERSITY CENTERS (INCL. HSC)	5	96
Albany	6	97
Binghamton	7	98
Buffalo (Excl. HSC)	8	99
Buffalo (Incl. HSC)	9	100
Stony Brook (Excl. HSC)	10	101
Stony Brook (Incl. HSC)	11	102
UNIVERSITY COLLEGES	12	103
Brockport	13	104
Buffalo	14	105
Cortland	15	106
Empire State	16	107
Fredonia	17	108
Geneseo	18	109
New Paltz	19	110
Old Westbury	20	111
Oneonta	21	112
Oswego	22	113
Plattsburgh	23	114
Potsdam	24	115
Purchase	25	116
HEALTH SCIENCES CENTERS - ALL	26	117
HEALTH SCIENCES CENTERS (BROOKLYN, SYRACUSE ONLY)	27	118
Buffalo	28	119
Brooklyn	29	120
Stony Brook	30	121
Syracuse	31	122

TABLE OF CONTENTS
(Continued)

TABLES:

	<u>Credit course enrollment</u>	<u>Degrees granted</u>
SPECIALIZED COLLEGES	32	123
Environmental Science and Forestry	33	124
Maritime	34	125
Optometry	35	126
Technology at Utica/Rome	36	127
STATUTORY COLLEGES	37	128
Agriculture and Life Sciences	38	129
Ceramics	39	130
Human Ecology	40	131
Industrial and Labor Relations	41	132
Veterinary Medicine	42	133
COLLEGES OF TECHNOLOGY/AGRICULTURE	43	134
Alfred	44	135
Canton	45	136
Cobleskill	46	137
Delhi	47	138
Farmingdale	48	139
Morrisville	49	140
ALL OTHER COMMUNITY COLLEGES	50	141
ALL COMMUNITY COLLEGES	51	142
Adirondack	52	143
Broome	53	144
Cayuga County	54	145
Clinton	55	146
Columbia-Greene	56	147
Community College of the Finger Lakes	57	148
Corning	58	149
Dutchess	59	150
Erie	60	151
Fashion Institute	61	152
Fulton-Montgomery	62	153
Genesee	63	154
Herkimer County	64	155
Hudson Valley	65	156
Jamestown	66	157

TABLE OF CONTENTS
(Continued)

TABLES:

	<u>Credit course</u> <u>enrollment</u>	<u>Degrees</u> <u>granted</u>
ALL OTHER COMMUNITY COLLEGES (continued)		
Jefferson	67	158
Mohawk Valley	68	159
Monroe	69	160
Nassau	70	161
Niagara County	71	162
North Country	72	163
Onondaga	73	164
Orange County	74	165
Rockland	75	166
Schenectady	76	167
Suffolk County	77	168
Sullivan County	78	169
Tompkins-Cortland	79	170
Ulster County	80	171
Westchester	81	172
Community Colleges under the sponsorship of the New York City Board of Higher Education	82	173
Borough of Manhattan	83	174
Bronx	84	175
Hostos	85	176
Kingsborough	86	177
LaGuardia	87	178
New York City	88	179
Queensborough	89	180
Staten Island	90	181
ASSOCIATED COLLEGES	91	182

APPENDIX

Map of State University Institutions		183
Chronology of Dates of Establishment of Institutions of the State University of New York		184
Publications List		186

INTRODUCTION

This report is a reissue of our Trends in Enrollment and Degrees Granted. The current report covers the period from 1948 to 1993.

The report is divided into two major sections: Credit Course Enrollment (Headcount), and Degrees Granted.

The Credit Course Enrollment section provides headcount enrollment data for the individual institutions and institutional types of the State University as well as system-wide data. The enrollment data in this section is for the fall term of each year and is arrayed by student load (full-time/part-time) and student level (undergraduate/graduate).

Degrees granted data is also provided for the State University system as a whole, as well as for individual institutions and institutional types. Unlike the enrollment data, which is point-in-time data, the degrees granted information covers all degrees awarded over a twelve-month period. The twelve-month census period for degrees granted is from the first of July of a given year through June thirtieth of the following year. Data in this section is provided separately for each degree type; viz., Associate, Bachelor's, Master's, Doctoral and First-professional Degrees. It should be remembered that the information presented here is a count of degrees conferred and does not include other formal awards such as undergraduate certificates and diplomas, and graduate certificates.

In interpreting enrollment and degrees granted data over a period of time, one of the major considerations to be taken into account is changes in the numbers of institutions which comprise the State University of New York. For example, in examining the enrollment history of the University, it is important to know that as of July 1, 1975, the Community Colleges sponsored by the New York City Board of Higher Education ceased to be under the program of the State University of New York and became solely a part of the City University of New York. Because this change involves a substantial number of students, two special tables (94/1469-2 and 94/1470-2) have been added to this report. Table 94/1469-2 provides system-wide enrollment data but with the enrollment component from Community Colleges sponsored by the New York City Board of Higher Education systematically removed; Table 94/1470-2 provides the analogous information for degrees granted. In order to provide comprehensive information regarding the institutional history of the State University of New York in a convenient format, this report contains, in the Appendix, a chronology of dates of establishment for institutions of the State University.

This report should serve as a convenient reference for basic data regarding the enrollment and degrees granted history of the State University. As is always the case, the significance of data depends on the needs and priorities of the user of the data. The report has been designed to provide maximum flexibility, and hence, utility, to a wide spectrum of users. We welcome suggestions for the improvement of this report.

We would like to thank those individuals on the campuses who are responsible for providing this office with timely and accurate data. The collection of this data required their extensive cooperation and continued effort. Our gratitude is also extended to the statistical staff of Mr. Spoor and Mr. Toomey who were responsible for editing and verifying the data; and the typing staff of Mrs. Bartoszewicz and Mrs. Mazzone who prepared the final transcript for publication and distribution.

Tommy Annas
Assistant Vice Chancellor

Gary Blose
Associate for
Institutional Research

**CREDIT COURSE ENROLLMENT
(HEADCOUNT)**

CREDIT COURSE ENROLLMENT, FALL 1948 THROUGH FALL 1993
STATE UNIVERSITY OF NEW YORK

F A L L T E R M	T O T A L		E N R O L L M E N T		U N D E R G R A D U A T E		G R A D U A T E		
	TOTAL	FULL-TIME	PART-TIME	TOTAL	FULL-TIME	PART-TIME	TOTAL	FULL-TIME	PART-TIME
1948	*	26746	*	26321	*	425	*	425	*
1949	*	25525	*	24979	*	546	*	546	*
1950	*	27853	*	25751	*	2102	*	2102	*
1951	*	26648	*	24615	*	2033	*	2033	*
1952	*	26499	*	24558	*	1941	*	1941	*
1953	*	26720	*	24777	*	1943	*	1943	*
1954	*	28627	*	26535	*	2092	*	2092	*
1955	*	30910	*	28839	*	2071	*	2071	*
1956	*	32731	*	30656	*	2075	*	2075	*
1957	*	34973	*	32789	*	2184	*	2184	*
1958	*	38642	*	36303	*	2339	*	2339	*
1959	63721	42124	21597	55612	15830	8109	8109	2342	5767
1960	72612	47634	24978	65006	19738	7606	7606	2366	5240
1961	82417	53243	29174	74395	23550	8022	8022	2398	5624
1962	111342	68019	43323	99178	64088	12164	12164	3931	8233
1963	126207	76510	49697	113568	72215	41353	12639	4295	8344
1964	150425	92264	58161	136271	87031	49240	14154	5233	8921
1965	176415	107780	68635	159690	101582	58108	16725	6198	10527
1966	191574	119074	72500	174013	111997	62016	17561	7077	10484
1967	226022	139213	86809	205309	130460	74849	20713	8753	11960
1968	261472	159928	101544	237263	150193	87070	24209	9735	14474
1969	285932	180341	105591	257357	169150	88207	28575	11191	17384
1970	321153	206923	114230	287941	194217	93724	33212	12706	20506
1971	350934	225902	125032	313882	211873	102009	37052	14023	23023
1972	364802	231975	132827	328143	218269	109874	36659	13706	22953
1973	384899	243279	141620	346471	229167	117304	38428	14112	24316
1974	409611	256194	153417	369401	241604	127797	40210	14590	25620
1975	357614	231470	126144	316185	215802	100383	41429	15668	25761
1976	342855	225461	117394	306436	210688	95748	36419	14773	21646
1977	343946	223295	120651	309107	208623	100484	34839	14672	20167
1978	348361	222081	126280	314579	207516	107063	33782	14565	19217
1979	356708	226528	130180	323243	211582	111661	33465	14946	18519
1980	372415	237552	134863	338627	222109	116518	33788	15443	18345
1981	379741	241389	138352	347322	225861	121461	32419	15528	16891
1982	378170	241339	136831	347249	226265	120984	30921	15074	15847
1983	379814	242686	137128	348274	227388	120886	31540	15298	16242
1984	369075	232793	136282	337618	217328	120290	31457	15465	15992
1985	364487	225677	138810	331307	209850	121457	33180	15827	17353
1986	365272	223550	141722	329993	207008	122985	35279	16542	18737
1987	369318	224534	144784	333263	207741	125522	36055	16793	19262
1988	378976	232472	146504	341404	215257	126147	37572	17215	20357
1989	389354	235788	153566	350720	218911	131809	38634	16877	21757
1990	403028	242187	160841	362784	224735	138049	40244	17452	22792
1991	400777	242599	158178	360866	224852	136014	39911	17747	22164
1992	404065	246175	157890	364685	228108	136577	39380	18067	21313
1993	397637	247048	150589	358473	229232	129241	39164	17816	21348

* - COMPLETE DATA ON PART-TIME STUDENTS NOT AVAILABLE
ALL FOOTNOTES WILL APPEAR AT THE END OF THE REPORT (SEE PAGE 183)

CREDIT COURSE ENROLLMENT, FALL 1942 THROUGH FALL 1993
STATE UNIVERSITY OF NEW YORK EXCLUDING COMMUNITY COLLEGES UNDER
THE SPONSORSHIP OF THE NEW YORK CITY BOARD OF EDUCATION

F A L L T E R M	T O T A L		E N R O L L M E N T		U N D E R G R A D U A T E			G R A D U A T E		
	TOTAL	FULL-TIME	PART-TIME	TOTAL	FULL-TIME	PART-TIME	TOTAL	FULL-TIME	PART-TIME	
1948	*	24464	*	*	24039	*	*	425	*	
1949	*	23247	*	*	22701	*	*	546	*	
1950	*	25680	*	*	23578	*	*	2102	*	
1951	*	24279	*	*	22246	*	*	2033	*	
1952	*	24130	*	*	22189	*	*	1941	*	
1953	*	24141	*	*	22198	*	*	1943	*	
1954	*	26084	*	*	23992	*	*	2092	*	
1955	*	28532	*	*	26461	*	*	2071	*	
1956	*	30183	*	*	28108	*	*	2075	*	
1957	*	32149	*	*	29965	*	*	2184	*	
1958	*	35800	*	*	33461	*	*	2339	*	
1959	54276	38663	15613	46167	36321	9846	8109	2342	5767	
1960	60997	43314	17683	53391	40948	12443	7606	2366	5240	
1961	70134	48392	21742	62112	45994	16118	8022	2398	5624	
1962	97226	62983	34243	85062	59052	26010	12164	3931	823	
1963	110493	71150	39343	97854	66855	30999	12639	4295	8344	
1964	130005	84683	45322	115851	79450	36401	14154	5233	8921	
1965	150623	97418	53205	133898	91220	42678	16725	6198	10527	
1966	162807	107074	55733	145246	99997	45249	17561	7077	10484	
1967	189446	123596	65850	168733	114843	53890	20713	8753	11960	
1968	216920	141595	75325	192711	131860	60851	24209	9735	14474	
1969	238278	158665	79613	209703	17474	62229	28575	11191	17384	
1970	265290	177515	87775	232078	164809	67269	33212	12706	20506	
1971	284220	189977	94243	247168	175948	71220	37052	14029	23023	
1972	308857	192421	98436	254198	178715	75483	36659	13706	22953	
1973	306576	201988	104588	268148	187876	80272	38428	14112	24316	
1974	325245	212256	112989	285035	197666	87369	40210	14590	25620	
1975	357614	231470	126144	316185	215802	100383	41429	15668	25761	
1976	342855	225461	117394	306436	210688	95748	36419	14773	21646	
1977	343946	223295	120651	309107	208623	100484	34839	14672	20167	
1978	348361	222081	126280	314579	207516	107063	33782	14565	19217	
1979	356708	226528	130180	323243	211582	111661	33465	14946	18519	
1980	372415	237552	134863	338627	222109	116518	33788	15443	18345	
1981	379741	241389	138352	347322	225861	121461	32419	15528	16891	
1982	378170	241339	136631	347249	226265	120984	30921	15074	15847	
1983	379814	242586	137128	348374	227388	120886	31540	16242	15298	
1984	369075	232793	136282	337618	217328	120290	31457	15465	15992	
1985	364487	225677	138810	331307	209850	121457	33180	15827	17353	
1986	365272	223550	141722	329993	207008	123985	35279	16542	18737	
1987	369318	224534	144784	333263	207741	125522	36055	16793	19262	
1988	378976	232472	146504	341404	215257	126147	36055	16793	20357	
1989	389354	235788	153566	350720	218911	131809	38634	16877	21757	
1990	403028	242187	160841	362784	224735	138049	40244	17452	22792	
1991	400777	242599	158178	360866	224852	136014	39911	17747	23164	
1992	404065	246175	157890	364685	228108	136577	39360	18067	21313	
1993	397637	247048	150589	358473	229232	129241	39164	17816	21348	

* - COMPLETE DATA ON PART-TIME STUDENTS NOT AVAILABLE
ALL FOOTNOTES WILL APPEAR AT THE END OF THE REPORT (SEE PAGE 183)

CREDIT COURSE ENROLLMENT, FALL 1948 THROUGH FALL 1993
STATE OPERATED/FUNDED

F A L L T E R M	T O T A L		E N R O L L M E N T		U N D E R G R A D U A T E		G R A D U A T E		
	TOTAL	FULL-TIME	PART-TIME	TOTAL	FULL-TIME	PART-TIME	TOTAL	FULL-TIME	PART-TIME
1948	*	22450	*	22025	*	425	*	425	*
1949	*	21090	*	20544	*	546	*	546	*
1950	*	23271	*	21169	*	2102	*	2102	*
1951	*	21681	*	19648	*	2033	*	2033	*
1952	*	21294	*	19353	*	1941	*	1941	*
1953	*	21182	*	19239	*	1943	*	1943	*
1954	*	22735	*	20643	*	2092	*	2092	*
1955	*	24522	*	22451	*	2071	*	2071	*
1956	*	25761	*	23686	*	2075	*	2075	*
1957	*	27258	*	25074	*	2184	*	2184	*
1958	*	29721	*	27382	*	2339	*	2339	*
1959	40258	31704	8554	29362	2787	8109	2787	2342	5767
1960	41898	33919	7979	34292	2739	7606	2739	2366	5240
1961	45686	36855	8831	37664	3207	8022	3207	2398	5624
1962	66137	48452	17685	53973	9452	12164	9452	3931	8233
1963	71271	52884	18387	58632	10043	12639	10043	4295	8344
1964	80253	60545	19708	66099	10787	14154	10787	5233	8921
1965	90456	67967	22489	73731	11962	16725	11962	6198	10527
1966	95776	74007	21769	78215	66930	17561	11285	7077	10484
1967	110522	84374	26148	89809	75621	20713	14188	8753	11960
1968	124331	94917	29414	100122	85182	24209	14940	9735	14474
1969	136721	104537	32184	108146	93346	28575	14800	11191	17384
1970	155469	117280	38189	122257	104574	33212	17683	12706	20506
1971	166363	124938	41425	129311	110909	37052	18402	14029	23023
1972	169074	125859	43215	132415	112153	36659	20262	13706	22953
1973	178811	132972	45839	140383	118860	38428	21523	14112	24316
1974	189450	139799	49651	149240	125209	40210	24031	14590	25620
1975	200999	148409	52590	159570	132741	41429	26829	15668	25761
1976	191539	144145	47394	155120	129372	36419	25748	14773	21646
1977	187850	141563	46287	153011	126891	34839	26120	14672	20167
1978	188416	141317	47099	154634	126752	33782	27882	14565	19217
1979	191200	143305	47895	157735	128359	33465	29376	14946	18519
1980	198723	147927	50796	164935	132484	33788	32451	15443	18345
1981	198150	148687	49463	165731	133159	32419	32572	15528	16891
1982	196034	147433	48601	165113	132359	30921	32754	15074	15847
1983	194966	146757	48209	163426	131459	31540	31967	15298	16242
1984	193644	144491	49153	162187	129026	31457	33161	15465	15992
1985	192798	142516	50282	159642	126710	33156	32932	15806	17350
1986	195893	142603	53290	160665	126102	35228	34563	16501	18727
1987	198829	143904	54925	162843	127162	35986	35681	16742	19244
1988	203515	147303	56212	166025	130151	37490	35874	17152	20338
1989	205644	146431	59213	167078	129603	38566	37475	16828	21738
1990	210377	148815	61562	170193	131405	40184	38788	17410	22774
1991	204409	147324	57085	164576	129633	39833	34943	17691	22142
1992	201013	146873	54140	161703	128859	39310	32844	18014	21296
1993	196597	145508	51089	157531	127740	39066	29791	17768	21298

* - COMPLETE DATA ON PART-TIME STUDENTS NOT AVAILABLE
ALL FOOTNOTES WILL APPEAR AT THE END OF THE REPORT (SEE PAGE 183)



CREDIT COURSE ENROLLMENT, FALL 1948 THROUGH FALL 1993
UNIV. CENTERS (INCL. HSC)

F A L L T E R M	T O T A L E N R O L L M E N T		U N D E R G R A D U A T E		G R A D U A T E			
	FULL-TIME	PART-TIME	TOTAL	FULL-TIME	PART-TIME	TOTAL	FULL-TIME	PART-TIME
1948	*	1537	*	1399	*	138	*	*
1949	*	1555	*	1300	*	255	*	*
1950	*	2410	*	2141	*	269	*	*
1951	*	1912	*	1685	*	227	*	*
1952	*	1902	*	1734	*	168	*	*
1953	*	2092	*	1935	*	157	*	*
1954	*	2269	*	2092	*	177	*	*
1955	*	2544	*	2391	*	153	*	*
1956	*	2667	*	2504	*	163	*	*
1957	*	2957	*	2769	*	188	*	*
1958	*	3330	*	3128	*	202	*	*
1959	4946	3645	1301	3984	518	962	179	783
1960	5220	4001	1219	4305	469	165	165	750
1961	5801	4561	1240	4397	519	885	164	721
1962	22581	13573	9008	17984	5946	4597	1535	3062
1963	24370	15067	9303	19240	5991	5130	1818	3312
1964	28003	17823	10180	15474	6336	6193	2349	3844
1965	31620	20826	10794	17724	6472	7424	3102	4252
1966	33513	23514	9999	19765	5746	8002	3749	4253
1967	39172	27956	11216	22843	6039	10290	5113	5177
1968	43973	31711	12262	25937	6132	11904	5774	6130
1969	49543	36447	13096	29683	5634	14226	6764	7462
1970	55293	40873	14420	32994	5565	16734	7879	8855
1971	57710	42246	15464	39372	5836	18338	8710	9628
1972	57337	41690	15647	39484	6421	17853	8627	9226
1973	60651	44068	16583	41932	6715	18719	8851	9868
1974	63769	46255	17514	44279	7082	19490	9058	10432
1975	68253	50151	18102	47233	6963	21020	9881	11139
1976	65777	49322	16455	46181	6325	19596	9466	10130
1977	65033	48607	16426	45396	6374	19637	9585	10052
1978	65669	49089	16580	46190	6703	19479	9602	9877
1979	66671	49697	16974	47121	7236	19550	9812	9738
1980	70696	52384	18312	50238	8145	20458	10291	10167
1981	70854	52880	17974	50728	8256	20126	10408	10408
1982	70471	52670	17801	50825	8227	19646	10072	9574
1983	70456	52664	17792	50564	8045	19892	10145	9747
1984	70310	52790	17520	50509	7976	19801	10257	9544
1985	69992	52520	17472	49808	7672	20184	10384	9800
1986	71555	53466	18089	50655	8051	20900	10862	10038
1987	72378	53630	18648	51067	8390	21211	10953	10258
1988	73882	54693	19189	52169	8689	11213	10500	10500
1989	73264	53255	20009	51141	8727	22123	10841	11282
1990	74873	54129	20744	51843	8917	23030	11203	11827
1991	74402	53636	20766	51293	9146	23109	11489	11620
1992	73565	53601	19964	50732	8736	22833	11605	11228
1993	71596	53744	17852	48813	6389	22783	11320	11463

* - COMPLETE DATA ON PART-TIME STUDENTS NOT AVAILABLE
ALL FOOTNOTES WILL APPEAR AT THE END OF THE REPORT (SEE PAGE 183)





CREDIT COURSE ENROLLMENT, FALL 1948 THROUGH FALL 1993
STATE UNIVERSITY OF NEW YORK AT ALBANY

F A L L T E R M	T O T A L E N R O L L M E N T		U N D E R G R A D U A T E		G R A D U A T E	
	TOTAL	FULL-TIME	PART-TIME	TOTAL	FULL-TIME	PART-TIME
1948	*	1537	*	1399	*	138
1949	*	1555	*	1300	*	255
1950	*	1907	*	1638	*	269
1951	*	1501	*	1274	*	227
1952	*	1536	*	1368	*	168
1953	*	1625	*	1468	*	157
1954	*	1752	*	1575	*	177
1955	*	1928	*	1775	*	153
1956	*	2002	*	1839	*	163
1957	*	2121	*	1933	*	188
1958	*	2336	*	2134	*	202
1959	3226	2386	840	2264	962	783
1960	3343	2544	799	2428	915	750
1961	3546	2775	771	2701	845	681
1962	4073	2963	1110	2838	1235	1042
1963	4137	3235	902	3041	1096	849
1964	5069	3888	1181	3674	1395	1095
1965	6147	4738	1409	4426	1721	1257
1966	7094	5393	1701	5138	1956	1388
1967	9150	6522	2628	6348	2802	1880
1968	10302	7431	3472	7079	3223	2124
1969	12143	8671	4372	8378	3765	2419
1970	13240	9721	3519	8982	4258	2591
1971	13905	10195	3710	9203	4702	2749
1972	13571	9943	3628	9076	4495	2568
1973	14731	10752	3979	9840	4891	2927
1974	14521	10658	3863	8788	4623	2761
1975	15414	11239	4175	10420	4994	3074
1976	14673	11024	3649	10173	4500	2713
1977	14679	10875	3804	10181	4498	2741
1978	15216	11234	3982	10530	4686	2913
1979	15368	11373	3995	10834	4534	2829
1980	16069	11872	4197	11255	4814	3037
1981	16128	11859	4269	11423	4705	3012
1982	15726	11549	4177	11178	4548	2914
1983	15997	11779	4218	11392	4605	2903
1984	15938	11864	4074	11503	4435	2717
1985	15978	11763	4215	11359	4619	2880
1986	16112	12109	4003	11636	4476	2717
1987	16219	12208	4011	11788	4759	2870
1988	16561	12653	3908	12062	4499	2626
1989	16628	12371	4257	11834	4794	2829
1990	17405	12907	4498	12459	4946	2891
1991	18807	13005	5802	13553	5254	2966
1992	19005	12865	6140	13815	5190	2848
1993	16759	12282	4477	11416	5343	3230

* - COMPLETE DATA ON PART-TIME STUDENTS NOT AVAILABLE
ALL FOOTNOTES WILL APPEAR AT THE END OF THE REPORT (SEE PAGE 183)

CREDIT COURSE ENROLLMENT, FALL 1948 THROUGH FALL 1993
SUNY AT BUFFALO (EXCLUDING HEALTH SCIENCES)

F A L L T E R M	T O T A L E N R O L L M E N T		U N D E R G R A D U A T E		G R A D U A T E		
	TOTAL	FULL-TIME	TOTAL	FULL-TIME	TOTAL	FULL-TIME	PART-TIME
1948	-	-	-	-	-	-	-
1949	-	-	-	-	-	-	-
1950	-	-	-	-	-	-	-
1951	-	-	-	-	-	-	-
1952	-	-	-	-	-	-	-
1953	-	-	-	-	-	-	-
1954	-	-	-	-	-	-	-
1955	-	-	-	-	-	-	-
1956	-	-	-	-	-	-	-
1957	-	-	-	-	-	-	-
1958	-	-	-	-	-	-	-
1959	-	-	-	-	-	-	-
1960	-	-	-	-	-	-	-
1961	-	-	-	-	-	-	-
1962+	14371	7414	6957	11911	6768	5143	1814
1963	15788	8146	7642	12768	7355	5413	2229
1964	17415	9098	8317	13795	7989	5806	2511
1965	18571	9926	8645	14315	8475	5840	2805
1966	17990	10423	7567	13711	8744	4967	2600
1967	19113	11871	7242	14176	9449	4727	2515
1968	20610	13235	7375	15185	10573	4612	2763
1969	20899	14444	6445	15157	11461	3696	2749
1970	21908	15368	6540	15875	12250	3625	2915
1971	22321	15647	6674	16500	12574	3926	2748
1972	20963	14415	6548	15650	11610	4040	2508
1973	21471	14827	6644	16076	11943	4133	2511
1974	22227	15629	6598	16656	12665	3991	2607
1975	24025	17424	6601	17877	13988	3889	2712
1976	21955	16043	5912	16308	12904	3404	2508
1977	21111	15207	5904	15307	12058	3249	2655
1978	21611	15521	6090	15944	12353	3591	2499
1979	21759	15191	6568	15882	11968	3914	2654
1980	23644	16503	7141	17409	12998	4411	2730
1981	24126	16995	7131	17907	13396	4511	2620
1982	23479	16661	6818	17461	13234	4227	2591
1983	23036	16250	6786	17001	12915	4086	2700
1984	22953	16272	6681	16934	12899	4035	2646
1985	22896	16341	6555	16628	12784	3844	2711
1986	23977	16937	7040	17147	13055	4092	2948
1987	24449	17154	7295	17516	13282	4234	3061
1988	24969	17533	7436	18050	13683	4367	3069
1989	24454	17017	7437	17672	13401	4271	3166
1990	24564	16745	7819	17543	13133	4410	3409
1991	22960	15743	7217	16001	12196	3805	3412
1992	22297	15781	6516	15458	12186	3272	3244
1993	22561	16320	6241	15743	12848	2895	3346
+							
1993	22561	16320	6241	15743	12848	2895	3346

+ - INDICATES FIRST YEAR OF OPERATION
ALL FOOTNOTES WILL APPEAR AT THE END OF THE REPORT (SEE PAGE 183)



CREDIT COURSE ENROLLMENT, FALL 1948 THROUGH FALL 1993
SUNY AT STONY BROOK (EXCLUDING HEALTH SCIENCES)

F A L L T E R M	T O T A L E N R O L L M E N T		U N D E R G R A D U A T E		G R A D U A T E	
	TOTAL	FULL-TIME	PART-TIME	TOTAL	FULL-TIME	PART-TIME
1948	-	-	-	-	-	-
1949	-	-	-	-	-	-
1950	-	-	-	-	-	-
1951	-	-	-	-	-	-
1952	-	-	-	-	-	-
1953	-	-	-	-	-	-
1954	-	-	-	-	-	-
1955	-	-	-	-	-	-
1956	-	-	-	-	-	-
1957+	*	148	*	-	-	-
1958	245	244	1	245	-	-
1959	369	368	1	369	-	-
1960	468	468	-	468	-	-
1961	559	557	2	559	-	-
1962	782	775	7	753	29	7
1963	1065	1045	20	1015	50	15
1964	1789	1776	13	1690	99	7
1965	2837	2809	28	2615	222	16
1966	3952	3915	37	3539	413	24
1967	5199	4980	219	4446	689	155
1968	6739	6131	608	5605	1134	405
1969	8825	7245	1580	6390	2090	1235
1970	10966	8332	2634	7083	3406	2157
1971	11413	8264	3149	7082	4331	2794
1972	12058	8854	3204	7252	4330	2728
1973	12134	8786	3348	7324	4155	2693
1974	14193	9778	4415	8228	4901	3351
1975	14849	10396	4453	8858	4927	3389
1976	15350	11165	4185	10684	4666	3129
1977	15006	11173	3833	10657	4349	2767
1978	14314	10858	3456	10286	4028	2501
1979	14615	11451	3164	10684	3931	2205
1980	14870	11647	3223	10987	3883	2134
1981	14238	11298	2940	10594	3644	1883
1982	14741	11721	3020	11216	3525	1795
1983	14660	11728	2932	11191	3469	1746
1984	14676	11762	2914	11195	3481	1731
1985	14360	11544	2816	10865	3495	1726
1986	14527	11371	3156	10748	3779	1909
1987	14524	11221	3303	10675	3849	1963
1988	14967	11297	3670	10745	4222	2211
1989	15107	11058	4049	10549	4558	2635
1990	15644	11450	4194	10873	4771	2687
1991	15800	12005	3795	11064	4736	2470
1992	15305	11674	3631	10514	4791	2509
1993	15216	11718	3498	10620	4596	2256

* - COMPLETE DATA ON PART-TIME STUDENTS NOT AVAILABLE + - INDICATES FIRST YEAR OF OPERATION
ALL FOOTNOTES WILL APPEAR AT THE END OF THE REPORT (SEE PAGE 183)



CREDIT COURSE ENROLLMENT, FALL 1948 THROUGH FALL 1993
STONY BROOK (INCL. HSC)

FALL TERM	TOTAL ENROLLMENT		UNDERGRADUATE		GRADUATE	
	TOTAL	PART-TIME	TOTAL	PART-TIME	TOTAL	PART-TIME
1948	-	-	-	-	-	-
1949	-	-	-	-	-	-
1950	-	-	-	-	-	-
1951	-	-	-	-	-	-
1952	-	-	-	-	-	-
1953	-	-	-	-	-	-
1954	-	-	-	-	-	-
1955	-	-	-	-	-	-
1956	-	-	-	-	-	-
1957*	*	*	*	*	*	*
1958	245	1	245	1	-	-
1959	369	1	369	1	-	-
1960	468	-	468	-	-	-
1961	559	2	559	2	-	-
1962	782	7	753	7	29	7
1963	1065	20	1015	5	50	15
1964	1789	13	1690	6	99	7
1965	2837	28	2615	12	222	16
1966	3952	37	3539	13	413	24
1967	5199	219	4446	64	689	155
1968	6739	608	5605	203	1134	405
1969	8825	1580	6390	345	2090	1235
1970	11062	2643	7170	486	3406	2157
1971	11815	3208	7366	375	4449	2833
1972	12684	3284	8105	481	4579	2803
1973	12973	3466	8441	655	4532	2811
1974	15158	4509	9815	1075	5343	3434
1975	16110	4622	10515	1097	5595	3525
1976	16571	4300	11216	1059	5355	3241
1977	16361	4053	11161	1076	5200	2977
1978	15643	3626	10791	1023	4852	2603
1979	15984	3344	11196	1049	4788	2295
1980	16347	3537	11562	1252	4785	2285
1981	15723	3240	11130	1003	4593	2037
1982	16181	3317	11717	10355	4464	1955
1983	16207	3254	11687	1312	4520	1942
1984	16248	3218	11679	1303	4569	1915
1985	15949	3150	11388	1241	4561	1909
1986	16166	3512	11279	9876	4887	2109
1987	16222	3713	11210	9698	5012	2201
1988	16728	4142	11252	9635	5476	2525
1989	17012	4652	11109	9500	5903	3043
1990	17623	4843	11403	9716	6220	3156
1991	17697	4347	11549	10106	6148	2904
1992	17232	4192	11000	9767	6232	2959
1993	17205	4094	11095	9745	6110	2744

* - COMPLETE DATA ON PART-TIME STUDENTS NOT AVAILABLE + - INDICATES FIRST YEAR OF OPERATION
ALL FOOTNOTES WILL APPEAR AT THE END OF THE REPORT (SEE PAGE 183)



CREDIT COURSE ENROLLMENT, FALL 1948 THROUGH FALL 1993
UNIVERSITY COLLEGES

FALL TERM	TOTAL ENROLLMENT		UNDERGRADUATE		GRADUATE	
	TOTAL	FULL-TIME	TOTAL	FULL-TIME	TOTAL	FULL-TIME
1948	*	9293	*	9293	-	-
1949	*	10176	*	10176	-	-
1950	*	10443	*	10443	-	-
1951	*	9952	*	9952	-	-
1952	*	9883	*	9883	-	-
1953	*	9863	*	9823	*	40
1954	*	10759	*	10715	*	44
1955	*	12064	*	12012	*	52
1956	*	12995	*	12995	-	-
1957	*	13918	*	13918	-	-
1958	*	15300	*	15300	-	-
1959	23583	16578	18723	16556	4860	22
1960	24245	17817	19929	17797	2132	20
1961	26796	19736	22079	19715	4717	21
1962	28912	21731	23907	21701	5005	30
1963	30714	23953	25846	23926	4868	27
1964	33960	27177	28686	26930	5274	247
1965	37788	30011	31288	29656	6500	355
1966	39968	32326	33273	31809	6695	517
1967	44767	36218	37295	35469	7472	749
1968	52704	41133	43476	40165	9228	968
1969	57176	44158	46341	42785	10835	1373
1970	66067	49625	53362	47922	12705	1703
1971	71765	54277	57071	52185	14694	2092
1972	73333	54805	58749	53051	14584	1754
1973	78532	57911	63433	56068	15099	1843
1974	83031	60599	67153	58590	15878	2009
1975	86902	64069	71403	61909	15499	2160
1976	81151	61623	69045	59896	12106	1727
1977	78219	59830	67686	58357	10533	1473
1978	77058	58782	67607	57516	9451	1266
1979	78407	59577	69592	58328	8815	1249
1980	80862	61577	72703	60352	8159	1225
1981	81112	61964	73785	60775	7327	1189
1982	80214	61082	73478	59989	6736	1093
1983	80016	60768	72798	59512	7218	1256
1984	80058	59757	72789	58441	7269	1316
1985	80417	58357	71945	56883	8472	1474
1986	82023	58225	72266	56550	9757	1675
1987	83934	58974	73893	57285	10041	1689
1988	87384	61042	76442	59276	10942	1766
1989	89103	61354	77599	59586	11504	1768
1990	91530	63199	79467	61228	12063	1971
1991	88949	62707	77427	60723	11522	1984
1992	86528	62137	75205	59948	11323	2189
1993	85041	61570	73986	59330	11055	2240
1993	85041	61570	73986	59330	11055	2240

* - COMPLETE DATA ON PART-TIME STUDENTS NOT AVAILABLE
ALL FOOTNOTES WILL APPEAR AT THE END OF THE REPORT (SEE PAGE 183)



CREDIT COURSE ENROLLMENT, FALL 1948 THROUGH FALL 1993
STATE UNIVERSITY COLLEGE AT BROCKPORT

F A L L T E R M	T O T A L E N R O L L M E N T		U N D E R G R A D U A T E		G R A D U A T E				
	TOTAL	FULL-TIME	PART-TIME	TOTAL	FULL-TIME	PART-TIME	TOTAL	FULL-TIME	PART-TIME
1948	*	1009	*	1009	*	*	-	-	-
1949	*	1180	*	1180	*	*	-	-	-
1950	*	1136	*	1136	*	*	-	-	-
1951	*	1002	*	1002	*	*	-	-	-
1952	*	914	*	914	*	*	-	-	-
1953	*	876	*	873	*	*	3	3	*
1954	*	987	*	984	*	*	3	3	*
1955	*	1059	*	1059	*	*	-	-	-
1956	*	1071	*	1071	*	*	-	-	-
1957	*	1115	*	1115	*	*	-	-	-
1958	*	1324	*	1324	*	*	-	-	-
1959	2167	1366	801	1388	22	779	779	779	779
1960	1954	1454	500	1566	112	388	388	388	388
1961	2646	1689	957	2173	484	473	473	473	473
1962	2459	1867	592	1969	102	490	490	490	490
1963	2590	2026	564	2116	90	474	474	474	474
1964	2747	2130	617	2191	61	556	556	556	556
1965	3353	2576	777	2616	59	737	737	737	718
1966	3757	2879	878	2917	61	840	840	840	821
1967	4574	3717	857	3700	36	874	874	874	821
1968	5514	4278	1236	4187	185	1142	1142	1142	1051
1969	5575	4258	1317	4401	265	1174	1174	1174	1052
1970	8330	6079	2251	6854	934	1476	1476	1476	1317
1971	10023	8126	1897	7876	312	1835	1835	1835	1585
1972	9762	7572	2190	7368	437	1957	1957	1957	1753
1973	10250	7937	2313	8283	564	1967	1967	1967	1749
1974	10668	7928	2740	8650	1011	2018	2018	2018	1729
1975	11696	8818	2878	9566	1082	2130	2130	2130	1796
1976	10730	8197	2533	9035	1074	1595	1595	1595	1459
1977	10033	7602	2431	8578	1185	1455	1455	1455	1246
1978	9785	7296	2489	8201	1150	1584	1584	1584	1339
1979	9324	6975	2349	7906	1153	1418	1418	1418	1196
1980	8633	6539	2094	7405	1064	1228	1228	1228	1030
1981	8049	6047	2002	6864	1007	1185	1185	1185	995
1982	7401	5628	1773	6297	841	1104	1104	1104	932
1983	7234	5395	1839	6043	843	1191	1191	1191	996
1984	7162	5111	2051	5870	986	1292	1292	1292	1065
1985	7421	4862	2559	5810	1172	1611	1611	1611	1387
1986	7724	4077	2847	5887	1262	1837	1837	1837	1585
1987	8147	5034	3113	6077	1342	2070	2070	2070	1771
1988	8840	5632	3208	6788	1439	2052	2052	2052	1769
1989	9222	5882	3340	7096	1464	2126	2126	2126	1834
1990	9661	6264	3397	7499	1563	2162	2162	2162	1834
1991	9543	6203	3340	7489	1560	2054	2054	2054	1780
1992	9227	6098	3129	7239	1441	1988	1988	1988	1688
1993	9006	6050	2956	7121	1363	1885	1885	1885	1593

* - COMPLETE DATA ON PART-TIME STUDENTS NOT AVAILABLE
ALL FOOTNOTES WILL APPEAR AT THE END OF THE REPORT (SEE PAGE 183)



CREDIT COURSE ENROLLMENT, FALL 1948 THROUGH FALL 1993
STATE UNIVERSITY COLLEGE AT BUFFALO

FALL TERM	TOTAL ENROLLMENT		UNDERGRADUATE		GRADUATE	
	TOTAL	FULL-TIME	TOTAL	FULL-TIME	TOTAL	FULL-TIME
1948	*	1971	*	1971	-	-
1949	*	1968	*	1968	-	-
1950	*	2022	*	2022	-	-
1951	*	2033	*	2033	-	-
1952	*	2053	*	2053	-	-
1953	*	2063	*	2063	-	-
1954	*	2223	*	2223	-	-
1955	*	2428	*	2428	-	-
1956	*	2491	*	2491	-	-
1957	*	2775	*	2775	-	-
1958	*	2881	*	2881	-	-
1959	4549	2997	3356	2997	1193	1193
1960	4338	3117	3407	3117	931	931
1961	4443	3206	3401	3206	1042	1042
1962	4491	3339	3489	3339	1002	1002
1963	4748	3685	3793	3685	955	955
1964	5847	4609	4760	4561	1087	1039
1965	6610	5187	5302	5120	1308	1241
1966	6926	5427	5555	5343	1371	1287
1967	7561	5958	5904	5821	1657	1520
1968	9225	6420	7109	6246	2116	1942
1969	9872	6814	7468	6587	2404	2177
1970	10532	7018	8013	6752	2519	2253
1971	10895	7335	8076	6986	2819	2470
1972	10660	7258	8122	7045	2538	2325
1973	11654	7978	9068	7754	2586	2362
1974	12383	8618	9763	8353	2620	2355
1975	12604	8772	10029	8513	2575	2316
1976	11850	8429	9692	8199	2158	1928
1977	11260	8238	9456	8055	1804	1621
1978	10870	7962	9243	7810	1627	1475
1979	10909	7912	9291	7749	1618	1455
1980	11749	8576	10128	8365	1621	1410
1981	11783	8731	10358	8529	1425	1223
1982	11430	8444	10017	8242	1413	1211
1983	11567	8561	10143	8352	1424	1215
1984	11548	8525	10181	8281	1367	1123
1985	11521	8359	10054	8101	1467	1209
1986	12011	8490	10395	8214	1616	1340
1987	12051	8377	10295	8093	1756	1472
1988	12721	8504	10683	8198	2038	1732
1989	12570	8322	10520	8045	2050	1773
1990	12962	8633	10818	8318	2144	1829
1991	12471	8605	10503	8265	2238	1968
1992	12109	8412	10204	8071	1905	1564
1993	11529	7965	9717	7626	1812	1473

36

* - COMPLETE DATA ON PART-TIME STUDENTS NOT AVAILABLE
ALL FOOTNOTES WILL APPEAR AT THE END OF THE REPORT (SEE PAGE 183)

CREDIT COURSE ENROLLMENT, FALL 1948 THROUGH FALL 1993
STATE UNIVERSITY COLLEGE EMPIRE STATE

F A L L T E R M	T O T A L E N R O L L M E N T		U N D E R G R A D U A T E		G R A D U A T E	
	TOTAL	FULL-TIME	TOTAL	FULL-TIME	TOTAL	FULL-TIME
1948	-	-	-	-	-	-
1949	-	-	-	-	-	-
1950	-	-	-	-	-	-
1951	-	-	-	-	-	-
1952	-	-	-	-	-	-
1953	-	-	-	-	-	-
1954	-	-	-	-	-	-
1955	-	-	-	-	-	-
1956	-	-	-	-	-	-
1957	-	-	-	-	-	-
1958	-	-	-	-	-	-
1959	-	-	-	-	-	-
1960	-	-	-	-	-	-
1961	-	-	-	-	-	-
1962	-	-	-	-	-	-
1963	-	-	-	-	-	-
1964	-	-	-	-	-	-
1965	-	-	-	-	-	-
1966	-	-	-	-	-	-
1967	-	-	-	-	-	-
1968	-	-	-	-	-	-
1969	-	-	-	-	-	-
1970	-	-	-	-	-	-
1971	-	-	-	-	-	-
1972+	764	423	764	423	341	341
1973	1878	1058	1878	1058	820	820
1974	2242	1104	2242	1104	1138	1138
1975	3537	1586	3537	1586	1951	1951
1976	3136	1225	3136	1225	1911	1911
1977	3110	1164	3110	1164	1946	1946
1978	3369	1118	3369	1118	2251	2251
1979	3834	959	3834	959	2875	2875
1980	4769	1191	4769	1191	3578	3578
1981	5125	1078	5125	1078	4047	4047
1982	5201	1037	5201	1037	4164	4164
1983	4902	1038	4902	1038	3864	3864
1984	5661	1173	5661	1173	4440	4440
1985	5511	1064	5438	1062	4376	4376
1986	5550	969	5477	966	4511	4511
1987	5961	938	5862	936	4926	4926
1988	6495	1082	6362	1077	5285	5285
1989	7229	1147	7072	1144	5928	5928
1990	6900	1104	6720	1094	5626	5626
1991	6305	1124	6097	1111	4986	4986
1992	6304	1488	6063	1472	4591	4591
1993	6249	1625	5929	1596	4333	4333
+ -	INDICATES FIRST YEAR OF OPERATION					
	ALL FOOTNOTES WILL APPEAR AT THE END OF THE REPORT (SEE PAGE 183)					
94/1469-16						

40



CREDIT COURSE ENROLLMENT, FALL 1948 THROUGH FALL 1993
STATE UNIVERSITY COLLEGE AT FREDONIA

F A L L T E R M	T O T A L E N R O L L M E N T		U N D E R G R A D U A T E		G R A D U A T E	
	TOTAL	FULL-TIME	PART-TIME	TOTAL	FULL-TIME	PART-TIME
1948	*	657	*	*	657	*
1949	*	759	*	*	759	*
1950	*	762	*	*	762	*
1951	*	736	*	*	736	*
1952	*	712	*	*	712	*
1953	*	631	*	*	631	*
1954	*	693	*	*	693	*
1955	*	646	*	*	646	*
1956	*	723	*	*	723	*
1957	*	830	*	*	830	*
1958	*	895	*	*	895	*
1959	1375	1050	325	1185	1050	135
1960	1469	1166	303	1297	1166	131
1961	1448	1256	192	1346	1256	90
1962	1785	1513	272	1606	1513	93
1963	2026	1727	299	1817	1727	90
1964	2461	2118	343	2242	2113	129
1965	2723	2324	399	2414	2311	103
1966	2874	2478	396	2605	2467	138
1967	3112	2768	344	2791	2723	68
1968	3742	3160	582	3285	3078	207
1969	4254	3509	745	3683	3431	252
1970	4768	3906	862	4086	3805	281
1971	5129	4242	887	4428	4110	318
1972	5334	4425	909	4687	4321	366
1973	5232	4267	965	4526	4175	351
1974	5012	3964	1048	4306	3876	430
1975	5233	3961	1272	4350	3839	511
1976	5203	4124	1079	4504	4015	489
1977	4977	3966	1011	4381	3866	515
1978	5090	4075	1015	4543	3986	557
1979	5262	4239	1033	4776	4143	633
1980	5208	4236	972	4785	4163	622
1981	5212	4335	877	4858	4279	579
1982	5192	4385	807	4900	4333	567
1983	5161	4314	847	4897	4246	651
1984	4985	4225	760	4718	4181	537
1985	4831	4106	725	4491	4030	461
1986	4926	4063	863	4510	3973	537
1987	5011	4139	872	4626	4077	549
1988	4994	4261	733	4604	4183	421
1989	4851	4227	624	4473	4154	319
1990	5041	4295	746	4239	4239	371
1991	4957	4308	649	4537	4240	297
1992	4889	4253	636	4428	4177	251
1993	4838	4201	637	4421	4123	298
1994	4838	4201	637	4421	4123	298
1995	4838	4201	637	4421	4123	298
1996	4838	4201	637	4421	4123	298
1997	4838	4201	637	4421	4123	298
1998	4838	4201	637	4421	4123	298
1999	4838	4201	637	4421	4123	298
2000	4838	4201	637	4421	4123	298
2001	4838	4201	637	4421	4123	298
2002	4838	4201	637	4421	4123	298
2003	4838	4201	637	4421	4123	298
2004	4838	4201	637	4421	4123	298
2005	4838	4201	637	4421	4123	298
2006	4838	4201	637	4421	4123	298
2007	4838	4201	637	4421	4123	298
2008	4838	4201	637	4421	4123	298
2009	4838	4201	637	4421	4123	298
2010	4838	4201	637	4421	4123	298
2011	4838	4201	637	4421	4123	298
2012	4838	4201	637	4421	4123	298
2013	4838	4201	637	4421	4123	298
2014	4838	4201	637	4421	4123	298
2015	4838	4201	637	4421	4123	298
2016	4838	4201	637	4421	4123	298
2017	4838	4201	637	4421	4123	298
2018	4838	4201	637	4421	4123	298
2019	4838	4201	637	4421	4123	298
2020	4838	4201	637	4421	4123	298
2021	4838	4201	637	4421	4123	298
2022	4838	4201	637	4421	4123	298
2023	4838	4201	637	4421	4123	298
2024	4838	4201	637	4421	4123	298
2025	4838	4201	637	4421	4123	298
2026	4838	4201	637	4421	4123	298
2027	4838	4201	637	4421	4123	298
2028	4838	4201	637	4421	4123	298
2029	4838	4201	637	4421	4123	298
2030	4838	4201	637	4421	4123	298
2031	4838	4201	637	4421	4123	298
2032	4838	4201	637	4421	4123	298
2033	4838	4201	637	4421	4123	298
2034	4838	4201	637	4421	4123	298
2035	4838	4201	637	4421	4123	298
2036	4838	4201	637	4421	4123	298
2037	4838	4201	637	4421	4123	298
2038	4838	4201	637	4421	4123	298
2039	4838	4201	637	4421	4123	298
2040	4838	4201	637	4421	4123	298
2041	4838	4201	637	4421	4123	298
2042	4838	4201	637	4421	4123	298
2043	4838	4201	637	4421	4123	298
2044	4838	4201	637	4421	4123	298
2045	4838	4201	637	4421	4123	298
2046	4838	4201	637	4421	4123	298
2047	4838	4201	637	4421	4123	298
2048	4838	4201	637	4421	4123	298
2049	4838	4201	637	4421	4123	298
2050	4838	4201	637	4421	4123	298
2051	4838	4201	637	4421	4123	298
2052	4838	4201	637	4421	4123	298
2053	4838	4201	637	4421	4123	298
2054	4838	4201	637	4421	4123	298
2055	4838	4201	637	4421	4123	298
2056	4838	4201	637	4421	4123	298
2057	4838	4201	637	4421	4123	298
2058	4838	4201	637	4421	4123	298
2059	4838	4201	637	4421	4123	298
2060	4838	4201	637	4421	4123	298
2061	4838	4201	637	4421	4123	298
2062	4838	4201	637	4421	4123	298
2063	4838	4201	637	4421	4123	298
2064	4838	4201	637	4421	4123	298
2065	4838	4201	637	4421	4123	298
2066	4838	4201	637	4421	4123	298
2067	4838	4201	637	4421	4123	298
2068	4838	4201	637	4421	4123	298
2069	4838	4201	637	4421	4123	298
2070	4838	4201	637	4421	4123	298
2071	4838	4201	637	4421	4123	298
2072	4838	4201	637	4421	4123	298
2073	4838	4201	637	4421	4123	298
2074	4838	4201	637	4421	4123	298
2075	4838	4201	637	4421	4123	298
2076	4838	4201	637	4421	4123	298
2077	4838	4201	637	4421	4123	298
2078	4838	4201	637	4421	4123	298
2079	4838	4201	637	4421	4123	298
2080	4838	4201	637	4421	4123	298
2081	4838	4201	637	4421	4123	298
2082	4838	4201	637	4421	4123	298
2083	4838	4201	637	4421	4123	298
2084	4838	4201	637	4421	4123	298
2085	4838	4201	637	4421	4123	298
2086	4838	4201	637	4421	4123	298
2087	4838	4201	637	4421	4123	298
2088	4838	4201	637	4421	4123	298
2089	4838	4201	637	4421	4123	298
2090	4838	4201	637	4421	4123	298
2091	4838	4201	637	4421	4123	298
2092	4838	4201	637	4421	4123	298
2093	4838	4201	637	4421	4123	298
2094	4838	4201	637	4421	4123	298
2095	4838	4201	637	4421	4123	298
2096	4838	4201	637	4421	4123	298
2097	4838	4201	637	4421	4123	298
2098	4838	4201	637	4421	4123	298
2099	4838	4201	637	4421	4123	298
2100	4838	4201	637	4421	4123	298
2101	4838	4201	637	4421	4123	298
2102	4838	4201	637	4421	4123	298
2103	4838	4201	637	4421	4123	298
2104	4838	4201	637	4421	4123	298
2105	4838	4201	637	4421	4123	298
2106	4838	4201	637	4421	4123	298
2107	4838	4201	637	4421	4123	298
2108	4838	4201	637	4421	4123	298
2109	4838	4201	637	4421	4123	298
2110	4838	4201	637	4421	4123	298
2111	4838	4201	637	4421	4123	298
2112	4838	4201	637	4421	4123	298
2113	4838	4201	637	4421	4123	298
2114	4838	4201	637	4421	4123	298
2115	4838	4201	637	4421	4123	298
2116	4838	4201	637	4421	4123	298
2117	4838	4201	637	4421	4123	298
2118	4838	4201	637	4421	4123	298
2119	4838	4201	637	4421	4123	298
2120	4838	4201	637	4421	4123	298
2121	4838	4201	637	4421	4123	298
2122	4838	4201	637	4421	4123	298
2123	4838	4201	637	4421	4123	298
2124	4838	4201	637	4421	4123	298
2125	4838	4201	637	4421	4123	298
2126	4838	4201	637	4421	4123	298
2127	4838	4201	637	4421	4123	298
2128	4838	4201	637	4421	4123	298
2129	4838	4201	637	4421	4123	298
2130	4838	4201	637	4421	4123	298
2131	4838	4201	637	4421	4123	298
2132	4838	4201	637	4421	4123	298
2133	4838	4201	637	4421	4123	298
2134	4838	4201				

CREDIT COURSE ENROLLMENT, FALL 1948 THROUGH FALL 1993
STATE UNIVERSITY COLLEGE AT GENESEE

F A L L T E R M	T O T A L E N R O L L M E N T		U N D E R G R A D U A T E		G R A D U A T E	
	TOTAL	FULL-TIME	PART-TIME	TOTAL	FULL-TIME	PART-TIME
1948	*	523	*	*	523	-
1949	*	642	*	*	642	-
1950	*	667	*	*	667	-
1951	*	627	*	*	627	-
1952	*	595	*	*	595	-
1953	*	558	*	*	558	-
1954	*	612	*	*	612	-
1955	*	727	*	*	727	-
1956	*	768	*	*	768	-
1957	*	897	*	*	897	-
1958	*	1032	*	*	1032	-
1959	1592	1162	430	1330	188	262
1960	1792	1343	449	1505	1327	178
1961	2035	1529	506	1667	1510	157
1962	2262	1701	561	1824	1674	150
1963	2370	1758	612	1889	1745	144
1964	2734	2089	645	2158	2030	128
1965	3035	2310	725	2358	2248	110
1966	3283	2622	661	2639	2546	93
1967	3671	2952	719	3007	2858	149
1968	4136	3346	790	3388	3216	172
1969	4687	3736	951	3645	3482	163
1970	5408	4257	1151	4269	3980	289
1971	5905	4663	1242	4736	4387	349
1972	5699	4469	1230	4488	4211	277
1973	6373	4860	1513	4872	4591	281
1974	6567	4986	1581	5063	4706	357
1975	6374	5116	1258	5183	4825	358
1976	5845	4983	862	4989	4721	268
1977	5153	4446	707	4437	4232	205
1978	5342	4666	676	4708	4468	240
1979	5550	4820	730	4885	4632	253
1980	5571	4931	640	4957	4742	215
1981	5546	4983	563	5032	4819	213
1982	5231	4770	461	4811	4637	174
1983	5319	4910	409	4966	4791	175
1984	5282	4931	351	4960	4824	136
1985	5425	5023	402	5033	4920	113
1986	5333	4967	366	4973	4857	116
1987	5363	4970	393	4978	4858	120
1988	5321	4895	426	4892	4788	104
1989	5373	4915	458	4939	4812	127
1990	5599	5075	524	5125	4968	157
1991	5672	5065	607	5166	4949	217
1992	5651	5120	531	5171	5002	169
1993	5631	5164	467	5206	5060	146
TOTAL	425	321	45	425	321	45

* - COMPLETE DATA ON PART-TIME STUDENTS NOT AVAILABLE.
ALL FOOTNOTES WILL APPEAR AT THE END OF THE REPORT (SEE PAGE 183)

44

CREDIT COURSE ENROLLMENT, FALL 1948 THROUGH FALL 1993
STATE UNIVERSITY COLLEGE AT NEW PALTZ

F A L L T E R M	T O T A L E N R O L L M E N T		U N D E R G R A D U A T E		G R A D U A T E		
	TOTAL	FULL-TIME	TOTAL	FULL-TIME	TOTAL	FULL-TIME	PART-TIME
1948	*	679	*	679	*	*	-
1949	*	779	*	779	*	*	-
1950	*	906	*	906	*	*	-
1951	*	846	*	846	*	*	-
1952	*	888	*	888	*	*	-
1953	*	859	*	859	*	*	-
1954	*	891	*	891	*	*	-
1955	*	1079	*	1079	*	*	-
1956	*	1190	*	1190	*	*	-
1957	*	1241	*	1241	*	*	-
1958	*	1287	*	1287	*	*	-
1959	2620	1456	1715	1456	259	259	905
1960	2795	1600	1874	1600	274	274	921
1961	3025	1822	2063	1822	241	241	962
1962	3453	2278	2465	2275	190	190	985
1963	3527	2537	2669	2523	146	146	844
1964	3672	2874	2883	2800	83	74	715
1965	4115	3187	3199	3101	98	86	830
1966	4284	3429	3402	3332	70	97	785
1967	4760	3652	3635	3509	126	143	982
1968	5952	4543	4541	4418	123	125	1286
1969	6604	4652	4791	4469	322	183	1630
1970	7642	5121	5367	4884	483	237	2038
1971	7880	4970	5247	4708	539	262	2371
1972	8225	4891	5321	4649	672	242	2662
1973	8361	4766	5383	4521	862	245	2733
1974	8498	4656	5371	4420	951	236	2891
1975	8892	5091	5898	4821	1077	270	2724
1976	8262	4968	5829	4725	1104	243	2190
1977	7543	4581	5457	4388	1069	193	1893
1978	6747	4207	4982	4083	899	124	1641
1979	6902	4227	5281	4076	1205	151	1470
1980	7204	4554	5665	4438	1227	116	1423
1981	7265	4652	5931	4492	1439	160	1174
1982	7418	4807	6121	4651	1470	156	1141
1983	7515	4932	6129	4712	1417	220	1166
1984	7344	4729	6031	4502	1529	227	1086
1985	7392	4481	5977	4261	1716	220	1195
1986	7608	4478	5910	4230	1680	248	1450
1987	7590	4536	6143	4351	1792	185	1262
1988	8093	4855	6392	4664	1728	191	1510
1989	8255	4945	6403	4727	1676	218	1634
1990	8612	5196	6644	4920	1724	276	1692
1991	8475	5123	6644	4863	1756	260	1596
1992	8092	5096	6261	4773	1488	323	1508
1993	7301	5028	6136	4658	1478	370	1395

* - COMPLETE DATA ON PART-TIME STUDENTS NOT AVAILABLE

ALL FOOTNOTES WILL APPEAR AT THE END OF THE REPORT (SEE PAGE 183)

CREDIT COURSE ENROLLMENT, FALL 1948 THROUGH FALL 1993
STATE UNIVERSITY COLLEGE AT OLD WESTBURY

F A L L T E R M	U N D E R G R A D U A T E		
	TOTAL	FULL-TIME	PART-TIME
1948	-	-	-
1949	-	-	-
1950	-	-	-
1951	-	-	-
1952	-	-	-
1953	-	-	-
1954	-	-	-
1955	-	-	-
1956	-	-	-
1957	-	-	-
1958	-	-	-
1959	-	-	-
1960	-	-	-
1961	-	-	-
1962	-	-	-
1963	-	-	-
1964	-	-	-
1965	-	-	-
1966	-	-	-
1967	-	-	-
1968+	107	107	-
1969	223	223	-
1970	195	172	23
1971	571	498	73
1972	774	716	58
1973	1078	803	275
1974	1390	1005	385
1975	1875	1351	524
1976	2104	1574	530
1977	2252	1723	529
1978	2259	1622	637
1979	2854	2017	837
1980	3123	2221	902
1981	3445	2515	930
1982	3755	2699	1056
1983	3865	2745	1120
1984	3743	2708	1035
1985	3558	2478	1080
1986	3624	2411	1213
1987	3628	2455	1173
1988	3923	2588	1335
1989	4057	2716	1341
1990	4262	2907	1355
1991	4194	2992	1202
1992	4111	2974	1137
1993	3947	2848	1099

+ - INDICATES FIRST YEAR OF OPERATION
ALL FOOTNOTES WILL APPEAR AT THE END OF THE REPORT (SEE PAGE 183)

CREDIT COURSE ENROLLMENT, FALL 1948 THROUGH FALL 1993
STATE UNIVERSITY COLLEGE AT OSWEGO

F A L L T E R M	T O T A L		E N R O L L M E N T		U N D E R G R A D U A T E		G R A D U A T E		
	TOTAL	FULL-TIME	PART-TIME	TOTAL	FULL-TIME	PART-TIME	TOTAL	FULL-TIME	PART-TIME
1948	*	1371	*	*	*	1371	*	-	-
1949	*	1483	*	*	*	1483	*	-	-
1950	*	1360	*	*	*	1360	*	-	-
1951	*	1156	*	*	*	1156	*	-	-
1952	*	1076	*	*	*	1076	*	-	-
1953	*	1113	*	*	*	1076	*	37	37
1954	*	1268	*	*	*	1227	*	41	41
1955	*	1528	*	*	*	1476	*	52	52
1956	*	1700	*	*	*	1700	*	-	-
1957	*	1810	*	*	*	1810	*	-	-
1958	*	2059	*	*	*	2059	*	-	-
1959	*	2743	487	2256	*	2470	*	214	273
1960	2794	2257	537	2257	196	2453	196	341	341
1961	3301	2733	568	2935	204	2731	204	366	364
1962	3562	2924	638	3154	230	2924	230	408	408
1963	3894	3227	667	3450	223	3227	223	444	444
1964	4283	3609	674	3800	212	3588	212	483	462
1965	4788	3809	979	3999	227	3772	227	789	752
1966	4757	3861	896	4013	205	3808	205	744	691
1967	5663	4261	1402	4899	698	4201	698	764	704
1968	6650	4987	1663	5789	879	4910	879	861	784
1969	7238	5459	1779	6121	762	5359	762	1117	1017
1970	8283	6154	2129	6920	908	6012	908	1363	1221
1971	8528	6460	2068	6998	681	6317	681	1530	1387
1972	8312	6376	1936	6927	687	6240	687	1385	1249
1973	8857	6828	2029	7409	729	6680	729	1448	1300
1974	9143	7101	2042	7632	664	6968	664	1511	1378
1975	9764	7822	1942	8048	427	7621	427	1716	1515
1976	8672	7413	1259	7568	321	7247	321	1104	938
1977	8272	6966	1306	7205	371	6834	371	1067	935
1978	7767	6589	1178	6934	444	6490	444	833	734
1979	7615	6620	995	6894	385	6509	385	721	610
1980	7554	6707	847	6926	312	6614	312	628	535
1981	7556	6789	767	7035	330	6705	330	521	437
1982	7841	6783	1058	7329	634	6695	634	512	424
1983	7832	6642	1190	7211	680	6531	680	621	510
1984	7694	6392	1302	7004	751	6253	751	690	551
1985	8167	6460	1707	7238	960	6278	960	182	747
1986	8449	6695	1754	7445	935	6510	935	1004	819
1987	8319	6480	1839	7318	999	6319	999	1001	840
1988	8672	6781	1891	7592	992	6600	992	1080	899
1989	8839	6733	2106	7642	1079	6563	1079	1197	1027
1990	8942	6735	2207	7774	1188	6586	1188	1129	1019
1991	8750	6785	1965	7621	1005	6616	1005	1169	960
1992	8555	6717	1838	7473	944	6529	944	1082	894
1993	8985	7156	1829	7812	869	6943	869	1173	960

* - COMPLETE DATA ON PART-TIME STUDENTS NOT AVAILABLE
ALL FOOTNOTES WILL APPEAR AT THE END OF THE REPORT (SEE PAGE 183)

CREDIT COURSE ENROLLMENT, FALL 1948 THROUGH FALL 1993
STATE UNIVERSITY COLLEGE AT PLATTSBURGH

F A L L T E R M	T O T A L E N R O L L M E N T		U N D E R G R A D U A T E		G R A D U A T E	
	TOTAL	FULL-TIME	PART-TIME	TOTAL	FULL-TIME	PART-TIME
1948	*	647	*	*	647	*
1949	*	730	*	*	730	*
1950	*	833	*	*	833	*
1951	*	830	*	*	830	*
1952	*	838	*	*	838	*
1953	*	827	*	*	827	*
1954	*	899	*	*	899	*
1955	*	956	*	*	956	*
1956	*	1014	*	*	1014	*
1957	*	1055	*	*	1055	*
1958	*	1193	*	*	1193	*
1959	1735	1307	428	1501	1305	196
1960	1812	1412	400	1600	1408	192
1961	2077	1542	535	1870	1542	328
1962	2539	1718	821	2312	1718	594
1963	2746	1919	827	2476	1919	557
1964	2811	2117	694	2527	2109	418
1965	3122	2412	710	2741	2399	342
1966	3231	2569	662	2761	2522	239
1967	3742	3021	721	3258	2966	292
1968	4321	3459	862	3686	3375	311
1969	4776	3757	1019	4053	3643	410
1970	5226	4053	1173	4443	3949	494
1971	5754	4423	1331	4814	4273	541
1972	5885	4638	1247	5012	4504	508
1973	5708	4304	1404	4714	4158	556
1974	6465	5072	1393	5307	4860	447
1975	6709	5327	1382	5619	5154	465
1976	5970	4937	1033	5296	4821	475
1977	6067	5138	929	5472	5021	451
1978	6022	5149	873	5595	5054	541
1979	6155	5327	828	5727	5233	494
1980	6320	5487	833	5859	5388	471
1981	6266	5437	829	5829	5345	484
1982	6019	5286	733	5645	5204	441
1983	5917	5258	659	5554	5151	403
1984	6044	5335	709	5675	5252	423
1985	6225	5205	1020	5692	5087	605
1986	6196	5133	1063	5595	5015	580
1987	6448	5208	1240	5754	5060	694
1988	6594	5300	1294	5819	5139	680
1989	6432	5268	1164	5673	5111	562
1990	6548	5287	1261	5641	5078	563
1991	6328	5185	1143	5513	5008	505
1992	6161	5155	1006	5424	4940	484
1993	6197	5202	995	5419	5004	475
TOTAL				718	595	117

* - COMPLETE DATA ON PART-TIME STUDENTS NOT AVAILABLE
ALL FOOTNOTES WILL APPEAR AT THE END OF THE REPORT (SEE PAGE 183)



CREDIT COURSE ENROLLMENT, FALL 1948 THROUGH FALL 1993
STATE UNIVERSITY COLLEGE AT PURCHASE

FALL T E R M	T O T A L E N R O L L M E N T		U N D E R G R A D U A T E		G R A D U A T E	
	T O T A L	F U L L - T I M E	P A R T - T I M E	T O T A L	F U L L - T I M E	P A R T - T I M E
1948	-	-	-	-	-	-
1949	-	-	-	-	-	-
1950	-	-	-	-	-	-
1951	-	-	-	-	-	-
1952	-	-	-	-	-	-
1953	-	-	-	-	-	-
1954	-	-	-	-	-	-
1955	-	-	-	-	-	-
1956	-	-	-	-	-	-
1957	-	-	-	-	-	-
1958	-	-	-	-	-	-
1959	-	-	-	-	-	-
1960	-	-	-	-	-	-
1961	-	-	-	-	-	-
1962	-	-	-	-	-	-
1963	-	-	-	-	-	-
1964	-	-	-	-	-	-
1965	-	-	-	-	-	-
1966	-	-	-	-	-	-
1967	-	-	-	-	-	-
1968	-	-	-	-	-	-
1969+	105	105	-	105	-	-
1970	422	229	193	422	193	-
1971	778	380	398	778	398	-
1972	1532	800	732	1532	732	-
1973	2285	1203	1082	2285	1082	-
1974	2695	1573	1122	2695	1122	-
1975	2778	1759	1019	2778	1019	-
1976	2686	1690	996	2686	996	-
1977	2546	1639	907	2546	907	-
1978	3056	1904	1152	3056	1152	-
1979	3241	2033	1208	3241	1208	-
1980	3653	2193	1460	3653	1460	-
1981	3603	2209	1394	3603	1394	-
1982	3688	2172	1516	3688	1516	-
1983	3612	2182	1430	3612	1430	-
1984	3865	2229	1636	3865	1636	-
1985	3875	2160	1715	3864	1715	4
1986	3989	2220	1769	3972	1769	11
1987	4163	2342	1821	4144	1821	17
1988	4143	2379	1764	4119	1763	19
1989	4393	2484	1909	4363	1906	24
1990	4619	2595	2024	4587	2021	27
1991	4262	2510	1752	4225	1747	29
1992	3949	2443	1506	3909	1500	32
1993	3978	2529	1449	3919	1441	34
+ -	INDICATES FIRST YEAR OF OPERATION			2478	1441	51
	ALL FOOTNOTES WILL APPEAR AT THE END OF THE REPORT (SEE PAGE 183)			59	51	8



CREDIT COURSE ENROLLMENT, FALL 1948 THROUGH FALL 1993
HEALTH SCIENCES CENTERS

F A L L T E R M	T O T A L		E N R O L L M E N T		U N D E R G R A D U A T E			G R A D U A T E		
	TOTAL	FULL-TIME	PART-TIME	TOTAL	FULL-TIME	PART-TIME	TOTAL	FULL-TIME	PART-TIME	
1948	-	-	-	-	-	-	-	-	-	-
1949	-	-	-	-	-	-	-	-	-	-
1950+	*	762	*	-	-	-	-	*	762	*
1951	*	818	*	-	-	-	-	*	818	*
1952	*	903	*	-	-	-	-	*	903	*
1953	*	899	*	33	33	-	-	*	866	*
1954	*	924	*	*	36	*	*	*	888	*
1955	*	940	*	*	45	*	*	*	895	*
1956	*	933	*	*	33	*	*	*	900	*
1957	*	936	*	*	26	*	*	*	910	*
1958	1018	956	62	89	31	58	929	925	4	4
1959	1047	981	66	107	52	55	940	929	11	11
1960	1085	1014	71	133	73	60	952	941	11	11
1961	1145	1058	87	162	85	77	983	973	10	10
1962	2499	2061	438	738	368	370	1761	1693	68	68
1963	2537	2151	386	690	385	305	1847	1766	81	81
1964	2716	2404	312	704	494	210	2012	1910	102	102
1965	2877	2581	296	717	532	185	2160	2049	111	111
1966	2991	2749	242	757	592	160	2234	2152	82	82
1967	3141	2935	206	858	713	145	2283	2222	61	61
1968	3264	3083	181	916	799	117	2348	2284	64	64
1969	3464	3280	184	959	873	86	2505	2407	98	98
1970	3835	3682	153	1224	1168	56	2611	2514	97	97
1971	4537	4213	324	1630	1515	115	2907	2698	209	209
1972	5063	4608	455	1881	1726	155	3182	2882	300	300
1973	5899	5131	768	2302	2066	236	3597	3065	532	532
1974	6070	5362	708	2411	2181	230	3659	3181	478	478
1975	6743	5903	840	2666	2451	215	4077	3452	625	625
1976	6650	5912	738	2546	2407	139	4104	3505	599	599
1977	6634	5779	855	2364	2203	161	4270	3576	694	694
1978	6631	5751	880	2322	2121	201	4309	3630	679	679
1979	6629	5724	905	2310	2057	253	4319	3667	652	652
1980	7202	5981	1221	2683	2257	426	4519	3724	795	795
1981	7152	5960	1192	2623	2238	385	4529	3722	807	807
1982	7141	5920	1221	2662	2219	443	4479	3701	778	778
1983	7189	5961	1228	2625	2174	451	4564	3787	777	777
1984	7030	5828	1202	2489	2069	420	4541	3759	782	782
1985	6824	5614	1210	2349	1935	414	4475	3679	796	796
1986	6863	5740	1223	2461	1940	521	4502	3800	702	702
1987	7262	5786	1476	2578	1919	659	4384	3867	817	817
1988	7457	5915	1542	2653	2024	629	4804	3891	913	913
1989	7548	5623	1925	2735	1841	894	4813	3782	1031	1031
1990	7727	5715	2012	2738	1894	844	4989	3821	1168	1168
1991	7617	5667	1950	2697	1924	773	4920	3743	1177	1177
1992	7798	5830	1968	2845	2043	802	4953	3787	1166	1166
1993	7914	5947	1967	2874	2082	792	5040	3865	1175	1175

* - COMPLETE DATA ON PART-TIME STUDENTS NOT AVAILABLE + - INDICATES FIRST YEAR OF OPERATION
ALL FOOTNOTES WILL APPEAR AT THE END OF THE REPORT (SEE PAGE 183)

CREDIT COURSE ENROLLMENT, FALL 1948 THROUGH FALL 1993
HSC-BROOKLYN SYRACUSE ONLY

F A L L T E R M	T O T A L E N R O L L M E N T		U N D E R G R A D U A T E		G R A D U A T E	
	TOTAL	FULL-TIME	PART-TIME	TOTAL	FULL-TIME	PART-TIME
1948	-	-	-	-	-	-
1949	-	-	-	-	-	-
1950+	*	762	-	-	*	762
1951	*	818	-	-	*	818
1952	*	903	-	-	*	903
1953	*	899	-	-	*	866
1954	*	924	*	33	*	888
1955	*	940	*	45	*	895
1956	*	933	*	33	*	900
1957	*	936	*	26	*	910
1958	1018	956	62	89	58	929
1959	1047	981	66	52	55	929
1960	1085	1014	71	73	60	941
1961	1145	1058	87	85	77	973
1962	1156	1102	54	81	39	1021
1963	1183	1118	65	57	44	1061
1964	1260	1237	23	84	-	1153
1965	1363	1329	34	107	-	1256
1966	1435	1412	23	129	1	1283
1967	1459	1453	6	181	-	1272
1968	1530	1521	9	237	-	1284
1969	1724	1662	62	311	20	1393
1970	1884	1841	43	456	11	1385
1971	2070	1946	124	628	58	1376
1972	2248	2102	146	672	53	1430
1973	2340	2200	140	712	51	1577
1974	2349	2239	110	761	44	1488
1975	2473	2351	122	813	34	1522
1976	2374	2245	129	729	46	1538
1977	2313	2205	108	673	28	1516
1978	2334	2141	193	658	43	1532
1979	2336	2182	154	679	41	1483
1980	2369	2205	164	645	45	1503
1981	2382	2179	203	639	51	1560
1982	2341	2178	163	619	52	1540
1983	2272	2120	152	602	60	1559
1984	2251	2086	165	581	76	1518
1985	2257	2096	161	570	76	1505
1986	2330	2153	177	557	68	1526
1987	2536	2204	332	589	132	1619
1988	2660	2318	342	589	132	1641
1989	2691	2124	567	501	256	1691
1990	2669	2089	580	492	239	1615
1991	2665	2038	627	515	458	1597
1992	2806	2087	719	537	428	1523
1993	2851	2163	688	500	455	1550
				600	495	1774
				1055	1796	1563

* - COMPLETE DATA ON PART-TIME STUDENTS NOT AVAILABLE + - INDICATES FIRST YEAR OF OPERATION
ALL FOOTNOTES WILL APPEAR AT THE END OF THE REPORT (SEE PAGE 183)

CREDIT COURSE ENROLLMENT, FALL 1948 THROUGH FALL 1993
HEALTH SCIENCE CENTER AT BUFFALO

F A L L T E R M	T O T A L E N R O L L M E N T		U N D E R G R A D U A T E		G R A D U A T E	
	TOTAL	FULL-TIME	PART-TIME	TOTAL	FULL-TIME	PART-TIME
1948	-	-	-	-	-	-
1949	-	-	-	-	-	-
1950	-	-	-	-	-	-
1951	-	-	-	-	-	-
1952	-	-	-	-	-	-
1953	-	-	-	-	-	-
1954	-	-	-	-	-	-
1955	-	-	-	-	-	-
1956	-	-	-	-	-	-
1957	-	-	-	-	-	-
1958	-	-	-	-	-	-
1959	-	-	-	-	-	-
1960	-	-	-	-	-	-
1961	-	-	-	-	-	-
1962+	1343	959	384	618	287	331
1963	1354	1033	321	589	328	261
1964	1456	1167	289	620	410	210
1965	1514	1252	262	610	425	185
1966	1556	1337	219	627	468	159
1967	1682	1482	200	677	532	145
1968	1734	1562	172	679	562	117
1969	1740	1618	122	628	562	66
1970	1855	1754	101	661	625	36
1971	2065	1924	141	718	681	37
1972	2189	1960	229	779	682	97
1973	2720	2210	510	1077	892	185
1974	2756	2252	504	1127	952	175
1975	3009	2460	549	1226	1078	148
1976	3055	2561	494	1239	1149	90
1977	2966	2439	527	1159	1036	123
1978	2968	2451	517	1116	1026	90
1979	2924	2353	571	1078	956	122
1980	3356	2613	743	1418	1200	218
1981	3285	2596	689	1397	1209	188
1982	3360	2599	761	1490	1236	254
1983	3370	2616	754	1467	1202	265
1984	3207	2474	733	1348	1124	224
1985	2978	2263	715	1188	993	195
1986	2994	2304	690	1241	1008	233
1987	3028	2294	734	1198	967	231
1988	3036	2308	728	1228	996	232
1989	2952	2197	755	1216	975	241
1990	3079	2296	783	1288	1052	236
1991	3055	2284	771	1262	1042	220
1992	3065	2377	688	1327	1131	196
1993	3074	2391	683	1344	1115	229
+						
TOTAL	725	672	725	672	672	53
TOTAL	765	705	765	705	705	60
TOTAL	836	757	836	757	757	79
TOTAL	904	827	904	827	827	77
TOTAL	869	869	869	869	869	60
TOTAL	1005	950	1005	950	950	55
TOTAL	1055	1000	1055	1000	1000	55
TOTAL	1112	1056	1112	1056	1056	56
TOTAL	1194	1129	1194	1129	1129	65
TOTAL	1347	1243	1347	1243	1243	104
TOTAL	1410	1278	1410	1278	1278	132
TOTAL	1643	1318	1643	1318	1318	325
TOTAL	1629	1300	1629	1300	1300	329
TOTAL	1783	1382	1783	1382	1382	401
TOTAL	1816	1412	1816	1412	1412	404
TOTAL	1807	1403	1807	1403	1403	404
TOTAL	1852	1425	1852	1425	1425	427
TOTAL	1846	1397	1846	1397	1397	449
TOTAL	1938	1413	1938	1413	1413	525
TOTAL	1888	1387	1888	1387	1387	501
TOTAL	1870	1363	1870	1363	1363	507
TOTAL	1903	1414	1903	1414	1414	489
TOTAL	1859	1350	1859	1350	1350	509
TOTAL	1790	1270	1790	1270	1270	520
TOTAL	1753	1296	1753	1296	1296	457
TOTAL	1830	1327	1830	1327	1327	503
TOTAL	1808	1312	1808	1312	1312	496
TOTAL	1736	1222	1736	1222	1222	514
TOTAL	1791	1244	1791	1244	1244	547
TOTAL	1793	1242	1793	1242	1242	551
TOTAL	1738	1246	1738	1246	1246	492
TOTAL	1730	1276	1730	1276	1276	454

+ - INDICATES FIRST YEAR OF OPERATION
ALL FOOTNOTES WILL APPEAR AT THE END OF THE REPORT (SEE PAGE 183)

CREDIT COURSE ENROLLMENT, FALL 1948 THROUGH FALL 1993
HEALTH SCIENCE CENTER AT BROOKLYN

F A L L T E R M	T O T A L E N R O L L M E N T		U N D E R G R A D U A T E		G R A D U A T E	
	TOTAL	FULL-TIME	PART-TIME	TOTAL	FULL-TIME	PART-TIME
1948	-	-	-	-	-	-
1949	-	-	-	-	-	-
1950+	*	529	*	-	*	529
1951	*	551	*	-	*	551
1952	*	616	*	-	*	616
1953	*	572	*	-	*	572
1954	*	595	*	-	*	595
1955	*	605	*	-	*	605
1956	*	611	*	-	*	611
1957	*	603	*	-	*	603
1958	*	617	2	-	619	2
1959	618	613	5	-	618	5
1960	618	618	-	-	618	-
1961	643	643	-	-	643	-
1962	662	658	4	-	662	4
1963	697	689	8	-	697	8
1964	785	783	2	14	771	2
1965	831	827	4	14	817	4
1966	871	871	-	16	855	-
1967	884	884	-	44	840	-
1968	914	914	-	70	844	-
1969	1042	1021	21	131	911	21
1970	1142	1124	18	200	924	18
1971	1240	1200	40	298	942	26
1972	1334	1279	55	351	969	41
1973	1386	1330	56	368	1005	43
1974	1411	1359	52	376	1012	29
1975	1468	1425	43	429	996	26
1976	1458	1387	71	408	1021	42
1977	1447	1390	57	413	1007	30
1978	1456	1324	132	443	1013	100
1979	1445	1342	103	464	981	75
1980	1432	1327	105	434	998	79
1981	1424	1314	110	442	907	75
1982	1414	1315	99	420	984	66
1983	1376	1279	97	426	950	59
1984	1320	1218	102	395	925	54
1985	1350	1246	104	405	945	61
1986	1404	1301	103	437	967	32
1987	1562	1329	233	589	993	52
1988	1681	1449	232	640	1041	67
1989	1640	1291	349	601	1039	72
1990	1642	1230	412	585	1057	117
1991	1591	1166	425	570	1021	143
1992	1711	1211	500	648	1063	179
1993	1695	1252	443	640	1055	168

* - COMPLETE DATA ON PART-TIME STUDENTS NOT AVAILABLE + .. INDICATES FIRST YEAR OF OPERATION
ALL FOOTNOTES WILL APPEAR AT THE END OF THE REPORT (SEE PAGE 183)



CREDIT COURSE ENROLLMENT, FALL 1948 THROUGH FALL 1993
HEALTH SCIENCE CENTER AT SYRACUSE

F A L L T E R M	T O T A L E N R O L L M E N T		U N D E R G R A D U A T E		G R A D U A T E	
	TOTAL	PART-TIME	TOTAL	PART-TIME	TOTAL	PART-TIME
1948	-	-	-	-	-	-
1949	-	-	-	-	-	-
1950+	233	*	-	-	233	*
1951	267	*	-	-	267	*
1952	287	*	-	-	287	*
1953	327	*	-	-	294	*
1954	329	*	33	-	293	*
1955	335	*	*	*	290	*
1956	322	*	*	*	289	*
1957	333	*	*	*	307	*
1958	339	60	89	58	308	2
1959	429	61	107	52	316	6
1960	467	71	133	60	323	11
1961	502	87	162	77	330	10
1962	494	50	120	39	363	11
1963	486	57	101	44	372	13
1964	475	21	70	-	384	21
1965	532	30	93	-	409	30
1966	564	54	114	1	450	22
1967	575	6	137	-	432	6
1968	616	9	167	-	449	9
1969	682	64	200	20	461	21
1970	742	25	267	11	475	14
1971	830	84	330	44	460	40
1972	914	823	360	39	554	52
1973	954	870	382	38	572	46
1974	938	880	362	21	539	37
1975	1005	926	401	17	604	62
1976	916	858	338	17	537	41
1977	866	815	261	1	555	50
1978	878	817	258	11	620	50
1979	891	840	256	13	635	38
1980	937	878	256	19	681	40
1981	958	865	248	16	710	77
1982	927	863	251	19	676	45
1983	896	841	236	22	660	33
1984	931	868	262	28	669	35
1985	907	850	233	25	674	32
1986	926	852	252	61	661	13
1987	974	875	276	75	674	24
1988	979	869	278	74	665	36
1989	1051	833	358	181	693	37
1990	1027	859	335	133	657	35
1991	1074	872	380	153	645	49
1992	1095	876	384	174	666	45
1993	1156	911	415	180	676	65

* - COMPLETE DATA ON PART-TIME STUDENTS NOT AVAILABLE + - INDICATES FIRST YEAR OF OPERATION
ALL FOOTNOTES WILL APPEAR AT THE END OF THE REPORT (SEE PAGE 183)



CREDIT COURSE ENROLLMENT, FALL 1948 THROUGH FALL 1993
SPECIALIZED COLLEGES

FALL TERM	TOTAL ENROLLMENT		UNDERGRADUATE		GRADUATE	
	TOTAL	FULL-TIME	PART-TIME	TOTAL	FULL-TIME	PART-TIME
1948	*	1342	*	1242	*	100
1949	*	1283	*	1183	*	100
1950	*	1267	*	1150	*	117
1951	*	1225	*	1119	*	106
1952	*	1123	*	1074	*	49
1953	*	1169	*	1103	*	66
1954	*	1176	*	1099	*	77
1955	*	1104	*	1022	*	82
1956	*	1140	*	1060	*	80
1957	*	1156	*	1074	*	82
1958	*	1181	*	1074	*	107
1959	1258	235	23	1132	122	15
1960	1346	1324	22	1193	126	21
1961	1435	1410	25	1274	153	20
1962	1508	1469	39	1354	161	25
1963	1595	1553	42	1429	166	40
1964	1708	1673	35	1536	172	26
1965	1782	1749	33	1611	171	25
1966	1921	1881	40	1728	175	27
1967	2065	1998	67	1824	187	54
1968	2240	2098	142	1973	241	74
1969	2559	2126	433	1956	267	189
1970	2955	2294	661	2139	603	414
1971	3162	2392	770	2174	816	610
1972	3339	2597	842	2348	988	723
1973	3867	2546	1321	2474	1091	801
1974	5539	3276	2263	3985	1393	1089
1975	6550	3904	2646	4985	1554	1243
1976	6415	3956	2459	4979	1565	1188
1977	6262	3982	2280	4903	1436	1038
1978	6248	3887	2361	4783	1352	928
1979	6346	3880	2466	4736	1391	970
1980	6653	3756	2897	5016	1399	1067
1981	6658	4045	2613	5234	1820	1077
1982	6021	4091	1930	4961	1774	1077
1983	5477	3948	1529	4532	1458	839
1984	4962	3585	1377	4076	1151	472
1985	4958	3330	1628	4019	1022	378
1986	5087	3315	1772	4051	1223	355
1987	5047	3335	1712	3970	1275	405
1988	5117	3351	1766	3991	1270	493
1989	5024	3274	1750	3835	1207	496
1990	5365	3497	1868	4078	1189	543
1991	5473	3654	1819	4094	1287	638
1992	5371	3768	1603	4065	1379	624
1993	5473	3801	1672	4125	1348	727

* - COMPLETE DATA ON PART-TIME STUDENTS NOT AVAILABLE
ALL FOOTNOTES WILL APPEAR AT THE END OF THE REPORT (SEE PAGE 183)

CREDIT COURSE ENROLLMENT, FALL 1948 THROUGH FALL 1993
COLLEGE OF ENVIRON. SCIENCE + FORESTRY

FALL TERM	TOTAL ENROLLMENT		UNDERGRADUATE		GRADUATE	
	TOTAL	FULL-TIME	TOTAL	FULL-TIME	TOTAL	FULL-TIME
1948	*	874	*	774	*	100
1949	*	813	*	713	*	100
1950	*	795	*	678	*	117
1951	*	685	*	579	*	106
1952	*	595	*	546	*	49
1953	*	643	*	577	*	66
1954	*	657	*	580	*	77
1955	*	625	*	543	*	82
1956	*	652	*	573	*	80
1957	*	636	*	554	*	82
1958	*	642	*	535	*	107
1959	678	657	552	552	122	105
1960	755	735	602	602	133	133
1961	828	803	667	667	161	136
1962	917	879	763	763	154	116
1963	965	923	799	797	166	126
1964	1047	1012	875	866	172	146
1965	1122	1090	951	944	171	146
1966	1208	1168	1015	1002	193	166
1967	1349	1282	1108	1095	241	187
1968	1516	1376	1249	1183	267	193
1969	1522	1419	1243	1230	279	189
1970	1766	1599	1426	1393	340	206
1971	1791	1664	1456	1435	335	229
1972	1867	1737	1548	1521	319	216
1973	2095	1743	1714	1535	381	173
1974	2367	1915	1943	1712	424	203
1975	2487	2037	2035	1792	452	245
1976	2349	1818	1910	1613	439	205
1977	2147	1731	1761	1512	386	219
1978	1891	1606	1488	1364	403	242
1979	1864	1501	1422	1258	442	243
1980	1759	1398	1260	1128	499	270
1981	1738	1377	1235	1103	503	274
1982	1587	1229	1086	964	501	236
1983	1591	1254	1082	982	509	272
1984	1456	1166	1006	909	490	233
1985	1381	1027	902	782	479	234
1986	1485	1016	956	777	529	239
1987	1457	1047	912	780	545	267
1988	1398	1038	870	754	528	244
1989	1452	1084	863	774	589	310
1990	1715	1288	1073	990	642	298
1991	1709	1283	1077	994	632	289
1992	1656	1302	1074	1012	582	290
1993	1724	1287	1107	1030	617	257
1993	437	437	1107	1030	617	257

* - COMPLETE DATA ON PART-TIME STUDENTS NOT AVAILABLE
ALL FOOTNOTES WILL APPEAR AT THE END OF THE REPORT (SEE PAGE 183)



CREDIT COURSE ENROLLMENT, FALL 1948 THROUGH FALL 1993
MARITIME COLLEGE

FALL TERM	TOTAL ENROLLMENT		UNDERGRADUATE		GRADUATE	
	TOTAL	FULL-TIME	TOTAL	FULL-TIME	TOTAL	FULL-TIME
1948	*	468	*	468	-	-
1949	*	470	*	470	-	-
1950	*	472	*	472	-	-
1951	*	540	*	540	-	-
1952	*	528	*	528	-	-
1953	*	526	*	526	-	-
1954	*	519	*	519	-	-
1955	*	479	*	479	-	-
1956	*	487	*	487	-	-
1957	*	520	*	520	-	-
1958	541	539	541	539	-	-
1959	580	578	580	578	-	-
1960	591	589	591	589	-	-
1961	607	607	607	607	-	-
1962	591	590	591	590	-	-
1963	630	630	630	630	-	-
1964	661	661	661	661	-	-
1965	660	659	660	659	-	-
1966	713	713	713	713	-	-
1967	716	716	716	716	-	-
1968	724	722	724	722	-	-
1969	747	707	713	707	-	-
1970	747	695	697	695	34	34
1971	768	701	704	695	50	50
1972	803	712	700	692	64	55
1973	782	688	663	686	103	77
1974	884	772	757	662	26	26
1975	1004	851	837	756	119	93
1976	1045	899	880	835	127	111
1977	1085	931	933	869	167	151
1978	1133	967	969	926	165	135
1979	1109	979	966	953	152	147
1980	1070	909	909	947	164	150
1981	1120	954	937	894	143	111
1982	1126	994	935	926	161	146
1983	1136	981	947	928	183	155
1984	1029	915	902	933	191	125
1985	926	813	794	891	148	141
1986	881	766	753	778	127	103
1987	838	739	729	737	132	97
1988	828	720	705	710	35	35
1989	790	654	643	685	29	29
1990	821	687	664	628	109	80
1991	871	691	682	648	123	88
1992	899	744	720	655	147	121
1993	886	750	718	700	26	26
1994	886	750	718	706	157	118
1995	886	750	718	706	189	153
1996	886	750	718	706	179	144
1997	886	750	718	706	168	124

76

* - COMPLETE DATA ON PART-TIME STUDENTS NOT AVAILABLE
ALL FOOTNOTES WILL APPEAR AT THE END OF THE REPORT (SEE PAGE 183)

47

CREDIT COURSE ENROLLMENT, FALL 1948 THROUGH FALL 1993
STATE COLLEGE OF OPTOMETRY

F A L L T E R M	G R A D U A T E		
	TOTAL	FULL-TIME	PART-TIME
1948	-	-	-
1949	-	-	-
1950	-	-	-
1951	-	-	-
1952	-	-	-
1953	-	-	-
1954	-	-	-
1955	-	-	-
1956	-	-	-
1957	-	-	-
1958	-	-	-
1959	-	-	-
1960	-	-	-
1961	-	-	-
1962	-	-	-
1963	-	-	-
1964	-	-	-
1965	-	-	-
1966	-	-	-
1967	-	-	-
1968	-	-	-
1969	-	-	-
1970	-	-	-
1971+	27	27	8
1972	56	48	10
1973	79	69	10
1974	90	86	4
1975	131	108	23
1976	169	149	20
1977	190	186	4
1978	222	220	2
1979	252	251	1
1980	261	261	-
1981	267	264	3
1982	254	254	-
1983	247	247	-
1984	248	243	5
1985	244	238	6
1986	250	243	7
1987	262	253	9
1988	271	271	-
1989	272	272	-
1990	287	287	-
1991	279	279	-
1992	266	266	-
1993	273	271	2

+ - INDICATES FIRST YEAR OF OPERATION
ALL FOOTNOTES WILL APPEAR AT THE END OF THE REPORT (SEE PAGE 183)



CREDIT COURSE ENROLLMENT, FALL 1948 THROUGH FALL 1993
STATUTORY COLLEGES

FALL TERM	TOTAL ENROLLMENT		UNDERGRADUATE		GRADUATE	
	TOTAL	FULL-TIME	PART-TIME	TOTAL	FULL-TIME	PART-TIME
1948	*	3049	*	2862	*	187
1949	*	3056	*	2865	*	191
1950	*	3851	*	2897	*	954
1951	*	3800	*	2918	*	882
1952	*	3653	*	2832	*	821
1953	*	3617	*	2803	*	814
1954	*	3702	*	2796	*	906
1955	*	3722	*	2833	*	889
1956	*	3840	*	2908	*	932
1957	*	3914	*	2910	*	1004
1958	*	4045	*	2940	*	1105
1959	4144	4024	120	2923	1221	114
1960	4344	4178	166	3074	1270	163
1961	4598	4410	188	3322	1276	172
1962	4835	4679	156	3463	1372	143
1963	4840	4701	139	3447	1393	130
1964	4817	4814	3	3476	1339	1
1965	5096	5092	4	3722	1374	1
1966	5097	5091	6	3731	1366	4
1967	5313	5303	10	3871	1432	-
1968	5521	5514	7	4004	1517	1
1969	5654	5647	7	4133	1518	4
1970	6036	6026	10	4493	1540	7
1971	6303	6289	14	4713	1590	4
1972	6494	6487	7	4886	1608	3
1973	6687	6659	28	5047	1640	14
1974	6764	6714	50	5064	1700	10
1975	7392	6837	555	5673	1719	7
1976	7491	6862	629	5196	1682	16
1977	7717	6834	883	5183	1698	47
1978	8307	7047	1260	5328	1754	35
1979	8686	7289	1397	5450	1874	35
1980	8867	7303	1564	5496	1855	48
1981	8500	7229	1271	5423	1850	44
1982	8345	7304	1041	5542	1809	47
1983	8803	7375	1428	5563	1875	63
1984	8736	7442	1294	5628	1812	63
1985	9012	7573	1439	5586	1907	51
1986	8941	7514	1427	5685	1942	54
1987	9366	7615	1751	5714	1888	66
1988	9025	7703	1322	5686	1928	66
1989	9781	7755	2026	5714	1901	65
1990	10160	7651	2469	7058	1967	63
1991	9078	7780	1298	7763	2018	68
1992	9619	7775	1844	8105	2055	65
1993	10077	7719	2358	5701	2037	71
				5743	2074	66
				5767	2084	60
				5695	2024	60
				7993	2298	60

* - COMPLETE DATA ON PART-TIME STUDENTS NOT AVAILABLE
ALL FOOTNOTES WILL APPEAR AT THE END OF THE REPORT (SEE PAGE 183)



CREDIT COURSE ENROLLMENT, FALL 1948 THROUGH FALL 1993
COLLEGE OF AGRICULTURE + LIFE SCIENCES

F A L L T E R M	T O T A L E N R O L L M E N T		U N D E R G R A D U A T E		G R A D U A T E	
	TOTAL	FULL-TIME	PART-TIME	TOTAL	FULL-TIME	PART-TIME
1948	*	1557	*	1557	*	-
1949	*	1591	*	1591	*	-
1950	*	2216	*	1664	*	552
1951	*	2172	*	1651	*	521
1952	*	2015	*	1565	*	450
1953	*	2008	*	1558	*	450
1954	*	2057	*	1554	*	503
1955	*	2040	*	1530	*	510
1956	*	2116	*	1580	*	536
1957	*	2191	*	1583	*	608
1958	*	2229	*	1587	*	642
1959	2346	2244	102	1599	6	747
1960	2426	2281	145	1627	-	799
1961	2637	2477	160	1818	14	805
1962	2789	2645	144	1931	11	858
1963	2771	2644	127	1909	6	862
1964	2740	2740	-	1938	-	802
1965	2906	2906	-	2093	-	813
1966	2841	2841	-	2054	-	787
1967	2989	2989	-	2155	-	834
1968	3146	3146	-	2214	-	932
1969	3176	3176	-	2239	-	937
1970	3368	3368	-	2481	-	887
1971	3522	3522	-	2580	-	942
1972	3665	3665	-	2723	-	942
1973	3774	3774	-	2813	-	961
1974	3832	3832	-	2826	-	1006
1975	3933	3933	-	2929	-	1004
1976	3936	3936	-	2976	-	960
1977	3865	3865	-	2925	-	940
1978	3970	3970	-	2979	-	991
1979	4072	4072	-	3024	-	1048
1980	4073	4073	-	3034	-	1039
1981	4036	4036	-	2972	-	1064
1982	4066	4066	-	3047	-	1019
1983	4148	4148	-	3070	-	1078
1984	4210	4210	-	3115	-	1095
1985	4207	4207	-	3144	-	1063
1986	4132	4132	-	3104	-	1028
1987	4179	4179	-	3114	-	1065
1988	4221	4221	-	3143	-	1078
1989	4213	4213	-	3145	-	1068
1990	4145	4145	-	3041	-	1104
1991	4264	4264	-	3101	-	1163
1992	4244	4244	-	3098	-	1146
1993	4245	4245	-	3099	-	1146

* - COMPLETE DATA ON PART-TIME STUDENTS NOT AVAILABLE
ALL FOOTNOTES WILL APPEAR AT THE END OF THE REPORT (SEE PAGE 183)

CREDIT COURSE ENROLLMENT, FALL 1948 THROUGH FALL 1993
COLLEGE OF HUMAN ECOLOGY

F A L L T E R M	T O T A L E N R O L L M E N T		U N D E R G R A D U A T E		G R A D U A T E	
	TOTAL	FULL-TIME	PART-TIME	TOTAL	FULL-TIME	PART-TIME
1948	*	603	*	*	603	*
1949	*	612	*	*	612	*
1950	*	704	*	*	619	85
1951	*	702	*	*	627	75
1952	*	709	*	*	629	80
1953	*	677	*	*	603	74
1954	*	716	*	*	622	94
1955	*	731	*	*	633	98
1956	*	724	*	*	625	99
1957	*	731	*	*	634	97
1958	768	768	*	*	645	123
1959	791	791	-	-	675	116
1960	793	793	-	-	684	109
1961	818	818	-	-	711	107
1962	831	831	-	-	707	124
1963	860	860	-	-	721	139
1964	865	865	-	-	730	135
1965	918	918	-	-	780	138
1966	948	948	-	-	802	146
1967	993	993	-	-	835	158
1968	1052	1052	-	-	886	166
1969	1126	1126	-	-	958	168
1970	1229	1229	-	-	1036	193
1971	1288	1288	-	-	1092	196
1972	1312	1312	-	-	1099	213
1973	1354	1354	-	-	1146	208
1974	1372	1372	-	-	1150	222
1975	1348	1348	-	-	1126	222
1976	1318	1318	-	-	1104	214
1977	1325	1325	-	-	1125	200
1978	1334	1334	-	-	1132	202
1979	1418	1418	-	-	1174	244
1980	1432	1432	-	-	1207	225
1981	1377	1377	-	-	1178	199
1982	1383	1383	-	-	1183	200
1983	1352	1352	-	-	1165	187
1984	1337	1337	-	-	1161	176
1985	1412	1412	-	-	1215	197
1986	1421	1421	-	-	1241	180
1987	1461	1461	-	-	1263	198
1988	1471	1471	-	-	1286	185
1989	1529	1529	-	-	1296	233
1990	1517	1517	-	-	1281	236
1991	1481	1481	-	-	1252	229
1992	1486	1486	-	-	1279	207
1993	1518	1518	-	-	1300	218

88

89

* - COMPLETE DATA ON PART-TIME STUDENTS NOT AVAILABLE
ALL FOOTNOTES WILL APPEAR AT THE END OF THE REPORT (SEE PAGE 183)

CREDIT COURSE ENROLLMENT, FALL 1948 THROUGH FALL 1993
COLLEGE OF VETERINARY MEDICINE

F A L L T E R M	G R A D U A T E		
	TOTAL	FULL-TIME	PART-TIME
1948	*	187	*
1949	*	191	*
1950	*	212	*
1951	*	212	*
1952	*	216	*
1953	*	215	*
1954	*	209	*
1955	*	202	*
1956	*	214	*
1957	*	218	*
1958	241	241	-
1959	255	237	18
1960	262	244	18
1961	248	234	14
1962	265	264	1
1963	271	270	1
1964	287	287	-
1965	295	295	-
1966	299	299	-
1967	306	306	-
1968	294	294	-
1969	295	295	-
1970	312	312	-
1971	303	303	-
1972	298	298	-
1973	302	299	3
1974	310	310	-
1975	331	331	-
1976	338	337	1
1977	362	362	-
1978	378	378	-
1979	384	384	-
1980	383	383	-
1981	387	387	-
1982	375	375	-
1983	384	384	-
1984	405	405	-
1985	426	426	-
1986	410	410	-
1987	418	418	-
1988	421	421	-
1989	428	428	-
1990	425	425	-
1991	420	420	-
1992	418	418	-
1993	422	422	-

* - COMPLETE DATA ON PART-TIME STUDENTS NOT AVAILABLE
ALL FOOTNOTES WILL APPEAR AT THE END OF THE REPORT (SEE PAGE 183)

CREDIT COURSE ENROLLMENT, FALL 1948 THROUGH FALL 1993
COLLEGES OF TECHNOLOGY/AGRIC.

F A L L T E R M	U N D E R G R A D U A T E		
	TOTAL	FULL-TIME	PART-TIME
1948	*	3068	*
1949	*	3176	*
1950	*	3411	*
1951	*	3035	*
1952	*	3185	*
1953	*	3542	*
1954	*	3905	*
1955	*	4148	*
1956	*	4186	*
1957	*	4377	*
1958	5035	4909	126
1959	5280	5241	39
1960	5658	5585	73
1961	5911	5680	231
1962	7145	5898	1247
1963	8569	6492	2077
1964	10505	7821	2684
1965	12807	8960	3847
1966	13842	9783	4059
1967	17746	11446	6300
1968	18363	12940	5423
1969	20065	14497	5568
1970	23234	16621	6613
1971	25353	17788	7565
1972	26323	18278	8045
1973	26734	19588	7146
1974	27998	20716	7282
1975	29429	21097	8332
1976	28331	20137	8194
1977	28306	20105	8201
1978	28800	20371	8429
1979	28754	20680	8074
1980	29276	20702	8574
1981	28644	20390	8254
1982	28642	20108	8534
1983	27942	19882	8060
1984	27327	18831	8496
1985	26162	18640	7522
1986	25957	17930	8027
1987	25668	18146	7522
1988	25447	18196	7251
1989	25781	18669	7112
1990	25780	18210	7570
1991	23844	17509	6333
1992	23124	17505	5619
1993	21559	16511	5048

* - COMPLETE DATA ON PART-TIME STUDENTS NOT AVAILABLE
ALL FOOTNOTES WILL APPEAR AT THE END OF THE REPORT (SEE PAGE 183)

CREDIT COURSE ENROLLMENT, FALL 1948 THROUGH FALL 1993
SUNY COLLEGE OF TECHNOLOGY AT ALFRED

F A L L T E R M	U N D E R G R A D U A T E		
	TOTAL	FULL-TIME	PART-TIME
1948	*	761	*
1949	*	779	*
1950	*	739	*
1951	*	703	*
1952	*	809	*
1953	*	918	*
1954	*	1135	*
1955	*	1170	*
1956	*	1215	*
1957	*	1161	*
1958	1419	1308	111
1959	1378	1352	26
1960	1419	1375	44
1961	1497	1401	96
1962	1509	1368	141
1963	1648	1494	154
1964	1903	1724	179
1965	2151	1936	215
1966	2218	1844	374
1967	2751	2314	437
1968	2982	2699	283
1969	3001	2823	178
1970	3811	3354	457
1971	3889	3657	232
1972	3942	3636	306
1973	4057	3759	298
1974	4200	3941	259
1975	4386	4086	300
1976	4256	4058	198
1977	4138	3979	159
1978	4078	3960	118
1979	4226	4158	68
1980	4265	4144	121
1981	4284	4112	172
1982	4173	3987	186
1983	4156	3983	173
1984	3837	3667	170
1985	3803	3544	259
1986	3600	3371	229
1987	3621	3373	248
1988	3775	3523	252
1989	3790	3492	298
1990	3719	3401	318
1991	3508	3254	254
1992	3518	3329	189
1993	3391	3213	178

* - COMPLETE DATA ON PART-TIME STUDENTS NOT AVAILABLE

ALL FOOTNOTES WILL APPEAR AT THE END OF THE REPORT (SEE PAGE 183)



CREDIT COURSE ENROLLMENT, FALL 1948 THROUGH FALL 1993
SUNY COLLEGE OF TECHNOLOGY AT CANTON

F A L L T E R M	U N D E R G R A D U A T E		
	TOTAL	FULL-TIME	PART-TIME
1948	*	351	*
1949	*	369	*
1950	*	405	*
1951	*	344	*
1952	*	345	*
1953	*	366	*
1954	*	402	*
1955	*	451	*
1956	*	467	*
1957	*	477	*
1958	527	527	-
1959	530	530	-
1960	586	583	3
1961	675	601	74
1962	636	618	18
1963	752	689	63
1964	866	831	55
1965	964	937	27
1966	1081	1025	56
1967	1371	1251	120
1968	1539	1413	126
1969	1936	1705	231
1970	2049	1832	217
1971	2282	1968	314
1972	2253	1962	291
1973	2351	2045	306
1974	2625	2296	329
1975	2834	2402	432
1976	2581	2252	329
1977	2614	2268	346
1978	2565	2250	315
1979	2605	2299	306
1980	2593	2290	303
1981	2704	2398	306
1982	2617	2219	398
1983	2508	2240	268
1984	2326	2054	272
1985	2234	1953	281
1986	2204	1807	397
1987	2175	1764	411
1988	2326	1775	551
1989	2436	1965	471
1990	2662	2108	554
1991	2298	1891	407
1992	2278	1903	375
1993	2239	1893	346

* - COMPLETE DATA ON PART-TIME STUDENTS NOT AVAILABLE
ALL FOOTNOTES WILL APPEAR AT THE END OF THE REPORT (SEE PAGE 183)

CREDIT COURSE ENROLLMENT, FALL 1948 THROUGH FALL 1993
SUNY COLLEGE OF TECH. AND AGRIC. AT COBLESKILL

F A L L T E R M	U N D E R G R A D U A T E		
	TOTAL	FULL-TIME	PART-TIME
1948	*	315	*
1949	*	285	*
1950	*	310	*
1951	*	239	*
1952	*	208	*
1953	*	237	*
1954	*	300	*
1955	*	344	*
1956	*	348	*
1957	*	374	*
1958	466	458	8
1959	545	539	6
1960	604	594	10
1961	654	648	6
1962	750	740	10
1963	915	872	43
1964	1096	1024	72
1965	1198	1072	126
1966	1343	1276	67
1967	1619	1384	235
1968	1763	1525	238
1969	1738	1646	92
1970	2004	1874	130
1971	2164	2059	105
1972	2454	2338	116
1973	2594	2462	132
1974	2659	2530	129
1975	2761	2600	161
1976	2608	2456	152
1977	2683	2541	142
1978	2693	2534	159
1979	2734	2559	175
1980	2692	2542	150
1981	2667	2498	169
1982	2931	2761	170
1983	2774	2642	132
1984	2734	2621	113
1985	2706	2551	155
1986	2808	2602	206
1987	2905	2707	198
1988	2729	2495	234
1989	2769	2568	201
1990	2630	2445	185
1991	2573	2409	164
1992	2807	2605	202
1993	2697	2520	177

* - COMPLETE DATA ON PART-TIME STUDENTS NOT AVAILABLE
ALL FOOTNOTES WILL APPEAR AT THE END OF THE REPORT (SEE PAGE 183)

CREDIT COURSE ENROLLMENT, FALL 1948 THROUGH FALL 1993
SUNY COLLEGE OF TECHNOLOGY AT DELHI

F A L L T E R M	U N D E R G R A D U A T E		
	TOTAL	FULL-TIME	PART-TIME
1948	*	213	*
1949	*	280	*
1950	*	277	*
1951	*	218	*
1952	*	224	*
1953	*	233	*
1954	*	232	*
1955	*	239	*
1956	*	247	*
1957	*	317	*
1958	421	419	2
1959	519	516	3
1960	574	571	3
1961	521	518	3
1962	608	604	4
1963	698	685	13
1964	1010	1001	9
1965	1143	1125	18
1966	1358	1250	108
1967	1398	1261	137
1968	1598	1486	112
1969	1830	1709	121
1970	2233	2076	157
1971	2443	2287	156
1972	2336	2223	113
1973	2490	2319	171
1974	2583	2283	300
1975	2755	2559	196
1976	2714	2525	189
1977	2825	2619	206
1978	2652	2442	210
1979	2586	2389	197
1980	2713	2474	239
1981	2607	2361	246
1982	2448	2229	219
1983	2274	2070	204
1984	2389	2146	243
1985	2378	2156	222
1986	2376	2110	266
1987	2466	2204	262
1988	2453	2234	219
1989	2415	2186	229
1990	2374	2170	204
1991	2330	2143	187
1992	2286	2139	147
1993	2227	2088	139

* - COMPLETE DATA ON PART-TIME STUDENTS NOT AVAILABLE
ALL FOOTNOTES WILL APPEAR AT THE END OF THE REPORT (SEE PAGE 183)



CREDIT COURSE ENROLLMENT, FALL 1948 THROUGH FALL 1993
SUNY COLLEGE OF TECHNOLOGY AT FARMINGDALE

F A L L T E R M	U N D E R G R A D U A T E		
	TOTAL	FULL-TIME	PART-TIME
1948	*	971	*
1949	*	945	*
1950	*	1101	*
1951	*	1084	*
1952	*	1093	*
1953	*	1238	*
1954	*	1308	*
1955	*	1412	*
1956	*	1375	*
1957	*	1464	*
1958	*	1554	5
1959	1647	1643	4
1960	1678	1666	12
1961	1729	1677	52
1962	2818	1755	1063
1963	3671	1875	1796
1964	4499	2195	2304
1965	6043	2633	3410
1966	6388	3015	3373
1967	9041	3714	5327
1968	8543	3933	4610
1969	9599	4772	4827
1970	10661	5263	5398
1971	11815	5319	6496
1972	12572	5645	6927
1973	12276	6464	5812
1974	12971	7040	5931
1975	13642	6793	6849
1976	13269	6209	7060
1977	13049	6018	7031
1978	13822	6520	7302
1979	13591	6631	6960
1980	13834	6445	7389
1981	13264	6254	7010
1982	13427	6252	7175
1983	13105	6258	6847
1984	12987	5795	7192
1985	11975	5902	6073
1986	11747	5444	6303
1987	11244	5447	5797
1988	10802	5388	5414
1989	10880	5602	5278
1990	11106	5400	5706
1991	9684	4959	4725
1992	8800	4622	4178
1993	7730	4022	3708

* - COMPLETE DATA ON PART-TIME STUDENTS NOT AVAILABLE
ALL FOOTNOTES WILL APPEAR AT THE END OF THE REPORT (SEE PAGE 183)

CREDIT COURSE ENROLLMENT, FALL 1948 THROUGH FALL 1993
SUNY COLLEGE OF TECH. AND AGRIC. AT MORRISVILLE

F A L L T E R M	U N D E R G R A D U A T E		
	TOTAL	FULL-TIME	PART-TIME
1948	*	457	*
1949	*	518	*
1950	*	579	*
1951	*	447	*
1952	*	506	*
1953	*	550	*
1954	*	528	*
1955	*	532	*
1956	*	534	*
1957	*	584	*
1958	643	643	-
1959	66	661	-
1960	797	796	1
1961	835	835	-
1962	824	813	11
1963	885	877	8
1964	1111	1046	65
1965	1308	1257	51
1966	1454	1373	81
1967	1566	1522	44
1968	1938	1884	54
1969	1961	1842	119
1970	2476	2222	254
1971	2760	2498	262
1972	2766	2474	292
1973	2966	2539	427
1974	2960	2626	334
1975	3051	2657	394
1976	2903	2637	266
1977	2997	2680	317
1978	2990	2665	325
1979	3012	2644	368
1980	3179	2807	372
1981	3118	2767	351
1982	3046	2660	386
1983	3125	2689	436
1984	3054	2548	506
1985	3066	2534	532
1986	3222	2596	626
1987	3257	2651	606
1988	3362	2781	581
1989	3491	2856	635
1990	3289	2686	603
1991	3449	2853	596
1992	3435	2907	528
1993	3275	2775	500

* - COMPLETE DATA ON PART-TIME STUDENTS NOT AVAILABLE
ALL FOOTNOTES WILL APPEAR AT THE END OF THE REPORT (SEE PAGE 183)

CREDIT COURSE ENROLLMENT, FALL 1948 THROUGH FALL 1993
 ALL COMMUNITY COLLEGES CURRENTLY UNDER THE PROGRAM OF
 THE STATE UNIVERSITY OF NEW YORK

F A L L T E R M	T O T A L E N R O L L M E N T		U N D E R G R A D U A T E		G R A D U A T E		
	TOTAL	FULL-TIME	TOTAL	FULL-TIME	TOTAL	FULL-TIME	PART-TIME
1948	*	2014	*	2014	-	-	-
1949	*	2157	*	2157	-	-	-
1950	*	2409	*	2409	-	-	-
1951	*	2598	*	2598	-	-	-
1952	*	2836	*	2836	-	-	-
1953	*	2959	*	2959	-	-	-
1954	*	3349	*	3349	-	-	-
1955	*	4010	*	4010	-	-	-
1956	*	4422	*	4422	-	-	-
1957	*	4891	*	4891	-	-	-
1958	*	6079	*	6079	-	-	-
1959	11521	6959	11521	6959	-	-	5442
1960	14018	7059	14018	7059	-	-	7059
1961	19099	9395	19099	9395	-	-	9704
1962	24448	11537	24448	11537	-	-	12911
1963	31089	14531	31089	14531	-	-	16558
1964	39222	18266	39222	18266	-	-	20956
1965	49752	24138	49752	24138	-	-	25614
1966	60167	29451	60167	29451	-	-	30716
1967	67031	33067	67031	33067	-	-	33964
1968	78924	39222	78924	39222	-	-	39702
1969	92589	46678	92589	46678	-	-	45911
1970	101557	54128	101557	54128	-	-	47429
1971	109821	60235	109821	60235	-	-	49586
1972	117857	65039	117857	65039	-	-	52818
1973	121783	66562	121783	66562	-	-	55221
1974	127765	69016	127765	69016	-	-	58749
1975	135795	72457	135795	72457	-	-	63338
1976	156615	83061	156615	83061	-	-	73554
1977	151316	81316	151316	81316	-	-	70000
1978	156096	81732	156096	81732	-	-	74364
1979	159945	80764	159945	80764	-	-	79181
1980	165508	83223	165508	83223	-	-	132285
1981	173692	89625	173692	89625	-	-	64067
1982	181591	92702	181591	92702	-	-	88889
1983	182136	93906	182136	93906	-	-	88230
1984	184848	95929	184848	95929	-	-	88919
1985	175431	88302	175431	88302	-	-	87129
1986	171689	83161	171689	83161	-	-	88525
1987	169379	80947	169379	80947	-	-	88422
1988	170489	80630	170489	80630	-	-	89841
1989	175461	85169	175461	85169	-	-	90273
1990	183710	89357	183710	89357	-	-	90273
1991	192651	93372	192651	93372	-	-	93330
1992	196368	95275	196368	95275	-	-	99261
1993	203052	99302	203052	99302	-	-	101071
1994	201040	101540	201040	101540	-	-	103733
1995	200942	99500	200942	99500	-	-	99450

* - COMPLETE DATA ON PART-TIME STUDENTS NOT AVAILABLE
 ALL FOOTNOTES WILL APPEAR AT THE END OF THE REPORT (SEE PAGE 183)



CREDIT COURSE ENROLLMENT, FALL 1948 THROUGH FALL 1993
ADIRONDACK COMMUNITY COLLEGE

F A L L T E R M	U N D E R G R A D U A T E		
	TOTAL	FULL-TIME	PART-TIME
1948	-	-	-
1949	-	-	-
1950	-	-	-
1951	-	-	-
1952	-	-	-
1953	-	-	-
1954	-	-	-
1955	-	-	-
1956	-	-	-
1957	-	-	-
1958	-	-	-
1959	-	-	-
1960	-	-	-
1961+	335	215	120
1962	462	303	159
1963	569	381	188
1964	874	627	247
1965	1147	822	325
1966	1074	801	273
1967	1315	937	378
1968	1329	918	411
1969	1352	895	457
1970	1262	855	407
1971	1385	1003	382
1972	1380	959	421
1973	1515	932	583
1974	1565	890	675
1975	3518	1025	2493
1976	1693	960	733
1977	2037	993	1044
1978	2212	1064	1148
1979	2405	1041	1364
1980	2770	1312	1458
1981	3112	1457	1655
1982	3019	1558	1461
1983	3134	1632	1502
1984	2878	1356	1522
1985	2687	1207	1480
1986	2783	1172	1611
1987	2812	1224	1588
1988	3096	1344	1752
1989	3267	1470	1797
1990	3378	1570	1808
1991	3554	1665	1889
1992	3791	1837	1954
1993	3689	1784	1905

112

113

+ - INDICATES FIRST YEAR OF OPERATION
ALL FOOTNOTES WILL APPEAR AT THE END OF THE REPORT (SEE PAGE 183)

CREDIT COURSE ENROLLMENT, FALL 1948 THROUGH FALL 1993
BROOME COMMUNITY COLLEGE

F A L L T E R M	U N D E R G R A D U A T E		
	TOTAL	FULL-TIME	PART-TIME
1948	*	326	*
1949	*	332	*
1950	*	342	*
1951	*	298	*
1952	*	335	*
1953	*	305	*
1954	*	312	*
1955	*	377	*
1956	*	400	*
1957	*	525	*
1958	1253	651	602
1959	1354	667	687
1960	1610	751	859
1961	1710	804	906
1962	1840	861	979
1963	2057	1006	1051
1964	2758	1276	1482
1965	2940	1421	1519
1966	3148	1478	1670
1967	3411	1545	1866
1968	3715	1823	1892
1969	3952	2048	1904
1970	4192	2197	1995
1971	4444	2380	2064
1972	4483	2318	2165
1973	4364	2245	2119
1974	4287	2413	1874
1975	4753	2724	2029
1976	4634	2652	1982
1977	4686	2665	2021
1978	5206	2754	2452
1979	5546	2916	2630
1980	6267	3386	2881
1981	6865	3652	3213
1982	6833	3673	3160
1983	7132	4052	3080
1984	6475	3687	2788
1985	6148	3104	3044
1986	6178	3323	2855
1987	5994	3108	2886
1988	5815	2988	2827
1989	6312	3241	3071
1990	6433	3490	2943
1991	6632	3593	3039
1992	6699	3877	2822
1993	6275	3736	2539

* - COMPLETE DATA ON PART-TIME STUDENTS NOT AVAILABLE
ALL FOOTNOTES WILL APPEAR AT THE END OF THE REPORT (SEE PAGE 183)



CREDIT COURSE ENROLLMENT, FALL 1948 THROUGH FALL 1993
CAYUGA COUNTY COMMUNITY COLLEGE

F A L L T E R M	U N D E R G R A D U A T E		
	TOTAL	FULL-TIME	PART-TIME
1948	-	-	-
1949	-	-	-
1950	-	-	-
1951	-	-	-
1952	-	-	-
1953+	*	69	*
1954	*	98	*
1955	*	167	*
1956	*	219	*
1957	*	232	*
1958	522	275	247
1959	700	385	315
1960	961	503	458
1961	1266	616	650
1962	1287	679	608
1963	1344	659	685
1964	1923	919	1004
1965	2732	1149	1583
1966	2836	1254	1582
1967	2732	1337	1395
1968	2917	1442	1475
1969	2935	1560	1375
1970	2914	1815	1099
1971	3002	1874	1128
1972	2749	1691	1058
1973	2856	1617	1239
1974	3031	1577	1454
1975	3306	1704	1602
1976	2735	1559	1176
1977	2829	1513	1316
1978	2871	1411	1460
1979	3056	1346	1710
1980	3057	1444	1613
1981	3261	1488	1773
1982	3456	1617	1849
1983	3412	1627	1785
1984	3053	1476	1577
1985	2746	1370	1376
1986	2670	1307	1363
1987	2615	1266	1349
1988	2683	1326	1357
1989	2689	1325	1364
1990	2904	1403	1501
1991	2715	1325	1390
1992	2898	1367	1531
1993	2696	1310	1386

* - COMPLETE DATA ON PART-TIME STUDENTS NOT AVAILABLE + - INDICATES FIRST YEAR OF OPERATION
ALL FOOTNOTES WILL APPEAR AT THE END OF THE REPORT (SEE PAGE 183)

CREDIT COURSE ENROLLMENT, FALL 1948 THROUGH FALL 1993
CLINTON COMMUNITY COLLEGE

F A L L T E R M	U N D E R G R A D U A T E		
	TOTAL	FULL-TIME	PART-TIME
1948	-	-	-
1949	-	-	-
1950	-	-	-
1951	-	-	-
1952	-	-	-
1953	-	-	-
1954	-	-	-
1955	-	-	-
1956	-	-	-
1957	-	-	-
1958	-	-	-
1959	-	-	-
1960	-	-	-
1961	-	-	-
1962	-	-	-
1963	-	-	-
1964	-	-	-
1965	-	-	-
1966	-	-	-
1967	-	-	-
1968	-	-	-
1969+	262	186	76
1970	522	379	143
1971	765	462	303
1972	740	408	332
1973	924	442	482
1974	1001	433	568
1975	1276	659	617
1976	1303	665	638
1977	1400	696	704
1978	1501	754	747
1979	1432	766	666
1980	1510	780	730
1981	1513	752	761
1982	1404	744	660
1983	1618	765	853
1984	1586	752	834
1985	1553	772	781
1986	1649	794	855
1987	1739	798	941
1988	1812	857	955
1989	2020	944	1076
1990	2144	1089	1055
1991	2092	1138	954
1992	2187	1188	999
1993	2174	1158	1016

118

119

+ - INDICATES FIRST YEAR OF OPERATION
ALL FOOTNOTES WILL APPEAR AT THE END OF THE REPORT (SEE PAGE 183)



CREDIT COURSE ENROLLMENT, FALL 1948 THROUGH FALL 1993
COLUMBIA-GREENE COMMUNITY COLLEGE

F A L L T E R M	U N D E R G R A D U A T E	
	TOTAL	PART-TIME
1948	-	-
1949	-	-
1950	-	-
1951	-	-
1952	-	-
1953	-	-
1954	-	-
1955	-	-
1956	-	-
1957	-	-
1958	-	-
1959	-	-
1960	-	-
1961	-	-
1962	-	-
1963	-	-
1964	-	-
1965	-	-
1966	-	-
1967	-	-
1968	-	-
1969+	334	158
1970	500	318
1971	506	270
1972	454	226
1973	512	242
1974	766	312
1975	1022	552
1976	1142	627
1977	1218	647
1978	1214	594
1979	1200	560
1980	1234	651
1981	1300	664
1982	1423	733
1983	1416	677
1984	1356	618
1985	1369	595
1986	1488	604
1987	1514	664
1988	1613	716
1989	1585	772
1990	1696	800
1991	1663	811
1992	1778	919
1993	1677	895
1994	1677	895
1995	1677	895
1996	1677	895
1997	1677	895
1998	1677	895
1999	1677	895
2000	1677	895
2001	1677	895
2002	1677	895
2003	1677	895
2004	1677	895
2005	1677	895
2006	1677	895
2007	1677	895
2008	1677	895
2009	1677	895
2010	1677	895
2011	1677	895
2012	1677	895
2013	1677	895
2014	1677	895
2015	1677	895
2016	1677	895
2017	1677	895
2018	1677	895
2019	1677	895
2020	1677	895
2021	1677	895
2022	1677	895
2023	1677	895
2024	1677	895
2025	1677	895
2026	1677	895
2027	1677	895
2028	1677	895
2029	1677	895
2030	1677	895
2031	1677	895
2032	1677	895
2033	1677	895
2034	1677	895
2035	1677	895
2036	1677	895
2037	1677	895
2038	1677	895
2039	1677	895
2040	1677	895
2041	1677	895
2042	1677	895
2043	1677	895
2044	1677	895
2045	1677	895
2046	1677	895
2047	1677	895
2048	1677	895
2049	1677	895
2050	1677	895
2051	1677	895
2052	1677	895
2053	1677	895
2054	1677	895
2055	1677	895
2056	1677	895
2057	1677	895
2058	1677	895
2059	1677	895
2060	1677	895
2061	1677	895
2062	1677	895
2063	1677	895
2064	1677	895
2065	1677	895
2066	1677	895
2067	1677	895
2068	1677	895
2069	1677	895
2070	1677	895
2071	1677	895
2072	1677	895
2073	1677	895
2074	1677	895
2075	1677	895
2076	1677	895
2077	1677	895
2078	1677	895
2079	1677	895
2080	1677	895
2081	1677	895
2082	1677	895
2083	1677	895
2084	1677	895
2085	1677	895
2086	1677	895
2087	1677	895
2088	1677	895
2089	1677	895
2090	1677	895
2091	1677	895
2092	1677	895
2093	1677	895
2094	1677	895
2095	1677	895
2096	1677	895
2097	1677	895
2098	1677	895
2099	1677	895
2100	1677	895
2101	1677	895
2102	1677	895
2103	1677	895
2104	1677	895
2105	1677	895
2106	1677	895
2107	1677	895
2108	1677	895
2109	1677	895
2110	1677	895
2111	1677	895
2112	1677	895
2113	1677	895
2114	1677	895
2115	1677	895
2116	1677	895
2117	1677	895
2118	1677	895
2119	1677	895
2120	1677	895
2121	1677	895
2122	1677	895
2123	1677	895
2124	1677	895
2125	1677	895
2126	1677	895
2127	1677	895
2128	1677	895
2129	1677	895
2130	1677	895
2131	1677	895
2132	1677	895
2133	1677	895
2134	1677	895
2135	1677	895
2136	1677	895
2137	1677	895
2138	1677	895
2139	1677	895
2140	1677	895
2141	1677	895
2142	1677	895
2143	1677	895
2144	1677	895
2145	1677	895
2146	1677	895
2147	1677	895
2148	1677	895
2149	1677	895
2150	1677	895
2151	1677	895
2152	1677	895
2153	1677	895
2154	1677	895
2155	1677	895
2156	1677	895
2157	1677	895
2158	1677	895
2159	1677	895
2160	1677	895
2161	1677	895
2162	1677	895
2163	1677	895
2164	1677	895
2165	1677	895
2166	1677	895
2167	1677	895
2168	1677	895
2169	1677	895
2170	1677	895
2171	1677	895
2172	1677	895
2173	1677	895
2174	1677	895
2175	1677	895
2176	1677	895
2177	1677	895
2178	1677	895
2179	1677	895
2180	1677	895
2181	1677	895
2182	1677	895
2183	1677	895
2184	1677	895
2185	1677	895
2186	1677	895
2187	1677	895
2188	1677	895
2189	1677	895
2190	1677	895
2191	1677	895
2192	1677	895
2193	1677	895
2194	1677	895
2195	1677	895
2196	1677	895
2197	1677	895
2198	1677	895
2199	1677	895
2200	1677	895
2201	1677	895
2202	1677	895
2203	1677	895
2204	1677	895
2205	1677	895
2206	1677	895
2207	1677	895
2208	1677	895
2209	1677	895
2210	1677	895
2211	1677	895
2212	1677	895
2213	1677	895
2214	1677	895
2215	1677	895
2216	1677	895
2217	1677	895
2218	1677	895
2219	1677	895
2220	1677	895
2221	1677	895
2222	1677	895
2223	1677	895
2224	1677	895
2225	1677	895
2226	1677	895
2227	1677	895
2228	1677	895
2229	1677	895
2230	1677	895
2231	1677	895
2232	1677	895
2233	1677	895
2234	1677	895
2235	1677	895
2236	1677	895
2237	1677	895
2238	1677	895
2239	1677	895
2240	1677	895
2241	1677	895
2242	1677	895
2243	1677	895
2244	1677	895
2245	1677	895
2246	1677	895
2247	1677	895
2248	1677	895
2249	1677	895
2250	1677	895
2251	1677	895
2252	1677	895
2253	1677	895
2254	1677	895
2255	1677	895
2256	1677	895
2257	1677	895
2258	1677	895
2259	1677	895
2260	1677	895
2261	1677	895
2262	1677	895
2263	1677	895
2264	1677	895
2265	1677	895
2266	1677	895
2267	1677	895
2268	1677	895
2269	1677	895
2270	1677	895
2271	1677	895
2272	1677	895
2273	1677	895
2274	1677	895
2275	1677	895
2276	1677	895
2277	1677	895
2278	1677	895
2279	1677	895
2280	1677	895
2281	1677	895
2282	1677	895
2283	1677	895
2284	1677	895
2285	1677	895
2286	1677	895
2287	1677	895
2288	1677	895
2289	1677	895
2290	1677	895
2291	1677	895
2292	1677	895
2293	1677	895
2294	1677	895
2295	1677	895
2296	1677	895
2297	1677	895
2298	1677	895
2299	1677	895
2300	1677	895
2301	1677	895
2302	1677	895
2303	1677	895
2304	1677	895
2305	1677	895
2306	1677	895
2307	1677	895
2308	1677	895
2309	1677	895
2310	1677	895
2311	1677	895
2312	1677	895
2313	1677	895
2314	1677	895
2315	1677	895
2316	1677	895
2317	1677	895
2318	1677	895
2319	1677	895
2320	1677	895
2321	1677	895
2322	1677	895
2323	1677	895
2324	1677	895
2325	1677	895
2326	1677	895
2327	1677	895
2328	1677	895
2329	1677	895
2330	1677	895
2331	1677	895
2332	1677	895
2333	1677	895
2334	1677	895
2335	1677	895
2336	1677	895
2337	1677	895
2338	1677	895
2339	1677	895
2340	1677	895
2341	1677	895
2342	1677	895
2343	1677	895
2344	1677	895
2345	1677	895
2346		

CREDIT COURSE ENROLLMENT, FALL 1948 THROUGH FALL 1993
COMMUNITY COLLEGE OF THE FINGER LAKES

F A L L T E R M	U N D E R G R A D U A T E		
	TOTAL	FULL-TIME	PART-TIME
1948	-	-	-
1949	-	-	-
1950	-	-	-
1951	-	-	-
1952	-	-	-
1953	-	-	-
1954	-	-	-
1955	-	-	-
1956	-	-	-
1957	-	-	-
1958	-	-	-
1959	-	-	-
1960	-	-	-
1961	-	-	-
1962	-	-	-
1963	-	-	-
1964	-	-	-
1965	-	-	-
1966	-	-	-
1967	-	-	-
1968+	612	317	295
1969	857	658	199
1970	1119	690	429
1971	1330	753	577
1972	1288	720	568
1973	1557	711	846
1974	1796	782	1014
1975	2170	1129	1041
1976	2342	1195	1147
1977	2330	1175	1155
1978	2446	1165	1281
1979	2532	1174	1358
1980	2869	1438	1431
1981	2965	1441	1524
1982	3070	1494	1576
1983	3353	1676	1677
1984	2952	1496	1456
1985	3111	1470	1641
1986	3214	1518	1696
1987	3289	1584	1705
1988	3355	1674	1681
1989	3669	1798	1871
1990	3866	2012	1854
1991	3820	2020	1800
1992	4002	2189	1813
1993	4028	2129	1899

122

123

+ - INDICATES FIRST YEAR OF OPERATION
ALL FOOTNOTES WILL APPEAR AT THE END OF THE REPORT (SEE PAGE 183)

CREDIT COURSE ENROLLMENT, FALL 1948 THROUGH FALL 1993
 CORNING COMMUNITY COLLEGE

F A L L T E R M	U N D E R G R A D U A T E		
	TOTAL	FULL-TIME	PART-TIME
1948	-	-	-
1949	-	-	-
1950	-	-	-
1951	-	-	-
1952	-	-	-
1953	-	-	-
1954	-	-	-
1955	-	-	-
1956	-	-	-
1957	-	-	-
1958+	182	116	66
1959	386	238	148
1960	580	352	228
1961	705	431	274
1962	913	527	386
1963	1207	738	469
1964	1675	1071	604
1965	2528	1433	1095
1966	2629	1551	1078
1967	2699	1731	968
1968	2850	1872	978
1969	2960	2061	899
1970	2826	2053	773
1971	2778	2032	746
1972	2428	1749	679
1973	2422	1665	757
1974	2549	1699	850
1975	2849	2100	749
1976	2784	1952	832
1977	3171	2011	1160
1978	2817	1784	1033
1979	2981	1929	1052
1980	3601	2188	1413
1981	3359	2097	1262
1982	3433	2235	1198
1983	3413	2382	1031
1984	3136	2059	1077
1985	2966	1854	1112
1986	2954	1704	1250
1987	3064	1666	1398
1988	3229	1705	1524
1989	3564	1823	1741
1990	3694	1868	1826
1991	3800	1770	2030
1992	3938	1717	2221
1993	4750	2267	2483

+ - INDICATES FIRST YEAR OF OPERATION
 ALL FOOTNOTES WILL APPEAR AT THE END OF THE REPORT (SEE PAGE 183)

CREDIT COURSE ENROLLMENT, FALL 1948 THROUGH FALL 1993
DUTCHESS COMMUNITY COLLEGE

F A L L T E R M	U N D E R G R A D U A T E		
	TOTAL	FULL-TIME	PART-TIME
1948	-	-	-
1949	-	-	-
1950	-	-	-
1951	-	-	-
1952	-	-	-
1953	-	-	-
1954	-	-	-
1955	-	-	-
1956	-	-	-
1957	-	-	-
1958+	628	241	387
1959	1059	436	623
1960	1439	651	788
1961	1639	830	809
1962	1738	841	897
1963	2063	1078	985
1964	2757	1486	1271
1965	3164	1614	1550
1966	3383	1797	1586
1967	3538	1815	1723
1968	3775	1908	1867
1969	4276	2056	2220
1970	4405	2042	2363
1971	4200	2077	2123
1972	4300	2082	2218
1973	4682	2232	2450
1974	4857	2341	2516
1975	5423	2570	2853
1976	5700	2843	2857
1977	5975	2959	3016
1978	5995	2733	3262
1979	6396	2895	3501
1980	6673	3132	3541
1981	7207	3346	3861
1982	7205	3314	3891
1983	7456	3333	4123
1984	7084	3074	4010
1985	6591	2825	3766
1986	6336	2627	3709
1987	5953	2388	3565
1988	6417	2554	3863
1989	6747	2816	3931
1990	7076	2845	4231
1991	7509	3071	4438
1992	7573	3189	4384
1993	7029	3125	3904

126

127

+ - INDICATES FIRST YEAR OF OPERATION
ALL FOOTNOTES WILL APPEAR AT THE END OF THE REPORT (SEE PAGE 183)



CREDIT COURSE ENROLLMENT, FALL 1948 THROUGH FALL 1993
 ERIE COMMUNITY COLLEGE

F A L L T E R M	U N D E R G R A D U A T E		
	TOTAL	FULL-TIME	PART-TIME
1948	750	750	-
1949	*	784	*
1950	*	776	*
1951	*	729	*
1952	*	791	*
1953	*	791	*
1954	*	790	*
1955	*	790	*
1956	*	917	*
1957	*	979	*
1958	1189	1130	59
1959	1243	1190	53
1960	1474	1407	67
1961	1630	1581	49
1962	1886	1850	36
1963	1913	1874	39
1964	1969	1949	20
1965	2253	2126	127
1966	2259	2105	154
1967	4158	2248	1910
1968	6515	2524	3991
1969	6189	3017	3172
1970	6234	3477	2757
1971	7552	4217	3335
1972	8443	4557	3886
1973	8256	4566	3690
1974	9749	5687	4062
1975	11105	6162	4943
1976	9508	5415	4093
1977	10296	5817	4479
1978	11388	6259	5129
1979	11919	6596	5323
1980	12649	6971	5678
1981	13011	7511	5500
1982	13086	7661	5425
1983	13488	8194	5294
1984	11094	5879	5215
1985	11889	5437	6452
1986	11478	5012	6466
1987	11935	5071	6864
1988	12569	7196	5373
1989	12993	7471	5522
1990	13803	7795	6008
1991	14333	8102	6231
1992	14710	7999	6711
1993	13889	8141	5748

* - COMPLETE DATA ON PART-TIME STUDENTS NOT AVAILABLE
 ALL FOOTNOTES WILL APPEAR AT THE END OF THE REPORT (SEE PAGE 183)

CREDIT COURSE ENROLLMENT, FALL 1948 THROUGH FALL 1993
FASHION INSTITUTE OF TECHNOLOGY

F A L L T E R M	T O T A L		E N R O L L M E N T		U N D E R G R A D U A T E			G R A D U A T E		
	TOTAL	FULL-TIME	PART-TIME	TOTAL	FULL-TIME	PART-TIME	TOTAL	FULL-TIME	PART-TIME	
1948	-	-	-	-	-	-	-	-	-	-
1949	-	-	-	-	-	-	-	-	-	-
1950	-	-	-	-	-	-	-	-	-	-
1951+	*	353	*	*	*	353	*	*	*	*
1952	*	368	*	*	*	368	*	*	*	*
1953	*	411	*	*	*	411	*	*	*	*
1954	*	422	*	*	*	422	*	*	*	*
1955	*	466	*	*	*	466	*	*	*	*
1956	*	461	*	*	*	461	*	*	*	*
1957	*	466	*	*	*	466	*	*	*	*
1958	*	1790	*	1186	*	1790	*	1186	*	*
1959	*	2280	*	1395	*	2280	*	1395	*	*
1960	*	2953	*	1795	*	2953	*	1795	*	*
1961	*	3169	*	1994	*	3169	*	1994	*	*
1962	*	3515	*	2257	*	3515	*	2257	*	*
1963	*	3835	*	2499	*	3835	*	2499	*	*
1964	*	4148	*	2635	*	4148	*	2635	*	*
1965	*	4509	*	2954	*	4509	*	2954	*	*
1966	*	4944	*	3242	*	4944	*	3242	*	*
1967	*	5220	*	3495	*	5220	*	3495	*	*
1968	*	5480	*	3713	*	5480	*	3713	*	*
1969	*	5224	*	3294	*	5224	*	3294	*	*
1970	*	5207	*	3222	*	5207	*	3222	*	*
1971	*	5020	*	3140	*	5020	*	3140	*	*
1972	*	5389	*	3213	*	5389	*	3213	*	*
1973	*	5743	*	3511	*	5743	*	3511	*	*
1974	*	5895	*	3558	*	5895	*	3558	*	*
1975	*	6575	*	3912	*	6575	*	3912	*	*
1976	*	7625	*	4712	*	7625	*	4712	*	*
1977	*	8444	*	5336	*	8444	*	5336	*	*
1978	*	9394	*	6007	*	9394	*	6007	*	*
1979	*	9772	*	6304	*	9772	*	6304	*	*
1980	*	9819	*	6256	*	9819	*	6256	*	*
1981	*	9522	*	5915	*	9522	*	5915	*	*
1982	*	9704	*	5985	*	9704	*	5985	*	*
1983	*	10122	*	6192	*	10122	*	6192	*	*
1984	*	10732	*	6850	*	10732	*	6850	*	*
1985	*	11082	*	7070	*	11082	*	7070	*	*
1986	*	11774	*	7766	*	11774	*	7766	*	*
1987	*	11791	*	7723	*	11791	*	7723	*	*
1988	*	11798	*	7714	*	11798	*	7714	*	*
1989	*	11798	*	7453	*	11798	*	7453	*	*
1990	*	12100	*	7746	*	12100	*	7746	*	*
1991	*	12169	*	7941	*	12169	*	7941	*	*
1992	*	12121	*	7943	*	12121	*	7943	*	*
1993	*	12364	*	7574	*	12364	*	7574	*	*
1994	*	12364	*	7574	*	12364	*	7574	*	*
1995	*	12364	*	7574	*	12364	*	7574	*	*
1996	*	12364	*	7574	*	12364	*	7574	*	*
1997	*	12364	*	7574	*	12364	*	7574	*	*
1998	*	12364	*	7574	*	12364	*	7574	*	*
1999	*	12364	*	7574	*	12364	*	7574	*	*
2000	*	12364	*	7574	*	12364	*	7574	*	*
2001	*	12364	*	7574	*	12364	*	7574	*	*
2002	*	12364	*	7574	*	12364	*	7574	*	*
2003	*	12364	*	7574	*	12364	*	7574	*	*
2004	*	12364	*	7574	*	12364	*	7574	*	*
2005	*	12364	*	7574	*	12364	*	7574	*	*
2006	*	12364	*	7574	*	12364	*	7574	*	*
2007	*	12364	*	7574	*	12364	*	7574	*	*
2008	*	12364	*	7574	*	12364	*	7574	*	*
2009	*	12364	*	7574	*	12364	*	7574	*	*
2010	*	12364	*	7574	*	12364	*	7574	*	*
2011	*	12364	*	7574	*	12364	*	7574	*	*
2012	*	12364	*	7574	*	12364	*	7574	*	*
2013	*	12364	*	7574	*	12364	*	7574	*	*
2014	*	12364	*	7574	*	12364	*	7574	*	*
2015	*	12364	*	7574	*	12364	*	7574	*	*
2016	*	12364	*	7574	*	12364	*	7574	*	*
2017	*	12364	*	7574	*	12364	*	7574	*	*
2018	*	12364	*	7574	*	12364	*	7574	*	*
2019	*	12364	*	7574	*	12364	*	7574	*	*
2020	*	12364	*	7574	*	12364	*	7574	*	*
2021	*	12364	*	7574	*	12364	*	7574	*	*
2022	*	12364	*	7574	*	12364	*	7574	*	*
2023	*	12364	*	7574	*	12364	*	7574	*	*
2024	*	12364	*	7574	*	12364	*	7574	*	*
2025	*	12364	*	7574	*	12364	*	7574	*	*
2026	*	12364	*	7574	*	12364	*	7574	*	*
2027	*	12364	*	7574	*	12364	*	7574	*	*
2028	*	12364	*	7574	*	12364	*	7574	*	*
2029	*	12364	*	7574	*	12364	*	7574	*	*
2030	*	12364	*	7574	*	12364	*	7574	*	*
2031	*	12364	*	7574	*	12364	*	7574	*	*
2032	*	12364	*	7574	*	12364	*	7574	*	*
2033	*	12364	*	7574	*	12364	*	7574	*	*
2034	*	12364	*	7574	*	12364	*	7574	*	*
2035	*	12364	*	7574	*	12364	*	7574	*	*
2036	*	12364	*	7574	*	12364	*	7574	*	*
2037	*	12364	*	7574	*	12364	*	7574	*	*
2038	*	12364	*	7574	*	12364	*	7574	*	*
2039	*	12364	*	7574	*	12364	*	7574	*	*
2040	*	12364	*	7574	*	12364	*	7574	*	*
2041	*	12364	*	7574	*	12364	*	7574	*	*
2042	*	12364	*	7574	*	12364	*	7574	*	*
2043	*	12364	*	7574	*	12364	*	7574	*	*
2044	*	12364	*	7574	*	12364	*	7574	*	*
2045	*	12364	*	7574	*	12364	*	7574	*	*
2046	*	12364	*	7574	*	12364	*	7574	*	*
2047	*	12364	*	7574	*	12364	*	7574	*	*
2048	*	12364	*	7574	*	12364	*	7574	*	*
2049	*	12364	*	7574	*	12364	*	7574	*	*
2050	*	12364	*	7574	*	12364	*	7574	*	*
2051	*	12364	*	7574	*	12364	*	7574	*	*
2052	*	12364	*	7574	*	12364	*	7574	*	*
2053	*	12364	*	7574	*	12364	*	7574	*	*
2054	*	12364	*	7574	*	12364	*	7574	*	*
2055	*	12364	*	7574	*	12364	*	7574	*	*
2056	*	12364	*	7574	*	12364	*	7574	*	*
2057	*	12364	*	7574	*	12364	*	7574	*	*
2058	*	12364	*	7574	*	12364	*	7574	*	*
2059	*	12364	*	7574	*	12364	*	7574	*	*
2060	*	12364	*	7574	*	12364	*	7574	*	*
2061	*	12364	*	7574	*	12364	*	7574	*	*
2062	*	12364	*	7574	*	12364	*	7574	*	*
2063	*	12364	*	7574	*	12364	*	7574	*	*
2064	*	12364	*	7574	*	12364	*	7574	*	*
2065	*	12364	*	7574	*	12364	*	7574	*	*
2066	*	12364	*	7574	*	12364	*	7574	*	*
2067	*	12364	*	7574	*	12364	*	7574	*	*
2068	*	12364	*	7574	*	12364	*	7574	*	*
2069	*	12364	*	7574	*	12364	*	7574	*	*
2070	*	12364	*	7574	*	12364	*	7574	*	*
2071	*	12364	*	7574	*	12364	*	7574	*	*
2072	*	12364	*	7574	*	12364	*	7574	*	*
2073	*	12364	*	7574	*	12364	*	7574	*	*
2074	*	12364	*	7574	*	12364	*	7574	*	*
2075	*	12364	*	7574	*	12364	*	7574	*	*
2076	*	12364	*	7574	*	12364	*	7574	*	*
2077	*	12364	*	7574	*	12364	*	7574	*	*
2078	*	12364	*	7574	*	12364	*	7574	*	*
2079	*	12364	*	7574	*	12364	*	7574	*	*
2080	*	12364	*	7574	*	12364	*	7574	*	*
2081	*	12364	*	7574	*	12364	*	7574	*	*
2082	*	12364	*	7574	*	12364	*	7574	*	*
2083	*	12364	*	7574	*	12364	*	7574	*	*
2084	*	12364	*	7574	*	12364	*	7574	*	*
2085	*	12364	*	7574	*	12364	*	7574	*	*
2086	*	12364	*	7574	*	12364	*	7574	*	*
2087	*	12364	*	7574	*	12364	*	7574	*	*
2088	*	12364	*	7574	*	12364	*	7574	*	*
2089	*	12364	*	7574	*	12364	*	7574	*	*
2090	*	12364	*	7574	*	12364	*	7574	*	*
2091	*	12364	*	7574	*	12364	*	7574	*	*
2092	*	12364	*	7574	*	12364	*	7574	*	*
2093	*	12364	*	7574	*	12364	*	7574	*	*
2094	*	12364	*	7574	*	12364	*	7574	*	*
2095	*	12364	*	7574	*	12364	*	7574	*	*
2096	*	12364	*	7574	*	12364	*	7574	*	*
2097	*	12364	*	7574	*	12364	*	7574	*	*
2098	*	12364	*	7574	*	12364	*	7574	*	*
2099	*	12364	*	7574	*	12364	*	7574	*	*
2100	*	12364	*	7574	*	12364	*	7574	*	*
2101	*	12364	*	7574	*	12364	*	7574	*	*
2102	*	12364	*	7574	*	12364	*	7574	*	*
2103	*	12364	*	7574	*	12364	*	7574	*	*
2104	*	12364	*	7574	*	12364	*	7574	*	*
2105	*	12364	*	7574	*	12364	*	7574	*	*
2106	*	12364	*	7574	*	12364	*	7574	*	*
2107	*	12364	*	7574	*	12364	*	7574	*	*
2108	*	12364	*	7574	*	12364	*	7574	*	*
2109	*	12364	*	7574	*</					

CREDIT COURSE ENROLLMENT, FALL 1948 THROUGH FALL 1993
 FULTON-MONTGOMERY COMMUNITY COLLEGE

F A L L T E R M	U N D E R G R A D U A T E		
	TOTAL	FULL-TIME	PART-TIME
1948	-	-	-
1949	-	-	-
1950	-	-	-
1951	-	-	-
1952	-	-	-
1953	-	-	-
1954	-	-	-
1955	-	-	-
1956	-	-	-
1957	-	-	-
1958	-	-	-
1959	-	-	-
1960	-	-	-
1961	-	-	-
1962	-	-	-
1963	-	-	-
1964+	642	335	307
1965	1038	667	371
1966	1066	779	287
1967	1150	920	230
1968	1489	1098	391
1969	1587	1221	366
1970	1390	1069	321
1971	1295	974	321
1972	1200	852	348
1973	1229	821	408
1974	1478	935	543
1975	1701	1093	608
1976	1642	1094	548
1977	1565	988	577
1978	1525	939	586
1979	1468	906	562
1980	1633	1038	595
1981	1830	1132	698
1982	1816	1108	708
1983	1884	1128	756
1984	1824	1062	762
1985	1746	1018	728
1986	1721	957	764
1987	1749	917	832
1988	1843	950	893
1989	1961	1016	945
1990	2001	1095	906
1991	1920	1055	865
1992	1950	1166	784
1993	1768	1075	693

+ - INDICATES FIRST YEAR OF OPERATION
 ALL FOOTNOTES WILL APPEAR AT THE END OF THE REPORT (SEE PAGE 113)

CREDIT COURSE ENROLLMENT, FALL 1948 THROUGH FALL 1993
GENESEE COMMUNITY COLLEGE

F A L L T E R M	U N D E R G R A D U A T E	
	TOTAL	PART-TIME
1948	-	-
1949	-	-
1950	-	-
1951	-	-
1952	-	-
1953	-	-
1954	-	-
1955	-	-
1956	-	-
1957	-	-
1958	-	-
1959	-	-
1960	-	-
1961	-	-
1962	-	-
1963	-	-
1964	-	-
1965	-	-
1966	-	-
1967+	625	378
1968	1169	871
1969	1559	1135
1970	1710	1306
1971	1720	1413
1972	1873	1417
1973	1939	1464
1974	2186	1379
1975	2595	1716
1976	2420	1554
1977	2093	1241
1978	1882	1062
1979	2069	1187
1980	2313	1343
1981	2338	1365
1982	2423	1467
1983	2550	1629
1984	2636	1674
1985	2577	1480
1986	2569	1573
1987	2803	1688
1988	2955	1788
1989	3061	1816
1990	3572	1839
1991	3677	2054
1992	4214	2169
1993	4435	2352
		2083

+ - INDICATES FIRST YEAR OF OPERATION
ALL FOOTNOTES WILL APPEAR AT THE END OF THE REPORT (SEE PAGE 183)

CREDIT COURSE ENROLLMENT, FALL 1948 THROUGH FALL 1993
HERKIMER COUNTY COMMUNITY COLLEGE

F A L L T E R M	U N D E R G R A D U A T E		
	TOTAL	FULL-TIME	PART-TIME
1948	-	-	-
1949	-	-	-
1950	-	-	-
1951	-	-	-
1952	-	-	-
1953	-	-	-
1954	-	-	-
1955	-	-	-
1956	-	-	-
1957	-	-	-
1958	-	-	-
1959	-	-	-
1960	-	-	-
1961	-	-	-
1962	-	-	-
1963	-	-	-
1964	-	-	-
1965	-	-	-
1966	-	-	-
1967+	322	221	101
1968	557	476	81
1969	687	583	104
1970	786	610	176
1971	1091	884	207
1972	1172	979	193
1973	1227	970	257
1974	1211	949	262
1975	1439	1115	324
1976	1666	1369	297
1977	1747	1414	333
1978	1855	1414	441
1979	2059	1616	443
1980	2199	1689	510
1981	2120	1566	554
1982	2255	1622	633
1983	2140	1584	556
1984	2011	1563	448
1985	1989	1528	461
1986	2018	1480	538
1987	2027	1506	521
1988	2219	1600	619
1989	2451	1788	663
1990	2412	1819	593
1991	2320	1742	578
1992	2387	1824	563
1993	2577	2049	528

136

137

+ - INDICATES FIRST YEAR OF OPERATION
ALL FOOTNOTES WILL APPEAR AT THE END OF THE REPORT (SEE PAGE 183)



CREDIT COURSE ENROLLMENT, FALL 1948 THROUGH FALL 1993
HUDSON VALLEY COMMUNITY COLLEGE

F A L L T E R M	U N D E R G R A D U A T E		
	TOTAL	FULL-TIME	PART-TIME
1948	-	-	-
1949	-	-	-
1950	-	-	-
1951	-	-	-
1952	-	-	-
1953*	*	92	*
1954	*	328	*
1955	*	495	*
1956	*	568	*
1957	*	687	*
1958	748	726	22
1959	722	665	57
1960	960	875	85
1961	1390	1146	244
1962	1741	1407	334
1963	2301	1568	733
1964	2964	2180	784
1965	3409	2474	935
1966	3556	2659	897
1967	4955	3271	1684
1968	5409	3744	1665
1969	5402	3902	1500
1970	5774	4161	1613
1971	6075	3859	2216
1972	6089	3778	2311
1973	6327	4392	1935
1974	6571	4712	1859
1975	7006	4828	2178
1976	7012	4650	2362
1977	6932	4649	2283
1978	6731	4744	1987
1979	7085	4981	2104
1980	7279	5030	2249
1981	7815	5296	2519
1982	7826	5259	2567
1983	8441	5733	2708
1984	8040	5332	2708
1985	8147	4983	3164
1986	7646	4782	2864
1987	8103	4610	3493
1988	8596	5032	3564
1989	8959	5142	3817
1990	9401	5136	4265
1991	9368	5323	4045
1992	10416	5570	4846
1993	10150	5414	4736

* - COMPLETE DATA ON PART-TIME STUDENTS NOT AVAILABLE + - INDICATES FIRST YEAR OF OPERATION
ALL FOOTNOTES WILL APPEAR AT THE END OF THE REPORT (SEE PAGE 183)



CREDIT COURSE ENROLLMENT, FALL 1948 THROUGH FALL 1993
JAMESTOWN COMMUNITY COLLEGE

F A L L T E R M	U N D E R G R A D U A T E		
	TOTAL	FULL-TIME	PART-TIME
1948	-	-	-
1949	-	-	-
1950+	*	110	*
1951	*	68	*
1952	*	94	*
1953	*	77	*
1954	*	94	*
1955	*	132	*
1956	*	148	*
1957	*	205	*
1958	599	257	342
1959	740	330	410
1960	816	370	446
1961	881	325	556
1962	974	399	575
1963	916	436	480
1964	1138	546	592
1965	1397	665	732
1966	1368	691	677
1967	1357	701	656
1968	1497	842	655
1969	1816	1141	675
1970	2265	1315	950
1971	2566	1589	977
1972	2532	1542	990
1973	2771	1512	1259
1974	2796	1427	1369
1975	3267	1724	1543
1976	3346	1794	1552
1977	3397	1622	1775
1978	3472	1529	1943
1979	3622	1541	2081
1980	3918	1802	2116
1981	4119	1868	2251
1982	4371	1899	2472
1983	4138	1966	2172
1984	3947	1758	2189
1985	3806	1485	2321
1986	3765	1740	2025
1987	3636	1650	1986
1988	4038	1756	2282
1989	4229	1950	2279
1990	4647	2115	2532
1991	4423	2188	2235
1992	4575	2321	2254
1993	4228	2250	1978

* - COMPLETE DATA ON PART-TIME STUDENTS NOT AVAILABLE + - INDICATES FIRST YEAR OF OPERATION
ALL FOOTNOTES WILL APPEAR AT THE END OF THE REPORT (SEE PAGE 183)

CREDIT COURSE ENROLLMENT, FALL 1948 THROUGH FALL 1993
JEFFERSON COMMUNITY COLLEGE

F A L L T E R M	U N D E R G R A D U A T E		
	TOTAL	FULL-TIME	PART-TIME
1948	-	-	-
1949	-	-	-
1950	-	-	-
1951	-	-	-
1952	-	-	-
1953	-	-	-
1954	-	-	-
1955	-	-	-
1956	-	-	-
1957	-	-	-
1958	-	-	-
1959	-	-	-
1960	-	-	-
1961	-	-	-
1962	-	-	-
1963+	314	114	200
1964	482	359	123
1965	755	591	164
1966	876	631	245
1967	1042	744	298
1968	1195	831	364
1969	1435	966	469
1970	1470	1040	430
1971	1520	1068	452
1972	1452	993	459
1973	1289	831	458
1974	1364	857	507
1975	1524	991	533
1976	1520	930	590
1977	1466	840	626
1978	1478	850	628
1979	1578	870	708
1980	1751	1041	710
1981	1842	1065	777
1982	1805	1049	756
1983	1851	1107	744
1984	1750	1045	705
1985	1875	1044	831
1986	1870	948	922
1987	1883	897	986
1988	2194	1037	1157
1989	2375	1175	1200
1990	2482	1258	1224
1991	2746	1370	1376
1992	2915	1581	1334
1993	3333	1675	1658

+ - INDICATES FIRST YEAR OF OPERATION
ALL FOOTNOTES WILL APPEAR AT THE END OF THE REPORT (SEE PAGE 183)

CREDIT COURSE ENROLLMENT, FALL 1948 THROUGH FALL 1993
MOHAWK VALLEY COMMUNITY COLLEGE

F A L L T E R M	U N D E R G R A D U A T E		
	TOTAL	FULL-TIME	PART-TIME
1948	*	536	*
1949	*	550	*
1950	*	527	*
1951	*	401	*
1952	*	439	*
1953	*	335	*
1954	*	281	*
1955	*	412	*
1956	*	517	*
1957	*	559	*
1958	1080	658	422
1959	1420	553	867
1960	1671	785	886
1961	2336	1064	1272
1962	2671	1136	1535
1963	2625	1156	1469
1964	2240	1153	1087
1965	2960	1329	1631
1966	3337	1519	1818
1967	3597	1480	2117
1968	3307	1537	1770
1969	3589	1722	1867
1970	4386	2083	2303
1971	4845	2277	2568
1972	4603	2210	2393
1973	5061	2396	2665
1974	5580	2580	3000
1975	6586	3131	3455
1976	6449	2984	3465
1977	7143	3215	3928
1978	7549	3033	4516
1979	7719	3146	4573
1980	6611	3647	2964
1981	7487	3994	3493
1982	6788	4006	2782
1983	6686	4141	2545
1984	6359	3909	2450
1985	6163	3759	2409
1986	5988	3506	2482
1987	5970	3503	2467
1988	6147	3575	2572
1989	6393	3708	2685
1990	6470	3829	2641
1991	6389	3651	2738
1992	6273	3716	2557
1993	6267	3930	2337

* - COMPLETE DATA ON PART-TIME STUDENTS NOT AVAILABLE
ALL FOOTNOTES WILL APPEAR AT THE END OF THE REPORT (SEE PAGE 183)

CREDIT COURSE ENROLLMENT, FALL 1948 THROUGH FALL 1993
MONROE COMMUNITY COLLEGE

F A L L T E R M	U N D E R G R A D U A T E		
	TOTAL	FULL-TIME	PART-TIME
1948	-	-	-
1949	-	-	-
1950	-	-	-
1951	-	-	-
1952	-	-	-
1953	-	-	-
1954	-	-	-
1955	-	-	-
1956	-	-	-
1957	-	-	-
1958	-	-	-
1959	-	-	-
1960	-	-	-
1961	-	-	-
1962+	715	685	30
1963	1928	1401	527
1964	3063	2006	1057
1965	3512	2082	1430
1966	4205	2275	1930
1967	4838	2956	1882
1968	6366	3931	2435
1969	7565	4614	2951
1970	7977	4639	3338
1971	8280	4668	3612
1972	8943	4970	3973
1973	8965	4966	3999
1974	9263	4861	4402
1975	10306	5498	4808
1976	9739	5330	4409
1977	10029	5299	4730
1978	9842	4992	4850
1979	10219	5074	5145
1980	11056	5668	5388
1981	11266	5661	5605
1982	11138	5499	5639
1983	11908	6068	5840
1984	11479	5669	5810
1985	11686	5479	6207
1986	11866	5758	6108
1987	12284	6192	6092
1988	12768	6609	6159
1989	13203	7021	6182
1990	13548	6967	6581
1991	13406	6719	6687
1992	14123	6838	7285
1993	13949	7149	6800

+ - INDICATES FIRST YEAR OF OPERATION
ALL FOOTNOTES WILL APPEAR AT THE END OF THE REPORT (SEE PAGE 183)



CREDIT COURSE ENROLLMENT, FALL 1948 THROUGH FALL 1993
 NASSAU COMMUNITY COLLEGE

F A L L T E R M	U N D E R G R A D U A T E		
	TOTAL	FULL-TIME	PART-TIME
1948	-	-	-
1949	-	-	-
1950	-	-	-
1951	-	-	-
1952	-	-	-
1953	-	-	-
1954	-	-	-
1955	-	-	-
1956	-	-	-
1957	-	-	-
1958	-	-	-
1959	-	-	-
1960+	1367	440	927
1961	2157	631	1526
1962	3104	707	2397
1963	4426	998	3428
1964	5965	1627	4338
1965	7072	2164	4908
1966	8444	2906	5538
1967	10337	3981	6356
1968	13061	5513	7548
1969	15009	6493	8516
1970	16510	7660	8850
1971	18092	9563	8529
1972	18012	9847	8165
1973	17672	10175	7497
1974	17541	10120	7421
1975	17555	10144	7411
1976	17456	9878	7578
1977	17595	10031	7564
1978	17987	10546	7441
1979	19805	11273	8532
1980	20590	11808	8782
1981	21961	11982	9979
1982	23089	12649	10440
1983	22037	11075	10962
1984	21132	10674	10458
1985	20320	10269	10051
1986	19363	9854	9509
1987	19692	9823	9869
1988	20130	9920	10210
1989	20677	10085	10592
1990	21541	10220	11321
1991	21552	10304	11248
1992	22369	10970	11399
1993	22215	11188	11027

+ - INDICATES FIRST YEAR OF OPERATION
 ALL FOOTNOTES WILL APPEAR AT THE END OF THE REPORT (SEE PAGE 183)



CREDIT COURSE ENROLLMENT, FALL 1948 THROUGH FALL 1993
 NIAGARA COUNTY COMMUNITY COLLEGE

F A L L T E R M	U N D E R G R A D U A T E		
	TOTAL	FULL-TIME	PART-TIME
1948	-	-	-
1949	-	-	-
1950	-	-	-
1951	-	-	-
1952	-	-	-
1953	-	-	-
1954	-	-	-
1955	-	-	-
1956	-	-	-
1957	-	-	-
1958	-	-	-
1959	-	-	-
1960	-	-	-
1961	-	-	-
1962	-	-	-
1963+	342	334	8
1964	1505	821	684
1965	1962	1121	841
1966	2526	1252	1274
1967	3083	1470	1613
1968	2861	1570	1291
1969	3039	1843	1196
1970	3110	1804	1306
1971	3192	1871	1321
1972	3087	2030	1057
1973	3495	2391	1104
1974	3928	2673	1255
1975	4651	3170	1481
1976	4050	2772	1278
1977	3835	2569	1266
1978	3888	2429	1459
1979	3876	2437	1439
1980	4079	2834	1245
1981	4327	3053	1274
1982	4375	3100	1275
1983	4657	3221	1436
1984	4518	3023	1495
1985	4270	2712	1558
1986	4228	2697	1531
1987	4405	2802	1603
1988	4693	2695	1998
1989	5050	2871	2179
1990	5272	2955	2317
1991	5345	3014	2331
1992	5477	3073	2404
1993	5,517	3214	2343

+ - INDICATES FIRST YEAR OF OPERATION
 ALL FOOTNOTES WILL APPEAR AT THE END OF THE REPORT (SEE PAGE 183)



CREDIT COURSE ENROLLMENT, FALL 1948 THROUGH FALL 1993
NORTH COUNTRY COMMUNITY COLLEGE

F A L L T E R M	U N D E R G R A D U A T E		
	TOTAL	FULL-TIME	PART-TIME
1948	-	-	-
1949	-	-	-
1950	-	-	-
1951	-	-	-
1952	-	-	-
1953	-	-	-
1954	-	-	-
1955	-	-	-
1956	-	-	-
1957	-	-	-
1958	-	-	-
1959	-	-	-
1960	-	-	-
1961	-	-	-
1962	-	-	-
1963	-	-	-
1964	-	-	-
1965	-	-	-
1966	-	-	-
1967	-	-	-
1968+	541	348	193
1969	877	637	240
1970	963	634	329
1971	1001	671	330
1972	1130	623	507
1973	1276	574	702
1974	1000	564	436
1975	1275	682	593
1976	1135	663	472
1977	1376	637	739
1978	1448	655	793
1979	1426	664	762
1980	1449	747	702
1981	1511	745	766
1982	1513	732	781
1983	1587	794	793
1984	1687	791	896
1985	1645	804	841
1986	1555	695	860
1987	1545	721	824
1988	1520	713	807
1989	1509	723	786
1990	1483	723	760
1991	1533	839	694
1992	1643	952	691
1993	1573	946	627

+ - INDICATES FIRST YEAR OF OPERATION
ALL FOOTNOTES WILL APPEAR AT THE END OF THE REPORT (SEE PAGE 183)



CREDIT COURSE ENROLLMENT, FALL 1948 THROUGH FALL 1993
 ONONDAGA COMMUNITY COLLEGE

F A L L T E R M	U N D E R G R A D U A T E		
	TOTAL	FULL-TIME	PART-TIME
1948	-	-	-
1949	-	-	-
1950	-	-	-
1951	-	-	-
1952	-	-	-
1953	-	-	-
1954	-	-	-
1955	-	-	-
1956	-	-	-
1957	-	-	-
1958	-	-	-
1959	-	-	-
1960	-	-	-
1961	-	-	-
1962+	1294	583	711
1963	2522	1079	1443
1964	2414	1001	1413
1965	2763	994	1769
1966	2778	1111	1667
1967	3175	1399	1776
1968	3569	1670	1899
1969	3398	1850	1548
1970	3714	2169	1545
1971	4697	2441	2256
1972	4373	2416	1957
1973	5014	2667	2347
1974	5261	2702	2559
1975	5815	3016	2799
1976	6211	3241	2970
1977	6024	3182	2842
1978	6185	3040	3145
1979	6417	3059	3358
1980	7318	3350	3968
1981	7778	3739	4039
1982	7513	3607	3906
1983	7750	3839	3911
1984	7262	3396	3866
1985	7132	3225	3907
1986	7159	3222	3937
1987	7267	3306	3961
1988	7173	3365	3808
1989	7928	3516	4412
1990	8316	3854	4462
1991	8406	4027	4379
1992	8512	4240	4272
1993	8177	4166	4011

+ - INDICATES FIRST YEAR OF OPERATION
 ALL FOOTNOTES WILL APPEAR AT THE END OF THE REPORT (SEE PAGE 183)



CREDIT COURSE ENROLLMENT, FALL 1948 THROUGH FALL 1993
ORANGE COUNTY COMMUNITY COLLEGE

F A L L T E R M	U N D E R G R A D U A T E		
	TOTAL	FULL-TIME	PART-TIME
1948	-	-	-
1949	-	-	-
1950+	*	157	*
1951	*	248	*
1952	*	265	*
1953	*	347	*
1954	*	471	*
1955	*	592	*
1956	*	604	*
1957	*	643	*
1958	*	755	*
1959	1714	816	959
1960	1806	952	990
1961	1960	1017	1008
1962	2373	1070	1356
	2719		1649
1963	2606	1103	1503
1964	2944	1185	1759
1965	3208	1422	1786
1966	3411	1521	1890
1967	3645	1664	1981
1968	3895	1751	2144
1969	3920	1932	1988
1970	4014	2034	1980
1971	3663	1841	1822
1972	3519	1843	1676
1973	3716	1877	1839
1974	4133	1921	2212
1975	5253	2502	2751
1976	5163	2542	2621
1977	4988	2349	2639
1978	5113	2427	2686
1979	4877	2463	2414
1980	4981	2355	2626
1981	5563	2502	3061
1982	5425	2474	2951
1983	5415	2576	2839
1984	5245	2258	2987
1985	5173	2132	3041
1986	4931	2002	2929
1987	4906	1970	2936
1988	4826	1974	2852
1989	5356	2077	3279
1990	5427	2265	3162
1991	5957	2354	3603
1992	5964	2484	3480
1993	5924	2556	3368

* - COMPLETE DATA ON PART-TIME STUDENTS NOT AVAILABLE + - INDICATES FIRST YEAR OF OPERATION
ALL FOOTNOTES WILL APPEAR AT THE END OF THE REPORT (SEE PAGE 183)

CREDIT COURSE ENROLLMENT, FALL 1948 THROUGH FALL 1993
ROCKLAND COMMUNITY COLLEGE

F A L L T E R M	U N D E R G R A D U A T E		
	TOTAL	FULL-TIME	PART-TIME
1948	-	-	-
1949	-	-	-
1950	-	-	-
1951	-	-	-
1952	-	-	-
1953	-	-	-
1954	-	-	-
1955	-	-	-
1956	-	-	-
1957	-	-	-
1958	-	-	-
1959+	301	113	188
1960	681	287	394
1961	914	360	554
1962	1140	403	737
1963	1457	540	917
1964	1702	685	1017
1965	2271	1038	1233
1966	2784	1452	1332
1967	3266	1814	1452
1968	4068	2125	1943
1969	4046	2115	1931
1970	5319	2555	2764
1971	5495	2811	2684
1972	5879	2822	3057
1973	6331	2806	3525
1974	7131	3088	4043
1975	8281	3967	4314
1976	7994	3773	4221
1977	7943	3955	3988
1978	8418	3746	4672
1979	7546	3660	3886
1980	7798	3735	4063
1981	8278	3346	4932
1982	8400	3626	4774
1983	9028	4412	4616
1984	8949	4505	4443
1985	8978	4820	4158
1986	9000	4733	4267
1987	8580	4172	4408
1988	7644	3920	3724
1989	7515	3668	3847
1990	8023	3726	4297
1991	8271	3817	4454
1992	8044	3870	4174
1993	7978	3856	4122

158

+ - INDICATES FIRST YEAR OF OPERATION
ALL FOOTNOTES WILL APPEAR AT THE END OF THE REPORT (SEE PAGE 183)

94/1469-75

CREDIT COURSE ENROLLMENT, FALL 1948 THROUGH FALL 1993
SCHENECTADY COUNTY COMMUNITY COLLEGE

F A L L T E R M	U N D E R G R A D U A T E		
	TOTAL	FULL-TIME	PART-TIME
1948	-	-	-
1949	-	-	-
1950	-	-	-
1951	-	-	-
1952	-	-	-
1953	-	-	-
1954	-	-	-
1955	-	-	-
1956	-	-	-
1957	-	-	-
1958	-	-	-
1959	-	-	-
1960	-	-	-
1961	-	-	-
1962	-	-	-
1963	-	-	-
1964	-	-	-
1965	-	-	-
1966	-	-	-
1967	-	-	-
1968	-	-	-
1969+	1285	653	632
1970	1822	1053	769
1971	2014	966	1048
1972	2173	885	1288
1973	2513	812	1701
1974	2530	796	1734
1975	2924	954	1970
1976	3042	969	2073
1977	2745	893	1852
1978	2672	853	1819
1979	2520	832	1688
1980	2750	1083	1667
1981	3092	1230	1862
1982	3103	1258	1845
1983	3218	1370	1848
1984	3216	1383	1833
1985	2975	1201	1774
1986	2903	1170	1733
1987	2876	1136	1740
1988	3026	1187	1839
1989	3160	1227	1933
1990	3234	1290	1944
1991	3403	1426	1977
1992	3662	1631	2031
1993	3746	1658	2088

100

101

+ - INDICATES FIRST YEAR OF OPERATION
ALL FOOTNOTES WILL APPEAR AT THE END OF THE REPORT (SEE PAGE 183)



CREDIT COURSE ENROLLMENT, FALL 1948 THROUGH FALL 1993
SUFFOLK COUNTY COMMUNITY COLLEGE

F A L L T E R M	U N D E R G R A D U A T E		
	TOTAL	FULL-TIME	PART-TIME
1948	-	-	-
1949	-	-	-
1950	-	-	-
1951	-	-	-
1952	-	-	-
1953	-	-	-
1954	-	-	-
1955	-	-	-
1956	-	-	-
1957	-	-	-
1958	-	-	-
1959	-	-	-
1960+	506	171	335
1961	1448	615	833
1962	2318	938	1380
1963	2635	1193	1442
1964	3634	1604	2030
1965	4841	2324	2517
1966	6069	2705	3364
1967	7098	3352	3746
1968	8082	3742	4340
1969	8984	4262	4722
1970	9677	4862	4815
1971	10818	5460	5358
1972	12387	6332	6055
1973	13923	7106	6817
1974	15010	7499	7511
1975	18537	8735	9802
1976	17928	8353	9575
1977	19601	8848	10753
1978	19638	8455	11183
1979	20670	8569	12101
1980	21505	9056	12449
1981	21191	9549	11642
1982	21056	9415	11641
1983	20396	8760	11636
1984	19615	8242	11373
1985	17811	7218	10593
1986	17179	6690	10489
1987	17074	6790	10284
1988	17615	7219	10396
1989	18688	7873	10815
1990	19890	8456	11434
1991	20097	8562	11535
1992	21044	9089	11955
1993	20987	9559	11428

162

163

+ - INDICATES FIRST YEAR OF OPERATION
ALL FOOTNOTES WILL APPEAR AT THE END OF THE REPORT (SEE PAGE 183)

CREDIT COURSE ENROLLMENT, FALL 1948 THROUGH FALL 1993
SULLIVAN COUNTY COMMUNITY COLLEGE

F A L L T E R M	U N D E R G R A D U A T E		
	TOTAL	FULL-TIME	PART-TIME
1948	-	-	-
1949	-	-	-
1950	-	-	-
1951	-	-	-
1952	-	-	-
1953	-	-	-
1954	-	-	-
1955	-	-	-
1956	-	-	-
1957	-	-	-
1958	-	-	-
1959	-	-	-
1960	-	-	-
1961	-	-	-
1962	-	-	-
1963+	176	73	103
1964	412	288	124
1965	685	544	141
1966	862	739	123
1967	1057	955	102
1968	1127	996	131
1969	1175	1008	167
1970	1209	1042	167
1971	1238	1074	164
1972	1484	1274	210
1973	1438	1212	226
1974	1638	1346	292
1975	1740	1403	337
1976	1794	1496	298
1977	1740	1388	352
1978	1687	1350	337
1979	1559	1261	298
1980	1662	1335	327
1981	1685	1361	324
1982	1654	1343	311
1983	1821	1350	471
1984	1656	1244	412
1985	1669	1293	376
1986	1779	1299	480
1987	1816	1245	571
1988	1889	1294	595
1989	1953	1365	588
1990	2090	1492	598
1991	2146	1477	669
1992	2153	1483	670
1993	1961	1364	597

+ - INDICATES FIRST YEAR OF OPERATION
ALL FOOTNOTES WILL APPEAR AT THE END OF THE REPORT (SEE PAGE 183)



CREDIT COURSE ENROLLMENT, FALL 1948 THROUGH FALL 1993
TOMPKINS-CORTLAND COMMUNITY COLLEGE

F A L L T E R M	U N D E R G R A D U A T E		
	TOTAL	FULL-TIME	PART-TIME
1948	-	-	-
1949	-	-	-
1950	-	-	-
1951	-	-	-
1952	-	-	-
1953	-	-	-
1954	-	-	-
1955	-	-	-
1956	-	-	-
1957	-	-	-
1958	-	-	-
1959	-	-	-
1960	-	-	-
1961	-	-	-
1962	-	-	-
1963	-	-	-
1964	-	-	-
1965	-	-	-
1966	-	-	-
1967	-	-	-
1968+	388	133	255
1969	741	390	351
1970	1036	611	425
1971	1331	738	593
1972	1501	591	910
1973	1538	578	960
1974	2069	894	1175
1975	2802	1224	1578
1976	2742	1210	1532
1977	2793	1192	1601
1978	2870	1198	1672
1979	2882	1284	1598
1980	3092	1304	1788
1981	3194	1355	1839
1982	3198	1335	1862
1983	2976	1290	1686
1984	2803	1322	1481
1985	2944	1365	1579
1986	2820	1164	1656
1987	2759	1187	1572
1988	2595	1081	1514
1989	2612	987	1625
1990	2775	1437	1338
1991	2904	1485	1419
1992	2899	1531	1368
1993	2969	1556	1413

+ - INDICATES FIRST YEAR OF OPERATION
ALL FOOTNOTES WILL APPEAR AT THE END OF THE REPORT (SEE PAGE 183)



CREDIT COURSE ENROLLMENT, FALL 1948 THROUGH FALL 1993
 ULSTER COUNTY COMMUNITY COLLEGE

F A L L T E R M	U N D E R G R A D U A T E		
	TOTAL	FULL-TIME	PART-TIME
1948	-	-	-
1949	-	-	-
1950	-	-	-
1951	-	-	-
1952	-	-	-
1953	-	-	-
1954	-	-	-
1955	-	-	-
1956	-	-	-
1957	-	-	-
1958	-	-	-
1959	-	-	-
1960	-	-	-
1961	-	-	-
1962	-	-	-
1963+	739	193	546
1964	888	369	519
1965	1166	594	572
1966	1339	704	635
1967	1495	810	685
1968	1681	931	750
1969	2057	1092	965
1970	2222	1305	917
1971	2129	1259	870
1972	2160	1190	970
1973	2273	1192	1081
1974	2308	1255	1053
1975	2803	1566	1237
1976	2685	1591	1094
1977	2681	1566	1115
1978	2817	1483	1334
1979	2922	1582	1340
1980	3061	1806	1255
1981	3192	1808	1384
1982	3106	1850	1256
1983	3464	1780	1684
1984	3197	1650	1547
1985	3120	1498	1622
1986	3002	1396	1606
1987	2759	1333	1426
1988	2816	1379	1437
1989	2898	1529	1369
1990	2927	1547	1380
1991	2888	1472	1416
1992	2926	1521	1405
1993	2845	1507	1338

169

163

+ - INDICATES FIRST YEAR OF OPERATION
 ALL FOOTNOTES WILL APPEAR AT THE END OF THE REPORT (SEE PAGE 183)



CREDIT COURSE ENROLLMENT, FALL 1948 THROUGH FALL 1993
WESTCHESTER COMMUNITY COLLEGE

F A L L T E R M	U N D E R G R A D U A T E		
	TOTAL	FULL-TIME	PART-TIME
1948	*	402	*
1949	*	491	*
1950	*	497	*
1951	*	501	*
1952	*	544	*
1953	*	532	*
1954	*	553	*
1955	*	579	*
1956	*	588	*
1957	*	595	*
1958	1816	566	1150
1959	2007	681	1326
1960	2121	693	1428
1961	2495	727	1768
1962	2772	884	1888
1963	3247	1006	2241
1964	3655	1138	2517
1965	3855	1322	2533
1966	4137	1435	2702
1967	4809	1768	3041
1968	5134	1998	3136
1969	5045	2000	3045
1970	5286	2472	2814
1971	5813	2664	3149
1972	6560	3082	3478
1973	6937	3390	3547
1974	7301	3428	3873
1975	8558	4314	4244
1976	7856	4342	3514
1977	8017	4270	3747
1978	7844	4114	3730
1979	7950	4127	3823
1980	8198	4089	4109
1981	8887	4070	4817
1982	8639	3859	4780
1983	8357	3838	4519
1984	7759	3522	4237
1985	7516	3202	4314
1986	7493	3212	4281
1987	7649	3345	4304
1988	8241	3485	4756
1989	9088	3815	5273
1990	10046	4123	5923
1991	11130	4673	6457
1992	11809	4813	6996
1993	11830	4741	7089

* - COMPLETE DATA ON PART-TIME STUDENTS NOT AVAILABLE
ALL FOOTNOTES WILL APPEAR AT THE END OF THE REPORT (SEE PAGE 183)

CREDIT COURSE ENROLLMENT, FALL 1948 THROUGH FALL 1993
 COMMUNITY COLLEGES UNDER THE SPONSORSHIP OF
 THE NEW YORK CITY BOARD OF EDUCATION

F A L L T E R M	U N D E R G R A D U A T E		
	TOTAL	FULL-TIME	PART-TIME
1948	*	2282	*
1949	*	2278	*
1950	*	2173	*
1951	*	2369	*
1952	*	2369	*
1953	*	2579	*
1954	*	2543	*
1955	*	2378	*
1956	*	2548	*
1957	*	2824	*
1958	*	2842	*
1959	7241	3461	4399
1960	9445	4320	5984
1961	11615	4851	7295
1962	12283	5036	7432
	14116		9080
1963	15714	5360	10354
1964	20420	7581	12839
1965	25792	10362	15430
1966	28767	12000	16767
1967	36576	15617	20959
1968	44552	18333	26219
1969	47654	21676	25978
1970	55863	29408	26455
1971	66714	35925	30789
1972	73945	39554	34391
1973	78323	41291	37032
1974	84366	43938	40428

* - COMPLETE DATA ON PART-TIME STUDENTS NOT AVAILABLE
 ALL FOOTNOTES WILL APPEAR AT THE END OF THE REPORT (SEE PAGE 183)

CREDIT COURSE ENROLLMENT, FALL 1948 THROUGH FALL 1993
 BOROUGH OF MANHATTAN COMMUNITY COLLEGE

F A L L T E R M	U N D E R G R A D U A T E		
	TOTAL	FULL-TIME	PART-TIME
1948	-	-	-
1949	-	-	-
1950	-	-	-
1951	-	-	-
1952	-	-	-
1953	-	-	-
1954	-	-	-
1955	-	-	-
1956	-	-	-
1957	-	-	-
1958	-	-	-
1959	-	-	-
1960	-	-	-
1961	-	-	-
1962	-	-	-
1963	-	-	-
1964+	467	467	-
1965	1695	979	716
1966	2788	1495	1293
1967	4747	2172	2575
1968	5798	2546	3252
1969	5849	2587	3262
1970	7937	2959	4978
1971	9516	4597	4919
1972	10108	4500	5608
1973	9640	5413	4227
1974	9512	5101	4411

+ - INDICATES FIRST YEAR OF OPERATION
 ALL FOOTNOTES WILL APPEAR AT THE END OF THE REPORT (SEE PAGE 183)

94/1469-83



CREDIT COURSE ENROLLMENT, FALL 1948 THROUGH FALL 1993
BRONX COMMUNITY COLLEGE

F A L L T E R M	U N D E R G R A D U A T E		
	TOTAL	FULL-TIME	PART-TIME
1948	-	-	-
1949	-	-	-
1950	-	-	-
1951	-	-	-
1952	-	-	-
1953	-	-	-
1954	-	-	-
1955	-	-	-
1956	-	-	-
1957	-	-	-
1958	-	-	-
1959+	1367	618	749
1960	2626	925	1701
1961	3369	1072	2297
1962	4117	1100	3017
1963	4778	1200	3578
1964	6105	1730	4375
1965	6648	2423	4225
1966	7049	2556	4493
1967	7337	2552	4785
1968	7723	2759	4964
1969	8415	3555	4860
1970	9127	4469	4658
1971	11756	5802	5954
1972	12671	6544	6127
1973	13213	5964	7249
1974	13688	5903	7785

+ - INDICATES FIRST YEAR OF OPERATION
ALL FOOTNOTES WILL APPEAR AT THE END OF THE REPORT (SEE PAGE 183)

94/1469-84

CREDIT COURSE ENROLLMENT, FALL 1948 THROUGH FALL 1993
 HOSTOS COMMUNITY COLLEGE

F A L L T E R M	U N D E R G R A D U A T E		
	TOTAL	FULL-TIME	PART-TIME
1948	-	-	-
1949	-	-	-
1950	-	-	-
1951	-	-	-
1952	-	-	-
1953	-	-	-
1954	-	-	-
1955	-	-	-
1956	-	-	-
1957	-	-	-
1958	-	-	-
1959	-	-	-
1960	-	-	-
1961	-	-	-
1962	-	-	-
1963	-	-	-
1964	-	-	-
1965	-	-	-
1966	-	-	-
1967	-	-	-
1968	-	-	-
1969	-	-	-
1970+	623	623	-
1971	1107	1107	-
1972	1140	1140	-
1973	2078	1756	322
1974	2529	2186	343

+ - INDICATES FIRST YEAR OF OPERATION
 ALL FOOTNOTES WILL APPEAR AT THE END OF THE REPORT (SEE PAGE 183)

CREDIT COURSE ENROLLMENT, FALL 1948 THROUGH FALL 1993
KINGSBOROUGH COMMUNITY COLLEGE

F A L L T E R M	U N D E R G R A D U A T E		
	TOTAL	FULL-TIME	PART-TIME
1948	-	-	-
1949	-	-	-
1950	-	-	-
1951	-	-	-
1952	-	-	-
1953	-	-	-
1954	-	-	-
1955	-	-	-
1956	-	-	-
1957	-	-	-
1958	-	-	-
1959	-	-	-
1960	-	-	-
1961	-	-	-
1962	-	-	-
1963	-	-	-
1964+	468	439	29
1965	1913	1501	412
1966	2326	1571	755
1967	2935	2051	884
1968	3617	2400	1217
1969	4197	2873	1324
1970	6056	4468	1588
1971	7058	5318	1740
1972	7979	5860	2119
1973	8586	5679	2907
1974	9067	5806	3261

CREDIT COURSE ENROLLMENT, FALL - 1948 THROUGH FALL 1993
LA GUARDIA COMMUNITY COLLEGE

F A L L T E R M	U N D E R G R A D U A T E		
	TOTAL	FULL-TIME	PART-TIME
1948	-	-	-
1949	-	-	-
1950	-	-	-
1951	-	-	-
1952	-	-	-
1953	-	-	-
1954	-	-	-
1955	-	-	-
1956	-	-	-
1957	-	-	-
1958	-	-	-
1959	-	-	-
1960	-	-	-
1961	-	-	-
1962	-	-	-
1963	-	-	-
1964	-	-	-
1965	-	-	-
1966	-	-	-
1967	-	-	-
1968	-	-	-
1969	-	-	-
1970	-	-	-
1971+	672	540	132
1972	2029	1428	601
1973	3417	2295	1122
1974	4243	2694	1549

+ - INDICATES FIRST YEAR OF OPERATION
ALL FOOTNOTES WILL APPEAR AT THE END OF THE REPORT (SEE PAGE 183)



CREDIT COURSE ENROLLMENT, FALL 1948 THROUGH FALL 1993
NEW YORK CITY COMMUNITY COLLEGE

F A L L T E R M	U N D E R G R A D U A T E		
	TOTAL	FULL-TIME	PART-TIME
1948	*	2282	*
1949	*	2278	*
1950	*	2173	*
1951	*	2369	*
1952	*	2369	*
1953	*	2579	*
1954	*	2543	*
1955	*	2378	*
1956	*	2437	*
1957	*	2558	*
1958	6497	2523	3974
1959	7099	2425	4674
1960	7507	2572	4935
1961	7036	2557	4479
1962	7878	2591	5287
1963	8492	2582	5910
1964	8954	2743	6211
1965	9327	2792	6535
1966	9669	3324	6345
1967	11518	3911	7607
1968	13997	4323	9674
1969	13844	4423	9421
1970	13176	5376	7800
1971	15233	7075	8158
1972	17106	7997	9109
1973	17630	8398	9232
1974	18077	8849	9228

* - COMPLETE DATA ON PART-TIME STUDENTS NOT AVAILABLE
ALL FOOTNOTES WILL APPEAR AT THE END OF THE REPORT (SEE PAGE 183)

CREDIT COURSE ENROLLMENT, FALL 1948 THROUGH FALL 1993
 QUEENSBOROUGH COMMUNITY COLLEGE

F A L L T E R M	U N D E R G R A D U A T E		
	TOTAL	FULL-TIME	PART-TIME
1948	-	-	-
1949	-	-	-
1950	-	-	-
1951	-	-	-
1952	-	-	-
1953	-	-	-
1954	-	-	-
1955	-	-	-
1956	-	-	-
1957	-	-	-
1958	-	-	-
1959	-	-	-
1960+	317	317	-
1961	605	605	-
1962	750	750	-
1963	828	828	-
1964	2352	1211	1141
1965	3660	1357	2303
1966	4169	1585	2584
1967	6460	2935	3525
1968	8539	3535	5004
1969	9696	5163	4533
1970	11802	7091	4711
1971	12813	6026	6787
1972	13640	6315	7325
1973	14117	6280	7837
1974	15822	7167	8655

+ - INDICATES FIRST YEAR OF OPERATION
 ALL FOOTNOTES WILL APPEAR AT THE END OF THE REPORT (SEE PAGE 183)

CREDIT COURSE ENROLLMENT, FALL 1948 THROUGH FALL 1993
 STATEN ISLAND COMMUNITY COLLEGE

F A L L T E R M	U N D E R G R A D U A T E		
	TOTAL	FULL-TIME	PART-TIME
1948	-	-	-
1949	-	-	-
1950	-	-	-
1951	-	-	-
1952	-	-	-
1953	-	-	-
1954	-	-	-
1955	-	-	-
1956+	*	111	*
1957	*	266	*
1958	744	319	425
1959	979	418	561
1960	1165	506	659
1961	1273	617	656
1962	1371	595	776
1963	1616	750	866
1964	2074	991	1083
1965	2549	1310	1239
1966	2766	1469	1297
1967	3579	1996	1583
1968	4878	2770	2108
1969	5653	3075	2578
1970	7142	4422	2720
1971	8559	5460	3099
1972	9272	5770	3502
1973	9642	5506	4136
1974	11428	6232	5196

* - COMPLETE DATA ON PART-TIME STUDENTS NOT AVAILABLE + - INDICATES FIRST YEAR OF OPERATION
 ALL FOOTNOTES WILL APPEAR AT THE END OF THE REPORT (SEE PAGE 183)



CREDIT COURSE ENROLLMENT, FALL 1948 THROUGH FALL 1952
 ASSOCIATED COLLEGES OF UPPER NEW YORK

F A L L T E R M	U N D E R G R A D U A T E	
	TOTAL	PART-TIME
1948	*	4161
1949	*	1844
1950	*	1127
1951	*	939
1952	*	645

* - COMPLETE DATA ON PART-TIME STUDENTS NOT AVAILABLE
 ALL FOOTNOTES WILL APPEAR AT THE END OF THE REPORT (SEE PAGE 183)

DEGREES GRANTED

DEGREES GRANTED, 1949-50 THROUGH 1992-93

STATE UNIVERSITY OF NEW YORK

Y E A R	T O T A L	A S S O C I A T E	B A C H E L O R S	M A S T E R S	D O C T O R A L	F I R S T P R O F E S S I O N A L
1949-50	6562	2606	3514	385	5	51
1950-51	7230	2712	3771	555	1	191
1951-52	7921	2763	3929	902	132	195
1952-53	7564	2431	3835	931	120	247
1953-54	7866	2816	3695	964	147	244
1954-55	8045	3337	3218	1093	139	258
1955-56	8430	3520	3518	1003	122	267
1956-57	8968	3762	3793	1046	114	253
1957-58	9543	3854	4224	1094	104	267
1958-59	10128	4281	4403	1105	87	252
1959-60	10965	4780	4602	1230	98	255
1960-61	11960	5322	4959	1305	120	254
1961-62	13530	6386	5274	1482	124	264
1962-63	16437	7383	6710	1775	143	426
1963-64	18431	7914	7721	2131	203	462
1964-65	21128	9415	8743	2273	234	463
1965-66	24780	11982	9492	2561	252	493
1966-67	28693	14763	10282	2793	316	539
1967-68	33115	16489	12462	3232	343	589
1968-69	39638	19918	14796	3828	487	609
1969-70	44251	22621	16186	4300	542	602
1970-71	51664	26690	18279	5428	602	665
1971-72	60002	30545	21836	6233	671	717
1972-73	66521	33644	24015	7247	796	819
1973-74	70860	36597	25173	7576	745	769
1974-75	72326	38573	24393	7809	744	807
1975-76	65490	30397	25585	7733	821	954
1976-77	67790	31498	26884	7703	764	941
1977-78	64853	30578	25951	6510	819	995
1978-79	63698	30136	25448	6316	831	967
1979-80	62423	30175	24493	5917	805	1033
1980-81	62803	30919	24385	5677	757	1065
1981-82	64293	31200	25325	5836	824	1108
1982-83	65003	31474	25858	5757	809	1105
1983-84	65190	31892	25798	5577	835	1108
1984-85	64725	30660	26674	5493	790	1108
1985-86	63555	30214	25946	5486	806	1103
1986-87	61572	28614	25444	5595	776	1143
1987-88	62237	28488	25544	6185	906	1114
1988-89	63508	28315	26498	6704	859	1132
1989-90	65690	29949	26761	7027	897	1056
1990-91	69855	31868	28386	7515	947	1139
1991-92	72780	32908	29728	8098	953	1093
1992-93	74121	32605	30810	8535	1071	1100

ALL FOOTNOTES WILL APPEAR AT THE END OF THE REPORT (SEE PAGE 183)



DEGREES GRANTED, 1949-50 THROUGH 1992-93
STATE UNIVERSITY OF NEW YORK EXCLUDING COMMUNITY COLLEGES UNDER
THE SPONSORSHIP OF THE NEW YORK CITY BOARD OF EDUCATION

Y E A R	T O T A L	A S S O C I A T E	B A C H E L O R S	M A S T E R S	D O C T O R A L	F I R S T P R O F E S S I O N A L
1949-50	5740	1784	3514	385	6	51
1950-51	6519	2001	3771	555	1	191
1951-52	6545	1633	3683	902	132	195
1952-53	6697	1754	3645	931	120	247
1953-54	7075	2025	3695	964	147	244
1954-55	7128	2420	3193	1093	139	258
1955-56	7618	2708	3518	1003	122	267
1956-57	8094	2888	3793	1046	114	253
1957-58	8546	2857	4224	1094	104	267
1958-59	9096	3249	4403	1105	87	252
1959-60	9918	3733	4602	1230	98	255
1960-61	10633	3995	4959	1305	120	254
1961-62	12024	4880	5274	1482	124	264
1962-63	14748	5694	6710	1775	143	426
1963-64	16761	6244	7721	2131	203	462
1964-65	19282	7569	8743	2273	234	463
1965-66	22217	9419	9492	2561	252	493
1966-67	25442	11512	10282	2793	316	539
1967-68	29338	12712	12462	3232	343	589
1968-69	35179	15459	14796	3828	487	609
1969-70	38962	17332	16186	4300	542	602
1970-71	45558	20584	18279	5428	602	665
1971-72	52965	23508	21836	6233	671	717
1972-73	58186	25309	24015	7247	796	819
1973-74	61574	27311	25173	7576	745	769
1974-75	62673	28920	24393	7809	744	807
1975-76	65490	30397	25585	7733	821	954
1976-77	67790	31498	26884	7703	764	941
1977-78	64853	30578	25951	6510	819	995
1978-79	63698	30136	25448	6316	831	967
1979-80	62423	30175	24493	5917	805	1033
1980-81	62803	30919	24385	5677	757	1065
1981-82	64293	31200	25325	5836	824	1108
1982-83	65003	31474	25858	5757	809	1105
1983-84	65190	31892	25798	5557	835	1108
1984-85	64725	30660	26674	5493	790	1108
1985-86	63555	30214	25946	5486	806	1103
1986-87	61572	28614	25444	5595	776	1143
1987-88	62237	28488	25544	6185	906	1114
1988-89	63508	28315	26498	6704	859	1132
1989-90	65690	29949	26761	7027	897	1056
1990-91	69855	31868	28386	7515	947	1139
1991-92	72780	32908	29728	8098	953	1093
1992-93	74121	32605	30810	8535	1071	1100

DEGREES GRANTED, 1949-50 THROUGH 1992-93

STATE OPERATED/FUNDED

YEAR	TOTAL	ASSOCIATE	BACHELORS	MASTERS	DOCTORAL	FIRST PROFESSIONAL
1949-50	4979	1023	3514	385	6	51
1950-51	5709	1191	3771	555	1	191
1951-52	5845	933	3683	902	132	195
1952-53	5867	924	3645	931	120	247
1953-54	6060	1010	3695	964	147	244
1954-55	5955	1247	3218	1093	139	258
1955-56	6252	1342	3518	1003	122	267
1956-57	6594	1398	3793	1046	114	253
1957-58	7026	1337	4224	1094	104	267
1958-59	7410	1563	4403	1100	87	252
1959-60	7849	1664	4602	1230	98	255
1960-61	8341	1703	4959	1305	120	254
1961-62	8978	1834	5274	1482	124	264
1962-63	11080	2026	6710	1775	143	426
1963-64	12568	2051	7721	2131	203	452
1964-65	14085	2372	8743	2273	234	463
1965-66	15542	2744	9492	2561	252	493
1966-67	17300	3370	10282	2793	316	539
1967-68	20057	3431	12462	3232	343	589
1968-69	23714	3994	14796	3828	487	609
1969-70	25762	4132	16186	4300	542	602
1970-71	29646	4672	18279	5428	602	665
1971-72	34648	5191	21836	6233	671	717
1972-73	38596	5719	24015	7247	796	819
1973-74	40854	6591	25173	7576	745	769
1974-75	41030	7277	24393	7809	744	807
1975-76	42387	7294	25585	7733	821	954
1976-77	43846	7554	26884	7703	764	941
1977-78	41923	7698	25901	6510	819	995
1978-79	40953	7460	25379	6316	831	967
1979-80	39308	7168	24385	5917	805	1033
1980-81	38886	7129	24258	5677	757	1065
1981-82	39784	6863	25153	5836	824	1108
1982-83	40382	7046	25665	5757	809	1105
1983-84	39964	6932	25532	5557	835	1108
1984-85	40083	6486	26206	5493	790	1108
1985-86	39029	5953	25681	5486	806	1103
1986-87	38245	5655	25086	5585	776	1143
1987-88	38984	5702	25077	6185	906	1114
1988-89	40410	5621	26104	6694	859	1132
1989-90	41115	5796	26351	7015	897	1056
1990-91	43523	5969	27961	7507	947	1139
1991-92	45272	5783	29351	8092	953	1093
1992-93	46631	5584	30370	8506	1071	1100

ALL FOOTNOTES WILL APPEAR AT THE END OF THE REPORT (SEE PAGE 183)

DEGREES GRANTED, 1949-50 THROUGH 1992-93
UNIV. CENTERS (EXCL. HSC)

Y E A R	T O T A L	A S S O C I A T E	B A C H E L O R S	M A S T E R S	D O C T O R A L	F I R S T P R O F E S S I O N A L
1949-50	530	-	281	249	-	-
1950-51	725	-	418	307	-	-
1951-52	733	-	415	318	-	-
1952-53	624	-	369	255	-	-
1953-54	628	-	424	204	-	-
1954-55	571	-	344	227	-	-
1955-56	555	-	368	187	-	-
1956-57	627	-	437	190	-	-
1957-58	712	-	495	217	-	-
1958-59	770	-	542	228	-	-
1959-60	775	-	530	245	-	-
1960-61	875	-	607	268	-	-
1961-62	1001	-	721	280	-	-
1962-63	2292	115	1573	524	38	42
1963-64	2960	143	1965	742	50	60
1964-65	3580	125	2513	804	72	66
1965-66	4268	113	2930	1055	108	62
1966-67	4595	115	3133	1170	103	74
1967-68	5901	79	4114	1487	137	84
1968-69	7127	69	4917	1797	233	111
1969-70	7993	65	5466	2044	309	109
1970-71	10117	67	6715	2876	336	123
1971-72	11919	57	7968	3331	397	166
1972-73	13009	37	8450	3841	497	184
1973-74	12813	44	8246	3857	487	179
1974-75	12370	41	7771	3883	508	167
1975-76	13217	49	8295	4070	539	264
1976-77	13876	38	8858	4201	529	250
1977-78	12380	24	8039	3520	529	268
1978-79	12522	22	8253	3481	546	220
1979-80	12161	18	8048	3278	566	251
1980-81	11774	31	7893	3105	496	249
1981-82	12437	38	8366	3222	559	272
1982-83	12420	48	8325	3233	519	295
1983-84	12433	68	8418	3119	580	248
1984-85	12840	75	8829	3166	521	249
1985-86	12595	73	8629	3085	564	244
1986-87	12674	71	8637	3136	538	292
1987-88	13557	77	9061	3530	636	253
1988-89	13928	275	9150	3665	577	261
1989-90	14124	318	9228	3755	591	232
1990-91	14547	207	9566	3879	636	259
1991-92	15028	116	9845	4162	669	236
1992-93	15102	49	9715	4295	771	272

DEGREES GRANTED, 1949-50 THROUGH 1992-93

UNIV. CENTERS (INCL. HSC)

YEAR	TOTAL	ASSOCIATE	BACHELORS	MASTERS	DOCTORAL	FIRST PROFESSIONAL
1949-50	530	-	281	249	-	-
1950-51	725	-	418	307	-	-
1951-52	733	-	415	318	-	-
1952-53	624	-	255	204	-	-
1953-54	628	-	424	227	-	-
1954-55	571	-	344	187	-	-
1955-56	555	-	368	190	-	-
1956-57	627	-	437	217	-	-
1957-58	712	-	495	228	-	-
1958-59	770	-	542	245	-	-
1959-60	775	-	530	268	-	-
1960-61	875	-	607	280	-	-
1961-62	1001	-	721	334	39	165
1962-63	2547	115	1694	750	52	191
1963-64	3201	143	2065	809	76	183
1964-65	3874	125	2681	1072	111	212
1965-66	4618	113	3312	1524	128	232
1966-67	4984	115	4315	1827	166	240
1967-68	6324	79	5134	2091	267	274
1968-69	7571	69	5718	2340	341	264
1969-70	8479	-	6952	3391	374	303
1970-71	10636	-	8334	3991	433	365
1971-72	12580	57	8854	4063	565	376
1972-73	13863	37	8868	4062	534	391
1973-74	13900	44	8365	4243	537	400
1974-75	13405	41	8937	4515	598	540
1975-76	14367	49	9526	3779	584	505
1976-77	15168	38	8670	3773	574	563
1977-78	13610	24	8871	3564	608	526
1978-79	13800	22	8634	3363	622	560
1979-80	13398	18	8502	3507	560	570
1980-81	13026	31	9036	3483	627	594
1981-82	13802	38	8915	3414	580	594
1982-83	13620	48	9024	3435	636	577
1983-84	13719	68	9472	3336	580	603
1984-85	14165	75	9196	3372	617	601
1985-86	13823	73	9269	3831	593	631
1986-87	13936	71	9681	3922	696	617
1987-88	14902	77	9696	4016	650	622
1988-89	15165	275	9788	4251	651	575
1989-90	15348	318	10177	4501	698	618
1990-91	15951	207	10435	4701	738	585
1991-92	16375	116	10357		843	620
1992-93	16570	49				

ALL FOOTNOTES WILL APPEAR AT THE END OF THE REPORT (SEE PAGE 183)



DEGREES GRANTED, 1949-50 THROUGH 1992-93
STATE UNIVERSITY OF NEW YORK AT ALBANY

Y E A R	T O T A L	B A C H E L O R S	M A S T E R S	D O C T O R A L
1949-50	530	281	249	-
1950-51	605	298	307	-
1951-52	622	304	318	-
1952-53	537	282	255	-
1953-54	521	317	204	-
1954-55	484	257	227	-
1955-56	487	300	187	-
1956-57	550	360	190	-
1957-58	604	387	217	-
1958-59	653	425	228	-
1959-60	674	429	245	-
1960-61	715	447	268	-
1961-62	779	499	280	-
1962-63	831	536	293	2
1963-64	936	585	350	1
1964-65	1061	707	350	4
1965-66	1228	726	492	10
1966-67	1240	785	448	7
1967-68	1607	1034	561	12
1968-69	1957	1230	707	20
1969-70	2182	1366	768	48
1970-71	2883	1723	1108	52
1971-72	3407	1994	1326	87
1972-73	3826	2285	1443	98
1973-74	3406	2006	1300	100
1974-75	3589	2093	1386	110
1975-76	3555	2154	1289	112
1976-77	3933	2538	1289	106
1977-78	3396	2130	1151	115
1978-79	3564	2309	1166	89
1979-80	3183	2000	1068	115
1980-81	3232	2161	978	93
1981-82	3559	2478	970	111
1982-83	3441	2345	979	117
1983-84	3375	2334	913	128
1984-85	3449	2317	1016	116
1985-86	3441	2362	931	148
1986-87	3176	2165	901	110
1987-88	3497	2361	1004	132
1988-89	3681	2483	1076	122
1989-90	3701	2482	1089	130
1990-91	3903	2534	1251	118
1991-92	4033	2709	1185	139
1992-93	4183	2667	1364	152



DEGREES GRANTED, 1949-50 THROUGH 1992-93
STATE UNIVERSITY OF NEW YORK AT BINGHAMTON

YEAR	TOTAL	BACHELORS	MASTERS	DOCTORAL
1949-50	-	-	-	-
1950-51+	120	120	-	-
1951-52	111	111	-	-
1952-53	87	87	-	-
1953-54	107	107	-	-
1954-55	87	87	-	-
1955-56	68	68	-	-
1956-57	77	77	-	-
1957-58	108	108	-	-
1958-59	117	117	-	-
1959-60	101	101	-	-
1960-61	135	135	-	-
1961-62	154	154	-	-
1962-63	207	207	-	-
1963-64	274	271	3	-
1964-65	368	355	13	-
1965-66	436	399	37	-
1966-67	431	384	47	-
1967-68	605	53C	75	-
1968-69	617	500	115	2
1969-70	782	596	179	7
1970-71	1020	766	237	17
1971-72	1321	992	313	16
1972-73	1532	1186	324	22
1973-74	1600	1193	367	40
1974-75	1688	1231	408	49
1975-76	1876	1399	421	56
1976-77	2013	1532	414	67
1977-78	1939	1469	405	65
1978-79	1965	1458	437	70
1979-80	1969	1501	404	64
1980-81	2185	1641	470	72
1981-82	2224	1682	482	60
1982-83	2484	1901	536	47
1983-84	2467	1844	549	74
1984-85	2564	1948	552	64
1985-86	2656	2011	579	66
1986-87	2673	2065	545	63
1987-88	2608	1987	553	68
1988-89	2768	2144	560	64
1989-90	2864	2196	596	72
1990-91	2937	2274	596	67
1991-92	2985	2249	653	83
1992-93	2894	2167	639	88

+ - FIRST DEGREES GRANTED THIS YEAR
ALL FOOTNOTES WILL APPEAR AT THE END OF THE REPORT (SEE PAGE 183)

DEGREES GRANTED, 1949-50 THROUGH 1992-93
SUNY AT BUFFALO (EXCLUDING HEALTH SCIENCES)

Y E A R	T O T A L	A S S O C I A T E	B A C H E L O R S	M A S T E R S	D O C T O R A L	F I R S T P R O F E S S I O N A L
1949-50	-	-	-	-	-	-
1950-51	-	-	-	-	-	-
1951-52	-	-	-	-	-	-
1952-53	-	-	-	-	-	-
1953-54	-	-	-	-	-	-
1954-55	-	-	-	-	-	-
1955-56	-	-	-	-	-	-
1956-57	-	-	-	-	-	-
1957-58	-	-	-	-	-	-
1958-59	-	-	-	-	-	-
1959-60	-	-	-	-	-	-
1960-61	-	-	-	-	-	-
1961-62	-	-	-	-	-	-
1962-63+	1166	115	742	231	36	42
1963-64	1638	143	1002	384	49	60
1964-65	2022	125	1307	426	68	66
1965-66	2380	113	1599	509	97	62
1966-67	2521	115	1628	615	89	74
1967-68	2956	79	1916	772	105	84
1968-69	3428	69	2199	865	184	111
1969-70	3652	65	2359	903	216	109
1970-71	4153	67	2689	1063	211	123
1971-72	4611	57	3013	1158	217	166
1972-73	4487	37	2925	1067	274	184
1973-74	4443	44	2896	1087	237	179
1974-75	4153	41	2746	961	238	167
1975-76	4591	49	2807	1218	253	264
1976-77	4670	38	2944	1225	213	250
1977-78	4299	24	2730	1050	227	268
1978-79	4230	22	2677	1073	238	220
1979-80	4078	18	2557	1018	234	251
1980-81	3599	31	2207	904	208	249
1981-82	3972	38	2348	1076	238	272
1982-83	4055	48	2401	1098	213	295
1983-84	4126	68	2590	1011	209	248
1984-85	4221	75	2667	1036	194	249
1985-86	4139	73	2599	1017	206	244
1986-87	4115	71	2454	1089	209	292
1987-88	4318	77	2519	1229	240	253
1988-89	4713	275	2625	1336	216	261
1989-90	4653	318	2640	1258	205	232
1990-91	4698	207	2817	1189	226	259
1991-92	5041	116	3006	1444	239	236
1992-93	4786	49	2835	1362	268	272

DEGREES GRANTED, 1949-50 THROUGH 1992-93

BUFFALO (INCL. HSC)

YEAR	TOTAL	ASSOCIATE	BACHELORS	MASTERS	DOCTORAL	FIRST PROFESSIONAL
1949-50	-	-	-	-	-	-
1950-51	-	-	-	-	-	-
1951-52	-	-	-	-	-	-
1952-53	-	-	-	-	-	-
1953-54	-	-	-	-	-	-
1954-55	-	-	-	-	-	-
1955-56	-	-	-	-	-	-
1956-57	-	-	-	-	-	-
1957-58	-	-	-	-	-	-
1958-59	-	-	-	-	-	-
1959-60	-	-	-	-	-	-
1960-61	-	-	-	-	-	-
1961-62	-	-	-	-	-	-
1962-63+	1421	115	863	241	37	165
1963-64	1879	143	1102	392	51	191
1964-65	2316	125	1509	431	72	183
1965-66	2730	113	1779	526	100	212
1966-67	2910	115	1807	642	114	232
1967-68	3379	79	2117	809	134	240
1968-69	3872	69	2416	895	218	274
1969-70	4138	65	2611	950	248	264
1970-71	4663	67	2917	1127	249	303
1971-72	5145	57	3252	1218	253	365
1972-73	5080	37	3158	1167	342	376
1973-74	5226	44	3271	1236	284	391
1974-75	4883	41	3143	1057	267	375
1975-76	5420	49	3221	1336	310	504
1976-77	5538	38	3388	1365	262	485
1977-78	5116	24	3140	1187	270	495
1978-79	5044	22	3065	1207	278	452
1979-80	4876	18	2938	1154	286	480
1980-81	4403	31	2601	1019	262	490
1981-82	4787	38	2757	1190	297	505
1982-83	4815	48	2791	1194	267	515
1983-84	4963	68	2988	1173	258	476
1984-85	5094	75	3110	1181	237	491
1985-86	4927	73	2976	1154	253	471
1986-87	4874	71	2868	1170	247	518
1987-88	5065	77	2889	1331	289	479
1988-89	5489	275	2993	1452	274	495
1989-90	5388	318	2996	1373	249	452
1990-91	5444	207	3205	1277	265	490
1991-92	5870	116	3403	1598	291	462
1992-93	5611	49	3225	1524	320	493

+ - FIRST DEGREES GRANTED THIS YEAR
ALL FOOTNOTES WILL APPEAR AT THE END OF THE REPORT (SEE PAGE 183)



DEGREES GRANTED, 1949-50 THROUGH 1992-93
SUNY AT STONY BROOK (EXCLUDING HEALTH SCIENCES)

Y E A R	T O T A L	B A C H E L O R S	M A S T E R S	D O C T O R A L
1949-50	-	-	-	-
1950-51	-	-	-	-
1951-52	-	-	-	-
1952-53	-	-	-	-
1953-54	-	-	-	-
1954-55	-	-	-	-
1955-56	-	-	-	-
1956-57	-	-	-	-
1957-58	-	-	-	-
1958-59	-	-	-	-
1959-60	-	-	-	-
1960-61+	25	25	-	-
1961-62	68	68	-	-
1962-63	88	88	-	-
1963-64	112	107	5	-
1964-65	129	114	15	-
1965-66	224	206	17	1
1966-67	403	336	60	7
1967-68	733	634	79	20
1968-69	1125	988	110	27
1969-70	1377	1145	194	38
1970-71	2061	1537	468	56
1971-72	2580	1969	534	77
1972-73	3164	2054	1007	103
1973-74	3364	2151	1103	110
1974-75	2940	1701	1128	111
1975-76	3195	1935	1142	118
1976-77	3260	1844	1273	143
1977-78	2746	1710	914	122
1978-79	2763	1809	805	149
1979-80	2931	1990	788	153
1980-81	2760	1884	753	123
1981-82	2702	1858	694	150
1982-83	2440	1678	620	142
1983-84	2465	1650	646	169
1984-85	2606	1897	562	147
1985-86	2359	1657	558	144
1986-87	2710	1953	601	156
1987-88	3134	2194	744	196
1988-89	2766	1898	693	175
1989-90	2906	1910	812	184
1990-91	3009	1941	843	225
1991-92	2969	1881	880	208
1992-93	3239	2046	930	263

DEGREES GRANTED, 1949-50 THROUGH 1992-93
STONY BROOK (INCL. HSC)

Y E A R	T O T A L	B A C H E L O R S	M A S T E R S	D O C T O R A L	F I R S T P R O F E S S I O N A L
1949-50	-	-	-	-	-
1950-51	-	-	-	-	-
1951-52	-	-	-	-	-
1952-53	-	-	-	-	-
1953-54	-	-	-	-	-
1954-55	-	-	-	-	-
1955-56	-	-	-	-	-
1956-57	-	-	-	-	-
1957-58	-	-	-	-	-
1958-59	-	-	-	-	-
1959-60	-	-	-	-	-
1960-61+	25	25	-	-	-
1961-62	68	68	-	-	-
1962-63	88	88	-	-	-
1963-64	112	107	5	-	-
1964-65	129	114	15	-	-
1965-66	224	206	17	1	-
1966-67	403	336	60	7	-
1967-68	733	634	79	20	-
1968-69	1125	988	110	27	-
1969-70	1377	1145	194	38	-
1970-71	2070	1546	468	56	-
1971-72	2707	2096	534	77	-
1972-73	3425	2265	1057	103	-
1973-74	3668	2398	1160	110	-
1974-75	3245	1890	1211	111	25
1975-76	3516	2163	1197	120	36
1976-77	3684	2068	1447	149	20
1977-78	3159	1931	1036	124	68
1978-79	3227	2039	963	151	74
1979-80	3370	2195	938	157	80
1980-81	3208	2099	896	133	80
1981-82	3232	2119	865	159	89
1982-83	2880	1878	774	149	79
1983-84	2914	1858	779	176	101
1984-85	3058	2097	686	163	112
1985-86	2799	1847	672	150	130
1986-87	3213	2171	756	173	113
1987-88	3732	2444	943	207	138
1988-89	3227	2076	834	190	127
1989-90	3395	2114	958	200	123
1990-91	3667	2164	1127	248	128
1991-92	3487	2074	1065	225	123
1992-93	3882	2298	1174	283	127

+ - FIRST DEGREES GRANTED THIS YEAR
ALL FOOTNOTES WILL APPEAR AT THE END OF THE REPORT (SEE PAGE 183)

DEGREES GRANTED, 1949-50 THROUGH 1992-93

UNIVERSITY COLLEGES

Y E A R	T O T A L	A S S O C I A T E	B A C H E L O R S	M A S T E R S
1949-50	2171	-	2137	34
1950-51	2699	-	2493	206
1951-52	2751	-	2413	338
1952-53	2895	-	2457	438
1953-54	3010	-	2456	554
1954-55	2731	-	2083	648
1955-56	2971	-	2385	586
1956-57	3181	-	2562	619
1957-58	3602	-	2975	627
1958-59	3767	-	3082	685
1959-60	4079	-	3304	775
1960-61	4356	-	3548	808
1961-62	4727	-	3769	958
1962-63	5155	-	4180	975
1963-64	5732	-	4677	1055
1964-65	6254	-	5088	1166
1965-66	6594	-	5422	1172
1966-67	7108	-	5835	1273
1967-68	8395	-	6986	1409
1968-69	10023	-	8332	1691
1969-70	11087	-	9143	1944
1970-71	12021	-	9839	2182
1971-72	14384	-	11867	2517
1972-73	16115	8	13223	2884
1973-74	17406	28	14242	3136
1974-75	17219	30	13822	3367
1975-76	17283	31	14113	3139
1976-77	17473	61	14620	2792
1977-78	16699	93	14292	2314
1978-79	15929	86	13682	2161
1979-80	14896	112	12882	1902
1980-81	14775	117	12786	1872
1981-82	15002	143	13056	1803
1982-83	15825	300	13722	1803
1983-84	15321	367	13259	1695
1984-85	15587	317	13646	1624
1985-86	15660	405	13548	1707
1986-87	15089	367	12974	1748
1987-88	14824	363	12546	1915
1988-89	16070	349	13387	2334
1989-90	16542	354	13656	2532
1990-91	17919	400	14771	2748
1991-92	19403	509	15881	3013
1992-93	20537	531	16780	3226

DEGREES GRANTED, 1949-50 THROUGH 1992-93
STATE UNIVERSITY COLLEGE AT BROCKPORT

Y E A R	T O T A L	B A C H E L O R S	M A S T E R S
1949-50	245	243	2
1950-51	266	248	18
1951-52	281	244	37
1952-53	304	258	46
1953-54	277	209	68
1954-55	244	194	50
1955-56	269	207	62
1956-57	282	220	62
1957-58	348	285	63
1958-59	289	233	56
1959-60	262	201	61
1960-61	357	296	61
1961-62	403	346	57
1962-63	447	349	98
1963-64	448	370	78
1964-65	547	487	60
1965-66	546	469	77
1966-67	602	503	99
1967-68	795	681	114
1968-69	1054	924	130
1969-70	1305	1024	281
1970-71	1233	1126	107
1971-72	1508	1369	139
1972-73	2045	1826	219
1973-74	2391	2109	282
1974-75	2174	1865	309
1975-76	2110	1796	314
1976-77	2064	1738	326
1977-78	2085	1848	237
1978-79	2024	1742	282
1979-80	1672	1437	235
1980-81	1603	1393	210
1981-82	1514	1265	249
1982-83	1531	1293	238
1983-84	1423	1173	250
1984-85	1338	1136	202
1985-86	1368	1148	220
1986-87	1301	1075	226
1987-88	1303	1019	284
1988-89	1444	1124	320
1989-90	1716	1340	376
1990-91	1878	1498	380
1991-92	1943	1582	361
1992-93	2075	1612	463

94/1470-13 ALL FOOTNOTES WILL APPEAR AT THE END OF THE REPORT (SEE PAGE 183)



DEGREES GRANTED, 1949-50 THROUGH 1992-93
STATE UNIVERSITY COLLEGE AT BUFFALO

Y E A R	T O T A L	B A C H E L O R S	M A S T E R S
1949-50	431	419	12
1950-51	503	430	73
1951-52	566	464	102
1952-53	493	395	98
1953-54	573	456	117
1954-55	545	420	125
1955-56	611	483	128
1956-57	567	450	117
1957-58	637	555	82
1958-59	725	579	146
1959-60	802	607	195
1960-61	768	589	179
1961-62	877	636	241
1962-63	980	732	248
1963-64	994	745	249
1964-65	996	738	258
1965-66	1081	805	276
1966-67	1259	959	300
1967-68	1571	1186	385
1968-69	1836	1365	471
1969-70	1909	1486	423
1970-71	1989	1363	626
1971-72	2565	1718	847
1972-73	2654	1781	873
1973-74	3060	2114	946
1974-75	2888	1896	992
1975-76	2891	2086	805
1976-77	2772	2054	718
1977-78	2504	1959	545
1978-79	2513	1988	525
1979-80	2159	1682	477
1980-81	2249	1815	434
1981-82	2417	1966	451
1982-83	2626	2191	435
1983-84	2414	2017	397
1984-85	2573	2212	361
1985-86	2363	1983	380
1986-87	2432	2062	370
1987-88	1981	1699	282
1988-89	2251	1834	417
1989-90	2137	1703	434
1990-91	2225	1776	449
1991-92	2318	1851	467
1992-93	2639	2110	529

DEGREES GRANTED, 1949-50 THROUGH 1992-93
STATE UNIVERSITY COLLEGE AT CORTLAND

Y E A R	T O T A L	B A C H E L O R S	M A S T E R S
1949-50	203	196	7
1950-51	341	327	14
1951-52	316	276	40
1952-53	387	340	47
1953-54	395	327	68
1954-55	336	270	66
1955-56	436	380	56
1956-57	544	468	76
1957-58	528	436	92
1958-59	585	482	103
1959-60	613	525	88
1960-61	625	519	106
1961-62	641	518	123
1962-63	682	563	119
1963-64	735	603	132
1964-65	719	585	134
1965-66	775	614	161
1966-67	840	713	127
1967-68	801	677	124
1968-69	981	851	130
1969-70	1090	922	168
1970-71	1129	936	193
1971-72	1339	1024	315
1972-73	1440	1078	362
1973-74	1498	1134	364
1974-75	1548	1091	457
1975-76	1555	1173	382
1976-77	1530	1218	312
1977-78	1264	1025	239
1978-79	1302	1089	213
1979-80	1118	972	146
1980-81	1150	1040	110
1981-82	1121	995	126
1982-83	1189	1051	138
1983-84	1103	1006	97
1984-85	1168	1086	82
1985-86	1256	1161	95
1986-87	1113	987	126
1987-88	1263	1053	210
1988-89	1471	1143	288
1989-90	1438	1145	293
1990-91	1504	1145	359
1991-92	1668	1287	381
1992-93	1705	1316	389

DEGREES GRANTED, 1949-50 THROUGH 1992-93
STATE UNIVERSITY COLLEGE EMPIRE STATE

Y E A R	T O T A L	A S S O C I A T E	B A C H E L O R S	M A S T E R S
1949-50	-	-	-	-
1950-51	-	-	-	-
1951-52	-	-	-	-
1952-53	-	-	-	-
1953-54	-	-	-	-
1954-55	-	-	-	-
1955-56	-	-	-	-
1956-57	-	-	-	-
1957-58	-	-	-	-
1958-59	-	-	-	-
1959-60	-	-	-	-
1960-61	-	-	-	-
1961-62	-	-	-	-
1962-63	-	-	-	-
1963-64	-	-	-	-
1964-65	-	-	-	-
1965-66	-	-	-	-
1966-67	-	-	-	-
1967-68	-	-	-	-
1968-69	-	-	-	-
1969-70	-	-	-	-
1970-71	-	-	-	-
1971-72	-	-	-	-
1972-73+	95	8	87	-
1973-74	444	28	416	-
1974-75	783	30	753	-
1975-76	956	31	925	-
1976-77	1035	61	974	-
1977-78	1080	93	987	-
1978-79	948	86	862	-
1979-80	1007	112	895	-
1980-81	803	117	686	-
1981-82	809	143	666	-
1982-83	1080	300	780	-
1983-84	1107	367	740	-
1984-85	1061	317	743	1
1985-86	1205	405	800	-
1986-87	1192	367	820	5
1987-88	1152	363	783	6
1988-89	1278	349	919	10
1989-90	1314	354	941	19
1990-91	1590	400	1166	24
1991-92	1750	509	1215	26
1992-93	1800	531	1226	43

+ - FIRST DEGREES GRANTED THIS YEAR
ALL FOOTNOTES WILL APPEAR AT THE END OF THE REPORT (SEE PAGE 183)

DEGREES GRANTED, 1949-50 THROUGH 1992-93
STATE UNIVERSITY COLLEGE AT FREDONIA

Y E A R	T O T A L	B A C H E L O R S	M A S T E R S
1949-50	169	169	-
1950-51	161	149	12
1951-52	186	172	14
1952-53	197	183	14
1953-54	180	165	15
1954-55	164	139	25
1955-56	182	150	32
1956-57	185	154	31
1957-58	210	179	31
1958-59	174	155	19
1959-60	204	183	21
1960-61	230	205	25
1961-62	236	207	29
1962-63	268	235	33
1963-64	326	290	36
1964-65	348	293	55
1965-66	425	376	49
1966-67	414	370	44
1967-68	532	479	53
1968-69	619	550	69
1969-70	659	562	97
1970-71	887	759	128
1971-72	888	747	141
1972-73	965	820	145
1973-74	1045	891	154
1974-75	1026	851	175
1975-76	1071	891	180
1976-77	930	777	153
1977-78	911	771	140
1978-79	904	772	132
1979-80	1015	898	117
1980-81	930	827	103
1981-82	960	869	91
1982-83	1035	922	113
1983-84	941	853	88
1984-85	1022	943	79
1985-86	1124	1026	98
1986-87	993	924	69
1987-88	1019	932	87
1988-89	1027	925	102
1989-90	986	863	123
1990-91	1117	991	126
1991-92	1145	1034	111
1992-93	1265	1107	158

94/1470-17 ALL FOOTNOTES WILL APPEAR AT THE END OF THE REPORT (SEE PAGE 183)

DEGREES GRANTED, 1949-50 THROUGH 1992-93
STATE UNIVERSITY COLLEGE AT GENESEO

Y E A R	T O T A L	B A C H E L O R S	M A S T E R S
1949-50	177	177	-
1950-51	198	194	4
1951-52	187	177	10
1952-53	187	163	24
1953-54	201	171	30
1954-55	190	145	45
1955-56	197	160	37
1956-57	185	146	39
1957-58	212	187	25
1958-59	257	218	39
1959-60	277	221	56
1960-61	456	397	59
1961-62	350	273	77
1962-63	388	298	90
1963-64	476	387	89
1964-65	560	429	131
1965-66	486	367	119
1966-67	555	391	164
1967-68	620	498	122
1968-69	850	699	151
1969-70	1017	821	196
1970-71	1001	759	242
1971-72	1088	891	197
1972-73	1282	1053	229
1973-74	1355	1127	228
1974-75	1543	1312	231
1975-76	1412	1155	257
1976-77	1338	1107	231
1977-78	1206	978	228
1978-79	1116	903	213
1979-80	1234	1028	206
1980-81	1077	862	215
1981-82	1161	950	211
1982-83	1178	1028	150
1983-84	1073	947	126
1984-85	1076	971	105
1985-86	1091	993	98
1986-87	1115	994	121
1987-88	1201	1100	101
1988-89	1194	1083	111
1989-90	1189	1054	135
1990-91	1280	1153	127
1991-92	1450	1284	166
1992-93	1435	1280	155

ALL FOOTNOTES WILL APPEAR AT THE END OF THE REPORT (SEE PAGE 183)

DEGREES GRANTED, 1949-50 THROUGH 1992-93
STATE UNIVERSITY COLLEGE AT NEW PALTZ

Y E A R	T O T A L	B A C H E L O R S	M A S T E R S
1949-50	172	172	-
1950-51	211	202	9
1951-52	243	214	29
1952-53	257	203	54
1953-54	299	238	61
1954-55	314	204	110
1955-56	303	219	84
1956-57	272	197	75
1957-58	367	258	109
1958-59	403	289	114
1959-60	432	291	141
1960-61	393	282	111
1961-62	460	325	135
1962-63	495	376	119
1963-64	665	489	176
1964-65	703	532	171
1965-66	855	695	160
1966-67	827	654	173
1967-68	1006	820	186
1968-69	1180	949	231
1969-70	1080	848	232
1970-71	1208	931	277
1971-72	1470	1217	253
1972-73	1683	1255	428
1973-74	1713	1179	534
1974-75	1524	948	576
1975-76	1704	1145	559
1976-77	1478	960	518
1977-78	1268	834	434
1978-79	1225	885	340
1979-80	1139	821	318
1980-81	1155	818	337
1981-82	1017	764	253
1982-83	1162	897	265
1983-84	1233	990	243
1984-85	1385	1069	316
1985-86	1342	1017	325
1986-87	1252	998	254
1987-88	1264	953	311
1988-89	1484	1113	371
1989-90	1556	1182	374
1990-91	1614	1213	401
1991-92	1222	1336	486
1992-93	1929	1460	469

94/1470-19 ALL FOOTNOTES WILL APPEAR AT THE END OF THE REPORT (SEE PAGE 183)

DEGREES GRANTED, 1949-50 THROUGH 1992-93
STATE UNIVERSITY COLLEGE AT OLD WESTBURY

Y E A R	B A C H E L O R S
1949-50	-
1950-51	-
1951-52	-
1952-53	-
1953-54	-
1954-55	-
1955-56	-
1956-57	-
1957-58	-
1958-59	-
1959-60	-
1960-61	-
1961-62	-
1962-63	-
1963-64	-
1964-65	-
1965-66	-
1966-67	-
1967-68	-
1968-69	-
1969-70+	18
1970-71	35
1971-72	76
1972-73	85
1973-74	147
1974-75	164
1975-76	139
1976-77	345
1977-78	280
1978-79	320
1979-80	350
1980-81	285
1981-82	363
1982-83	396
1983-84	548
1984-85	565
1985-86	443
1986-87	487
1987-88	568
1988-89	667
1989-90	706
1990-91	720
1991-92	770
1992-93	936

DEGREES GRANTED, 1949-50 THROUGH 1992-93
STATE UNIVERSITY COLLEGE AT ONEONTA

Y E A R	T O T A L	B A C H E L O R S	M A S T E R S
1949-50	136	136	-
1950-51	161	147	14
1951-52	169	146	23
1952-53	241	180	61
1953-54	246	173	73
1954-55	225	147	78
1955-56	249	175	74
1956-57	305	218	87
1957-58	298	203	95
1958-59	350	244	106
1959-60	372	275	97
1960-61	439	303	136
1961-62	519	391	128
1962-63	504	385	119
1963-64	539	418	121
1964-65	584	437	147
1965-66	679	532	147
1966-67	807	659	148
1967-68	849	694	155
1968-69	922	793	129
1969-70	1283	1130	153
1970-71	1408	1247	161
1971-72	1435	1275	160
1972-73	1474	1315	159
1973-74	1344	1204	140
1974-75	1459	1304	155
1975-76	1486	1339	147
1976-77	1353	1240	113
1977-78	1490	1372	118
1978-79	1388	1283	105
1979-80	1381	1247	134
1980-81	1471	1335	136
1981-82	1434	1313	121
1982-83	1415	1272	143
1983-84	1442	1320	122
1984-85	1278	1174	104
1985-86	1290	1211	79
1986-87	1232	1138	94
1987-88	1207	1101	106
1988-89	1199	1087	112
1989-90	1133	1017	116
1990-91	1302	1152	150
1991-92	1494	1329	165
1992-93	1487	1340	147

94/1470-21 ALL FOOTNOTES WILL APPEAR AT THE END OF THE REPORT (SEE PAGE 183)



DEGREES GRANTED, 1949-50 THROUGH 1992-93
STATE UNIVERSITY COLLEGE AT OSWEGO

Y E A R	T O T A L	B A C H E L O R S	M A S T E R S
1949-50	322	315	7
1950-51	432	399	33
1951-52	393	345	48
1952-53	386	340	46
1953-54	348	298	50
1954-55	293	228	65
1955-56	287	244	43
1956-57	384	323	61
1957-58	439	377	62
1958-59	465	418	47
1959-60	497	461	36
1960-61	315	264	51
1961-62	598	542	56
1962-63	661	630	31
1963-64	648	588	60
1964-65	904	817	87
1965-66	825	763	62
1966-67	857	784	73
1967-68	986	898	88
1968-69	1072	943	129
1969-70	1266	1132	134
1970-71	1386	1246	140
1971-72	1801	1649	152
1972-73	1771	1655	116
1973-74	1753	1620	133
1974-75	1725	1564	161
1975-76	1396	1264	132
1976-77	2158	2058	100
1977-78	1891	1791	100
1978-79	1881	1759	122
1979-80	1589	1490	99
1980-81	1597	1472	125
1981-82	1657	1524	133
1982-83	1716	1586	130
1983-84	1557	1394	163
1984-85	1512	1350	162
1985-86	1488	1298	190
1986-87	1337	1141	196
1987-88	1284	1099	185
1988-89	1511	1290	221
1989-90	1692	1488	204
1990-91	1858	1598	260
1991-92	1922	1601	321
1992-93	1937	1641	296

DEGREES GRANTED, 1949-50 THROUGH 1992-93
STATE UNIVERSITY COLLEGE AT PLATTSBURGH

Y E A R	T O T A L	B A C H E L O R S	M A S T E R S
1949-50	158	153	5
1950-51	242	230	12
1951-52	186	168	18
1952-53	231	210	21
1953-54	258	224	34
1954-55	226	176	50
1955-56	225	189	36
1956-57	218	187	31
1957-58	300	273	27
1958-59	239	214	25
1959-60	299	253	46
1960-61	265	232	33
1961-62	331	268	63
1962-63	370	313	57
1963-64	417	362	55
1964-65	412	343	69
1965-66	445	383	62
1966-67	458	382	76
1967-68	595	502	93
1968-69	729	595	134
1969-70	750	607	143
1970-71	892	722	170
1971-72	1160	975	185
1972-73	1378	1162	216
1973-74	1387	1181	206
1974-75	1245	1058	187
1975-76	1429	1184	245
1976-77	1287	1081	206
1977-78	1481	1298	183
1978-79	1184	1063	121
1979-80	1220	1139	81
1980-81	1350	1242	108
1981-82	1350	1267	83
1982-83	1297	1195	102
1983-84	1236	1120	116
1984-85	1267	1154	113
1985-86	1336	1224	112
1986-87	1346	1216	130
1987-88	1292	1147	145
1988-89	1267	1117	150
1989-90	1427	1213	214
1990-91	1432	1203	229
1991-92	1550	1261	289
1992-93	1608	1341	267

ALL FOOTNOTES WILL APPEAR AT THE END OF THE REPORT (SEE PAGE 183)

DEGREES GRANTED, 1949-50 THROUGH 1992-93

STATE UNIVERSITY COLLEGE AT POTSDAM

Y E A R	T O T A L	B A C H E L O R S	M A S T E R S
1949-50	158	157	1
1950-51	184	167	17
1951-52	224	207	17
1952-53	212	185	27
1953-54	233	195	38
1954-55	194	160	34
1955-56	212	178	34
1956-57	239	199	40
1957-58	263	222	41
1958-59	280	250	30
1959-60	321	287	34
1960-61	508	461	47
1961-62	312	263	49
1962-63	360	299	61
1963-64	484	425	59
1964-65	481	427	54
1965-66	477	418	59
1966-67	489	420	69
1967-68	640	551	89
1968-69	780	663	117
1969-70	710	593	117
1970-71	853	715	138
1971-72	1054	926	128
1972-73	1190	1053	137
1973-74	1163	1014	149
1974-75	1036	912	124
1975-76	914	796	118
1976-77	915	800	115
1977-78	980	890	90
1978-79	868	760	108
1979-80	744	655	89
1980-81	806	712	94
1981-82	865	780	85
1982-83	859	770	89
1983-84	831	738	93
1984-85	920	821	99
1985-86	955	845	110
1986-87	902	745	157
1987-88	870	679	191
1988-89	881	657	224
1989-90	842	608	234
1990-91	897	667	230
1991-92	1023	795	228
1992-93	1157	863	294

210

ALL FOOTNOTES WILL APPEAR AT THE END OF THE REPORT (SEE PAGE 183)



DEGREES GRANTED, 1949-50 THROUGH 1992-93
STATE UNIVERSITY COLLEGE AT PURCHASE

Y E A R	T O T A L	B A C H E L O R S	M A S T E R S
1949-50	-	-	-
1950-51	-	-	-
1951-52	-	-	-
1952-53	-	-	-
1953-54	-	-	-
1954-55	-	-	-
1955-56	-	-	-
1956-57	-	-	-
1957-58	-	-	-
1958-59	-	-	-
1959-60	-	-	-
1960-61	-	-	-
1961-62	-	-	-
1962-63	-	-	-
1963-64	-	-	-
1964-65	-	-	-
1965-66	-	-	-
1966-67	-	-	-
1967-68	-	-	-
1968-69	-	-	-
1969-70	-	-	-
1970-71	-	-	-
1971-72	-	-	-
1972-73+	53	53	-
1973-74	106	106	-
1974-75	104	104	-
1975-76	220	220	-
1976-77	268	268	-
1977-78	259	259	-
1978-79	256	256	-
1979-80	268	268	-
1980-81	299	299	-
1981-82	334	334	-
1982-83	341	341	-
1983-84	413	413	-
1984-85	422	422	-
1985-86	399	399	-
1986-87	387	387	-
1987-88	420	413	7
1988-89	396	388	8
1989-90	406	396	10
1990-91	502	489	13
1991-92	548	536	12
1992-93	564	548	16

+ - FIRST DEGREES GRANTED THIS YEAR
ALL FOOTNOTES WILL APPEAR AT THE END OF THE REPORT (SEE PAGE 183)

94/1470-25



DEGREES GRANTED, 1949-50 THROUGH 1992-93

HEALTH SCIENCES CENTERS

YEAR	TOTAL	ASSOCIATE	BACHELORS	MASTERS	DOCTORAL	FIRST PROFESSIONAL
1949-50	-	-	-	-	-	-
1950-51+	144	-	-	-	-	144
1951-52	147	-	-	-	-	147
1952-53	201	-	-	-	-	201
1953-54	197	-	-	-	-	197
1954-55	209	-	-	-	-	209
1955-56	216	-	-	-	-	216
1956-57	208	-	-	-	-	208
1957-58	218	-	-	-	1	217
1958-59	206	-	-	-	1	205
1959-60	212	-	-	-	4	208
1960-61	215	7	-	1	5	202
1961-62	224	14	-	-	3	207
1962-63	487	17	121	11	8	330
1963-64	536	20	100	62	7	347
1964-65	547	23	168	5	13	338
1965-66	616	27	180	19	12	378
1966-67	712	49	180	28	44	411
1967-68	783	40	209	40	48	446
1968-69	803	42	240	32	49	440
1969-70	878	59	282	50	46	441
1970-71	988	72	306	72	56	482
1971-72	1183	93	472	65	61	492
1972-73	1456	101	608	157	95	495
1973-74	1772	140	828	216	57	531
1974-75	1713	122	803	182	44	562
1975-76	1876	125	887	179	80	605
1976-77	2025	138	910	323	67	587
1977-78	1895	60	876	261	65	633
1978-79	1932	68	844	297	86	637
1979-80	1923	61	841	292	76	653
1980-81	1926	55	849	264	80	678
1981-82	2036	64	900	292	88	692
1982-83	1872	50	821	252	82	667
1983-84	1963	48	827	296	71	721
1984-85	1854	51	859	271	71	722
1985-86	1854	51	758	256	64	725
1986-87	1925	42	848	254	69	712
1987-88	1983	32	842	317	67	725
1988-89	1944	29	822	277	84	732
1989-90	1865	38	771	282	74	700
1990-91	2100	23	858	411	81	727
1991-92	2027	34	824	372	86	711
1992-93	2160	50	909	429	81	691



DEGREES GRANTED, 1949-50 THROUGH 1992-93
HSC-BROOKLYN SYRACUSE ONLY

YEAR	TOTAL	ASSOCIATE	BACHELORS	MASTERS	DOCTORAL	FIRST PROFESSIONAL
1949-50	-	-	-	-	-	-
1950-51+	144	-	-	-	-	144
1951-52	147	-	-	-	-	147
1952-53	201	-	-	-	-	201
1953-54	197	-	-	-	-	197
1954-55	209	-	-	-	-	209
1955-56	216	-	-	-	-	216
1956-57	208	-	-	-	-	208
1957-58	218	-	-	-	1	217
1958-59	206	-	-	-	1	205
1959-60	212	-	-	-	4	208
1960-61	215	7	-	1	5	202
1961-62	224	14	-	-	3	207
1962-63	232	17	-	1	7	207
1963-64	295	20	-	54	5	216
1964-65	253	23	-	-	9	221
1965-66	266	27	-	2	9	228
1966-67	323	49	1	1	19	253
1967-68	360	40	8	3	19	290
1968-69	359	42	23	2	15	277
1969-70	392	59	30	3	14	286
1970-71	469	72	69	8	18	302
1971-72	522	93	106	5	25	293
1972-73	602	101	164	7	27	303
1973-74	685	140	206	10	10	319
1974-75	678	122	209	3	15	329
1975-76	726	125	245	6	21	329
1976-77	733	138	242	9	12	332
1977-78	665	60	245	2	20	338
1978-79	654	68	226	5	24	331
1979-80	686	61	255	6	20	344
1980-81	674	55	240	6	16	357
1981-82	691	64	230	7	20	370
1982-83	672	50	231	2	21	368
1983-84	677	48	221	1	15	392
1984-85	660	62	216	2	12	368
1985-86	626	51	191	5	11	368
1986-87	663	42	216	18	14	373
1987-88	638	32	222	16	7	361
1988-89	707	29	276	20	11	371
1989-90	641	38	211	21	14	357
1990-91	696	23	217	39	19	368
1991-92	680	34	214	33	17	362
1992-93	692	50	267	23	9	343

+ - FIRST DEGREES GRANTED THIS YEAR
ALL FOOTNOTES WILL APPEAR AT THE END OF THE REPORT (SEE PAGE 183)

DEGREES GRANTED, 1949-50 THROUGH 1992-93
HEALTH SCIENCE CENTER AT BUFFALO

Y E A R	T O T A L	B A C H E L O R S	M A S T E R S	D O C T O R A L	F I R S T P R O F E S S I O N A L
1949-50	-	-	-	-	-
1950-51	-	-	-	-	-
1951-52	-	-	-	-	-
1952-53	-	-	-	-	-
1953-54	-	-	-	-	-
1954-55	-	-	-	-	-
1955-56	-	-	-	-	-
1956-57	-	-	-	-	-
1957-58	-	-	-	-	-
1958-59	-	-	-	-	-
1959-60	-	-	-	-	-
1960-61	-	-	-	-	-
1961-62	-	-	-	-	-
1962-63+	255	121	10	1	123
1963-64	241	100	8	2	131
1964-65	294	168	5	4	117
1965-66	350	180	17	3	150
1966-67	389	179	27	25	158
1967-68	423	201	37	29	156
1968-69	444	217	30	34	163
1969-70	486	252	47	32	155
1970-71	510	228	64	38	180
1971-72	534	239	60	36	199
1972-73	593	233	100	68	192
1973-74	783	375	149	47	212
1974-75	730	397	96	29	208
1975-76	829	414	118	57	240
1976-77	868	444	140	49	235
1977-78	817	410	137	43	227
1978-79	814	388	134	60	232
1979-80	798	381	136	52	229
1980-81	804	394	115	54	241
1981-82	815	409	114	59	233
1982-83	760	390	96	54	220
1983-84	837	398	162	49	228
1984-85	873	443	145	43	242
1985-86	788	377	137	47	227
1986-87	759	414	81	38	226
1987-88	747	370	102	49	226
1988-89	776	368	116	58	234
1989-90	735	356	115	44	220
1990-91	746	388	88	39	231
1991-92	829	397	154	52	226
1992-93	825	390	162	52	221

+ - FIRST DEGREES GRANTED THIS YEAR
ALL FOOTNOTES WILL APPEAR AT THE END OF THE REPORT (SEE PAGE 183)
94/1470-28

DEGREES GRANTED, 1949-50 THROUGH 1992-93
HEALTH SCIENCE CENTER AT BROOKLYN

Y E A R	T O T A L	B A C H E L O R S	M A S T E R S	D O C T O R A L	F I R S T P R O F E S S I O N A L
1949-50	-	-	-	-	-
1950-51+	96	-	-	-	96
1951-52	103	-	-	-	103
1952-53	140	-	-	-	140
1953-54	131	-	-	-	131
1954-55	138	-	-	-	138
1955-56	146	-	-	-	146
1956-57	145	-	-	-	145
1957-58	146	-	-	1	145
1958-59	140	-	-	-	140
1959-60	137	-	-	3	134
1960-61	140	-	1	5	134
1961-62	138	-	-	2	136
1962-63	133	-	-	4	129
1963-64	190	-	53	3	134
1964-65	153	-	-	5	148
1965-66	158	-	-	6	152
1966-67	171	-	-	11	160
1967-68	210	3	-	11	196
1968-69	207	16	1	6	184
1969-70	220	23	2	7	188
1970-71	276	59	3	11	203
1971-72	303	88	1	16	198
1972-73	317	111	1	16	189
1973-74	359	151	2	7	199
1974-75	377	156	2	7	212
1975-76	405	181	2	11	211
1976-77	407	182	3	7	215
1977-78	416	191	-	9	216
1978-79	405	177	-	13	215
1979-80	431	200	1	7	223
1980-81	413	184	2	11	216
1981-82	403	173	-	15	215
1982-83	411	180	-	13	218
1983-84	414	166	-	8	240
1984-85	393	166	-	8	219
1985-86	359	142	1	4	212
1986-87	384	157	-	8	219
1987-88	369	152	1	5	211
1988-89	434	209	2	6	217
1989-90	391	164	11	8	208
1990-91	452	190	24	15	223
1991-92	407	160	22	5	220
1992-93	412	207	9	-	196

* - FIRST DEGREES GRANTED THIS YEAR
ALL FOOTNOTES WILL APPEAR AT THE END OF THE REPORT (SEE PAGE 183)



DEGREES GRANTED, 1949-50 THROUGH 1992-93

HEALTH SCIENCE CENTER AT STONY BROOK

Y E A R	T O T A L	B A C H E L O R S	M A S T E R S	D O C T O R A L	F I R S T P R O F E S S I O N A L
1949-50	-	-	-	-	-
1950-51	-	-	-	-	-
1951-52	-	-	-	-	-
1952-53	-	-	-	-	-
1953-54	-	-	-	-	-
1954-55	-	-	-	-	-
1955-56	-	-	-	-	-
1956-57	-	-	-	-	-
1957-58	-	-	-	-	-
1958-59	-	-	-	-	-
1959-60	-	-	-	-	-
1960-61	-	-	-	-	-
1961-62	-	-	-	-	-
1962-63	-	-	-	-	-
1963-64	-	-	-	-	-
1964-65	-	-	-	-	-
1965-66	-	-	-	-	-
1966-67	-	-	-	-	-
1967-68	-	-	-	-	-
1968-69	-	-	-	-	-
1969-70	-	-	-	-	-
1970-71+	9	9	-	-	-
1971-72	127	127	-	-	-
1972-73	261	211	50	-	-
1973-74	304	247	57	-	-
1974-75	305	197	83	-	25
1975-76	321	228	55	2	36
1976-77	424	224	174	6	20
1977-78	413	221	122	2	68
1978-79	464	230	158	2	74
1979-80	439	205	150	4	80
1980-81	448	215	143	10	80
1981-82	530	261	171	9	89
1982-83	440	200	154	7	79
1983-84	449	208	133	7	101
1984-85	440	200	124	16	112
1985-86	440	190	114	6	130
1986-87	503	218	155	17	113
1987-88	598	250	199	11	138
1988-89	461	178	141	15	127
1989-90	489	204	146	16	123
1990-91	658	223	284	2	128
1991-92	518	193	185	17	123
1992-93	643	252	244	20	127



DEGREES GRANTED, 1949-50 THROUGH 1992-93
HEALTH SCIENCE CENTER AT SYRACUSE

YEAR	TOTAL	ASSOCIATE	BACHELORS	MASTERS	DOCTORAL	FIRST PROFESSIONAL
1949-50	-	-	-	-	-	-
1950-51+	48	-	-	-	-	48
1951-52	44	-	-	-	-	44
1952-53	61	-	-	-	-	61
1953-54	66	-	-	-	-	66
1954-55	71	-	-	-	-	71
1955-56	70	-	-	-	-	70
1956-57	63	-	-	-	-	63
1957-58	72	-	-	-	-	72
1958-59	66	-	-	-	1	65
1959-60	75	-	-	-	1	74
1960-61	75	7	-	-	-	68
1961-62	86	14	-	-	1	71
1962-63	99	17	-	1	3	78
1963-64	105	20	-	1	2	82
1964-65	100	23	-	-	4	73
1965-66	108	27	-	2	3	76
1966-67	152	49	1	1	8	93
1967-68	150	40	5	3	8	94
1968-69	152	42	7	1	9	93
1969-70	172	59	7	1	7	98
1970-71	193	72	10	5	7	99
1971-72	219	93	18	4	9	95
1972-73	285	101	53	6	11	114
1973-74	326	140	55	8	3	120
1974-75	301	122	53	1	8	117
1975-76	321	125	64	4	10	118
1976-77	326	138	60	6	5	117
1977-78	249	60	54	2	11	122
1978-79	249	68	49	5	11	116
1979-80	255	61	55	5	13	121
1980-81	261	55	56	4	5	141
1981-82	288	64	57	7	5	155
1982-83	261	50	51	2	8	150
1983-84	263	48	55	1	7	152
1984-85	267	62	50	2	4	149
1985-86	267	51	49	4	7	156
1986-87	279	42	59	18	6	154
1987-88	269	32	70	15	2	150
1988-89	273	29	67	18	5	154
1989-90	250	38	47	10	6	149
1990-91	244	23	57	15	4	145
1991-92	273	34	74	11	12	142
1992-93	280	50	60	14	9	147

+ - FIRST DEGREES GRANTED THIS YEAR
ALL FOOTNOTES WILL APPEAR AT THE END OF THE REPORT (SEE PAGE 183)

DEGREES GRANTED, 1949-50 THROUGH 1992-93

SPECIALIZED COLLEGES

Y E A R	T O T A L	A S S O C I A T E	B A C H E L O R S	M A S T E R S	D O C T O R A L	F I R S T P R O F E S S I O N A L
1949-50	400	-	355	39	6	-
1950-51	246	-	218	27	1	-
1951-52	281	-	243	33	5	-
1952-53	249	-	225	19	5	-
1953-54	236	-	203	24	9	-
1954-55	217	-	187	20	10	-
1955-56	247	-	200	38	9	-
1956-57	232	-	193	24	15	-
1957-58	205	-	171	23	11	-
1958-59	218	-	166	40	12	-
1959-60	235	-	195	34	6	-
1960-61	215	-	169	36	10	-
1961-62	240	-	186	35	19	-
1962-63	238	-	202	28	8	-
1963-64	300	-	252	30	18	-
1964-65	262	-	213	31	18	-
1965-66	313	-	255	38	20	-
1966-67	340	-	296	24	20	-
1967-68	347	-	291	38	18	-
1968-69	409	-	354	38	17	-
1969-70	433	-	382	31	20	-
1970-71	482	-	420	32	30	-
1971-72	497	-	410	54	33	-
1972-73	639	9	482	52	15	81
1973-74	689	79	523	65	22	-
1974-75	799	93	610	60	19	17
1975-76	1078	99	877	63	19	20
1976-77	1257	93	1033	77	15	39
1977-78	1478	91	1246	101	17	23
1978-79	1481	84	1238	102	19	38
1979-80	1482	83	1179	155	12	53
1980-81	1503	73	1233	125	14	58
1981-82	1668	64	1322	205	11	66
1982-83	1584	56	1303	147	15	63
1983-84	1716	42	1472	122	21	59
1984-85	1571	38	1336	121	17	59
1985-86	1425	31	1215	115	13	51
1986-87	1298	22	1079	120	15	62
1987-88	1319	25	1105	114	20	55
1988-89	1347	37	1140	90	18	62
1989-90	1285	34	1058	126	19	48
1990-91	1368	40	1106	128	23	71
1991-92	1400	32	1117	173	10	68
1992-93	1513	39	1218	172	25	59



DEGREES GRANTED, 1949-50 THROUGH 1992-93
COLLEGE OF ENVIRON. SCIENCE + FORESTRY

YEAR	TOTAL	ASSOCIATE	BACHELORS	MASTERS	DOCTORAL
1949-50	244	-	199	39	6
1950-51	183	-	155	27	1
1951-52	173	-	135	33	5
1952-53	130	-	106	19	5
1953-54	144	-	111	24	9
1954-55	125	-	95	20	10
1955-56	144	-	97	38	9
1956-57	142	-	103	24	15
1957-58	125	-	91	23	11
1958-59	152	-	100	40	12
1959-60	131	-	91	34	6
1960-61	124	-	78	36	10
1961-62	144	-	90	35	19
1962-63	148	-	112	28	8
1963-64	164	-	116	30	18
1964-65	155	-	106	31	18
1965-66	200	-	142	38	20
1966-67	218	-	174	24	20
1967-68	210	-	154	38	18
1968-69	264	-	209	38	17
1969-70	269	-	218	31	20
1970-71	358	-	296	32	30
1971-72	366	-	285	48	33
1972-73	426	9	361	41	15
1973-74	543	79	395	47	22
1974-75	543	93	388	43	19
1975-76	619	99	452	49	19
1976-77	599	93	431	60	15
1977-78	655	91	489	58	17
1978-79	615	84	445	67	19
1979-80	615	83	454	65	12
1980-81	586	73	431	68	14
1981-82	547	64	468	104	11
1982-83	512	56	347	94	15
1983-84	474	42	318	94	20
1984-85	481	38	343	83	17
1985-86	441	31	316	81	13
1986-87	385	22	264	85	14
1987-88	395	25	267	83	20
1988-89	358	37	254	50	17
1989-90	362	34	244	65	19
1990-91	451	40	295	95	21
1991-92	473	32	322	111	8
1992-93	487	39	319	104	25

ALL FOOTNOTES WILL APPEAR AT THE END OF THE REPORT (SEE PAGE 183)

DEGREES GRANTED, 1949-50 THROUGH 1992-93

MARITIME COLLEGE

Y E A R	T O T A L	B A C H E L O R S	M A S T E R S
1949-50	156	156	-
1950-51	63	63	-
1951-52	108	108	-
1952-53	119	119	-
1953-54	92	92	-
1954-55	92	92	-
1955-56	103	103	-
1956-57	90	90	-
1957-58	80	80	-
1958-59	66	66	-
1959-60	104	104	-
1960-61	91	91	-
1961-62	96	96	-
1962-63	90	90	-
1963-64	136	136	-
1964-65	107	107	-
1965-66	113	113	-
1966-67	122	122	-
1967-68	137	137	-
1968-69	145	145	-
1969-70	164	164	-
1970-71	124	124	-
1971-72	131	125	6
1972-73	132	121	11
1973-74	144	128	16
1974-75	172	156	16
1975-76	146	132	14
1976-77	145	128	17
1977-78	197	178	19
1978-79	234	207	27
1979-80	247	223	24
1980-81	245	211	34
1981-82	228	198	30
1982-83	206	181	25
1983-84	220	202	18
1984-85	249	221	28
1985-86	224	197	27
1986-87	204	182	22
1987-88	176	164	12
1988-89	157	145	12
1989-90	128	112	16
1990-91	149	144	5
1991-92	148	127	21
1992-93	126	104	22



DEGREES GRANTED, 1949-50 THROUGH 1992-93
STATE COLLEGE OF OPTOMETRY

Y E A R	T O T A L	M A S T E R S	D O C T O R A L	F I R S T P R O F E S S I O N A L
1949-50	-	-	-	-
1950-51	-	-	-	-
1951-52	-	-	-	-
1952-53	-	-	-	-
1953-54	-	-	-	-
1954-55	-	-	-	-
1955-56	-	-	-	-
1956-57	-	-	-	-
1957-58	-	-	-	-
1958-59	-	-	-	-
1959-60	-	-	-	-
1960-61	-	-	-	-
1961-62	-	-	-	-
1962-63	-	-	-	-
1963-64	-	-	-	-
1964-65	-	-	-	-
1965-66	-	-	-	-
1966-67	-	-	-	-
1967-68	-	-	-	-
1968-69	-	-	-	-
1969-70	-	-	-	-
1970-71	-	-	-	-
1971-72	-	-	-	-
1972-73+	81	-	-	81
1973-74	2	2	-	-
1974-75	18	1	-	17
1975-76	20	-	-	20
1976-77	39	-	-	39
1977-78	24	1	-	23
1978-79	38	-	-	38
1979-80	53	-	-	53
1980-81	58	-	-	58
1981-82	66	-	-	66
1982-83	64	1	-	63
1983-84	60	-	1	59
1984-85	60	1	-	59
1985-86	52	1	-	51
1986-87	63	-	1	62
1987-88	55	-	-	55
1988-89	64	1	1	62
1989-90	55	7	-	48
1990-91	82	9	2	71
1991-92	77	7	2	68
1992-93	62	3	-	59

+ - FIRST DEGREES GRANTED THIS YEAR
ALL FOOTNOTES WILL APPEAR AT THE END OF THE REPORT (SEE PAGE 183)

DEGREES GRANTED, 1949-50 THROUGH 1992-93
COLLEGE OF TECHNOLOGY AT UTICA/ROME

Y E A R	T O T A L	B A C H E L O R S	M A S T E R S
1949-50	-	-	-
1950-51	-	-	-
1951-52	-	-	-
1952-53	-	-	-
1953-54	-	-	-
1954-55	-	-	-
1955-56	-	-	-
1956-57	-	-	-
1957-58	-	-	-
1958-59	-	-	-
1959-60	-	-	-
1960-61	-	-	-
1961-62	-	-	-
1962-63	-	-	-
1963-64	-	-	-
1964-65	-	-	-
1965-66	-	-	-
1966-67	-	-	-
1967-68	-	-	-
1968-69	-	-	-
1969-70	-	-	-
1970-71	-	-	-
1971-72	-	-	-
1972-73	-	-	-
1973-74	-	-	-
1974-75+	66	66	-
1975-76	293	293	-
1976-77	474	474	-
1977-78	602	579	23
1978-79	594	586	8
1979-80	567	502	65
1980-81	614	591	23
1981-82	727	656	71
1982-83	802	775	27
1983-84	962	952	10
1984-85	781	772	9
1985-86	708	702	6
1986-87	646	633	13
1987-88	693	674	19
1988-89	768	741	27
1989-90	740	702	36
1990-91	686	667	19
1991-92	702	668	34
1992-93	838	795	43

+ - FIRST DEGREES GRANTED THIS YEAR
ALL FOOTNOTES WILL APPEAR AT THE END OF THE REPORT (SEE PAGE 183)



DEGREES GRANTED, 1949-50 THROUGH 1992-93

STATUTORY COLLEGES

Y E A R	T O T A L	B A C H E L O R S	M A S T E R S	D O C T O R A L	F I R S T P R O F E S S I O N A L
1949-50	855	741	63	-	51
1950-51	*	642	*	-	47
1951-52	1000	612	213	127	48
1952-53	974	594	219	115	46
1953-54	979	612	182	138	47
1954-55	980	604	198	129	49
1955-56	921	565	192	113	51
1956-57	958	601	213	99	45
1957-58	952	583	227	92	50
1958-59	886	613	152	74	47
1959-60	884	573	176	88	47
1960-61	984	635	192	105	52
1961-62	966	598	209	102	57
1962-63	1014	634	237	89	54
1963-64	1152	727	242	128	55
1964-65	1218	761	267	131	59
1965-66	1147	705	277	112	53
1966-67	1339	838	298	149	54
1967-68	1319	862	258	140	59
1968-69	1469	953	270	188	58
1969-70	1363	913	231	167	52
1970-71	1505	999	266	180	60
1971-72	1624	1119	266	180	59
1972-73	1813	1252	313	189	59
1973-74	1874	1334	302	179	59
1974-75	1938	1387	317	173	61
1975-76	1943	1413	282	183	65
1976-77	1991	1463	310	153	65
1977-78	2041	1448	314	208	71
1978-79	1889	1362	275	180	72
1979-80	1952	1435	290	151	76
1980-81	2055	1497	311	167	80
1981-82	2067	1509	314	166	78
1982-83	2089	1494	322	193	80
1983-84	2124	1556	325	163	80
1984-85	2106	1536	311	181	78
1985-86	2102	1531	323	165	83
1986-87	2081	1523	327	154	77
1987-88	2067	1494	309	183	81
1988-89	2100	1515	328	180	77
1989-90	2159	1550	320	213	76
1990-91	2196	1566	341	207	82
1991-92	2200	1567	372	188	78
1992-93	2255	1599	384	194	78

* - INDICATES INCOMPLETE DATA

ALL FOOTNOTES WILL APPEAR AT THE END OF THE REPORT (SEE PAGE 183)

DEGREES GRANTED, 1949-50 THROUGH 1992-93
COLLEGE OF AGRICULTURE + LIFE SCIENCES

Y E A R	T O T A L	B A C H E L O R S	M A S T E R S	D O C T O R A L
1949-50	441	414	27	-
1950-51	*	348	*	*
1951-52	544	314	119	111
1952-53	585	309	180	96
1953-54	560	317	127	116
1954-55	558	323	124	111
1955-56	487	272	122	93
1956-57	538	311	141	86
1957-58	534	307	149	78
1958-59	458	303	94	61
1959-60	469	297	98	74
1960-61	549	353	111	85
1961-62	510	304	122	84
1962-63	576	331	173	72
1963-64	627	370	158	99
1964-65	705	411	198	96
1965-66	655	360	207	88
1966-67	804	487	207	110
1967-68	775	459	196	110
1968-69	869	560	165	144
1969-70	786	518	137	131
1970-71	896	573	176	147
1971-72	939	612	179	148
1972-73	1019	685	141	193
1973-74	1099	765	198	136
1974-75	1131	801	202	128
1975-76	1186	852	195	139
1976-77	1141	832	191	118
1977-78	1242	889	199	154
1978-79	1098	790	169	139
1979-80	1139	837	191	111
1980-81	1170	858	192	120
1981-82	1159	829	201	129
1982-83	1192	853	196	143
1983-84	1203	898	185	120
1984-85	1170	863	178	129
1985-86	1220	902	194	124
1986-87	1152	855	185	112
1987-88	1153	850	163	140
1988-89	1148	861	157	130
1989-90	1214	903	167	144
1990-91	1194	862	183	149
1991-92	1199	865	198	136
1992-93	1223	875	207	141

* - INDICATES INCOMPLETE DATA

ALL FOOTNOTES WILL APPEAR AT THE END OF THE REPORT (SEE PAGE 183)

DEGREES GRANTED, 1949-50 THROUGH 1992-93

COLLEGE OF CERAMICS

Y E A R	T O T A L	B A C H E L O R S	M A S T E R S	D O C T O R A L
1949-50	112	91	21	-
1950-51	87	72	15	-
1951-52	75	61	14	-
1952-53	62	53	9	-
1953-54	75	65	10	-
1954-55	56	50	6	-
1955-56	81	72	9	-
1956-57	81	69	12	2
1957-58	76	66	8	2
1958-59	101	90	10	1
1959-60	72	58	13	1
1960-61	89	72	16	1
1961-62	70	63	5	2
1962-63	102	82	15	5
1963-64	114	98	12	4
1964-65	102	88	9	5
1965-66	92	74	16	2
1966-67	96	74	16	6
1967-68	113	92	16	5
1968-69	116	87	25	4
1969-70	128	107	20	1
1970-71	99	80	15	4
1971-72	122	100	17	5
1972-73	154	128	21	5
1973-74	164	145	17	2
1974-75	127	104	22	1
1975-76	123	100	20	3
1976-77	144	122	20	2
1977-78	132	106	22	4
1978-79	150	129	19	2
1979-80	151	130	19	2
1980-81	153	135	14	4
1981-82	168	150	18	-
1982-83	198	176	18	4
1983-84	204	165	32	7
1984-85	226	192	31	3
1985-86	175	140	30	5
1986-87	191	149	37	5
1987-88	205	145	53	7
1988-89	191	142	44	5
1989-90	189	147	31	11
1990-91	203	150	38	15
1991-92	201	162	33	6
1992-93	214	179	30	5

ALL FOOTNOTES WILL APPEAR AT THE END OF THE REPORT (SEE PAGE 183)



DEGREES GRANTED, 1949-50 THROUGH 1992-93

COLLEGE OF HUMAN ECOLOGY

Y E A R	T O T A L	B A C H E L O R S	M A S T E R S	D O C T O R A L
1949-50	153	149	4	-
1950-51	*	137	*	*
1951-52	195	146	43	6
1952-53	194	170	15	9
1953-54	194	156	27	11
1954-55	192	146	37	9
1955-56	178	138	28	12
1956-57	198	155	35	8
1957-58	188	139	40	9
1958-59	178	144	28	6
1959-60	195	146	41	8
1960-61	192	148	34	10
1961-62	215	164	44	7
1962-63	196	158	32	6
1963-64	210	167	40	3
1964-65	212	164	38	10
1965-66	216	177	28	11
1966-67	238	181	49	8
1967-68	230	203	23	4
1968-69	258	202	39	17
1969-70	247	190	44	13
1970-71	306	248	46	12
1971-72	359	295	53	11
1972-73	390	302	68	20
1973-74	353	279	52	22
1974-75	399	315	63	21
1975-76	377	319	35	23
1976-77	398	325	60	13
1977-78	371	294	43	34
1978-79	338	283	36	19
1979-80	364	303	39	22
1980-81	396	320	49	27
1981-82	405	333	49	23
1982-83	372	297	49	26
1983-84	361	294	47	20
1984-85	393	318	41	34
1985-86	355	299	41	15
1986-87	405	335	50	20
1987-88	379	320	41	18
1988-89	397	333	40	24
1989-90	429	354	47	28
1990-91	455	371	59	25
1991-92	439	359	62	18
1992-93	434	351	64	19

* - INDICATES INCOMPLETE DATA

ALL FOOTNOTES WILL APPEAR AT THE END OF THE REPORT (SEE PAGE 183)

DEGREES GRANTED, 1949-50 THROUGH 1992-93
SCHOOL OF INDUSTRIAL + LABOR RELATIONS

Y E A R	T O T A L	B A C H E L O R S	M A S T E R S	D O C T O R A L
1949-50	98	87	11	-
1950-51	*	85	*	*
1951-52	129	91	31	7
1952-53	79	62	9	8
1953-54	103	74	18	11
1954-55	117	85	25	7
1955-56	118	83	29	6
1956-57	91	66	22	3
1957-58	95	71	23	1
1958-59	94	76	14	4
1959-60	87	70	14	1
1960-61	87	78	21	4
1961-62	96	67	26	3
1962-63	78	63	12	3
1963-64	125	92	25	8
1964-65	117	98	15	4
1965-66	116	94	17	5
1966-67	126	95	19	11
1967-68	124	95	20	6
1968-69	138	104	27	7
1969-70	131	98	25	8
1970-71	130	98	24	8
1971-72	132	112	15	5
1972-73	172	137	21	14
1973-74	181	145	28	8
1974-75	211	167	29	15
1975-76	178	142	28	8
1976-77	231	184	34	13
1977-78	203	159	38	6
1978-79	217	160	47	10
1979-80	199	165	30	4
1980-81	237	184	50	3
1981-82	244	197	38	9
1982-83	225	168	49	8
1983-84	262	199	55	8
1984-85	223	163	57	3
1985-86	249	190	51	8
1986-87	236	184	49	3
1987-88	228	179	46	3
1988-89	261	179	78	4
1989-90	223	146	69	8
1990-91	248	183	57	8
1991-92	258	176	75	7
1992-93	278	194	80	4

* - INDICATES INCOMPLETE DATA

ALL FOOTNOTES WILL APPEAR AT THE END OF THE REPORT (SEE PAGE 183)

DEGREES GRANTED, 1949-50 THROUGH 1992-93

COLLEGE OF VETERINARY MEDICINE

Y E A R	T O T A L	M A S T E R S	D O C T O R A L	F I R S T P R O F E S S I O N A L
1949-50	51	-	-	51
1950-51	47	-	-	47
1951-52	57	6	3	48
1952-53	54	6	2	46
1953-54	47	-	-	47
1954-55	57	6	2	49
1955-56	57	4	2	51
1956-57	50	3	2	45
1957-58	59	7	2	50
1958-59	55	6	2	47
1959-60	61	10	4	47
1960-61	67	10	5	52
1961-62	75	12	6	57
1962-63	62	5	3	54
1963-64	76	7	14	55
1964-65	82	7	16	59
1965-66	68	9	6	53
1966-67	75	7	14	54
1967-68	77	3	15	59
1968-69	88	14	16	58
1969-70	71	5	14	52
1970-71	74	5	9	60
1971-72	72	2	11	59
1972-73	78	10	9	59
1973-74	77	7	11	59
1974-75	70	1	8	61
1975-76	79	4	10	65
1976-77	77	5	7	65
1977-78	93	12	10	71
1978-79	86	4	10	72
1979-80	99	11	12	76
1980-81	99	6	13	80
1981-82	91	8	5	78
1982-83	102	10	12	80
1983-84	94	6	8	80
1984-85	94	4	12	78
1985-86	103	7	13	83
1986-87	97	6	14	77
1987-88	102	6	15	81
1988-89	103	9	17	77
1989-90	104	6	22	76
1990-91	96	4	10	82
1991-92	103	4	21	78
1992-93	106	3	25	78

ALL FOOTNOTES WILL APPEAR AT THE END OF THE REPORT (SEE PAGE 183)



DEGREES GRANTED, 1949-50 THROUGH 1992-93
COLLEGES OF TECHNOLOGY/AGRIC.

Y E A R	T O T A L	A S S O C I A T E	B A C H E L O R S
1949-50	1023	1023	-
1950-51	1191	1191	-
1951-52	933	933	-
1952-53	924	924	-
1953-54	1010	1010	-
1954-55	1247	1247	-
1955-56	1342	1342	-
1956-57	1388	1388	-
1957-58	1337	1337	-
1958-59	1563	1563	-
1959-60	1664	1664	-
1960-61	1696	1696	-
1961-62	1820	1820	-
1962-63	1894	1894	-
1963-64	1888	1888	-
1964-65	2224	2224	-
1965-66	2604	2604	-
1966-67	3206	3206	-
1967-68	3312	3312	-
1968-69	3883	3883	-
1969-70	4008	4008	-
1970-71	4533	4533	-
1971-72	5041	5041	-
1972-73	5564	5564	-
1973-74	6300	6300	-
1974-75	6991	6991	-
1975-76	6990	6990	-
1976-77	7224	7224	-
1977-78	7430	7430	-
1978-79	7200	7200	-
1979-80	6894	6894	-
1980-81	6853	6853	-
1981-82	6554	6554	-
1982-83	6592	6592	-
1983-84	6407	6407	-
1984-85	5994	5994	-
1985-86	5393	5393	-
1986-87	5178	5153	25
1987-88	5234	5205	29
1988-89	5021	4931	90
1989-90	5140	5052	88
1990-91	5393	5299	94
1991-92	5214	5092	122
1992-93	5064	4915	149

ALL FOOTNOTES WILL APPEAR AT THE END OF THE REPORT (SEE PAGE 183)



DEGREES GRANTED, 1949-50 THROUGH 1992-93

SUNY COLLEGE OF TECHNOLOGY AT ALFRED

Y E A R	T O T A L	A S S O C I A T E	B A C H E L O R S
1949-50	-	-	-
1950-51*	205	205	-
1951-52	192	192	-
1952-53	192	192	-
1953-54	237	237	-
1954-55	309	309	-
1955-56	352	352	-
1956-57	364	364	-
1957-58	333	333	-
1958-59	404	404	-
1959-60	391	391	-
1960-61	467	467	-
1961-62	419	419	-
1962-63	416	416	-
1963-64	408	408	-
1964-65	442	442	-
1965-66	547	547	-
1966-67	665	665	-
1967-68	680	680	-
1968-69	719	719	-
1969-70	718	718	-
1970-71	784	784	-
1971-72	948	948	-
1972-73	1190	1190	-
1973-74	1395	1395	-
1974-75	1401	1401	-
1975-76	1484	1484	-
1976-77	1527	1527	-
1977-78	1566	1566	-
1978-79	1409	1409	-
1979-80	1438	1438	-
1980-81	1505	1505	-
1981-82	1421	1421	-
1982-83	1469	1469	-
1983-84	1401	1401	-
1984-85	1316	1316	-
1985-86	1202	1202	-
1986-87	1131	1131	-
1987-88	1087	1087	-
1988-89	1011	1011	-
1989-90	1099	1099	-
1990-91	1118	1118	-
1991-92	1053	1036	17
1992-93	1007	981	26

260

* - FIRST DEGREES GRANTED THIS YEAR
ALL FOOTNOTES WILL APPEAR AT THE END OF THE REPORT (SEE PAGE 183)

DEGREES GRANTED, 1949-50 THROUGH 1992-93

SUNY COLLEGE OF TECHNOLOGY AT CANTON

Y E A R	A S S O C I A T E
1949-50	162
1950-51	155
1951-52	119
1952-53	110
1953-54	130
1954-55	138
1955-56	141
1956-57	136
1957-58	172
1958-59	157
1959-60	186
1960-61	143
1961-62	175
1962-63	188
1963-64	197
1964-65	255
1965-66	294
1966-67	322
1967-68	377
1968-69	499
1969-70	454
1970-71	545
1971-72	535
1972-73	588
1973-74	651
1974-75	647
1975-76	782
1976-77	779
1977-78	768
1978-79	787
1979-80	716
1980-81	720
1981-82	799
1982-83	786
1983-84	706
1984-85	683
1985-86	601
1986-87	581
1987-88	519
1988-89	503
1989-90	426
1990-91	526
1991-92	569
1992-93	437

ALL FOOTNOTES WILL APPEAR AT THE END OF THE REPORT (SEE PAGE 183)

BEST COPY AVAILABLE



DEGREES GRANTED, 1949-50 THROUGH 1992-93
SUNY COLLEGE OF TECH. AND AGRIC. AT COBLESKILL

Y E A R	T O T A L	A S S O C I A T E	B A C H E L O R S
1949-50	127	127	-
1950-51	105	105	-
1951-52	104	104	-
1952-53	82	82	-
1953-54	78	78	-
1954-55	96	96	-
1955-56	133	133	-
1956-57	137	137	-
1957-58	141	141	-
1958-59	151	151	-
1959-60	208	208	-
1960-61	206	206	-
1961-62	230	230	-
1962-63	278	278	-
1963-64	290	290	-
1964-65	340	340	-
1965-66	377	377	-
1966-67	401	401	-
1967-68	457	457	-
1968-69	471	471	-
1969-70	514	514	-
1970-71	585	585	-
1971-72	654	654	-
1972-73	756	756	-
1973-74	880	880	-
1974-75	885	885	-
1975-76	902	902	-
1976-77	943	943	-
1977-78	866	866	-
1978-79	1002	1002	-
1979-80	958	958	-
1980-81	969	969	-
1981-82	893	893	-
1982-83	1033	1033	-
1983-84	1006	1006	-
1984-85	943	943	-
1985-86	857	857	-
1986-87	732	732	-
1987-88	726	725	1
1988-89	769	727	42
1989-90	757	725	32
1990-91	767	714	53
1991-92	681	624	57
1992-93	674	592	82

ALL FOOTNOTES WILL APPEAR AT THE END OF THE REPORT (SEE PAGE 183)

DEGREES GRANTED, 1949-50 THROUGH 1992-93
SUNY COLLEGE OF TECHNOLOGY AT DELHI

Y E A R	A S S O C I A T E
1949-50	119
1950-51	110
1951-52	44
1952-53	64
1953-54	54
1954-55	77
1955-56	81
1956-57	86
1957-58	86
1958-59	104
1959-60	152
1960-61	166
1961-62	172
1962-63	185
1963-64	182
1964-65	249
1965-66	319
1966-67	416
1967-68	359
1968-69	400
1969-70	451
1970-71	395
1971-72	597
1972-73	598
1973-74	676
1974-75	645
1975-76	675
1976-77	745
1977-78	807
1978-79	838
1979-80	780
1980-81	811
1981-82	821
1982-83	741
1983-84	638
1984-85	698
1985-86	598
1986-87	601
1987-88	656
1988-89	619
1989-90	652
1990-91	633
1991-92	586
1992-93	618

94/1470-47 ALL FOOTNOTES WILL APPEAR AT THE END OF THE REPORT (SEE PAGE 183)

DEGREES GRANTED, 1949-50 THROUGH 1992-93
SUNY COLLEGE OF TECHNOLOGY AT FARMINGDALE

Y E A R	T O T A L	A S S O C I A T E	B A C H E L O R S
1949-50	403	403	-
1950-51	385	385	-
1951-52	374	374	-
1952-53	364	364	-
1953-54	379	379	-
1954-55	466	466	-
1955-56	460	460	-
1956-57	516	516	-
1957-58	438	438	-
1958-59	511	511	-
1959-60	500	500	-
1960-61	507	507	-
1961-62	558	558	-
1962-63	551	551	-
1963-64	532	532	-
1964-65	638	638	-
1965-66	738	738	-
1966-67	959	959	-
1967-68	1012	1012	-
1968-69	1202	1202	-
1969-70	1291	1291	-
1970-71	1708	1708	-
1971-72	1501	1501	-
1972-73	1656	1656	-
1973-74	1855	1855	-
1974-75	2541	2541	-
1975-76	2286	2286	-
1976-77	2299	2299	-
1977-78	2524	2524	-
1978-79	2262	2262	-
1979-80	2235	2235	-
1980-81	2050	2050	-
1981-82	1846	1846	-
1982-83	1875	1875	-
1983-84	1735	1735	-
1984-85	1662	1662	-
1985-86	1567	1567	-
1986-87	1539	1514	25
1987-88	1551	1523	28
1988-89	1565	1517	48
1989-90	1548	1492	56
1990-91	1614	1573	41
1991-92	1601	1553	48
1992-93	1602	1561	41

DEGREES GRANTED, 1949-50 THROUGH 1992-93
 SUNY COLLEGE OF TECH. AND AGRIC. AT MORRISVILLE

Y E A R	A S S O C I A T E
1949-50	212
1950-51	231
1951-52	100
1952-53	112
1953-54	132
1954-55	161
1955-56	175
1956-57	149
1957-58	167
1958-59	236
1959-60	227
1960-61	207
1961-62	266
1962-63	276
1963-64	279
1964-65	300
1965-66	329
1966-67	443
1967-68	427
1968-69	592
1969-70	580
1970-71	516
1971-72	806
1972-73	776
1973-74	843
1974-75	872
1975-76	861
1976-77	931
1977-78	899
1978-79	902
1979-80	767
1980-81	798
1981-82	774
1982-83	688
1983-84	921
1984-85	692
1985-86	568
1986-87	594
1987-88	695
1988-89	554
1989-90	658
1990-91	735
1991-92	724
1992-93	726

94/1470-49 ALL FOOTNOTES WILL APPEAR AT THE END OF THE REPORT (SEE PAGE 183)



DEGREES GRANTED, 1949-50 THROUGH 1992-93
ALL COMMUNITY COLLEGES CURRENTLY UNDER THE PROGRAM OF
THE STATE UNIVERSITY OF NEW YORK

Y E A R	T O T A L	A S S O C I A T E	B A C H E L O R S	M A S T E R S
1949-50	761	761	-	-
1950-51	810	810	-	-
1951-52	700	700	-	-
1952-53	830	830	-	-
1953-54	1015	1015	-	-
1954-55	1173	1173	-	-
1955-56	1366	1366	-	-
1956-57	1500	1500	-	-
1957-58	1520	1520	-	-
1958-59	1686	1686	-	-
1959-60	2069	2069	-	-
1960-61	2292	2292	-	-
1961-62	3046	3046	-	-
1962-63	3668	3668	-	-
1963-64	4193	4193	-	-
1964-65	5197	5197	-	-
1965-66	6675	6675	-	-
1966-67	8142	8142	-	-
1967-68	9281	9281	-	-
1968-69	11465	11465	-	-
1969-70	13200	13200	-	-
1970-71	15912	15912	-	-
1971-72	18317	18317	-	-
1972-73	19590	19590	-	-
1973-74	20720	20720	-	-
1974-75	21643	21643	-	-
1975-76	23103	23103	-	-
1976-77	23944	23944	-	-
1977-78	22930	22880	50	-
1978-79	22745	22676	69	-
1979-80	23115	23007	108	-
1980-81	23917	23790	127	-
1981-82	24509	24337	172	-
1982-83	24621	24428	193	-
1983-84	25226	24960	266	-
1984-85	24642	24174	468	-
1985-86	24526	24261	265	-
1986-87	23327	22959	358	10
1987-88	23253	22786	467	-
1988-89	23098	22694	394	10
1989-90	24575	24153	410	12
1990-91	26332	25899	425	8
1991-92	27508	27125	377	6
1992-93	27490	27021	440	29

DEGREES GRANTED, 1949-50 THROUGH 1992-93
ALL COMMUNITY COLLEGES

Y E A R	T O T A L	A S S O C I A T E	B A C H E L O R S	M A S T E R S
1949-50	1583	1583	-	-
1950-51	1521	1521	-	-
1951-52	1830	1830	-	-
1952-53	1507	1507	-	-
1953-54	1806	1806	-	-
1954-55	2090	2090	-	-
1955-56	2178	2178	-	-
1956-57	2374	2374	-	-
1957-58	2517	2517	-	-
1958-59	2718	2718	-	-
1959-60	3116	3116	-	-
1960-61	3619	3619	-	-
1961-62	4552	4552	-	-
1962-63	5357	5357	-	-
1963-64	5863	5863	-	-
1964-65	7043	7043	-	-
1965-66	9238	9238	-	-
1966-67	11393	11393	-	-
1967-68	13058	13058	-	-
1968-69	15924	15924	-	-
1969-70	18489	18489	-	-
1970-71	22018	22018	-	-
1971-72	25354	25354	-	-
1972-73	27925	27925	-	-
1973-74	30006	30006	-	-
1974-75	31296	31296	-	-
1975-76	33103	33103	-	-
1976-77	33944	33944	-	-
1977-78	22930	22880	50	-
1978-79	22745	22676	69	-
1979-80	23115	23007	108	-
1980-81	23917	23790	127	-
1981-82	24509	24337	172	-
1982-83	24621	24428	193	-
1983-84	25226	24960	266	-
1984-85	24642	24174	468	-
1985-86	24526	24261	265	-
1986-87	23327	22959	358	10
1987-88	23253	22786	467	-
1988-89	23098	22694	394	10
1989-90	24575	24153	410	12
1990-91	26332	25899	425	8
1991-92	27508	27125	377	6
1992-93	27490	27021	440	29

94/1470-51 ALL FOOTNOTES WILL APPEAR AT THE END OF THE REPORT (SEE PAGE 183)

DEGREES GRANTED, 1949-50 THROUGH 1992-93

ADIRONDACK COMMUNITY COLLEGE

Y E A R	A S S O C I A T E
1949-50	-
1950-51	-
1951-52	-
1952-53	-
1953-54	-
1954-55	-
1955-56	-
1956-57	-
1957-58	-
1958-59	-
1959-60	-
1960-61	-
1961-62	-
1962-63+	56
1963-64	70
1964-65	112
1965-66	153
1966-67	160
1967-68	179
1968-69	217
1969-70	204
1970-71	200
1971-72	240
1972-73	277
1973-74	257
1974-75	251
1975-76	265
1976-77	258
1977-78	250
1978-79	275
1979-80	294
1980-81	294
1981-82	358
1982-83	402
1983-84	457
1984-85	417
1985-86	400
1986-87	376
1987-88	331
1988-89	400
1989-90	461
1990-91	474
1991-92	550
1992-93	553

+ - FIRST DEGREES GRANTED THIS YEAR
 ALL FOOTNOTES WILL APPEAR AT THE END OF THE REPORT (SEE PAGE 183)

DEGREES GRANTED, 1949-50 THROUGH 1992-93

BROOME COMMUNITY COLLEGE

Y E A R	A S S O C I A T E
---------	-------------------

1949-50	139
1950-51	132
1951-52	132
1952-53	111
1953-54	91
1954-55	112
1955-56	138
1956-57	152
1957-58	159
1958-59	229
1959-60	251
1960-61	245
1961-62	292
1962-63	312
1963-64	324
1964-65	392
1965-66	465
1966-67	494
1967-68	524
1968-69	653
1969-70	716
1970-71	774
1971-72	901
1972-73	841
1973-74	912
1974-75	887
1975-76	884
1976-77	905
1977-78	793
1978-79	884
1979-80	839
1980-81	933
1981-82	1042
1982-83	1082
1983-84	1139
1984-85	1182
1985-86	1080
1986-87	1005
1987-88	916
1988-89	999
1989-90	900
1990-91	995
1991-92	1082
1992-93	1001

94/1470-53 ALL FOOTNOTES WILL APPEAR AT THE END OF THE REPORT (SEE PAGE 183)

DEGREES GRANTED, 1949-50 THROUGH 1992-93

CAYUGA COUNTY COMMUNITY COLLEGE

Y E A R	A S S O C I A T E
1949-50	-
1950-51	-
1951-52	-
1952-53	-
1953-54	-
1954-55+	20
1955-56	31
1956-57	56
1957-58	53
1958-59	74
1959-60	79
1960-61	113
1961-62	128
1962-63	195
1963-64	190
1964-65	196
1965-66	271
1966-67	361
1967-68	399
1968-69	424
1969-70	458
1970-71	550
1971-72	639
1972-73	573
1973-74	568
1974-75	563
1975-76	591
1976-77	521
1977-78	513
1978-79	443
1979-80	455
1980-81	414
1981-82	438
1982-83	476
1983-84	483
1984-85	412
1985-86	413
1986-87	382
1987-88	393
1988-89	414
1989-90	366
1990-91	385
1991-92	486
1992-93	418

+ - FIRST DEGREES GRANTED THIS YEAR
ALL FOOTNOTES WILL APPEAR AT THE END OF THE REPORT (SEE P/GE 183)

DEGREES GRANTED, 1949-50 THROUGH 1992-93

CLINTON COMMUNITY COLLEGE

Y E A R	A S S O C I A T E
1949-50	-
1950-51	-
1951-52	-
1952-53	-
1953-54	-
1954-55	-
1955-56	-
1956-57	-
1957-58	-
1958-59	-
1959-60	-
1960-61	-
1961-62	-
1962-63	-
1963-64	-
1964-65	-
1965-66	-
1966-67	-
1967-68	-
1968-69	-
1969-70	-
1970-71+	35
1971-72	83
1972-73	87
1973-74	119
1974-75	144
1975-76	152
1976-77	182
1977-78	152
1978-79	212
1979-80	201
1980-81	177
1981-82	163
1982-83	192
1983-84	146
1984-85	188
1985-86	152
1986-87	206
1987-88	194
1988-89	211
1989-90	252
1990-91	275
1991-92	277
1992-93	283

+ - FIRST DEGREES GRANTED THIS YEAR
 ALL FOOTNOTES WILL APPEAR AT THE END OF THE REPORT (SEE PAGE 183)



DEGREES GRANTED, 1949-50 THROUGH 1992-93

COLUMBIA-GREENE COMMUNITY COLLEGE

Y E A R	A S S O C I A T E
1949-50	-
1950-51	-
1951-52	-
1952-53	-
1953-54	-
1954-55	-
1955-56	-
1956-57	-
1957-58	-
1958-59	-
1959-60	-
1960-61	-
1961-62	-
1962-63	-
1963-64	-
1964-65	-
1965-66	-
1966-67	-
1967-68	-
1968-69	-
1969-70	-
1970-71+	35
1971-72	50
1972-73	61
1973-74	96
1974-75	114
1975-76	139
1976-77	193
1977-78	143
1978-79	119
1979-80	171
1980-81	130
1981-82	169
1982-83	151
1983-84	198
1984-85	187
1985-86	160
1986-87	169
1987-88	200
1988-89	233
1989-90	237
1990-91	249
1991-92	280
1992-93	290

+ - FIRST DEGREES GRANTED THIS YEAR
ALL FOOTNOTES WILL APPEAR AT THE END OF THE REPORT (SEE PAGE 183)

DEGREES GRANTED, 1949-50 THROUGH 1992-93
 COMMUNITY COLLEGE OF THE FINGER LAKES

Y E A R	A S S O C I A T E
1949-50	-
1950-51	-
1951-52	-
1952-53	-
1953-54	-
1954-55	-
1955-56	-
1956-57	-
1957-58	-
1958-59	-
1959-60	-
1960-61	-
1961-62	-
1962-63	-
1963-64	-
1964-65	-
1965-66	-
1966-67	-
1967-68	-
1968-69+	12
1969-70	141
1970-71	153
1971-72	204
1972-73	221
1973-74	259
1974-75	261
1975-76	311
1976-77	392
1977-78	374
1978-79	404
1979-80	377
1980-81	431
1981-82	469
1982-83	459
1983-84	477
1984-85	471
1985-86	502
1986-87	483
1987-88	497
1988-89	458
1989-90	590
1990-91	614
1991-92	644
1992-93	704

+ - FIRST DEGREES GRANTED THIS YEAR
 ALL FOOTNOTES WILL APPEAR AT THE END OF THE REPORT (SEE PAGE 183)

DEGREES GRANTED, 1949-50 THROUGH 1992-93

CORNING COMMUNITY COLLEGE

Y E A R	A S S O C I A T E
1949-50	-
1950-51	-
1951-52	-
1952-53	-
1953-54	-
1954-55	-
1955-56	-
1956-57	-
1957-58	-
1958-59	-
1959-60+	57
1960-61	59
1961-62	79
1962-63	102
1963-64	127
1964-65	142
1965-66	217
1966-67	316
1967-68	429
1968-69	490
1969-70	565
1970-71	580
1971-72	599
1972-73	571
1973-74	534
1974-75	549
1975-76	545
1976-77	543
1977-78	566
1978-79	580
1979-80	585
1980-81	612
1981-82	612
1982-83	637
1983-84	701
1984-85	588
1985-86	647
1986-87	571
1987-88	590
1988-89	549
1989-90	643
1990-91	607
1991-92	615
1992-93	671

+ - FIRST DEGREES GRANTED THIS YEAR
 ALL FOOTNOTES WILL APPEAR AT THE END OF THE REPORT (SEE PAGE 183)

94/1470-58

DEGREES GRANTED, 1949-50 THROUGH 1992-93

DUTCHESS COMMUNITY COLLEGE

Y E A R	A S S O C I A T E
1949-50	-
1950-51	-
1951-52	-
1952-53	-
1953-54	-
1954-55	-
1955-56	-
1956-57	-
1957-58	-
1958-59	-
1959-60+	59
1960-61	78
1961-62	106
1962-63	185
1963-64	190
1964-65	185
1965-66	265
1966-67	344
1967-68	331
1968-69	466
1969-70	526
1970-71	591
1971-72	590
1972-73	636
1973-74	690
1974-75	730
1975-76	725
1976-77	754
1977-78	711
1978-79	767
1979-80	775
1980-81	825
1981-82	758
1982-83	820
1983-84	866
1984-85	829
1985-86	817
1986-87	768
1987-88	772
1988-89	735
1989-90	813
1990-91	872
1991-92	910
1992-93	953

+ - FIRST DEGREES GRANTED THIS YEAR
 ALL FOOTNOTES WILL APPEAR AT THE END OF THE REPORT (SEE PAGE 183)

94/1470-59

DEGREES GRANTED, 1949-50 THROUGH 1992-93

ERIE COMMUNITY COLLEGE

Y E A R	A S S O C I A T E
1949-50	324
1950-51	313
1951-52	261
1952-53	251
1953-54	305
1954-55	339
1955-56	330
1956-57	302
1957-58	368
1958-59	410
1959-60	399
1960-61	462
1961-62	522
1962-63	584
1963-64	608
1964-65	563
1965-66	574
1966-67	646
1967-68	655
1968-69	760
1969-70	725
1970-71	855
1971-72	1078
1972-73	1266
1973-74	1335
1974-75	1452
1975-76	2022
1976-77	2061
1977-78	1722
1978-79	1416
1979-80	1634
1980-81	1714
1981-82	1650
1982-83	1743
1983-84	1837
1984-85	1697
1985-86	1575
1986-87	1428
1987-88	1463
1988-89	1527
1989-90	1473
1990-91	1648
1991-92	1648
1992-93	1920

DEGREES GRANTED, 1949-50 THROUGH 1992-93

FASHION INSTITUTE OF TECHNOLOGY

YEAR	TOTAL	ASSOCIATE	BACHELORS	MASTERS
1949-50	-	-	-	-
1950-51	-	-	-	-
1951-52	-	-	-	-
1952-53	-	-	-	-
1953-54+	158	158	-	-
1954-55	186	186	-	-
1955-56	194	194	-	-
1956-57	185	185	-	-
1957-58	193	193	-	-
1958-59	196	196	-	-
1959-60	291	291	-	-
1960-61	362	362	-	-
1961-62	490	490	-	-
1962-63	499	499	-	-
1963-64	573	573	-	-
1964-65	665	665	-	-
1965-66	718	718	-	-
1966-67	802	802	-	-
1967-68	732	732	-	-
1968-69	780	780	-	-
1969-70	728	728	-	-
1970-71	820	820	-	-
1971-72	696	696	-	-
1972-73	697	697	-	-
1973-74	894	894	-	-
1974-75	877	877	-	-
1975-76	941	941	-	-
1976-77	1236	1236	-	-
1977-78	1180	1130	50	-
1978-79	1226	1157	69	-
1979-80	1694	1586	108	-
1980-81	1892	1765	127	-
1981-82	1510	1338	172	-
1982-83	1792	1399	193	-
1983-84	1792	1429	266	-
1984-85	1792	1087	468	-
1985-86	1792	1505	265	-
1986-87	1792	1453	358	10
1987-88	2174	1553	467	15
1988-89	1874	1470	394	10
1989-90	1927	1505	410	12
1990-91	1950	1517	425	8
1991-92	1776	1393	377	6
1992-93	1954	1485	440	29

+ - FIRST DEGREES GRANTED THIS YEAR
 ALL FOOTNOTES WILL APPEAR AT THE END OF THE REPORT (SEE PAGE 183)

94/1470-61



DEGREES GRANTED, 1949-50 THROUGH 1992-93
 FULTON-MONTGOMERY COMMUNITY COLLEGE

Y E A R	A S S O C I A T E
1949-50	-
1950-51	-
1951-52	-
1952-53	-
1953-54	-
1954-55	-
1955-56	-
1956-57	-
1957-58	-
1958-59	-
1959-60	-
1960-61	-
1961-62	-
1962-63	-
1963-64	-
1964-65	-
1965-66+	97
1966-67	131
1967-68	156
1968-69	156
1969-70	224
1970-71	250
1971-72	249
1972-73	271
1973-74	259
1974-75	265
1975-76	299
1976-77	274
1977-78	256
1978-79	283
1979-80	245
1980-81	245
1981-82	288
1982-83	314
1983-84	288
1984-85	275
1985-86	302
1986-87	274
1987-88	287
1988-89	309
1989-90	261
1990-91	341
1991-92	344
1992-93	369

+ - FIRST DEGREES GRANTED THIS YEAR
 ALL FOOTNOTES WILL APPEAR AT THE END OF THE REPORT (SEE PAGE 183)

94/1470-62

DEGREES GRANTED, 1949-50 THROUGH 1992-93

GENESEE COMMUNITY COLLEGE

Y E A R	A S S O C I A T E
---------	-------------------

1949-50	-
1950-51	-
1951-52	-
1952-53	-
1953-54	-
1954-55	-
1955-56	-
1956-57	-
1957-58	-
1958-59	-
1959-60	-
1960-61	-
1961-62	-
1962-63	-
1963-64	-
1964-65	-
1965-66	-
1966-67	-
1967-68	-
1968-69+	76
1969-70	170
1970-71	215
1971-72	280
1972-73	291
1973-74	312
1974-75	341
1975-76	343
1976-77	400
1977-78	387
1978-79	379
1979-80	346
1980-81	336
1981-82	447
1982-83	374
1983-84	382
1984-85	386
1985-86	433
1986-87	437
1987-88	500
1988-89	484
1989-90	530
1990-91	551
1991-92	576
1992-93	652

* - FIRST DEGREES GRANTED THIS YEAR
 ALL FOOTNOTES WILL APPEAR AT THE END OF THE REPORT (SEE PAGE 183)

DEGREES GRANTED, 1949-50 THROUGH 1992-93
HERKIMER COUNTY COMMUNITY COLLEGE

Y E A R	A S S O C I A T E
1949-50	-
1950-51	-
1951-52	-
1952-53	-
1953-54	-
1954-55	-
1955-56	-
1956-57	-
1957-58	-
1958-59	-
1959-60	-
1960-61	-
1961-62	-
1962-63	-
1963-64	-
1964-65	-
1965-66	-
1966-67	-
1967-68	-
1968-69+	88
1969-70	110
1970-71	139
1971-72	172
1972-73	253
1973-74	294
1974-75	293
1975-76	320
1976-77	343
1977-78	401
1978-79	429
1979-80	447
1980-81	493
1981-82	456
1982-83	445
1983-84	467
1984-85	457
1985-86	489
1986-87	474
1987-88	505
1988-89	450
1989-90	481
1990-91	560
1991-92	542
1992-93	521

DEGREES GRANTED, 1949-50 THROUGH 1992-93

HUDSON VALLEY COMMUNITY COLLEGE

Y E A R	A S S O C I A T E
---------	-------------------

1949-50	-
1950-51	-
1951-52	-
1952-53	-
1953-54	-
1954-55+	73
1955-56	193
1956-57	239
1957-58	193
1958-59	224
1959-60	214
1960-61	190
1961-62	265
1962-63	333
1963-64	411
1964-65	533
1965-66	669
1966-67	681
1967-68	825
1968-69	960
1969-70	939
1970-71	984
1971-72	1215
1972-73	1284
1973-74	1331
1974-75	1502
1975-76	1478
1976-77	1379
1977-78	1443
1978-79	1455
1979-80	1509
1980-81	1393
1981-82	1479
1982-83	1320
1983-84	1624
1984-85	1468
1985-86	1573
1986-87	1523
1987-88	1372
1988-89	1484
1989-90	1489
1990-91	1589
1991-92	1518
1992-93	1613

+ - FIRST DEGREES GRANTED THIS YEAR
ALL FOOTNOTES WILL APPEAR AT THE END OF THE REPORT (SEE PAGE 183)

94/1470-65

DEGREES GRANTED, 1949-50 THROUGH 1992-93

JAMESTOWN COMMUNITY COLLEGE

Y E A R	A S S O C I A T E
1949-50	-
1950-51	-
1951-52	-
1952-53	-
1953-54+	19
1954-55	21
1955-56	25
1956-57	43
1957-58	40
1958-59	57
1959-60	84
1960-61	81
1961-62	95
1962-63	93
1963-64	98
1964-65	123
1965-66	133
1966-67	172
1967-68	213
1968-69	238
1969-70	295
1970-71	468
1971-72	495
1972-73	553
1973-74	538
1974-75	566
1975-76	538
1976-77	621
1977-78	613
1978-79	555
1979-80	596
1980-81	517
1981-82	675
1982-83	678
1983-84	670
1984-85	624
1985-86	607
1986-87	603
1987-88	545
1988-89	603
1989-90	683
1990-91	713
1991-92	726
1992-93	762

+ - FIRST DEGREES GRANTED THIS YEAR
ALL FOOTNOTES WILL APPEAR AT THE END OF THE REPORT (SEE PAGE 183)

DEGREES GRANTED, 1949-50 THROUGH 1992-93

JEFFERSON COMMUNITY COLLEGE

Y E A R	A S S O C I A T E
---------	-------------------

1949-50	-
1950-51	-
1951-52	-
1952-53	-
1953-54	-
1954-55	-
1955-56	-
1956-57	-
1957-58	-
1958-59	-
1959-60	-
1960-61	-
1961-62	-
1962-63	-
1963-64	-
1964-65+	36
1965-66	120
1966-67	164
1967-68	179
1968-69	205
1969-70	240
1970-71	304
1971-72	330
1972-73	371
1973-74	290
1974-75	273
1975-76	281
1976-77	279
1977-78	237
1978-79	266
1979-80	230
1980-81	287
1981-82	314
1982-83	339
1983-84	325
1984-85	325
1985-86	345
1986-87	311
1987-88	303
1988-89	311
1989-90	408
1990-91	422
1991-92	452
1992-93	449

+ - FIRST DEGREES GRANTED THIS YEAR
 ALL FOOTNOTES WILL APPEAR AT THE END OF THE REPORT (SEE PAGE 183)

94/1470-67

325

DEGREES GRANTED, 1949-50 THROUGH 1992-93
MOHAWK VALLEY COMMUNITY COLLEGE

Y E A R	A S S O C I A T E
1949-50	135
1950-51	204
1951-52	146
1952-53	142
1953-54	135
1954-55	112
1955-56	95
1956-57	167
1957-58	213
1958-59	181
1959-60	239
1960-61	228
1961-62	273
1962-63	352
1963-64	312
1964-65	307
1965-66	349
1966-67	439
1967-68	465
1968-69	422
1969-70	446
1970-71	579
1971-72	751
1972-73	720
1973-74	711
1974-75	679
1975-76	800
1976-77	854
1977-78	1161
1978-79	868
1979-80	809
1980-81	898
1981-82	1001
1982-83	996
1983-84	946
1984-85	968
1985-86	997
1986-87	865
1987-88	928
1988-89	774
1989-90	944
1990-91	949
1991-92	898
1992-93	868

ALL FOOTNOTES WILL APPEAR AT THE END OF THE REPORT (SEE PAGE 183)

DEGREES GRANTED, 1949-50 THROUGH 1992-93

MONROE COMMUNITY COLLEGE

Y E A R	A S S O C I A T E
---------	-------------------

1949-50	-
1950-51	-
1951-52	-
1952-53	-
1953-54	-
1954-55	-
1955-56	-
1956-57	-
1957-58	-
1958-59	-
1959-60	-
1960-61	-
1961-62	-
1962-63	-
1963-64+	63
1964-65	189
1965-66	286
1966-67	297
1967-68	450
1968-69	818
1969-70	892
1970-71	1286
1971-72	1371
1972-73	1477
1973-74	1599
1974-75	1770
1975-76	1754
1976-77	1721
1977-78	1669
1978-79	1551
1979-80	1417
1980-81	1611
1981-82	1585
1982-83	1643
1983-84	1702
1984-85	1713
1985-86	1711
1986-87	1632
1987-88	1666
1988-89	1765
1989-90	1882
1990-91	2038
1991-92	2131
1992-93	1926

+ - FIRST DEGREES GRANTED THIS YEAR
 ALL FOOTNOTES WILL APPEAR AT THE END OF THE REPORT (SEE PAGE 183)

DEGREES GRANTED, 1949-50 THROUGH 1992-93

NASSAU COMMUNITY COLLEGE

Y E A R	A S S O C I A T E
1949-50	-
1950-51	-
1951-52	-
1952-53	-
1953-54	-
1954-55	-
1955-56	-
1956-57	-
1957-58	-
1958-59	-
1959-60	-
1960-61	-
1961-62+	163
1962-63	189
1963-64	221
1964-65	395
1965-66	605
1966-67	884
1967-68	994
1968-69	1294
1969-70	1904
1970-71	2202
1971-72	2708
1972-73	3162
1973-74	3376
1974-75	3300
1975-76	3141
1976-77	3104
1977-78	2855
1978-79	2841
1979-80	2911
1980-81	3127
1981-82	3175
1982-83	3114
1983-84	3054
1984-85	3148
1985-86	3084
1986-87	2889
1987-88	2833
1988-89	2769
1989-90	2849
1990-91	2969
1991-92	3139
1992-93	2954

+ - FIRST DEGREES GRANTED THIS YEAR
 ALL FOOTNOTES WILL APPEAR AT THE END OF THE REPORT (SEE PAGE 183)

NIAGARA COUNTY COMMUNITY COLLEGE

Y E A R	A S S O C I A T E
1949-50	-
1950-51	-
1951-52	-
1952-53	-
1953-54	-
1954-55	-
1955-56	-
1956-57	-
1957-58	-
1958-59	-
1959-60	-
1960-61	-
1961-62	-
1962-63	-
1963-64	-
1964-65+	139
1965-66	264
1966-67	331
1967-68	401
1968-69	493
1969-70	502
1970-71	602
1971-72	643
1972-73	602
1973-74	647
1974-75	727
1975-76	730
1976-77	825
1977-78	757
1978-79	698
1979-80	654
1980-81	684
1981-82	726
1982-83	713
1983-84	695
1984-85	688
1985-86	674
1986-87	668
1987-88	635
1988-89	605
1989-90	713
1990-91	804
1991-92	761
1992-93	804

+ - FIRST DEGREES GRANTED THIS YEAR
 ALL FOOTNOTES WILL APPEAR AT THE END OF THE REPORT (SEE PAGE 183)



DEGREES GRANTED, 1949-50 THROUGH 1992-93
NORTH COUNTRY COMMUNITY COLLEGE

Y E A R	A S S O C I A T E
1949-50	-
1950-51	-
1951-52	-
1952-53	-
1953-54	-
1954-55	-
1955-56	-
1956-57	-
1957-58	-
1958-59	-
1959-60	-
1960-61	-
1961-62	-
1962-63	-
1963-64	-
1964-65	-
1965-66	-
1966-67	-
1967-68	-
1968-69+	1
1969-70	103
1970-71	126
1971-72	129
1972-73	131
1973-74	134
1974-75	143
1975-76	163
1976-77	158
1977-78	146
1978-79	128
1979-80	142
1980-81	140
1981-82	133
1982-83	129
1983-84	159
1984-85	192
1985-86	212
1986-87	222
1987-88	163
1988-89	212
1989-90	229
1990-91	224
1991-92	209
1992-93	265

+ - FIRST DEGREES GRANTED THIS YEAR
ALL FOOTNOTES WILL APPEAR AT THE END OF THE REPORT (SEE PAGE 183)

DEGREES GRANTED, 1949-50 THROUGH 1992-93

ONONDAGA COMMUNITY COLLEGE

Y E A R	A S S O C I A T E
1949-50	-
1950-51	-
1951-52	-
1952-53	-
1953-54	-
1954-55	-
1955-56	-
1956-57	-
1957-58	-
1958-59	-
1959-60	-
1960-61	-
1961-62	-
1962-63	-
1963-64+	177
1964-65	149
1965-66	193
1966-67	193
1967-68	190
1968-69	247
1969-70	364
1970-71	405
1971-72	546
1972-73	634
1973-74	665
1974-75	742
1975-76	724
1976-77	773
1977-78	787
1978-79	774
1979-80	825
1980-81	795
1981-82	952
1982-83	892
1983-84	963
1984-85	921
1985-86	867
1986-87	815
1987-88	901
1988-89	870
1989-90	905
1990-91	917
1991-92	1118
1992-93	1052

+ - FIRST DEGREES GRANTED THIS YEAR
 ALL FOOTNOTES WILL APPEAR AT THE END OF THE REPORT (SEE PAGE 183)

94/1470-73



DEGREES GRANTED, 1949-50 THROUGH 1992-93

ORANGE COUNTY COMMUNITY COLLEGE

Y E A R	A S S O C I A T E
1949-50	-
1950-51	-
1951-52	-
1952-53	-
1953-54+	99
1954-55	124
1955-56	135
1956-57	142
1957-58	123
1958-59	123
1959-60	144
1960-61	221
1961-62	233
1962-63	255
1963-64	224
1964-65	220
1965-66	250
1966-67	354
1967-68	397
1968-69	426
1969-70	369
1970-71	407
1971-72	599
1972-73	508
1973-74	609
1974-75	637
1975-76	702
1976-77	630
1977-78	624
1978-79	614
1979-80	656
1980-81	686
1981-82	610
1982-83	695
1983-84	661
1984-85	697
1985-86	658
1986-87	570
1987-88	571
1988-89	571
1989-90	570
1990-91	638
1991-92	768
1992-93	767

+ - FIRST DEGREES GRANTED THIS YEAR
ALL FOOTNOTES WILL APPEAR AT THE END OF THE REPORT (SEE PAGE 183)

94/1470-74

DEGREES GRANTED, 1949-50 THROUGH 1992-93

ROCKLAND COMMUNITY COLLEGE

Y E A R	A S S O C I A T E
1949-50	-
1950-51	-
1951-52	-
1952-53	-
1953-54	-
1954-55	-
1955-56	-
1956-57	-
1957-58	-
1958-59	-
1959-60	-
1960-61+	39
1961-62	64
1962-63	102
1963-64	105
1964-65	149
1965-66	209
1966-67	327
1967-68	313
1968-69	481
1969-70	524
1970-71	639
1971-72	734
1972-73	821
1973-74	823
1974-75	956
1975-76	1218
1976-77	1139
1977-78	723
1978-79	985
1979-80	988
1980-81	884
1981-82	902
1982-83	868
1983-84	789
1984-85	914
1985-86	813
1986-87	760
1987-88	737
1988-89	703
1989-90	792
1990-91	931
1991-92	1031
1992-93	1009

+ - FIRST DEGREES GRANTED THIS YEAR
 ALL FOOTNOTES WILL APPEAR AT THE END OF THE REPORT (SEE PAGE 183)



DEGREES GRANTED, 1949-50 THROUGH 1992-93
 SCHENECTADY COUNTY COMMUNITY COLLEGE

Y E A R	A S S O C I A T E
1949-50	-
1950-51	-
1951-52	-
1952-53	-
1953-54	-
1954-55	-
1955-56	-
1956-57	-
1957-58	-
1958-59	-
1959-60	-
1960-61	-
1961-62	-
1962-63	-
1963-64	-
1964-65	-
1965-66	-
1966-67	-
1967-68	-
1968-69	-
1969-70	-
1970-71+	127
1971-72	183
1972-73	191
1973-74	144
1974-75	140
1975-76	168
1976-77	209
1977-78	239
1978-79	401
1979-80	252
1980-81	239
1981-82	330
1982-83	318
1983-84	399
1984-85	437
1985-86	391
1986-87	340
1987-88	312
1988-89	356
1989-90	359
1990-91	339
1991-92	359
1992-93	401

+ - FIRST DEGREES GRANTED THIS YEAR
 ALL FOOTNOTES WILL APPEAR AT THE END OF THE REPORT (SEE PAGE 183)

94/1470-76



DEGREES GRANTED, 1949-50 THROUGH 1992-93
SUFFOLK COUNTY COMMUNITY COLLEGE

Y E A R	A S S O C I A T E
1949-50	-
1950-51	-
1951-52	-
1952-53	-
1953-54	-
1954-55	-
1955-56	-
1956-57	-
1957-58	-
1958-59	-
1959-60	-
1960-61	-
1961-62*	48
1962-63	107
1963-64	160
1964-65	266
1965-66	310
1966-67	477
1967-68	583
1968-69	774
1969-70	910
1970-71	1242
1971-72	1378
1972-73	1542
1973-74	1835
1974-75	1817
1975-76	2057
1976-77	2209
1977-78	2177
1978-79	2309
1979-80	2350
1980-81	2360
1981-82	2421
1982-83	2316
1983-84	2272
1984-85	2141
1985-86	2111
1986-87	2027
1987-88	1987
1988-89	1704
1989-90	2078
1990-91	2310
1991-92	2567
1992-93	2162

* - FIRST DEGREES GRANTED THIS YEAR
ALL FOOTNOTES WILL APPEAR AT THE END OF THE REPORT (SEE PAGE 183)

DEGREES GRANTED, 1949-50 THROUGH 1992-93

SULLIVAN COUNTY COMMUNITY COLLEGE

Y E A R	A S S O C I A T E
---------	-------------------

1949-50	-
1950-51	-
1951-52	-
1952-53	-
1953-54	-
1954-55	-
1955-56	-
1956-57	-
1957-58	-
1958-59	-
1959-60	-
1960-61	-
1961-62	-
1962-63	-
1963-64	-
1964-65+	28
1965-66	78
1966-67	128
1967-68	248
1968-69	230
1969-70	216
1970-71	187
1971-72	207
1972-73	180
1973-74	230
1974-75	261
1975-76	284
1976-77	237
1977-78	291
1978-79	287
1979-80	238
1980-81	232
1981-82	286
1982-83	273
1983-84	246
1984-85	245
1985-86	265
1986-87	287
1987-88	274
1988-89	302
1989-90	305
1990-91	348
1991-92	332
1992-93	340

+ - FIRST DEGREES GRANTED THIS YEAR
 ALL FOOTNOTES WILL APPEAR AT THE END OF THE REPORT (SEE PAGE 183)

94/1470-78



DEGREES GRANTED, 1949-50 THROUGH 1992-93
 TOMPKINS-CORTLAND COMMUNITY COLLEGE

Y E A R	A S S O C I A T E
1949-50	-
1950-51	-
1951-52	-
1952-53	-
1953-54	-
1954-55	-
1955-56	-
1956-57	-
1957-58	-
1958-59	-
1959-60	-
1960-61	-
1961-62	-
1962-63	-
1963-64	-
1964-65	-
1965-66	-
1966-67	-
1967-68	-
1968-69+	1
1969-70	56
1970-71	121
1971-72	159
1972-73	132
1973-74	89
1974-75	168
1975-76	210
1976-77	315
1977-78	328
1978-79	309
1979-80	314
1980-81	347
1981-82	312
1982-83	367
1983-84	395
1984-85	377
1985-86	368
1986-87	343
1987-88	317
1988-89	339
1989-90	343
1990-91	371
1991-92	405
1992-93	423

+ - FIRST DEGREES GRANTED THIS YEAR
 ALL FOOTNOTES WILL APPEAR AT THE END OF THE REPORT (SEE PAGE 183)



DEGREES GRANTED, 1949-50 THROUGH 1992-93

ULSTER COUNTY COMMUNITY COLLEGE

Y E A R	A S S O C I A T E
---------	-------------------

1949-50	-
1950-51	-
1951-52	-
1952-53	-
1953-54	-
1954-55	-
1955-56	-
1956-57	-
1957-58	-
1958-59	-
1959-60	-
1960-61	-
1961-62	-
1962-63	-
1963-64	-
1964-65+	44
1965-66	69
1966-67	87
1967-68	144
1968-69	169
1969-70	206
1970-71	297
1971-72	343
1972-73	380
1973-74	337
1974-75	327
1975-76	371
1976-77	417
1977-78	450
1978-79	404
1979-80	328
1980-81	414
1981-82	419
1982-83	456
1983-84	450
1984-85	434
1985-86	433
1986-87	411
1987-88	366
1988-89	409
1989-90	427
1990-91	510
1991-92	524
1992-93	543



DEGREES GRANTED, 1949-50 THROUGH 1992-93
WESTCHESTER COMMUNITY COLLEGE

Y E A R	A S S O C I A T E
1949-50	160
1950-51	161
1951-52	161
1952-53	326
1953-54	208
1954-55	186
1955-56	225
1956-57	214
1957-58	178
1958-59	192
1959-60	252
1960-61	214
1961-62	288
1962-63	304
1963-64	340
1964-65	364
1965-66	380
1966-67	394
1967-68	474
1968-69	584
1969-70	667
1970-71	739
1971-72	739
1972-73	857
1973-74	833
1974-75	908
1975-76	947
1976-77	1012
1977-78	982
1978-79	883
1979-80	833
1980-81	807
1981-82	829
1982-83	817
1983-84	739
1984-85	706
1985-86	677
1986-87	667
1987-88	675
1988-89	678
1989-90	665
1990-91	739
1991-92	840
1992-93	863

ALL FOOTNOTES WILL APPEAR AT THE END OF THE REPORT (SEE PAGE 183)

DEGREES GRANTED, 1949-50 THROUGH 1992-93
 COMMUNITY COLLEGES UNDER THE SPONSORSHIP OF
 THE NEW YORK CITY BOARD OF EDUCATION

Y E A R	A S S O C I A T E
1949-50	822
1950-51	711
1951-52	1130
1952-53	677
1953-54	791
1954-55	917
1955-56	812
1956-57	874
1957-58	997
1958-59	1032
1959-60	1047
1960-61	1327
1961-62	1506
1962-63	1689
1963-64	1670
1964-65	1846
1965-66	2563
1966-67	3251
1967-68	3777
1968-69	4459
1969-70	5289
1970-71	6106
1971-72	7037
1972-73	8335
1973-74	9286
1974-75	9653

DEGREES GRANTED, 1949-50 THROUGH 1992-93
 BOROUGH OF MANHATTAN COMMUNITY COLLEGE

Y E A R	A S S O C I A T E
1949-50	-
1950-51	-
1951-52	-
1952-53	-
1953-54	-
1954-55	-
1955-56	-
1956-57	-
1957-58	-
1958-59	-
1959-60	-
1960-61	-
1961-62	-
1962-63	-
1963-64	-
1964-65	-
1965-66+	163
1966-67	275
1967-68	490
1968-69	551
1969-70	711
1970-71	883
1971-72	882
1972-73	1222
1973-74	1342
1974-75	1084

+ - FIRST DEGREES GRANTED THIS YEAR
 ALL FOOTNOTES WILL APPEAR AT THE END OF THE REPORT (SEE PAGE 183)

94/1470-83



DEGREES GRANTED, 1949-50 THROUGH 1992-93

BRONX COMMUNITY COLLEGE

Y E A R	A S S O C I A T E
1949-50	-
1950-51	-
1951-52	-
1952-53	-
1953-54	-
1954-55	-
1955-56	-
1956-57	-
1957-58	-
1958-59	-
1959-60	-
1960-61+	227
1961-62	271
1962-63	318
1963-64	344
1964-65	382
1965-66	478
1966-67	633
1967-68	689
1968-69	690
1969-70	695
1970-71	845
1971-72	1150
1972-73	1247
1973-74	1323
1974-75	1256

350

+ - FIRST DEGREES GRANTED THIS YEAR
 ALL FOOTNOTES WILL APPEAR AT THE END OF THE REPORT (SEE PAGE 183)

94/1470-84

360

DEGREES GRANTED, 1949-50 THROUGH 1992-93

HOSTOS COMMUNITY COLLEGE

Y E A R	A S S O C I A T E
---------	-------------------

1949-50	-
1950-51	-
1951-52	-
1952-53	-
1953-54	-
1954-55	-
1955-56	-
1956-57	-
1957-58	-
1958-59	-
1959-60	-
1960-61	-
1961-62	-
1962-63	-
1963-64	-
1964-65	-
1965-66	-
1966-67	-
1967-68	-
1968-69	-
1969-70	-
1970-71	-
1971-72*	96
1972-73	176
1973-74	181
1974-75	201

* - FIRST DEGREES GRANTED THIS YEAR
 ALL FOOTNOTES WILL APPEAR AT THE END OF THE REPORT (SEE PAGE 183)

DEGREES GRANTED, 1949-50 THROUGH 1992-93
KINGSBROUGH COMMUNITY COLLEGE

Y E A R	A S S O C I A T E
1949-50	-
1950-51	-
1951-52	-
1952-53	-
1953-54	-
1954-55	-
1955-56	-
1956-57	-
1957-58	-
1958-59	-
1959-60	-
1960-61	-
1961-62	-
1962-63	-
1963-64	-
1964-65	-
1965-66+	184
1966-67	420
1967-68	444
1968-69	518
1969-70	782
1970-71	818
1971-72	883
1972-73	1046
1973-74	1282
1974-75	1399

DEGREES GRANTED, 1949-50 THROUGH 1992-93

LA GUARDIA COMMUNITY COLLEGE

Y E A R	A S S O C I A T E
---------	-------------------

1949-50	-
1950-51	-
1951-52	-
1952-53	-
1953-54	-
1954-55	-
1955-56	-
1956-57	-
1957-58	-
1958-59	-
1959-60	-
1960-61	-
1961-62	-
1962-63	-
1963-64	-
1964-65	-
1965-66	-
1966-67	-
1967-68	-
1968-69	-
1969-70	-
1970-71	-
1971-72	-
1972-73	-
1973-74+	356
1974-75	636

+ - FIRST DEGREES GRANTED THIS YEAR
 ALL FOOTNOTES WILL APPEAR AT THE END OF THE REPORT (SEE PAGE 183)

94/1470-87

DEGREES GRANTED, 1949-50 THROUGH 1992-93
NEW YORK CITY COMMUNITY COLLEGE

Y E A R	A S S O C I A T E
1949-50	822
1950-51	711
1951-52	1130
1952-53	677
1953-54	791
1954-55	917
1955-56	812
1956-57	874
1957-58	956
1958-59	966
1959-60	985
1960-61	1000
1961-62	1030
1962-63	1066
1963-64	996
1964-65	1100
1965-66	1154
1966-67	1233
1967-68	1369
1968-69	1530
1969-70	1534
1970-71	1669
1971-72	1951
1972-73	2256
1973-74	2262
1974-75	2306

DEGREES GRANTED, 1949-50 THROUGH 1992-93

QUEENSBOROUGH COMMUNITY COLLEGE

Y E A R	A S S O C I A T E
1949-50	-
1950-51	-
1951-52	-
1952-53	-
1953-54	-
1954-55	-
1955-56	-
1956-57	-
1957-58	-
1958-59	-
1959-60	-
1960-61	-
1961-62+	93
1962-63	161
1963-64	169
1964-65	178
1965-66	310
1966-67	368
1967-68	453
1968-69	769
1969-70	956
1970-71	1138
1971-72	1278
1972-73	1348
1973-74	1224
1974-75	1385

+ - FIRST DEGREES GRANTED THIS YEAR
 ALL FOOTNOTES WILL APPEAR AT THE END OF THE REPORT (SEE PAGE 183)



DEGREES GRANTED, 1949-50 THROUGH 1992-93

STATEN ISLAND COMMUNITY COLLEGE

Y E A R	A S S O C I A T E
1949-50	-
1950-51	-
1951-52	-
1952-53	-
1953-54	-
1954-55	-
1955-56	-
1956-57	-
1957-58+	41
1958-59	66
1959-60	62
1960-61	100
1961-62	112
1962-63	144
1963-64	161
1964-65	186
1965-66	274
1966-67	322
1967-68	332
1968-69	401
1969-70	611
1970-71	753
1971-72	797
1972-73	1040
1973-74	1316
1974-75	1386

371

372

+ - FIRST DEGREES GRANTED THIS YEAR
ALL FOOTNOTES WILL APPEAR AT THE END OF THE REPORT (SEE PAGE 183)

94/1470-90

DEGREES GRANTED, 1949-50 THROUGH 1952-53
 ASSOCIATED COLLEGES OF UPPER NEW YORK

Y E A R	B A C H E L O R S
---------	-------------------

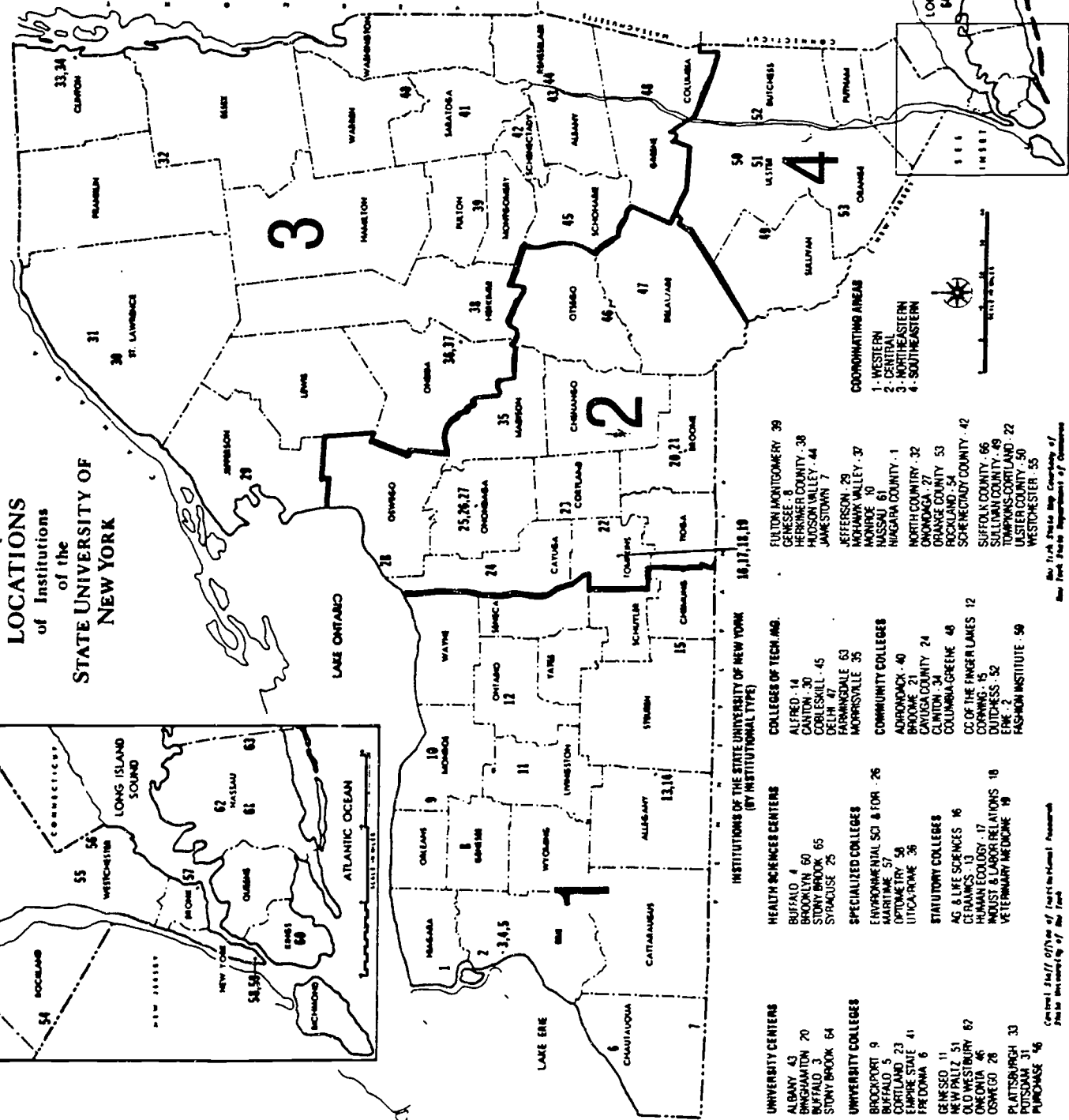
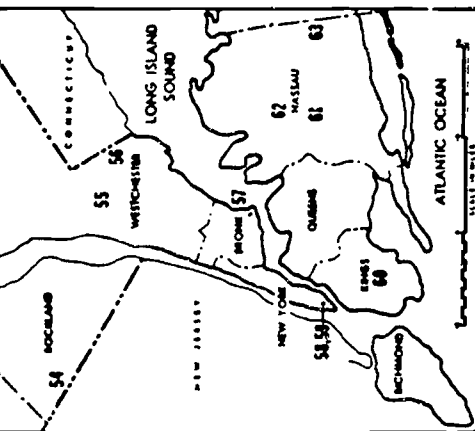
1949-50	-
1950-51	-
1951-52+	246
1952-53	190

+ - FIRST DEGREES GRANTED THIS YEAR
 ALL FOOTNOTES WILL APPEAR AT THE END OF THE REPORT (SEE PAGE 183)

94/1470-91

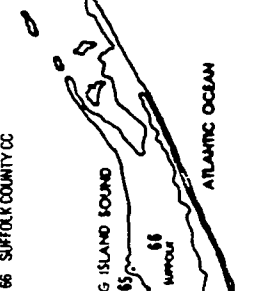
APPENDIX

LOCATIONS of Institutions of the STATE UNIVERSITY OF NEW YORK



- INSTITUTIONS OF THE STATE UNIVERSITY OF NEW YORK (ALPHABETIC LISTING)**
1. NIAGARA COUNTY CC
 2. ERIE CC
 3. SUNY AT BUFFALO
 4. BUFFALO HEALTH SCIENCES CENTER
 5. SUNY COLLEGE AT BUFFALO
 6. SUNY COLLEGE AT FREDONIA
 7. SUNY COLLEGE AT BROOKPORT
 8. SUNY COLLEGE AT BROOKLYN
 9. SUNY COLLEGE AT BROOKLYN
 10. SUNY COLLEGE AT BROOKLYN
 11. SUNY COLLEGE AT BROOKLYN
 12. SUNY COLLEGE AT BROOKLYN
 13. SUNY COLLEGE AT BROOKLYN
 14. SUNY COLLEGE AT BROOKLYN
 15. SUNY COLLEGE AT BROOKLYN
 16. SUNY COLLEGE AT BROOKLYN
 17. SUNY COLLEGE AT BROOKLYN
 18. SUNY COLLEGE AT BROOKLYN
 19. SUNY COLLEGE AT BROOKLYN
 20. SUNY COLLEGE AT BROOKLYN
 21. SUNY COLLEGE AT BROOKLYN
 22. SUNY COLLEGE AT BROOKLYN
 23. SUNY COLLEGE AT BROOKLYN
 24. SUNY COLLEGE AT BROOKLYN
 25. SUNY COLLEGE AT BROOKLYN
 26. SUNY COLLEGE AT BROOKLYN
 27. SUNY COLLEGE AT BROOKLYN
 28. SUNY COLLEGE AT BROOKLYN
 29. SUNY COLLEGE AT BROOKLYN
 30. SUNY COLLEGE AT BROOKLYN
 31. SUNY COLLEGE AT BROOKLYN
 32. SUNY COLLEGE AT BROOKLYN
 33. SUNY COLLEGE AT BROOKLYN
 34. SUNY COLLEGE AT BROOKLYN
 35. SUNY COLLEGE AT BROOKLYN
 36. SUNY COLLEGE AT BROOKLYN
 37. SUNY COLLEGE AT BROOKLYN
 38. SUNY COLLEGE AT BROOKLYN
 39. SUNY COLLEGE AT BROOKLYN
 40. SUNY COLLEGE AT BROOKLYN
 41. SUNY COLLEGE AT BROOKLYN
 42. SUNY COLLEGE AT BROOKLYN
 43. SUNY COLLEGE AT BROOKLYN
 44. SUNY COLLEGE AT BROOKLYN
 45. SUNY COLLEGE AT BROOKLYN
 46. SUNY COLLEGE AT BROOKLYN
 47. SUNY COLLEGE AT BROOKLYN
 48. SUNY COLLEGE AT BROOKLYN
 49. SUNY COLLEGE AT BROOKLYN
 50. SUNY COLLEGE AT BROOKLYN
 51. SUNY COLLEGE AT BROOKLYN
 52. SUNY COLLEGE AT BROOKLYN
 53. SUNY COLLEGE AT BROOKLYN
 54. SUNY COLLEGE AT BROOKLYN
 55. SUNY COLLEGE AT BROOKLYN
 56. SUNY COLLEGE AT BROOKLYN
 57. SUNY COLLEGE AT BROOKLYN
 58. SUNY COLLEGE AT BROOKLYN
 59. SUNY COLLEGE AT BROOKLYN
 60. SUNY COLLEGE AT BROOKLYN
 61. SUNY COLLEGE AT BROOKLYN
 62. SUNY COLLEGE AT BROOKLYN
 63. SUNY COLLEGE AT BROOKLYN
 64. SUNY COLLEGE AT BROOKLYN
 65. SUNY COLLEGE AT BROOKLYN
 66. SUNY COLLEGE AT BROOKLYN

- INSTITUTIONS OF THE STATE UNIVERSITY OF NEW YORK (BY INSTITUTIONAL TYPE)**
- UNIVERSITY CENTERS**
 - ALBANY 43
 - BINGHAMTON 20
 - BUFFALO 3
 - STONY BROOK 64
 - UNIVERSITY COLLEGES**
 - BROOKPORT 9
 - BUFFALO 5
 - CANTON 30
 - DELHI 47
 - FREDONIA 6
 - NEW PALM 51
 - OLD WESTBURY 67
 - ONEONTA 46
 - OSWEGO 28
 - PLATTSBURGH 33
 - POTSDAM 31
 - PURCHASE 46
 - HEALTH SCIENCES CENTERS**
 - BUFFALO 4
 - BROOKLYN 60
 - STONY BROOK 65
 - SYRACUSE 25
 - SPECIALIZED COLLEGES**
 - ENVIRONMENTAL SCI & FOR 26
 - ARTS & SCIENCES 48
 - UTICA/RHINE 36
 - STATUTORY COLLEGES
 - AG & LIFE SCIENCES 16
 - CEFRANKS 13
 - HUMAN ECOLOGY 17
 - INDUST & LABOR RELATIONS 10
 - VETERINARY MEDICINE 19
 - COLLEGES OF TECH. AND COMMUNITY COLLEGES**
 - ALFRED 14
 - CANTON 30
 - COBLESKILL 45
 - DELHI 47
 - FARMINGDALE 63
 - MORRISVILLE 35
 - COMMUNITY COLLEGES
 - ADIRONDACK 40
 - BROOKPORT 21
 - CANTON 24
 - COLUMBIA-GREENE 48
 - CC OF THE FINGER LAKES 12
 - CORNING 15
 - DUTCHESS 52
 - EPK 2
 - FASHION INSTITUTE 59



COORDINATING AREAS

1. WESTERN
2. CENTRAL
3. NORTH-EASTERN
4. SOUTH-EASTERN

Map of Long Island Sound and Environs of the State University of New York



Chronology of Dates of Establishment of Institutions of the State University of New York

1811 to 1900

1901 to 1979

*1948

		11-12	21-30	31-40	41-50	51-60	61-70	71-80	81-90	91-100	01-10	11-20	21-30	31-40	41-50	51-60	61-70	71-79	
29	State University Number of Institutions														34	43	64	66	
X	University Centers																		
	Albany				1844 ^b										1946 ^c				
	Binghamton														1950 ^c				
	Buffalo				1846														
	Stony Brook															1957 ^{bc}		1962 ^{bc}	
	University Colleges																		
X	Brockport				1841		1867 ^b												
X	Buffalo						1867 ^b												
X	Cortland						1868 ^b												
	Empire State																		1971 ^{bc}
X	Fredonia		1826				1866 ^b												
X	Genesee							1871 ^b											
X	New Paltz		1828																
	Old Westbury																		1965 ^{bc}
X	Oneonta																		
X	Oswego						1861 ^b												
							1867 ^b												
X	Plattsburgh																		
X	Potadarn		1816				1867 ^b												
	Purchase																		1965 ^{bc}
	Health Science Centers																		
	Buffalo				1846														
	Brooklyn					1868										1950 ^{bc}			1962 ^{bc}
	Stony Brook																		1970 ^{bc}
	Syracuse			1834												1950 ^{bc}			
	Specialized Colleges																		
X	Environmental Science and Forestry																		1911 ^b
X	Maritime																		1913 ^b
	Optometry																		
	Utica/Rome																		1966 ^{bc} 1971 ^{bc}
	Statutory Colleges																		
X	Agriculture and Life Sci.																		1900 ^b 1904 ^b
X	Ceramics																		
X	Human Ecology																		1925 ^b
X	Industrial & Labor Rel.																		1944 ^b
X	Veterinary Medicine																		1894 ^b
	Colleges of Technology/Agriculture																		
X	Alfred																		1906 ^b
X	Canton																		1906 ^b
X	Cobleskill																		1911 ^b
X	Delhi																		1913 ^b
X	Farmingdale																		1912 ^b
X	Moraville																		1906 ^b
	Community Colleges																		
X	Adirondack																		1946 ^b 1949 ^{bc}
	Broome																		1946 ^b
	Cayuga County																		1953 ^{bc}
	Clemon																		1966 ^{bc}
	Columbia-Greene																		1966 ^{bc}
	Community College of the Finger Lakes																		1968 ^{bc}
	Corning																		1956 ^{bc}
	Dutchess																		1957 ^{bc}
X	Erie																		1946 ^{bc}
	Fashion Institute																		1944
	Fulton-Montgomery																		1963 ^{bc}
	Genesee																		1964 ^{bc}
	Herkimer County																		1968 ^{bc}
	Hudson Valley																		1945 ^{bc} 1963 ^{bc}
	Jamestown																		1950 ^{bc}
	Jefferson																		1961 ^{bc}
X	Mohawk Valley																		1946 ^b 1961 ^{bc}
	Monroe																		1961 ^{bc}
	Nassau																		1966 ^{bc}
X ^d	New York City																		1946
	Niagara County																		1962 ^{bc}
	North Country																		1967 ^{bc}
	Oranaga																		1961 ^{bc}
	Orange County																		1960 ^{bc}
	Rockland																		1960 ^{bc}
	Schenectady County																		1967 ^{bc} 1969 ^{bc}
	Suffolk County																		1967 ^{bc} 1969 ^{bc}
	Sullivan County																		1962 ^{bc}
	Tompkins-Cortland																		1967 ^{bc}
	Ulster County																		1961 ^{bc}
X	Westchester																		1946 ^b

CPA-67

FOOTNOTES

^aOriginal constituent institutions of the State University of New York at its establishment in 1948.

^bDate of establishment as a state college or institution.

^cDate of incorporation into State University of New York.

^dAs of July 1, 1975, New York City Community College and the other community colleges (not shown here) sponsored by the New York City Board of Higher Education were no longer a part of the State University of New York.

NOTE: Dates preceding date indicated for establishment as a state college or institution refer to institutional antecedents of the present college or university. These may have been private institutions or controlled by a governmental entity other than the state. Intermediate institutional developments such as other college affiliation or date of first baccalaureate program offering have been omitted for the sake of brevity.

*The Health Sciences Centers at Buffalo and Stony Brook are shown separately here from their respective core campuses.

PUBLICATIONS LIST

**PUBLICATION LIST
CENTRAL STAFF OFFICE OF INSTITUTIONAL RESEARCH**

* Indicates OUT OF PRINT

REPORT TITLE

YEARS

ACADEMIC LIBRARY STATISTICS (Now done as a STATISTICAL RELEASE.)	DATA YEAR	1967-1969	1969-1970	1972-1975	1976-1977	1978-1979
	RPT. NO.	*8	*18	*12-76	*12-78	*12-80
•	DATA YEAR	1980-1983				
•	RPT. NO.	12-84				

AGE GROUP AND SEX OF STUDENTS	DATA YEAR	1974	1975	1976	1977	1978	
	RPT. NO.	*8-75	*8-76	*8-77	8-78	8-79	
	•	DATA YEAR	1979	1980	1981	1982	1983
	•	RPT. NO.	8-81	8-82	8-83	8-84	8-84A
•	DATA YEAR	1984	1985	1986	1987	1988	
•	RPT. NO.	8-85	8-86	8-87	8-88	8-89	
•	DATA YEAR	1989	1990	1991	1992	1993	
•	RPT. NO.	8-90	8-91	8-92	8-93	8-94	

APPLICATION AND ENROLLMENT PATTERNS OF TRANSFER STUDENTS	DATA YEAR	1970	1971	1972	1973	1974	
	RPT. NO.	*15	*20	*41	*6-75	*6-78	
	•	DATA YEAR	1975	1976 & 1977	1978	1979	1983
	•	RPT. NO.	6-76A	6-79	6-80	6-81	6-84
•	DATA YEAR	1984	1985	1986	1987	1988	
•	RPT. NO.	6-85	6-86	6-87	6-88	6-89	
•	DATA YEAR	1989	1990	1991	1992		
•	RPT. NO.	6-90	6-91	6-92	6-93		

ATTRITION & RETENTION OF FIRST-TIME, FULL-TIME STUDENTS IN TWO YEAR AND BACCALAUREATE DEGREE PROGRAMS (Partial history of later cohorts included starting with Rpt. 4-80.) (Postsecondary Opportunity Program Students included starting with Rpt. 4-87).	CLASS OF	1973	1974	1975 & 1976	1977 & 1978	1982	
	RPT. NO.	*4-74	*4-76	*4-79	*4-80	4-85	
	•	CLASS OF	1983	1984	1988	1989	
	•	RPT. NO.	4-87	4-87A	4-92	4-92A	

CAMPUS SCHOOL STATISTICS	DATA YEAR	1968-1968
	RPT. NO.	*3

CHARACTERISTICS OF INSTITUTIONS UNDER THE PROGRAM OF THE STATE UNIVERSITY OF NEW YORK	DATA YEAR	1970
	RPT. NO.	*25

DEGREES AND OTHER FORMAL AWARDS (Latest print - out available upon request.)	DATA YEAR	1988
	RPT. NO.	*B-1

DEGREE AND OTHER FORMAL PROGRAMS CURRENTLY OFFERED (Latest print - out available upon request.)	DATA YEAR	1969	1971	1980	1982	1984
	RPT. NO.	*	*26	*15-80	*15-82	15-84
•	DATA YEAR	1987				
•	RPT. NO.	15-87				

DIRECTORY OF SELECTED CAMPUS ADMINISTRATIVE PERSONNEL OF THE STATE UNIVERSITY OF NEW YORK	DATA YEAR	1971
	RPT. NO.	*-

EMPLOYEE CHARACTERISTICS AND SALARY STATISTICS	DATA YEAR	1970
	RPT. NO.	*23

*ENROLLMENT AND DEGREES GRANTED BY ACADEMIC PROGRAMS (Latest print - out available upon request.)	DATA YEAR	Annual 1975-1977 & Degrees 1974-75 to 1978-77
	RPT. NO.	*14-78

**PUBLICATION LIST
CENTRAL STAFF OFFICE OF INSTITUTIONAL RESEARCH**

* Indicates OUT OF PRINT

REPORT TITLE

YEARS

ENROLLMENT BY ACADEMIC PROGRAM (Latest print - out available upon request.)	DATA YEAR	1968	1968-1971	1969-1972		
	RPT. NO.	*C-1	*33	*5-74		
"	DATA YEAR	Enrl. 1975-1977 & Degree 1974-75 to 1976-77				
"	RPT. NO.	*14-78				
ENROLLMENT, HOUSING AND FINANCIAL AID OF MINORITY GROUP STUDENTS (See STATISTICAL RELEASES for later years.)	DATA YEAR	1968				
	RPT. NO.	*1				
FACULTY AND STAFF STATISTICS BY JOB CATEGORY, ETHNIC GROUP, TENURE, RANK AND SEX	DATA YEAR		1970			
	RPT. NO.		*-			
GEOGRAPHIC ORIGINS OF FIRST TIME STUDENTS (Now included in RPT. 2-84 to date.)	DATA YEAR	1968	1969	1970	1971	1972
	RPT. NO.	*6	*13	*22	*35	*39
"	DATA YEAR	1973	1974	1975	1976	1977 & 1978
"	RPT. NO.	*3-75	*3-76	*3-76A	*3-78	3-80
"	DATA YEAR	1980 & 1981				
"	RPT. NO.	3-83				
GEOGRAPHIC ORIGINS OF STUDENTS (includes first time & transfer students from RPT. 2-84 to date.)	DATA YEAR	1968	1969	1970	1971	1972
	RPT. NO.	*5	*12	*21	*36	*42
"	DATA YEAR	1973	1974	1976	1978	1977
"	RPT. NO.	*2-75	*2-76	2-78	2-79	2-80
"	DATA YEAR	1979	1981	1982	1983	1984
"	RPT. NO.	2-81	2-83	2-84	2-84A	2-85
"	DATA YEAR	1985	1986	1987	1988	1989
"	RPT. NO.	2-86	2-87	2-88	2-89	*2-90
"	DATA YEAR	1990	1991	1992	1993	
"	RPT. NO.	2-91	2-92	2-93	2-94	
GEOGRAPHIC ORIGINS OF TRANSFER STUDENTS (Now included in RPT. 2-84 to date.)	DATA YEAR	1977 & 1978				
	RPT. NO.	17-80				
GRADUATE STUDENT ADMISSIONS SURVEY	DATA YEAR	1970	1971	1972	1973	1974
	RPT. NO.	*17	*32	*18	1-74	1-76
"	DATA YEAR	1975	1976			
"	RPT. NO.	1-76	1-77			
HEADCOUNT ENROLLMENT AND FULL TIME EQUIVALENT WORKLOAD STATISTICS OF CREDIT COURSE STUDENTS (Now done as a STATISTICAL RELEASE.)	DATA YEAR	1968-1969	1969-1970	1970-1971		
	RPT. NO.	*7	*10	*24		
HIGH SCHOOL STATUS OF FIRST-TIME CREDIT COURSE STUDENTS (Now done as a STATISTICAL RELEASE.)	DATA YEAR	1979 & 1980				
	RPT. NO.	18-82				
INSTRUCTIONAL LOCATION AWAY FROM THE MAIN CAMPUS	DATA YEAR	1979	1986	1987	1988	1989
	RPT. NO.	*18-80	18-87	18-88	18-89	18-90
"	DATA YEAR	1990	1991			
"	RPT. NO.	18-91	18-92			
INVENTORY OF SELECTED INTERINSTITUTIONAL COOPERATIVE ARRANGEMENTS	DATA YEAR	1971				
	RPT. NO.	*19				

PUBLICATION LIST
CENTRAL STAFF OFFICE OF INSTITUTIONAL RESEARCH

* Indicates OUT OF PRINT

REPORT TITLE

YEARS

MIGRATION OF U.S. COLLEGE STUDENTS WITH EMPHASIS ON NEW YORK STATE	DATA YEAR RPT. NO.	1968 *27			
MINORITY GROUP ENROLLMENT, HOUSING AND FINANCIAL AID STATISTICS	DATA YEAR RPT. NO.	1969-71 *34			
NON-CREDIT INSTRUCTIONAL ACTIVITIES	DATA MONTHS & YEAR RPT. NO.	1984 20-85	1/1-6/30, 1985 20-85A	7/1-12/31, 1985 20-86	
▪	DATA MONTHS & YEAR RPT. NO.	1/1-6/30, 1986 20-87		7/1-12/31, 1986 20-87A	
▪	DATA MONTHS & YEAR RPT. NO.	1/1-6/30, 1987 20-88		7/1-12/31, 1987 20-88A	
▪	DATA MONTHS & YEAR RPT. NO.	1/1-6/30, 1988 20-89		7/1-12/31, 1988 20-89A	
▪	DATA MONTHS & YEAR RPT. NO.	1/1-6/30, 1989 20-90		7/1-12/31, 1989 20-90A	
▪	DATA MONTHS & YEAR RPT. NO.	1/1-6/30, 1990 20-91		7/1-12/31, 1990 20-91A	
▪	DATA MONTHS & YEAR RPT. NO.	1/1-6/30, 1991 20-92		7/1-12/31, 1991 20-92A	
▪	DATA MONTHS & YEAR RPT. NO.	1/1-6/30, 1992 20-93		7/1-12/31, 1992 20-93A	
PLACEMENT OF PERSONS COMPLETING PREPARATION FOR EDUCATION CERTIFICATIONS	DATA YEAR RPT. NO.	1975 *13-76	1975-1976, 1976-1977 & 1977-78 *13-80		
PREPARATION OF EDUCATIONAL PERSONNEL (Now done as a STATISTICAL RELEASE.)	DATA YEAR RPT. NO.	1967-1968 *D-1	1969-1971 *28	1972-1975 *10-76	1973-1976 *10-76A
SUMMER CREDIT COURSE STUDENTS (Now done as a STATISTICAL RELEASE.)	DATA YEAR RPT. NO.	1968-70 *14	1971 *20		
TRENDS IN ENROLLMENT AND DEGREES (Latest report includes earlier years.)	DATA YEAR RPT. NO.	1948-1970 *11	1948-1972 *37	1948-1974 *7-75	1948-1976 *7-77
▪	DATA YEAR RPT. NO.	1948-1980 *7-81	1948-1984 7-85	1948-1985 7-86	1948-1986 7-87
▪	DATA YEAR RPT. NO.	1948-1988 7-89	1948-1989 7-90	1948-1990 7-91	1948-1991 7-92
▪	DATA YEAR RPT. NO.				1948-1992 7-93
TRENDS IN TUITION AND OTHER BASIC STUDENT CHARGES (Latest report includes earlier years)	DATA YEAR RPT. NO.	1963-64-1992-93 19-93			
TUITION WAIVERS HONORED BY STATE-OPERATED INSTITUTIONS OF THE STATE UNIVERSITY OF NEW YORK	DATA YEAR RPT. NO.	1970-71 & 1971-72 *31			

PUBLICATION LIST
CENTRAL STAFF OFFICE OF INSTITUTIONAL RESEARCH

* Indicates OUT OF PRINT

REPORT TITLE

YEARS

UTILIZATION OF RESIDENCE HALL FACILITIES	DATA YEAR	1974 & 1975	1976	1977	1978	1979
	RPT. NO.	9-75	9-76	9-77	9-79	9-80
▪	DATA YEAR	1980	1981	1982	1983	1984
▪	RPT. NO.	9-81	9-81A	9-82	9-84	9-85
▪	DATA YEAR	1985	1986	1987	1988	1989
▪	RPT. NO.	9-86	9-87	9-88	9-89	9-90
▪	DATA YEAR	1990	1991	1992		
▪	RPT. NO.	9-91	9-92	9-93		