

DOCUMENT RESUME

ED 372 079

TM 021 712

TITLE Summary of Statistical and Financial Data of the Utah State Superintendent of Public Instruction 1992-93.

INSTITUTION Utah State Office of Education, Salt Lake City.

PUB DATE 93.

NOTE 477p.

PUB TYPE Statistical Data (110)

EDRS PRICE MF01/PC20 Plus Postage.

DESCRIPTORS Annual Reports; Dropouts; *Educational Finance; Elementary Secondary Education; *Enrollment; *Expenditures; High School Graduates; Income; *Public Schools; State Departments of Education; Student Characteristics; Tables (Data); Teacher Certification

IDENTIFIERS *Utah

ABSTRACT

This supplement to the Annual Report of the State Superintendent of Public Instruction provides statistical and financial data about the public schools of Utah in 1992-93. The Statistical Section contains information about student enrollment and membership, which exceeded 461,000 students, and about characteristics of the state's student body, including information about high school graduates and dropouts. Information is also presented about the state's teachers, including numbers of certificated personnel, the programs in which they teach, and salary information. The Financial Section reviews the sources of revenue and types of expenditures for the state. Information is presented in 1 summary table, 4 charts, and 57 unnumbered summaries in table form. A glossary is attached. (SLD)

* Reproductions supplied by EDRS are the best that can be made *
* from the original document. *

TM

ED 372 079

SUMMARY OF STATISTICAL AND FINANCIAL DATA OF THE UTAH STATE SUPERINTENDENT OF PUBLIC INSTRUCTION 1992-93

U.S. DEPARTMENT OF EDUCATION
Office of Educational Research and Improvement
EDUCATIONAL RESOURCES INFORMATION CENTER (ERIC)

- This document has been reproduced as received from the person or organization originating it.
- Minor changes have been made to improve reproduction quality.
- Points of view or opinions stated in this document do not necessarily represent official OERI position or policy.

PERMISSION TO REPRODUCE THIS MATERIAL HAS BEEN GRANTED BY

R. RAPHAEL

TO THE EDUCATIONAL RESOURCES INFORMATION CENTER (ERIC)



Scott W. Bean
State Superintendent of Public Instruction

UTAH STATE OFFICE OF EDUCATION
250 East 500 South
Salt Lake City, Utah 84111

BEST COPY AVAILABLE

7/19/82 1712

Supplement to the Annual Report of the State Superintendent of Public Instruction - 1992-93

**SUMMARY OF STATISTICAL
AND
FINANCIAL DATA**

Scott W. Bean
State Superintendent of
Public Instruction

Utah State Office of Education
250 East Fifth South
Salt Lake City, Utah 84111

**UTAH STATE BOARD OF EDUCATION
UTAH STATE BOARD FOR
APPLIED TECHNOLOGY EDUCATION**

250 East Fifth South
Salt Lake City, Utah 84111

District 1
Neola Brown
495 North 300 East
Beaver, Utah 84713
Phone: 438-5386

District 2
Lynn Haslem
H.C. 65, Box 74A
Altonah, Utah 84002
Phone: 454-3005

District 3
Harold S. Jensen
24 East 100 North
Gunnison, Utah 84634
Phone: 528-3746

District 4
Keith T. Checketts
1495 East 1140 North
Logan, Utah 84321
Phone: 752-8926

District 5
Thomas F. Davidson
4755 Banbury Lane
Ogden, Utah 84403
Phone: 479-8292

District 6
Milton Kendrick
641 LaVina Drive
Ogden, Utah 84403
Phone: 479-1808

District 7
Katharine B. Garff
551 Indian Springs Road
Bountiful, Utah 84010
Phone: 295-2795

District 8
Daryl C. Barrett
1820 Laird Avenue
Salt Lake City, Utah 84108
Phone: 582-1898

District 9
Kay McDonough
2922 South 9150 West
Magna, Utah 84044
Phone: 250-4719

District 10
Donald G. Christensen
4196 South 4000 West
West Valley City, Utah
84120
Phone: 966-4524

District 11
C. Grant Hurst
1893 Terrace Drive
Sandy, Utah 84093
Phone: 942-4832

District 12
Boyd F. Jensen
5380 Hillside Drive
Murray, Utah 84107
Phone: 262-0270

District 13
Allen E. Litster
665 Princeton Drive
Midvale, Utah 84047
Phone: 566-0789

District 14
Marlon O. Snow
1247 East 430 North
Orem, Utah 84057
Phone: 224-6163

District 15
Linnea S. Barney
1965 South Main Street
Orem, Utah 84058
Phone: 225-4149

Scott W. Bean,
Executive Officer

Twila B. Affleck,
Secretary

9/24/93

IN ACCORDANCE WITH SECTION 53-A-1-301 OF THE UTAH CODE, AND AS PART OF THE ANNUAL REPORT OF THE STATE SUPERINTENDENT OF PUBLIC INSTRUCTION, THE STATISTICAL AND FINANCIAL DATA REPORT FOR THE PUBLIC SCHOOL DISTRICTS FOR THE PERIOD OF JULY 1, 1992 TO JUNE 30, 1993 IS PRESENTED HEREIN.

TABLE OF CONTENTS

Section 1	
STATISTICAL SECTION	Page No.
Table 1: Summary of Student Enrollment and Membership.....	1
Chart 1: Components of Fall Enrollment Growth - 1983 to 1998.....	1
Number of Public Day Schools.....	2
Fall Enrollment Summary by Grade - October 1992.....	3-5
Fall Enrollment by Race/Ethnicity.....	6-8
Fall Enrollment for Non-Public Schools - October 1992.....	9-10
Fall Enrollment by Race/Ethnicity for Non-Public Schools - Oct. 1992.....	11-12
Average Daily Membership by Grade.....	13-15
Year-End Enrollment by Grade.....	16-18
High School Graduates by Race/Ethnicity.....	19-21
Dropouts by Race/Ethnicity - Grades 7-12.....	22-29
Numbers of Dropouts and Annual Dropout Rates - 1989-90 Through 1992-93.....	30
Full-Time Equivalent Certificated Personnel.....	31-41
Full-Time Equivalent Classified Personnel.....	42-46
Certificated Personnel LEA Average Contract Salary.....	47-48
Average Contract Salary and Career Ladder Monies.....	49
Pupil/Teacher Ratios.....	50-52
Special Education Resource Programs.....	53-54
Special Education Self-Contained Programs.....	55-56
Adult Education Programs.....	57-59
Regular Applied Technology Program Add-On.....	60
Applied Technology Educ. Enrollment - Grades 9-12.....	61
Extended Year, Summer, Day Program (Summer 1992).....	62
Transportation Program.....	63
Section 2	
FINANCIAL SECTION	
Chart II: Assessed Valuation per Student in ADM by School District.....	65
Chart III: Sources of Public School Revenue.....	66
Chart IV: Total Adjusted Expenditures.....	67
Estimated Assessed Valuations and Approved School Tax Rates.....	68-69
State Supported Minimum School Program WPU's - Final.....	70-72
School District Combined Balance Sheets.....	73-139
Combined Statement of Revenues, Expenditures, and Changes in Fund Balances.....	140-145
F4 Statewide Summary of Revenues, Expenditures, and Changes in Financial Position.....	146-158

TABLE OF CONTENTS (Cont'd)

REVENUE BY FUNDS AND SOURCES	Page No.
F4 Statewide Schedules A and B - Grants-in-aid.....	159-161
Maintenance and Operation - Fund No. 10.....	162-168
Special Transportation - Fund No. 21.....	169-170
Tort Liability - Fund No. 22.....	171
Non K-12 Programs - Fund No. 23.....	172-174
Recreation - Fund No. 24.....	175-176
Debt Service - Fund No. 31.....	177-178
Capital Projects - Fund No. 32.....	179-181
Building Reserve - Fund No. 40.....	182
Food Services - Fund No. 51.....	183-185
Enterprise - Fund Nos. 52-59.....	186-187
Internal Service - Fund Nos. 60-69.....	188-189
Trust and Agency - Fund Nos. 70-79.....	190-191
Summary of Revenues and Other Financing Sources.....	192
 STATEWIDE EXPENDITURES	
Maintenance and Operation - Fund No. 10.....	193-212
Special Transportation - Fund No. 21.....	213-214
Tort Liability - Fund No. 22.....	215
Non K-12 Programs - Fund No. 23.....	216-217
Recreation - Fund No. 24.....	218-219
Debt Service - Fund No. 31.....	220
Capital Projects - Fund No. 32.....	221-227
Building Reserve - Fund No. 40.....	228
Food Services - Fund No. 51.....	229-230
Enterprise - Fund Nos. 52-59.....	231-232
Internal Service - Fund Nos. 60-69.....	233-234
Trust and Agency - Fund Nos. 70-79.....	235-236
Summary of Expenditures.....	237
Status of School Bonds and Other Indebtedness of Administrative Units.....	238-239
Current Expenditures Summary.....	240
Comparison of Current Expenses of Districts by Rank Based on per Capita Cost of the Average Daily Attendance.....	241-244
Glossary.....	245-249

STATISTICAL SECTION

**TABLE 1
SUMMARY OF STUDENT ENROLLMENT AND MEMBERSHIP
1983-84 TO 1992-93**

	83-84	84-85	85-86	86-87	87-88	88-89	89-90	90-91	91-92	92-93
Fall Enrollment	378,208	390,141	403,305	415,994	423,386	429,551	435,762	444,732	454,218	461,259
Year End Enrollment	373,253	384,767	397,864	406,661	416,951	424,915	432,293	443,079	455,201	460,380
% Year End to Fall Enroll.	98.7%	98.6%	98.7%	97.8%	98.5%	98.9%	99.2%	99.6%	100.2%	99.8%
Average Daily Membership	376,318	387,355	400,813	408,521	419,799	426,225	432,168	441,354	450,758	457,388
% ADM to Fall Enrollment	99.5%	99.3%	99.4%	98.2%	99.2%	99.2%	99.2%	99.2%	99.2%	99.2%

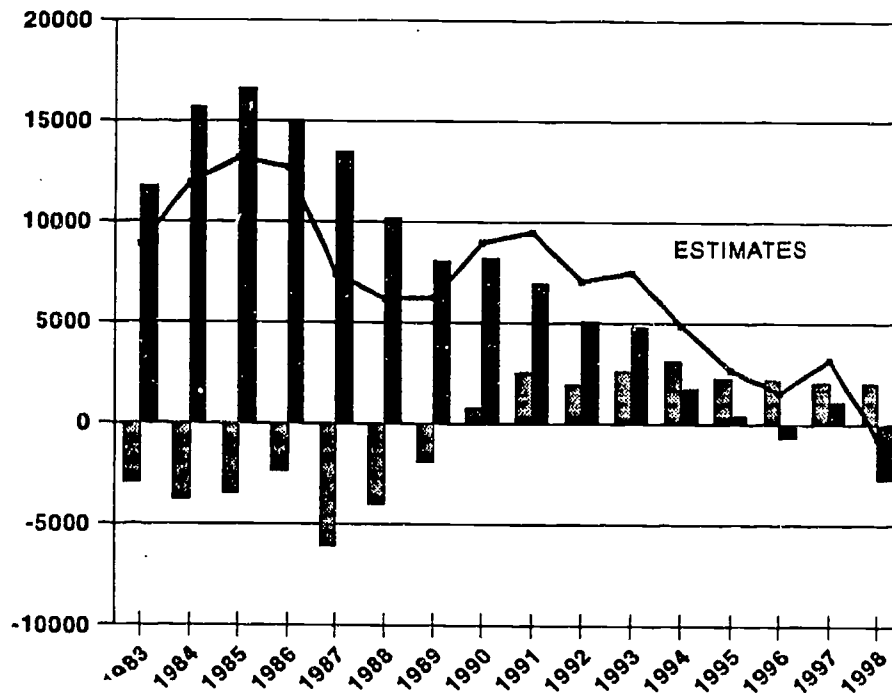
NOTE:

Daily Attendance Data were no longer reported after 1982-83. Average Daily Attendance is estimated to be 0.9462 of Average Daily Membership.

SOURCE: Utah State Office of Education, School Finance and Statistics

(A:\Deanna\Excel\anrptcht.xls)

**CHART 1 - UTAH'S PUBLIC SCHOOLS
COMPONENTS OF CHANGE IN FALL ENROLLMENT
1983 to 1998**



TOTAL CHANGE	6870	11833	13184	12888	7382	8185	8211	8970	6488	7041	7474	4862	2888	1561	3178	-662
IMPLIED MIGRATION	-2888	-3787	-3438	-2324	-8881	-4801	-1888	775	2888	1884	2828	3110	2258	2188	2083	2028
K-12 DIFFERENTIAL **	11788	15780	16888	16813	13483	10188	8080	8185	6830	6077	4848	1772	408	-638	1118	-2888

YEAR

COMPONENTS OF CHANGE

TOTAL CHANGE
 IMPLIED MIGRATION
 K-12 DIFFERENTIAL **

**DIFFERENCE-CURRENT YEAR GRADE K LESS PRIOR YEAR'S GRADE 12

SOURCE: UTAH STATE OFFICE OF EDUCATION, SCHOOL FINANCE AND STATISTICS (b:\hg\halesconf3)

NUMBER OF PUBLIC DAY SCHOOLS IN SCHOOL DISTRICT BY TYPE OF ORGANIZED UNIT - 1992-93

District	Elementary Schools (Gr. K-5)	Middle Schools (Gr. 4-9)	Junior High Schools (Gr. 7-8, 7-9)	Senior High Schools (Gr. 10-12)	Junior-Senior High Schools (Gr. 7-12)	Four-Year High Schools (Gr. 9-12)	Special Schools	Alternative High Schools	Total Schools	Length of School Year in Days
1 Alpine	30	0	6	5	0	0	4	0	45	180
2 Beaver	3	0	0	0	2	0	0	0	5	180
3 Box Elder	19	1	1	0	0	2	1	0	24	180
4 Cache	10	2	2	2	0	0	1	1	18	180
5 Carbon	6	1	2	1	1	0	1	1	13	180
6 Daggatt	2	0	0	0	1	0	0	0	3	180
7 Davis	46	0	12	7	0	0	4	1	70	180
8 Duchesne	6	0	2	0	3	1	2	0	14	180
9 Emery	6	0	2	1	1	0	0	0	10	180
10 Garfield	5	1	0	0	2	1	0	0	9	180
11 Grand	2	0	1	0	0	1	0	0	4	144
12 Granite	63	0	15	9	0	0	13	1	101	180
13 Iron	8	0	1	0	1	1	0	1	12	180
14 Jordan	46	0	13	6	0	0	3	1	69	180
15 Juab	2	1	0	0	0	1	0	0	4	180
16 Kane	4	1	0	0	3	1	0	0	9	180
17 Millard	4	2	0	0	0	2	0	0	8	180
18 Morgan	1	1	0	0	0	1	0	0	3	180
19 Nebo	17	3	2	3	0	0	0	1	26	180
20 No. Sanpete	5	1	0	0	0	1	0	0	7	180
21 No. Summit	1	1	0	0	0	1	0	0	3	144
22 Park City	2	1	0	0	0	1	0	0	4	180
23 Piute	2	0	0	0	1	0	0	0	3	180
24 Rich	2	0	1	0	0	1	0	0	4	180
25 San Juan	7	1	0	0	4	1	0	0	13	180
26 Sevier	5	3	0	0	0	3	0	1	12	180
27 So. Sanpete	3	1	0	0	1	0	0	0	6	180
28 So. Summit	1	1	0	0	0	1	0	0	3	180
29 Tintic	2	0	0	0	2	0	0	0	4	180
30 Tooele	9	1	1	0	2	2	1	1	17	180
31 Uintah	8	2	1	1	0	0	2	1	15	180
32 Wasatch	4	1	0	0	0	1	0	1	7	180
33 Washington	14	0	4	3	1	0	0	1	23	180
34 Wayne	2	1	0	0	0	1	0	0	4	180
35 Weber	25	0	7	3	0	0	2	0	37	180
36 Salt Lake	29	0	5	0	0	3	2	1	40	180
37 Ogden	15	4	0	0	0	2	2	1	24	180
38 Provo	12	0	2	0	0	2	6	1	23	180
39 Logan	6	1	0	0	0	1	0	1	9	180
40 Murray	7	0	2	1	0	0	0	1	11	180
TOTALS	441	32	82	42	25	33	44	17	716	

SOURCE: Utah State Office of Education, School Finance and Statistics

(A:\Deanna\Excel\Inoschts.xls)



UTAH STATE OFFICE OF EDUCATION
FALL ENROLLMENT SUMMARY BY GRADE - OCTOBER 1, 1992
ELEMENTARY

DISTRICT	KINDER-GARTEN	FIRST	SECOND	THIRD	FOURTH	FIFTH	SIXTH	TOTAL 1-6	HANDI-CAPPED	HOME-BOUND	TOTAL ELEM
ALPINE	2,762	2,900	2,811	2,940	3,146	3,245	3,193	18,235	522	4	21,523
BEAVER	95	95	103	103	102	109	119	631	1		727
BOX ELDER	766	848	830	950	870	939	559	4,996	67		5,829
CACHE	816	860	973	909	1,004	985		4,731	130		5,677
CARBON	323	327	309	362	389	392	115	1,894	75	1	2,293
DAGGETT	18	18	8	17	15	16	15	89			107
DAVIS	4,004	4,265	4,258	4,311	4,421	4,623	4,589	26,467	754	1	31,226
DUCHESNE	287	309	307	319	160	160	120	1,375	65	2	1,729
EMERY	219	211	243	253	285	305	268	1,565			1,784
GARFIELD	63	83	85	88	93	92	45	486	4		553
GRAND	112	129	111	130	130	125	111	736	10		858
GRANITE	5,767	6,028	6,025	6,012	6,257	6,444	6,230	36,996	640		43,403
IRON	407	388	436	407	453	412	464	2,560	3		2,970
JORDAN	4,766	4,996	5,041	5,344	5,394	5,758	5,613	32,146	1,151	1	38,064
JUAB	114	119	118	135	121	138		631	12		757
KANE	89	92	93	121	104	114	30	554	4		647
MILLARD	261	292	263	330	318	2	2	1,207	10		1,478
MORGAN	126	123	144	137	136			540	7		673
NEBO	1,264	1,231	1,265	1,278	1,333	1,406	123	6,636	92		7,992
NO SANPETE	148	167	159	182	174	196		878	6		1,032
NO SUMMIT	66	68	66	68	62			264			330
PARK CITY	176	212	244	226	203			885	3		1,064
PIUTE	23	13	20	33	20	24	20	130			153
RIICH	26	37	42	48	38	46	42	253	4		283
SAN JUAN	270	241	232	220	262	245	147	1,347	44		1,661
SEVIER	276	301	345	334	347	379	11	1,717	16		2,009
SO SANPETE	182	197	200	214	239	234	91	1,175	5		1,362
SO SUMMIT	72	61	78	83	99	96		417	6		495
TINTIC	19	11	21	14	15	22	17	100			119
TOOELE	510	508	538	549	540	497	523	3,155	41		3,706
UINTAH	523	512	528	534	516	582	48	2,720	122		3,365
WASATCH	211	230	216	228	219	253		1,146	29		1,386
WASHINGTON	957	1,077	1,084	1,097	1,168	1,223	1,245	6,894	57	1	7,909
WAYNE	34	44	37	40	51	38	5	215	1		250
WEBER	1,777	1,823	2,024	1,965	2,021	2,221	2,159	12,213	168	2	14,160
SALT LAKE	2,113	2,157	2,100	2,170	2,063	2,096	1,978	12,564	456		15,133
OGDEN	1,026	1,068	982	996	995	1,033		5,074	146		6,246
PROVO	999	1,057	975	998	1,009	1,012	1,025	6,076	161		7,236
LOGAN	514	517	501	481	470	485		2,454	40		3,008
MURRAY	471	498	520	501	564	556	551	3,190	84		3,745
TOTALS	32,652	34,113	34,335	35,127	35,806	36,503	29,458	205,342	4,936	12	242,942

NOTE: 994 Pre-schoolers not included

UTAH STATE OFFICE OF EDUCATION
FALL ENROLLMENT SUMMARY BY GRADE - OCTOBER 1, 1992
MIDDLE

DISTRICT	FOURTH	FIFTH	SIXTH	SEVENTH	EIGHTH	NINTH	TOTAL 4-9	HANDI-CAPPED	HOME-BOUND	TOTAL MIDDLE
ALPINE										
BEAVER			397	375	371		1,143	12		1,155
BOX ELDER			1,031	1,043			2,074	61		2,135
CACHE			305	329			634	5	1	640
CARBON										
DAGGETT										
DAVIS	150	141	228				519	23		542
DUCHESNE										
EMERY			49	50	46		145	5		150
GARFIELD										
GRAND										
GRANITE										
IRON										
JORDAN			125	137	133		395	7		402
JUAB			84	95	78		257	2		259
KANE			300	309	306		1,234	35		1,269
MILLARD		319	172	179	145		651	2	1	654
MORGAN			1,262	1,250	482	447	3,441	45		3,486
NEBO			210	199	213		622	8		630
NO SANPETE										
NO SUMMIT		67	75	79	90		311			311
PARK CITY		211	232	193	184		820	13	1	834
PIUTE										
RICH			127	116	121		364	9		373
SAN JUAN										
SEVIER			394	395	411		1,200	12		1,212
SO SANPETE			138	166	140		444			44
SO SUMMIT			79	99	100		278	4		282
TINTIC										
TOOELE		134	121	127	127		509	7		516
UINTAH			523	582	86		1,191	31		1,222
WASATCH			245	276	242		763	13		776
WASHINGTON										
WAYNE			47	50	49		146			146
WEBER										
SALT LAKE			1,042	921	909		2,872	139		3,011
OGDEN										
PROVO			414	433	438		1,285	45	1	1,331
LOGAN										
MURRAY										
TOTALS	150	1,044	7,583	7,403	4,671	447	21,298	478	4	21,780

UTAH STATE OFFICE OF EDUCATION
FALL ENROLLMENT SUMMARY BY GRADE - OCTOBER 1, 1992
SECONDARY

DISTRICT	SEVENTH	EIGHTH	NINTH	TENTH	ELEVENTH	TWELFTH	TOTAL 7-12	TOTAL K-12	HANDI-CAPPED	HOME-BOUND	TOTAL SECOND.	TOTAL STUDENTS
ALPINE	3,335	3,232	3,183	3,087	3,097	2,609	18,543	39,540	256		18,799	40,322
BEAVER	119	120	103	118	118	88	666	1,392	2		668	1,395
BOX ELDER	555	537	858	844	709	667	4,170	11,075	36		4,206	11,190
CACHE		938	956	995	981	861	4,731	12,352	50		4,781	12,593
CARBON	131	457	402	429	407	366	2,192	5,043	25		2,217	5,150
DAGGETT *	11	20	13	16	13	11	84	191			84	191
DAVIS	4,724	4,590	4,115	4,236	4,032	3,562	25,259	55,730	630	1	25,890	57,116
DUCHESNE	354	325	386	381	330	297	2,073	4,254	63	4	2,140	4,411
EMERY	326	302	264	255	269	200	1,616	3,400			1,616	3,400
GARFIELD	50	31	79	89	80	65	394	1,088			394	1,097
GRAND	136	119	122	122	119	92	710	1,558	8		718	1,576
GRANITE	6,619	6,460	5,739	6,207	5,576	4,942	35,543	78,306	629		36,172	79,575
IRON	463	451	379	475	372	353	2,493	5,460	12		2,505	5,475
JORDAN	5,620	5,563	4,823	5,173	4,743	4,272	30,194	67,106	585		30,779	68,843
JUAB			141	106	112	105	464	1,604	21		485	1,644
KANE	38	34	89	144	101	99	505	1,405	4		509	1,415
MILLARD	1		297	287	267	227	1,079	3,781	35		1,114	3,861
MORGAN			134	167	138	123	562	1,879			562	1,889
NEBO	117	971	747	1,376	1,248	1,142	5,601	16,942	82		5,683	17,161
NO SANPETE			193	192	160	133	678	2,326	11	1	690	2,352
NO SUMMIT			93	82	73	55	303	944			303	944
PARK CITY			179	166	152	115	612	2,493	30		642	2,540
PIUTE	35	34	41	31	43	46	230	383	2		232	385
RICH	43	55	42	53	35	36	264	543	2		266	549
SAN JUAN	181	148	252	275	256	220	1,332	3,313	34		1,366	3,400
SEVIER			420	448	387	352	1,607	4,800	31		1,638	4,859
SO SANPETE	86	88	240	234	237	197	1,082	2,883	11		1,093	2,899
SO SUMMIT	1		76	98	86	62	323	1,090	6		329	1,106
TINTIC	14	26	23	17	20	22	122	241			122	241
TOWELE *	506	441	541	551	514	502	3,055	7,229	78		3,133	7,355
UINTAH	1	484	442	446	421	341	2,135	6,569	73		2,208	6,795
WASATCH			266	281	233	185	965	3,085	8	2	975	3,137
WASHINGTON	1,244	1,176	1,094	1,187	1,044	876	6,621	14,472	60	6	6,687	14,596
WAYNE			54	39	61	30	184	579			184	580
WEBER	2,250	2,159	2,016	2,035	1,975	1,722	12,157	26,147	510	5	12,672	26,832
SALT LAKE	1,918	1,774	1,628	1,665	1,548	1,381	9,914	24,591	469	22	10,405	25,538
OGDEN		3	818	856	839	709	3,225	12,197	107		3,332	12,589
PROVO	1,006	1,058	970	1,018	1,045	937	6,034	13,109	294	1	6,329	13,565
LOGAN			392	397	369	363	1,521	5,774	34		1,555	5,894
MURRAY	562	546	467	529	466	410	2,980	6,641	74		3,054	6,799
TOTALS	30,446	32,142	33,077	35,107	32,676	28,775	192,223	451,515	4,272	42	196,537	461,259

*Does not include students from out-of-state. Daggett (18) Tooele (203)



FALL ENROLLMENT BY RACE/ETHNICITY
1992-93 SCHOOL YEAR
ELEMENTARY

NO. DISTRICT	AMERICAN INDIAN OR ALASKAN NATIVE		HISPANIC		ASIAN		PACIFIC ISLANDER		NOT OF HISPANIC ORIGIN				GRAND TOTAL		
	BOYS	GIRLS	BOYS	GIRLS	BOYS	GIRLS	BOYS	GIRLS	BLACK		WHITE				
									BOYS	GIRLS	BOYS	GIRLS			
01 ALPINE	79	53	249	172	55	85	53	51	32	24	10,566	10,104	11,034	10,489	21,523
02 BEAVER	8	3	8	7	1	3	3	1	3	3	341	361	361	361	1,727
03 BOX ELDER	25	24	147	133	19	21	1	7	2	3	2,810	2,637	3,004	2,825	5,829
04 CACHE	8	17	68	72	28	23			1	1	2,806	2,653	2,911	2,766	5,677
05 CARBON	13	12	126	121	1	2	3	3	5	4	1,034	969	1,182	1,111	2,293
06 DAGGETT											57	50	57	50	107
07 DAVIS	47	55	317	312	214	225	10	11	136	144	15,261	14,494	15,985	15,241	31,226
08 DUCHESNE	53	58	17	23	1	2	2	2	2	2	807	766	880	849	1,729
09 EMERY	4	7	22	14	1	5	3	1	1	1	898	829	928	856	1,784
10 GARFIELD	1	9	3	5	1	3	1	1	1	1	291	237	298	255	553
11 GRAND	13	13	14	14							400	400	430	428	858
12 GRANITE	218	183	1,045	1,044	530	567	224	244	193	177	20,128	18,850	22,338	21,065	43,403
13 IRON	54	48	24	34	7	5	8	5	2	2	1,421	1,362	1,516	1,454	2,970
14 JORDAN	67	50	596	606	270	293	4	7	44	48	18,626	17,453	19,607	18,457	38,064
15 JUAB	2	3	2	3	2	4	2	4	1	1	372	362	380	377	757
16 KANE	6	6	5	8	1	4	1	2	1	1	334	286	347	300	647
17 MILLARD	14	10	29	34	13	4	1	2	1	1	685	684	743	735	1,478
18 MORGAN	1	1	10	4	2	1		1			360	293	373	300	673
19 NEBO	21	15	122	92	7	15		2	2	2	4,043	3,673	4,195	3,797	7,992
20 NO SANPETE	2	1	14	2	1	1		1			510	480	526	506	1,032
21 NO SUMMIT	1			5							163	161	164	166	330
22 PARK CITY	1		15	6	3	4			1	2	539	493	559	505	1,064
23 PIUTE			2	2							75	74	77	76	153
24 RICH			3	1	2	1	2	1		1	144	135	147	138	283
25 SAN JUAN	446	426	22	22	2	1					374	364	846	815	1,661
26 SEVIER	28	21	18	15	1	3			3	4	1,010	906	1,060	949	2,009
27 SO SANPETE	14	8	32	42	3	4	2	2	1	2	654	598	706	656	1,362
28 SD SUMMIT			3	3			1				261	227	265	230	495
29 TIMTIC	34	23	227	216	22	13			16	9	1,630	1,516	1,929	1,777	3,706
30 TOOELE															
31 UINTAH	211	226	38	31	2	4					1,479	1,373	1,730	1,635	3,365
32 WASHATCH	1	2	9	8			1	3		1	697	663	708	678	1,386
33 WASHINGTON	62	52	54	55	4	7	8	7	3	3	3,933	3,721	4,064	3,845	7,909
34 WAYNE											128	117	122	122	250
35 WEBER	15	27	226	242	83	74	26	18	65	64	6,756	6,564	7,171	6,989	14,160
36 SALT LAKE	207	203	1,254	1,207	273	237	273	228	204	201	5,537	5,309	7,748	7,385	15,133
37 OGDEN	33	20	644	562	38	35	11	14	117	97	2,431	2,244	3,274	2,972	6,246
38 PROVO	75	73	184	183	126	111	28	31	11	15	3,256	3,143	3,680	3,556	7,236
39 LOGAN	13	8	58	66	67	77	2	1	11	9	1,434	1,262	1,585	1,423	3,008
40 MURRAY	10	9	78	45	24	25			14	11	1,784	1,745	1,910	1,835	3,745
TOTALS	1,787	1,671	5,687	5,431	1,803	1,852	671	647	869	829	114,095	107,600	124,912	118,030	242,942

FALL ENROLLMENT BY RACE/ETHNICITY
1992-93 SCHOOL YEAR
MIDDLE

NO	DISTRICT	AMERICAN INDIAN OR ALASKAN NATIVE		HISPANIC		ASIAN		PACIFIC ISLANDER		NOT OF HISPANIC ORIGIN		TOTAL		GRAND TOTAL		
		BOYS	GTLS	BOYS	GTLS	BOYS	GTLS	BOYS	GTLS	BOYS	GTLS	BOYS	GTLS			
01	ALPINE															
02	BEAVER	1	3	19	17	12	5	1		1	537	559	570	1,155		
03	BOX ELDER	4	2	15	26	3	8				1,050	1,026	1,072	2,135		
04	CACHE	3	2	24	28		1	2	2		309	271	338	840		
05	CARBON															
06	DAGGETT															
07	DAVIS															
08	DUCHESNE	14	23	14	9					277	205	305	237	542		
09	EMERY	2	1	1	1		1			78	66	81	69	150		
10	GARFIELD															
11	GRAND															
12	GRANITE															
13	IRON															
14	JORDAN															
15	JUAB	1	2	4	1	1				202	191	208	194	402		
16	KANE	2	2		1	1				139	114	142	117	259		
17	MILLARD	10	8	26	15	8	7	2	4	632	557	678	591	1,269		
18	MORGAN	1	1	9	6				2	319	313	331	323	654		
19	NEBO	3	2	35	25	9	8			1,791	1,613	1,838	1,648	3,488		
20	NO SANPETE	2	2	20	23	1				313	268	337	293	630		
21	NO SUMMIT			1						182	148	163	148	311		
22	PARR CITY			5	1	1	1	2	2	429	393	439	395	834		
23	PIUTE															
24	RICH															
25	SAN JUAN	84	66	5	3					116	119	185	188	373		
26	SEVIER	15	12	10	16	2	3	1		565	589	592	620	1,212		
27	SO SANPETE	3	4	16	10					203	207	223	221	444		
28	SO SUMMIT				2					136	144	138	146	282		
29	TINTIC															
30	TOOELE	5	3	11	2	2	2			253	236	272	244	518		
31	UINTAH	75	87	17	19	2	2	1	1	509	512	604	618	1,222		
32	WASATCH	1		10	5	2	2	1		370	384	384	392	778		
33	WASHINGTON															
34	WAYNE															
35	WEBER	1						1		74	70	75	71	146		
36	SALT LAKE															
37	OGDEN	19	14	249	266	21	15	4	3	1,201	1,102	1,547	1,464	3,011		
38	PROVO															
39	LOGAN	2	6	13	16	21	20			656	591	692	639	1,331		
40	MURRAY															
TOTALS		228	241	504	490	86	73	13	13	60	73	10,321	9,678	11,212	10,568	21,780

FALL ENROLLMENT BY RACE/ETHNICITY
1992-93 SCHOOL YEAR
SECONDARY

NO DISTRICT	AMERICAN INDIAN OR ALASKAN NATIVE		HISPANIC		ASIAN		PACIFIC ISLANDER		NOT OF HISPANIC ORIGIN				TOTAL		GRAND TOTAL
	BOYS	GIRLS	BOYS	GIRLS	BOYS	GIRLS	BOYS	GIRLS	BLACK		WHITE		BOYS	GIRLS	
									BOYS	GIRLS	BOYS	GIRLS			
01 ALPINE	49	53	187	158	96	109	22	25	7	12	9,107	8,974	9,468	9,331	18,799
02 BEAVER	4	4	3	5	2	1	1	1	1	1	351	302	361	307	668
03 BOX ELDER	23	15	85	74	17	18	6	2	2	2	2,031	1,933	2,044	2,044	4,208
04 CACHE	1	5	24	33	11	12	1	2	1	1	2,456	2,238	2,493	2,288	4,781
05 CARBON	7	5	83	81	5	1	1	2	3	3	1,065	961	1,164	1,053	2,217
06 DAGGETT	39	49	326	313	226	215	17	8	113	87	12,444	12,053	13,165	12,725	25,890
07 DAVIS	86	85	16	15	1	1	1	4	1	1	988	944	1,092	1,048	2,140
08 DUCHESNE	3	6	9	15	2	1	2	2	2	2	865	713	881	735	1,616
09 EMERY	2	2	1	2	1	1	1	1	1	1	205	180	209	185	394
10 GARFIELD	7	12	3	5	1	1	1	1	1	1	356	323	378	340	718
11 GRAND	159	144	922	844	432	441	191	194	166	112	16,617	15,950	18,487	17,885	36,172
12 GRANITE	25	22	14	5	1	1	1	4	3	3	1,282	1,148	1,322	1,183	2,505
13 IRON	55	85	510	510	234	260	7	3	31	24	14,868	14,192	15,705	15,074	30,779
14 JORDAN	2	2	1	1	1	1	1	1	1	1	245	237	247	238	485
15 JUAB	5	3	16	9	7	8	2	2	2	2	320	320	350	340	690
16 KANE	10	5	5	11	6	4	2	1	1	1	566	505	589	525	1,114
17 MILLARD	1	1	5	5	2	5	1	1	1	1	288	256	295	267	562
18 MORGAN	12	3	70	54	5	10	5	2	2	2	2,894	2,635	2,981	2,702	5,683
19 NEBO	5	3	16	9	7	8	2	2	2	2	320	320	350	340	690
20 NO SANPETE	3	1	3	4	4	6	2	1	1	1	165	137	165	138	303
21 NO SUMMIT	1	1	2	2	2	2	1	1	1	1	332	288	343	299	642
22 PARK CITY	342	328	12	21	12	9	1	1	5	9	1,436	1,367	1,621	1,512	3,133
23 PIUTE	60	77	14	5	1	9	1	1	1	1	767	698	849	789	1,638
24 RICH	4	6	12	16	2	3	1	1	1	1	518	530	537	556	1,093
25 SAN JUAN	1	3	2	2	4	15	6	4	4	5	3,331	3,040	3,490	3,197	6,687
26 SEVIER	20	20	147	107	12	9	1	14	42	30	6,162	5,916	6,495	6,177	12,672
27 SO SANPETE	33	30	23	20	1	2	1	1	5	5	1,091	1,003	1,153	1,055	2,208
28 SO SUMMIT	1	1	3	7	2	1	1	1	1	2	522	438	527	448	975
29 TINTIC	64	60	61	73	24	15	6	4	4	5	3,331	3,040	3,490	3,197	6,687
30 TOOELE	27	28	199	132	51	52	14	19	42	30	6,162	5,916	6,495	6,177	12,672
31 UINTAH	112	128	697	676	212	233	146	137	138	123	3,954	3,849	5,259	5,146	10,405
32 WASATCH	14	2	240	241	30	31	4	10	39	43	1,376	1,302	1,703	1,629	3,332
33 WASHINGTON	33	55	153	127	88	71	22	19	8	10	2,967	2,776	3,271	3,058	6,329
34 WAYNE	3	7	20	13	21	32	2	1	2	1	2,749	2,707	2,795	2,760	5,555
35 WEBER	12	4	35	40	6	18	2	2	6	5	1,515	1,411	1,576	1,478	3,054
36 SALT LAKE	12	4	35	40	6	18	2	2	6	5	1,515	1,411	1,576	1,478	3,054
37 OGDEN	112	128	697	676	212	233	146	137	138	123	3,954	3,849	5,259	5,146	10,405
38 PROVO	14	2	240	241	30	31	4	10	39	43	1,376	1,302	1,703	1,629	3,332
39 LOGAN	33	55	153	127	88	71	22	19	8	10	2,967	2,776	3,271	3,058	6,329
40 MURRAY	3	7	20	13	21	32	2	1	2	1	2,749	2,707	2,795	2,760	5,555
TOTALS	1,229	1,247	3,903	3,628	1,499	1,567	454	437	576	471	93,094	88,432	100,755	95,782	196,537



UTAH STATE OFFICE OF EDUCATION
FALL ENROLLMENT BY DISTRICT FOR NON-PUBLIC SCHOOLS IN UTAH
October 1, 1992

DISTRICT/SCHOOL	Pre-School	Elementary										Total Elem.	Secondary							Total All Grades
		K	1	2	3	4	5	6	Secondary											
									7	8	9		10	11	12	Total Sec.	Ungr.			
ALPINE	0	20	28	14	20	15	18	22	137	0	0	0	0	0	0	0	0	0	0	137
American Heritage																				
CARBON	28	16	27	21	16	17	20	17	134	18	8	6	0	0	0	0	32	0	0	166
Notre Dame Regional																				
DAVIS	0	15	0	0	0	0	0	0	15	0	0	0	0	0	0	0	0	0	0	15
College for Tots #2	15	19	15	5	7	2	0	0	48	0	0	0	0	0	0	0	0	0	3	51
School of St. Peter	0	20	29	35	30	32	31	27	210	23	20	0	0	0	0	0	43	0	0	253
St. Olaf	15	60	44	40	37	34	31	27	273	23	20	0	0	0	0	0	43	3	0	319
Total																				
GRAND	0	0	0	0	1	0	0	3	4	2	0	11	8	6	10	37	0	0	0	41
Castle Valley Academy	7	18	8	3	6	9	7	2	53	3	0	0	0	0	0	3	0	0	0	56
Moab Christian Academy	7	18	8	3	7	9	7	5	57	5	0	11	8	6	10	40	0	0	0	97
Total																				
GRANITE	0	12	8	4	7	5	4	6	46	0	1	1	0	0	0	2	0	0	0	48
Grace Baptist Church Acad	23	18	23	23	24	21	23	23	155	34	27	24	30	20	22	157	0	0	0	312
Intermountain Christian	25	12	11	2	2	0	0	0	27	0	0	0	0	0	0	0	0	0	0	27
Montessor of Salt Lake	0	0	0	0	0	0	0	0	0	0	0	6	5	0	2	13	0	0	13	
Olympus View Hosp. Sch.	23	8	10	7	10	11	5	5	56	6	0	0	0	0	6	0	0	0	62	
Reid School	0	5	8	9	9	8	8	8	55	4	7	6	2	0	0	18	0	0	73	
Salt Lake Jr. Academy	0	35	33	25	23	18	24	19	191	27	24	0	0	0	0	51	0	0	242	
St. Francis Xavier Regional	0	38	36	35	35	36	32	24	249	36	34	0	0	0	0	70	0	0	319	
St. Vincent School	0	0	17	11	8	11	6	8	61	14	6	7	6	8	0	41	0	0	102	
Valley Christian School	71	128	146	124	121	117	98	106	840	121	99	43	43	28	24	358	0	0	1,198	
Total																				
JORDAN	0	0	38	38	42	31	34	39	222	25	27	24	22	22	26	146	0	0	0	369
Alta Academy	28	32	30	32	32	32	32	23	213	32	0	0	0	0	0	32	0	0	0	245
Blessed Sacrament	0	0	0	0	0	1	1	0	2	0	1	2	0	2	3	8	0	0	0	10
Charter Summit School	27	15	21	15	18	16	13	11	109	16	8	0	0	0	0	24	0	0	0	133
Grace Lutheran	0	0	0	0	0	0	0	1	1	2	9	20	18	10	10	69	0	0	0	70
Rivendell Child/Youth Ctr	47	62	44	48	47	40	48	48	337	45	42	29	30	24	18	188	0	0	0	525
Waterford School	0	0	0	0	0	0	0	1	1	0	2	2	7	2	2	15	0	0	0	16
Youth Care Inc.	102	109	133	133	139	120	128	123	885	120	89	77	77	60	59	482	0	0	0	1,367
Total																				
MILLARD	3	5	5	4	4	4	3	2	27	3	4	2	2	6	3	20	1	0	0	48
Shiloah Valley Christian																				
NORTH SANPETE	0	0	0	0	0	0	0	0	0	0	0	0	18	32	38	55	143	0	0	143
Wasatch Academy																				
PARK CITY	11	14	11	4	8	4	5	4	50	6	6	0	0	0	0	12	0	0	0	62
Carden Academy	0	0	0	0	0	0	0	0	0	0	0	0	0	0	0	0	0	0	0	26
Silver Creek Academy	11	14	11	4	8	4	5	4	50	6	6	0	0	0	0	12	0	0	0	62
Total																				

**UTAH STATE OFFICE OF EDUCATION
FALL ENROLLMENT BY RACE/ETHNICITY FOR NON-PUBLIC DAY SCHOOLS IN UTAH BY DISTRICT
October 1, 1992**

DISTRICT/SCHOOL	American Indian or Alaskan Native		Hispanic		Asian		Pacific Islander		Not of Hispanic Origin:				Total	
	Boy	Girl	Boy	Girl	Boy	Girl	Boy	Girl	Black		White		Boy	Girl
									Boy	Girl	Boy	Girl		
ALPINE	0	0	1	0	0	1	2	3	0	0	56	74	59	78
American Heritage														
CARBON	0	0	14	10	0	1	0	0	0	0	72	69	86	80
Notre Dame Regional														
DAVIS	0	0	0	0	1	0	0	0	1	0	8	5	10	5
College for Tols #2														
School of St. Peter	0	0	0	1	0	0	0	0	5	3	20	22	25	26
St. Olaf	1	0	9	8	2	0	1	2	1	2	115	114	128	125
Total	1	0	9	9	3	0	1	7	5	143	141	163	156	
GRAND	3	1	0	1	0	1	0	0	1	0	14	20	18	23
Castle Valley Academy														
Moab Christian Academy	0	0	2	1	0	0	0	0	0	0	23	30	25	31
Total	3	1	2	2	0	1	0	0	1	0	37	50	43	54
GRANITE	0	0	1	0	1	1	0	0	0	0	19	26	21	27
Grace Baptist Church Acad														
Intermountain Christian	0	0	0	1	14	10	0	0	1	1	154	131	169	143
Montessorif of Salt Lake	0	0	1	0	2	1	0	0	0	0	15	8	18	9
Olympus View Hosp. Sch.	0	2	1	0	0	0	0	0	0	1	2	7	3	10
Reld School	0	0	0	0	0	0	0	0	0	0	45	17	45	17
Salt Lake Jr. Academy	0	0	6	2	1	1	2	2	1	1	35	22	45	28
St. Francis Xavier Regional	0	0	17	33	6	4	0	0	4	0	111	67	138	104
St. Vincent School	0	1	5	4	7	4	0	0	0	0	156	142	168	151
Valley Christian School	0	0	8	7	0	0	0	0	0	0	46	41	54	48
Total	0	3	39	47	31	21	2	2	6	3	583	461	661	537
JORDAN	0	0	0	0	0	0	0	0	0	0	179	189	179	189
Alta Academy														
Blessed Sacrament	0	0	10	6	5	1	0	0	0	0	101	122	116	129
Charter Summit School	0	0	0	0	0	0	0	0	0	0	3	7	3	7
Grace Lutheran	0	0	3	1	4	0	0	0	0	0	75	50	82	51
Rivendell Child/Youth Ctr	2	2	3	0	0	0	0	0	3	0	38	22	46	24
Waterford School	2	0	3	6	7	8	0	0	1	2	295	201	308	217
Youth Care Inc.	0	1	0	0	0	0	0	0	0	0	8	7	8	8
Total	4	3	19	13	16	9	0	0	4	2	699	598	742	625
MILLARD	0	0	0	0	0	0	0	0	0	0	28	20	28	20
Shiloah Valley Christian														
NORTH SANPETE	1	5	1	3	20	14	0	0	1	59	39	81	62	62
Wasatch Academy														
PARK CITY	0	0	0	0	0	0	2	0	0	0	28	32	28	34
Carden Academy	0	0	0	0	0	0	0	0	0	0	11	15	11	15
Silver Creek Academy	0	0	0	0	0	0	0	0	0	0	39	47	39	49
Total	0	0	0	0	0	0	2	0	0	0	99	47	39	49

UTAH STATE OFFICE OF EDUCATION
FALL ENROLLMENT BY RACE/ETHNICITY FOR NON-PUBLIC DAY SCHOOLS IN UTAH BY DISTRICT
October 1, 1992

DISTRICT/SCHOOL	American Indian or Alaskan Native		Hispanic		Asian		Pacific Islander		Not of Hispanic Origin:		Total		
	Boy	Girl	Boy	Girl	Boy	Girl	Boy	Girl	Black		White		
									Boy	Girl	Boy	Girl	
SAN JUAN	113	107	0	0	0	0	0	0	0	0	0	113	107
Aneth Boarding School	10	9	0	0	0	0	0	0	0	0	0	21	15
S.D.A. - Monument Valley	123	116	0	0	0	0	0	0	0	0	0	134	122
Total													
SEVIER	1	0	3	1	0	0	0	0	4	1	29	37	22
Sorenson's Ranch School													
TOOELE	0	0	1	1	0	0	0	0	0	0	3	4	4
St. Marguerite Pre-Sch													
WASHINGTON	0	0	0	0	0	0	0	0	0	0	0	0	0
Cross Creek Manor													
WEBER	0	0	0	0	0	0	0	0	0	0	8	8	70
Childrens Classic	0	0	1	0	0	0	0	0	1	0	1	3	11
Deamude S.D.A.	0	0	4	4	0	1	0	0	2	7	8	11	15
New Life Christian Academy	0	0	1	1	1	0	0	0	0	17	23	19	25
Total	0	0	6	5	1	1	0	0	1	3	25	33	51
SALT LAKE CITY	0	0	3	8	0	2	1	0	0	0	150	151	161
J.E. Cosgriff Memorial	1	1	45	35	18	11	0	0	7	2	396	405	454
Judge Memorial H.S.	0	0	47	34	3	6	0	0	1	2	100	89	131
Kearns-St. Ann	0	0	28	21	2	1	2	4	3	4	116	88	151
Our Lady of Lourdes	0	0	0	0	0	0	0	0	0	0	35	20	37
Realms of Inquiry School	0	0	1	1	0	0	0	0	4	1	105	86	110
Redeemer Lutheran	1	4	7	7	19	26	0	1	2	1	348	359	377
Rowland Hall-St. Mark's	0	0	1	1	1	0	0	0	0	0	34	37	38
Salt Lake Lutheran H.S.	0	0	0	0	0	0	1	0	0	1	19	8	20
Western Institute Academy	0	0	0	0	0	0	0	0	0	0	0	0	9
Total	2	5	132	107	45	47	4	5	17	11	1,303	1,243	1,503
OGDEN	2	1	0	2	0	0	0	0	0	0	8	14	10
Children's Classic	0	0	1	1	1	2	0	0	0	0	22	20	24
Horizon Educ System	0	0	0	0	0	0	0	0	0	0	4	1	4
McKay Dee School	0	0	43	53	7	2	0	0	3	9	143	130	196
St. Joseph Grade School	0	1	8	4	3	4	0	0	1	2	80	102	92
St. Joseph High	0	0	1	2	3	3	0	0	1	0	87	70	92
St. Paul Lutheran	0	2	53	62	14	11	0	0	5	11	344	337	418
Total	2	0	4	2	0	0	0	0	1	19	16	23	19
PROVO	0	0	7	5	2	0	0	1	10	4	29	15	48
Discovery Academy	0	0	3	4	5	10	0	0	2	1	140	118	150
Heritage Schools Inc.	0	1	13	5	0	0	0	0	8	8	52	102	66
Meridian School	1	0	0	1	0	0	0	0	0	0	11	3	11
Provo Canyon School	0	1	27	17	7	10	0	1	20	14	279	204	334
S.D.A. - Provo	1	0	0	0	0	0	0	0	0	0	0	0	4
Total	0	0	0	0	4	2	0	0	0	0	96	83	100
MURRAY	0	0	0	0	0	0	0	0	0	0	0	0	0
Christ Lutheran	138	135	307	277	141	118	8	14	65	51	3,814	3,507	4,473
TOTAL													

AVERAGE DAILY MEMBERSHIP BY GRADE
ELEMENTARY DAY SCHOOLS
1992-93 SCHOOL YEAR

NO. DISTRICT	KINDER- GARTEN	FIRST	SECOND	THIRD	FOURTH	FIFTH	SIXTH	TOTAL ONE THRU SIX	SPECIAL EDUCATION			TOTAL ELEMENTARY
									STATE	LOCAL	HOSP/HOME	
01 ALPINE	2,780	2,916	2,826	2,941	3,153	3,242	3,210	18,288		560	2	21,630
02 BEAVER	93	93	104	103	103	109	122	634		4		731
03 BOX ELDER	774	845	820	934	859	941	561	4,960		87		5,821
04 CACHE	825	868	975	915	1,010	987		4,755		130		5,710
05 CARBON	320	332	304	367	382	389	113	1,887		74	2	2,283
06 DAGGETT	17	17	8	17	14	17	17	90				107
07 DAVIS	3,917	4,157	4,140	4,237	4,343	4,521	4,498	25,896		838	4	30,655
08 DUCHESNE	287	309	303	321	309	295	349	1,886		131	4	2,308
09 EMERY	219	209	248	241	278	302	268	1,546		37		1,802
10 GARFIELD	62	82	84	88	92	91	50	487		3		552
11 GRAND	112	119	112	136	126	125	113	731		11		854
12 GRANITE	5,708	5,936	5,900	5,920	6,102	6,303	6,078	36,239		1,061	7	43,015
13 IRON	400	390	439	408	460	415	466	2,578		2		2,980
14 JORDAN	4,766	4,989	5,034	5,335	5,386	5,752	5,618	32,114		1,102	1	37,983
15 JUAB	110	121	118	134	122	139		634		11		755
16 KANE	90	99	99	121	106	121	30	576		5		671
17 MILLARD	258	295	262	332	317	2	3	1,211		13		1,482
18 MORGAN	129	126	147	139	137	139		549		8		686
19 NEBO	1,254	1,236	1,279	1,283	1,329	1,412	124	6,663		111		8,028
20 NO SANPETE	150	170	158	188	174	198		888		11		1,049
21 NO SUMMIT	64	68	67	68	61			264		3		331
22 PARK CITY	179	215	253	224	211			903		3		1,085
23 PIUTE	23	13	20	33	20	25	20	131		2		156
24 RICH	27	39	42	48	39	46	43	257		4		288
25 SAN JUAN	269	239	225	226	265	234	149	1,338		60		1,667
26 SEVIER	278	312	351	337	348	374	10	1,732		19		2,029
27 SO SANPETE	182	196	192	227	242	238	92	1,187		8		1,377
28 SO SUMMIT	74	62	75	83	99	98		417		3		494
29 TINTIC	19	11	22	13	15	22	18	101				120
30 TOOELE	506	504	542	545	538	501	518	3,148		52	1	3,707
31 Uintah	517	492	502	527	505	564	48	2,638		142		3,297
32 WASATCH	213	230	220	229	218	257		1,154		33	1	1,4C1
33 WASHINGTON	971	1,090	1,092	1,100	1,175	1,241	1,253	6,951		71		7,993
34 WAYNE	33	45	39	41	51	39	5	220				253
35 WEBER	1,768	1,818	2,021	1,966	2,014	2,203	2,161	12,183		321	1	14,273
36 SALT LAKE	2,087	2,125	2,056	2,143	2,023	2,053	1,953	12,353		510	2	14,950
37 OGDEN	1,037	1,072	998	1,024	1,008	1,056		5,158		180		6,377
38 PROVO	974	1,029	962	990	999	1,011	1,029	6,020		160		7,154
39 LOGAN	505	507	497	474	461	476	461	2,415		38		2,958
40 MURRAY	474	498	517	487	561	549	550	3,162		84		3,720
TOTALS	32,471	33,874	34,053	34,945	35,655	36,348	29,469	204,344	5,892	25		242,732

NOTE: Pre-Audit Data





AVERAGE DAILY MEMBERSHIP BY GRADE
MIDDLE DAY SCHOOLS
1992-93 SCHOOL YEAR

NO. DISTRICT	FOURTH	FIFTH	SIXTH	SEVENTH	EIGHTH	NINTH	TENTH	TOTAL 4 THRU 10	SPECIAL EDUCATION			TOTAL MIDDLE
									STATE	LOCAL	HOSP/HOME	
01 ALPINE												
02 BEAVER												
03 BOX ELDER			397	372	372			1,141	21			1,162
04 CACHE	1,023		1,052					2,075	62			2,137
05 CARBON	305		323					628	6			634
06 DAGGETT												
07 DAVIS												
08 DUCHESNE												
09 EMERY												
10 GARFIELD	50		57	54				161	4			165
11 GRAND												
12 GRANITE												
13 IRON												
14 JORDAN												
15 JUAB	122		136	132				390	9			399
16 KANE	82		92	78				252	5			257
17 MILLARD	321		300	314				1,239	32			1,271
18 MORGAN	176		156	145				658	2			660
19 NEBO	1,277		1,259	479	443			3,458	29	1		3,488
20 NO SANPETE	202		194	212				608	10			618
21 NO SUMMIT	67		74	88				309				309
22 PARK CITY	213		193	191				828	13			841
23 PIUTE												
24 RICH												
25 SAN JUAN	129		115	120				364	7	1		372
26 SEVIER	400		395	415				1,210	13			1,223
27 SO SANPETE	137		169	140				446				446
28 SO SUMMIT	83		105	101				289	4			293
29 TINTIC												
30 TOOELE	132		121	130				511	7			518
31 UINTAH	508		566	80				1,154	30			1,184
32 WASATCH	248		277	243				768	12			780
33 WASHINGTON												
34 WAYNE	48		51	50				149				149
35 WEBER												
36 SALT LAKE												
37 OGDEN	1,036		914	883				2,833	152	1		2,986
38 PROVO												
39 LOGAN	414		420	438				1,272	48	1		1,321
40 MURRAY												
TOTALS	909	7,343	7,393	4,655	443			20,743	466	4		21,213

NOTE: Pro-Audit Data

AVERAGE DAILY MEMBERSHIP BY GRADE
SECONDARY DAY SCHOOLS
1992-93 SCHOOL YEAR

NO. DISTRICT	SEVENTH	EIGHTH	NINTH	TENTH	ELEVENTH	TWELFTH	TOTAL 7 THRU 12	SPECIAL EDUCATION			TOTAL SEC.	GRAND TOTAL
								STATE	LOCAL	HOSP/HOME		
01 ALPINE	3,332	3,216	3,142	3,010	2,982	2,458	18,140	300		1	18,441	40,071
02 BEAVER	116	118	105	115	113	86	653	8			661	1,392
03 BOX ELDER	554	536	794	830	714	687	4,115	67			4,182	11,165
04 CACHE		940	941	985	974	848	4,688	51			4,739	12,586
05 CARBON	132	451	404	408	371	322	2,088	23			2,111	5,028
06 DAGGETT	11	19	13	16	13	11	83				83	190
07 DAVIS	4,639	4,497	4,048	4,278	4,035	3,477	24,974	632		9	25,615	56,270
08 DUCHESNE	357	327	385	369	322	279	2,039	25			2,064	4,372
09 EMERY	323	299	259	255	260	197	1,593	11			1,604	3,406
10 GARFIELD	51	31	79	89	87	70	407	3			410	1,127
11 GRAND	133	114	113	122	116	81	679	13		1	693	1,547
12 GRANITE	6,502	6,341	5,666	5,918	5,220	4,440	34,087	882		32	35,001	78,016
13 IRON	461	455	399	478	367	343	2,503	22			2,525	5,505
14 JORDAN	5,600	5,524	4,817	5,100	4,649	4,129	29,819	691			30,510	68,493
15 JUAB			138	108	107	103	456	19			475	1,629
16 KANE	36	33	90	138	101	98	496	3			499	1,427
17 MILLARD	1		296	287	272	231	1,087	24			1,111	3,864
18 MORGAN			133	167	137	123	560	6			566	1,912
19 NEBO	118	960	748	1,366	1,248	1,136	5,576	81			5,657	17,173
20 NO SANPETE			186	177	155	115	633	15			648	2,315
21 NO SUMMIT			92	82	75	53	302				302	942
22 PARK CITY			183	172	150	118	623	26			649	2,575
23 PIUTE	36	36	41	31	42	44	230	2			232	388
24 RICH	43	54	41	52	35	36	261	2			263	551
25 SAN JUAN	166	137	249	254	242	206	1,254	53		1	1,308	3,347
26 SEVIER	1	1	416	445	381	339	1,583	31			1,614	4,866
27 SO SANPETE	89	92	240	227	229	191	1,068	13		1	1,082	2,905
28 SO SUMMIT	1		80	96	85	60	322	6			328	1,115
29 TINTIC	13	27	23	16	21	23	123				123	243
30 TOOELE	507	442	551	538	484	476	2,998	69		3	3,070	7,295
31 UINTAH	1	486	449	429	406	307	2,078	85			2,163	6,644
32 WASATCH			258	263	218	183	922	20			942	3,123
33 WASHINGTON	1,244	1,176	1,080	1,169	1,011	821	6,501	97		8	6,606	14,599
34 WAYNE			54	39	60	30	183				183	585
35 WEBER	2,259	2,137	2,020	2,008	1,933	1,645	12,002	459		4	12,465	26,738
36 SALT LAKE	1,897	1,757	1,628	1,666	1,524	1,338	9,810	448		52	10,310	25,260
37 OGDEN	2	8	798	817	819	657	3,101	199		2	3,302	12,665
38 PROVO	1,005	1,062	972	1,034	1,047	917	6,037	319		3	6,359	13,513
39 LOGAN			389	391	364	363	1,507	32			1,539	5,818
40 MURRAY	559	544	466	521	457	388	2,935	73			3,008	6,728
TOTALS	30,189	31,820	32,786	34,466	31,826	27,429	188,516	4,810		117	193,443	457,388

NOTE: Pre-Audit Data

YEAR-END ENROLLMENT BY GRADE
ELEMENTARY DAY SCHOOLS
1992-93 SCHOOL YEAR

NO. DISTRICT	KINDER- GARTEN	FIRST	SECOND	THIRD	FOURTH	FIFTH	SIXTH	TOTAL ONE THRU SIX	SPECIAL EDUCATION			TOTAL ELEMENTARY
									STATE	LOCAL	HOSP/HOME	
01 ALPINE	2,798	2,932	2,835	2,936	3,142	3,239	3,215	18,299	591		3	21,691
02 BEAVER	91	93	105	104	105	110	125	642	4			737
03 BOX ELDER	775	844	814	923	856	936	563	4,936	89			5,800
04 CACHE	838	873	985	924	1,011	993		4,786	133			5,757
05 CARBON	320	328	302	370	385	392	112	1,889	71		2	2,282
06 DAGGETT	15	17	9	17	15	17	18	93				108
07 DAVIS	3,873	4,113	4,075	4,192	4,348	4,499	4,552	25,779	878		7	30,537
08 DUCHESNE	227	305	302	321	306	295	354	1,883	115		4	2,289
09 EMERY	284	214	254	243	279	302	271	1,563	37			1,824
10 GARFIELD	61	81	86	88	90	93	51	489	3			553
11 GRAND	125	129	138	162	123	129	112	793	12			930
12 GRANITE	5,640	5,838	5,820	5,859	6,034	6,261	6,048	35,860	1,880			43,380
13 IRON	390	398	447	411	468	418	465	2,607	2			2,999
14 JORDAN	4,765	5,005	5,023	5,313	5,399	5,763	5,623	32,126	1,209		1	38,101
15 JUAB	107	121	120	132	121	139		633	12			752
16 KANE	93	102	101	125	109	127	30	594	5			692
17 MILLARD	256	295	263	335	317	2	3	1,215	13			1,484
18 MORGAN	129	130	151	148	142			571	9			709
19 NEBO	1,261	1,237	1,289	1,287	1,333	1,413	125	6,684	119			8,064
20 NO SANPETE	155	169	156	189	175	198		887	12			1,054
21 NO SUMMIT	62	69	68	69	61			267	3			332
22 PARK CITY	182	226	260	228	220			934	3			1,119
23 PIUTE	25	15	22	35	20	25	21	138	2			165
24 RICH	27	40	42	46	40	46	42	256	3			286
25 SAN JUAN	276	251	233	233	268	237	149	1,371	65			1,712
26 SEVIER	285	320	359	344	351	382	10	1,766	20			2,071
27 SO SANPETE	184	199	207	222	244	242	93	1,207	9			1,400
28 SO SUMMIT	74	62	76	85	100	98		421				495
29 TINTIC	20	11	24	14	16	22	19	106				126
30 TOOELE	505	509	548	551	543	497	519	3,167	54		1	3,727
31 UINTAH	523	503	513	530	502	575	50	2,673	147			3,343
32 WASATCH	211	232	223	226	220	256		1,157	32		1	1,401
33 WASHINGTON	1,005	1,107	1,104	1,121	1,192	1,248	1,261	7,033	71			8,109
34 WAYNE	34	45	40	41	50	40	5	221				255
35 WEBER	1,763	1,835	2,027	1,975	2,020	2,206	2,172	12,235	333			14,331
36 SALT LAKE	2,085	2,123	2,037	2,135	2,014	2,055	1,942	12,306	579		35	15,005
37 OGDEN	1,009	1,049	989	1,020	1,006	1,055		5,119	168		2	6,298
38 PROVO	958	1,027	971	1,024	1,002	1,035	1,031	6,090	149			7,197
39 LOGAN	504	505	498	473	458	473	552	2,407	38			2,949
40 MURRAY	471	498	512	478	555	541		3,126	85			3,692
TOTALS	32,406	33,850	34,028	34,929	35,640	36,359	29,533	204,339	6,955		56	243,756



YEAR-END ENROLLMENT BY GRADE
MIDDLE DAY SCHOOLS
1992-93 SCHOOL YEAR

NO	DISTRICT	FOURTH	FIFTH	SIXTH	SEVENTH	EIGHTH	NINTH	TENTH	TOTAL 4 THRU 10	SPECIAL EDUCATION			TOTAL MIDDLE
										STATE	LOCAL	HOSP/HOME	
01	ALPINE												
02	BEAVER												
03	BOX ELDER					374			1,142		19		1,161
04	CACHE	1,020		1,063	937	934			3,954		18		3,972
05	CARBON	301		322					623				623
06	DAGGETT												
07	DAVIS										24		24
08	DUCHE SNE												
09	EMERY												
10	GARFIELD	52		57	56				165		4		169
11	GRAND												
12	GRANITE												
13	IRON												
14	JORDAN												
15	JUAB	121		134	130				385		137		137
											8		393
16	KANE	83		93	81				257		5		262
17	MILLARD	321		296	319	305			1,241		32		1,273
18	MORGAN	179		158	183	148			668		3		671
19	NEBO			1,289	1,263	473	435		3,460		26	1	3,487
20	NO SANPETE	199		192	214				605		11		616
21	NO SUMMIT	67		74	80	88			309				309
22	PARK CITY	217		226	202	179			824		13		837
23	PIUTE												
24	RICH												
25	SAN JUAN	131		116	114				361		7	1	369
26	SEVIER	406		398	426				1,230		13		1,243
27	SO SANPETE	137		173	140				450				450
28	SO SUMMIT	85		106	100				291		1		292
29	TINTIC												
30	TOOELE	133		122	129	133			517		6		523
31	UINTAH												
32	WASATCH	512		562	81				1,155		22		1,177
33	WASHINGTON	248		280	244				772		9	1	772
34	WAYNE	47		51	51				149				10
35	WEBER												149
36	SALT LAKE												
37	OGDEN	1,022		901	877				2,800		150		2,950
38	PROVO												
39	LOGAN	416		415	439				1,270		53	1	1,324
40	MURRAY												
TOTALS		917	7,340	7,412	5,590	1369			22,628		561	4	23,193



YEAR-END ENROLLMENT BY GRADE
SECONDARY DAY SCHOOLS
1992-93 SCHOOL YEAR

NO. DISTRICT	SEVENTH	EIGHTH	NINTH	TENTH	ELEVENTH	TWELFTH	TOTAL 7 THRU 12	SPECIAL EDUCATION			TOTAL SEC.	GRAND TOTAL
								STATE	LOCAL	HOSP/HOME		
01 ALPINE	3,323	3,218	3,203	3,090	3,104	2,440	18,378	305		1	18,684	40,375
02 BEAVER	115	120	107	113	110	84	649	8			657	1,394
03 BOX ELDER	550	538	797	826	702	675	4,088	64			4,152	11,113
04 CACHE		1	2	977	972	841	2,793	93			2,886	12,615
05 CARBON	134	454	411	400	367	315	2,081	26			2,107	5,012
06 DAGGETT	12	20	13	16	13	11	85				85	193
07 DAVIS	4,685	4,507	4,071	4,204	3,959	3,400	24,826	567		12	25,405	55,942
08 DUCHESNE	358	328	376	358	307	257	1,984	23			2,007	4,320
09 EMERY	325	303	259	248	255	179	1,569	11			1,580	3,404
10 GARFIELD	51	33	81	89	87	69	410	2			412	1,134
11 GRAND	129	106	102	119	103	79	638	15		1	654	1,584
12 GRANITE	6,529	6,547	6,222	6,672	6,144	5,824	37,938	82			38,020	81,400
13 IRON	460	451	414	477	361	330	2,493	22			2,515	5,514
14 JORDAN	5,569	5,495	4,815	4,961	4,550	3,995	29,385	458			29,843	68,081
15 JUAB			137	109	104	101	451	19			470	1,615
16 KANE	38	33	89	136	97	91	484	3			487	1,441
17 MILLARD	1		296	289	273	231	1,090	22			1,112	3,869
18 MORGAN			138	168	138	125	569	8			577	1,957
19 NEBO	119	964	750	1,362	1,240	1,121	5,556	74			5,630	17,181
20 NO SANPETE			179	174	152	112	617	13			630	2,300
21 NO SUMMIT			91	81	74	51	297				297	938
22 PARK CITY			184	169	147	114	614	26			640	2,596
23 PIUTE	35	36	41	30	42	42	226	1			227	392
24 RICH	43	53	41	52	35	38	262	2			264	550
25 SAN JUAN	172	148	259	267	255	206	1,307	43		1	1,351	3,432
26 SEVIER		3	415	442	371	333	1,564	30			1,594	4,908
27 SO SANPETE	91	95	239	220	224	190	1,059	13		1	1,073	2,923
28 SO SUMMIT	1		78	94	83	57	313				313	1,100
29 TINTIC	13	28	23	16	23	21	124				124	250
30 TOOELE	509	442	552	556	501	464	3,024	65		2	3,091	7,341
31 UINTAH	1	484	454	426	385	270	2,020	99			2,119	6,639
32 WASATCH			253	254	210	178	895	29			924	3,097
33 WASHINGTON	1,248	1,179	1,081	1,165	987	769	6,429	89		11	6,529	14,648
34 WAYNE			52	40	58	30	180				180	584
35 WEBER	2,280	2,139	2,042	2,006	1,927	1,650	12,044	436		9	12,489	26,820
36 SALT LAKE	1,880	1,730	1,610	1,625	1,484	1,277	9,606	406		15	10,027	25,032
37 OGDEN	11	8	786	798	788	596	2,987	192		2	3,181	12,429
38 PROVO	1,021	1,088	1,004	1,063	1,072	979	6,227	243	75	3	6,548	13,745
39 LOGAN			387	395	371	376	1,529	28			1,557	5,830
40 MURRAY	551	538	468	530	461	369	2,917	73			2,990	6,682
TOTALS	30,254	31,089	32,522	35,017	32,536	28,290	189,708	75	3,590	58	193,431	460,380



HIGH SCHOOL GRADUATES BY RACE/ETHNICITY & SEX - REGULAR DIPLOMA
1992-93 SCHOOL YEAR

NO. DISTRICT	AMERICAN INDIAN OR ALASKAN NATIVE		HISPANIC		ASIAN		PACIFIC ISLANDER		NOT OF HISPANIC ORIGIN		TOTAL		GRAND TOTAL
	BOYS		GIRLS		BOYS		GIRLS		BLACK		WHITE		
	BOYS	GIRLS	BOYS	GIRLS	BOYS	GIRLS	BOYS	GIRLS	BOYS	GIRLS	BOYS	GIRLS	
01 ALPINE	3	5	14	7	8	9	7	5	1,014	1,131	1,046	1,158	2,120
02 BEAVER			1						42	41	43	41	84
03 BOX ELDER	2	4	13	5	4	5			344	318	364	332	696
04 CACHE		3	4	6	3	1			409	383	416	393	809
05 CARBON		1	14	18	1	1			146	136	161	156	317
06 DAGGETT									5	6	5	6	11
07 DAVIS	7	7	41	39	40	26	2	2	1,515	1,625	1,612	1,707	3,319
08 DUCHESNE	8	6	1	4	3	3			118	136	127	149	276
09 EMERY				1					104	74	104	75	179
10 GARFIELD									41	27	42	27	69
11 GRAND		1			1	1			39	37	41	39	80
12 GRANITE	12	13	71	71	51	67	14	11	1,798	1,896	1,959	2,073	4,032
13 IRON	2	1	3		1		1		160	140	166	142	308
14 JORDAN	8	8	46	57	34	34			1,732	1,825	1,824	1,925	3,749
15 JUAB									48	53	48	53	101
16 KANE	2	1							47	47	49	48	97
17 MILLARD	1	4	1	4	1	1		1	115	106	118	116	234
18 MORGAN			1						53	68	54	69	123
19 NEBO	2		10	7	1	1			570	504	583	512	1,095
20 NO SANPETE	1				1	1		1	58	56	60	58	118
21 NO SUMMIT									26	28	26	28	54
22 PARK CITY					1				56	57	58	57	115
23 PIUTE	1								16	25	17	25	42
24 RICH									16	22	16	22	38
25 SAN JUAN	41	50	3	2	1	1	1	1	53	54	99	108	207
26 SEVIER									138	157	144	169	313
27 SO SANPETE	2	8	3	4	1				91	94	93	94	187
28 SO SUMMIT		1	2						27	29	27	30	57
29 TINTIC									8	12	8	12	20
30 TOOELE	2	4	31	12	3		1	2	214	217	252	235	487
31 UINTAH	4	5	1	7	1				137	157	143	169	312
32 WASATCH	1		1	1		1			100	84	102	86	188
33 WASHINGTON	7	4	10	7	3	4	1	1	403	391	425	407	832
34 WAYNE					1	1			14	16	14	17	31
35 WEBER	1	3	23	10	11	22	3	1	709	809	754	846	1,600
36 SALT LAKE	6	8	45	46	33	36	13	14	384	437	493	554	1,047
37 OGDEN	2	2	28	35	10	4			230	272	278	319	597
38 PROVO		9	13	11	17	10			377	374	408	406	814
39 LOGAN	1	1	1	3	9	11			159	142	170	156	326
40 MURRAY	3	1	2	1	2	2	1	1	202	186	211	191	402
TOTALS	120	149	383	358	237	243	42	37	60	51	11,718	12,172	23,890
											12,560	13,010	25,570

HIGH SCHOOL GRADUATES BY RACE/ETHNICITY & SEX - OTHER COMPLETERS
1992-93 SCHOOL YEAR

NO. DISTRICT	AMERICAN INDIAN OR ALASKAN NATIVE		HISPANIC		ASIAN		PACIFIC ISLANDER		NOT OF HISPANIC ORIGIN				TOTAL		GRAND TOTAL
	BOYS		GIRLS		BOYS		GIRLS		BLACK		WHITE		BOYS	GIRLS	
	BOYS	GIRLS	BOYS	GIRLS	BOYS	GIRLS	BOYS	GIRLS	BOYS	GIRLS	BOYS	GIRLS			
01 ALPINE									7	9	9	7	9	16	
02 BEAVER															
03 BOX ELDER									1			1		1	
04 CACHE															
05 CARBON															
06 DAGGETT															
07 DAVIS															
08 DUCHESNE									15	6	6	15	6	21	
09 EMERY															
10 GARFIELD															
11 GRAND															
12 GRANITE															
13 IRON									1	1	1	1	1	2	
14 JORDAN															
15 JUAB															
16 KANE									1	2	2	1	2	3	
17 MILLARD															
18 MORGAN															
19 NEBO															
20 NO SANPETE															
21 NO SUMMIT															
22 PARK CITY															
23 PIUTE															
24 RICH															
25 SAN JUAN															
26 SEVIER															
27 SO SANPETE															
28 SO SUMMIT															
29 TINTIC															
30 TOOELE															
31 UINTAH															
32 WASATCH															
33 WASHINGTON															
34 WAYNE															
35 WEBER															
36 SALT LAKE															
37 OGDEN															
38 PROVO															
39 LOGAN															
40 MURRAY															
TOTALS	1	1	3	5	3	3	1	1	89	48	48	97	58	155	

47

46

HIGH SCHOOL GRADUATES BY RACE/ETHNICITY & SEX - GRAND TOTAL OF ALL GRADUATES
1992-93 SCHOOL YEAR

NO. DISTRICT	AMERICAN INDIAN OR ALASKAN NATIVE		HISPANIC		ASIAN		PACIFIC ISLANDER		NOT OF HISPANIC ORIGIN		TOTAL		GRAND TOTAL		
	BOYS	GIRLS	BOYS	GIRLS	BOYS	GIRLS	BOYS	GIRLS	BLACK		BOYS	GIRLS			
									BOYS	GIRLS				WHITE	GIRLS
01 ALPINE	3	5	14	7	8	9	7	5	1	1,021	1,140	1,053	1,167	2,220	
02 BEAVER			1							42	41	43	41	84	
03 BOX ELDER	2	4	13	5	4	5			1	345	318	365	332	697	
04 CACHE		3	4	6	3	1				409	383	416	393	809	
05 CARBON		1	14	18	1	1				146	136	161	156	317	
06 DAGGETT															
07 DAVIS	7	7	41	39	40	26	2	2	8	1,515	1,625	1,612	1,707	3,319	
08 DUCHESNE	8	6	1	4	3	3				118	136	127	149	276	
09 EMERY				1						119	80	119	81	200	
10 GARFIELD									1	41	27	42	27	69	
11 GRAND	1	1			1	1				39	37	41	39	80	
12 GRANITE	12	13	71	71	51	67	14	11	13	1,798	1,896	1,959	2,073	4,032	
13 IRON	2	1	3				1	1		161	141	167	143	310	
14 JORDAN	8	8	46	57	34	34			4	1,732	1,825	1,824	1,925	3,749	
15 JUAB										48	53	48	53	101	
16 KANE	2	1								48	49	50	50	100	
17 MILLARD	1	4	1	4	1	1			1	115	106	118	116	234	
18 MORGAN			1		1	1				53	68	54	69	123	
19 NEBO	2		10	7	1	1				570	504	583	512	1,095	
20 NO SANPETE	1				1	1		1		58	56	60	58	118	
21 NO SUMMIT										26	28	26	28	54	
22 PARK CITY					1				1	56	57	58	57	115	
23 PIUTE	1									17	25	18	25	43	
24 RICH										16	22	16	22	38	
25 SAN JUAN	41	51	3	2	1	1	1	1		53	54	99	109	208	
26 SEVIER	2	8	3	4	1					138	157	144	169	313	
27 SO SANPETE			2							91	94	93	94	187	
28 SO SUMMIT		1								27	31	27	32	59	
29 TINTIC										8	13	8	13	21	
30 TOOLE	2	4	31	12	3	3	1	1	2	214	217	252	235	487	
31 UINTAH	4	5	1	7	1					137	157	143	169	312	
32 WASATCH	1		1	1	1	1				100	84	102	86	188	
33 WASHINGTON	7	4	10	7	4	4	1	1	1	408	399	431	415	846	
34 WAYNE					1	1				15	18	15	19	34	
35 WEBER	1	3	24	11	12	23	3	1	1	751	822	798	861	1,659	
36 SALT LAKE	7	8	45	47	33	36	14	15	12	387	440	498	559	1,057	
37 OGDEN	2	2	30	38	11	6			8	236	273	287	325	612	
38 PROVO		9	13	11	17	10			1	381	374	412	406	818	
39 LOGAN	1		1	3	9	11				160	142	171	156	327	
40 MURRAY	3	1	2	1	2	2	1	1	1	203	186	212	191	403	
TOTALS	121	150	386	363	240	246	43	38	60	51	11,807	12,220	12,657	13,068	25,725

DROPOUTS BY RACE/ETHNICITY
GRADE AND SEX
1992-93 SCHOOL YEAR
SEVENTH GRADE

NO. DISTRICT	CAUCASIAN		AMERICAN INDIAN		HISPANIC		ASIAN		PACIFIC		BLACK		TOTAL		GRAND TOTAL
	BOYS	GIRLS	BOYS	GIRLS	BOYS	GIRLS	BOYS	GIRLS	BOYS	GIRLS	BOYS	GIRLS	BOYS	GIRLS	
01 ALPINE	2	4											2	4	6
02 BEAVER															
03 BOX ELDER															
04 CACHE	1	1			1								1	2	3
05 CARBON															
06 DAGGETT											1		6	7	13
07 DAVIS	5	7												1	1
08 DUCHESNE		1													
09 EMERY															
10 GARFIELD															
11 GRAND															
12 GRANITE	1	4	1										1	6	7
13 IRON															
14 JORDAN														1	1
15 JUAB		1													
16 KANE															
17 MILLARD															
18 MORGAN															
19 NEBO															
20 NO SANPETE															
21 NO SUMMIT															
22 PARK CITY															
23 PIUTE															
24 RICH														1	1
25 SAN JUAN															
26 SEVIER															
27 SO SANPETE															
28 SO SUMMIT															
29 TINTIC															
30 TOOELE															
31 UINTAH															
32 WASATCH															
33 WASHINGTON															
34 WAYNE															
35 WEBER															
36 SALT LAKE	6	12	3		1	3			1				10	17	27
37 OGDEN															
38 PROVO	2	1											2	1	3
39 LOGAN															
40 MURRAY	1	1			1								2	1	3
TOTALS	18	33	3	1	2	5			1	1	1		24	41	65



DROPOUTS BY RACE/ETHNICITY
GRADE AND SEX
1992-93 SCHOOL YEAR
EIGHTH GRADE

NO. DISTRICT	CAUCASIAN		AMERICAN INDIAN		HISPANIC		ASIAN		PACIFIC		BLACK		TOTAL		GRAND TOTAL
	BOYS	GIRLS	BOYS	GIRLS	BOYS	GIRLS	BOYS	GIRLS	BOYS	GIRLS	BOYS	GIRLS	BOYS	GIRLS	
01 ALPINE	8	2			1	1							9	4	13
02 BEAVER															
03 BOX ELDER															
04 CACHE															
05 CARBON	2	2			1								3	2	5
06 DAGGETT															
07 DAVIS	4	6			3								7	6	13
08 DUCHESNE		1												1	1
09 EMERY	1										1		2		2
10 GARFIELD															
11 GRAND															
12 GRANITE	6	4			1		1						7	5	12
13 IRON															
14 JORDAN															
15 JUAB															
16 KANE															
17 MILLARD															
18 MORGAN															
19 NEBO															
20 NO SANPETE															
21 NO SUMMIT															
22 PARK CITY															
23 PIUTE															
24 RICH															
25 SAN JUAN		1											1	1	2
26 SEVIER															
27 SO SANPETE															
28 SO SUMMIT															
29 TINTIC															
30 TOOELE															
31 UTAH															
32 WASATCH															
33 WASHINGTON															
34 WAYNE															
35 WEBER															
36 SALT LAKE	8	3		1	2							1	10	7	17
37 OGDEN															
38 RROVO	2	2											2	2	4
39 LOGAN															
40 MURRAY	2	2											2	2	4
TOTALS	33	23	1	1	7	4	1		1	1	1	1	43	30	73



DROPOUTS BY RACE/ETHNICITY
GRADE AND SEX
1992-93 SCHOOL YEAR
NINTH GRADE

NO	DISTRICT	CAUCASIAN		AMERICAN INDIAN		HISPANIC		ASIAN		PACIFIC		BLACK		TOTAL	BOYS	GIRLS	GRAND TOTAL
		BOYS	GIRLS	BOYS	GIRLS	BOYS	GIRLS	BOYS	GIRLS	BOYS	GIRLS	BOYS	GIRLS				
01	ALPINE	6	4							1				7	4	11	
02	BEAVER																
03	BOX ELDER	6	3		2									6	5	11	
04	CACHE																
05	CARBON	2	4		1		1							3	5	8	
06	DAGGETT																
07	DAVIS	6	14				2		1					8	15	23	
08	DUCHESNE	1	1	3	4	1	1							5	5	10	
09	EMERY		1												1	1	
10	GARFIELD																
11	GRAND	6	4	1	1									7	5	12	
12	GRANITE	4	9		1		1		4		1		2	6	16	22	
13	IRON	2	1											2	1	3	
14	JORDAN		1												1	1	
15	JUAB																
16	KANE	1												1		1	
17	MILLARD																
18	MORGAN																
19	NEBO																
20	NO SANPETE																
21	NO SUMMIT	1												1		1	
22	PARK CITY	3												3		3	
23	PIUTE																
24	RICH																
25	SAN JUAN	1	2		1									1	3	4	
26	SEVIER	2	5						1					2	6	8	
27	SO SANPETE	1	1											1	1	2	
28	SO SUMMIT																
29	TINTIC																
30	TOOELE						1							1		1	
31	UINTAH	3	3											3	3	6	
32	WASATCH	3	1						1					3	2	5	
33	WASHINGTON																
34	WAYNE	1							1					1	2	3	
35	WEBER		1														
36	SALT LAKE	6	9	2	2	6	7	2	1	1			2	17	19	36	
37	OGDEN	14	16	2	2	8	7							24	25	49	
38	PROVO																
39	LOGAN																
40	MURRAY	1												1		1	
TOTALS		70	80	8	12	20	22	2	1	3		4	103	119		222	



DROPOUTS BY RACE/ETHNICITY
GRADE AND SEX
1992-93 SCHOOL YEAR
TENTH GRADE

NO. DISTRICT	CAUCASIAN		AMERICAN INDIAN		HISPANIC		ASIAN		PACIFIC		BLACK		TOTAL		GRAND TOTAL
	BOYS	GIRLS	BOYS	GIRLS	BOYS	GIRLS	BOYS	GIRLS	BOYS	GIRLS	BOYS	GIRLS	BOYS	GIRLS	
01 ALPINE	13	5			3				2				18	5	23
02 BEAVER															
03 BOX ELOER	7	6			2	1							9	7	16
04 CACHE	5	2			1								6	2	8
05 CARBON	3		1		1								5		5
06 DAGGETT															
07 DAVIS	64	41			6	3	4	1			2		74	47	121
08 OUCHESNE	2	5		2									4	7	11
09 EMERY	1	2											1	2	3
10 GARFIELD														1	1
11 GRAND	2	4			1								2	5	7
12 GRANITE	113	107	2	6	5	8	6	4	5		3		133	128	261
13 IRON	5	3											5	3	8
14 JORDAN	45	40			3	6	4	1			2		54	47	101
15 JUAB															
16 KANE															
17 MILLARD															
18 MORGAN															
19 NEBO	8	3					2						8	5	13
20 NO SANPETE															
21 NO SUMMIT															
22 PARK CITY	1	1											1	1	2
23 PIUTE															
24 RICH															
25 SAN JUAN	5	3	1										6	3	9
26 SEVIER	6	7	2										8	7	15
27 SO SANPETE	2	1			1								2	3	5
28 SO SUMMIT	1												1		1
29 TINTIC															
30 TOOELE															
31 UINTAH	3	6											3	8	11
32 WASATCH	4	3											4	3	7
33 WASHINGTON	3	6	1										4	6	10
34 WAYNE	1												1		1
35 WEBER	12	11			1			1					13	12	25
36 SALT LAKE	19	24	3	3	7	12	1				1		34	41	75
37 OGDEN	16	29	9	6	6	7	2	1			2		35	43	78
38 PROVO			4										1	7	7
39 LOGAN															
40 MURRAY	1												1		1
TOTALS	342	322	21	22	35	43	17	8	7	2	10	6	432	403	835



DROPOUTS BY RACE/ETHNICITY
GRADE AND SEX
1992-93 SCHOOL YEAR
ELEVENTH GRADE

NO. DISTRICT	CAUCASIAN		AMERICAN INDIAN		HISPANIC		ASIAN		PACIFIC		BLACK		TOTAL BOYS	TOTAL GIRLS	GRAND TOTAL
	BOYS	GIRLS	BOYS	GIRLS	BOYS	GIRLS	BOYS	GIRLS	BOYS	GIRLS	BOYS	GIRLS			
01 ALPINE	18	6										18	6	24	
02 BEAVER															
03 BOX ELDER	13	3			1	2						14	5	19	
04 CACHE	3	5			2							5	5	10	
05 CARBON	3	2	1		1							5	2	7	
06 DAGGETT															
07 DAVIS	157	64	1		5	3	2	1			1	166	69	235	
08 DUCHESNE	3	8	2	3								5	11	16	
09 EMERY	3	3										3	3	6	
10 GARFIELD	1											1		1	
11 GRAND	7	6	1		1							10	6	16	
12 GRANITE	156	120	4	2	11	16	8		1		2	181	143	324	
13 IRON	3	4										3	4	7	
14 JORDAN	74	53	3	3	9	5	1	1			1	88	63	151	
15 JUAB	1											1		1	
16 KANE															
17 MILLARD	2	1										2	1	3	
18 MORGAN	1	1										1	1	2	
19 NEBO	4	6			1		1					6	6	12	
20 NO SANPETE															
21 NO SUMMIT	1	1										1	1	2	
22 PARK CITY	3	3										3	3	6	
23 PIUTE															
24 RICH															
25 SAN JUAN	2	1	1									3	1	4	
26 SEVIER	9	10		2		1						9	13	22	
27 SO SANPETE	3	2		1								3	4	7	
28 SO SUMMIT	4											4		4	
29 TINTIC															
30 TOOELE	8	8			1	1		1				9	10	19	
31 UINTAH	8	9	2	1								10	10	20	
32 WASATCH	7	4										7	4	11	
33 WASHINGTON	9	11				1						9	12	21	
34 WAYNE															
35 WEBER	28	20			1						1	30	20	50	
36 SALT LAKE	29	40		4	23	20	3	1			3	56	69	125	
37 OGDEN	36	32	3	7	10	12	2	1			2	53	53	106	
38 PROVO	4	13			2							6	15	21	
39 LOGAN															
40 MURRAY															
TOTALS	600	436	18	23	68	64	17	5	1	6	8	712	540	1,252	



DROPOUTS BY RACE/ETHNICITY
GRADE AND SEX
1992-93 SCHOOL YEAR
TWELFTH GRADE

NO. DISTRICT	CAUCASIAN		AMERICAN INDIAN		HISPANIC		ASIAN		PACIFIC		BLACK		TOTAL		GRAND TOTAL
	BOYS	GIRLS	BOYS	GIRLS	BOYS	GIRLS	BOYS	GIRLS	BOYS	GIRLS	BOYS	GIRLS	BOYS	GIRLS	
01 ALPINE	41	12	1	1	5	3	1	1					48	17	65
02 BEAVER	1	2											1	2	3
03 BOX ELDER	14	6			2								16	6	22
04 CACHE	10	9			1								11	9	20
05 CARBON	3	1											3	1	4
06 DAGGETT															
07 DAVIS	134	61			12	5	3	3	3	3	4		156	69	225
08 OUCHESNE	5	7		1		1							5	9	14
09 EMERY	6	4											6	4	10
10 GARFIELD	2												2		2
11 GRAND	3	2										1	3	3	6
12 GRANITE	153	114	3	2	13	16	8	1	1	5	2		180	138	318
13 IRON	6	5	1										7	5	12
14 JORDAN	103	69	1		6	5	4	4			1		115	78	193
15 JUAB															
16 KANE		1												1	1
17 MILLARD		1						1					1	1	2
18 MORGAN	1												1	1	1
19 NEBO	6	4				1							6	5	11
20 NO SANPETE															
21 NO SUMMIT	1												1	1	1
22 PARK CITY	3	1											3	3	4
23 PIUTE															
24 RICH															
25 SAN JUAN	3		1										4		4
26 SEVIER	12	12	1										13	12	25
27 SO SANPETE	2	2											2	2	4
28 SO SUMMIT	4	3											4	3	7
29 TINTIC															
30 TOOELE	13	8			3								16	8	24
31 UINTAH	12	7	2	1	1	2							15	10	25
32 WASATCH	8	5											8	5	13
33 WASHINGTON	22	14			1	1	1	1					24	15	39
34 WAYNE															
35 WEBER	32	21			2	1							34	22	56
36 SALT LAKE	43	55	1	5	17	15	6	2	1		1		69	78	147
37 OGDEN	31	25	19	9	23	3		2			4		77	42	119
38 PROVO															
39 LOGAN	12	10											12	11	23
40 MURRAY															
TOTALS	686	461	30	19	86	54	24	13	5	6	12	4	843	557	1,400

DROPOUTS BY RACE/ETHNICITY
GRADE AND SEX
1992-93 SCHOOL YEAR
SELF-CONTAINED

NO. DISTRICT	CAUCASIAN		AMERICAN INDIAN		HISPANIC		ASIAN		PACIFIC		BLACK		TOTAL	GRAND TOTAL
	BOYS	GIRLS	BOYS	GIRLS	BOYS	GIRLS	BOYS	GIRLS	BOYS	GIRLS	BOYS	GIRLS		
01 ALPINE														
02 BEAVER														
03 BOX ELDER		1											1	1
04 CACHE	3	1											3	4
05 CARBON	2									1			3	3
06 DAGGETT														
07 DAVTS	45	14			4		1						50	64
08 DUCHESNE														
09 EMERY														
10 GARFIELD														
11 GRAND														
12 GRANITE	57	5			4			2					62	69
13 IRON														
14 JORDAN	12	5			1								13	18
15 JUAB														
16 KANE														
17 MILLARD	2												2	2
18 MORGAN														
19 NEBO	1	2											1	3
20 NO SANPETE														
21 NO SUMMIT														
22 PARK CITY														
23 PIUTE														
24 RICH														
25 SAN JUAN														
26 SEVIER														
27 SO SANPETE														
28 SO SUMMIT														
29 TINTIC														
30 TOOELE													1	1
31 UINTAH														
32 WASATCH	2	1											2	3
33 WASHINGTON	4												4	4
34 WAYNE														
35 WEBER	2												2	2
36 SALT LAKE	14	5			4								19	28
37 OGDEN														
38 PROVO														
39 LOGAN														
40 MURRAY														
TOTALS	144	35	1	13	2	1	2	3	2	161	42	203		

63

62

DROPOUTS BY RACE/ETHNICITY
GRADE AND SEX
1992-93 SCHOOL YEAR
ALL GRADES

NO. DISTRICT	CAUCASIAN		AMERICAN INDIAN		HISPANIC		ASIAN		PACIFIC		BLACK		TOTAL		GRAND TOTAL
	BOYS	GIRLS	BOYS	GIRLS	BOYS	GIRLS	BOYS	GIRLS	BOYS	GIRLS	BOYS	GIRLS	BOYS	GIRLS	
01 ALPINE	88	33	1	1	9	4	1	1	3	1			102	40	142
02 BEAVER	1	2											1	2	3
03 BOX ELOER	40	19	2	2	5	3							45	24	69
04 CACHE	21	17			4								25	17	42
05 CARBON	16	10	2	1	4	1					1		23	12	35
06 DAGGETT															
07 DAVIS	415	207	1	7	32	12	10	5	3		6	3	467	227	694
08 DUCHESNE	11	23		10	1	2							19	35	54
09 EMERY	11	10									1		12	10	22
10 GARFIELD	3	1											3	1	4
11 GRAND	18	16	2	2	1						1	1	22	19	41
12 GRANITE	490	363	9	12	34	46	23	7	8		6	7	570	443	1013
13 IRON	16	13	1										17	13	30
14 JOROAN	234	168	4	3	19	16	9	6		1	4		270	194	464
15 JUAB	1	1											1	1	2
16 KANE	1	1											1	1	2
17 MILLARD	4	3		1				1					5	4	9
18 MORGAN	2	4											2	4	6
19 NEBO	19	15			1	3	1						21	18	39
20 NO SANPETE															
21 NO SUMMIT	3	2											3	2	5
22 PARK CITY	10	5											10	5	15
23 PIUTE															
24 RICH															
25 SAN JUAN	11	8	4	1									15	9	24
26 SEVIER	29	34	3	2	2	2							32	38	70
27 SO SANPETE	8	6		2									8	10	18
28 SO SUMMIT	9	3											9	3	12
29 TINTIC															
30 TOOELE	21	20			5	2		1					26	23	49
31 UINTAH	26	25	4	3	1	3							31	31	62
32 WASATCH	24	14											24	15	39
33 WASHINGTON	38	31	1	1	1	2	1						41	33	74
34 WAYNE	2												2	2	4
35 WEBER	74	53			4	2		1			1		79	56	135
36 SALT LAKE	125	148	9	16	60	60	12	5	2		7	8	215	240	455
37 OGDEN	97	102	33	22	47	29	4	4			8	4	189	163	352
38 PROVO	20	30		1	2	4							22	36	58
39 LOGAN	1												1	1	2
40 MURRAY	4	3			1								5	3	8
TOTALS	1,893	1,390	81	79	231	194	62	30	16	16	35	23	2,318	1,732	4,050

BEST COPY AVAILABLE



**NUMBERS OF DROPOUTS AND ANNUAL DROPOUT RATES - SCHOOL YEARS 1989-90 THROUGH 1992-93
GRADES 7-12**

District	1988-89			1989-90			1990-91			1991-92			1992-93		
	Oct. Fall Enrollment	School Year Dropouts	Annual Rate	Oct. Fall Enrollment	School Year Dropouts	Annual Rate	Oct. Fall Enrollment	School Year Dropouts	Annual Rate	Oct. Fall Enrollment	School Year Dropouts	Annual Rate	Oct. Fall Enrollment	School Year Dropouts	Annual Rate
1 Alpine	16,041	61	0.38%	16,967	84	0.50%	17,793	52	0.29%	18,799	142	0.76%			
2 Beaver	578	6	1.04%	620	7	1.13%	637	6	0.94%	668	3	0.45%			
3 Box Elder	4,291	73	1.70%	4,464	82	1.84%	4,734	78	1.65%	4,964	69	1.39%			
4 Cache	5,127	82	1.60%	5,367	63	1.17%	5,584	36	0.64%	5,885	42	0.71%			
5 Carbon	2,309	60	2.60%	2,388	32	1.34%	2,535	53	2.09%	2,552	35	1.37%			
6 Daggett	77	0	0.00%	79	0	0.00%	79	0	0.00%	84	0	0.00%			
7 Davis	22,156	378	1.71%	23,178	374	1.61%	24,315	537	2.21%	25,890	694	2.68%			
8 Duchesne	1,844	69	3.74%	1,890	51	2.70%	1,947	41	2.11%	2,163	54	2.50%			
9 Emery	1,447	21	1.45%	1,481	7	0.47%	1,564	3	0.19%	1,618	22	1.35%			
10 Garfield	450	1	0.22%	467	3	0.64%	469	1	0.21%	495	4	0.81%			
11 Grand	650	27	4.15%	635	31	4.88%	676	30	4.44%	718	40	5.57%			
12 Granite	32,161	632	1.97%	33,666	905	2.69%	34,964	582	1.66%	36,172	1,014	2.80%			
13 Iron	2,195	34	1.55%	2,227	41	1.84%	2,385	42	1.76%	2,505	30	1.20%			
14 Jordan	26,320	413	1.57%	27,413	412	1.50%	29,072	483	1.66%	30,779	464	1.51%			
15 Juab	652	9	1.38%	677	18	2.66%	702	2	0.28%	762	2	0.26%			
16 Kane	614	2	0.33%	629	7	1.11%	644	5	0.78%	684	2	0.29%			
17 Millard	1,550	16	1.03%	1,581	8	0.51%	1,721	4	0.23%	1,764	9	0.51%			
18 Morgan	744	0	0.00%	784	0	0.00%	825	3	0.36%	889	6	0.67%			
19 Nebo	6,927	61	0.88%	7,055	44	0.62%	7,500	33	0.44%	7,907	39	0.49%			
20 No. Sanpete	959	17	1.77%	1,016	37	3.64%	1,055	6	0.57%	1,110	0	0.00%			
21 No. Summit	352	2	0.57%	394	6	1.52%	439	0	0.00%	472	5	1.06%			
22 Park City	723	10	1.38%	786	6	0.76%	866	9	1.04%	1,033	15	1.45%			
23 Piute	198	0	0.00%	214	0	0.00%	222	0	0.00%	232	0	0.00%			
24 Rich	218	6	2.75%	224	1	0.45%	246	2	0.81%	266	0	0.00%			
25 San Juan	1,609	60	3.73%	1,621	77	4.75%	1,631	45	2.76%	1,612	24	1.49%			
26 Sevier	2,032	71	3.49%	2,130	19	0.89%	2,418	99	4.09%	2,456	70	2.85%			
27 So. Sanpete	1,096	14	1.28%	1,197	8	0.67%	1,291	22	1.70%	1,399	18	1.29%			
28 So. Summit	440	2	0.45%	453	6	1.32%	512	6	1.17%	532	12	2.26%			
29 Tintic	114	0	0.00%	113	1	0.88%	118	0	0.00%	122	0	0.00%			
30 Tooele	3,087	55	1.78%	3,157	56	1.77%	3,317	42	1.27%	3,394	49	1.44%			
31 Uintah	2,532	29	1.15%	2,659	37	1.39%	2,863	49	1.71%	2,907	62	2.13%			
32 Wasatch	1,312	9	0.69%	1,320	33	2.50%	1,425	43	3.02%	1,506	39	2.59%			
33 Washington	5,307	73	1.38%	5,648	60	1.06%	6,080	64	1.05%	6,687	74	1.11%			
34 Wayne	269	1	0.37%	284	3	1.06%	286	1	0.35%	283	2	0.71%			
35 Weber	11,121	74	0.67%	11,588	101	0.87%	12,130	81	0.67%	12,672	135	1.07%			
36 Salt Lake	9,381	177	1.89%	9,722	179	1.84%	10,147	524	5.16%	10,405	455	4.37%			
37 Ogden	4,775	140	2.93%	4,948	208	4.20%	5,142	185	3.60%	5,301	352	6.64%			
38 Provo	5,648	78	1.38%	5,999	81	1.35%	6,264	88	1.40%	6,329	58	0.92%			
39 Logan	2,049	0	0.00%	2,230	13	0.58%	2,322	4	0.17%	2,472	1	0.04%			
40 Murray	2,593	75	2.89%	2,654	18	0.68%	2,884	14	0.49%	3,054	8	0.26%			
TOTALS	181,948	2,838	1.56%	189,925	3,119	1.64%	199,804	3,275	1.64%	209,540	4,050	1.93%			

SOURCE: Utah State Office of Education, School Finance and Statistics

(A:\Deanna\Excel\droprate.xls)



TCASGR91 - 1A FULL TIME EQUIVALENT CERTIFICATED PERSONNEL - 1992-93
INSTRUCTION - TEACHERS

DISTRICT	PRE-KINDER-GARTEN	KINDER-GARTEN	ELEM.	MIDDLE	SEC.	RESOURCE					TOTAL RESOURCE
						SPECIFIC LEARNING DISABLED	SPEECH PATHOLOGY	VISUALLY IMPAIRED	GENERAL RESOURCE		
ALPINE	1 700	52 000	625 150		599 525	6 450	17 150	1 000	105 900		130 500
BEAVER		2 000	29 450		29 256				2 850		2 850
BOX ELDER		18 000	185 000	43 000	166 719	3 000	9 000		32 500		44 500
CACHE		16 500	178 546	63 000	172 623		11 750		32 300		44 050
CARBON	1 000	7 000	72 130	24 140	85 819	5 000	1 600	1 000	13 000		20 600
DAGGETT		.900	6 000		8 850				1 100		1 100
DAVIS	7 040	84 178	992 734		936 476	2 500	23 740	2 600	154 910		183 750
DUCHE SNE		7 500	83 500		81 699		1 000		13 670		14 670
EMERY		10 500	72 500		74 388		1 000		10 850		11 850
GARTFIELD		2 010	21 600	5 500	24 250	1 000			4 000		5 000
GRAND	1 000	2 500	32 800		37 500	1 000	.800		7 000		8 800
GRANITE	11 479	120 700	1 399 680		1 307 627	7 500	33 099	3 000	168 050		211 649
IRON	1 000	8 500	96 500		98 867	1 000	2 600		11 130		14 730
JORDAN	2 000	89 900	1 217 100		1 126 157	22 500	58 450	3 000	140 000		223 950
JUAB	1 000	2 500	25 000	14 500	16 670		1 000		4 000		5 000
KANE		3 300	25 468	10 669	28 728				4 100		4 100
MILLARD	1 000	6 830	54 820	50 300	55 140			2 000	17 200		19 200
MORGAN	.800	2 000	23 300	23 155	23 155				4 880		4 880
NEBO		23 000	240 719	105 540	205 016	2 180	9 143		39 818		51 141
N SANPETE		3 500	35 830	27 500	24 000				8 920		8 920
N SUMMIT		2 000	14 000	8 500	17 840				2 510		2 510
PARK CITY		4 000	36 000	36 597	27 930	1 669			7 000		8 669
PIUTE		.500	6 250		11 450				1 800		1 800
RICH		1 000	10 500		14 950	.247	.375	.255	1 000		1 877
SAN JUAN	.500	8 500	76 500	17 000	88 046	1 000	1 000		10 000		12 000
SEVIER	2 350	7 000	67 379	44 500	66 610	1 000	3 000		19 640		23 640
S SANPETE		3 500	46 000	17 860	45 048				9 250		10 250
S SUMMIT		2 000	17 000	14 000	13 850				4 000		4 000
TINTIC		.650	6 510		10 890				1 720		1 720
TOOLE		11 160	117 840	19 670	133 250		4 289		28 440		32 729
UINTAH		13 600	105 100	44 333	80 620	5 000	2 300	.600	36 375		44 275
WASATCH		5 000	48 378	33 840	35 000		.800		10 129		10 929
WASHINGTON	1 000	15 500	245 924		235 295	1 000	6 500		36 440		43 940
WAYNE		1 500	11 379	6 821	11 158				2 500		2 500
WEBER	1 500	34 579	464 822		437 237		18 450		104 706		123 156
S L C	8 500	46 674	519 389		399 531	3 370	12 500	1 500	70 014		87 384
OGDEN		22 000	206 500	107 269	152 465	2 000	10 500	1 000	42 929		56 429
PROVO	1 500	25 440	215 105		225 088	9 600	13 300	.500	27 000		50 400
LOGAN		11 500	102 800	57 942	60 311		7 050		12 500		19 550
MURRAY		10 000	129 100		117 929	1 000	3 000		13 200		17 200
TOTALS	43 369	689 421	7 864 503	775 781	7 286 963	78 016	256 396	14 455	1 217 331		1 566 198

NOTE: Beginning with the 1992-93 school year, all teacher counts are taken from the Statewide Teacher Certification file.

TCASGR91 - 1B FULL TIME EQUIVALENT CERTIFICATED PERSONNEL - 1992-93

DISTRICT	SELF-CONTAINED							TOTAL SELF- CONTAINED	HOME- BOUND & HOSP.	TEACHER INTERNS	TOTAL TEACHERS (NOT PRE-K)	DISABLED PRE- SCHOOL
	INTELL. DISABLED	BEHAVIOR DISORDED	MILD- MODERATE DISABLED	SEVERELY DISABLED	HEARING IMPAIRED	PHYSICALLY IMPAIRED	TOTAL					
ALPINE	38.550	3.000	7.000	4.000	3.000		55.550	1.200	19.200	1,483.125	1.000	
BEAVER	1.000						1.000		1.000	65.556	.500	
BOX ELDER	5.000		3.000				8.000		9.000	474.219		
CACHE	2.000	1.000	1.000	6.000			10.000	.500		485.219	2.900	
CARBON	8.000		2.000	1.000	1.000		12.000			221.689		
DAGGETT										16.850		
DAVIS	43.000	2.000	26.540	5.000	5.000	1.000	82.540	1.000		2,280.678	.500	
DUCHE SNE			7.000	3.000	1.000		11.000			198.369	1.000	
EMERY										169.238		
GARFIELD			.250				.250		1.000	59.610		
GRAND				1.000			1.000			82.600		
GRANITE	37.880	30.170	3.000	1.750	3.000	1.000	76.800	3.800	9.600	3,129.856	4.500	
IRON	2.500		3.800	2.000			8.300			226.897	.500	
JORDAN	54.000	14.000	5.000	8.000	4.000	2.000	87.000		27.660	2,771.767	5.000	
JUAB	2.670			1.000			3.670		1.000	68.340		
KANE			.500				.500		1.840	74.605	2.000	
MILLARD										186.290		
MORGAN				1.000			1.000			77.835		
NEBO	4.189	2.020	2.000	1.000			9.209	1.500	35.222	671.347	3.000	
N SANPETE	.250						.250		6.000	106.000	1.000	
N SUMMIT				1.000			1.000			45.850		
PARK CITY					1.000		1.000			114.196		
PIUTE										20.000		
RICH	.247						.247		1.000	29.574	.127	
SAN JUAN	1.000		5.330	1.000			7.330			209.376	1.000	
SEVIER										209.129		
S SANPETE	2.750	1.000	1.000				4.750		1.000	128.408	3.500	
S SUMMIT										50.850		
TINTIC									4.000	19.770	.120	
TOOELE	4.000						4.000		4.000	322.649	2.000	
UINTAH	3.000		1.000		1.000		5.000	1.000	12.000	305.928	1.000	
WASATCH	1.100			1.000			2.100			135.247		
WASHINGTON	6.500	1.000	3.500				11.000	.500	1.000	553.159	2.340	
WAYNE										33.358		
WEBER	15.000	1.000	2.000	2.800	1.000		21.800	1.600		1,083.194	3.500	
S I C	6.310	7.739	20.648	28.422			63.119	3.900	3.650	1,123.647	1.500	
OGDEN	21.000	6.400	8.900	6.000	.750		43.050	1.500		589.213		
PROVO	17.400	16.000	21.000	5.000			59.400		24.416	599.849		
LOGAN	3.000	3.000	3.000	3.000			12.000			264.103	2.000	
MURRAY	2.000	1.000	4.000	2.000			9.000			283.229		
TOTALS	282.346	89.329	131.468	84.972	20.750	4.000	612.865	16.500	158.588	18,970.819	38.987	

71

70

TCASGR91 - 2A FULL TIME EQUIVALENT CERTIFICATED PERSONNEL - 1992-93

DISTRICT	SUPPORT SERVICES STUDENTS				SUPPORT SERVICES INSTRUCTIONAL STAFF				TOTAL	
	SOCIAL WORKERS	COUNSELORS GUIDANCE PERSONNEL	AUDIO-LOGISTS	PSYCHO-LOGISTS METRISTS	TOTAL SERVICES STUDENTS	DISTRICT	ELEM.	MIDDLE		SEC.
ALPINE		47.940	.500	14.000	62.440	13.000				13.000
BEAVER		1.350			1.350	1.000	.600			1.600
BOX ELDER	1.000	12.000	1.000	1.000	15.000	4.000				4.000
CACHE		11.230	.410	4.600	16.240	5.000				5.000
CARBON	1.000	4.150		1.500	6.650	4.000		.340		4.340
DAGGETT										
DAVIS	10.590	33.000	3.100	8.400	55.090	23.000	2.000			25.000
DUCHESNE	1.000	1.000		1.000	3.000	1.000			1.000	2.000
EMERY		2.000	1.000		3.000	2.000				2.000
GARFIELD										
GRAND		1.000		1.000	2.000	1.000			1.000	2.000
GRANITE	15.500	120.234	4.000	27.000	166.734	26.000	3.000			29.000
IRON		2.335		1.000	3.335	3.000				3.000
JORDAN	11.800	65.110	2.500	40.700	120.110	18.000		.600		19.000
JUAB		1.830			1.830					.600
KANE							.250			.250
MILLARD		1.000		2.000	3.000	2.000			1.000	3.000
MORGAN		4.664			4.664	.650			.130	.780
NEBO	1.200	18.630		5.600	25.430	7.000	.500			7.500
N SANPETE		1.000		1.000	2.000	1.000				1.000
N SUMMIT		1.100			1.100				.160	.160
PARK CITY		3.500			3.500				.500	.500
PIUTE						1.000				1.000
RICH							.247		.600	.847
SAN JUAN		5.750			5.750	6.000				6.000
SEVIER		1.000			1.000	2.000				2.000
S SANPETE		2.860		.800	3.660					
S SUMMIT		2.150			2.150					
TINTIC						.420				.420
TOWELE	1.000	9.000		1.000	11.000					
UINTAH		4.930			4.930	2.000				2.000
WASATCH		3.160			3.160		.670		.750	1.420
WASHINGTON		12.149		1.000	13.149	2.000	.500			2.500
WAYNE		.810			.810					
WEBER	3.800	34.999		1.920	40.719	14.000				14.000
S L C	14.800	52.198	1.000	3.650	71.648	6.000	1.000		8.500	15.500
OGDEN	1.000	20.765	.730	3.000	25.495	4.000			.500	4.500
PROVO	2.000	13.210	1.000	12.000	28.210	7.000	1.000			8.000
LOGAN		6.000		2.000	8.000	3.000	1.000			4.000
MURRAY		10.910		1.000	11.910	5.000			1.000	6.000
TOTALS	64.690	512.964	15.240	136.170	729.064	163.070	11.767	.600	16.480	191.917

TCASGR91 - 2B

FULL TIME EQUIVALENT CERTIFICATED PERSONNEL - 1992-93

DISTRICT	SUPPORT SERVICES INSTRUCTIONAL STAFF CONSULTANTS & SPECIALISTS				SUPPORT SERVICES INSTRUCTIONAL STAFF MEDIA CENTERS				TOTAL INSTRUC- TIONAL	
	DISTRICT	ELEM.	MIDDLE	SEC.	TOTAL	DISTRICT	ELEM.	MIDDLE		SEC.
ALPINE	6.000	25.250	4.680	35.930	11.340	11.340	11.340	60.270		
BEAVER					.850	.850	2.450			
BOX ELDER							4.000	8.000		
CACHE					1.000	8.500	2.000	15.500		
CARBON							2.340	6.680		
DAGGETT										
DAVIS	14.500	8.897	21.923	45.320	19.140	19.140	3.864	89.460		
DUCHE'SNE					1.490	3.864		5.864		
EMERY	1.000			1.000	1.000	1.000		4.000		
GARFIELD										
GRAND										
GRANITE	27.750	15.000		42.750	1.500	1.500	53.500	125.250		
IRON	2.000			2.000	2.000	2.000		7.000		
JORDAN	16.800	1.000		18.800	4.000	19.000		60.800		
JUAB				1.330				1.930		
KANE										
MILLARD										
MORGAN										
NEBO	3.000			3.000	3.000	3.000		9.300		
N SANPETE										
N SUMMIT										
PARK CITY	1.000			1.500	2.000	2.000		6.300		
PIUTE		2.000		2.000				4.000		
RICH				.380				1.230		
SAN JUAN	1.000			2.000	4.000	4.000		8.010		
SEVIER										
S SANPETE										
S SUMMIT		2.500		3.500	1.000	1.000		5.500		
TINTIC								.490		
TUOOLE	2.000	1.000		3.000	2.000	2.000		5.000		
UINTAH	1.000			1.000				2.000		
WASATCH										
WASHINGTON	1.250			1.250				3.420		
WAYNE		1.000	.500	2.360	2.000	2.000		11.450		
WEBER	10.000			15.800	9.800	9.800		2.360		
S L C	8.800	4.000	4.440	17.240	26.229	9.330	36.559	69.299		
OGDEN	12.600			13.600	10.000	3.000	18.000	36.100		
PROVO	.500			.500	11.000	2.000	13.000	21.500		
LOGAN					3.600	1.000	5.600	9.600		
MURRAY	1.000			3.064		3.000	3.000	12.064		
TOTAL:	110.200	60.647	1.500	46.977	219.324	8.000	103.203	16.540	139.180	266.923
										678.164

TCASGR91 - 2C FULL TIME EQUIVALENT CERTIFICATED PERSONNEL - 1992-93

DISTRICT	SUPPORT SERVICES DISTRICT GEN. ADMIN.				SUPPORT SERVICES SCHOOL ADMINISTRATION				
	SUPERIN-TENDENTS	ASST. SUPERIN-TENDENTS	BUSINESS MANAGERS & CLERKS	SUPERVISORS AND COORDINATORS	TOTAL SUPPORT DIST. ADMIN.	ELEM.	MIDDLE	SEC.	TOTAL
ALPINE	1.000	4.000			5.000	28.000		10.000	38.000
BEAVER	1.000				1.000	1.950		2.550	4.500
BOX ELDER	1.000				1.000	12.000	1.000	3.000	16.000
CACHE	1.000	1.000			2.000	10.000	2.000	5.000	17.000
CARBON	1.000				1.000	6.000	1.000	5.000	12.000
DAGGETT	1.000				1.000			.650	.650
DAVIS	1.000	3.000			4.000	44.000		21.000	65.000
DUCHESNE	1.000	1.000			2.000	5.500		4.000	9.500
EMERY	1.000				1.000	3.500		1.000	4.500
GARFIELD	1.000				1.000	1.490	.500	3.000	4.990
GRAND	1.000				1.000	1.000		2.000	3.000
GRANITE	1.000	3.000			4.000	66.000		25.000	91.000
IRON	1.000	1.000			2.000	7.500		3.000	10.500
JORDAN	1.000	3.000			4.000	48.000		21.000	69.000
JUAB	1.000				1.000	1.000	.400	1.000	2.400
KANE	1.000				2.000	1.500	1.000	1.500	4.000
MILLARD	1.000		1.000		1.000	2.000	2.000	1.500	5.500
MORGAN	1.000				1.000	1.000	1.000	1.000	3.000
NEBO	1.000				1.000	14.779	3.000	5.670	23.449
N SANPETE	1.000	1.000			2.000	4.500	1.000	5.500	5.500
N SUMMIT	1.000				1.000	1.000	1.000	1.000	3.000
PARK CITY						2.000	1.000	1.000	4.000
PIUTE	1.000				1.000			1.000	1.000
RICH	.800				.800			1.770	1.770
SAN JUAN	1.000	1.000			2.000	5.000	1.000	4.000	10.000
SEVIER	1.000				2.000	4.000	3.750	4.000	11.750
S SANPETE	.500	1.000		1.000	1.500	3.000	1.000	1.000	5.000
S SUMMIT	1.000				1.000	1.000	1.000	2.000	2.000
TINTIC	.420				.420	1.000		.580	1.580
TOOELE	1.000	2.000			3.000	9.000	1.000	4.000	14.000
UINTAH	1.000	2.000			3.000	8.500	3.000	2.900	14.400
WASATCH	1.000				2.000	3.330	1.000	1.000	5.330
WASHINGTON	1.000	1.000	1.000		2.000	11.500		8.830	20.330
WAYNE	1.000				1.000				
WEBER	1.000	2.000			3.000	25.000		10.000	35.000
S L C	1.000	2.000			3.000	26.000		7.330	33.330
OGDEN	1.000				1.000	15.000	4.000	3.000	22.000
PROVO	1.000				1.000	12.000		2.500	14.500
LOGAN	1.000				1.000	5.500	1.000	1.000	7.500
MURRAY	1.000				1.000	7.000		2.000	9.000
TOTALS	37.720	28.000	3.000		68.720	399.549	31.650	173.780	604.979

DISTRICT	SUPPORT SERVICES SCHOOL ADMINISTRATION ASSISTANT PRINCIPALS				SUPPORT SERVICES SCHOOL ADMINISTRATION PRINCIPALS & ASST. PRINCIPALS COMBINED				TOTAL NON-TCHG. PERSONNEL	TOTAL ALL CERT. PERSONNEL
	ELEM.	MIDDLE	SEC.	TOTAL	ELEM.	MIDDLE	SEC.	TOTAL SCHOOL ADMINIST.		
ALPINE	6.000		22.500	28.500	34.000		32.500	66.500	194.210	1,680.035
BEAVER					1.950		2.550	4.500	9.300	75.356
BOX ELDER	1.000	1.000	4.000	5.000	12.000	2.000	7.000	21.000	45.000	519.219
CACHE	1.000	2.000	6.000	9.000	11.000	4.000	11.000	26.000	64.740	552.859
CARBON	1.000	1.000	1.000	3.000	7.000	2.000	6.000	15.000	29.330	252.019
DAGGETT							.650	.650	1.650	18.500
DAVIS	2.100		34.000	36.100	46.100		55.000	101.100	249.650	2,537.868
OUCHESNE	2.000		1.720	3.720	7.500		5.720	13.220	24.084	223.453
EMERY	1.000		1.000	2.000	4.500		2.000	6.500	14.500	183.738
GARFIELD	1.000		1.000	1.000	1.490	.500	4.000	5.990	6.990	66.600
GRAND					1.000		2.000	3.000	9.500	93.100
GRANITE	8.000		34.100	42.100	74.000		59.100	133.100	429.084	3,574.919
IRON			2.000	2.000	7.500		5.000	12.500	24.835	253.232
JORDAN	3.800		36.340	40.140	51.800		57.340	109.140	294.050	3,072.817
JUAB	1.000	1.000		1.000	1.000	1.400	1.000	3.400	8.160	77.500
KANE			.160	.160	1.500	1.000	1.660	4.160	6.410	81.015
MILLARD	.850	.840	2.660	4.350	2.850	2.840	4.160	9.850	23.150	212.440
MORGAN			.500	.500	1.000	1.000	1.500	3.500	10.394	89.029
NEBO	3.000	4.000	3.000	10.000	17.779	7.000	8.670	33.449	79.389	753.736
N SANPETE					4.500	1.000	1.000	5.500	10.500	117.500
N SUMMIT					1.000	1.000	1.000	3.000	6.260	52.110
PARK CITY		.900	1.000	1.900	2.000	1.900	2.000	5.900	12.400	126.596
PIUTE							1.000	1.000	5.000	25.000
RICH							1.770	1.770	4.197	33.898
SAN JUAN			1.000	1.000	5.000	1.000	5.000	11.000	35.580	246.456
SEVIER			1.590	1.590	4.000	3.750	5.590	13.340	18.340	229.819
S SANPETE			.500	.500	3.000	1.000	1.500	5.500	11.660	143.568
S SUMMIT	.500		.500	.500	1.500	1.000	.580	2.500	11.150	62.000
TINTIC					1.000		8.000	1.580	2.910	22.800
TOWELE		1.000	4.000	5.000	9.000	2.000	2.000	19.000	38.000	362.649
UINTAH			3.000	3.000	8.500	3.000	5.900	17.400	32.080	339.008
WASATCH		1.000	1.000	2.000	3.330	2.000	2.000	7.330	15.910	151.157
WASHINGTON	2.000		8.000	10.000	13.500		16.830	30.330	56.929	613.428
WAYNE							26.000	52.000	135.319	1,223.513
WEBER	1.000		16.000	17.000	26.000		18.530	45.830	189.777	1,323.424
S L C	1.300	3.000	11.200	12.500	27.300	7.000	7.500	29.500	92.095	681.308
OGDEN			4.500	7.500	15.000		13.400	27.400	78.110	679.459
PROVO	2.000		10.900	12.900	14.000		2.600	10.100	28.700	294.803
LOGAN		1.600	1.000	2.600	5.500		5.000	12.000	36.974	320.203
MURRAY			3.000	3.000	7.000					
TOTALS	35.550	17.340	216.670	269.560	435.099	48.990	390.450	874.539	2,350.487	21,403.662

DISTRICT	AMERICAN INDIAN OR ALASKAN NATIVE				RACE / ETHNICITY (NOT INCLUDING SUMMER TEACHERS)					
	MALE		FEMALE		TOTAL		TOTAL		TOTAL	
	MALE	FEMALE	MALE	FEMALE	MALE	FEMALE	MALE	FEMALE	MALE	FEMALE
ALPINE		1.000		1.000	2.500	7.000	9.500	4.000	3.000	7.000
BEAVER		1.000		2.000						
BOX ELDER	1.000			1.000	1.000	1.000	2.000		1.000	1.000
CACHE		2.000		2.000	1.000	1.000	2.000			
CARBON		2.000		2.000	5.000	7.000	12.000	1.000		1.000
DAGGETT			3.000	3.000	3.000	18.200	21.200	7.000	12.000	19.000
DAVIS	1.000			1.000				1.000		1.000
DUCHESNE		1.000		1.000						
EMERY			1.000	1.000		1.000	1.000			
GARFIELD										
GRAND										
GRANITE	2.000			2.000	18.100	24.850	42.950	22.000	1.000	23.000
IRON	1.000			3.000		1.000	1.000			
JORDAN	1.000		6.050	7.050	16.400	14.600	31.000	6.000	13.800	19.800
JUAB										
KANE										
MILLARD	1.000			1.000					1.000	1.000
MORGAN		1.000		1.000						
NEBO	1.000		3.000	4.000		2.000	2.000	1.000		1.000
N SANPETE										
N SUMMIT		1.000		1.000						
PARK CITY					1.000		1.000			
PIUTE										
RICH									1.000	1.000
SAN JUAN	13.000		25.750	38.750	1.000	1.000	2.000	1.000	2.000	3.000
SEVIER	2.000			2.000						
S SANPETE		1.430		1.430		2.000	2.000			
S SUMMIT										
TINTIC		3.500		3.500						
TOOELE					11.000	7.000	18.000		1.000	1.000
UINTAH		7.000		7.000		3.000	3.000		1.000	1.000
WASATCH		1.000		1.000					1.000	1.000
WASHINGTON		4.077		4.077	1.000	1.000	2.000			
WAYNE			4.000	4.000						
WEBER					1.000	1.000	2.000	1.000	7.000	8.000
S L C	1.420		2.658	4.078	14.169	42.450	56.619	8.000	18.500	26.500
OGDEN					9.000	11.000	20.000		4.500	4.500
PROVO	.169		3.000	3.169	1.000	1.000	1.000	6.000	2.000	8.000
LOGAN	1.000		4.000	5.000	1.000	2.000	3.000	1.000	1.000	1.000
MURRAY			2.500	2.500				1.000	1.000	2.000
TOTALS	25.589	82.965	108.554	187.144	87.169	148.100	235.269	61.000	95.300	156.300

RACE / ETHNICITY (NOT INCLUDING SUMMER TEACHERS)

DISTRICT	PACIFIC ISLANDER		RACE / ETHNICITY (NOT INCLUDING SUMMER TEACHERS)				TOTAL		DISTRICT TOTALS	
	MALE	FEMALE	BLACK		WHITE		TOTAL	MALE	FEMALE	TOTAL
			MALE	FEMALE	MALE	FEMALE				
ALPINE			629.940	1,032.595			1,662.535	636.440	1,043.595	1,680.035
BEAVER			39.856	33.500			73.356	40.856	34.500	75.356
BOX ELDER			202.300	312.919			515.219	203.300	315.919	519.219
CACHE	11.000	6.000	192.108	339.751			531.859	204.108	348.751	552.859
CARBON			84.000	153.019			237.019	90.000	162.019	252.019
DAGGETT			7.000	11.500			18.500	7.000	11.500	18.500
DAVIS			777.440	1,710.228	2.000	5.000	2,487.668	789.440	1,748.428	2,537.868
DUCHESNE			91.709	129.744			221.453	93.709	129.744	223.453
EMERY			90.000	91.738			181.738	90.000	93.738	183.738
GARFIELD			29.500	37.100			66.600	29.500	37.100	66.600
GRAND			31.500	60.600			92.100	31.500	61.600	93.100
GRANITE			1,005.659	2,474.810	1.000	1.000	3,480.469	1,048.759	2,526.160	3,574.919
IRON			106.233	142.999			249.232	107.233	145.999	253.232
JORDAN			872.430	2,137.537	2.000	3.000	3,009.967	897.830	2,174.987	3,072.817
JUAB			31.000	46.500			77.500	31.000	46.500	77.500
KANE			37.169	43.846			81.015	37.169	43.846	81.015
MILLARD			84.640	125.800			210.440	85.640	126.800	212.440
MORGAN			37.950	50.079			88.029	37.950	51.079	89.029
NEBO			330.640	416.096			746.736	332.640	421.096	753.736
N SANPETE			50.000	67.500			117.500	50.000	67.500	117.500
N SUMMIT			23.100	28.010			51.110	23.100	29.010	52.110
PARK CITY			32.930	92.666			125.596	33.930	92.666	126.596
PIUTE			18.000	7.000			25.000	18.000	7.000	25.000
RICH			14.900	17.998			32.898	14.900	18.998	33.898
SAN JUAN			101.000	101.706			202.706	116.000	130.456	246.456
SEVIER			104.750	123.069			227.819	106.750	123.069	229.819
S SANPETE			71.569	68.569			140.138	71.569	71.999	143.568
S SUMMIT			25.000	37.000			62.000	25.000	37.000	62.000
TINTIC			10.800	12.000			22.800	10.800	12.000	22.800
TOWELE			141.289	197.860	1.000	1.000	339.149	152.289	210.360	362.649
UINTAH			136.500	191.508			328.008	137.500	201.508	339.008
WASATCH			65.000	84.157			149.157	66.000	85.157	151.157
WASHINGTON			265.649	340.702	1.000	1.000	606.351	266.649	346.779	613.428
WAYNE			15.658	21.870			37.528	15.658	21.870	37.528
WEBER			412.839	794.424	2.250	2.250	1,207.263	414.839	808.674	1,223.513
S L C			329.252	892.975	1.000	13.000	1,222.227	353.841	969.583	1,323.424
OGDEN			193.000	456.129	2.000	5.679	649.129	204.000	477.308	681.308
PROVO			221.308	443.982			665.290	229.477	449.982	679.459
LOGAN	1.000	1.000	90.594	195.209			285.803	92.594	202.209	294.803
MURRAY			91.500	224.203			315.703	92.500	227.703	320.203
TOTALS	12.000	7.000	7,095.712	13,748.998	39.929	31.929	20,844.610	7,289.470	14,114.192	21,403.662

Full Time Equivalent Certificated Personnel 1992-93

	EXTENDED YEAR								
	Elementary			Secondary			Total Extended Year		
	Male	Female	Total	Male	Female	Total	Male	Female	Total
01 ALPINE	1.17	0.67	1.84			0.00	1.17	0.67	1.84
02 BEAVER		0.72	0.72			0.00		0.72	0.72
03 BOX ELDER	1.20	2.00	3.20	2.00	0.60	2.60	3.20	2.60	5.80
04 CACHE	1.25	1.50	2.75			0.00	1.25	1.50	2.75
05 CARBON			0.00			0.00			0.00
06 DAGGETT			0.00			0.00			0.00
07 DAVIS			0.00	2.60	1.07	3.67	2.60	1.07	3.67
08 DUCHESNE			0.00			0.00			0.00
09 EMERY			0.00			0.00			0.00
10 GARFIELD			0.00			0.00			0.00
11 GRAND			0.00		0.08	0.08		0.08	0.08
12 GRANITE	15.00	21.00	36.00	61.00	24.00	85.00	76.00	45.00	121.00
13 IRON			0.00	0.20	0.20	0.40	0.20	0.20	0.40
14 JORDAN	0.24	0.96	1.20	2.75	0.99	3.74	2.99	1.95	4.94
15 JUAB	0.10		0.10			0.00	0.10		0.10
16 KANE			0.00	0.50	0.25	0.75	0.50	0.25	0.75
17 MILLARD	0.17	1.00	1.17	1.14	0.44	1.58	1.31	1.44	2.75
18 MORGAN		0.50	0.50	0.16	0.16	0.32	0.16	0.66	0.82
19 NEBO	1.33	1.56	2.89			0.00	1.33	1.56	2.89
20 NO SANPETE	0.04	0.81	0.85		0.08	0.08	0.04	0.89	0.93
21 NO SUMMIT		0.17	0.17			0.00		0.17	0.17
22 PARK CITY		0.17	0.17	0.05	0.05	0.10	0.05	0.22	0.27
23 PIUTE			0.00			0.00			0.00
24 RICH			0.00			0.00			0.00
25 SAN JUAN			0.00			0.00			0.00
26 SEVIER		2.45	2.45	2.50	1.25	3.75	2.50	3.70	6.20
27 SO SANPETE			0.00			0.00			0.00
28 SO SUMMIT	0.22	0.11	0.33		0.22	0.22	0.22	0.33	0.55
29 TINTIC	0.03	0.06	0.09	0.03	0.06	0.09	0.06	0.12	0.18
30 TOOELE			0.00			0.00			0.00
31 UINTAH		0.42	0.42		0.25	0.25		0.67	0.67
32 WASATCH			0.00	1.23	0.44	1.67	1.23	0.44	1.67
33 WASHINGTON			0.00			0.00			0.00
34 WAYNE			0.00	0.06	0.06	0.12	0.06	0.06	0.12
35 WEBER			0.00	3.67	1.17	4.84	3.67	1.17	4.84
36 SALT LAKE	2.00	6.80	8.80			0.00	2.00	6.80	8.80
37 OGDEN	0.67	1.11	1.78	1.67	0.22	1.89	2.34	1.33	3.67
38 PROVO	2.17	6.00	8.17	3.83	3.33	7.16	6.00	9.33	15.33
39 LOGAN			0.00			0.00			0.00
40 MURRAY			0.00	0.30		0.30	0.30		0.30
Totals	25.59	48.01	73.60	83.69	34.92	118.61	109.28	82.93	192.21

Full Time Equivalent Certificated Personnel 1992-93

	SUMMER PROGRAMS								
	Elementary			Secondary			Total Summer Pgms		
	Male	Female	Total	Male	Female	Total	Male	Female	Total
01 ALPINE			0.00	0.81		0.81	0.81	0.00	0.81
02 BEAVER			0.00	0.25		0.25	0.25	0.00	0.25
03 BOX ELDER			0.00	1.75		1.75	1.75	0.00	1.75
04 CACHE			0.00	0.75		0.75	0.75	0.00	0.75
05 CARBON			0.00			0.00	0.00	0.00	0.00
06 DAGGETT			0.00	0.25		0.25	0.25	0.00	0.25
07 DAVIS			0.00	1.50		1.50	1.50	0.00	1.50
08 DUCHESNE			0.00	1.00		1.00	1.00	0.00	1.00
09 EMERY			0.00	0.39		0.39	0.39	0.00	0.39
10 GARFIELD			0.00	0.50		0.50	0.50	0.00	0.50
11 GRAND			0.00			0.00	0.00	0.00	0.00
12 GRANITE			0.00	0.25		0.25	0.25	0.00	0.25
13 IRON			0.00	0.50		0.50	0.50	0.00	0.50
14 JORDAN			0.00	0.47		0.47	0.47	0.00	0.47
15 JUAB			0.00	0.25		0.25	0.25	0.00	0.25
16 KANE			0.00	0.25		0.25	0.25	0.00	0.25
17 MILLARD			0.00	0.50		0.50	0.50	0.00	0.50
18 MORGAN			0.00	0.50		0.50	0.50	0.00	0.50
19 NEBO			0.00	1.25		1.25	1.25	0.00	1.25
20 NO SANPETE			0.00	0.25		0.25	0.25	0.00	0.25
21 NO SUMMIT			0.00	0.25		0.25	0.25	0.00	0.25
22 PARK CITY			0.00			0.00	0.00	0.00	0.00
23 PIUTE			0.00			0.00	0.00	0.00	0.00
24 RICH			0.00			0.00	0.00	0.00	0.00
25 SAN JUAN			0.00	0.50		0.50	0.50	0.00	0.50
26 SEVIER			0.00	1.14		1.14	1.14	0.00	1.14
27 SO SANPETE			0.00	0.50		0.50	0.50	0.00	0.50
28 SO SUMMIT			0.00	0.25		0.25	0.25	0.00	0.25
29 TINTIC			0.00			0.00	0.00	0.00	0.00
30 TOOELE			0.00	1.25		1.25	1.25	0.00	1.25
31 UINTAH			0.00	0.25		0.25	0.25	0.00	0.25
32 WASATCH			0.00	0.75		0.75	0.75	0.00	0.75
33 WASHINGTON			0.00	0.25		0.25	0.25	0.00	0.25
34 WAYNE			0.00	0.25		0.25	0.25	0.00	0.25
35 WEBER			0.00	0.75		0.75	0.75	0.00	0.75
36 SALT LAKE			0.00			0.00	0.00	0.00	0.00
37 OGDEN			0.00			0.00	0.00	0.00	0.00
38 PROVO			0.00	0.25		0.25	0.25	0.00	0.25
39 LOGAN			0.00			0.00	0.00	0.00	0.00
40 MURRAY			0.00			0.00	0.00	0.00	0.00
Totals	0.00	0.00	0.00	17.81	0.00	17.81	17.81	0.00	17.81

	TOTAL EXTENDED YEAR & SUMMER PROGRAMS		
	Male	Female	Total
01 ALPINE	1.98	0.67	2.65
02 BEAVER	0.25	0.72	0.97
03 BOX ELDER	4.95	2.60	7.55
04 CACHE	2.00	1.50	3.50
05 CARBON	0.00	0.00	0.00
06 DAGGETT	0.25	0.00	0.25
07 DAVIS	4.10	1.07	5.17
08 DUCHESNE	1.00	0.00	1.00
09 EMERY	0.39	0.00	0.39
10 GARFIELD	0.50	0.00	0.50
11 GRAND	0.00	0.08	0.08
12 GRANITE	76.25	45.00	121.25
13 IRON	0.70	0.20	0.90
14 JORDAN	3.46	1.95	5.41
15 JUAB	0.35	0.00	0.35
16 KANE	0.75	0.25	1.00
17 MILLARD	1.81	1.44	3.25
18 MORGAN	0.66	0.66	1.32
19 NEBO	2.58	1.56	4.14
20 NO SANPETE	0.29	0.89	1.18
21 NO SUMMIT	0.25	0.17	0.42
22 PARK CITY	0.05	0.22	0.27
23 PIUTE	0.00	0.00	0.00
24 RICH	0.00	0.00	0.00
25 SAN JUAN	0.50	0.00	0.50
26 SEVIER	3.64	3.70	7.34
27 SO SANPETE	0.50	0.00	0.50
28 SO SUMMIT	0.47	0.33	0.80
29 TINTIC	0.06	0.12	0.18
30 TOOELE	1.25	0.00	1.25
31 UINTAH	0.25	0.67	0.92
32 WASATCH	1.98	0.44	2.42
33 WASHINGTON	0.25	0.00	0.25
34 WAYNE	0.31	0.06	0.37
35 WEBER	4.42	1.17	5.59
36 SALT LAKE	2.00	6.80	8.80
37 OGDEN	2.34	1.33	3.67
38 PROVO	6.25	9.33	15.58
39 LOGAN	0.00	0.00	0.00
40 MURRAY	0.30	0.00	0.30
Totals	127.09	82.93	210.02

Full Time Equivalent Classified Personnel 1992-93

	1000 Instruction		2000 Support Services			
	Teacher Aides & Paraprofessional		2100 Students	2200 Instructional Staff		2300
	Secretarial / Clerical	112.19	Secretarial / Clerical	Secretarial / Clerical / Aides	Media Center	District General Administration
01 ALPINE	75.83	112.19	10.50	5.00	37.50	2.00
02 BEAVER	6.00	10.75			1.25	0.50
03 BOX ELDER		102.90	2.00	32.50	11.00	2.00
04 CACHE		109.95		31.69		0.95
05 CARBON	13.00	50.50	3.00		8.00	
06 DAGGETT	2.00	2.00				1.00
07 DAVIS		466.60		140.90	44.70	31.50
08 DUCHESNE		52.74	1.00	15.25	6.32	1.00
09 EMERY	9.50	40.67				1.00
10 GARFIELD	5.50	18.00			4.00	2.00
11 GRAND		32.00		6.00	2.00	1.00
12 GRANITE	371.43	977.11	38.00	11.75	37.25	9.00
13 IRON	17.20	59.10		0.50	5.70	0.50
14 JORDAN	187.04	503.80	4.00	43.59	61.21	2.00
15 JUAB	5.23	24.96			3.50	
16 KANE	9.00	15.50			4.50	1.00
17 MILLARD	13.00	72.16				
18 MORGAN		13.99		5.00	2.76	1.50
19 NEBO	40.89	95.14	1.50	8.64	11.75	1.00
20 NO SANPETE		32.84	8.08		2.00	
21 NO SUMMIT		8.55	3.00		1.50	
22 PARK CITY	7.00	23.39	1.31		3.11	
23 PIUTE	0.50	3.00	1.50	0.25		2.00
24 RICH	2.00	12.14			0.23	1.00
25 SAN JUAN		84.24		21.50	1.50	3.00
26 SEVIER	11.80	61.20	1.00		10.10	2.70
27 SO SANPETE	10.00	43.01			5.00	1.00
28 SO SUMMIT	3.50	10.50		0.50	1.00	1.00
29 TINTIC	0.06	4.22	0.12	1.18	0.14	1.00
30 TOOELE	20.50	68.22	2.00	2.00	12.00	3.00
31 UINTAH		62.40	1.00	3.88	11.00	2.70
32 WASATCH		37.30		6.50	4.50	2.00
33 WASHINGTON	47.00	93.50	3.00	4.00	19.30	2.00
34 WAYNE	3.50	7.19			1.44	
35 WEBER	58.50	199.90	19.32	2.00	24.75	1.00
36 SALT LAKE	69.50	293.30	8.30	24.30		13.00
37 OGDEN	42.00	213.00	26.00	8.00	9.00	2.50
38 PROVO	17.83	151.97	34.23	6.00	10.00	1.00
39 LOGAN	11.00	84.50		2.00	4.50	3.00
40 MURRAY	13.60	54.70	2.40	0.30	7.00	4.50
Totals	1,073.91	4,309.13	171.26	383.23	369.51	41.50



Full Time Equivalent Classified Personnel 1992-93

	2000 Support Services (cont.)									
	2500 Business					2600 Maintenance & Operation				
	School Business Administrators	Supervisors & Directors	Accounting Personnel	Secretarial / Clerical	Other Personnel	Secretarial / Clerical	Supervisors	Custodians / Maintenance		
01 ALPINE	1.00	3.00	10.60	8.00	17.00	2.00	4.00	113.75		
02 BEAVER	1.00			0.50			1.00	7.50		
03 BOX ELDER	1.00	1.00	2.50		2.00	1.00		67.10		
04 CACHE	1.00		1.00	2.28	1.50			61.79		
05 CARBON	1.00	0.50	3.50	1.00	1.00		1.00	35.00		
06 DAGGETT	1.00						1.00	3.50		
07 DAVIS	1.00		16.00		22.60	2.00	10.00	392.90		
08 DUCHESNE	1.00		1.00	1.50		0.50	1.00	29.30		
09 EMERY	1.00		2.00		1.00		1.00	28.67		
10 GARFIELD	1.00							7.50		
11 GRAND	1.00		2.00	1.00			1.00	12.00		
12 GRANITE	1.00	8.00	6.00	16.00	20.00	8.00	10.00	589.50		
13 IRON	1.00		2.00	3.40			2.00	36.10		
14 JORDAN	1.00	3.00	2.00	20.72		9.50	4.50	439.50		
15 JUAB	1.00			1.30				10.25		
16 KANE				1.00			0.50	11.50		
17 MILLARD	1.00						1.00	25.50		
18 MORGAN	1.00			1.25			1.00	8.63		
19 NEBO	1.00			6.94		0.94		113.78		
20 NO SANPETE	1.00			2.67			1.00	14.02		
21 NO SUMMIT	1.00			1.00			0.25	7.41		
22 PARK CITY	1.00			2.00				15.00		
23 PIUTE	1.00							5.00		
24 RICH	1.00						1.40	3.83		
25 SAN JUAN	1.00	1.00	2.50	1.00	3.00	1.00	2.00	33.14		
26 SEVIER			0.50	2.00	1.50	1.10	1.00	30.00		
27 SO SANPETE	1.00		1.00	0.50				14.31		
28 SO SUMMIT	1.00			1.00				7.50		
29 TINTIC	0.50			0.30				2.50		
30 TOOELE	1.00		4.00				1.00	33.72		
31 UINTAH	1.00			3.00		1.00	1.00	30.50		
32 WASATCH							3.00	8.20		
33 WASHINGTON	1.00		2.00	3.00			1.00	48.20		
34 WAYNE	1.00			0.33			0.50	4.45		
35 WEBER	1.00		6.00	7.00		2.00	2.00	99.00		
36 SALT LAKE	1.00	3.00	5.50	16.80	11.50	3.50	1.00	216.90		
37 OGDEN	1.00		1.00	7.00	1.00	2.00	1.00	72.00		
38 PROVO	1.00		1.50	8.00	3.00	1.00	0.50	53.42		
39 LOGAN	1.00		1.00	1.00	1.00	1.00	1.00	22.50		
40 MURRAY	1.00			3.40	0.50	0.90	0.20	39.40		
Totals	36.50	19.50	73.60	124.89	86.60	36.44	56.85	2,754.77		

Full Time Equivalent Classified Personnel 1992-93

	2000 Support Services (cont.)										2800	
	2700					Support Services					Central	
	Secretarial / Clerical	Supervisors	Bus Drivers	Mechanics / Garage Personnel	Supervisors & Directors	Supervisors	Secretarial / Clerical	Other Personnel	Supervisors & Directors	Supervisors	Secretarial / Clerical	Other Personnel
01 ALPINE	3.00	0.80	74.13	5.00	1.00	1.00	4.50	1.00	1.00	4.00	4.50	
02 BEAVER			2.00									
03 BOX ELDER	1.00	0.50	39.00	3.40			0.50					
04 CACHE	0.88	0.75	47.22	2.60								
05 CARBON	1.00	0.50	15.00	6.00								
06 DAGGETT			1.50	0.50								
07 DAVIS	16.50	7.00	118.70	8.50	3.00		20.50	3.00			27.00	
08 DUCHESNE	0.50	1.00	35.50	3.50							0.35	
09 EMERY	1.00	1.00	20.00	1.00								
10 GARFIELD			2.75									
11 GRAND		1.00	7.00	1.00								
12 GRANITE	3.50	3.00	102.79	19.00	14.00		5.00				8.00	
13 IRON	0.50	1.00	18.20	3.10								
14 JORDAN	4.50	3.50	142.00	14.00	11.25		26.09					
15 JUAB	0.30		3.01									
16 KANE		0.50	3.50									
17 MILLARD	1.00	1.00	29.00	2.00			3.00					
18 MORGAN	0.25	0.50	7.27	1.25								
19 NEBO	2.00	1.00	29.45	5.00							5.00	
20 NO SANPETE	0.33	0.50	12.79	1.38								
21 NO SUMMIT		0.13	3.93	0.75								
22 PARK CITY		1.00	10.08	2.00								
23 PIUTE		0.18	4.20	0.50								
24 RICH		0.45	5.11									
25 SAN JUAN											4.50	
26 SEVIER	0.90	1.30	14.60	1.50	0.50		0.50					
27 SO SANPETE		0.50	11.50									
28 SO SUMMIT			9.00	1.00								
29 TINTIC	0.10	0.10	0.43	0.10								
30 TOOELE	1.00	0.75	23.37	2.25								
31 UINTAH	1.00	0.50	22.98	4.00								
32 WASATCH	0.20	0.75	9.00	1.50								
33 WASHINGTON	0.50	1.00	36.60	3.00								
34 WAYNE		0.33	3.69									
35 WEBER	1.00		80.97	6.00						1.00	12.00	
36 SALT LAKE	1.00	1.00	32.80		3.90		6.80				6.40	
37 OGDEN	1.00		8.00		2.58		3.00				1.88	
38 PROVO	1.00	0.50	20.95	2.00	1.00		1.00				2.00	
39 LOGAN				1.00								
40 MURRAY	0.10	0.40	5.70				0.60				1.00	
Totals	44.06	32.44	1,013.72	102.83	37.23		71.99				70.63	



Full Time Equivalent Classified Personnel 1992-93

	3100 School Food Services			4000 Facilities Acquisition / Construction			TOTAL ALL CLASSIFIED PERSONNEL
	Supervisors & Directors		Food Service Personnel	Supervisors & Directors		Other Personnel	
	Secretarial / Clerical			Secretarial / Clerical			
01 ALPINE	4.00	1.00	155.28				655.08
02 BEAVER			6.75				37.25
03 BOX ELDER	1.00	1.00	79.70				352.10
04 CACHE	0.25	8.18	68.08				338.12
05 CARBON	1.00	1.00	38.50				180.50
06 DAGGETT			1.50				15.00
07 DAVIS		31.40	356.60	1.00	1.70	2.00	1,747.40
08 DUCHESNE	1.00	0.75	35.72			1.00	189.93
09 EMERY	1.00		33.92				142.76
10 GARFIELD			6.50				48.25
11 GRAND	3.00		5.00				75.00
12 GRANITE	9.00	7.50	397.10	1.00	2.00	74.00	2,752.93
13 IRON	1.00		28.30			1.00	180.60
14 JORDAN	4.00	56.22	255.12	1.00	1.00	2.00	1,802.54
15 JUAB	0.60		11.70				61.85
16 KANE	1.00		12.00				60.00
17 MILLARD	1.00		35.07				184.73
18 MORGAN	1.00		13.58				58.98
19 NEBO	2.00	1.00	90.56				417.59
20 NO SANPETE	1.00		18.18				95.79
21 NO SUMMIT	0.50		6.83				34.85
22 PARK CITY	0.45		8.06				76.40
23 PIUTE			4.00				20.38
24 RICH	0.10		6.00				33.26
25 SAN JUAN	1.00		36.17			5.00	199.55
26 SEVIER	1.00		35.60				181.50
27 SO SANPETE	0.25		24.50				114.07
28 SO SUMMIT			6.00				42.00
29 TINTIC		0.28	2.00				12.03
30 TOOELE	1.00	1.00	56.00				230.81
31 UINTAH	1.00		45.07				213.33
32 WASATCH	1.00	1.15	20.50				95.60
33 WASHINGTON	1.00	1.00	40.00				307.10
34 WAYNE	0.33		6.51				29.27
35 WEBER	2.00	1.00	108.75			1.00	649.19
36 SALT LAKE	1.00	6.40	95.00	1.00	1.50	7.00	820.90
37 OGDEN	1.00	1.00	107.71				513.17
38 PROVO	0.50	1.00	55.36				377.76
39 LOGAN	1.00	0.50	39.00				175.50
40 MURRAY	1.00	1.40	28.60			0.30	164.30
Totals	45.98	122.78	2,380.82	4.00	6.20	93.30	13,687.37

94



Full Time Equivalent Classified Personnel 1992-93

	American Indian or Alaskan Native		Hispanic		Asian		Pacific Islander		Black		Not of Hispanic Origin		District Totals				
	Male	Female	Male	Female	Male	Female	Male	Female	Male	Female	Male	Female	Male	Female	Total		
																White	Total
01 ALPINE	2.00												204.26	447.82	205.26	449.82	655.08
02 BEAVER													10.50	26.75	10.50	26.75	37.25
03 BOX ELDER	1.00	1.00	3.00	5.00	1.00	2.00							78.90	260.20	83.90	268.20	352.10
04 CACHE			5.00	0.86			0.93						93.39	242.94	93.39	244.73	338.12
05 CARBON				14.00									38.50	123.00	43.50	137.00	180.50
06 DAGGETT													4.00	11.00	4.00	11.00	15.00
07 DAVIS	1.70	3.20	14.80	22.50	4.10	4.30	1.00	2.70	1.90	2.30			509.80	1,179.10	533.30	1,214.10	1,747.40
08 DUCHESNE	1.00	2.00		1.00									51.52	134.41	52.52	137.41	189.93
09 EMERY							2.00	1.00					36.50	103.26	37.50	105.26	142.76
10 GARFIELD													10.75	37.50	10.75	37.50	48.25
11 GRAND	3.00	3.00	3.00	5.00									17.00	47.00	20.00	55.00	75.00
12 GRANITE	0.58	3.00	17.25	8.79	4.54	3.65	0.68	2.46	1.28	0.36			903.58	1,806.76	927.91	1,825.02	2,752.93
13 IRON	1.00	0.60	2.00	1.90			0.40						48.30	126.40	51.30	129.30	180.60
14 JORDAN	2.00	2.00	13.00	18.00	6.00	5.00	1.00						555.20	1,200.34	576.20	1,226.34	1,802.54
15 JUAB						0.50							7.50	53.85	7.50	54.35	61.85
16 KANE													13.00	47.00	13.00	47.00	60.00
17 MILLARD	1.00	1.00	2.00										43.25	138.48	45.25	139.48	184.73
18 MORGAN													15.33	43.65	15.33	43.65	58.98
19 NEBO			5.00	8.00		2.00							115.82	286.77	120.82	296.77	417.59
20 NO SANPETE			1.00										21.38	73.41	22.38	73.41	95.79
21 NO SUMMIT													10.00	24.85	10.00	24.85	34.85
22 PARK CITY													17.99	58.41	17.99	58.41	76.40
23 PIUTE													8.68	11.70	8.68	11.70	20.38
24 RICH													2.60	30.66	2.60	30.66	33.26
25 SAN JUAN	18.98	61.16	3.56	0.57									30.42	84.86	52.96	146.59	199.55
26 SEVIER			1.50	0.50									37.90	141.60	39.40	142.10	181.50
27 SO SANPETE								1.00					24.66	88.41	24.66	89.41	114.07
28 SO SUMMIT													14.00	28.00	14.00	28.00	42.00
29 TINTIC													2.00	10.03	2.00	10.03	12.03
30 TOOELE		0.62	9.15	20.27						1.00			37.45	162.32	46.60	184.21	230.81
31 UNTAH													41.21	162.10	43.21	170.12	213.33
32 WASATCH	2.00	5.52		1.75				0.75					21.25	73.60	21.25	74.35	95.60
33 WASHINGTON			1.00	2.50				0.75					70.90	232.70	71.90	235.20	307.10
34 WAYNE													5.13	24.14	5.13	24.14	29.27
35 WEBER			4.00	5.00	2.00	4.00			1.00	1.00			184.07	448.12	191.07	458.12	649.19
36 SALT LAKE	1.00	2.90	29.40	37.90	4.80	8.80	1.50	1.50	8.40	1.80			257.20	465.70	302.30	518.60	820.90
37 OGDEN	1.00	1.00	10.08	35.00		1.00			4.00	1.00			94.50	366.59	108.58	404.59	513.17
38 PROVO	2.00	2.00	4.00	6.00	1.00	4.00							98.08	262.68	103.08	274.68	377.76
39 LOGAN			2.00	1.00		1.00		1.00					32.00	138.50	34.00	141.50	175.50
40 MURRAY			2.00	0.40		0.60							39.60	121.70	41.60	122.70	164.30
Totals	29.26	91.00	132.74	195.94	24.44	38.85	4.18	12.49	16.58	7.46	3,808.12	9,326.31	4,015.32	9,672.05	13,687.37		

UTAH STATE OFFICE OF EDUCATION
LEA AVERAGE CONTRACT SALARY FOR
CERTIFICATED PERSONNEL - 1992-93

District	Other Instructional										Total Instructional	Administrative	Total
	Librarian	Counselor	Psychologists	Speech and Hearing	Social Worker	Adult Ed. Teacher	Other	Total	Instructional	Administrative			
Alpine	34,395	30,163	34,293	29,821			26,634	30,643	29,859	40,577	30,188		
Beaver	29,894	28,718					20,556	27,514	24,840	47,297	25,422		
Box Elder	32,679	30,514	33,135	28,003	18,486	29,329	28,575	29,718	27,921	53,984	27,923		
Cache	27,807	26,104	27,050	24,517			20,179	25,982	27,054	51,733	27,365		
Carbon	27,655	27,635	36,884	25,670	28,147	26,491	38,022	28,698	26,049	43,299	26,412		
Deerdt									24,595	51,070	26,063		
Dixie	30,641	31,431	31,843	30,373	28,008	24,347	21,266	30,401	27,069	37,854	27,378		
Duchesne	25,598	31,498	44,340	24,252	32,293	20,434	17,658	27,309	24,978	43,309	25,388		
Emery	25,435	27,082		25,820			29,880	26,843	23,103	36,970	23,415		
Garfield									25,189	51,600	25,607		
Grand	27,429	27,369	23,361	18,919			17,342	22,381	23,879	42,589	24,277		
Granite	32,723	37,227	37,933	32,287	36,404	35,080	29,713	34,066	29,692	41,894	29,961		
Iron	32,529	29,725	34,824	30,378		27,486	29,808	30,444	27,032	45,829	27,926		
Jordan	34,630	33,231	29,492	27,873	31,242	28,098	27,217	29,950	28,302	46,639	28,553		
Juab		30,368		24,400			23,205	26,158	24,421	37,382	24,911		
Kane									26,671	44,880	27,220		
Millard	32,108	23,091	29,499	27,274			21,336	27,844	26,688	47,881	27,278		
Morgan	41,651	31,847				39,588	25,097	28,381	26,856	47,653	27,270		
Nebo	35,119	33,219	31,239	26,789	38,372		38,809	32,935	28,689	50,738	29,033		
North Sanpete			36,314				20,259	28,287	24,988	45,588	25,356		
North Summit	35,064	25,061						29,062	28,139	57,000	28,697		
Park City	35,715	33,889		30,159				33,543	29,934	40,446	30,019		
Plute									20,864	49,128	23,542		
Rich	17,161			31,619			31,615	25,375	27,902	31,595	28,117		
San Juan	33,579	34,974		38,241		30,270	25,352	32,921	29,411	47,402	30,127		
Sewer		33,250		29,032			28,950	28,343	25,796	44,869	26,233		
South Sanpete	23,062	32,166	29,575	30,631			22,961	26,660	25,339	50,304	25,594		
South Summit	30,250	32,591					19,747	30,999	26,120	34,197	26,578		
Timic	33,300						29,000	32,454	26,546	49,717	26,872		
Tooele	29,918	29,240	30,748	31,841	31,577	30,051	29,372	29,537	26,107	41,362	26,430		
Uintah	32,078	25,169	31,997	26,529			25,121	27,114	26,658	40,802	26,913		
Weatch	27,954	30,401		22,704			20,509	27,323	27,039	46,260	27,464		
Washington	31,206	32,173	34,235	28,630			24,580	30,238	27,448	51,997	27,677		
Weber		18,404					33,043	20,935	23,874	41,734	24,870		
Webster	31,375	31,072	34,469	26,240	31,178	24,112	24,794	28,797	28,087	48,410	26,578		
Salt Lake City	33,810	32,944	37,801	33,906	34,075		33,433	33,708	31,303	46,821	31,667		
Ogden	30,494	28,512	33,862	28,460	30,967		30,087	29,575	28,392	45,631	28,885		
Provo	29,293	31,291	31,704	30,114	40,595	34,465	30,573	30,942	27,842	51,164	28,003		
Logan	28,068	27,652	24,552	21,703			20,538	25,001	27,356	50,344	27,745		
Murray	34,539	32,185	35,999	33,596			30,066	32,796	27,503	46,982	28,160		
AVERAGE	31,968	32,190	32,518	28,939	32,827	28,430	28,324	30,892	28,222	43,735	28,571		



UTAH STATE OFFICE OF EDUCATION
LEA AVERAGE CONTRACT SALARY FOR
CERTIFICATED PERSONNEL - 1992-93

District	Classroom Teachers				District	Special Education				Total Teachers	Principals			Total
	Elementary	Middle	Secondary	Total		Ungraded	Elementary	Middle	Secondary		Elementary	Middle	Secondary	
Alpine	28,722		30,016	29,326	47,545	31,382	25,779	26,093	47,170		47,684	47,423		
Beaver	24,067		22,994	23,549	35,848		24,839	23,488	44,153		41,301	42,075		
Box Elder	26,398	24,339	27,464	26,571			25,488	23,152	50,806	47,168	49,108	49,734		
Cache	25,808	26,602	28,920	26,312			23,464	22,289	44,933	48,383	49,232	47,152		
Carbon	25,621	24,381	24,202	24,850	23,511	25,647	23,922	23,378	39,384	40,328	42,836	40,390		
Daguerre	22,772		25,224	24,153			20,821	23,378	31,529		36,837	34,811		
Davis	29,420		26,282	26,357	27,786	24,883	25,323	25,731	41,856		42,758	42,319		
Duchesne	24,014	25,480	23,719	24,045	23,907	20,665	21,609	26,566	38,850	38,217	44,911	41,140		
Emery	23,084		21,653	22,421			31,101	24,189	44,874		36,190	39,954		
Garfield	22,769	28,275	24,259	24,028			21,453	20,570	38,767	39,466	39,106	38,233		
Grand	23,438	25,659	22,381	23,620			19,637	26,746	39,724	42,281	40,889	40,888		
Granite	28,563		28,974	28,748	21,588	33,798	28,427	26,432	44,754		47,252	45,827		
Iron	26,045	26,679	25,253	25,877			26,393	26,517	42,631	45,818	43,808	43,227		
Jordan	27,053	27,023	28,550	27,374	31,351	27,545	27,794	26,991	50,030	46,451	49,684	49,067		
Juab	23,530	24,763	24,937	24,214			20,489	22,720	35,079	22,891	38,922	31,161		
Kane	26,078	26,417	25,324	25,822			21,778	25,837	44,209	48,926	44,391	45,635		
Millard	26,224	25,645	26,202	26,038			24,922	24,876	38,618	40,722	37,824	38,605		
Morgan	26,837	25,363	25,580	25,974			25,889	25,173	44,209	48,926	44,391	45,635		
Nebo	26,512	26,339	29,875	27,610	19,802		25,950	23,878	46,977	48,104	52,887	48,838		
North Sanpete	24,001	23,968	23,257	23,257			32,148	30,338	41,614	35,521	43,165	40,819		
North Summit	28,464	26,882	26,828	27,582			20,678	23,155	41,550	43,250	38,500	41,100		
Park City	27,854	28,189	30,238	28,968			27,884	29,471	48,609	42,998	47,123	46,892		
Plute	18,383		21,630	20,454			17,362	17,465	24,335		31,730	28,561		
Rich	28,826		25,859	27,111			27,205	28,061	46,495		39,392	40,185		
San Juan	28,389	30,323	27,644	28,239			27,769	28,116	42,195	50,920	46,661	45,018		
Saviler	24,805	23,271	25,603	24,689			26,140	20,790	40,143	42,060	46,206	43,040		
South Sanpete	24,782	21,704	24,953	24,355	28,482		29,632	19,585	44,558	44,415	46,811	44,905		
South Summit	23,789	26,232	23,432	24,414			26,125	25,750	39,372	45,303	43,000	42,103		
Tintic	27,592		23,651	25,372			30,782	21,142	48,714		46,190	47,870		
Tooele	25,311	24,691	25,625	25,409	29,918	19,305	22,325	20,109	37,571	30,748	44,774	40,519		
Uintah	24,968	28,490	26,247	25,629	28,886	25,978	26,359	22,075	44,962	42,870	44,119	44,387		
Wasatch	26,686	25,242	26,636	26,273			23,787	26,121	43,727	43,517	46,223	44,351		
Washington	28,116	26,034	26,737	26,291	20,325		25,829	22,535	48,125	45,774	46,289	47,998		
Wayne	21,718	23,373	24,025	22,889	21,000		20,490		33,273	34,332	33,041	33,388		
Weber	27,568		26,847	27,234	28,603	25,613	26,869	26,172	47,551		46,190	46,871		
Seft Lake City	28,630		31,510	30,373	30,614	28,753	30,092	30,586	48,120		46,824	47,561		
Ogden	27,086	26,940	28,521	27,459	28,231		25,910	26,033	46,313	46,746	50,061	47,980		
Provo	25,779		26,977	26,340	34,669	28,527	26,149	26,090	44,077		47,511	45,698		
Logan	25,761	27,514	29,369	27,146	24,136		24,038	23,814	44,264	43,900	51,988	47,510		
Murray	26,019		27,007	26,454	31,210		26,349	24,562	46,264	26,400	49,691	47,510		
AVERAGE	27,154	26,367	27,796	27,325	28,652	27,547	26,601	25,002	45,518	44,817	46,268	45,736		

AVERAGE CONTRACT SALARY AND CAREER LADDER MONIES
1992-93

2/8/94

District	CONTRACT SALARY			CAREER LADDER MONIES				
	Average Teacher's Salary	Total No. Teachers in District	Teacher Benefits Average	Total Salary Monies	Total Soc. Sec. & Retirement	Total F.T.E. Receiving Career Ladder Funds	Career Ladder Average Per Teacher Salary Base	Average Benefits on Career Ladder
Alpine	29,048	1,462.920	10,272	2,922,802	621,598	1,600.000	1,827	388
Beaver	23,607	66.560	11,092	118,746	25,295	68.930	1,723	367
Box Elder	26,455	465.040	9,460	900,740	192,308	465.040	1,937	414
Cache	26,065	477.640	9,689	912,920	194,094	551.020	1,657	352
Carbon	24,920	220.160	9,237	406,548	86,391	220.160	1,847	392
Daggett	23,923	15.980	10,437	25,902	5,530	15.980	1,621	346
Davis	26,270	2,254.420	11,554	4,131,538	897,481	2,340.000	1,766	384
DeWachesne	23,859	196.870	10,395	336,055	71,748	202.000	1,664	355
Emery	22,608	164.370	11,945	276,036	62,660	165.500	1,668	379
Garfield	23,831	56.760	9,976	107,650	23,410	58.000	1,856	404
Grand	23,378	82.500	7,577	127,406	27,202	85.500	1,490	318
Granite	28,668	3,053.830	8,951	5,564,418	1,182,262	3,536.000	1,574	334
Iron	25,879	218.330	10,892	412,679	88,148	218.330	1,890	404
Jordan	27,381	2,954.000	10,412	5,049,837	1,066,961	3,087.000	1,636	346
Kuab	24,013	68.340	9,327	136,226	29,084	70.880	1,922	410
Kane	25,706	73.500	9,717	133,357	28,472	66.000	2,021	431
Millard	25,939	182.650	11,367	316,721	67,620	191.000	1,658	354
Morgan	25,915	79.580	9,547	143,604	30,659	78.650	1,826	390
Nebo	27,413	665.610	10,022	1,290,486	277,325	698.606	1,847	397
N Sanpete	23,903	105.500	10,366	177,462	37,888	97.000	1,830	391
Summit	27,228	45.190	10,438	77,582	16,564	45.190	1,717	367
Park City	29,000	112.000	10,237	176,161	37,681	112.000	1,573	336
Plute	20,182	19.750	4,309	37,457	7,997	22.000	1,703	364
Rich	27,229	29.000	11,353	54,047	11,542	31.330	1,725	368
San Juan	28,284	211.420	10,067	321,739	68,691	211.420	1,522	325
Sevier	24,615	196.390	8,566	357,132	78,180	210.000	1,701	372
S Sanpete	24,437	131.300	11,178	230,518	49,308	131.000	1,760	376
Summit	24,622	50.850	9,242	99,181	20,957	59.500	1,667	352
Uintic	25,356	20.780	10,326	20,049	4,304	19.000	1,055	227
Tooele	25,135	331.250	9,883	690,122	120,987	331.250	2,083	365
Utah	25,593	296.290	9,674	515,056	97,918	289.000	1,782	339
Wasatch	26,098	136.930	9,477	236,165	50,847	136.930	1,725	371
Washington	26,149	549.720	10,183	1,036,937	221,386	612.000	1,694	362
Wayne	23,052	30.190	11,834	58,944	12,585	30.190	1,952	417
Weber	27,109	1,057.270	8,905	1,998,272	425,671	1,057.270	1,890	403
Salt Lake	30,354	1,077.180	11,499	1,997,765	418,532	1,239.000	1,612	338
Ogden	27,316	571.090	9,210	1,005,905	212,529	648.840	1,550	328
Provo	26,482	587.990	8,109	1,449,777	302,871	672.000	2,157	451
St. George	26,848	257.640	9,907	447,626	95,568	257.640	1,737	371
Murray	26,400	286.190	10,214	502,625	106,517	310.000	1,621	344
TOTAL	27,239	18,862.980	10,039	34,804,193	7,376,771	20,241.156	1,719	364

Source: School Districts

School Finance and Statistics Section

C:\EXCEL\AVGSAL\SALSUR3

BEST COPY AVAILABLE

1992-93 Pupil - Teacher Ratios

Interns Included

No. District	Total ADM*	Elementary		Middle Grades 4 - 10	Secondary Grades 7 - 12	Grades 1 - 12	K - 12 with K Weighted	Special Education	Spec. Ed. & K - 12 with K Weighted
		Kinder-garten	Grades 1 - 6						
01 ALPINE	40,072	53.47	28.77	28.82	29.83	29.29	29.29	15.20	28.70
02 BEAVER	1,392	46.50	21.56	21.81	21.56	21.56	21.69	11.83	21.53
03 BOX ELDER	11,164	43.00	25.83	25.64	24.53	25.30	25.23	21.81	25.17
04 CACHE	12,587	50.03	26.64	26.71	27.15	27.81	27.80	23.13	27.09
05 CARBON	5,026	45.64	26.16	26.07	24.32	25.27	25.27	8.70	24.28
06 DAGGETT	191	18.39	15.03	14.38	9.51	11.74	11.65	17.76	11.65
07 DAVIS	56,272	46.54	26.09	26.05	26.67	26.37	26.34	14.61	25.99
08 DUCHESNE	4,372	38.22	22.59	22.46	24.94	23.76	23.64	14.61	23.10
09 EMERY	3,406	20.89	21.32	20.08	21.41	21.37	20.71	37.08	21.01
10 GARFIELD	1,127	30.85	22.55	22.07	16.15	20.17	20.05	20.05	20.13
11 GRAND	1,547	44.83	22.29	22.46	18.10	20.05	20.21	25.05	20.28
12 GRANITE	78,017	47.29	25.85	25.86	25.93	25.88	25.89	24.59	25.85
13 IRON	5,505	47.05	26.71	26.64	25.32	26.01	26.00	2.94	25.10
14 JORDAN	68,493	53.02	25.85	26.08	26.42	26.12	26.23	20.62	26.04
15 JUAB	1,629	44.04	25.32	25.22	25.85	25.88	25.81	10.62	24.93
16 KANE	1,429	27.42	21.79	21.05	16.75	19.86	19.64	26.00	19.68
17 MILLARD	3,863	37.75	22.09	21.94	19.71	22.07	22.01	22.01	22.43
18 MORGAN	1,912	64.48	23.35	24.30	28.25	25.26	25.55	16.22	25.42
19 NEBO	17,172	54.51	25.66	26.01	26.51	26.76	26.89	20.66	26.78
20 NO SANPETE	2,315	42.83	23.49	23.49	25.30	22.81	22.84	143.36	23.15
21 NO SUMMIT	943	31.97	18.93	18.76	16.89	21.71	21.52	3.00	21.09
22 PARK CITY	2,575	44.74	25.09	25.04	22.33	23.42	23.46	42.34	23.64
23 PIUTE	389	46.62	20.99	21.33	20.13	20.43	20.58	20.58	20.78
24 RICH	551	27.40	24.40	23.59	16.38	19.56	19.40	23.85	19.44
25 SAN JUAN	3,347	31.65	17.48	17.48	14.24	16.28	16.33	16.52	16.34
26 SEVIER	4,866	39.78	25.69	25.33	23.76	25.35	25.22	4.58	25.56
27 SO SANPETE	2,904	51.86	25.24	25.47	23.72	24.58	24.70	4.58	23.89
28 SO SUMMIT	1,116	37.19	24.56	24.13	23.21	22.93	22.82	22.82	23.11
29 TINTIC	243	29.89	15.54	15.62	11.26	12.86	12.99	32.59	12.99
30 TOOELE	7,293	45.37	26.05	25.96	22.33	24.23	24.25	32.59	24.37
31 UINTAH	6,645	38.02	22.92	22.71	25.46	24.25	24.08	42.87	24.51
32 WASATCH	3,124	42.55	23.87	23.83	26.36	24.27	24.24	31.25	24.36
33 WASHINGTON	14,599	62.67	28.26	28.63	27.52	27.90	28.10	15.26	27.81
34 WAYNE	585	22.19	19.30	18.48	16.39	18.77	18.46	33.55	18.47
35 WEBER	26,737	51.13	26.21	26.34	27.45	26.81	26.86	33.55	27.02
36 SALT LAKE	25,261	44.71	23.71	23.78	24.44	24.02	24.05	15.08	23.47
37 OGDEN	12,665	47.13	24.98	25.07	20.33	23.79	23.89	12.04	22.90
38 PROVO	13,512	38.27	25.56	25.12	26.35	25.95	25.69	8.12	23.80
39 LOGAN	5,818	43.91	23.50	23.56	24.98	23.49	23.53	9.94	22.86
40 MURRAY	6,730	47.45	24.50	24.62	24.89	24.69	24.74	17.50	24.50
Totals	457,393	47.10	25.65	25.67	26.20	25.71	25.72	17.97	25.44

*ADM does not include students attending out of state.

103

102

1992-93 Pupil - Teacher Ratios

Interns and Resource Teachers Included

No. District	Total ADM*	Elementary			Middle Grades 4 - 10	Secondary		Grades 1 - 12	K - 12 with K Weighted	Special Education	Spec. Ed. & K - 12 with K Weighted
		Kinder-garten	Grades 1 - 6	K-6 with K weighted		Grades 7 - 12	Grades 1 - 12				
01 ALPINE	40,072	53.47	25.63	25.88		28.04	26.77	26.87	15.20	26.42	
02 BEAVER	1,392	46.50	20.22	20.54		21.16	20.69	20.84	11.83	20.70	
03 BOX ELDER	11,164	43.00	22.85	22.91	23.97	22.70	22.91	22.94	21.81	22.92	
04 CACHE	12,587	50.03	23.49	23.79	30.70	25.57	25.41	25.48	23.13	25.43	
05 CARBON	5,026	45.64	22.28	22.50	24.96	22.54	22.73	22.81	8.70	22.05	
06 DAGGETT	191	18.39	12.70	12.41		9.51	10.93	10.89		10.89	
07 DAVIS	56,272	46.54	23.55	23.70		25.34	24.40	24.44	17.76	24.20	
08 DUCHESNE	4,372	38.22	20.47	20.51		23.87	22.09	22.05	14.61	21.64	
09 EMERY	3,406	20.89	20.29	19.24		19.56	19.92	19.39		19.68	
10 GARFIELD	1,127	30.85	19.10	18.95	24.95	16.15	18.46	18.41	37.08	18.49	
11 GRAND	1,547	44.83	19.01	19.35		16.89	17.92	18.13	25.05	18.21	
12 GRANITE	78,017	47.29	23.74	23.91		24.71	24.20	24.27	24.59	24.28	
13 IRON	5,505	47.05	24.64	24.73		23.83	24.23	24.30	2.94	23.52	
14 JORDAN	68,493	53.02	23.54	23.88		24.94	24.19	24.36	20.62	24.24	
15 JUAB	1,629	44.04	22.88	22.99	25.33	24.62	24.01	24.02	10.62	23.30	
16 KANE	1,429	27.42	20.44	19.88		16.05	18.77	18.61	26.00	18.66	
17 MILLARD	3,863	37.75	18.85	19.03		18.60	19.84	19.88		20.25	
18 MORGAN	1,912	64.48	21.99	22.99		22.90	23.68	23.98	16.22	23.88	
19 NEBO	17,172	54.51	22.94	23.45		25.40	24.73	24.91	20.66	24.85	
20 NO SANPETE	2,315	42.83	21.30	21.48		23.67	20.97	21.05	143.36	21.34	
21 NO SUMMIT	943	31.97	17.67	17.66		16.17	20.44	20.31	3.00	19.94	
22 PARK CITY	2,575	44.74	23.77	23.85		20.74	21.78	21.88	42.34	22.06	
23 PIUTE	389	46.62	17.49	18.00		19.21	18.55	18.72		18.91	
24 RICH	551	27.40	22.70	22.08		15.41	18.34	18.23	23.85	18.27	
25 SAN JUAN	3,347	31.65	16.23	16.34		14.01	15.56	15.64	16.52	15.67	
26 SEVIER	4,866	39.78	21.96	21.96		21.67	22.48	22.46		22.76	
27 SO SANPETE	2,904	51.86	22.70	23.07		22.71	22.48	22.65	4.58	21.98	
28 SO SUMMIT	1,116	37.19	22.08	21.92		21.79	21.18	21.15		21.42	
29 TINTIC	243	29.89	13.99	14.19		10.31	11.70	11.86		11.86	
30 TOOELE	7,293	45.37	22.58	22.76		20.85	21.83	21.94	32.59	22.07	
31 UINTAH	6,645	38.02	19.24	19.39		22.86	20.88	20.89	42.87	21.32	
32 WASATCH	3,124	42.55	21.25	21.43		25.18	22.50	22.53	31.25	22.67	
33 WASHINGTON	14,599	62.67	25.65	26.13		25.74	25.69	25.95	15.26	25.72	
34 WAYNE	585	22.19	15.83	15.47		16.39	17.30	17.07		17.08	
35 WEBER	26,737	51.13	22.50	22.84		25.68	23.96	24.12	33.55	24.32	
36 SALT LAKE	25,261	44.71	21.36	21.59		23.58	22.28	22.39	15.08	21.95	
37 OGDEN	12,665	47.13	21.38	21.75		20.02	21.65	21.82	12.04	21.08	
38 PROVO	13,512	38.27	22.34	22.23		25.28	23.73	23.60	8.12	22.07	
39 LOGAN	5,818	43.91	20.75	21.05		23.95	21.74	21.85	9.94	21.31	
40 MURRAY	6,730	47.45	22.68	22.91		24.13	23.36	23.46	17.50	23.27	
Totals	457,393	47.10	23.03	23.23	24.20	24.38	23.68	23.77	17.97	23.58	

*ADM does not include students attending out of state.

1992-93 Pupil - Teacher Ratios
Including Interns, Resource Teachers, and Teacher Aides*

No. District	Total ADM**	Kindergarten		Elementary		Middle Grades 4-10	Secondary		Grades 1-12	K-12 with K Weighted	Special Education	Spec. Ed. & K-12 with K Weighted
		garden	garden	Grades 1-6	K-6 with K weighted		Grades 7-12	Grades 1-12				
01 ALPINE	40,072	53.47	23.67	24.03	27.00	25.21	25.36	15.20	24.99	17.88	11.83	17.78
02 BEAVER	1,392	46.50	15.82	16.28	19.88	17.65	17.86	11.83	17.78	18.92	21.81	18.96
03 BOX ELDER	11,164	43.00	17.17	17.55	20.28	18.76	18.92	21.81	18.96	20.87	23.13	20.91
04 CACHE	12,587	50.03	17.20	17.78	24.35	20.67	20.87	23.13	20.91	18.67	8.70	18.22
05 CARBON	5,026	45.64	16.31	16.81	20.15	18.49	18.67	8.70	18.22	9.73	17.76	20.78
06 DAGGETT	191	18.39	11.13	11.03	8.55	9.71	9.73	17.76	20.78	17.32	14.61	17.20
07 DAVIS	56,272	46.54	19.05	19.43	22.80	20.72	20.88	14.61	17.20	15.64	37.08	14.20
08 DUCHESNE	4,372	38.22	14.63	14.97	20.59	17.20	17.32	37.08	14.20	13.02	25.05	13.13
09 EMERY	3,406	20.89	14.57	14.30	17.35	15.86	15.64	25.05	13.13	20.13	24.59	20.23
10 GARFIELD	1,127	30.85	12.51	12.72	14.69	14.05	14.13	2.94	18.96	20.79	20.62	20.78
11 GRAND	1,547	44.83	11.82	12.31	13.96	12.76	13.02	10.62	17.12	15.39	26.00	15.45
12 GRANITE	78,017	47.29	17.58	18.04	23.24	19.93	20.13	15.45	15.39	14.33	42.34	18.31
13 IRON	5,505	47.05	17.64	18.09	21.22	19.24	19.45	18.72	18.91	20.29	16.22	20.25
14 JORDAN	68,493	53.02	19.29	19.79	22.09	20.54	21.78	23.85	12.96	16.24	143.36	16.47
15 JUAB	1,629	44.04	14.57	15.09	19.93	17.19	17.38	16.52	11.21	17.06	3.00	16.80
16 KANE	1,429	27.42	14.71	14.74	15.08	15.40	15.39	4.58	16.66	18.14	42.34	18.31
17 MILLARD	3,883	37.75	13.09	13.61	13.45	14.15	14.33	18.72	18.91	18.72	18.55	18.91
18 MORGAN	1,912	64.48	17.36	18.44	20.18	19.95	20.29	16.22	20.25	20.29	16.22	20.25
19 NEBO	17,172	54.51	18.88	19.55	23.14	21.52	21.78	20.66	21.76	21.78	20.66	21.76
20 NO SANPETE	2,315	42.83	14.66	15.14	19.37	16.05	16.24	143.36	16.47	16.24	143.36	16.47
21 NO SUMMIT	943	31.97	12.59	13.02	15.75	17.04	17.06	3.00	16.80	17.06	3.00	16.80
22 PARK CITY	2,575	44.74	17.02	17.55	19.32	17.94	18.14	42.34	18.31	18.14	42.34	18.31
23 PIUTE	389	46.62	17.49	18.00	19.21	18.55	18.72	18.55	18.91	18.72	18.55	18.91
24 RICH	551	27.40	13.44	13.52	12.29	12.84	12.89	23.85	12.96	12.89	23.85	12.96
25 SAN JUAN	3,347	31.65	9.80	10.24	11.35	10.88	11.08	16.52	11.21	11.08	16.52	11.21
26 SEVIER	4,866	39.78	14.33	14.74	19.19	17.26	17.38	4.58	16.66	17.38	4.58	16.66
27 SO SANPETE	2,904	51.86	14.40	14.97	20.53	16.76	17.01	16.66	16.66	17.01	16.66	16.66
28 SO SUMMIT	1,116	37.19	16.13	16.44	20.42	17.43	17.53	16.66	16.66	17.53	16.66	16.66
29 TINTIC	243	29.89	10.55	10.92	8.92	9.59	9.77	16.66	16.66	9.77	9.77	9.77
30 TOOELE	7,293	45.37	17.82	18.25	18.42	18.26	18.46	32.59	18.60	18.46	32.59	18.60
31 UTAH	6,645	38.02	14.41	14.85	21.05	17.15	17.29	42.87	17.71	17.29	42.87	17.71
32 WASATCH	3,124	42.55	14.11	14.63	22.64	17.43	17.60	31.25	17.77	17.60	31.25	17.77
33 WASHINGTON	14,599	62.67	20.22	20.83	24.28	22.00	22.31	15.26	22.18	22.31	15.26	22.18
34 WAYNE	585	22.19	10.88	10.97	16.39	14.12	14.05	33.55	20.53	14.05	33.55	20.53
35 WEBER	26,737	51.13	19.10	19.56	21.15	20.07	20.29	33.55	20.53	20.29	33.55	20.53
36 SALT LAKE	25,261	44.71	16.54	17.01	19.08	17.57	17.82	15.08	17.69	17.82	15.08	17.69
37 OGDEN	12,665	47.13	14.03	14.70	17.49	16.08	16.38	12.04	16.13	16.38	12.04	16.13
38 PROVO	13,512	38.27	15.58	15.91	22.21	18.32	18.42	8.12	17.61	18.42	8.12	17.61
39 LOGAN	5,818	43.91	14.49	15.11	19.37	16.09	16.37	9.94	16.15	16.37	9.94	16.15
40 MURRAY	6,730	47.45	17.96	18.39	21.20	19.38	19.58	17.50	19.53	19.58	17.50	19.53
Totals	457,393	47.10	17.84	18.30	21.83	19.58	19.78	17.97	19.73	19.78	17.97	19.73

*An assignment to assist a teacher with routine activities associated with teaching those activities requiring minor decisions regarding students, such as monitoring, conducting rote exercises, operating equipment, and clerking. **ADM does not include students attending out of state.



SPECIAL EDUCATION RESOURCE PROGRAMS
TOTAL ELEMENTARY AND SECONDARY BY
STUDENT COUNT AND AVERAGE DAILY MEMBERSHIP - 1992-93

DISTRICT	INTELLECTUAL DISABILITIES		SEVERE INTELLECTUAL DISABILITIES		SPECIFIC LEARNING DISABILITIES		BEHAVIOR DISORDERS		DEAF		HARD OF HEARING	
	No. Served	ADM	No. Served	ADM	No. Served	ADM	No. Served	ADM	No. Served	ADM	No. Served	ADM
Alphe	23	16.639	7	6.983	2,344	1,866.756	542	407.489	3	2.650	33	26.872
Beaver	3	2.994	0	0.000	92	80.993	9	7.144	1	0.967	0	0.000
Box Elder	23	18.728	1	0.033	558	471.894	88	69.872	2	2.000	12	11.083
Cache	14	9.722	0	0.000	375.694	375.694	45	32.050	0	0.000	8	7.511
Carbon	4	4.000	0	0.000	400.072	400.072	142	123.117	1	1.000	0	0.000
Daggett	1	1.000	0	0.000	5.956	5.956	1	1.000	0	0.000	2	2.000
Davis	35	25.111	5	1.961	3,993	2,944.717	663	450.878	6	5.483	64	58.567
Duchesne	24	18.844	0	0.000	204.250	204.250	54	36.589	0	0.000	4	3.644
Emery	14	12.411	1	1.000	176.938	176.938	25	21.417	0	0.000	4	4.000
Garfield	4	4.000	1	1.000	67	61.678	4	4.000	2	2.000	0	0.000
Grand	14	10.783	0	0.000	122	92.817	40	30.189	0	0.000	3	2.561
Granite	288	178.978	12	6.728	5,277	3,568.972	1,679	1,037.050	1	1.000	88	75.706
Iron	23	21.006	2	2.000	372	313.978	16	13.338	1	1.000	0	0.000
Jordan	18	12.067	9	6.683	2,684	1,980.700	1,066	732.484	9	8.411	78	73.106
Juab	3	2.783	0	0.000	142	128.339	19	16.339	0	0.000	2	2.000
Kane	0	0.000	0	0.000	108	100.083	5	5.000	0	0.000	0	0.000
Millard	6	6.000	0	0.000	230	191.211	71	55.256	0	0.000	2	1.828
Morgan	4	4.000	0	0.000	124	106.794	26	23.122	1	0.844	0	0.000
Nesbo	56	46.906	7	6.484	1,039	852.789	406	312.844	1	1.000	6	6.000
No. Sanpete	5	2.350	1	0.133	193	160.722	55	44.944	0	0.000	1	1.000
No. Summit	0	0.000	0	0.000	51	43.911	0	3.956	0	0.000	0	0.000
Park City	3	3.000	1	0.833	105	90.222	8	7.267	0	0.000	0	0.000
Plute	1	0.994	0	0.000	27	21.683	6	5.778	0	0.000	1	0.656
Rich	0	0.000	0	0.000	41	30.633	4	2.589	0	0.000	0	0.000
San Juan	64	46.028	2	1.811	408	326.478	8	4.338	0	0.000	0	0.000
Savler	34	23.528	1	1.000	313	228.439	99	78.939	0	0.000	0	0.000
So. Sanpete	14	10.911	0	0.000	297	251.872	18	15.717	0	0.000	2	2.000
So. Summit	4	4.584	0	0.000	22	52.211	6	8.250	0	0.000	0	0.000
Tintic	5	4.450	0	0.000	16	12.006	2	1.367	0	0.000	0	0.000
Tooele	27	23.239	1	0.300	495	416.338	48	41.356	0	0.000	0	0.000
Utah	33	21.200	0	0.000	609	419.800	141	94.278	0	0.000	5	4.678
Wasatch	2	1.939	0	0.000	185	149.283	17	10.467	0	0.000	0	0.000
Washington	17	13.694	0	0.000	1,126	824.211	91	58.039	0	0.000	5	4.839
Wayne	0	0.000	1	1.000	37	32.167	8	7.994	0	0.000	0	0.000
Weber	20	14.950	2	1.988	2,044	1,616.300	311	231.917	5	5.000	8	6.211
Salt Lake	26	18.094	0	0.000	2,053	1,391.244	423	257.178	0	0.000	7	4.411
Ogden	47	34.794	1	0.244	812	645.250	103	67.400	0	0.000	6	4.584
Provo	24	18.772	1	1.078	1,059	815.583	321	248.900	0	0.000	3	1.622
Logan	9	6.117	2	0.722	286	161.828	49	34.067	0	0.000	2	2.650
Murray	8	6.389	0	0.000	282	181.478	117	68.783	1	1.000	3	1.133
TOTALS	881	653.015	58	40.492	28,968	21,797.288	6,741	4,672.714	34	32.355	349	311.672

SPECIAL EDUCATION RESOURCE PROGRAMS
TOTAL ELEMENTARY AND SECONDARY BY
STUDENT COUNT AND AVERAGE DAILY MEMBERSHIP - 1982-83

DISTRICT	SPEECH & LANGUAGE IMPAIRMENTS		MILD HEARING IMPAIRMENTS		ORTHOPEDIC DISABILITIES		OTHER HEALTH IMPAIRMENTS		VISUAL IMPAIRMENTS		SEVERE MULTIPLE DISABILITIES		TOTAL	
	No. Served	ADM	No. Served	ADM	No. Served	ADM	No. Served	ADM	No. Served	ADM	No. Served	ADM	No. Served	ADM
Alpine	754	535,411	0	0.000	3	2,294	10	8,200	14	11,878	1	1,000	3,734	2,888,572
Bever	26	20,428	0	0.000	4	2,750	0	0.000	0	0.000	0	0.000	135	115,272
Box Elder	298	241,544	0	0.000	5	5,911	7	5,911	3	2,389	0	0.000	998	828,454
CACHE	487	371,511	0	0.000	2	1,478	9	6,572	4	3,006	0	0.000	1,075	807,544
Carbon	95	86,306	0	0.000	0	0.000	0	0.000	3	2,800	0	0.000	706	617,295
Daggett	12	10,294	0	0.000	0	0.000	0	0.000	0	0.000	0	0.000	24	20,250
Dave	1,470	1,080,078	212	131,189	23	16,044	55	33,506	29	23,922	13	8,028	6,568	4,788,584
Duchesne	77	62,011	0	0.000	2	1,717	0	0.000	0	0.000	0	0.000	411	327,055
Emery	106	77,011	0	0.000	2	2,000	1	1,000	3	2,933	0	0.000	346	288,711
Garfield	37	28,706	0	0.000	0	0.000	0	0.000	0	0.000	2	1,839	117	103,223
Grand	33	28,556	0	0.000	0	0.000	2	2,000	1	1,000	0	0.000	215	187,906
Granite	1,347	885,878	0	0.000	20	15,433	114	76,672	44	30,100	2	1,128	8,852	5,877,645
Iron	80	60,133	0	0.000	7	6,078	8	5,750	0	0.000	7	6,361	516	429,645
Jordan	1,683	1,242,994	0	0.000	14	12,922	56	40,033	27	21,778	0	0.000	5,644	4,131,188
Juab	20	19,178	0	0.000	1	1,000	0	0.000	0	0.000	1	1,000	188	170,639
Kane	33	32,644	0	0.000	1	1,000	1	1,000	2	2,000	0	0.000	150	141,727
Millard	118	102,589	0	0.000	1	1,000	1	1,000	0	0.000	1	1,000	430	359,684
Morgan	37	31,311	0	0.000	3	3,000	0	0.000	0	0.000	1	1,000	186	170,071
Nobo	407	304,628	0	0.000	4	3,317	16	11,294	6	5,978	4	3,772	1,952	1,555,022
No. Sanpete	28	19,539	0	0.000	0	0.000	1	1,000	0	0.000	0	0.000	284	229,888
No. Summit	5	4,600	0	0.000	0	0.000	0	0.000	0	0.000	0	0.000	60	52,467
Park City	55	37,350	0	0.000	0	0.000	2	2,000	0	0.000	0	0.000	174	140,672
Platte	15	15,000	0	0.000	0	0.000	0	0.000	0	0.000	0	0.000	50	44,111
Rich	20	17,878	0	0.000	0	0.000	0	0.000	0	0.000	0	0.000	65	51,200
San Juan	76	54,283	0	0.000	5	4,450	0	0.000	3	1,428	2	1,972	568	442,789
Saviler	73	63,983	0	0.000	1	0,739	2	2,000	3	3,000	0	0.000	526	402,828
So. Sanpete	45	40,322	0	0.000	2	2,000	4	4,000	0	0.000	0	0.000	382	326,822
So. Summit	13	7,717	0	0.000	0	0.000	0	0.000	0	0.000	4	3,761	49	76,533
Tinic	4	3,339	0	0.000	0	0.000	0	0.000	0	0.000	0	0.000	27	21,162
Tooele	165	141,772	0	0.000	7	7,000	7	5,411	2	0,628	0	0.000	752	636,045
Utah	255	184,294	0	0.000	4	2,717	6	3,778	2	1,288	4	2,917	1,059	734,951
Weatch	48	36,794	0	0.000	0	0.000	1	1,000	0	0.000	2	2,000	255	201,483
Washington	288	226,472	0	0.000	3	1,289	17	10,500	13	11,451	0	0.000	1,560	1,150,805
Wayne	7	6,344	0	0.000	1	1,000	1	0,598	0	0.000	0	0.000	55	49,044
Weber	560	404,194	0	0.000	9	8,122	32	26,356	15	12,872	6	4,311	3,012	2,392,222
Salt Lake	436	308,700	0	0.000	6	4,144	13	8,528	12	10,639	7	5,211	2,983	2,008,149
Ogden	317	238,989	0	0.000	3	3,000	13	9,733	4	3,378	3	2,266	1,309	1,009,588
Provo	282	190,544	0	0.000	12	10,889	22	17,167	1	1,000	1	1,000	1,706	1,305,655
Logan	208	148,772	0	0.000	0	0.000	7	3,817	2	0,661	0	0.000	506	388,634
Murray	171	122,694	0	0.000	3	3,000	2	2,000	2	2,000	1	0,500	580	388,977
TOTALS	10,171	7,504,891	212	131,189	148	123,383	410	290,867	195	156,140	62	49,006	48,229	35,763,012

SPECIAL EDUCATION SELF-CONTAINED PROGRAMS
TOTAL ELEMENTARY AND SECONDARY BY
STUDENT COUNT AND AVERAGE DAILY MEMBERSHIP 1992-93

DISTRICT	INTELLECTUAL DISABILITIES		SEVERE INTELLECTUAL DISABILITIES		SPECIFIC LEARNING DISABILITIES		BEHAVIOR DISORDERS		DEAF		HARD OF HEARING		SPEECH & LANGUAGE IMPAIRMENTS		MILD HEARING IMPAIRMENTS	
	No. Served	ADM	No. Served	ADM	No. Served	ADM	No. Served	ADM	No. Served	ADM	No. Served	ADM	No. Served	ADM	No. Served	ADM
Alpine	198	173.587	3	1.911	442	348.611	133	96.638	5	5.000	3	2.472	15	13.444	0	0.000
Beaver	2	1.889	0	0.000	8	6.944	0	0.000	0	0.000	0	0.000	0	0.000	0	0.000
Box Elder	53	49.172	31	29.683	66	53.067	22	16.988	2	2.000	1	1.000	3	1.206	0	0.000
CACHE	77	66.656	3	2.972	114	88.772	24	16.889	0	0.000	0	0.000	40	36.928	0	0.000
Carbon	34	30.039	0	0.000	8	5.594	27	18.889	0	0.000	0	0.000	0	0.000	0	0.000
Daigault	0	0.000	0	0.000	0	0.000	0	0.000	0	0.000	0	0.000	0	0.000	0	0.000
Davis	288	255.856	42	39.028	813	599.928	308	190.983	7	7.000	5	4.500	90	67.839	11	6.017
Duchesne	18	15.400	0	0.000	60	47.239	26	19.472	0	0.000	0	0.000	1	0.222	0	0.000
Emery	15	14.406	2	2.000	23	22.039	4	3.283	0	0.000	0	0.000	1	1.000	0	0.000
Garfield	2	1.533	3	3.000	0	0.000	0	0.000	0	0.000	0	0.000	0	0.000	0	0.000
Grand	6	5.489	0	0.000	10	7.850	10	4.272	0	0.000	1	1.000	0	0.000	0	0.000
Granite	831	658.289	8	5.017	666	450.811	871	466.650	1	1.000	2	1.488	114	78.528	0	0.000
Iron	13	13.000	0	0.000	9	8.717	1	1.000	0	0.000	0	0.000	2	1.678	0	0.000
Jordan	328	288.761	13	6.483	778	631.578	408	269.233	4	2.778	3	1.431	245	201.033	0	0.000
Juab	17	17.000	1	1.000	15	13.444	3	2.811	0	0.000	0	0.000	0	0.000	0	0.000
Kane	1	1.000	2	2.000	4	4.000	0	0.000	0	0.000	0	0.000	0	0.000	0	0.000
Millard	9	7.800	5	4.150	32	24.917	27	20.433	2	1.172	0	0.000	0	0.000	0	0.000
Morgan	2	1.861	1	1.000	5	3.433	2	1.389	2	2.000	0	0.000	1	1.000	0	0.000
Nebo	58	51.550	3	2.033	90	72.239	78	61.306	0	0.000	1	0.717	0	0.000	0	0.000
No. Sanpete	11	9.722	2	1.683	18	14.978	7	4.817	0	0.000	0	0.000	0	0.000	0	0.000
No. Summit	1	1.000	0	0.000	0	0.000	0	0.000	0	0.000	0	0.000	0	0.000	0	0.000
Park City	2	2.000	3	3.000	29	24.767	10	5.072	0	0.000	0	0.000	0	0.000	0	0.000
Piute	4	3.861	0	0.000	0	0.000	0	0.000	0	0.000	0	0.000	0	0.000	0	0.000
Rich	3	2.884	0	0.000	1	1.000	1	1.000	0	0.000	0	0.000	0	0.000	0	0.000
San Juan	37	40.778	3	2.239	65	55.358	4	2.756	0	0.000	0	0.000	0	0.000	0	0.000
Savfer	38	29.883	0	0.000	39	18.788	6	5.250	0	0.000	0	0.000	0	0.000	0	0.000
So. Sanpete	20	18.744	0	0.000	0	0.000	0	0.000	0	0.000	0	0.000	0	0.000	0	0.000
So. Summit	0	0.000	0	0.000	1	6.233	1	0.244	1	1.000	0	0.000	0	0.000	0	0.000
Tintic	0	0.000	0	0.000	0	0.000	0	0.000	0	0.000	0	0.000	0	0.000	0	0.000
Tooele	46	39.550	0	0.000	58	53.239	12	7.744	0	0.000	0	0.000	2	2.000	0	0.000
Uintah	56	47.528	10	7.433	138	93.433	40	25.083	0	0.000	2	1.183	9	7.244	0	0.000
Wasatch	8	7.338	3	2.750	48	35.867	11	5.656	0	0.000	0	0.000	2	2.000	0	0.000
Washington	48	41.822	7	5.867	99	64.833	23	13.908	0	0.000	0	0.000	6	3.000	0	0.000
Wayne	1	0.417	0	0.000	0	0.000	0	0.000	0	0.000	0	0.000	0	0.000	0	0.000
Weber	114	100.833	4	2.906	410	308.956	111	80.767	0	0.000	1	1.000	43	36.783	0	0.000
Salt Lake	304	234.372	4	3.228	456	316.922	330	204.072	1	1.000	1	0.611	28	23.011	0	0.000
Ogden	181	162.144	1	0.944	264	201.400	96	59.256	1	1.000	4	3.433	19	18.850	0	0.000
Provo	80	66.300	2	0.155	219	158.461	90	61.588	0	0.000	0	0.000	6	5.411	0	0.000
Logan	33	26.600	3	1.567	48	33.356	37	23.238	0	0.000	2	1.294	8	4.056	0	0.000
Murray	25	19.211	0	0.000	88	63.517	57	29.700	0	0.000	1	0.867	14	8.250	0	0.000
TOTALS	2,965	2,507,866	159	132,050	5,132	3,843,286	2,781	1,720,989	26	23,950	27	21,005	650	513,383	11	6,017



SPECIAL EDUCATION SELF-CONTAINED PROGRAMS
TOTAL ELEMENTARY AND SECONDARY BY
STUDENT COUNT AND AVERAGE DAILY MEMBERSHIP 1992-93

DISTRICT	ORTHOPEDIC IMPAIRMENTS		OTHER HEALTH IMPAIRMENTS		VISUAL IMPAIRMENTS		SMH NOT IN TRAINING CENTERS		TRAINING CENTERS		DEAF - BLIND		AUTISM		HOMEBOUND & HOSP. DISABILITIES		TOTAL	
	No Served	ADM	No Served	ADM	No Served	ADM	No Served	ADM	No Served	ADM	No Served	ADM	No Served	ADM	No Served	ADM	No Served	ADM
Alpine	4	4.000	7	5.556	1	1.000	30	26.117	189	177.350	0	0.000	3	3.000	5	2.911	1,038	862.578
Beaver	0	0.000	0	0.000	0	0.000	3	3.000	0	0.000	0	0.000	0	0.000	0	0.000	13	11.833
Box Elder	1	1.000	8	6.433	0	0.000	11	10.050	0	0.000	1	1.000	4	3.884	0	0.000	203	175.494
CACHE	0	0.000	3	2.433	0	0.000	19	17.183	2	2.000	7	6.367	3	2.794	0	0.000	292	242.894
Carbon	2	2.000	0	0.000	0	0.000	3	2.184	50	43.872	0	0.000	0	0.000	2	1.750	126	104.338
Dagblatt	0	0.000	0	0.000	0	0.000	0	0.000	0	0.000	0	0.000	0	0.000	0	0.000	0	0.000
Davis	14	13.189	28	22.606	3	2.344	120	108.172	165	134.439	1	0.884	18	17.156	27	13.611	1,942	1,483.562
Duchesne	0	0.000	1	0.511	1	1.000	4	4.000	93	68.850	0	0.000	0	0.000	4	4.000	208	160.684
Emery	0	0.000	2	2.000	0	0.000	3	3.000	0	0.000	0	0.000	0	0.000	0	0.000	50	47.722
Garfield	0	0.000	0	0.000	1	1.000	2	1.744	0	0.000	0	0.000	0	0.000	0	0.000	0	0.000
Grand	0	0.000	0	0.000	0	0.000	6	5.872	0	0.000	0	0.000	0	0.000	2	0.572	35	25.055
Granite	10	8.983	32	19.528	4	2.528	39	32.189	268	211.739	0	0.000	14	8.344	134	38.139	2,994	1,983.234
Iron	0	0.000	0	0.000	0	0.000	0	0.000	0	0.000	0	0.000	0	0.000	0	0.000	25	24.395
Jordan	37	35.194	39	34.911	7	7.000	30	28.161	319	283.517	0	0.000	5	3.150	1	1.000	2,218	1,794.238
Juab	0	0.000	0	0.000	0	0.000	4	3.733	0	0.000	0	0.000	1	1.000	0	0.000	41	38.988
Kane	1	1.000	0	0.000	0	0.000	5	5.000	0	0.000	0	0.000	0	0.000	0	0.000	13	13.000
Millard	2	2.000	2	2.000	0	0.000	6	5.428	0	0.000	0	0.000	1	1.000	0	0.000	86	68.900
Morgan	0	0.000	0	0.000	1	0.156	6	4.383	0	0.000	0	0.000	2	2.000	0	0.000	22	17.222
Nebo	0	0.000	3	1.783	0	0.000	29	28.361	2	2.000	0	0.000	2	2.000	2	1.228	266	221.217
No Sanpete	1	0.189	0	0.000	0	0.000	4	4.000	1	0.250	0	0.000	0	0.000	1	0.200	45	35.839
No Summit	0	0.000	0	0.000	0	0.000	2	2.000	0	0.000	0	0.000	0	0.000	0	0.000	3	3.000
Park City	2	2.000	2	2.000	0	0.000	4	3.228	0	0.000	0	0.000	0	0.000	1	0.272	53	42.339
Plute	0	0.000	0	0.000	0	0.000	0	0.000	0	0.000	0	0.000	0	0.000	0	0.000	4	3.661
Ritch	0	0.000	0	0.000	1	1.000	0	0.000	0	0.000	0	0.000	0	0.000	0	0.000	6	5.894
San Juan	0	0.000	0	0.000	0	0.000	20	18.161	0	0.000	0	0.000	0	0.000	2	1.800	131	121.092
Sevier	0	0.000	0	0.000	1	1.000	8	7.178	0	0.000	0	0.000	1	0.772	0	0.000	93	62.972
So Sanpete	0	0.000	0	0.000	0	0.000	2	2.000	0	0.000	0	0.000	0	0.000	1	1.000	23	21.744
So Summit	0	0.000	0	0.000	0	0.000	6	6.000	0	0.000	0	0.000	0	0.000	0	0.000	9	13.477
Tiatic	0	0.000	0	0.000	0	0.000	0	0.000	0	0.000	0	0.000	0	0.000	0	0.000	0	0.000
Tooele	2	2.000	1	0.689	1	0.622	4	2.883	18	17.383	0	0.000	1	1.000	4	3.156	150	130.366
Utah	0	0.000	2	0.478	3	2.311	8	5.672	71	65.444	0	0.000	3	1.600	0	0.000	343	257.409
Wasatch	1	1.000	0	0.000	0	0.000	10	10.000	0	0.000	1	1.000	0	0.000	1	1.000	86	66.612
Washington	1	1.000	1	0.494	0	0.000	32	31.650	0	0.000	1	1.000	4	4.000	13	8.200	235	175.472
Wayne	0	0.000	0	0.000	0	0.000	0	0.000	0	0.000	0	0.000	0	0.000	0	0.000	1	0.417
Weber	4	3.878	17	14.317	1	0.494	56	52.422	259	172.833	0	0.000	5	5.000	18	4.878	1,044	785.067
Salt Lake	0	0.000	8	5.156	2	2.000	148	118.978	56	33.384	0	0.000	19	15.717	174	52.233	1,532	1,010.694
Ogden	9	8.050	10	11.289	2	2.000	62	59.350	0	0.000	0	0.000	5	4.889	10	4.817	664	537.422
Provo	1	1.000	9	7.108	0	0.000	31	29.439	191	145.383	2	1.178	7	5.494	3	3.000	641	484.517
Logan	1	1.000	4	2.583	1	0.389	16	14.972	0	0.000	4	3.144	7	6.894	2	0.750	167	119.844
Murray	2	2.000	2	1.506	2	1.522	28	26.994	0	0.000	0	0.000	5	4.894	0	0.000	225	158.461
TOTALS	95	89.483	181	143.379	32	26.366	761	683.614	1,684	1,358.454	17	14.583	108	92.588	408	144.517	15,037	11,320.940

**ADULT BASIC EDUCATION AND ADULT HIGH SCHOOL ENROLLEES* BY AGE AND SEX
TOTAL ENROLLEES LEVELS I & II (PRE-LEVEL I & GRADES 1-12)—1992-93**

District	17 & Under		18-24		25-44		45-59		60 & Over		Total	
	Male	Female	Male	Female	Male	Female	Male	Female	Male	Female	Male	Female
1 Alpine	0	0	367	345	49	104	16	34	5	5	437	488
2 Beaver	5	4	6	4	1	2	0	0	0	0	12	10
3 Box Elder	5	28	54	67	28	78	1	14	1	0	89	187
4 Cache	23	21	31	8	55	32	33	43	1	0	143	104
5 Carbon	9	9	93	108	15	40	0	4	0	1	117	162
6 Daggett	2	0	1	4	0	0	0	0	0	0	3	4
7 Davis	462	311	711	455	310	490	53	125	4	10	1,540	1,391
8 Duchesne	5	22	25	22	3	15	0	2	0	0	33	61
9 Emery	0	0	3	4	5	1	0	2	0	0	8	7
10 Garfield	0	0	0	3	4	4	3	4	0	0	7	11
11 Grand	4	4	4	19	4	10	1	5	1	0	14	38
12 Granite	596	534	1,375	1,342	500	843	62	120	26	27	2,559	2,866
13 Iron	6	26	60	51	29	34	8	8	2	2	105	121
14 Jordan	0	0	132	289	159	131	188	276	2	3	481	699
15 Juab	30	13	9	12	13	15	9	5	2	2	63	47
16 Kane	10	9	4	4	0	4	0	2	0	1	14	20
17 Millard	0	0	16	22	25	44	2	1	1	0	44	67
18 Morgan	11	10	7	4	6	9	2	1	0	1	26	25
19 Nebo	12	35	114	154	85	116	16	31	3	4	230	340
20 No. Sanpete	8	12	17	21	3	13	2	6	0	1	30	53
21 No. Summit	0	0	14	17	3	5	0	0	0	0	17	22
22 Park City	0	0	5	3	1	3	0	0	0	0	6	6
23 Piute	0	0	0	1	1	4	1	3	2	3	4	11
24 Rich	0	0	0	0	0	0	0	0	0	0	0	0
25 San Juan	9	11	68	72	60	94	12	30	0	4	149	211
26 Sevier	50	27	93	136	18	81	12	9	1	1	174	254
27 So. Sanpete	1	0	14	13	0	1	0	0	0	0	15	14
28 So. Summit	0	1	2	2	1	1	1	1	0	0	4	5
29 Tintic	0	0	0	1	0	4	0	0	0	0	0	5
30 Tooele	0	0	84	117	52	91	7	10	0	1	143	219
31 Uintah	12	13	45	45	22	32	2	6	0	1	81	97
32 Wasatch	64	42	11	11	1	4	0	0	0	0	76	57
33 Washington	0	0	97	100	92	100	65	75	5	9	259	284
34 Wayne	4	3	2	0	2	3	0	0	0	0	8	6
35 Weber	6	4	317	376	145	198	23	30	3	4	494	612
36 Salt Lake	743	658	980	822	805	805	364	350	23	20	2,915	2,655
37 Ogden	0	0	516	480	306	396	39	67	12	6	873	949
38 Provo	30	27	620	396	658	420	117	88	29	22	1,454	953
39 Logan	11	6	62	75	69	62	20	13	7	1	169	157
40 Murray	0	0	102	153	67	123	15	19	3	5	187	300
41 Blue Mt Acad	0	0	10	0	17	1	4	0	0	0	31	1
42 Gunnison Prison	0	0	95	0	325	0	31	0	5	0	456	0
43 Oxbow Prison	0	0	76	0	137	0	12	0	0	0	225	0
44 South Park	1	0	224	11	265	37	14	2	2	0	506	50
TOTALS	2,119	1,930	6,466	5,769	4,341	4,450	1,135	1,386	140	134	14,201	13,569

*Total number of students enrolled during fiscal year, counting each student only once

**ADULT BASIC EDUCATION AND ADULT HIGH SCHOOL ENROLLEES* BY SEX, RACE AND SELECTED ETHNIC GROUPS
TOTAL ENROLLEES LEVELS I & II (PRE-LEVEL I & GRADES 1-12)--1992-93**

District	American Indian or Alaskan Native		Hispanic		Asian		Pacific Islander		Not of Hispanic Origin:				Total	
	Male	Female	Male	Female	Male	Female	Male	Female	Black		White		Male	Female
									Male	Female	Male	Female		
1 Alpine	2	1	54	64	8	11	3	3	2	1	368	408	437	488
2 Beaver	0	0	3	0	0	0	0	0	0	0	9	10	12	10
3 Box Elder	4	7	15	36	2	2	0	0	0	1	68	141	89	187
4 Cache	0	0	132	95	3	2	8	7	0	0	0	0	143	104
5 Carbon	0	0	6	21	0	0	0	0	0	0	111	141	117	162
6 Daggett	0	0	0	0	0	0	0	0	0	0	3	4	3	4
7 Davis	6	31	144	148	75	52	12	15	54	20	1,249	1,125	1,540	1,391
8 Duchesne	6	13	0	0	1	0	0	0	0	0	26	48	33	61
9 Emery	0	0	1	1	1	0	0	0	0	0	6	6	8	7
10 Garfield	0	0	0	0	0	0	0	0	0	0	7	11	7	11
11 Grand	3	2	0	0	0	0	0	0	0	0	11	36	14	38
12 Granite	53	44	346	423	189	185	47	31	22	26	1,902	2,157	2,559	2,866
13 Iron	8	14	9	4	1	1	2	0	4	1	81	101	105	121
14 Jordan	3	9	110	132	58	66	4	3	0	0	306	489	481	699
15 Juab	0	0	6	3	0	0	0	0	0	0	57	44	63	47
16 Kane	0	0	0	0	0	0	0	0	0	1	14	19	14	20
17 Millard	1	3	2	3	1	0	0	0	0	0	40	61	44	67
18 Morgan	0	0	4	4	0	0	0	0	0	0	22	21	26	25
19 Nebo	0	3	100	104	17	26	0	0	1	0	112	207	230	340
20 No. Sanpete	1	1	2	2	0	0	0	0	1	0	26	50	30	53
21 No. Summit	0	0	14	17	0	0	0	0	0	3	5	5	17	22
22 Park City	0	0	1	2	0	0	0	0	0	0	5	4	6	6
23 Plute	0	0	0	0	0	0	0	0	0	0	4	11	4	11
24 Rich	0	0	0	0	0	0	0	0	0	0	0	0	0	0
25 San Juan	103	188	10	5	0	0	0	0	3	0	33	18	149	211
26 Sevier	8	13	28	10	0	0	0	0	1	0	137	231	174	254
27 So. Sanpete	0	0	6	0	0	0	0	0	0	0	9	14	15	14
28 So. Summit	0	0	0	0	0	0	0	0	0	4	5	4	5	5
29 Tintic	0	0	0	0	0	0	0	0	0	0	0	5	0	5
30 Tooele	4	2	42	47	0	2	0	2	1	1	96	165	143	219
31 Uintah	20	26	6	15	0	2	0	0	0	0	55	54	81	97
32 Wasatch	0	0	3	5	0	0	0	0	0	0	73	52	76	57
33 Washington	15	30	54	45	8	8	9	6	2	1	171	194	259	284
34 Wayne	0	0	0	0	0	0	0	0	0	0	8	6	8	6
35 Weber	5	5	103	123	48	53	2	1	17	10	319	420	494	612
36 Salt Lake	91	83	628	593	376	304	46	47	128	64	1,646	1,564	2,915	2,655
37 Ogden	10	17	278	303	35	113	7	5	41	30	502	481	873	949
38 Provo	42	40	306	255	55	155	16	14	14	8	1,021	481	1,454	953
39 Logan	5	5	66	39	51	60	0	0	6	2	41	51	169	157
40 Murray	2	1	52	60	40	47	1	3	0	1	92	188	187	300
41 Blue Mt Acad	2	0	6	0	0	0	0	0	2	0	21	1	31	1
42 Gunsan Prison	31	0	113	0	3	0	0	9	36	0	264	0	456	0
43 Oxbow Prison	20	0	55	0	0	0	0	0	8	0	142	0	225	0
44 South Park	11	0	130	15	18	2	3	0	55	4	289	29	506	50
TOTALS	456	538	2,835	2,574	990	1,091	169	137	398	171	9,353	9,058	14,201	13,569

*Total number of students enrolled during fiscal year, counting each student only once

**ADULT HIGH SCHOOL IMPACT DATA
NUMBER OF UNITS OF ADULT HIGH SCHOOL COMPLETION
CREDIT AWARDED FROM ALL SOURCES BY TOTAL - 1992-93**

District	District Courses of Instruction	Basic Military Training	Work Experience	On-the-Job Training	GED Testing	Other Tests	Other	Total
1 Alpine	228.92	0.00	0.00	0.00	445.00	699.13	0.00	1,373.05
2 Beaver	19.00	0.00	0.00	8.00	0.00	0.00	0.00	27.00
3 Box Elder	291.75	3.00	304.00	0.00	140.00	368.00	0.00	1,106.75
4 Cache	201.00	0.00	0.00	0.00	0.00	0.00	0.00	201.00
5 Carbon	1,806.00	0.00	24.00	0.00	173.00	0.00	0.00	2,003.00
6 Daggett	0.00	0.00	0.00	0.00	0.00	4.00	0.00	4.00
7 Davis	568.25	0.00	0.00	0.00	0.00	0.00	0.00	568.25
8 Duchesne	124.00	0.00	0.00	0.00	6.00	139.00	0.00	269.00
9 Emery	21.25	0.00	40.00	0.00	20.00	26.00	0.00	107.25
10 Garfield	247.00	0.00	201.00	165.00	0.00	0.00	0.00	613.00
11 Grand	0.00	0.00	0.00	0.00	0.00	0.00	0.00	0.00
12 Granite	4,334.50	27.00	975.50	0.00	1,302.00	1,756.25	200.25	8,595.50
13 Iron	163.75	12.00	72.00	10.00	65.00	52.25	0.00	375.00
14 Jordan	1,915.00	0.00	0.00	0.00	0.00	0.00	0.00	1,915.00
15 Juab	177.75	0.00	24.00	0.00	35.00	0.00	0.00	236.75
16 Kane	22.13	0.00	4.00	0.00	15.13	0.00	2.13	43.39
17 Millard	95.00	0.00	13.00	0.00	32.00	20.00	22.00	182.00
18 Morgan	25.00	0.00	4.00	0.00	13.00	28.75	0.00	70.75
19 Nebo	295.22	0.00	295.00	65.75	165.00	0.00	0.00	820.97
20 No. Sanpete	27.50	3.00	15.50	2.00	56.00	0.00	0.00	104.00
21 No. Summit	0.00	0.00	0.00	0.00	0.00	0.00	0.00	0.00
22 Park City	0.00	0.00	1.50	0.00	0.00	0.00	0.00	1.50
23 Plute	0.00	0.00	0.00	0.00	0.00	0.00	0.00	0.00
24 Rich	0.00	0.00	0.00	0.00	0.00	0.00	0.00	0.00
25 San Juan	636.25	41.00	16.00	6.00	68.00	0.25	43.50	811.00
26 Sevier	277.25	7.50	12.25	7.25	108.50	20.75	4.00	437.50
27 So. Sanpete	124.00	0.00	32.00	0.00	25.00	0.00	24.00	205.00
28 So. Summit	5.00	0.00	8.00	0.00	0.00	0.00	0.00	13.00
29 Tintic	10.50	0.00	8.00	0.00	0.00	0.00	0.00	18.50
30 Tooele	1,116.32	3.00	125.00	0.00	165.00	0.00	43.25	1,452.57
31 Uintah	94.75	0.00	2.00	4.50	10.00	0.00	0.00	111.25
32 Wasatch	7.50	0.00	5.50	0.00	5.00	0.00	0.00	18.00
33 Washington	228.00	26.00	235.00	32.00	530.00	323.00	522.00	1,896.00
34 Wayne	32.00	0.00	8.00	0.00	0.00	0.00	0.00	40.00
35 Weber	1,130.75	14.25	891.75	194.50	485.00	1,763.50	139.00	4,618.75
36 Salt Lake	8,660.00	0.00	155.00	130.00	1,020.00	0.00	0.00	9,965.00
37 Ogden	657.00	31.00	415.25	0.00	595.00	1,950.00	976.00	4,624.25
38 Provo	1,644.00	0.00	124.75	1.00	205.00	139.00	15.00	2,128.75
39 Logan	164.75	0.00	0.00	0.00	0.00	0.00	0.00	164.75
40 Murray	237.00	6.00	64.00	0.00	115.00	154.00	8.00	584.00
41 Blue Mt Acad	67.25	0.00	2.00	0.00	0.00	0.00	0.00	69.25
42 Gunsn Prison	628.00	30.00	66.00	0.00	290.00	0.00	0.00	1,014.00
43 Oxbow Prison	12.00	0.00	0.00	0.00	0.00	0.00	0.00	12.00
44 South Park	2,247.00	0.00	85.00	0.00	430.00	0.00	0.00	2,762.00
TOTALS	28,542.34	203.75	4,229.00	626.00	6,518.63	7,443.88	1,999.13	49,562.73

Printed: 2/14/94
 Revised: 2/14/94

REGULAR APPLIED TECHNOLOGY EDUCATION PROGRAM ADD-ON
 1992-93
 (LESS ATC SERVICE REGION W.P.U.'S)

DISTRICT	W.P.U.'s GENERATED LEVEL 1 .460 WEIGHTING	W.P.U.'S GENERATED LEVEL 2 .840 WEIGHTING	W.P.U.'S GENERATED LEVEL 3 1.420 WEIGHTING	TOTAL W.P.U.'S GENERATED	W.P.U.'S PER DISTRICT	16,000 W.P.U.'S DISTRICT	TOTAL W.P.U.'S
01 ALPINE	105.588	571.988	796.894	1,474.470	9.000	80.000	1,563.470
02 BEAVER	6.048	32.057	58.751	96.856	9.000	32.000	137.856
03 BOX ELDER	39.007	154.926	223.492	417.425	9.000	32.000	458.425
04 CACHE	64.323	136.933	261.314	462.570	9.000	32.000	503.570
05 CARBON	15.822	135.950	135.499	287.271	9.000	48.000	344.271
06 DAGGETT	0.684	5.701	3.843	10.228	16.000	16.000	42.228
07 DAVIS	153.508	734.971	1,343.665	2,232.144	16.000	128.000	2,376.144
08 DUCHESNE	13.236	53.515	87.939	154.690	16.000	64.000	234.690
09 EMERY	5.931	60.141	66.144	132.216	9.000	32.000	173.216
10 GARFIELD	5.203	18.305	59.069	82.577	16.000	64.000	162.577
11 GRAND	7.486	10.776	51.762	70.024	16.000	16.000	102.024
12 GRANITE	277.613	1,207.391	1,459.769	2,944.773	9.000	176.000	3,129.773
13 IRON	13.872	95.326	111.818	221.016	9.000	32.000	262.016
14 JORDAN	234.39	961.435	1,278.071	2,473.896	9.000	152.000	2,634.896
15 JUAB	0	18.275	82.848	101.123	16.000	16.000	133.123
16 KANE	5.607	15.715	52.559	73.881	16.000	32.000	121.881
17 MILLARD	10.51	80.682	114.074	205.266	16.000	72.000	293.266
18 MORGAN	4.362	31.156	49.811	85.329	16.000	16.000	117.329
19 NEBO	42.481	266.883	431.386	740.750	9.000	64.000	813.750
20 N SANPETE	4.943	50.576	54.193	109.712	16.000	16.000	141.712
21 N SUMMIT	3.157	15.357	46.356	64.870	9.000	16.000	89.870
22 PARK CITY	10.345	19.241	37.004	66.590	9.000	16.000	91.590
23 PIUTE	0.547	0.464	28.545	29.556	16.000	16.000	61.556
24 RICH	2.136	5.779	21.661	29.576	9.000	16.000	54.576
25 SAN JUAN	11.978	46.203	173.301	231.482	16.000	64.000	311.482
26 SEVIER	13.649	61.364	116.138	191.151	16.000	48.000	255.151
27 S SANPETE	8.657	50.129	78.053	136.839	16.000	32.000	184.839
28 S SUMMIT	4.692	19.134	55.280	79.106	9.000	16.000	104.106
29 TINTIC	0	2.024	9.142	11.166	16.000	32.000	59.166
30 TOOELE	22.997	129.342	151.247	303.586	9.000	80.000	392.586
31 Uintah	25.398	127.052	164.516	316.966	16.000	16.000	348.966
32 WASATCH	15.709	89.881	91.262	196.852	9.000	16.000	221.852
33 WASHINGTON	37.353	179.708	384.868	601.929	16.000	80.000	697.929
34 WAYNE	3.248	8.697	40.266	52.211	16.000	16.000	84.211
35 WEBER	79.788	481.896	783.763	1,345.447	9.000	64.000	1,418.447
36 SALT LAKE	85.048	241.647	487.668	814.363	9.000	64.000	887.363
37 OGDEN	35.883	118.656	284.026	438.565	9.000	48.000	495.565
38 PROVO	39.718	207.874	484.296	731.888	9.000	48.000	788.888
39 LOGAN	9.438	36.611	78.174	124.223	9.000	32.000	165.223
40 MURRAY	14.804	75.132	108.018	197.954	9.000	16.000	222.954
INSTITUTIONS							
USOE							
UNALLOCATED							
ROUNDING							20,682.537
TOTAL	1,435.159	6,558.893	10,346.485	18,340.537	486.000	1,856.000	20,682.537

**APPLIED TECHNOLOGY EDUCATION
Grades 9 - 12 Enrollment**

District	1992-93				1991-92				GROWTH			
	Level 01	Level 02	Level 03	TOTAL	Level 01	Level 02	Level 03	TOTAL	Level 01	Level 02	Level 03	TOTAL
1 Alpine	4,091	10,962	8,722	23,775	4,515	11,571	9,253	25,339	-9%	-5%	-6%	-6%
2 Beaver	137	513	494	1,144	152	406	439	997	-10%	26%	13%	15%
3 Box Elder	1,458	2,885	2,465	6,808	1,294	2,718	2,494	6,506	13%	6%	-1%	5%
4 Cache	3,572	2,550	3,339	9,461	2,319	2,710	5,531	10,560	54%	-6%	-40%	-10%
5 Carbon	336	1,561	659	2,556	134	1,464	953	2,551	151%	7%	-31%	0%
6 Daggett	24	55	42	121	6	70	39	115	300%	-21%	8%	5%
7 Davis	6,110	15,424	16,126	37,660	5,241	14,809	18,564	38,614	17%	4%	-13%	-2%
8 Duchesne	393	1,071	1,263	2,727	279	1,110	409	1,798	41%	-4%	209%	52%
9 Emery	141	785	586	1,512	145	826	363	1,334	-3%	-5%	61%	13%
10 Garfield	139	258	594	991	154	283	697	1,134	-10%	-9%	-15%	-13%
11 Grand	226	161	458	845	239	205	405	849	-5%	-21%	13%	0%
12 Granite	51,892	23,750	31,770	107,412	59,259	23,331	25,843	108,433	-12%	2%	23%	-1%
13 Iron	361	1,475	1,130	2,966	396	1,458	883	2,737	-9%	1%	28%	8%
14 Jordan	8,230	14,072	10,742	33,044	6,087	14,276	9,419	29,782	35%	-1%	14%	11%
15 Juab	0	166	571	737	0	254	428	682	0%	-35%	33%	8%
16 Kane	195	272	444	911	246	445	392	1,083	-21%	-39%	13%	-16%
17 Millard	357	1,041	885	2,283	274	973	1,644	2,891	30%	7%	-46%	-21%
18 Morgan	149	581	545	1,275	161	608	545	1,314	-7%	-4%	0%	-3%
19 Nebo	1,605	5,058	4,926	11,589	1,340	5,028	6,502	12,870	20%	1%	-24%	-10%
20 N. Sanpete	158	626	453	1,237	132	621	422	1,175	20%	1%	7%	5%
21 N. Summit	49	160	240	449	38	143	198	379	29%	12%	21%	18%
22 Park City	291	323	285	899	177	244	267	688	64%	32%	7%	31%
23 Piute	33	15	220	268	0	0	200	200	33%	15%	10%	34%
24 Rich	84	124	278	486	73	97	305	475	15%	28%	-9%	2%
25 San Juan	331	652	2,006	2,989	309	736	1,690	2,735	7%	-11%	19%	9%
26 Sevier	530	1,052	1,172	2,754	299	1,400	1,124	2,823	77%	-25%	4%	-2%
27 S. Sanpete	256	669	614	1,539	195	679	640	1,514	31%	-1%	-4%	2%
28 S. Summit	333	644	676	1,653	115	289	346	750	190%	123%	95%	120%
29 Tintic	0	47	68	115	0	39	77	116	0%	21%	-12%	-1%
30 Tooele	693	1,580	1,256	3,529	695	2,106	1,344	4,145	0%	-25%	-7%	-15%
31 Uintah	846	2,306	1,764	4,916	409	1,529	1,222	3,160	107%	51%	44%	56%
32 Wasatch	631	1,399	791	2,821	539	1,321	790	2,650	17%	6%	0%	6%
33 Washington	1,285	3,384	3,843	8,512	1,148	3,114	3,203	7,465	12%	9%	20%	14%
34 Wayne	100	130	317	547	52	155	269	476	92%	-16%	18%	15%
35 Weber	2,583	7,414	7,007	17,004	2,521	7,242	8,587	18,350	2%	2%	-18%	-7%
36 Salt Lake	4,078	5,496	6,123	15,697	4,055	5,783	5,797	15,635	1%	-5%	6%	0%
37 Ogden	1,421	2,346	3,412	7,179	1,448	2,495	4,527	8,470	-2%	-6%	-25%	-15%
38 Provo	1,368	3,653	5,109	10,130	1,298	3,360	5,555	10,213	5%	9%	-8%	-1%
39 Logan	320	684	855	1,859	307	790	401	1,498	4%	-13%	113%	24%
40 Murray	484	1,385	1,235	3,104	474	1,256	963	2,693	2%	10%	28%	15%
TOTALS	95,290	116,729	123,485	335,504	96,525	115,944	122,730	335,199	-1.28%	0.68%	0.62%	0.09%

EXTENDED YEAR, SUMMER, DAY PROGRAM (Summer 1992)

6-Dec-93

District	Direct Instruction Enrollments						Grand Total
	Summer			Extended Day			
	Elementary	Secondary	Combined	Elementary	Secondary	Combined	
1 Alpine	10	0	267	1,514	302	2,004	4,097
2 Beaver	303	0	0	128	156	0	587
3 Box Elder	0	423	406	0	0	0	829
4 Cache	0	225	0	0	0	0	225
5 Carbon	0	0	0	0	0	0	0
6 Daggett	0	0	0	0	0	0	0
7 Davis	32	2,187	0	0	0	0	2,219
8 Duchesne	0	0	0	0	0	0	0
9 Emery	0	394	0	0	0	0	394
10 Garfield	0	0	0	0	0	0	0
11 Grand	16	30	0	0	0	0	46
12 Granite	0	0	1,504	0	0	10,029	11,533
13 Iron	43	100	270	0	498	0	911
14 Jordan	349	2,371	0	80	0	0	2,800
15 Juab	53	91	0	0	0	0	144
16 Kane	0	0	0	0	71	0	71
17 Millard	0	465	274	0	0	0	739
18 Morgan	19	127	10	0	0	0	156
19 Nebo	245	0	0	0	0	0	245
20 No. Sanpete	346	88	0	0	0	0	434
21 No. Summit	0	60	0	420	35	280	795
22 Park City	28	30	0	0	40	0	98
23 Piute	0	0	0	0	0	0	0
24 Rich	0	0	0	0	0	0	0
25 San Juan	25	0	0	0	0	0	25
26 Sevier	0	0	0	0	0	0	0
27 So. Sanpete	0	0	0	0	0	0	0
28 So. Summit	3	24	2	0	0	0	29
29 Tintic	0	0	35	0	0	0	35
30 Tooele	16	111	50	0	0	0	177
31 Uintah	0	72	0	0	155	0	227
32 Wasatch	0	0	0	0	0	0	0
33 Washington	0	0	0	0	0	0	0
34 Wayne	0	0	0	0	0	0	0
35 Weber	160	397	106	0	0	0	663
36 Salt Lake	559	1,536	0	0	2,868	0	4,963
37 Ogden	0	0	0	0	0	0	0
38 Provo	347	780	0	0	0	0	1,127
39 Logan	0	0	0	0	0	0	0
40 Murray	0	0	41	0	0	617	658
TOTALS	2,554	9,511	2,965	2,142	4,125	12,930	34,227

C:\EXCEL\3REPORT\EXYRSUR3.XLS

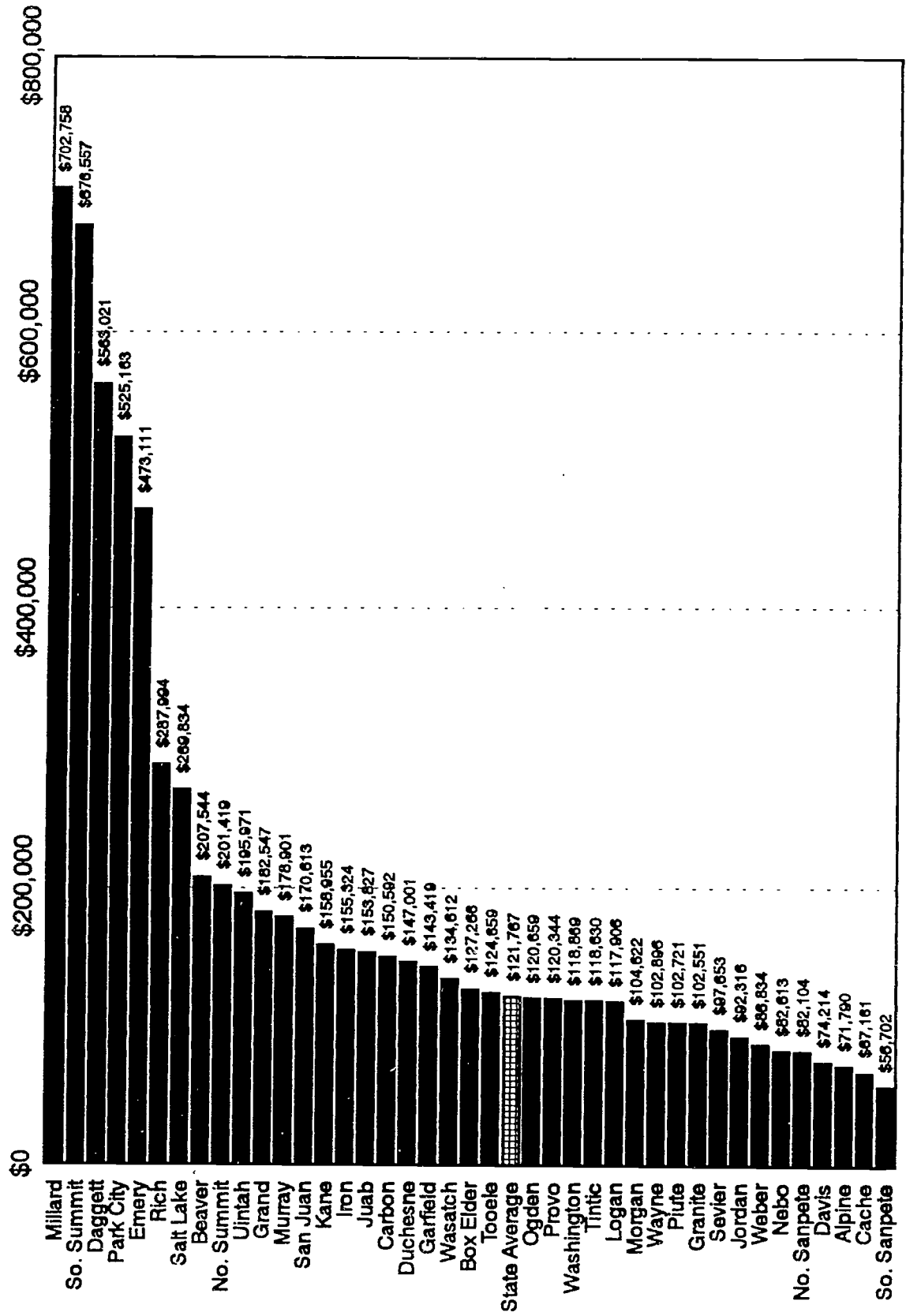
TRANSPORTATION PROGRAM - 1992-93

District	Number of Employees	Total Number Buses	Total Annual Bus Mileage	Number of Eligible Pupils Transported By District Bus			Special Purpose		Ineligible Hazard & Other	Pre-School D & B	Pupils Transported by Contract Services		Total No. Pupils Transported
				Regular	Disabled	Total	Extended Year	Optional Pre-School			Commercial	Student Allowance	
1 Alpine	142	140	2,333,465	13,823	848	14,671	68	125	193	0	30	0	14,840
2 Beaver	11	9	78,005	266	0	266	1	0	1	2	0	0	293
3 Box Elder	99	84	1,389,373	4,439	169	4,608	21	34	55	10	0	11	4,710
4 Cache	86	78	1,080,630	8,705	302	9,007	19	75	94	153	0	0	9,263
5 Carbon	47	44	336,153	1,825	62	1,887	15	0	15	164	0	0	2,078
6 Daggett	7	6	59,253	99	0	99	0	0	0	28	0	0	137
7 Davis	190	157	1,976,660	13,072	795	13,867	126	137	263	4,068	0	17	18,259
8 Duchesne	65	53	385,200	1,950	130	2,080	48	0	48	151	0	0	2,423
9 Emery	35	33	420,894	2,295	26	2,321	10	0	10	17	0	0	2,338
10 Garfield	17	15	121,802	290	9	299	0	0	0	0	0	0	299
11 Grand	11	13	103,752	541	10	551	35	38	73	47	0	0	636
12 Granite	177	125	2,138,333	14,702	3,062	17,764	206	165	371	3	145	0	18,089
13 Iron	54	42	517,042	2,129	9	2,138	13	9	22	331	0	0	2,516
14 Jordan	152	150	2,533,192	14,789	1,103	15,892	146	176	322	2,328	0	0	18,409
15 Juab	11	8	76,925	379	10	389	8	4	12	11	0	0	420
16 Kane	24	14	89,773	350	2	352	0	0	0	4	0	0	389
17 Millard	56	40	289,003	2,133	9	2,142	10	10	10	19	0	0	2,179
18 Morgan	21	16	257,767	1,040	4	1,044	14	8	22	277	0	0	1,332
19 Nebo	85	72	704,322	5,065	179	5,244	40	65	105	67	0	0	5,422
20 No. Sanpete	25	19	202,324	1,027	2	1,029	8	17	25	0	0	0	1,081
21 No. Summit	14	14	101,442	0	0	0	3	0	3	0	0	0	1
22 Park City	18	22	324,090	1,380	2	1,382	7	0	7	7	0	0	1,389
23 Plute	10	9	124,964	506	0	506	0	38	38	0	0	0	544
24 Rich	15	12	138,353	488	0	488	0	0	0	0	0	0	488
25 San Juan	69	68	1,317,029	1,457	11	1,468	15	0	15	0	0	0	3,192
26 Sevier	57	34	427,317	1,928	68	1,996	20	64	84	8	1	0	2,513
27 So. Sanpete	26	21	169,888	1,456	166	1,622	0	71	71	72	0	0	1,765
28 So. Summit	16	17	63,386	571	5	576	6	0	6	73	0	0	649
29 Tintic	9	5	32,616	45	0	45	0	0	0	19	0	0	77
30 Tooele	62	49	379,313	2,344	27	2,371	0	78	78	0	0	0	2,470
31 Uintah	54	66	619,198	3,392	291	3,683	0	90	90	610	0	0	4,421
32 Wasatch	32	27	197,876	1,359	35	1,394	8	14	22	36	0	0	1,444
33 Washington	80	68	1,025,577	8,647	123	8,770	32	58	90	3	0	0	8,831
34 Wayne	27	12	137,075	537	0	537	0	51	51	0	0	0	598
35 Weber	111	106	1,330,315	10,782	385	11,167	0	62	62	317	0	0	11,704
36 Salt Lake	86	50	564,999	3,053	650	3,703	184	115	299	0	150	0	5,422
37 Ogden	35	35	355,258	1,765	147	1,912	21	46	67	225	0	0	4,732
38 Provo	55	34	352,522	7,306	493	7,799	24	75	99	74	0	0	12,834
39 Logan	30	19	198,949	2,507	161	2,668	21	23	44	1,048	0	0	5,521
40 Murray	15	11	90,594	1,265	90	1,355	13	54	67	377	0	0	1,786
TOTALS	2,136	1,797	23,044,629	139,707	9,385	149,092	1,142	1,692	2,834	10,549	13,42	36	175,494

FINANCIAL SECTION

Assessed Valuation Per Student in Average Daily Membership* 1992-93

Chart II



\$0 \$200,000 \$400,000 \$600,000 \$800,000

*Adjusted for Redevelopment

**CHART III
SOURCES OF PUBLIC SCHOOL REVENUE
FOR SCHOOL DISTRICTS OF UTAH
FY 1978 - 1993**

	1977-78	1982-83	1987-88	1992-93
Local Revenue: (Taxes, Fees, Misc., - Net transfers to & from other districts)	\$176,166,216 35.88%	\$356,088,768 40.19%	\$449,710,244 38.00%	\$615,227,478 37.02%
State Revenue: (Min. Sch. Program, Transportation, S.S. & Retire., Categorical Programs - School Lunch)	271,930,850 55.38%	477,165,491 53.85%	660,194,835 55.79%	928,642,045 55.89%
Federal Revenue: (Both through State and direct to District)	42,917,826 8.74%	52,796,506 5.96%	73,494,179 6.21%	117,787,674 7.09%
Total Revenue All Sources	\$491,014,892	\$886,050,765	\$1,183,399,258	\$1,661,657,197
	100.00%	100.00%	100.00%	100.00%
Other Financing Sources (Not inc. in Above)	80,647,349	104,972,469	48,517,154	258,698,658

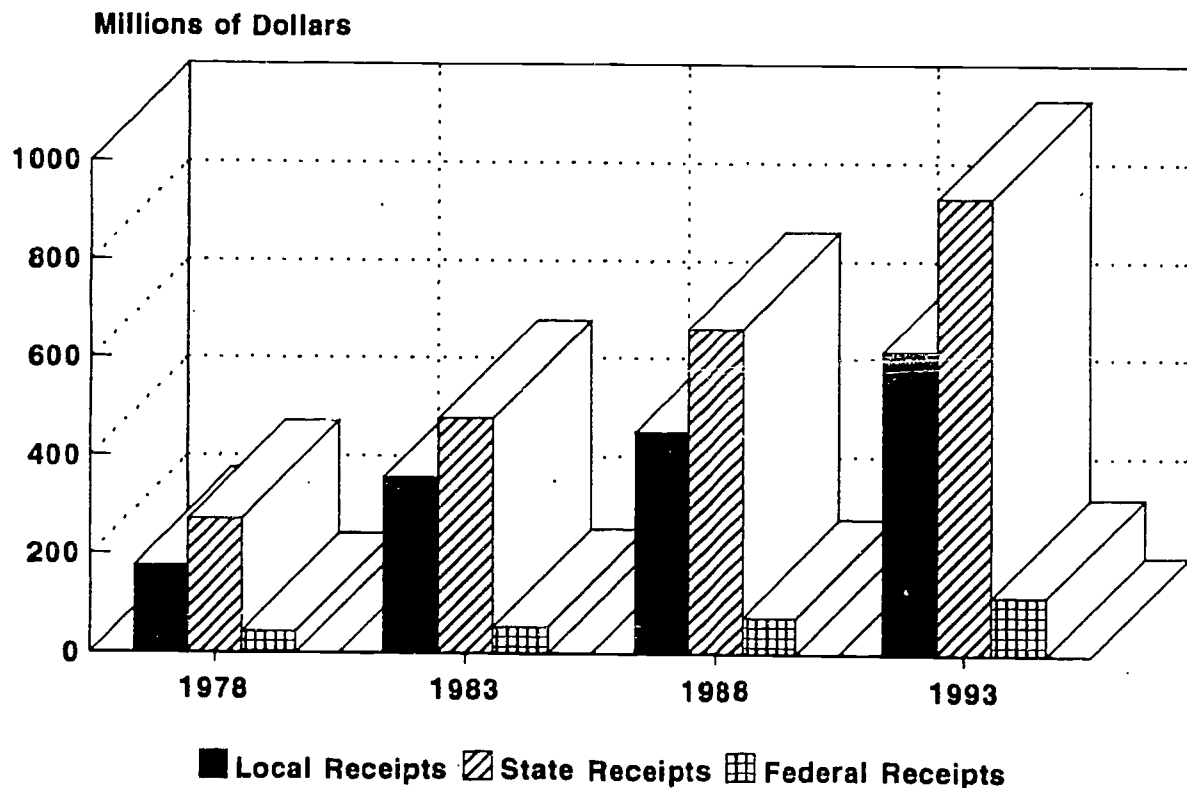
NOTE:

Other financing sources includes proceeds from the sales of bonds and any other long-term borrowing, interfund transfers, proceeds from the sale of property, and fixed asset insurance adjustments.

SOURCE: Utah State Office of Education, School Finance and Statistics

(A:\Deanna\Excel\anrptcht.xls)

COMPARISON OF REVENUE BY SOURCE



SOURCE: State Office of Education
School Finance and Statistics
REVBYSRCVHGCHARTS

**CHART IV
TOTAL ADJUSTED EXPENDITURES FOR ALL
PURPOSES FOR PUBLIC SCHOOLS OF UTAH
FY 1978 - 1993**

	1977-78	1982-83	1987-88	1992-93
Regular School Expenditures: (Includes expenditures for instruction, supporting services, and school food services costs)	\$400,331,617 76.91%	\$707,823,312 78.99%	\$965,182,900 82.26%	\$1,376,318,866 84.52%
Capital Projects & Debt Service: (Includes expenditures for facilities acquisition and construction, bond redemption, and interest)	109,306,387 21.00%	173,128,819 19.32%	193,499,098 16.49%	210,277,917 12.91%
Community Services: (Includes expenditures for community recreation, instruction & other services)	10,905,462 2.10%	15,118,763 1.69%	14,616,557 1.25%	41,871,563 2.57%
Total	\$520,543,466 100.00%	\$896,070,894 100.00%	\$1,173,298,555 100.00%	\$1,628,468,346 100.00%

NOTE:

Regular school Expenditures include costs of instruction programs and supporting services such as operation and maintenance of plant, student transportation, and administration. Also included are school food services costs.

Capital Projects: Expenditures which result in the acquisition of land, buildings, equipment, and other fixed assets.

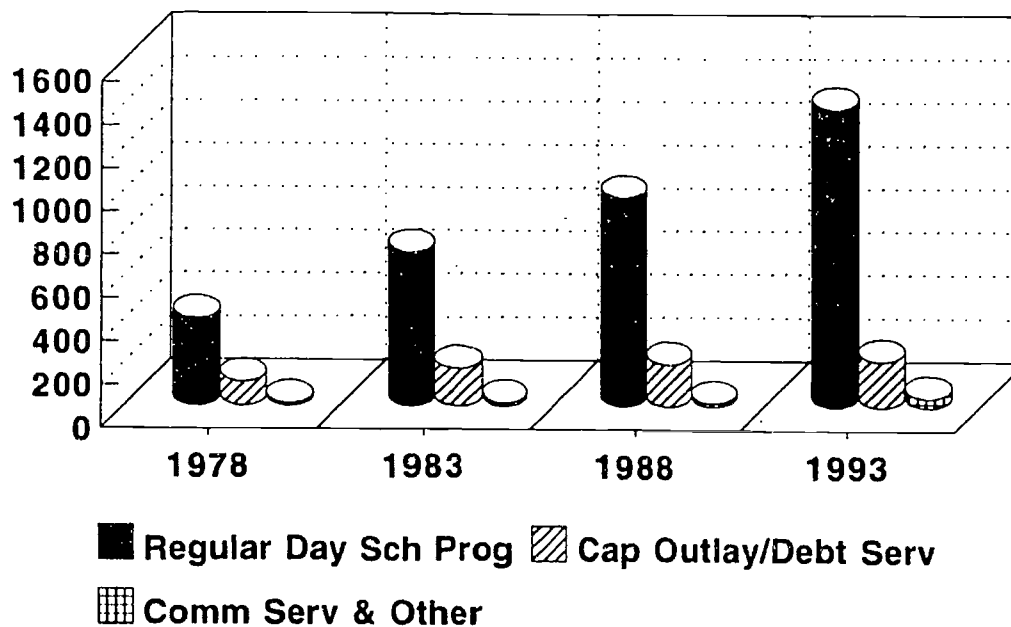
Debt Service: Expenditures for the redemption of bonds and for interest on indebtedness.

SOURCE: Utah State Office of Education, School Finance and Statistics

(A:\Deanna\Excel\anrptcht.xls)

COMPARISON OF EXPENDITURES BY MAJOR PROGRAM

Millions of Dollars



SOURCE: State Office of Education
School Finance and Statistics
\EXPBYPRG\HGCHARTS

Estimated Assessed Valuations and Approved School Tax Rates
(Source—Utah State Tax Commission, Property Tax Division)
TY 1993—FY 1993-94

District	*Snapshot Estimated Adjusted Assessed Valuations as of: 7-Jan-94	Maintenance and Operation					Other Programs	
		Required Basic State-Supported Program 53A-17a-135**	Voted Leeway Program 53A-17a-133**	Board Leeway Program 53A-17a-134**	Sub Total Voted & Board Leeway Programs	Public Law 81-874 53A-17a-143**	Sub Total Maintenance and Operation	Special Transportation 53A-17a-127**
1 Alpine	\$3,356,799,572 ***	0.004275	0.000400	0.000400	0.000800		0.005075	
2 Beaver	317,366,759	0.004275	0.000306		0.000306		0.004581	0.000071
3 Box Elder	1,550,324,284 ***	0.004275		0.000279	0.000279		0.004554	0.000075
4 Cache	902,400,409	0.004275	0.000400	0.000400	0.000800		0.005075	0.000200
5 Carbon	881,758,912 ***	0.004275	0.000319		0.000319		0.004594	0.000200
6 Daggett	117,741,793	0.004275			0.000000		0.004275	0.000200
7 Davis	4,451,377,492 ***	0.004275	0.001000	0.000400	0.001400		0.005675	0.000200
8 Duchesne	677,616,673 ***	0.004275	0.000800		0.000800		0.005075	0.000196
9 Emery	1,507,497,778	0.004275	0.000400		0.000400		0.004675	0.000093
10 Garfield	171,882,873	0.004275		0.000389	0.000389		0.004664	0.000194
11 Grand	367,664,987 ***	0.004275		0.000330	0.000330		0.004605	0.000193
12 Granite	8,779,634,439 ***	0.004275	0.001400	0.000400	0.001800		0.006075	0.000095
13 Iron	923,901,935 ***	0.004275	0.000800	0.000400	0.001200		0.005475	0.000200
14 Jordan	6,972,448,909 ***	0.004275	0.001000	0.000400	0.001400		0.005675	0.000088
15 Juab	262,890,882	0.004275		0.000400	0.000400		0.004675	0.000092
16 Kane	255,066,147	0.004275		0.000369	0.000369		0.004644	0.000152
17 Millard	2,752,318,221	0.004275	0.000400		0.000400		0.004675	0.000088
18 Morgan	211,419,586	0.004275		0.000400	0.000400		0.004675	0.000169
19 Nebo	1,599,513,209 ***	0.004275	0.000400	0.000400	0.000800		0.005075	0.000150
20 No. Sanpete	200,149,890 ***	0.004275		0.000400	0.000400		0.004675	0.000186
21 No. Summit	271,226,951	0.004275			0.000000		0.004275	0.000190
22 Park City	1,529,477,053 ***	0.004275	0.001200		0.001200		0.005475	0.000200
23 Piute	44,308,567	0.004275	0.000396	0.000396	0.000792		0.005067	
24 Rich	162,427,905	0.004275		0.000394	0.000394		0.004669	0.000200
25 San Juan	640,257,689	0.004275		0.000223	0.000223		0.004498	0.000200
26 Sevier	483,058,955 ***	0.004275		0.000400	0.000400		0.004675	0.000200
27 So. Sanpete	175,998,608 ***	0.004275		0.000400	0.000400		0.004675	0.000200
28 So. Summit	819,435,222	0.004275		0.000400	0.000400		0.004675	0.000148
29 Tintic	34,634,141	0.004275	0.000394	0.000353	0.000747		0.005022	0.000144
30 Tocele	916,046,161 ***	0.004275			0.000000		0.004275	0.000181
31 Uintah	1,460,896,942 ***	0.004275			0.000000		0.004275	0.000113
32 Wasatch	457,576,336	0.004275	0.000299	0.000382	0.000681		0.004956	0.000191
33 Washington	1,901,659,406 ***	0.004275	0.000600		0.000600		0.004875	0.000200
34 Wayne	69,436,457	0.004275		0.000351	0.000351		0.004626	0.000148
35 Weber	2,417,884,714 ***	0.004275	0.000400	0.000400	0.000800		0.005075	
36 Salt Lake	7,049,370,599 ***	0.004275	0.001800	0.000200	0.002000		0.006275	0.000090
37 Ogden	1,566,757,071 ***	0.004275	0.000937	0.000400	0.001337		0.005612	0.000200
38 Provo	1,889,981,434 ***	0.004275	0.000637	0.000256	0.000893		0.005168	0.000174
39 Logan	728,926,493	0.004275	0.000600	0.000400	0.001000		0.005275	0.000200
40 Murray	1,244,190,558 ***	0.004275	0.001786		0.001786		0.006061	0.000042
Total	\$60,123,326,012							
Average Levies		0.004275	0.000725	0.000369	0.000675		0.004950	0.000158

*From Common Data Committee, less adjustments calculated from redevelopment increment estimates as of the date indicated.

**Section of Utah Code 1993 that authorizes levy.

***Adjusted for Redevelopment

Estimated Assessed Valuations and Approved School Tax Rates
(Source—Utah State Tax Commission, Property Tax Division)
TY 1993—FY 1993-94

District	Other Programs		Capital Outlay, Debt Service and 10% of Basic					Total	
	Recrea- tion Levy 11-2-7**	Utah Government Immunity 63-30-27**	Capital Outlay 53A-16-104**	Debt Service 53A-16-104**	10% Additional Basic Program: Debt Service 53A-17a-145**	10% Additional Basic Program: Other 53A-17a-145**	Sub-Total 10% Additional Basic Program:	Total Capital Outlay and 10% Addl	1993-94 Total Local School District Levy
1 Alpine	0.000035			0.002400	0.000356	0.000132	0.000488	0.002888	0.007998
2 Beaver	0.000136		0.000056	0.002444	0.000389	0.000523	0.000912	0.003412	0.008200
3 Box Elder	0.000381	0.000052	0.000715	0.001685	0.000890	0.000694	0.001584	0.003984	0.009046
4 Cache			0.000811	0.001789		0.001482	0.001462	0.003862	0.009137
5 Carbon	0.000091	0.000063	0.000642	0.001537		0.001170	0.001170	0.003349	0.008297
6 Daggett	0.000224		0.000310	0.001854		0.000448	0.000448	0.002612	0.007311
7 Davis	0.000200	0.000100	0.000100	0.002300	0.000552	0.001198	0.001750	0.004150	0.010325
8 Duchesne	0.000217	0.000055	0.002132			0.001266	0.001266	0.003398	0.008941
9 Emery	0.000438	0.000019	0.001458	0.000916		0.000311	0.000311	0.002685	0.007910
10 Garfield	0.000194		0.000389	0.002011	0.001950	0.000632	0.002582	0.004982	0.010034
11 Grand	0.000193	0.000030	0.001900			0.000771	0.000771	0.002671	0.007692
12 Granite	0.000190	0.000060	0.000956	0.001444		0.000550	0.000550	0.002950	0.009370
13 Iron	0.000240	0.000100	0.000430	0.001970		0.000356	0.000356	0.002756	0.008771
14 Jordan	0.000145	0.000068	0.000900	0.001500	0.000407	0.000923	0.001330	0.003730	0.009706
15 Juab	0.000085			0.002400	0.000361	0.000452	0.000813	0.003213	0.008065
16 Kane		0.000032	0.000523	0.001877	0.000340	0.000654	0.000994	0.003394	0.008222
17 Millard		0.000015	0.000707	0.001293		0.000200	0.000200	0.002200	0.006978
18 Morgan	0.000358	0.000032	0.000589	0.001811	0.000320	0.001386	0.001706	0.004106	0.009340
19 Nebo	0.000150	0.000079	0.000353	0.001647		0.000826	0.000826	0.002826	0.008280
20 No. Sanpete		0.000093	0.000100	0.002000	0.001290	0.000691	0.001981	0.004081	0.009035
21 No. Summit	0.000490	0.000032	0.001240	0.001014		0.000949	0.000949	0.003203	0.008190
22 Park City	0.000100	0.000010	0.001060	0.001340		0.000387	0.000387	0.002787	0.008572
23 Piute		0.000091	0.000412	0.001988	0.000162	0.001591	0.001753	0.004153	0.009311
24 Rich	0.000277	0.000019	0.000732	0.001668		0.001305	0.001305	0.003705	0.008870
25 San Juan	0.000159	0.000056	0.001270	0.001012		0.001291	0.001291	0.003573	0.008486
26 Sevier	0.000144	0.000070		0.002400	0.000080	0.000674	0.000754	0.003154	0.008243
27 So. Sanpete		0.000016	0.001184	0.001216	0.001301	0.000439	0.001740	0.004140	0.009031
28 So. Summit	0.000225		0.001323	0.001077		0.000352	0.000352	0.002752	0.007800
29 Tintic	0.000144		0.000468	0.001363		0.001452	0.001452	0.003283	0.008593
30 Tooele	0.000269	0.000084	0.000897	0.001503		0.001026	0.001026	0.003426	0.008235
31 Uintah	0.000172	0.000025	0.000768	0.001575		0.000702	0.000702	0.003065	0.007650
32 Wasatch	0.000101	0.000019	0.000100	0.001217		0.000739	0.000739	0.002056	0.007323
33 Washington	0.000117	0.000045		0.002000	0.001480	0.000149	0.001629	0.003629	0.008866
34 Wayne			0.000285	0.002115		0.000586	0.000586	0.002986	0.007760
35 Weber			0.000081	0.002319		0.001081	0.001081	0.003481	0.008556
36 Salt Lake	0.000226	0.000034	0.001707			0.000400	0.000400	0.002107	0.008732
37 Ogden	0.000245	0.000060	0.000169	0.000888	0.002106		0.002106	0.003163	0.009280
38 Provo	0.000271	0.000048	0.000686	0.001714		0.000999	0.000999	0.003399	0.009060
39 Logan	0.000340	0.000061	0.000993	0.001407		0.000750	0.000750	0.003150	0.009026
40 Murray	0.000273	0.000042	0.001525			0.000307	0.000307	0.001832	0.008250
Average Levies	0.000213	0.000050	0.000772	0.001686	0.000799	0.000765	0.001045	0.003257	0.008562

**Section of Utah Code 1993 that authorizes levy.



**STATE SUPPORTED MINIMUM SCHOOL PROGRAM
FINAL NUMBER OF WEIGHTED PUPIL UNITS - 1992-93**

District	Basic Programs						Total
	K/ndergarten	Grades 1-12	Early Graduation	Necessarily Existent Small Schools	Professional Staff	Admin. Cost	
1 Alpine	1,593.932	36,239.444	3.375	0.000	3,377.083	46.000	41,259.834
2 Beaver	49.434	1,288.043	0.000	226.421	117.439	46.000	1,727.337
3 Box Elder	463.626	10,135.335	0.083	269.727	927.751	46.000	11,842.522
4 Cache	465.517	11,454.400	0.000	0.000	1,084.903	46.000	13,050.820
5 Carbon	180.754	4,720.472	0.000	190.311	453.585	46.000	5,591.122
6 Daggett	9.950	171.212	0.000	211.771	27.448	46.000	466.381
7 Davis	2,315.506	50,829.652	0.000	0.000	4,582.494	46.000	57,773.652
8 Duchesne	176.134	3,913.245	1.563	381.840	386.291	46.000	4,905.073
9 Emery	116.863	3,187.767	3.063	174.854	315.095	46.000	3,843.642
10 Garfield	47.841	1,037.333	0.000	578.615	124.939	46.000	1,834.728
11 Grand	65.210	1,442.583	0.000	84.767	133.472	46.000	1,772.032
12 Granite	3,264.322	70,523.614	4.813	0.000	6,908.543	46.000	80,747.292
13 Iron	202.593	5,081.036	0.875	130.149	500.201	46.000	5,960.854
14 Jordan	2,652.170	61,764.229	2.000	0.000	5,873.616	46.000	70,338.015
15 Juab	69.489	1,468.928	0.000	16.786	123.032	46.000	1,724.235
16 Kane	53.052	1,312.665	0.417	479.475	156.098	46.000	2,047.707
17 Millard	149.787	3,495.879	1.000	116.626	296.427	46.000	4,105.719
18 Morgan	70.200	1,758.744	0.000	0.000	166.498	46.000	2,041.442
19 Nebo	689.188	15,686.031	1.125	0.000	1,424.824	46.000	17,847.168
20 No. Sanpete	90.822	2,134.859	0.000	56.796	203.058	46.000	2,531.535
21 No. Summit	35.179	860.066	0.375	121.127	95.163	46.000	1,157.910
22 Park City	115.437	2,341.610	0.000	0.000	231.419	46.000	2,734.466
23 Piute	8.025	363.834	0.000	225.020	55.808	46.000	698.687
24 Rich	21.782	510.779	0.000	259.591	67.486	46.000	905.638
25 San Juan	134.648	3,020.132	1.875	508.564	319.704	46.000	4,030.923
26 Sevier	166.326	4,469.856	3.666	212.682	414.534	46.000	5,313.064
27 So. Sanpete	107.252	2,666.684	0.000	36.954	242.602	46.000	3,099.492
28 So. Summit	33.878	1,031.015	0.000	130.770	99.721	46.000	1,341.384
29 Tintic	6.985	218.179	0.000	271.432	45.625	46.000	588.221
30 Tooele	259.680	6,684.898	2.938	335.211	629.782	46.000	7,958.509
31 Uintah	272.003	5,999.862	5.749	73.224	547.733	46.000	6,944.571
32 Wasatch	123.610	2,807.425	0.000	17.451	254.581	46.000	3,249.067
33 Washington	567.735	13,374.506	5.000	159.322	1,330.243	46.000	15,482.806
34 Wayne	24.811	556.028	0.250	268.882	63.796	46.000	959.767
35 Weber	956.871	24,182.327	5.938	30.396	2,353.433	46.000	27,574.965
36 Salt Lake	1,184.981	22,203.547	5.125	0.000	2,287.538	46.000	25,727.191
37 Ogden	599.453	10,909.309	0.500	0.000	1,007.891	46.000	12,563.153
38 Provo	579.104	11,970.872	2.625	0.000	1,103.231	46.000	13,701.832
39 Logan	301.475	5,173.012	0.417	0.000	467.910	46.000	5,988.814
40 Murray	268.265	6,079.820	0.875	0.000	542.812	46.000	6,937.772
41 Institutions	0.000	0.000	17.253	0.000	0.000	0.000	17.253
TOTALS	18,493.890	413,069.232	70.900	5,568.764	39,343.809	1,840.000	478,386.595

Note: Immunization does not appear because of a change of formula using prior year data

**STATE SUPPORTED MINIMUM SCHOOL PROGRAM
FINAL NUMBER OF WEIGHTED PUPIL UNITS - 1992-93**

District	Special Education Programs						Applied Technology Education		
	Add-On	Self-Contained	Pre-School	Ext Yr Severely Disabled	State Impact Aid	Total	Add-On	Set-Aside	Total
1 Alpine	4,055.536	781.334	132.534	8.888	68.787	5,047.079	1,213.068	50.011	1,263.079
2 Beaver	88.432	4.294	17.870	1.367	15.369	127.332	112.350	5.393	117.743
3 Box Elder	1,009.297	190.987	74.458	2.583	27.741	1,305.066	416.006	40.805	456.811
4 Cache	1,082.090	220.632	98.284	4.254	25.108	1,430.368	433.414	12.788	446.202
5 Carbon	944.137	88.863	11.913	2.917	20.919	1,068.749	303.891	29.426	333.317
6 Daggett	17.415	2.000	1.489	0.000	15.369	36.273	38.685	4.259	42.944
7 Davis	5,166.516	1,147.280	241.242	18.536	94.487	6,668.061	1,890.209	111.931	2,002.140
8 Duchesne	736.223	177.843	41.696	7.293	17.609	980.664	187.128	7.184	194.312
9 Emery	266.878	6.904	11.913	1.337	16.391	303.423	130.549	26.642	157.191
10 Garfield	97.220	9.550	7.446	0.851	15.369	130.436	155.620	44.619	200.239
11 Grand	238.843	32.085	40.207	2.553	15.369	329.057	91.363	28.638	120.001
12 Granite	8,066.565	1,793.734	424.408	20.377	112.929	10,418.013	2,536.023	83.726	2,619.749
13 Iron	473.401	70.719	29.783	1.702	31.055	606.660	226.064	8.178	234.242
14 Jordan	7,493.776	1,440.310	335.059	19.250	182.181	9,470.576	2,030.705	51.500	2,082.205
15 Juab	257.166	41.863	23.826	1.823	15.369	340.047	94.799	5.169	99.968
16 Kane	107.354	16.684	22.337	4.011	15.369	165.755	113.873	5.136	119.009
17 Millard	530.611	55.722	81.903	6.381	18.420	693.037	272.612	29.662	302.274
18 Morgan	136.725	0.683	11.913	1.459	15.369	166.149	113.870	5.584	119.454
19 Nebo	1,245.719	224.715	111.686	2.279	33.687	1,618.086	701.878	49.626	751.504
20 No. Sanpete	306.518	39.812	35.740	6.541	15.369	404.080	115.332	5.807	121.139
21 No. Summit	73.521	5.000	22.337	0.410	15.369	116.637	73.398	4.795	78.193
22 Park City	192.368	37.083	5.957	1.026	15.369	251.803	66.581	7.992	74.573
23 Plute	39.570	1.000	55.099	0.000	15.369	111.038	44.714	4.442	49.156
24 Rich	59.903	8.806	1.489	0.137	15.369	85.704	52.562	4.365	56.927
25 San Juan	476.784	126.848	96.795	25.981	16.664	743.072	227.296	27.560	254.856
26 Sevier	656.525	54.718	58.077	0.760	17.812	787.892	255.561	41.023	296.584
27 So. Sanpete	322.321	29.552	125.089	1.641	80.533	559.136	166.120	11.285	177.405
28 So. Summit	121.744	21.961	4.467	0.456	15.369	163.997	97.529	5.054	102.583
29 Tintic	36.022	2.989	23.826	0.000	15.369	78.206	43.032	4.271	47.303
30 Tooele	682.639	161.992	72.968	3.950	22.136	943.685	361.281	10.275	371.556
31 Uintah	871.224	242.016	132.534	6.685	24.838	1,277.297	195.397	8.189	203.586
32 Wasatch	324.818	84.402	17.870	1.367	17.047	445.504	234.922	6.837	241.759
33 Washington	1,117.104	218.626	105.730	3.419	29.432	1,474.311	541.578	25.746	567.324
34 Wayne	63.269	3.000	25.316	0.000	15.369	106.954	66.987	11.327	78.314
35 Weber	2,931.178	677.138	168.274	13.492	54.156	3,844.238	1,185.494	93.216	1,278.710
36 Salt Lake	3,738.280	915.471	265.069	31.147	52.265	5,002.232	676.829	21.087	697.916
37 Ogden	1,948.942	552.517	135.513	4.649	32.134	2,673.755	381.150	12.689	393.839
38 Provo	2,882.979	533.323	116.154	12.033	39.767	3,584.256	587.974	25.638	613.612
39 Logan	546.589	103.896	64.033	5.531	17.542	737.591	94.733	7.184	101.917
40 Murray	645.698	149.648	41.696	1.914	18.825	857.781	185.472	14.941	200.413
41 Institutions	0.000	0.000	0.000	0.000	0.000	0.000	140.951	0.000	140.951
TOTALS	50,052.000	10,276.000	3,294.000	229.000	1,303.000	65,154.000	16,857.000	954.000	17,811.000

**STATE SUPPORTED MINIMUM SCHOOL PROGRAM
FINAL NUMBER OF WEIGHTED PUPIL UNITS - 1992-93**

District	Other Education Programs							Local Program	Grand Total Weighted Pupil Units
	Youth In Custody	Adult High Sch. Completion	Accelerated Learning	At-Risk Students	Career Ladders	Class Size Reduction 1st Grade	Total		
1 Alpine	179.085	121.508	175.493	132.884	1,953.777	250.444	2,813.191	974.251	51,357.434
2 Beaver	0.000	5.861	3.184	157.201	79.051	8.204	253.501	40.268	2,266.181
3 Box Elder	0.000	66.600	30.340	33.978	568.611	73.233	772.762	279.858	14,657.019
4 Cache	48.503	24.061	41.309	27.318	621.789	74.270	837.250	306.923	16,071.563
5 Carbon	18.566	50.095	33.044	24.137	275.088	28.240	429.170	131.101	7,553.459
6 Daggett	0.000	5.042	1.359	6.711	17.424	1.554	32.090	10.118	587.806
7 Davis	139.634	222.301	215.517	227.718	2,814.213	368.326	3,987.709	1,368.424	71,799.986
8 Duchesne	21.895	28.304	21.046	15.020	236.554	26.685	349.504	115.169	6,544.722
9 Emery	0.000	14.778	11.670	15.160	185.259	18.222	245.089	89.671	4,639.016
10 Garfield	2.215	5.890	3.090	7.057	71.485	7.168	96.905	42.841	2,305.149
11 Grand	0.000	16.862	5.286	8.032	89.924	11.140	131.244	41.006	2,393.340
12 Granite	1,042.786	435.489	271.365	357.946	3,950.854	520.579	6,579.019	1,900.074	102,264.147
13 Iron	155.740	31.629	19.564	28.484	276.966	33.508	545.891	139.421	7,487.068
14 Jordan	200.476	221.775	277.295	238.436	3,419.402	431.455	4,788.839	1,658.696	88,338.331
15 Juab	8.221	8.428	3.410	7.013	84.303	10.277	121.652	40.045	2,325.947
16 Kane	0.000	5.042	4.442	7.100	86.169	7.945	110.698	47.522	2,490.691
17 Millard	26.425	12.632	13.509	18.953	212.536	25.217	309.272	96.900	5,507.202
18 Morgan	0.000	5.042	8.405	7.229	96.519	10.622	127.817	47.093	2,501.955
19 Nebc	43.756	80.178	60.293	50.460	849.909	106.309	1,190.905	421.671	21,829.334
20 No. Sanpete	29.576	10.382	7.185	8.406	122.395	14.422	192.366	58.771	3,307.891
21 N. Summit	0.000	5.034	5.014	6.780	52.296	5.872	74.996	26.180	1,453.916
22 Park City	0.000	5.042	10.902	9.520	129.363	18.308	173.135	63.266	3,297.243
23 Piute	0.000	5.042	1.109	6.771	25.648	1.123	39.693	15.369	913.943
24 Rich	0.000	5.034	2.981	6.771	36.575	3.195	54.556	20.397	1,123.222
25 San Juan	51.462	59.244	14.822	55.883	215.932	20.813	418.156	94.375	5,541.382
26 Sevier	44.917	26.628	27.436	27.639	253.534	25.994	406.148	124.947	6,928.635
27 So. Sanpete	0.000	39.724	12.806	9.439	154.710	17.013	233.692	72.377	4,142.102
28 So. Summit	0.000	5.042	5.665	6.849	61.419	5.268	84.243	30.787	1,722.994
29 Tintic	0.000	0.000	0.922	6.979	22.349	0.950	31.200	12.787	757.717
30 Tooele	0.000	66.262	17.588	38.884	383.837	43.871	550.442	187.521	10,011.713
31 Uintah	38.061	44.927	20.558	37.732	353.065	44.216	538.559	163.526	9,127.539
32 Wasatch	2.349	12.944	9.302	7.255	161.195	19.863	212.908	75.920	4,225.158
33 Washington	36.172	48.060	63.330	40.766	712.270	93.010	993.608	363.227	18,881.276
34 Wayne	0.000	5.042	3.724	6.780	39.560	3.800	58.906	21.886	1,225.827
35 Weber	155.128	134.809	102.593	103.624	1,350.500	157.434	2,004.088	648.240	35,350.241
36 Salt Lake	170.895	688.180	101.378	177.350	1,346.977	186.279	2,671.059	602.358	34,700.756
37 Ogden	434.091	229.513	33.575	112.207	682.370	92.233	1,583.989	296.350	17,511.086
38 Provo	220.047	94.950	75.580	71.857	745.581	91.283	1,299.298	323.214	19,522.212
39 Logan	0.000	33.447	27.768	18.079	300.420	44.648	424.362	140.972	7,393.656
40 Murray	0.000	67.177	21.141	26.995	340.171	43.007	498.491	163.478	8,657.935
41 Institutions	0.000	0.000	0.000	139.597	0.000	0.000	139.597	0.000	297.801
TOTALS	3,070.000	2,948.000	1,765.000	2,297.000	23,380.000	2,946.000	36,406.000	11,257.000	609,014.595

UTAH STATE OFFICE OF EDUCATION
SCHOOL DISTRICT COMBINED BALANCE SHEETS
ALL FUND TYPES AND ACCOUNT GROUPS
30-Jun-83

SCHOOL DISTRICT	ALPINE	BEAVER	BOX ELDER	CACHE	CARBON	DAGGETT
ASSETS						
CASH IN BANK	60,675,953	220,104	2,006,074	509,972	1,703,913	417,329
INVESTMENTS	5,555,796	8,427,784	6,417,574	23,902,945	2,205,500	64,226
RECEIVABLES	1,341,065	84,314	2,029,964	1,577,096	1,142,427	4,749
INVENTORIES		238,752	56,605	428,405	596,229	
PREPAID EXPENSES			1,895		1,280	
OTHER CURRENT ASSETS						
FIXED ASSETS	177,423,295	10,005,069	48,302,465	47,860,181	42,778,732	4,819,147
PROVIDED FOR DEBT SERVICE AND OTHER	68,499,132	9,195,000	9,053,727	32,609,814	13,259,211	
TOTAL ASSETS	313,495,241	28,171,023	67,868,304	106,888,413	61,687,292	5,305,451
LIABILITIES						
NEGATIVE BANK BALANCE				110,280		57,648
PAYABLES	17,636,027	583,450	3,808,016	1,740,993	2,834,619	124,775
DEFERRED REVENUES	18,577,474		3,064,277		747,052	
OTHER CURRENT LIABILITIES			214,057			
LONG-TERM LIABILITIES	68,499,132	9,195,000	9,053,727	34,202,619	13,259,211	2,090,000
TOTAL LIABILITIES	104,712,633	9,768,450	16,140,077	36,053,892	16,840,882	2,272,423
FUND EQUITY						
CONTRIBUTED CAPITAL	1,626,493					
INVESTMENT IN FIXED ASSETS	177,057,138	10,005,069	48,302,465	47,860,181	42,778,732	4,819,147
RETAINED EARNINGS	4,614,894	13,989	250,071	15,297	193,526	9,861
FUND BALANCES						
RESERVED FOR OTHER	1,667					
RESERVED FOR ENCUMBRANCES		238,752				
RESERVED FOR INVENTORIES			813			4,749
UNDISTRIBUTED RESERVE	5,042,899		875,792			
DESIGNATED FOR CERTAIN PURPOSES	9,878,578		1,120,802			
UNAPPROPRIATED	10,560,939	8,154,763	1,178,284	664,707	1,874,152	(1,678,484)
TOTAL FUND EQUITY	208,782,608	18,412,573	51,728,227	70,834,522	44,846,410	3,033,028
TOTAL LIABILITIES AND FUND EQUITY	313,495,241	28,171,023	67,868,304	106,888,413	61,687,292	5,305,451
DETAIL OF FUND BALANCES UNAPPROPRIATED						
GENERAL (M & O) FUND	867,267	193,531	431,360	664,707	283,462	(85,325)
SPECIAL REVENUE FUNDS	129,655	135,856	101,793		134,093	5,505
DEBT SERVICE FUNDS	415,084	(21,141)	6,996		54,565	
CAPITAL PROJECTS FUNDS	8,812,737	7,846,517	495,214		1,084,816	(42,425)
PROPRIETARY FUNDS						
FIDUCIARY FUNDS	336,197		142,921		317,216	
TOTAL AVAILABLE	10,560,939	8,154,763	1,178,284	664,707	1,874,152	(122,245)

UTAH STATE OFFICE OF EDUCATION
SCHOOL DISTRICT COMBINED BALANCE SHEETS
ALL FUND TYPES AND ACCOUNT GROUPS
30-Jun-93

SCHOOL DISTRICT	DAVIS	DUCHESNE	EMERY	GARFIELD	GRAND	GRANITE
ASSETS						
CASH IN BANK	2,134,723	729,431	1,151,416	1,509,576	133,022	4,612,863
INVESTMENTS	4,703,860	5,183,967	492,888		1,966,838	44,027,000
RECEIVABLES	18,161,920	1,141,521	814,305	305,829	371,446	12,898,752
INVENTORIES	4,226,590	292,065	2,905,846		34,750	3,546,838
PREPAID EXPENSES		45,992				506,382
OTHER CURRENT ASSETS		121,919				407,817
FIXED ASSETS	274,860,322	43,054,388	47,240,968	12,220,818	10,337,525	298,881,944
PROVIDED FOR DEBT SERVICE AND OTHER	103,588,719	3,959,666	5,840,096	5,207,017		38,361,784
TOTAL ASSETS	407,676,134	54,468,959	58,445,519	19,243,240	12,843,581	403,243,380
LIABILITIES						
NEGATIVE BANK BALANCE		148,539	2,488,364	811,118	561,431	24,720,233
PAYABLES	23,335,531	3,304,985	47,800	2,819	162,556	14,300,566
DEFERRED REVENUES	348,061				695	6,286,026
OTHER CURRENT LIABILITIES	263,631	129,929	5,656,500	5,207,017		38,361,784
LONG-TERM LIABILITIES	103,588,719	3,898,074				
TOTAL LIABILITIES	127,535,942	7,481,527	8,192,664	6,020,954	724,682	83,668,609
FUND EQUITY						
CONTRIBUTED CAPITAL	556,166					
INVESTMENT IN FIXED ASSETS	273,406,901	43,029,836	50,053,898	12,220,818	10,337,525	298,881,944
RETAINED EARNINGS	1,682,697	161,038	(84,857)		26,846	3,031,341
FUND BALANCES						
RESERVED FOR OTHER	311,749	1,117,795	45,116		91	1,300,895
RESERVED FOR ENCUMBRANCES		232,065				
RESERVED FOR INVENTORIES		134,316				
UNDISTRIBUTED RESERVE	3,072,352	912,665	238,698	1,001,468		5,000,000
DESIGNATED FOR CERTAIN PURPOSES	1,110,327	1,399,717				6,037,384
UNAPPROPRIATED	280,140,192	46,987,432	50,252,855	13,222,286	12,118,899	5,323,207
TOTAL FUND EQUITY	407,676,134	54,468,959	58,445,519	19,243,240	12,843,581	403,243,380
TOTAL LIABILITIES AND FUND EQUITY						
DETAIL OF FUND BALANCES UNAPPROPRIATED						
GENERAL (M & O) FUND	799,159	226,754	156,048	404,885	531,974	4,278,372
SPECIAL REVENUE FUNDS			78,140	54,740	28,040	16,230
DEBT SERVICE FUNDS	311,168		4,510	64,653		52,774
CAPITAL PROJECTS FUNDS		1,161,756		489,004	963,540	955,380
PROPRIETARY FUNDS				(11,814)		
FIDUCIARY FUNDS		11,208				20,450
TOTAL AVAILABLE	1,110,327	1,399,717	238,698	1,001,468	1,523,554	5,323,207

UTAH STATE OFFICE OF EDUCATION
SCHOOL DISTRICT COMBINED BALANCE SHEETS
ALL FUND TYPES AND ACCOUNT GROUPS

30-Jun-93

SCHOOL DISTRICT

	IRON	JORDAN	JUAB	KANE	MILLARD	MORGAN
ASSETS						
CASH IN BANK	777,641	111,622,389	1,123,305	1,563,810	13,468,129	266,889
INVESTMENTS	8,889,585		1,569,568	680,043	1,392,069	6,071,217
RECEIVABLES	1,328,310	5,936,414	258,731	428,921	600,089	65,062
INVENTORIES	254,799	2,228,657	16,100	5,483	85,875	18,682
PREPAID EXPENSES		5,000	24,070		3,953	115,892
OTHER CURRENT ASSETS		608,984		298,892		
FIXED ASSETS	36,528,417	195,881,826	11,913,729	15,764,253	44,595,132	7,529,223
PROVIDED FOR DEBT SERVICE AND OTHER	11,844,006	102,065,354	2,822,640	3,701,311	22,181,819	5,145,982
TOTAL ASSETS	59,622,758	418,348,624	17,728,143	22,442,713	82,327,066	19,212,947
LIABILITIES						
NEGATIVE BANK BALANCE		1,158,338	381,326			107,821
PAYABLES	934,673	17,823,599	760,184	1,065,914	3,361,819	551,234
DEFERRED REVENUES	1,307,756	1,920,794	395,949		488,233	195,945
OTHER CURRENT LIABILITIES		7,309,026	40,018	3,541,092	47,614	
LONG-TERM LIABILITIES	11,844,006	102,065,354	2,940,775	52,275	22,181,819	5,055,000
TOTAL LIABILITIES	14,086,435	130,277,111	4,518,252	4,659,281	26,079,485	5,910,000
FUND EQUITY						
CONTRIBUTED CAPITAL					71,468	
INVESTMENT IN FIXED ASSETS	36,528,417	195,881,826	11,913,729	15,764,253	44,393,388	7,529,223
RETAINED EARNINGS	(36,800)	1,006,105	67,368	75,170	166,187	22,773
FUND BALANCES						
RESERVED FOR OTHER		5,000		21,689		
RESERVED FOR ENCUMBRANCES	368,509	5,239,595			12,502	
RESERVED FOR INVENTORIES	254,799	2,054,761		5,483		
UNDISTRIBUTED RESERVE	500,000	1,250,000	200,000	(75,172)	150,000	85,000
DESIGNATED FOR CERTAIN PURPOSES	5,216,918	2,148,239	31,003	48,000	105,433	436,351
UNAPPROPRIATED	2,704,480	80,485,987	997,791	1,944,009	11,348,603	5,229,600
TOTAL FUND EQUITY	45,536,323	288,071,513	13,209,891	17,783,432	56,247,581	13,302,947
TOTAL LIABILITIES AND FUND EQUITY	59,622,758	418,348,624	17,728,143	22,442,713	82,327,066	19,212,947
DETAIL OF FUND BALANCES UNAPPROPRIATED						
GENERAL (M & O) FUND	1,784,675	4,603,050	14,806	389,890	368,940	182,414
SPECIAL REVENUE FUNDS	129,483	140,279	37,102	40,071	758	54,710
DEBT SERVICE FUNDS	269,876	1,112,504	10,764	10,764	531,996	4,990,520
CAPITAL PROJECTS FUNDS	440,538	74,525,254	945,882	1,503,284	10,388,699	
PROPRIETARY FUNDS						
FIDUCIARY FUNDS	79,909	104,900			58,221	1,955
TOTAL AVAILABLE	2,704,480	80,485,987	997,791	1,944,009	11,348,603	5,229,600

UTAH STATE OFFICE OF EDUCATION
SCHOOL DISTRICT COMBINED BALANCE SHEETS
ALL FUND TYPES AND ACCOUNT GROUPS
30-Jun-93

SCHOOL DISTRICT	NEBO	NO. SANPETE	NO. SUMMIT	PARK CITY	PIUTE	RICH
ASSETS						
CASH IN BANK	1,883,763	1,006,756	130,118	10,663,187	617,984	1,058,795
INVESTMENTS	9,803,227	1,528,222	553,572			
RECEIVABLES	1,422,154	611,418	12,579	275,640	71,215	78,545
INVENTORIES	1,764,996	15,515	5,549	14,893		6,974
PREPAID EXPENSES	36,000	521,874		42,279	1,716	
OTHER CURRENT ASSETS		64,349				
FIXED ASSETS	70,753,329	18,068,150	11,926,107	28,998,530	3,966,155	7,556,911
PROVIDED FOR DEBT SERVICE AND OTHER	19,702,218	3,197,351	2,175,000	16,125,000	849,126	2,646,094
TOTAL ASSETS	105,365,687	24,949,286	14,867,274	56,119,529	5,506,196	11,347,319
LIABILITIES						
NEGATIVE BANK BALANCE	1,519,655	1,133,948				1,664
PAYABLES	1,266,654	456,263	405,688	1,162,284	87,422	212,016
DEFERRED REVENUES	1,751,471	49,485	41,678	96,998	2,697	100,831
OTHER CURRENT LIABILITIES	373,372			136,874	34,316	
LONG-TERM LIABILITIES		3,448,923	2,239,349	16,125,000	849,126	2,646,094
TOTAL LIABILITIES	4,911,152	5,088,619	2,686,715	17,521,156	973,561	2,960,605
FUND EQUITY						
CONTRIBUTED CAPITAL						
INVESTMENT IN FIXED ASSETS	70,553,719	18,068,150	11,926,107	28,998,530	3,966,155	7,556,911
RETAINED EARNINGS	(422,482)	25,550	202	99,919	1,421	
FUND BALANCES	18,990,938					
RESERVED FOR OTHER				257,605		
RESERVED FOR ENCUMBRANCES				49,053		
RESERVED FOR INVENTORIES				9,780		
UNDISTRIBUTED RESERVE	1,457,155	994,014	70,111	430,000	4,789	131,176
DESIGNATED FOR CERTAIN PURPOSES	9,875,205	772,953	48,574	2,253,486	560,270	698,627
UNAPPROPRIATED						
TOTAL FUND EQUITY	100,454,535	19,860,667	12,180,559	38,598,373	4,532,635	8,386,714
TOTAL LIABILITIES AND FUND EQUITY	105,365,687	24,949,286	14,867,274	56,119,529	5,506,196	11,347,319
DETAIL OF FUND BALANCES UNAPPROPRIATED						
GENERAL (M & O) FUND	161,600	176,486	(38,243)	1,619,306	536,999	142,029
SPECIAL REVENUE FUNDS			1	168,037	12,045	1,068
DEBT SERVICE FUNDS	50,736	184,135		380,179	453	16,859
CAPITAL PROJECTS FUNDS	9,662,869	412,332	86,816	81,026	10,773	531,260
PROPRIETARY FUNDS						7,411
FIDUCIARY FUNDS				4,938		
TOTAL AVAILABLE	9,875,205	772,953	48,574	2,253,486	560,270	698,627



UTAH STATE OFFICE OF EDUCATION
SCHOOL DISTRICT COMBINED BALANCE SHEETS
ALL FUND TYPES AND ACCOUNT GROUPS
30-Jun-93

SCHOOL DISTRICT	SAN JUAN	SEVIER	SO. SANPETE	SO. SUMMIT	TINTIC	TOOELE
ASSETS						
CASH IN BANK	1,380,408	2,166,554	732,091	178,280	1,840,283	827,674
INVESTMENTS	409,742	597,240	1,904,192	3,078,428		11,171,677
RECEIVABLES	1,436,667	1,384,646	49,391	120,392	88,371	1,254,531
INVENTORIES	21,076	101,722	145,105		3,186	156,800
PREPAID EXPENSES	233,707		40,000		9,891	
OTHER CURRENT ASSETS	47,452,710	36,012,455	22,356,381	19,998,541	5,831,961	47,257,693
FIXED ASSETS	3,735,929	8,721,676	2,704,589	5,245,000	231,754	13,438,143
PROVIDED FOR DEBT SERVICE AND OTHER						
TOTAL ASSETS	54,670,239	48,984,293	27,931,749	28,620,641	8,005,446	74,106,518
LIABILITIES						
NEGATIVE BANK BALANCE	7,164	85,234	50,441	7,866		
PAYABLES	2,149,521	2,168,325	1,365,503	508,417	181,260	3,653,743
DEFERRED REVENUES	117,835	625,258			155,861	881,894
OTHER CURRENT LIABILITIES					50,731	189,873
LONG-TERM LIABILITIES	3,748,873	9,318,916	2,704,589	5,245,000	231,754	13,368,963
TOTAL LIABILITIES	6,023,393	12,197,733	4,120,533	5,761,283	619,606	18,094,473
FUND EQUITY						
CONTRIBUTED CAPITAL	271,980					
INVESTMENT IN FIXED ASSETS	45,913,893	36,012,455	22,356,381	19,998,541	5,831,961	47,202,279
RETAINED EARNINGS	2,034,333	34,568	(6,837)	3,413		
FUND BALANCES						
RESERVED FOR OTHER	22,569		265,000			534,239
RESERVED FOR ENCUMBRANCES						
RESERVED FOR INVENTORIES						
RESERVED FOR INVENTORIES						
UNDISTRIBUTED RESERVE	313,852	482,821	250,000	2,496,674	3,186	
DESIGNATED FOR CERTAIN PURPOSES						
UNAPPROPRIATED	90,219	128,283	846,672	216,478	1,500,693	8,275,527
TOTAL FUND EQUITY	48,646,846	36,786,560	23,811,216	22,859,358	7,385,840	56,012,045
TOTAL LIABILITIES AND FUND EQUITY	54,670,239	48,984,293	27,931,749	28,620,641	8,005,446	74,106,518
DETAIL OF FUND BALANCES UNAPPROPRIATED						
GENERAL (M & O) FUND	6	86,801	423,919	33,845	521,937	
SPECIAL REVENUE FUNDS		2,599	(17,751)		26,738	
DEBT SERVICE FUNDS	12,944		59	131,602		
CAPITAL PROJECTS FUNDS	77,269	38,883	440,445	51,031	942,963	
PROPRIETARY FUNDS					9,156	
FIDUCIARY FUNDS						
TOTAL AVAILABLE	90,219	128,283	846,672	216,478	1,500,693	

UTAH STATE OFFICE OF EDUCATION
SCHOOL DISTRICT COMBINED BALANCE SHEETS
ALL FUND TYPES AND ACCOUNT GROUPS

30-Jun-93

SCHOOL DISTRICT	UNITAH	WASATCH	WASHINGTON	WAYNE	WEBER	SALT LAKE
ASSETS						
CASH IN BANK	723,962	1,001,510	561,106	736,381	6,836,241	985,643
INVESTMENTS	2,727,053	1,005,584	14,352,815	62,207	46,760,799	47,450,304
RECEIVABLES	1,069,286	59,078	1,838,688	134,762	1,374,989	8,607,794
INVENTORIES	163,470	29,083	61,822		527,289	1,530,440
PREPAID EXPENSES	12,876		935,862		31,019	631,544
OTHER CURRENT ASSETS						
FIXED ASSETS	51,518,443	14,614,291	95,346,947	6,207,829	126,979,033	194,312,053
PROVIDED FOR DEBT SERVICE AND OTHER	3,440,000	3,474,435	43,982,692	837,345	56,629,092	6,088,758
TOTAL ASSETS	59,655,090	20,183,981	157,079,932	7,998,524	239,138,462	259,606,536
LIABILITIES						
NEGATIVE BANK BALANCE	73,958		99,821		1,012	
PAYABLES	1,692,504	894,705	6,735,180	445,319	17,554,288	22,970,010
DEFERRED REVENUES	1,551,917	264,142	2,929,784	5,368	4,854,268	14,123,129
OTHER CURRENT LIABILITIES	45,568	94,435		87,364	3,806,888	681,725
LONG-TERM LIABILITIES	3,440,000	3,380,000	43,982,692	837,345	52,776,588	6,591,234
TOTAL LIABILITIES	6,803,947	4,633,282	53,747,477	1,375,396	78,993,044	44,366,098
FUND EQUITY						
CONTRIBUTED CAPITAL						1,100,882
INVESTMENT IN FIXED ASSETS	51,518,443	14,614,291	95,346,947	6,207,829	126,979,033	192,969,043
RETAINED EARNINGS	(34,718)	25,683	201,628	(11,184)	1,149,902	1,028,718
FUND BALANCES						
RESERVED FOR OTHER		97,067			25,077,054	3,089,030
RESERVED FOR ENCUMBRANCES		19,709			373,398	1,546,467
RESERVED FOR INVENTORIES	123,078	250,220		100,000	2,430,660	996,744
UNDISTRIBUTED RESERVE	204,313	400,000	10,976,651		1,750,248	3,500,000
DESIGNATED FOR CERTAIN PURPOSES	1,040,027	143,729	(3,192,771)	326,483	2,385,123	11,009,554
UNAPPROPRIATED						
TOTAL FUND EQUITY	52,851,143	15,550,699	103,332,455	6,623,128	160,145,418	215,240,438
TOTAL LIABILITIES AND FUND EQUITY	59,655,090	20,183,981	157,079,932	7,998,524	239,138,462	259,606,536
DETAIL OF FUND BALANCES UNAPPROPRIATED						
GENERAL (M & O) FUND	683,727	142,285	1,577,693	241,702	1,110,111	1,900,090
SPECIAL REVENUE FUNDS	173,728	1,444	537	3,184		(921,309)
DEBT SERVICE FUNDS			446,536	71,344	767,360	
CAPITAL PROJECTS FUNDS	182,572		(5,256,509)	10,253	507,652	9,170,427
PROPRIETARY FUNDS						
FIDUCIARY FUNDS			98,972			260,346
TOTAL AVAILABLE	1,040,027	143,729	(3,192,771)	326,483	2,385,123	11,009,554

UTAH STATE OFFICE OF EDUCATION
SCHOOL DISTRICT COMBINED BALANCE SHEETS
ALL FUND TYPES AND ACCOUNT GROUPS
30-Jun-93

SCHOOL DISTRICT	OGDEN	PROVO	LOGAN	MURRAY	STATEWIDE
ASSETS					
CASH IN BANK	2,926,320	10,654,017	5,704,222	113,755	196,262,907
INVESTMENTS	12,201,340	2,186,379		11,232,122	344,069,024
RECEIVABLES	1,702,770	4,078,638	570,946	489,523	79,497,147
INVENTORIES		473,254	65,643	85,196	21,393,504
PREPAID EXPENSES		21,304		17,560	3,006,390
OTHER CURRENT ASSETS					1,735,677
FIXED ASSETS	51,808,430	69,996,666	31,878,819	37,127,108	2,329,965,977
PROVIDED FOR DEBT SERVICE AND OTHER	20,320,374	24,439,796	10,377,278	2,991,716	688,688,644
TOTAL ASSETS	88,959,234	111,850,054	48,596,908	52,056,980	3,664,618,670
LIABILITIES					
NEGATIVE BANK BALANCE	585,276	161,053		230,190	6,855,907
PAYABLES	4,916,352	1,787,444	798,897	3,084,916	181,296,759
DEFERRED REVENUES	2,364,121	3,782,705	1,112,793	1,790,004	76,853,766
OTHER CURRENT LIABILITIES			1,629,636	449,570	25,412,440
LONG-TERM LIABILITIES	20,320,374	25,885,742	10,250,000	4,366,393	668,907,967
TOTAL LIABILITIES	28,186,123	31,616,944	13,791,326	9,921,073	959,326,839
FUND EQUITY					
CONTRIBUTED CAPITAL					3,626,989
INVESTMENT IN FIXED ASSETS	51,788,862	69,996,666	31,878,819	37,127,108	2,327,576,613
RETAINED EARNINGS	516,765	283,691		1,196,549	17,342,828
FUND BALANCES					
RESERVED FOR OTHER	1,192,955	341,801		13,378	22,400,209
RESERVED FOR ENCUMBRANCES			36,595	645,866	37,750,504
RESERVED FOR INVENTORIES			350,000	39,495	5,208,729
UNDISTRIBUTED RESERVE	4,741,592	1,082,673	70,000	200,000	24,621,925
DESIGNATED FOR CERTAIN PURPOSES	2,532,937	8,528,079	2,470,168	1,048,667	87,036,360
UNAPPROPRIATED	60,773,111	80,233,110	34,805,582	1,864,844	179,717,674
TOTAL FUND EQUITY	88,959,234	111,850,054	48,596,908	52,056,980	3,664,618,670
TOTAL LIABILITIES AND FUND EQUITY					
DETAIL OF FUND BALANCES UNAPPROPRIATED					
GENERAL (M & O) FUND	754,370	206,670	931,643	553,027	27,635,110
SPECIAL REVENUE FUNDS	(80,264)	43,365	60,784	(1)	1,332,710
DEBT SERVICE FUNDS	3,090	108,647	235,184		5,273,078
CAPITAL PROJECTS FUNDS	1,676,410	8,169,397	1,151,784	1,064,759	143,577,627
PROPRIETARY FUNDS			90,773	154,733	250,259
FIDUCIARY FUNDS	179,331			92,326	1,648,891
TOTAL AVAILABLE	2,532,937	8,528,079	2,470,168	1,864,844	179,717,674

UTAH STATE OFFICE OF EDUCATION
 F4 STATEWIDE BALANCE SHEET
 MAINTENANCE & OPERATION FUND 10
 1992 - 1993

	ASSETS							8190 Other Current Assets	
	8110 Cash In Hand	8120 Investments	8131 Local	8133 State	8134 Federal	8135 Due from Other Funds	8140 Inventories		8150 Prepaid Expenditures
ALPINE		15,396,381	738,741	619,111	3,009,902	375,126			
BEAVER	346	551,945	16,395	37,281		24,635	238,752		
BOX ELDER	1,083,576	4,600,000	46,275	671,930	599,757	10,856			
CACHE	110,565	2,233,155	181,549	241,643	671,658	3,771	230,697	1,280	
CARBON	198,622	2,111,710	99,949	538,196			453,680		
DAGGETT		179,571	13,370	900	38,341		2,400		
DAVIS	1,204,346	3,251,445	1,390,694	957,356	1,933,608	8,851,393		33,589	
DUCHESNE	368,745	1,154,417	391,197	112,472	305,035	160,112			
EMERY	870,284		126,479		441,314	32,429			
GARFIELD	901,562		64,711		120,699	4,397			
GRAND	91,201	890,753	63,086	136,351	127,078		28,580		
GRANITE	2,073,926	35,617,960	2,118,975	209,711	4,824,652		2,228,300	506,382	
IRON		4,089,585	311,782	37,998	461,553		191,452	5,000	
JORDAN	23,034,422		591,573	423,771	2,785,826		1,689,573	24,071	
JUAB	933,392		8,212	20,577	159,025				
KANE		680,043	153,879	2,658	138,554				
MILLARD	1,351,807	1,369,565	229,573	95,006	261,238				
MORGAN	108,347	1,045,079	11,882		48,393				
NEBO	519,443	564,015	190,678	32,030	478,141		783,706	36,000	
NO. SANPETE	798,826		149,076	13,544	159,892				
NO. SUMMIT	2,261,681	-1,767,811			12,579			1,057	
PARK CITY	2,995,458		83,504	88,445	36,471	64,454			
PIUTE	565,737								
RICH	396,048				63,877				
SAN JUAN	548,923		202,017	424,634	195,687	332,234			22,569
SEVIER	1,546,935		272,703	432,408	258,125	93,771	128,287	40,000	
SO. SANPETE	628,365	1,269,461		2,775	86,541				
SO. SUMMIT	141,828	538,135	14,673	3,219	42,263		200	9,891	
TINTIC	718,235		10,500	16,469					
TOOELE	672,901	2,603,661	312,885	513,113		75,471			
UINTAH	134,515	2,727,053	44,103	758,644	165,516		52,860	7,631	
WASATCH	229,435	1,005,584	37,907				5,200		
WASHINGTON		7,150,873	712,015	481,956				599,217	
WAYNE	644,148			4,197	73,832	32,422			
WEBER	1,012,660	17,167,869	102,278	134,689	975,326		191,131	27,309	
SALT LAKE	669,501	30,644,047	2,570,367	166,527	1,763,388	462,574	996,744	80,085	
OGDEN		7,787,698	223,087	128,403	1,018,443				
PROVO	949,924	1,085,325	584,208	155,802	1,595,197		145,505	10,287	
LOGAN	1,881,626		269,007	237,964					
MURRAY	200	6,176,434	48,927	54,278	94,094				
TOTALS	49,647,530	150,123,955	12,386,257	7,804,058	22,946,005	10,523,645	7,367,067	1,381,799	22,569



UTAH STATE OFFICE OF EDUCATION
 F4 STATEWIDE BALANCE SHEET
 MAINTENANCE & OPERATION FUND 10
 1992 - 1993

	8280					8420		9505		9510		9530	
	Buildings	Equipment	Accumulated Depreciation	8290 Other Fixed Assets	Am't to be Provided for Debt	8430 Other Debits	TOTAL ASSETS	Cash Balance	Payable	Accounts Payable	Liabilities	Accrued Liabilities	
ALPINE							20,139,261			578,882		659,638	
BEAVER							869,354			101,433			
BOX ELDER							7,012,394			141,476			
CACHE							3,673,039		1,394,124				
CARBON							3,403,437		481,716			357,630	
DAGGETT							234,582	46,737	25,604				
DAVIS							17,588,842		310,873				
DUCHESNE							2,365,455		412,880				
EMERY							1,598,189		431,847				
GARFIELD							1,119,401		506,235				
GRAND							1,341,446		41,046				
GRANITE							47,579,906		1,043,364				
IRON							5,092,370	859,706					
JORDAN							28,530,165	773,292	2,850,081			1,174,970	
JUAB							1,145,277		68,769				
KANE							975,134		347,435				
MILLARD							3,307,189		1,204,909				
MORGAN							1,213,701		550,502				
NEBO							2,654,013						
NO. SANPETE							1,121,338						
NO. SUMMIT							506,449		450,651			5,612	
PARK CITY							3,204,935	324,916	109,926			86,089	
PIUTE							630,191		15,190				
RICH							459,925		87,422				
SAN JUAN							1,726,064		17,125				
SEVIER							2,603,942		1,322,076				
SO. SANPETE							2,068,888		514,178				
SO. SUMMIT							784,396		181,725				
TINTIC							797,558		144,647				
TOOELE							4,178,031		25,753			1,029,346	
UINTAH							3,890,322		103,584				
WASATCH							1,278,126		285,771				
WASHINGTON							8,944,061		30,043			700,598	
WAYNE							754,599	99,821	1,214,026				
WEBER							19,696,953		236,433				
SALT LAKE							37,353,233		4,119,319			4,249,295	
OGDEN							9,157,631	369,494	722,930			2,253,797	
PROVO							4,526,248		111,075				
LOGAN							2,388,597		311,719				
MURRAY							6,373,933	182,541	914,307				
TOTALS							262,288,575	2,656,507	21,720,752			10,516,975	



UTAH STATE OFFICE OF EDUCATION
F4 STATEWIDE BALANCE SHEET
MAINTENANCE & OPERATION FUND 10
1992 - 1993

	FUND EQUITY						9840 Reserved - Other		
	9540 Accrued Salaries and Withholdings	9550 Due to Other Funds	9560 Deferred Revenue	9590 Other Current Liabilities	9800 Long-Term Liabilities	TOTAL LIABILITIES		9810 Contributed Capital	9820 Investment in Gen Fixed
ALPINE						12,794,721			
BEAVER	7,231,324	676	4,324,201			437,069			
BOX ELDER	335,636			214,057		4,943,973			
CACHE	2,822,775	317,001	1,448,664			1,394,124			
CARBON						3,119,975			
DAGGETT	1,317,124	223,192	740,313			162,312			
DAVIS	89,971					14,674,218			
DUCHESNE	14,049,251		113,160	200,934		1,155,048			
EMERY	734,168			8,000		1,442,141			
GARFIELD	1,010,294					714,516			
GRAND	208,281					584,760			
GRANITE	441,684					37,294,491			
IRON	19,262,443					2,026,516			
JORDAN	1,166,810					18,947,854			5,000
JUAB	12,886,061					899,468			
KANE	530,628					585,244			-48,000
MILLARD	237,809					2,681,291			
MORGAN	1,099,887					642,280			
NEBO	998,931					2,358,713			133,700
NO. SANPETE						781,179			
NO. SUMMIT	179,346					411,490			100,000
PARK CITY	1,010,304					1,049,266			
PIUTE						88,403			
RICH	170,808					245,713			
SAN JUAN						1,418,587			
SEVIER	1,089,892					2,084,953			22,569
SO. SANPETE	1,048,244					1,229,969			
SO. SUMMIT	315,228					459,875			
TINTIC	92,459					225,521			
TOOELE	1,462,468					3,082,518			
UINTAH	1,165,461					3,008,324			
WASATCH						730,641			
WASHINGTON	4,264,490					7,348,208			
WAYNE	176,464					412,897			
WEBER	6,745,251					14,453,155			
SALT LAKE	13,702,022	1,800,964	10,070,474	40,075		30,545,685			166,273
OGDEN	1,936,277					7,026,508			
PROVO	614,358	603,976	2,450,387			3,980,440			
LOGAN						1,036,954			
MURRAY	1,857,521	173,900	1,353,716			4,481,985			13,378
TOTALS	100,253,670	3,164,827	45,703,387	6,944,867		190,960,985			392,920

UTAH STATE OFFICE OF EDUCATION
 F4 STATEWIDE BALANCE SHEET
 MAINTENANCE & OPERATION FUND 10
 1992 - 1993

	9841 Reserved for Encumbrances	9842 Reserved for Inventories	9843 Undistributed Reserve	9851-8 Designations of Fund	9859 Unappropriated Fund Balance	TOTAL FUND EQUITY	TOTAL LIABILITIES & FUND EQUITY
ALPINE				1,919,132	867,267	7,344,540	20,139,261
BEAVER	1,667	238,752	4,556,474	193,533	432,285	869,354	869,354
BOX ELDER		230,697	820,000	431,360	2,068,421	7,012,394	7,012,394
CACHE			500,000	883,511	664,707	2,278,915	3,673,039
CARBON				283,462	283,462	3,403,437	3,403,437
DAGGETT		2,400		155,195	72,270	234,582	234,582
DAVIS	119,320			1,996,145	799,159	2,914,624	17,588,842
DUCHESNE	225,016		134,316	851,075	1,210,407	2,365,455	2,365,455
EMERY				156,048	156,048	1,598,189	1,598,189
GARFIELD				404,885	404,885	1,119,401	1,119,401
GRAND			28,580	531,974	756,686	1,341,446	1,341,446
GRANITE	500,661		5,000,000	196,132	4,278,372	10,285,415	47,579,906
IRON	138,120	191,452	500,000	451,608	1,784,674	3,065,854	5,092,370
JORDAN		1,689,573	1,250,000	2,034,688	4,603,050	9,582,311	28,530,165
JUAB			200,000	31,003	14,806	245,809	1,145,277
KANE				48,000	389,890	975,134	975,134
MILLARD	1,525		150,000	105,433	368,940	625,898	3,307,189
MORGAN			85,000	182,414	571,421	1,213,701	1,213,701
NEBO				304,007	295,300	2,654,013	2,654,013
NO. SANPETE			70,112	163,673	176,486	340,159	1,121,338
NO. SUMMIT			430,000	63,090	-38,243	94,959	506,449
PARK CITY	6,363			1,619,306	2,155,669	3,204,935	3,204,935
PIUTE				4,789	541,788	630,191	630,191
RICH				72,183	142,029	214,212	459,925
SAN JUAN			284,908			307,477	1,726,064
SEVIER			425,000	7,188	86,801	518,989	2,603,942
SO. SANPETE	65,000		250,000	100,000	423,919	838,919	2,068,888
SO. SUMMIT			160,000	130,676	33,845	324,521	784,396
TINTIC		200	50,000		521,837	572,037	797,558
TOOELE	38,047			1,057,466	1,095,513	4,178,031	4,178,031
UINTAH		52,860		145,411	683,727	881,998	3,890,322
WASATCH		5,200		400,000	142,285	547,485	1,278,126
WASHINGTON				18,160	1,577,693	1,595,853	8,944,061
WAYNE			100,000		241,702	341,702	754,599
WEBER	502,402	191,131	2,382,387	1,057,767	1,110,111	5,243,798	19,696,953
SALT LAKE	244,441	996,744	3,500,000		1,900,090	6,807,548	37,353,233
OGDEN	59,227			1,317,527	754,370	2,131,123	9,157,631
PROVO		145,505		193,633	206,670	545,808	4,526,248
LOGAN			350,000	70,000	931,643	1,351,643	2,388,597
MURRAY	169,788		200,000	955,755	553,027	1,891,948	6,373,933
TOTALS	2,071,577	3,744,514	21,426,777	16,056,690	27,635,113	71,327,590	262,288,575



UTAH STATE OFFICE OF EDUCATION
 F4 STATEWIDE BALANCE SHEET
 SPECIAL TRANSPORT. FUND 21
 1992 - 1993

	ASSETS							8190 Other Current Assets	8210 Land
	8110 Cash in Banks and On Hand	8120 Investments	8131 Local	8133 State	8134 Federal	8135 Due from Other Funds	8140 Inventories		
ALPINE									
BEAVER			2,498						
BOX ELDER	6,426		4,277						
CACHE			4,285						
CARBON	29,651								
DAGGETT			44,278						
DAVIS									
DUCHESNE			1,061						
EMERY	37,068		2,768						
GARFIELD	14,916								
GRAND			24,392						
GRANITE	110,351		10,624						
IRON			7,727						
JORDAN			873						
JUAB	32,578		5,068						
KANE									
MILLARD									
MORGAN									
NEBO			83,284						
NO. SANPETE			5,926						
NO. SUMMIT	376								
PARK CITY	67,822		5,926				1,083		
PIUTE									
RICH									
SAN JUAN			8,064						
SEVIER									
SO. SANPETE									
SO. SUMMIT									
TINTIC			286						
TOOELE	18								
UINTAH	137,527								
WASATCH									
WASHINGTON									
WAYNE	7,805								
WEBER			493						
SALT LAKE			463						
OGDEN									
PROVO									
LOGAN									
MURRAY									
TOTALS	444,538		212,293				1,083		

UTAH STATE OFFICE OF EDUCATION
 F4 STATEWIDE BALANCE SHEET
 SPECIAL TRANSPORT. FUND 21
 1992 - 1993

	LIABILITIES									
	8220 Buildings	8250 Equipment	8280 Accumulated Depreciation	8290 Other Fixed Assets	8420 Amt To be Provided for Debt	8430 Other Debits	TOTAL ASSETS	9505 Negative Cash Balance	9510 Accounts Payable	9530 Accrued Liabilities
ALPINE							8,924			
BEAVER							4,277			
BOX ELDER							33,936	546	3,731	
CACHE										
CARBON										
DAGGETT							44,278			
DAVIS										
DUCHESNE										
EMERY							38,129			
GARFIELD							17,684			
GRAND										
GRANITE							134,743			
IRON							10,624	10,103		
JORDAN							7,727	7,727		
JUAB							33,451		1,052	
KANE							5,068			
MILLARD										
MORGAN							83,284	83,284		
NEBO							5,926	5,926		
NO. SANPETE							376			
NO. SUMMIT							74,831		3,756	
PARK CITY										
PIUTE										
RICH										
SAN JUAN							8,064	5,468	93	
SEVIER										
SO. SANPETE										
SO. SUMMIT							304			
TINTIC										
TOOELE							137,527		875	
UINTAH										
WASATCH										
WASHINGTON										
WAYNE							7,805			
WEBER							493	493		
SALT LAKE										
OGDEN										
PROVO										
LOGAN							463			
MURRAY										
TOTALS							657,914	246,252	9,507	

UTAH STATE OFFICE OF EDUCATION
 F4 STATEWIDE BALANCE SHEET
 SPECIAL TRANSPORT. FUND 21
 1992 - 1993

	FUND EQUITY									
	9540 Accrued Salaries and Withholdings	9550 Due to Other Funds	9560 Deferred Revenue	9590 Other Current Liabilities	9600 Long-Term Liabilities	TOTAL LIABILITIES	9810 Contributed Capital	9820 Investment in Gen Fkcd	9830 Retained Earnings	9840 Reserved - Other
ALPINE										
BEAVER										
BOX ELDER	225		7,087			7,312				
CACHE						4,277				
CARBON										
DAGGETT										
DAVIS		44,278				44,278				
DUCHESNE										
EMERY										
GARFIELD										
GRAND						118,513				
GRANITE			118,513			10,624				
JORDAN	521					7,727				
IRON						1,741				
JUAB			689			338				
KANE				338						
MILLARD										
MORGAN										
NEBO						83,284				
NO. SANPETE						5,926				
NO. SUMMIT										
PARK CITY	4,852					8,608				
PIUTE										
RICH										
SAN JUAN						5,561				
SEVIER										
SO. SANPETE										
SO. SUMMIT										
TINTIC										
TOOELE								875		
UINTAH										
WASATCH										
WASHINGTON										
WAYNE										
WEBER									493	
SALT LAKE										
OGDEN										
PROVO										
LOGAN										
MURRAY										
TOTALS	5,598	44,278	126,289	338		432,262				

160

161

UTAH STATE OFFICE OF EDUCATION
 F4 STATEWIDE BALANCE SHEET
 SPECIAL TRANSPORT. FUND 21
 1992 - 1993

	9841 Reserved for Encumbrances	9842 Reserved for Inventories	9843 Undistributed Reserve	9851-8 Designations of Fund	9859 Unappropriated Fund Balance	TOTAL FUND EQUITY	TOTAL LIABILITIES & FUND EQUITY
ALPINE							
BEAVER							
BOX ELDER							
CACHE					1,612	1,612	8,924
CARBON					33,936	33,936	4,277
DAGGETT							33,936
DAVIS							
DUCHESNE							44,278
EMERY					38,129	38,129	38,129
GARFIELD					17,684	17,684	17,684
GRAND							
GRANITE					16,230	16,230	134,743
IRON							10,624
JORDAN							7,727
JUAB					31,710	31,710	33,451
KANE					4,730	4,730	5,068
MILLARD							
MORGAN							
NEBO							83,284
NO. SANPETE							5,926
NO. SUMMIT					377	376	376
PARK CITY	2,589				63,634	66,223	74,831
PIUTE							
RICH							
SAN JUAN					2,504	2,504	8,064
SEVIER							
SO. SANPETE							
SO. SUMMIT							
TINTIC					304	304	304
TOOELE							
UINTAH							
WASATCH					136,652	136,652	137,527
WASHINGTON							
WAYNE					7,805	7,805	7,805
WEBER							493
SALT LAKE							
OGDEN		1,425			-133,667	-132,243	463
PROVO							
LOGAN							
MURRAY							
TOTALS	4,014		-1		221,639	225,654	657,914

UTAH STATE OFFICE OF EDUCATION
 F4 STATEWIDE BALANCE SHEET
 TORT LIABILITY FUND 22
 1992 - 1993

ASSETS	8110 Cash in Banks and On Hand	8120 Investments	8131 Local	8133 State	8134 Federal	8135 Due from Other Funds	8140 Inventories	8150 Prepaid Expenditures	8190 Other Current Assets
ALPINE									
BEAVER	6,404								
BOX ELDER	51,477		1,288						
CACHE									
CARBON			21,140						
DAGGETT									
DAVIS									
DUCHESNE	15,983		217						
EMERY									
GARFIELD									
GRAND									
GRANITE									
IRON	53,402		5,312						
JORDAN	285		6,192						
JUAB									
KANE			1,060						
MILLARD									
MORGAN									
NEBO									
NO. SANPETE									
NO. SUMMIT									
PARK CITY	26,426								
PIUTE									
RICH	1,068								
SAN JUAN									
SEVIER									
SO. SANPETE									
SO. SUMMIT									
TINTIC									
TOOELE									
UINTAH	31,389								
WASATCH									
WASHINGTON									
WAYNE									
WEBER	14,310								
SALT LAKE									
OGDEN	52,682								
PROVO									
LOGAN									
MURRAY									
TOTALS	253,426		41,944						

165

164



UTAH STATE OFFICE OF EDUCATION
 F4 STATEWIDE BALANCE SHEET
 TORT LIABILITY FUND 22
 1992 - 1993

LIABILITIES

	8220 Buildings	8250 Equipment	8260 Accumulated Depreciation	8290 Other Fixed Assets	8420 Amt to be Provided for Debt	8430 Other Debits	TOTAL ASSETS	9505 Negative Cash Balance	9510 Accounts Payable	9530 Accrued Liabilities
ALPINE										
BEAVER							6,404			
BOX ELDER							52,765			
CACHE							21,140			
CARBON							16,200			
DAGGETT							58,714	6,192	285	
DAVIS							6,477			
DUCHESNE							1,060			
EMERY										
GARFIELD										
GRAND							557	557		
GRANITE							2,963	2,963		
IRON							26,579			
JORDAN							1,068			
JUAB							2,460	1,696		
KANE										
MILLARD										
MORGAN										
NEBO										
NO. SANPETE										
NO. SUMMIT										
PARK CITY										
PIUTE										
RICH										
SAN JUAN										
SEVIER										
SO. SANPETE										
SO. SUMMIT										
TINTIC										
TOOELE							31,389			
UINTAH										
WASATCH										
WASHINGTON										
WAYNE							14,664		14,664	
WEBER										
SALT LAKE										
OGDEN							52,930			
PROVO										
LOGAN										
MURRAY										
TOTALS							295,370	11,408	14,949	

UTAH STATE OFFICE OF EDUCATION
 F4 STATEWIDE BALANCE SHEET
 TORT LIABILITY FUND 22
 1992 - 1993

	FUND EQUITY									
	9840 Accrued Salaries and Withholdings	9550 Due to Other Funds	9560 Deferred Revenue	9590 Other Current Liabilities	9800 Long-Term Liabilities	TOTAL LIABILITIES	9810 Contributed Capital	9820 Investment Gen Fixed	9830 Retained Earnings	9840 Reserved - Other
ALPINE										
BEAVER										
BOX ELDER										
CACHE			5,197			5,197				
CARBON										
DAGGETT										
DAVIS		21,140				21,140				
DUCHESNE										
EMERY										
GARFIELD										
GRAND										
GRANITE										
IRON										
JORDAN										
JUAB										
KANE				413		413				
MILLARD										
MORGAN										
NEBO										
NO. SANPETE										
NO. SUMMIT										
PARK CITY										
PIUTE										
RICH										
SAN JUAN										
SEVIER										
SO. SANPETE										
SO. SUMMIT										
TINTIC										
TOOELE										
UINTAH										
WASATCH										
WASHINGTON										
WAYNE										
WEBER										
SALT LAKE										
OGDEN										
PROVO										
LOGAN										
MURRAY										
TOTALS		21,140	5,197	413		53,107				

189

166



UTAH STATE OFFICE OF EDUCATION
F4 STATEWIDE BALANCE SHEET
TORT LIABILITY FUND 22
 1992 - 1993

	9821 Reserved for Encumbrances	9822 Reserved for Inventories	9823 Undistributed Reserve	9851-8 Designations of Fund	9859 Unappropriated Fund Balance	TOTAL FUND EQUITY	TOTAL LIABILITIES & FUND EQUITY
ALPINE							
BEAVER							
BOX ELDER					1,207	1,207	6,404
CACHE							
CARBON					52,765	52,765	52,765
DAGGETT							
DAVIS							21,140
DUCHESNE					16,200	16,200	16,200
EMERY							
GARFIELD							
GRAND							
GRANITE							
IRON					58,714	58,714	58,714
JORDAN							6,477
JUAB							
KANE					647	647	1,060
MILLARD							
MORGAN							
NEBO							557
NO. SANPETE							2,963
NO. SUMMIT							
PARK CITY					26,579	26,579	26,579
PIUTE							
RICH					1,068	1,068	1,068
SAN JUAN					764	764	2,460
SEVIER							
SO. SANPETE							
SO. SUMMIT							
TINTIC							
TOOELE							
UINTAH					31,389	31,389	31,389
WASATCH							
WASHINGTON							
WAYNE							
WEBER							14,664
SALT LAKE							
OGDEN					52,930	52,930	52,930
PROVO							
LOGAN							
MURRAY							
TOTALS					242,263	242,263	295,370

UTAH STATE OFFICE OF EDUCATION
 F4 STATEWIDE BALANCE SHEET
 NON K-12 PROGRAMS FUND 23
 1992 - 1993

	ASSETS							8190 Other Current Assets	8210 Land
	8110 Cash in Banks and On Hand	8120 Investments	8131 Local	8133 State	8134 Federal	8135 Due from Other Funds	8140 Inventories		
ALPINE			161,804		134,492				
BEAVER	91,871	318,880							
BOX ELDER	61,804								
CACHE				52,878	23,785	8,085			
CARBON	2,107				83,156				
DAGGETT		5,505		18,557	566,684				
DAVIS		235,481	18,604		41,064				
DUCHESNE			15,313						
EMERY					8,766				
GARFIELD	8,862								
GRAND	17,426		110	30,794	503,351				
GRANITE	2,521		4,325		8,710				
IRON			12	61,427	297,531				
JORDAN					14,937				
JUAB	20,553		75						
KANE	35,063								
MILLARD	9,585				493				
MORGAN	35,884				39,111				
NEBO	69,991		431,708						
NO. SANPETE									
NO. SUMMIT									
PARK CITY									
PIUTE	12,045								
RICH	28,057								
SAN JUAN					45,918				
SEVIER	28,523		11,356	567	2,859				
SO. SANPETE	32,091								
SO. SUMMIT	6,813		3,192		10,043				
TINTIC	57,000				11,720				
TOOELE			17,526						
UINTAH			8,850	80,489					
WASATCH				16,949					
WASHINGTON	21,758		17,379				14,937		
WAYNE									
WEBER									
SALT LAKE	53,737								
OGDEN	99,695		74,790	11,941	41,039				
PROVO	93,570			3,472	82,397				
LOGAN									
MURRAY	9,592		1,785		6,299			191,460	
TOTALS	798,548	559,866	766,829	277,074	1,937,292	199,545			

UTAH STATE OFFICE OF EDUCATION
 F4 STATEWIDE BALANCE SHEET
 NON K-12 PROGRAMS FUND 23
 1992 - 1993

	LIABILITIES									
	8220 Buildings	8250 Equipment	8260 Accumulated Depreciation	8290 Other Fixed Assets	8420 Amount to be Provided for Debt	8430 Other Debts	TOTAL ASSETS	9505 Negative Cash Balance	9510 Accounts Payable	9530 Accrued Liabilities
ALPINE							615,176		3,731	
BEAVER							91,871			
BOX ELDER							93,674		1,395	
CACHE							83,156	71,540	17,872	4,867
CARBON							54,985			
DAGGETT							5,505			
DAVIS							603,845	3,514	5,112	
DUCHESNE							291,858			
EMERY							17,628			
GARFIELD							48,330		173	
GRAND							510,197		6,905	
GRANITE							70,149			
IRON							297,531	50,329	31,050	
JORDAN							35,565	43,212	2,924	
JUAB							35,063			
KANE							9,585		6,683	
MILLARD							36,377			
MORGAN							470,819	442,473		
NEBO							69,991			
NO. SANPETE										
NO. SUMMIT										
PARK CITY										
PIUTE										
RICH							12,045			
SAN JUAN							28,057			
SEVIER							45,918		3,851	
SO. SANPETE							43,305		20,571	
SO. SUMMIT							32,091		36,448	
TINTIC							20,048		1,199	
TOOELE							68,720			
UINTAH							98,015			9,230
WASATCH							25,799	19,471	6,328	
WASHINGTON							39,137			
WAYNE							14,937			
WEBER										
SALT LAKE							94,776		285	3
OGDEN							268,823		48,773	
PROVO							97,042		1,336	
LOGAN							209,136		5,821	
MURRAY										
TOTALS							4,539,154	630,539	200,455	14,100

UTAH STATE OFFICE OF EDUCATION
 F4 STATEWIDE BALANCE SHEET
 NON K-12 PROGRAMS FUND 23
 1992 - 1993

	FUND EQUITY					
	9540 Accrued Salaries and Withholdings	9550 Due to Other Funds	9560 Deferred Revenue	9590 Other Current Liabilities	9800 Long-Term Liabilities	TOTAL LIABILITIES
ALPINE			481,790			485,521
BEAVER	18,855					20,250
BOX ELDER	3,379	40,000	6,739			89,411
CACHE						54,985
CARBON						530,468
DAGGETT		525,356				3,514
DAVIS						20,290
DUCHESNE						510,197
EMERY						63,926
GARFIELD	11,641	4,397	4,079			183,980
GRAND		450,602	52,690			35,565
GRANITE	13,597		109,718			369
IRON			32,641			8,828
JORDAN						13,393
JUAB						470,819
KANE				369		29,650
MILLARD	2,145					56,333
MORGAN						40,706
NEBO						49,842
NO. SANPETE						6,472
NO. SUMMIT						48,552
PARK CITY						93,359
PIUTE						25,799
RICH						38,600
SAN JUAN		52,482				19,558
SEVIER	11,916		8,219			205,729
SO. SANPETE	13,394					8,545
SO. SUMMIT	5,273					182,634
TINTIC			48,552			36,258
TOOELE	48,157	7,115	28,857			110,283
UINTAH						
WASATCH						
WASHINGTON		19,558	38,600			
WAYNE						
WEBER		205,729				
SALT LAKE			8,257			
OGDEN			133,861			
PROVO			34,922			
LOGAN			82,541			
MURRAY	21,921					
TOTALS	150,278	1,305,239	1,142,855	369		3,443,835

177

176

UTAH STATE OFFICE OF EDUCATION
 F4 STATEWIDE BALANCE SHEET
 NON K-12 PROGRAMS FUND 23
 1992 - 1993

	9841 Reserved for Encumbrances	9842 Reserved for Inventories	9843 Undistributed Reserve	9851-B Designations of Fund	9859 Unappropriated Fund Balance	TOTAL FUND EQUITY	TOTAL LIABILITIES & FUND EQUITY
ALPINE					129,655	129,655	615,176
BEAVER					91,871	91,871	91,871
BOX ELDER				17,030	56,394	73,424	93,674
CACHE				-6,255		-6,255	83,156
CARBON					5,505	5,505	54,985
DAGGETT				73,377		73,377	5,505
DAVIS				61,590	226,754	288,344	603,845
DUCHESNE							291,858
EMERY							17,628
GARFIELD					17,628	17,628	48,330
GRAND					28,040	28,040	510,197
GRANITE							70,149
IRON	6,045			113,551	179	113,551	297,531
JORDAN							35,565
JUAB							35,063
KANE					34,694	34,694	9,585
MILLARD					757	757	36,377
MORGAN				22,984		22,984	470,819
NEBO							69,991
NO. SANPETE				40,341		40,341	
NO. SUMMIT							
PARK CITY							
PIUTE							
RICH				28,057	12,045	12,045	12,045
SAN JUAN							28,057
SEVIER					-10,415	-10,415	45,918
SO. SANPETE					2,599	2,599	43,305
SO. SUMMIT					-17,751	-17,751	32,091
TINTIC				13,576		13,576	20,048
TOOELE					20,168	20,168	68,720
UINTAH	1,848			2,808		4,656	98,015
WASATCH							25,799
WASHINGTON					537	537	39,137
WAYNE					-4,621	-4,621	14,937
WEBER							
SALT LAKE							
OGDEN	28,315			57,917	-205,729	-205,729	94,776
PROVO				42,824		86,231	268,823
LOGAN					43,365	86,189	97,042
MURRAY	5,942			92,912	60,784	60,784	97,042
TOTALS	42,150		560,711	492,458	1,095,319	1,095,319	4,539,154

UTAH STATE OFFICE OF EDUCATION
 F4 STATEWIDE BALANCE SHEET
 RECREATION FUND 24
 1992 - 1993

	ASSETS						8190 Other Current Assets		
	8110 Cash in Banks and on Hand	8120 Investments	8131 Local	8133 State	8134 Federal	8135 Due from Other Funds		8140 Inventories	8150 Prepaid Expenditures
ALPINE			4,572						
BEAVER	44,104								
BOX ELDER	116,731								
CACHE	3,005		1,864						
CARBON									
DAGGETT			42,278						
DAVIS				477					
DUCHESNE									
EMERY	18,814		4,997						
GARFIELD	16,702		2,768						
GRAND									
GRANITE	260,832		61,273						
IRON	43,694		139,451						
JORDAN	143,830		13,170						
JUAB	6,038		58						
KANE									
MILLARD									
MORGAN									
NEBO			1,054						
NO. SANPETE									
NO. SUMMIT	-376								
PARK CITY	81,873				952				
PIUTE									
RICH									
SAN JUAN									
SEVIER	218								
SO. SANPETE									
SO. SUMMIT									
TINTIC	5,980		285						
TOOELE									
UINTAH	20,919								
WASATCH	685		759						
WASHINGTON									
WAYNE									
WEBER									
SALT LAKE			734						
OGDEN			256,376						
PROVO			694						
LOGAN									
MURRAY				109,630					
WEBER									85,408
TOTALS	763,049	93,980	538,793	110,107	494,355	70,000			85,408

UTAH STATE OFFICE OF EDUCATION
 F4 STATEWIDE BALANCE SHEET
 RECREATION FUND 24
 1992 - 1993

LIABILITIES										
	8220	8250	8260	8290	8420	8430	9505	9510	9530	
	Buildings	Equipment	Accumulated Depreciation	Other Fixed Assets	AMT to be Provided for Debt	Other Debits	Cash Balance	Accounts Payable	Accrued Liabilities	
ALPINE								3,425		
BEAVER								596		
BOX ELDER								8,480		
CACHE										
CARBON								16,932	545	
DAGGETT										
DAVIS										
DUCHESNE										
EMERY										
GARFIELD									42	
GRAND										
GRANITE								12,300		
IRON										
JORDAN							13,170	3,551		
JUAB								69		
KANE										
MILLARD										
MORGAN										
NEBO							1,054			
NC SANPETE										
NO. SUMMIT							-376			
PARK CITY							84,350		6,526	
PIUTE										
RICH										
SAN JUAN							7,153			
SEVIER										
SO. SANPETE										
SO. SUMMIT										
TINTIC							6,265			
TOOELE										
UINTAH								15,232		
WASATCH										
WASHINGTON										
WAYNE										
WEBER										
SALT LAKE								215		
OGDEN								83,045		
PROVO										
LOGAN										
MURRAY										
TOTALS							2,155,692	14,964	143,887	7,071

UTAH STATE OFFICE OF EDUCATION
F4 STATEWIDE BALANCE SHEET
RECREATION FUND 24
1992 - 1993

	FUND EQUITY						9840 Reserved - Other
	9540 Accrued Salaries and Withholdings	9550 Due to Other Funds	9550 Deferred Revenue	9590 Other Current Liabilities	9810 Contributed Capital	9820 Investment in Gen Fixed	
ALPINE			95,127		98,552		
BEAVER					596		
BOX ELDER	29,762		35,909		74,151		
CACHE							
CARBON		10,000			27,477		
DAGGETT							
DAVIS		42,278			42,278		
DUCHESNE							
EMERY					42		
GARFIELD							
GRAND			293,624		305,924		
GRANITE					7,458		
IRON	7,458				16,721		
JORDAN					705		
JUAB			636				
KANE							
MILLARD							
MORGAN					1,054		
NEBO							
NO. SANPETE							
NO. SUMMIT							
PARK CITY					6,526		
PIUTE							
RICH							
SAN JUAN							
SEVIER							
SO. SANPETE							
SO. SUMMIT							
TINTIC							
TOOELE					15,232		
UINTAH							
WASATCH							
WASHINGTON							
WAYNE							
WEBER					734		
SALT LAKE		79,226	795,985		958,256		85,408
OGDEN					221		
PROVO							
LOGAN							
MURRAY							
TOTALS	37,220	131,504	1,221,281		1,555,927		85,408

UTAH STATE OFFICE OF EDUCATION
F4 STATEWIDE BALANCE SHEET
RECREATION FUND 24
1992 - 1993

	9841 Reserved for Encumbrances	9842 Reserved for Inventories	9843 Undistributed Reserve	9851-8 Designations of Fund	9859 Unappropriated Fund Balance	TOTAL FUND EQUITY	TOTAL LIABILITIES & FUND EQUITY
ALPINE							98,552
BEAVER					43,985	43,985	44,581
BOX ELDER					42,580	42,580	116,731
CACHE							
CARBON					47,392	47,392	74,869
DAGGETT							
DAVIS							42,278
DUCHESNE							
EMERY			5		23,811	23,811	23,811
GARFIELD					19,428	19,428	19,470
GRAND							
GRANITE	16,181				16,181	16,181	322,105
IRON	36,596			68,500	70,591	175,687	183,145
JORDAN					140,279	140,279	157,000
JUAB					5,391	5,391	6,096
KANE							
MILLARD							
MORGAN							1,054
NEBO							
NO. SANPETE					-376	-376	-376
NO. SUMMIT					77,824	77,824	84,350
PARK CITY							
PIUTE							
RICH							
SAN JUAN					7,153	7,153	7,153
SEVIER							
SO. SANPETE							
SO. SUMMIT							
TINTIC					6,265	6,265	6,265
TOOELE							
UINTAH					5,687	5,687	20,919
WASATCH					1,444	1,444	1,444
WASHINGTON							
WAYNE							
WEBER							734
SALT LAKE	16,733				-13,439	-13,439	944,817
OGDEN					473	473	694
PROVO							
LOGAN							
MURRAY							
TOTALS	69,510		5	68,500	376,342	599,765	2,155,692

UTAH STATE OFFICE OF EDUCATION
F4 STATEWIDE BALANCE SHEET
DEBT SERVICE FUND 31
1992 - 1993

	ASSETS							8190 Other Current Assets	
	8110 Cash in Banks and On Hand	8120 Investments	8131 Local	8133 State	8134 Federal	8135 Due from Other Funds	8140 Inventories		8150 Prepaid Expenditures
ALPINE			361,247						
BEAVER				3,494					
BOX ELDER	122,942								
CACHE	54,965	1,247,606	44,998						
CARBON		89,874							
DAGGETT			682,796						
DAVIS									
DUCHESNE									
EMERY	13,396		51,257						
GARFIELD									
GRAND	65,410	3,701,300	571,406						
GRANITE	257,458		12,418						
IRON	1,112,504		146,901						
JORDAN	16,324		1,639						
JUAB			76,322						
KANE									
MILLARD	596,788								
MORGAN	15,727	18,768						55,000	
NEBO	351,879								
NO. SANPETE									
NO. SUMMIT									
PARK CITY	359,741		20,438						
PIUTE	453								
RICH	16,859								
SAN JUAN									
SEVIER	87,130		41,693						
SO. SANPETE	59		95,155						
SO. SUMMIT		131,602							
TINTIC									
TOOELE		36,812	161,230						
UINTAH								5,245	
WASATCH	88,287		8,780						
WASHINGTON	446,536								
WAYNE	71,344								
WEBER		767,360							
SALT LAKE									
OGDEN	564,298		3,602						
PROVO	379,700		192,905						
LOGAN									
MURRAY									
TOTALS	4,621,801	7,411,450	2,588,506	3,494				582,119	

UTAH STATE OFFICE OF EDUCATION
 F4 STATEWIDE BALANCE SHEET
 DEBT SERVICE FUND 31
 1992 - 1993

	LIABILITIES								
	8220 Buildings	8250 Equipment	8260 Accumulated Depreciation	8290 Other Fixed Assets	8430 Other Debits	TOTAL ASSETS	9505 Cash Balance	9510 Accounts Payable	9530 Accrued Liabilities
ALPINE						1,779,375			
BEAVER						3,494			
BOX ELDER						122,942			
CACHE						1,292,604			400
CARBON						54,965			
DAGGETT						89,874			
DAVIS						682,796			
DUCHESNE									
EMERY						64,653			
GARFIELD						4,338,116			
GRAND						269,876			
GRANITE						1,259,405	146,901		
IRON						17,963			
JORDAN						76,322			
JUAB						596,788			65,558
KANE						89,495			25,000
MILLARD						361,980			
MORGAN						627,492	443,357		
NEBO									
NO. SANPETE									
NO. SUMMIT									
PARK CITY						380,179			
PIUTE						453			
RICH						16,859			
SAN JUAN						41,693			
SEVIER						182,285			
SO. SANPETE						59			
SO. SUMMIT						131,602			
TINTIC									
TOOELE						198,042			
UINTAH						5,245	5,245		
WASATCH						97,067			
WASHINGTON						446,536			
WAYNE						71,344			
WEBER						767,360			
SALT LAKE									
OGDEN						3,602		511	
PROVO						757,203			
LOGAN						379,700			
MURRAY									
TOTALS						15,207,369	596,014	90,958	

UTAH STATE OFFICE OF EDUCATION
F4 STATEWIDE BALANCE SHEET
DEBT SERVICE FUND 31
1992 - 1993

FUND EQUITY

	9540 Accrued Salaries and Withholdings	9550 Due to Other Funds	9560 Deferred Revenue	9590 Other Current Liabilities	9800 Long-Term Liabilities	TOTAL LIABILITIES	9810 Contributed Capital	9820 Investment in Gen Fixed	9830 Retained Earnings	9840 Reserved - Other
ALPINE						1,364,291				
BEAVER		24,635	115,946			24,635				
BOX ELDER						115,946				
CACHE						400				
CARBON										
DAGGETT		371,628				371,628				
DAVIS										
DUCHESNE										
EMERY										
GARFIELD										
GRAND										
GRANITE		2,300,000	1,985,342			4,285,342				
IRON										
JORDAN										
JUAB										
KANE			17,963			146,901				
MILLARD						17,963				
MORGAN						65,558				
NEBO						64,792				
NO. SANPETE						34,785				
NO. SUMMIT						311,244				
PARK CITY						443,357				
PIUTE										
RICH										
SAN JUAN		28,749				28,749				
SEVIER						79,914				
SO. SANPETE										
SO. SUMMIT										
TINTIC										
TOOELE										
UINTAH										
WASATCH										
WASHINGTON										
WAYNE										
WEBER										
SALT LAKE										
OGDEN										
PROVO										
LOGAN										
MURRAY										
TOTALS		2,725,012	4,903,578			8,315,563				



UTAH STATE OFFICE OF EDUCATION
F4 STATEWIDE BALANCE SHEET
DEBT SERVICE FUND 31
1992 - 1993

	9821 Reserved for Encumbrances	9822 Reserved for Inventories	9843 Undistributed Reserve	9851-3 Designations of Fund	9859 Unappropriated Fund Balance	TOTAL FUND EQUITY	LIABILITIES & FUND EQUITY	TOTAL
ALPINE					415,084	415,084	1,779,375	
BEAVER					-21,141	-21,141	3,494	
BOX ELDER					6,996	6,996	122,942	
CACHE				1,292,604		1,292,604	1,292,604	
CARBON				89,874	54,565	54,565	54,965	
DAGGETT					89,874	89,874	89,874	
DAVIS				311,168		311,168	682,796	
DUCHESNE								
EMERY					64,653	64,653	64,653	
GARFIELD								
GRAND					52,774	52,774	4,338,116	
GRANITE					269,876	269,876	269,876	
IRON					1,112,504	1,112,504	1,259,405	
JORDAN							17,963	
JUAB					10,764	10,764	76,322	
KANE					531,996	531,996	596,788	
MILLARD					54,710	54,710	89,495	
MORGAN					50,736	50,736	361,980	
NEBO					184,135	184,135	627,492	
NO. SANPETE								
NO. SUMMIT					380,179	380,179	380,179	
PARK CITY					453	453	453	
PIUTE					16,859	16,859	16,859	
RICH					12,944	12,944	41,693	
SAN JUAN							182,285	
SEVIER				102,371	59	102,371	59	
SO. SANPETE					131,602	131,602	131,602	
SO. SUMMIT								
TINTIC								
TOOELE							198,042	
UINTAH				36,812		36,812	5,245	
WASATCH							97,067	
WASHINGTON	97,067				446,536	446,536	446,536	
WAYNE					71,344	71,344	71,344	
WEBER					767,360	767,360	767,360	
SALT LAKE								
OGDEN					3,090	3,090	3,602	
PROVO					108,647	108,647	757,203	
LOGAN					235,184	235,184	379,700	
MURRAY								
TOTALS	97,067			1,521,661	5,273,078	6,891,806	15,207,369	

UTAH STATE OFFICE OF EDUCATION
F4 STATEWIDE BALANCE SHEET
CAPITAL PROJECTS FUND 32
1992 - 1993

	ASSETS							8190 Other Current Assets		
	8110 Cash in Banks and On Hand	8120 Investments	8131 Local	8133 State	8134 Federal	8135 Due from Other Funds	8140 Inventories		8150 Prepaid Expenditures	8210 Land
ALPINE				23,922						
BEAVER	64,646	19,842,048	6,565							
BOX ELDER	200,559	7,875,839	2,032	307,024				1,895		
CACHE		500,000		8,128						
CARBON	998,356	18,627,516	217,490							
DAGGETT			66,772							
DAVIS		5,934	8,786							
DUCHESNE		1,136,794	419,424	2,389,440			154,059	9,527		
EMERY		3,631,829	263,211							
GARFIELD	502,973		30,634							
GRAND	21,612	313,392	17,386	6,595						
GRANITE	5,354	4,707,740	2,779		41,724				385,970	
IRON	233,635	4,800,000	251,207		45,308					
JORDAN	79,688,240		124,155	494,065						
JUAB		1,451,433	167,844	22					61,358	
KANE	1,460,601		4,305							
MILLARD	11,302,496		48,447							
MORGAN	81,429		2,812	239						
NEBO	400,266			76,706	74,035		408,427	60,892		
NO. SANPETE	-2,045,023	9,239,212	31,455							
NO. SUMMIT	6,834,668	1,402,777	79,635	3,986						
PARK CITY		2,131,839	22,070	5,790				38,769		
PIUTE										
RICH	163,885		12,537							
SAN JUAN	72,271		109,581	1,226						
SEVIER	71,576		14,069	1,918						
SO. SANPETE		634,731	1,992							
SO. SUMMIT		58,833								
TINTIC	999,652		6,359							
TOOELE		8,465,549	66,682	242						
UINTAH	231,131		58,902							
WASATCH	273,759		5,561							
WASHINGTON	228	7,175,000	533,875					336,645		
WAYNE	7,927			2,326						
WEBER		28,825,570	55,295							
SALT LAKE		9,231,897	679,407	45,248				306,580		
OGDEN	2,563,086	4,007,314	11,715							
PROVO	8,833,616		180,704					11,017		
LOGAN	1,767,583		37,944							
MURRAY		1,898,645	46,393							
TOTALS	114,739,509	135,963,892	3,588,055	3,356,877	161,067	3,929,941	562,486	765,325	447,328	

UTAH STATE OFFICE OF EDUCATION
 F4 STATEWIDE BALANCE SHEET
 CAPITAL PROJECTS FUND 32
 1992 - 1993

	8220 Buildings	8250 Equipment	8260 Accumulated Depreciation	8290 Other Fixed Assets	8420 Amt to be Provided for Debt	8430 Other Debits	TOTAL ASSETS	9505 Negative Cash Balance	9510 Accounts Payable	9530 Accrued Liabilities
ALPINE							19,879,202		2,606,429	
BEAVER							7,942,517		96,000	
BOX ELDER							1,020,462		300,697	
CACHE							18,853,134		258,332	125
CARBON							1,320,224		235,283	
DAGGETT							14,720	2,470	9,200	
DAVIS							3,945,658		56,546	
DUCHESNE							4,058,626	145,025	1,715,271	
EMERY							30,634		360	
GARFIELD							520,359		1,013	
GRAND							344,378		45,242	
GRANITE							9,049,189		662,344	36,573
IRON							5,203,098			
JORDAN							80,411,507	167,844	478,814	
JUAB							1,455,760	381,325	122,467	
KANE							1,509,048		5,764	
MILLARD							11,305,546		877,964	
MORGAN							142,321		732	
NEBO							10,153,395		267,723	
NO. SANPETE							1,559,118	356,786		
NO. SUMMIT							86,816		105,769	
PARK CITY							6,899,493			
PIUTE							10,773			
RICH							176,452		24,083	
SAN JUAN							110,807		2,747	
SEVIER							88,258		18,160	
SO. SANPETE							708,299		67,854	
SO. SUMMIT							58,833	7,616	186	
TINTIC							1,006,011		63,048	
TOOELE							8,532,473		731,656	
UINTAH							290,033		48,559	
WASATCH							279,320		29,100	
WASHINGTON							8,045,748		1,222,453	
WAYNE							10,253			
WEBER							28,880,865		1,973,078	
SALT LAKE							10,263,132		863,168	
OGDEN							6,582,115		471,557	
PROVO							9,025,337		147,492	
LOGAN							1,805,527		436,770	37,944
MURRAY							1,945,038	47,649	51,507	
TOTALS							263,524,480	1,108,715	13,997,468	74,642

UTAH STATE OFFICE OF EDUCATION
 F4 STATEWIDE BALANCE SHEET
 CAPITAL PROJECTS FUND 32
 1992 - 1993

	9841 Received for Encumbrances	9842 Received for Inventories	9843 Undistributed Reserve	9851-8 Designations of Fund	9859 Unappropriated Fund Balance	TOTAL FUND EQUITY	TOTAL LIABILITIES & FUND EQUITY
ALPINE				7,959,446	8,812,737	17,258,608	19,879,202
BEAVER			486,425		7,846,517	7,846,517	7,942,517
BOX ELDER				80,015	495,214	575,229	1,020,462
CACHE				18,594,803		18,594,802	18,853,134
CARBON					1,084,816	1,084,816	1,320,224
DAGGETT				25,475	-22,425	3,050	14,720
DAVIS	192,429			1,002,830		1,195,259	3,945,658
DUCHESNE	882,515	154,059			1,161,756	2,198,330	4,058,626
EMERY					4,510	4,510	30,634
GARFIELD					489,004	489,004	520,359
GRAND	91				231,742	231,833	344,378
GRANITE	540,817			5,158,704	955,380	6,654,901	9,049,189
IRON	166,336			4,595,078	440,538	5,201,952	5,203,098
JORDAN	5,239,595				74,525,254	79,764,849	80,411,507
JUAB					945,883	945,883	1,455,760
KANE					1,503,284	1,503,284	1,509,048
MILLARD	10,977				10,388,689	10,399,666	11,305,546
MORGAN				18,376	90,972	109,350	142,321
NEBO				790,000	5,662,869	9,662,869	10,153,395
NO. SANPETE					412,332	1,202,332	1,559,118
NO. SUMMIT					86,816	86,816	86,816
PARK CITY	40,101			6,500,000	81,026	6,778,732	6,899,493
PIUTE					10,773	10,773	10,773
RICH				30,936	78,382	109,318	176,452
SAN JUAN					77,269	77,269	110,807
SEVER				18,874	38,883	57,757	88,258
SO. SANPETE					440,445	640,445	708,299
SO. SUMMIT	200,000				51,031	51,031	58,833
TINTIC					942,963	942,963	1,006,011
TOOELE	494,344			7,101,686		7,596,030	8,532,473
UINTAH			250,220	58,902	182,572	241,474	290,033
WASATCH				10,958,491		250,220	279,320
WASHINGTON					-5,256,509	5,701,982	8,045,748
WAYNE					10,253	10,253	10,253
WEBER	24,571,416			692,481	507,652	25,771,549	28,880,865
SALT LAKE	547,608				5,613,398	6,467,586	10,263,132
OGDEN	1,068,000			3,366,146	1,676,410	6,110,558	6,582,115
PROVO				290,000	8,169,397	8,459,397	9,025,337
LOGAN					1,151,784	1,151,784	1,805,527
MURRAY	470,136				1,064,759	1,534,895	1,945,038
TOTALS	34,424,365	154,059	736,645	67,242,247	133,956,376	236,977,877	263,524,480

203

202

UTAH STATE OFFICE OF EDUCATION
 F4 STATEWIDE BALANCE SHEET
 BUILDING RESERVE FUND 40
 1992 - 1993

- 108 -

ASSETS	8110 Cash in Banks and On Hand	8120 Investments	8131 Local	8133 State	8134 Federal	8135 Due from Other Funds	8140 Inventories	8150 Prepaid Expenditures	8190 Other Current Assets	8210 Land
ALPINE										
BEAVER										
BOX ELDER										
CACHE										
CARBON		136,445								
DAGGETT										
DAVIS										
DUCHESNE										
EMERY										
GARFIELD										
GRAND	341	731,229	228							
GRANITE										
IRON										
JORDAN										
JUAB										
KANE										
MILLARD										
MORGAN		5,007,370								
NEBO										
NO. SANPETE										
NO. SUMMIT	-117,069	189,544								
PARK CITY										
PIUTE										
RICH	452,878									
SAN JUAN										
SEVIER										
SO. SANPETE										
SO. SUMMIT		2,336,674								
TINTIC										
TOOELE										
UINTAH										
WASATCH										
WASHINGTON										
WAYNE										
WEBER										
SALT LAKE		7,574,360						24,546		
OGDEN										
PROVO		714,949								
LOGAN										
MURRAY										
TOTALS	336,150	16,690,571	228					24,546		

204

205

UTAH STATE OFFICE OF EDUCATION
 F4 STATEWIDE BALANCE SHEET
 BUILDING RESERVE FUND 40
 1992 - 1993

	LIABILITIES								
	8220 Buildings	8250 Equipment	8280 Accumulated Depreciation	8290 Other Fixed Assets	8430 Other Debits	TOTAL ASSETS	9505 Negative Cash Balance	9510 Accounts Payable	9530 Accrued Liabilities
ALPINE									
BEAVER									
BOX ELDER									
CACHE									
CARBON						136,445			
DAGGETT									
DAVIS									
DUCHESNE									
EMERY									
GARFIELD									
GRAND									
GRANITE						731,798			
IRON									
JORDAN									
JUAB									
KANE									
MILLARD									
MORGAN									
NEBO									
NO. SANPETE						5,007,370	107,821		
NO. SUMMIT						72,475			
PARK CITY									
PIUTE									
RICH						452,878			
SAN JUAN									
SEVIER									
SO. SANPETE									
SO. SUMMIT						2,336,674			
TINTIC									
TOOELE									
UINTAH									
WASATCH									
WASHINGTON									
WAYNE									
WEBER									
SALT LAKE						7,598,906		779,149	
OGDFN									
PROVJ						714,949	145,051	13,682	
LOGAN									
MURRAY									
TOTALS						17,061,495	252,872	792,831	

UTAH STATE OFFICE OF EDUCATION
F4 STATEWIDE BALANCE SHEET
BUILDING RESERVE FUND 40
1992 - 1993

	FUND EQUITY						9840 Reserved - Other			
	9540 Accrued Salaries and Withholdings	9550 Due to Other Funds	9560 Deferred Revenue	9590 Other Current Liabilities	9600 Long-Term Liabilities	TOTAL LIABILITIES		9810 Contributed Capital	9820 Investment in: Gen Fixed	9830 Retained Earnings
ALPINE										
BEAVER										
BOX ELDER										
CACHE										
CARBON										
DAGGETT										
DAVIS										
DUCHESNE										
EMERY										
GARFIELD										
GRAND										
GRANITE										
IRON										
JORDAN										
JUAB										
KANE										
MILLARD										
MORGAN										
NEBO										
NO. SANPETE										
NO. SUMMIT										
PARK CITY										
PIUTE										
RICH										
SAN JUAN										
SEVIER										
SO. SANPETE										
SO. SUMMIT										
TINTIC										
TOOELE										
UINTAH										
WASATCH										
WASHINGTON										
WAYNE										
WEBER										
SALT LAKE										
OGDEN										
PROVO										
LOGAN										
MURRAY										
TOTALS						1,045,703			15,473	2,526,729

15,473

107,821

779,149

158,733

2,526,729

UTAH STATE OFFICE OF EDUCATION
 F4 STATEWIDE BALANCE SHEET
 BUILDING RESERVE FUND 40
 1992 - 1993

	9821 Reserved for Encumbrances	9842 Reserved for Inventories	9843 Undistributed Reserve	9851-8 Designations of Fund	9859 Unappropriated Fund Balance	TOTAL FUND EQUITY	TOTAL LIABILITIES & FUND EQUITY
ALPINE							
BEAVER							
BOX ELDER							
CACHE							
CARBON				140,972	-20,000	136,445	136,445
DAGGETT							
DAVIS							
DUCHESNE							
EMERY							
GARFIELD							
GRAND				731,798		731,798	731,798
GRANITE							
IRON							
JORDAN							
JUAB							
KANE							
MILLARD							
MORGAN							
NEBO					4,899,548	4,899,548	5,007,370
NO. SANPETE							
NO. SUMMIT				72,475		72,475	72,475
PARK CITY							
PIUTE							
RICH							
SAN JUAN							
SEVIER							
SO. SANPETE							
SO. SUMMIT							
TINTIC			2,336,674			2,336,674	2,336,674
TOOELE							
UINTAH							
WASATCH							
WASHINGTON							
WAYNE							
WEBER							
SALT LAKE	735,999				3,557,029	6,819,757	7,598,906
OGDEN							
PROVO				556,216		556,216	714,949
LOGAN							
MURRAY							
TOTALS	735,999		2,336,674	769,663	9,621,253	16,005,791	17,051,495

UTAH STATE OFFICE OF EDUCATION
 F4 STATEWIDE BALANCE SHEET
 FOOD SERVICES FUND 51
 1992 - 1993

-112-

	ASSETS						8190 Other			
	8110 Cash in Banks and On Hand	8120 Investments	8131 Local	8133 State	8134 Federal	8135 Due from Other Funds	8140 Inventories	8150 Prepaid Expenditures	Current Assets	8210 Land
ALPINE				51,861	31,011		354,844			
BEAVER	19,137									
BOX ELDER	288,219		31,991	47,220	31,769		55,792			
CACHE				22,550	41,215	18,096	197,708			
CARBON	116,779						133,889			
DAGGETT			2,829				2,349			
DAVIS			11,227	218,853	115,291		78,006	2,877		
DUCHESNE	36,236	151,081	4,530	8,652	40,679		92,916			
EMERY				2,226	2,819					
GARFIELD							6,170			
GRAND	2,442	31,464	28	447,072			1,011,605			
GRANITE	2,093,622		56,914	14,963			54,742			
IRON			179	246,692	129,266		365,188			547,626
JORDAN	328,828		640	5,337	39,281		16,100			
JUAB	37,957			2,933			5,483			
KANE	68,146			11,221			85,875	3,953		
MILLARD	44,311						18,682			
MORGAN	10,381						572,863			
NEBO							15,515			
NO. SANPETE	9,159	2,653	18,058		2,800		5,549			
NO. SUMMIT	202						14,893		1,370	
PARK CITY	102,266		6,050	3,320					1,716	
PIUTE	450			971						
RICH			594	1,507			6,974			
SAN JUAN				6,948	32,387		21,076			
SEVIER			90,828	17,245	49,235		101,722			
SO. SANPETE				44,624			16,818			
SO. SUMMIT	12,034			1,965	759					
TINTIC	8,667			489			2,986			
TOOELE				26,893			156,800			
UINTAH				16,314			110,610			
WASATCH	45,940			56,123						
WASHINGTON	80,554			1,680						
WAYNE	1,429,615			47,768		5,368	336,158		3,710	
WEBER	2,136		2,219	70,758	55,833		317,846		130,885	
SALT LAKE			35,188	151,097	151,097	894,017				
OGDEN		406,328	8,942	25,434	152,005					
PROVO			1,634	17,257	70,910					
LOGAN	206,484			22,259						
MURRAY	76,636	133,423	225	8,452	26,987					
	8,711									
TOTALS	5,028,912	2,728,168	315,495	1,458,399	973,344	917,481	4,723,452	144,511		547,626





UTAH STATE OFFICE OF EDUCATION
 F4 STATEWIDE BALANCE SHEET
 FOOD SERVICES FUND 51
 1992 - 1993

	LIABILITIES									
	8220 Buildings	8250 Equipment	Acc. Depreciation	8290 Other Fixed Assets	8420 Amt to be Provided for Debt	8430 Other Debits	TOTAL ASSETS	9505 Negative Cash Balance	9510 Accounts Payable	9530 Accrued Liabilities
ALPINE							2,440,935		15,826	
BEAVER							19,137		5,148	
BOX ELDER							375,780		10,957	
CACHE		581,599	-273,616				626,117	38,193	66,935	
CARBON							291,314		15,602	12,186
DAGGETT							5,178	8,441		
DAVIS			-1,398,687	2,392,154			1,338,838		45,123	
DUCHESNE		24,552					305,934		20,389	
EMERY							142,407			
GARFIELD							5,045		139	
GRAND							40,104		94	
GRANITE							3,609,213		37,730	
IRON		121,516					191,400	14,535		
JORDAN							1,617,600		219,843	
JUAB							99,315		31,023	
KANE							76,562		1,392	
MILLARD		154,130					299,490		28,174	
MORGAN							29,063			
NEBO		674,237	-474,627				772,473	992,287		
NO. SANPETE							45,385			
NO. SUMMIT							5,751			
PARK CITY							130,699		1,370	
PIUTE							3,137			
RICH							9,075	1,664		
SAN JUAN							60,411		7,931	
SEVIER							259,030	85,234	28,768	
SO. SANPETE							61,442	50,441	17,838	
SO. SUMMIT							14,758		2,496	
TINTIC							12,142			
TOOELE		52,826					236,519	49,242	1,797	36,757
UINTAH							126,932			
WASATCH							75,894			
WASHINGTON							235,839		34,211	
WAYNE							7,048			
WEBER							1,875,303		176,554	
SALT LAKE		3,094,827	-2,555,475				2,141,279		111,024	15,832
OGDEN							592,709	19,278	25,943	2
PROVO							624,034		12,139	
LOGAN							164,538		8,122	
MURRAY							262,994		11,561	100
TOTALS		4,703,687	-4,702,405	2,392,154			19,230,824	1,259,315	938,129	64,877

UTAH STATE OFFICE OF EDUCATION
 F4 STATEWIDE BALANCE SHEET
 FOOD SERVICES FUND 51
 1992 - 1993

	FUND EQUITY									
	9540 Accrued Salaries and Withholdings	9550 Due to Other Funds	9560 Deferred Revenue	9590 Other Current Liabilities	9600 Long-Term Liabilities	TOTAL LIABILITIES	9810 Contributed Capital	9820 Investment in Gen Fixed	9830 Retained Earnings	9840 Reserved - Other
ALPINE			354,844			370,670			2,070,265	
BEAVER						5,148			13,989	
BOX ELDER	58,960					69,917			250,071	
CACHE						105,129		307,983	15,297	
CARBON		70,000				97,788			193,526	
DAGGETT						8,441			-5,612	
DAVIS		522,473	195,813	20,161		783,570	435,279		119,989	
DUCHESNE	36,236		47,800			56,625			161,038	
EMERY		134,348	2,819			182,148			-84,857	
GARFIELD	6,993					16,859				
GRAND		1,248				7,087			26,846	
GRANITE	31,193					38,978			2,954,701	
IRON						45,728		121,516	-36,800	
JORDAN			547,626			767,469			484,943	
JUAB			12,874			43,897			55,418	
KANE						1,392			75,170	69,689
MILLARD	7,167		44,030			79,370	71,468		148,652	
MORGAN			6,290			6,290			22,773	
NEBO				202,668		1,194,955			-422,482	
NO. SANPETE			19,835			19,835			25,550	
NO. SUMMIT			5,549			5,549			202	
PARK CITY	14,517		5,113			21,000			99,919	
PIUTE			1,716			1,716			1,421	
RICH						1,664				
SAN JUAN		31,404	21,076			60,411			34,568	
SEVIER	8,738		43,901			166,641			-6,837	
SO. SANPETE						68,279			3,413	
SO. SUMMIT	8,849					11,345				
TINTIC										
TOOELE	91,094	65,156				193,007			-34,718	
UINTAH				40,393		91,432			25,683	
WASATCH		26,328	9,374			35,702			201,628	
WASHINGTON						34,211			-11,184	
WAYNE		12,864	5,368			18,232			1,149,902	
WEBER	207,295		156,049			539,898			904,070	
SALT LAKE			324,292			451,148	786,061		517,290	
OGDEN		255	131,453			143,847			283,891	
PROVO			29,048			45,223				
LOGAN			45,701			37,170				
MURRAY	11,404					68,766				
TOTALS	482,446	877,977	2,010,571	263,222		5,896,537	1,292,808	429,499	9,237,725	69,689

UTAH STATE OFFICE OF EDUCATION
 F4 STATEWIDE BALANCE SHEET
 FOOD SERVICES FUND 51
 1992 - 1993

	9841 Reserved	9842 Reserved	9843	9851-8	9859	TOTAL
	for	for	Undistributed	Designations	Unappropriated	LIABILITIES &
	Encumbrances	Inventories	Reserve	of Fund	Fund Balance	FUND EQUITY
ALPINE						2,440,935
BEAVER						19,137
BOX ELDER			55,792			375,780
CACHE		197,708				626,117
CARBON						291,314
DAGGETT		2,349				5,178
DAVIS						1,338,838
DUCHESNE	10,265	78,006				305,934
EMERY		45,116				142,407
GARFIELD					-11,814	5,045
GRAND			6,171			40,104
GRANITE	243,236			372,298		3,609,213
IRON	6,214	54,742				191,400
JORDAN		365,188				1,617,600
JUAB						99,315
KANE		5,483				76,562
MILLARD						299,490
MORGAN						29,063
NEBO						772,473
NO. SANPEIE						45,385
NO. SUMMIT					202	5,751
PARK CITY		9,780				130,699
PIUTE						3,137
RICH					7,411	9,075
SAN JUAN						60,411
SEVIER						259,030
SO. SANPETE			57,821			61,442
SO. SUMMIT						14,758
TINTIC		2,986			9,156	12,142
TOOELE						236,519
UINTAH		70,218		43,512		126,932
WASATCH		14,509				75,894
WASHINGTON						235,839
WAYNE						7,048
WEBER	3,236	182,267				1,875,303
SALT LAKE						2,141,279
OGDEN	30,196					592,709
PROVO		196,296				624,034
LOGAN		36,595			90,773	164,538
MURRAY		39,495			154,733	262,994
TOTALS	293,147	1,300,738	44,612	415,810	250,259	19,230,824

UTAH STATE OFFICE OF EDUCATION
F4 STATEWIDE BALANCE SHEET
ENTERPRISE FUNDS 52-59
1992 - 1993

	ASSETS					8190 Other Current Assets	8210 Land 25,060	
	8110 Cash In Banks and On Hand	8120 Investments 188,598	8131 Local 5,625	8133 State 60,123	8134 Federal 24,474			8135 Due from Other Funds
ALPINE								
BEAVER								
BOX ELDER								
CACHE								
CARBON								
DAGGETT								
DAVIS	721,192	315,621	366,304	60,123		98,587		219,253
DUCHESNE								
EMERY								
GARFIELD								
GRAND	838		126,556			306,933		
GRANITE								
IRON								
JORDAN	221,060							
JUAB	11,950							
KANE								
MILLARD	17,536							
MORGAN	1,754							
NEBO								
NO. SANPETE								
NO. SUMMIT								
PARK CITY								
PIUTE								
RICH								
SAN JUAN	479,713		17,695					
SEVIER								
SO. SANPETE								
SO. SUMMIT								
TINTIC								
TOOELE		30,655						
UINTAH								
WASATCH								
WASHINGTON								
WAYNE								
WEBER								
SALT LAKE								
OGDEN			50,206					
PROVO								
LOGAN								
MURRAY								
TOTALS	1,454,043	534,874	566,386	60,123	24,474	579,416		244,313

UTAH STATE OFFICE OF EDUCATION
F4 STATEWIDE BALANCE SHEET
ENTERPRISE FUNDS 52-59
1992 - 1993

	LIABILITIES									
	8220 Buildings 136,404	8250 Equipment 185,037	8280 Accumulated Depreciation -164,637	8290 Other Fixed Assets 226,083	8420 Amt to be Provided for Debt	8430 Other Debits	TOTAL ASSETS 400,561	9505 Negative Cash Balance 2,473	9510 Accounts Payable 30,175	9530 Accrued Liabilities 14,315
ALPINE										
BEAVER										
BOX ELDER										
CACHE										
CARBON										
DAGGETT										
DAVIS										
DUCHESNE			-88,402			1,918,761				
EMERY										
GARFIELD										
GRAND										
GRANITE						434,327		1,379		
IRON										
JORDAN										
JUAB						394,956		30,175		
KANE						11,950				
MILLARD										
MORGAN						17,536				
NEBO						1,754				
NO. SANPETE										
NO. SUMMIT										
PARK CITY										
PIUTE										
RICH										
SAN JUAN	2,050,709									
SEVIER		38,025	-732,969	84,913		1,938,087				2
SO. SANPETE										
SO. SUMMIT										
TINTIC										
TOOELE										
UINTAH		2,588								
WASATCH						33,243				
WASHINGTON										
WAYNE										
WEBER										
SALT LAKE										
OGDEN										
PROVO										
LOGAN										
MURRAY										
TOTALS	2,187,113	225,650	-986,008	310,996		5,201,380	47,783	34,311	14,315	

UTAH STATE OFFICE OF EDUCATION
F4 STATEWIDE BALANCE SHEET
ENTERPRISE FUNDS 52-59
1992 - 1993

	FUND EQUITY									
	9540 Accrued Salaries and Withholdings	9550 Due to Other Funds	9560 Deferred Revenue	9590 Other Current Liabilities	9800 Long-Term Liabilities	TOTAL LIABILITIES	9810 Contributed Capital	9820 Investment in Gen Fixed	9830 Retained Earnings	9840 Reserved - Other
ALPINE						16,788	299,769		84,004	
BEAVER										
BOX ELDER										
CACHE										
CARBON										
DAGGETT						458,500	82,513		1,377,748	
DAVIS		423,610	2,382	32,508						
DUCHESNE										
EMERY										
GARFIELD										
GRAND						357,687			76,640	
GRANITE		356,308				30,175			364,781	11,950
IRON										
JORDAN										
JUAB										
KANE										
MILLARD										
MORGAN										
NEBO			1,754			1,754			17,536	
NO. SANPETE										
NO. SUMMIT										
PARK CITY										
PIUTE										
RICH										
SAN JUAN										
SEVIER										
SO. SANPETE										
SO. SUMMIT										
TINTIC										
TOOELE										
UINTAH										
WASATCH										
WASHINGTON										
WAYNE										
WEBER										
SALT LAKE										
OGDEN										
PROVO										
LOGAN										
MURRAY										
TOTALS	779,918		4,136	32,508		912,971	583,981		3,669,045	

UTAH STATE OFFICE OF EDUCATION
 F4 STATEWIDE BALANCE SHEET
 ENTERPRISE FUNDS 52-59
 1992 - 1993

	9841 Reserved for Encumbrances	9842 Reserved for Inventories	9843 Undistributed Reserve	9851-8 Designations of Fund	9859 Unappropriated Fund Balance	TOTAL LIABILITIES & FUND EQUITY
ALPINE					383,773	400,561
BEAVER						
BOX ELDER						
CACHE						
CARBON						
DAGGETT						
DAVIS				1,460,261		1,918,761
DUCHESNE						
EMERY						
GARFIELD						
GRAND					76,640	434,327
GRANITE						
IRON						
JORDAN					364,781	394,956
JUAB					11,950	11,950
KANE						
MILLARD					17,536	17,536
MORGAN						1,754
NEBO						
NO. SANPETE						
NO. SUMMIT						
PARK CITY						
PIUTE						
RICH						
SAN JUAN					1,938,085	1,938,087
SEVIER						
SO. SANPETE						
SO. SUMMIT						
TINTIC						
TOOELE						
UINTAH					33,243	33,243
WASATCH						
WASHINGTON						
WAYNE						
WEBER						
SALT LAKE						
OGDEN		2,141			2,141	50,206
PROVO						
LOGAN						
MURRAY						
TOTALS	2,141		33,243		4,288,410	5,201,380

UTAH STATE OFFICE OF EDUCATION
 F4 STATEWIDE BALANCE SHEET
 INTERNAL SERVICE FUNDS 60-69
 1992 - 1993

ASSETS	8110 Cash in Banks and On Hand	8120 Investments 5,851,480	8131 Local	8133 State	8134 Federal	8135 Due from Other Funds	8140 Inventories 985,221	8150 Prepaid Expenditures	8190 Other Current Assets
ALPINE									
BEAVER									
BOX ELDER									
CACHE									
CARBON									
DAGGETT									
DAVIS		304							
DUCHESNE							4,128,003		
EMERY									
GARFIELD									
GRAND									
GRANITE									
IRON									
JORDAN	5,182,105		625,856						
JUAB									
KANE									
MILLARD									
MORGAN									
NEBO									
NO. SANPETE									
NO. SUMMIT									
PARK CITY									
PIUTE									
RICH									
SAN JUAN	244,602								198,194
SEVIER									
SO. SANPETE									
SO. SUMMIT									
TINTIC									
TOOELE									
UINTAH									
WASATCH									
WASHINGTON									
WAYNE									
WEBER									
SALT LAKE									
OGDEN									
PROVO									
LOGAN									
MURRAY									
TOTALS	5,426,707	1,190,421	10,622	646,491	268,910	5,330,074	198,194		



UTAH STATE OFFICE OF EDUCATION
 F4 STATEWIDE BALANCE SHEET
 INTERNAL SERVICE FUNDS 60-69
 1992 - 1993

	8220 Buildings	8250 Equipment 620,118	8260 Accumulated Depreciation -435,825	8290 Other Fixed Assets	8420 Amt To be Provided for Debt	8430 Other Debts	TOTAL ASSETS 7,021,994	9505 Negative Cash Balance	9510 Accounts Payable	9530 Accrued Liabilities
ALPINE										
BEAVER										
BOX ELDER										
CACHE										
CARBON										
DAGGETT										
DAVIS										
DUCHESNE			-82,928	185,948			4,231,327			
EMERY										
GARFIELD										
GRAND										
GRANITE										
IRON										
JORDAN										
JUAB										
KANE										
MILLARD										
MORGAN										
NEBO										
NO. SANPETE										
NO. SUMMIT										
PARK CITY										
PIUTE										
RICH										
SAN JUAN	35,000	213,121	-149,983							
SEVIER										
SO. SANPETE										
SO. SUMMIT										
TINTIC										
TOOELE										
UINTAH										
WASATCH										
WASHINGTON										
WAYNE										
WEBER										
SALT LAKE		1,085,550	-784,368							
OGDEN		131,535	-111,967							
PROVO										
LOGAN										
MURRAY										
TOTALS	35,000	2,050,324	-1,565,071	185,948			19,618,478	15,284	3,540,377	8,605



UTAH STATE OFFICE OF EDUCATION
 F4 STATEWIDE BALANCE SHEET
 INTERNAL SERVICE FUNDS 60-69
 1992 - 1993

	FUND EQUITY									
	9540 Accrued Salaries and Withholdings	9550 Due to Other Funds	9560 Deferred Revenue	9590 Other Current Liabilities	9600 Long-Term Liabilities	TOTAL LIABILITIES	9810 Contributed Capital	9820 Investment in Gen Fixed	9830 Retained Earnings	9840 Reserved - Other
ALPINE						3,234,645	1,326,724		2,460,625	
BEAVER										
BOX ELDER										
CACHE										
CARBON										
DAGGETT										
DAVIS		4,175,054		10,028		4,185,082	38,374		7,871	
DUCHESNE										
EMERY										
GARFIELD										
GRAND										
GRANITE										
IRON										
JORDAN				5,512,273		5,651,580			156,381	
JUAB										
KANE										
MILLARD										
MORGAN										
NEBO										
NO. SANPETE										
NO. SUMMIT										
PARK CITY										
PIUTE										
RICH										
SAN JUAN		181,643	248			181,891	70,281		297,947	
SEVIER										
SO. SANPETE										
SO. SUMMIT										
TINTIC										
TOOELE										
UINTAH										
WASATCH										
WASHINGTON										
WAYNE										
WEBER										
SALT LAKE		177,620				346,997	314,821		124,648	
OGDEN						16,442			-525	
PROVO										
LOGAN										
MURRAY						4,495			1,196,548	
TOTALS	4,534,317	4,534,317	248	5,522,301		13,621,132	1,750,200		4,243,497	



UTAH STATE OFFICE OF EDUCATION
 F4 STATEWIDE BALANCE SHEET
 INTERNAL SERVICE FUNDS 60-69
 1992 - 1993

	9841 Reserved for Encumbrances	9842 Reserved for Inventories	9843 Undistributed Reserve	9851-8 Designations of Fund	9859 Unappropriated Fund Balance	TOTAL FUND EQUITY	LIABILITIES & FUND EQUITY	TOTAL
ALPINE								
BEAVER								
BOX ELDER								
CACHE								
CARBON								
DAGGETT					46,245		4,231,327	
DAVIS								
DUCHESNE								
EMERY								
GARFIELD								
GRAND								
GRANITE								
IRON								
JORDAN					156,381		5,807,961	
JUAB								
KANE								
MILLARD								
MORGAN								
NEBO								
NO. SANPETE								
NO. SUMMIT								
PARK CITY								
PIUTE								
RICH								
SAN JUAN								
SEVIER					368,228		550,119	
SO. SANPETE								
SO. SUMMIT								
TINTIC								
TOOELE								
UINTAH								
WASATCH								
WASHINGTON								
WAYNE								
WEBER								
SALT LAKE					439,469		786,466	
OGDEN					3,127		19,568	
PROVO		3,652						
LOGAN								
MURRAY					1,196,548		1,201,043	
TOTALS		3,652			5,997,346		19,618,478	

UTAH STATE OFFICE OF EDUCATION
 F4 STATEWIDE BALANCE SHEET
 TRUST & AGENCY FUNDS 70-79
 1992 - 1993

	ASSETS							8190 Other Current Assets	
	8110 Cash in Banks and On Hand	8120 Investments	8131 Local	8133 State	8134 Federal	8135 Due from Other Funds	8140 Inventories		8150 Prepaid Expenditures
ALPINE						676			
BEAVER		15,563,239							
BOX ELDER	119,413	1,317,574				317,001	813		
CACHE	399,407	1,794,668							
CARBON	248,951	93,790	11,453				8,660		
DAGGETT					53,491				
DAVIS	209,185		75						121,929
DUCHESNE	324,450	11,160	48						
EMERY	209,267	492,888							
GARFIELD	51,165								
GRAND									
GRANITE	8								21,847
IRON	189,452			58,319		15,214	8,605		
JORDAN	1,911,115								
JUAB	64,511	118,135	3,750						298,892
KANE									
MILLARD	145,606	22,504	4,294						
MORGAN	13,367								
NEBO	612,175								
NO. SANPETE	128,780	122,792							64,349
NO. SUMMIT	30,327								
PARK CITY	194,933								
PIUTE	34,316								
RICH									
SAN JUAN	106,953	409,742							
SEVIER	431,695	597,240	35,862		8,545				
SO. SANPETE									
SO. SUMMIT	17,605	13,184							
TINTIC	50,731								
TOOELE	154,773	35,000							
UINTAH	168,481								
WASATCH	363,404								
WASHINGTON	12,030	26,942							
WAYNE	5,157	82,207							
WEBER	4,379,656			1,843		638,037		4,040	
SALT LAKE	314,006		500						
OGDEN	256,815	386,105	38,489						
PROVO			37,180	24,056	445,426	604,231			
LOGAN	1,505,107		300						
MURRAY	95,252	1,833,199						17,560	
TOTALS	12,748,093	22,920,369	152,835	84,218	522,676	1,559,945	18,078	21,600	507,017

UTAH STATE OFFICE OF EDUCATION
 F4 STATEWIDE BALANCE SHEET
 TRUST & AGENCY FUNDS 70-79
 1992 - 1993

	LIABILITIES									
	8220 Buildings	8250 Equipment	8260 Accumulated Depreciation	8290 Other Fixed Assets	8420 Amt To be Provided for Debt	8430 Other Debits	TOTAL ASSETS 15,563,915	9505 Negative Cash Balance	9510 Accounts Payable	9530 Accrued Liabilities
ALPINE										
BEAVER										
BOX ELDER										
CACHE							1,754,801			56,872
CARBON							2,194,075			
DAGGETT							362,854		45,124	250
DAVIS										
DUCHESNE							262,751		17,233	
EMERY							457,587			
GARFIELD							702,155			
GRAND							51,165			
GRANITE										
IRON		576,839					21,855			
JORDAN				30,000			899,314		75,731	
JUAB					5,470,354		7,381,469		9,462	
KANE							186,396		3,252	
MILLARD							298,892		233,874	65,018
MORGAN							215,724			
NEBO				47,614			108,643			
NO. SANPETE					90,982		1,457,155			
NO. SUMMIT					844,980		251,572			
PARK CITY							94,676			
PIUTE							194,933		30,327	
RICH							34,316			
SAN JUAN										
SEVIER							516,695			409,742
SO. SANPETE							1,073,342			467,565
SO. SUMMIT								250		
TINTIC							30,789			
TOOELE							50,731			
UINTAH							258,953			
WASATCH					69,180		168,481		168,481	69,180
WASHINGTON							363,404			
WAYNE							38,972			
WEBER							87,364			
SALT LAKE							4,379,656		4,317,912	
OGDEN							7,047,184		10,629	
PROVO							295,304		115,973	
LOGAN					6,088,758		1,496,998	16,002	35,050	
MURRAY							1,505,407		3,049	
TOTALS		576,839		77,614	12,564,254		51,753,539	16,252	5,071,728	1,068,627

UTAH STATE OFFICE OF EDUCATION
F4 STATEWIDE BALANCE SHEET
TRUST & AGENCY FUNDS 70-79
1992 - 1993

	FUND EQUITY									
	9540 Accrued Salaries and Withholdings	9550 Due to Other Funds	9560 Deferred Revenue	9590 Other Current Liabilities	9810 Long-Term Liabilities	9820 TOTAL LIABILITIES	9810 Contributed Capital	9820 Investment in Gen Fixed	9830 Retained Earnings	9840 Reserved - Other
ALPINE						15,227,718				
BEAVER						1,404,371				
BOX ELDER						1,592,805				
CACHE						45,638				
CARBON	264	29,925	1,317,574		1,592,805	85,662				
DAGGETT						446,379				
DAVIS		31,723	36,706	121,929		51,165			177,089	
DUCHESNE		324,450								
EMERY										702,155
GARFIELD		51,165								
GRAND		1,405				1,405				
IRON	11,300					87,031		606,839		
JORDAN						7,276,569				
JUAB			24,991	1,796,753	5,470,354	186,396				
KANE				40,018	118,135	298,892				
MILLARD		109,889		47,614		157,503			5,436	
MORGAN			15,705			15,705				
NEBO										
NO. SANPETE					251,572	251,572				
NO. SUMMIT					64,349	64,349				
PARK CITY			72,917	117,078		189,995				
PIUTE				34,316		34,316				
RICH										
SAN JUAN		78,009			597,240	487,751				
SEVIER		8,537				1,073,342				
SO. SANPETE										
SO. SUMMIT		30,539				30,789				
TINTIC				50,731		50,731				
TOOELE				189,773		258,953				
UINTAH						168,481				
WASATCH		108,636	254,768			363,404				
WASHINGTON										
WAYNE				87,364		87,364				
WEBER			13,471			4,331,383				
SALT LAKE				681,725		6,781,112				
OGDEN					6,088,758	115,973				4,040
PROVO					1,445,946	1,496,998				
LOGAN		17,560		1,502,358		1,505,407				
MURRAY	6,247			449,570		1,853,685				
TOTALS	17,811	4,076,500	13,679,188	5,119,229	17,003,836	46,053,171		606,839	182,525	706,195

UTAH STATE OFFICE OF EDUCATION
F4 STATEWIDE BALANCE SHEET
TRUST & AGENCY FUNDS 70-79
1992 - 1993

	9841 Reserved for Encumbrances	9842 Reserved for Inventories	9843 Undistributed Reserve	9851-8 Designations of Fund	9859 Unappropriated Fund Balance	TOTAL FUND EQUITY	LIABILITIES & FUND EQUITY	TOTAL
ALPINE					336,197	336,197	15,563,915	
BEAVER								
BOX ELDER		813		206,696	142,921	350,430	1,754,801	
CACHE				601,270		601,270	2,194,075	
CARBON					317,216	317,216	362,854	
DAGGETT								
DAVIS					11,208	117,089	262,751	
DUCHESNE						11,208	457,587	
EMERY						702,155	702,155	
GARFIELD							51,165	
GRAND								
GRANITE					20,450	20,450	21,855	
IRON				101,732	79,909	812,283	899,314	
JORDAN	15,198	8,605			104,900	104,900	7,381,469	
JUAB							186,396	
KANE							298,892	
MILLARD							215,724	
MORGAN					52,785	58,221	215,724	
NEBO				90,982	1,955	92,937	108,643	
NO. SANPETE				1,457,155		1,457,155	1,457,155	
NO. SUMMIT							251,572	
PARK CITY							94,676	
PIUTE					4,938	4,938	194,933	
RICH							34,316	
SAN JUAN			28,944			28,944	516,695	
SEVIER							1,073,342	
SO. SANPETE								
SO. SUMMIT							30,789	
TINTIC							50,731	
TOOELE							258,953	
UINTAH							168,481	
WASATCH							363,404	
WASHINGTON					38,972	38,972	38,972	
WAYNE							87,364	
WEBER			48,273			48,273	4,379,656	
SALT LAKE					260,346	266,072	7,047,184	
OGDEN	1,686			179,331		179,331	295,304	
PROVO							1,496,998	
LOGAN					92,326	92,326	1,505,407	
MURRAY							1,946,011	
TOTALS	16,884	9,418	77,217	2,457,835	1,643,464	5,700,367	51,753,539	

UTAH STATE OFFICE OF EDUCATION
 F4 STATEWIDE BALANCE SHEET
 GEN. FIXED ASSETS FUND 80
 1992 - 1993

	ASSETS					8190 Other Current Assets	8210 Land	
	8110 Cash in Banks and On Hand	8120 Investments	8131 Local	8133 State	8134 Federal			8135 Due from Other Funds
ALPINE							9,497,924	
BEAVER							692,477	
BOX ELDER							2,375,678	
CACHE							1,780,517	
CARBON							3,853,468	
DAGGETT							221,426	
DAVIS							20,693,314	
DUCHESNE							1,831,113	
EMERY						2,812,930	40,867,221	
CARFIELD							365,193	
GRAND							1,128,113	
GRANITE							14,514,697	
IRON							2,934,900	
JORDAN							22,099,361	
JUAB							196,950	
KANE							1,245,321	
MILLARD							2,519,218	
MORGAN							675,401	
NEBO							5,196,584	
NO. SANPETE							792,987	
NO. SUMMIT							910,924	
PARK CITY							3,393,415	
PIUTE								
RICH								
SAN JUAN							97,060	
SEVIER							256,975	
SO. SANPETE							2,913,284	
SO. SUMMIT							1,410,184	
TINTIC								
TOOELE							1,884,389	
UINTAH							3,570,759	
WASATCH							614,913	
WASHINGTON							9,308,129	
WAYNE							64,583	
WEBER							3,168,609	
SALT LAKE							11,071,980	
OGDEN							1,311,888	
PROVO							4,650,493	
LOGAN							2,059,552	
MURRAY							2,719,328	
TOTALS						2,812,930	182,888,328	



UTAH STATE OFFICE OF EDUCATION
F4 STATEWIDE BALANCE SHEET
GEN. FIXED ASSETS FUND 80
1992 - 1993

LIABILITIES

	8220 Buildings	8250 Equipment	8260 Accumulated Depreciation	8290 Other Fixed Assets	8420 Amt to be Provided for Debt	8430 Other Debits	TOTAL ASSETS	9505 Negative Cash Balance	9510 Accounts Payable	9530 Accrued Liabilities
ALPINE	137,895,507	29,663,707					177,057,138			
BEAVER	7,066,139	1,725,701		520,752			10,005,069			
BOX ELDER	35,842,276	10,084,511					48,302,465			
CACHE	35,184,803	10,586,878					47,552,198			
CARBON	29,011,115	9,849,942		64,207			42,778,732			
DAGGETT	3,655,078	942,643					4,919,147			
DAVIS	216,499,464	25,981,822		10,232,301			273,406,901			
DUCHESNE	33,461,729	7,730,332		6,662			43,029,836			
EMERY	4,552,933	1,820,814					50,053,898			
GARFIELD	10,168,674	1,686,951					12,220,818			
GRAND	6,536,240	1,918,235		754,937			10,337,525			
GRANITE	206,002,359	65,775,157		12,589,731			298,881,944			
IRON	23,997,500	8,485,199		382,463			35,800,062			
JORDAN	233,180,406	36,084,947	-103,363,415	7,880,527			195,881,826			
JUAB	9,288,954	2,427,825					11,913,729			
KANE	11,553,515	2,965,417					15,764,253			
MILLARD	34,083,148	7,333,761		457,261			44,393,388			
MORGAN	4,653,599	2,200,223		20,961			7,529,223			
NEBO	52,392,673	12,943,501					70,553,719			
NO. SANPETE	14,132,266	3,142,897					18,068,150			
NO. SUMMIT	8,888,749	2,126,434					11,926,107			
PARK CITY	21,313,663	3,954,871		336,581			28,998,530			
PIUTE	2,817,666	1,148,489					3,966,155			
RICH	5,864,402	1,595,449					7,556,911			
SAN JUAN	38,064,486	7,592,432					45,913,893			
SEVIER	21,503,324	10,412,464		1,183,383			36,012,455			
SO. SANPETE	17,216,465	2,455,663		1,274,069			22,356,381			
SO. SUMMIT				19,998,541			19,998,541			
TINTIC	4,827,530	1,004,431					5,831,961			
TOOELE	33,524,778	11,329,062		464,050			47,202,279			
UINTAH	35,401,864	11,419,641		1,126,179			51,518,443			
WASATCH	10,051,514	3,947,864					14,614,291			
WASHINGTON	69,735,301	16,303,517					95,346,947			
WAYNE	4,563,594	1,579,652					6,207,829			
WEBER	92,505,848	22,726,806		8,577,770			126,979,033			
SALT LAKE	160,266,517	18,784,016		2,846,530			192,969,043			
OGDEN	40,418,323	6,551,426		3,507,225			51,788,862			
PROVO	46,767,100	18,579,073					69,996,666			
LOGAN	27,121,114	2,698,153					31,878,819			
MURRAY	27,264,573	7,143,207					37,127,108			
TOTALS	1,777,275,189	394,703,113	-103,363,415	72,224,130			2,326,540,275			

UTAH STATE OFFICE OF EDUCATION
 F4 STATEWIDE BALANCE SHEET
 GEN. FIXED ASSETS FUND 80
 1992 - 1993

	FUND EQUITY								
	9540 Accrued Salaries and Withholdings	9550 Due to Other Funds	9560 Deferred Revenue	9590 Other Current Liabilities	TOTAL LIABILITIES	9810 Contributed Capital	9820 Investment in Gen Fixed	9830 Retained Earnings	9840 Reserved - Other
ALPINE							177,057,138		
BEAVER							10,005,069		
BOX ELDER							48,302,465		
CACHE							47,552,198		
CARBON							42,778,732		
DAGGETT							4,819,147		
DAVIS							273,406,901		
DUCHESNE							43,029,836		
EMERY							50,053,898		
GARFIELD							12,220,818		
GRAND							10,337,525		
GRANITE							298,881,944		
IRON							35,800,062		
JORDAN							195,881,826		
JUAB							11,913,729		
KANE							15,764,253		
MILLARD							44,393,388		
MORGAN							7,529,223		
NEBO							70,553,719		
NO. SANPETE							18,068,150		
NO. SUMMIT							11,926,107		
PARK CITY							28,998,530		
PIUTE							3,966,155		
RICH							7,556,911		
SAN JUAN							45,913,893		
SEVIER							36,012,455		
SO. SANPETE							22,356,381		
SO. SUMMIT							19,998,541		
TINTIC							5,831,961		
TOOELE							47,202,279		
UINTAH							51,518,443		
WASATCH							14,614,291		
WASHINGTON							95,346,947		
WAYNE							6,207,829		
WEBER							126,979,033		
SALT LAKE							192,969,043		
OGDEN							51,788,862		
PROVO							69,996,666		
LOGAN							31,878,819		
MURRAY							37,127,108		
TOTALS							2,326,540,275		

248

249

UTAH STATE OFFICE OF EDUCATION
 F4 STATEWIDE BALANCE SHEET
 GEN. FIXED ASSETS FUND 80
 1992 - 1993

	9841 Reserved for Encumbrances	9842 Reserved for Inventories	9843 Undistributed Reserve	9851-8 Designations of Fund	9859 Unappropriated Fund Balance	TOTAL TOTAL FUND EQUITY	TOTAL LIABILITIES & FUND EQUITY
ALPINE						177,057,138	177,057,138
BEAVER						10,005,069	10,005,069
BOX ELDER						48,302,465	48,302,465
CACHE						47,552,198	47,552,198
CARBON						42,778,732	42,778,732
DAGGETT						4,819,147	4,819,147
DAVIS						273,406,901	273,406,901
DUCHESNE						43,029,836	43,029,836
EMERY						50,053,898	50,053,898
GARFIELD						12,220,818	12,220,818
GRAND						10,337,525	10,337,525
GRANITE						298,881,944	298,881,944
IRON						35,800,062	35,800,062
JORDAN						195,881,826	195,881,826
JUAB						11,913,729	11,913,729
KANE						15,764,253	15,764,253
MILLARD						44,393,388	44,393,388
MORGAN						7,529,223	7,529,223
NEBO						70,553,719	70,553,719
NO. SANPETE						18,068,150	18,068,150
NO. SUMMIT						11,926,107	11,926,107
PARK CITY						28,998,530	28,998,530
PIUTE						3,966,155	3,966,155
RICH						7,556,911	7,556,911
SAN JUAN						45,913,893	45,913,893
SEVIER						36,012,455	36,012,455
SO. SANPETE						22,356,381	22,356,381
SO. SUMMIT						19,998,541	19,998,541
TINTIC						5,831,961	5,831,961
TOOELE						47,202,279	47,202,279
UINTAH						51,518,443	51,518,443
WASATCH						14,614,291	14,614,291
WASHINGTON						95,346,947	95,346,947
WAYNE						6,207,829	6,207,829
WEBER						126,979,033	126,979,033
SALT LAKE						192,969,043	192,969,043
OGDEN						51,788,862	51,788,862
PROVO						69,996,666	69,996,666
LOGAN						31,878,819	31,878,819
MURRAY						37,127,108	37,127,108
TOTALS						2,326,540,275	2,326,540,275



UTAH STATE OFFICE OF EDUCATION
 F4 STATEWIDE BALANCE SHEET
 GEN. LONG-TERM DEBT FUND 90
 1992 - 1993

ASSETS	8110 Cash in Banks and On Hand	8120 Investments	8131 Local	8133 State	8134 Federal	8135 Due from Other Funds	8140 Inventories	8150 Prepaid Expenditures	8190 Other Current Assets	8210 Land
ALPINE										
BEAVER										
BOX ELDER										
CACHE										
CARBON										
DAGGETT										
DAVIS										
DUCHESNE										
EMERY										
GARFIELD										
GRAND										
GRANITE										
IRON										
JORDAN										
JUAB										
KANE										
MILLARD										
MORGAN										
NEBO										
NO. SANPETE										
NO. SUMMIT										
PARK CITY										
PIUTE										
RICH										
SAN JUAN									12,944	
SEVIER										
SO. SANPETE										
SO. SUMMIT										
TINTIC										
TOOELE										
UINTAH										
WASATCH										
WASHINGTON										
WAYNE										
WEBER										
SALT LAKE										
OGDEN										
PROVO										
LOGAN										
MURRAY										
TOTALS									12,944	

252

253

UTAH STATE OFFICE OF EDUCATION
 F4 STATEWIDE BALANCE SHEET
 GEN. LONG-TERM DEBT FUND 90
 1992 - 1993

	8280				8430		9505		9530	
	Buildings	Equipment	Accumulated Depreciation	8290 Other Fixed Assets	8420 Amt to be Provided for Debt	Other Debits	Negative Cash Balance	Accounts Payable		Accrued Liabilities
ALPINE					66,164,916	2,334,216				
BEAVER					9,216,141	-21,141				
BOX ELDER					9,053,727					
CACHE					32,609,814					
CARBON					13,259,211					
DAGGETT										
DAVIS					102,782,739	805,980				
DUCHESNE					3,959,666					61,592
EMERY					5,840,096					183,596
GARFIELD					5,178,348	28,669				
GRAND										
GRANITE					36,673,320	1,688,464				
IRON					11,844,006					
JORDAN					96,595,000					
JUAB					2,822,640					
KANE					3,690,544	10,767				
MILLARD					22,181,819					6,523
MORGAN					5,055,000					
NEBO					18,857,238					
NO. SANPETE					3,197,351					
NO. SUMMIT					2,175,000					
PARK CITY					16,125,000					
PIUTE					848,673	453				
RICH					2,646,094					
SAN JUAN					3,735,929					
SEVIER					8,721,676					
SO. SANPETE					2,704,530	59				
SO. SUMMIT					5,245,000					
TINTIC					70,000	161,754				
TOOELE					13,160,000	208,963				
UINTAH					3,440,000					
WASATCH					3,377,368					
WASHINGTON					43,982,692	97,067				
WAYNE					837,345					
WEBER					56,543,401					
SALT LAKE	502,476									
OGDEN					20,320,374					
PROVO					24,439,796					
LOGAN					10,377,278					
MURRAY					2,991,716					
TOTALS					670,723,448	5,315,251	676,554,119			251,711

LIABILITIES

UTAH STATE OFFICE OF EDUCATION
 F4 STATEWIDE BALANCE SHEET
 GEN. LONG-TERM DEBT FUND 90
 1992 - 1993

	FUND EQUITY						9840 Reserved - Other		
	9820	9810	9820	9810	9820	9810			
	Accrued Salaries and Withholdings	Due to Other Funds	Deferred Revenue	Other Current Liabilities	Long-Term Liabilities	TOTAL LIABILITIES	Investment in Gen Fixed	Retained Earnings	
ALPINE					68,499,132	68,499,132			
BEAVER					9,195,000	9,195,000			
BOX ELDER					9,053,727	9,053,727			
CACHE					32,609,814	32,609,814			
CARBON					13,259,211	13,259,211			
DAGGETT					2,090,000	2,090,000			
DAVIS					103,588,719	103,588,719			
DUCHESNE					3,898,074	3,898,074			
EMERY					5,656,500	5,656,500			
GARFIELD					5,207,017	5,207,017			
GRAND									
GRANITE					38,361,784	38,361,784			
IRON					11,844,006	11,844,006			
JORDAN					96,595,000	96,595,000			
KANE					2,822,640	2,822,640			
JUAB					52,275	52,275			
MILLARD	102,541			3,539,972	22,181,819	22,181,819			18,857,238
MORGAN					5,055,000	5,055,000			
NEBO									
NO. SANPETE					3,197,351	3,197,351			
NO. SUMMIT					2,175,000	2,175,000			
PARK CITY					16,125,000	16,125,000			
PIUTE					849,126	849,126			
RICH					2,646,094	2,646,094			
SAN JUAN					3,748,873	3,748,873			
SEVIER					8,721,676	8,721,676			
SO. SANPETE					2,704,589	2,704,589			
SO. SUMMIT					5,245,000	5,245,000			
TINTIC					231,754	231,754			
TOOELE					13,368,963	13,368,963			
UINTAH					3,440,000	3,440,000			
WASATCH				94,435	3,380,000	3,474,435			
WASHINGTON					43,982,692	43,982,692			
WAYNE					837,345	837,345			
WEBER				3,766,813	52,776,588	56,543,401			
SALT LAKE					502,476	502,476			
OGDEN					20,320,374	20,320,374			
PROVO					24,439,796	24,439,796			
LOGAN				127,278	10,250,000	10,377,278			
MURRAY					2,991,716	2,991,716			
TOTALS	102,541			7,528,498	651,904,131	659,786,881			18,857,238

UTAH STATE OFFICE OF EDUCATION
 F4 STATEWIDE BALANCE SHEET
 GEN. LONG- TERM DEBT FUND 90
 1992 - 1993

	9841 Reserved for Encumbrances	9842 Reserved for Inventories	9843 Undistributed Reserve	9851-8 Designations of Fund	9859 Unappropriated Fund Balance	TOTAL LIABILITIES & TOTAL FUND EQUITY	TOTAL LIABILITIES & TOTAL FUND EQUITY
ALPINE							68,499,132
BEAVER							9,195,000
BOX ELDER							9,063,727
CACHE							32,609,814
CARBON							13,259,211
DAGGETT							103,588,719
DAVIS				-2,090,000			3,959,666
DUCHESNE							5,840,096
EMERY							5,207,017
GARFIELD							38,361,784
GRAND							11,844,006
GRANITE							96,595,000
IRON							2,822,640
JORDAN							3,701,311
JUAB							22,181,819
KANE							5,065,000
MILLARD							18,857,238
MORGAN							3,197,351
NEBO					18,857,238		2,175,000
NO. SANPETE							16,125,000
NO. SUMMIT							849,126
PARK CITY							2,646,094
PIUTE							3,748,873
RICH							8,721,676
SAN JUAN							2,704,589
SEVIER							5,245,000
SO. SANPETE							231,754
SO. SUMMIT							13,368,963
TINTIC							3,440,000
TOOELE							3,474,435
UINTAH							43,982,692
WASATCH							837,345
WASHINGTON							56,543,401
WAYNE							502,476
WEBER							20,320,374
SALT LAKE							24,439,796
OGDEN							10,377,278
PROVO							2,991,716
LOGAN							
MURRAY							
TOTALS				-2,090,000	16,767,238	676,554,119	



UTAH STATE OFFICE OF EDUCATION
F4 STATEWIDE BALANCE SHEET
TOTAL BALANCES ALL FUNDS
1992 - 1993

	ASSETS							8190 Other		
	8110 Cash in Banks and On Hand	8120 Investments	8131 Local	8133 State	8134 Federal	8135 Due from Other Funds	8140 Inventories	8150 Prepaid Expenditures	Current Assets	8210 Land
ALPINE		60,675,953	1,278,554	694,894	3,199,879	382,469	1,341,065			9,522,984
BEAVER	220,104	8,427,784	18,427	41,252		24,635	238,752			692,477
BOX ELDER	2,006,074	6,417,574	48,773	978,954	655,311	346,926	56,605	1,895		2,375,678
CACHE	509,972	23,902,945	480,305	296,991	796,029	3,771	428,405			1,780,517
CARBON	1,703,913	2,205,500	185,611	613,624		343,192	596,229	1,280		3,853,468
DAGGETT		417,329	24,985	900	38,341		4,749			221,426
DAVIS	2,134,723	4,703,860	2,997,124	3,644,329	2,669,074	8,851,393	4,226,590			20,912,567
DUCHESNE	729,431	5,183,968	674,299	121,124	346,099		232,065	45,993	121,929	1,831,113
EMERY	1,151,416	492,888	163,388	8,812	481,993	160,112	2,905,846			40,867,221
GARFIELD	1,509,576		138,890	2,226	132,284	32,429	34,750			365,193
GRAND	133,022	1,966,838	66,231	173,740	127,078	4,397	3,546,838			1,128,113
GRANITE	4,612,862	44,027,000	3,215,048	656,783	5,369,727	3,657,194	254,799	506,382	407,817	14,514,697
IRON	777,641	8,889,585	624,818	172,707	530,785		2,228,657	5,000	608,984	22,099,361
JORDAN	111,622,389		1,559,263	1,164,528	3,212,623		16,100	24,071		196,950
JUAB	1,123,303	1,569,568	19,552	25,936	213,243		5,483		298,892	1,245,321
KANE	1,563,810	680,043	284,776	5,591	138,554		85,875	3,953		2,519,218
MILLARD	13,468,129	1,392,069	232,385	106,466	261,238		18,682	115,892		675,401
MORGAN	266,889	6,071,217	16,176		48,886		1,764,996	36,000		5,196,584
NEBO	1,883,763	9,803,227	748,837	82,030	591,287		15,515	521,874		792,987
NO. SANPETE	1,006,756	1,528,222	361,276	90,250	159,892		5,549		64,349	910,924
NO. SUMMIT	130,118	553,572		95,751	12,579		14,893	42,279		3,393,415
PARK CITY	10,663,187		139,666	6,761	40,223	64,454		1,716		
PIUTE	617,984			1,507	63,877		6,974			97,060
RICH	1,058,795		13,161						233,707	256,975
SAN JUAN	1,380,408	409,742	397,631	432,808	273,992	332,234	21,076			2,913,284
SEVIER	2,166,554	597,240	519,973	452,138	318,764	93,771	101,722	40,000		1,410,184
SO. SANPETE	732,091	1,904,192	1,992	47,399			145,105			
SO. SUMMIT	178,280	3,078,428	17,865	5,184	97,343		3,186	9,891		
TINTIC	1,840,283		17,430	16,958	53,983		156,800			1,884,389
TOOELE	827,674	11,171,677	558,323	620,737	165,516	75,471	163,470	12,876		3,570,759
UINTAH	723,962	2,727,053	111,863	791,907			29,083			614,913
WASATCH	1,001,510	1,005,584	59,078				61,822	935,862		9,308,129
WASHINGTON	561,106	14,352,815	1,300,609	538,079						64,583
WAYNE	736,381	82,207		8,203	88,769	37,790				3,168,609
WEBER	6,836,241	46,760,799	161,373	182,457	1,031,159		527,289	31,019		11,071,980
SALT LAKE	985,643	47,450,304	3,542,362	394,006	2,407,888	2,263,538	1,530,440	631,544		1,311,888
OGDEN	2,926,320	12,201,340	337,446	153,837	1,211,487					4,650,493
PROVO	10,654,017	2,186,379	1,071,421	209,056	2,193,930	604,231	473,254	21,304		2,059,552
LOGAN	5,704,222	307,251	307,251	623,695			65,643			2,719,328
MURRAY	113,755	11,232,122	107,952	262,730	127,380	191,460	85,196	17,560		
TOTALS	196,262,304	344,069,025	21,804,115	13,164,350	27,059,214	17,469,467	21,393,504	3,006,392	1,735,677	183,132,641



UTAH STATE OFFICE OF EDUCATION
 F4 STATEWIDE BALANCE SHEET
 TOTAL BALANCES ALL FUNDS
 1992 - 1993

	LIABILITIES									
	8220 Buildings	8250 Equipment	8280 Accumulated Depreciation	8290 Other Fixed Assets	8420 Amt to be Provided for Debt	8430 Other Debits	TOTAL ASSETS	9505 Negative Cash Balance	9510 Accounts Payable	9530 Accrued Liabilities
ALPINE	138,031,911	30,468,862	-600,462	520,752	66,164,916	2,334,216	313,495,241	6,436,806	682,558	
BEAVER	7,066,139	1,725,701			9,216,141	-21,141	28,171,023	203,177		
BOX ELDER	35,842,276	10,084,511			9,053,727		67,868,304	463,005	56,872	
CACHE	35,184,803	11,168,477	-273,616		32,609,814		106,888,414	1,740,993		
CARBON	29,011,115	9,849,942		64,207	13,259,211		61,687,292	795,057	375,603	
DAGGETT	3,655,078	942,643					5,305,451	34,804		
DAVIS	216,499,464	25,981,822	-1,570,017	13,036,486	102,782,739	805,980	407,676,134	434,887		
DUCHESNE	33,461,729	7,754,884		6,662	3,959,666		54,468,962	2,148,540	61,592	
EMERY	4,552,933	1,820,814			5,840,096		58,445,519	432,207	183,596	
GARFIELD	10,168,674	1,686,951			5,178,348	28,669	19,243,240	507,429		
GRAND	6,536,240	1,918,235		754,937			12,843,581	86,555		
GRANITE	206,002,359	65,775,157			36,673,320	1,688,464	403,243,379	1,764,022	36,573	
IRON	23,997,500	9,183,554		412,463	11,844,006		59,622,758	75,731		
JORDAN	233,180,406	36,084,947	-103,363,415	7,880,527	96,595,000	5,470,354	418,348,624	3,762,568	1,174,970	
JUAB	9,288,954	2,427,825			2,822,640		17,728,142	229,556		
KANE	11,553,515	2,965,417		504,875	3,690,544	10,767	22,442,713	654,023	71,541	
MILLARD	34,083,148	7,487,891			22,181,819		82,327,067	2,142,729		
MORGAN	4,653,599	2,200,223		20,961	5,055,000	90,982	19,212,947	551,234		
NEBO	52,392,673	13,617,738	-474,627		18,857,238	844,980	105,365,687	267,723	5,612	
NO. SANPETE	14,132,266	3,142,897			3,197,351		24,949,286	450,651	86,089	
NO. SUMMIT	8,888,749	2,126,434			2,175,000		14,867,274	140,253	6,526	
PARK CITY	21,313,663	3,954,871		336,581	16,125,000	453	56,119,529	126,085		
PIUTE	2,817,666	1,148,489			848,673		5,506,196	87,422		
RICH	5,864,402	1,595,449			2,646,094		11,347,319	41,208		
SAN JUAN	40,150,195	7,843,578	-882,951	84,913	3,735,929		54,670,238	1,336,701	409,742	
SEVIER	21,503,324	10,412,464		1,183,383	8,721,676		48,984,293	581,677	467,565	
SO. SANPETE	17,216,465	2,455,663		1,274,069	2,704,530	59	27,931,749	303,865		
SO. SUMMIT				19,998,541	5,245,000		28,620,641	148,528		
TINIC	4,827,530	1,004,431			70,000	161,754	8,005,447	88,801	1,144,513	
TOOELE	33,524,778	11,384,476		464,050	13,160,000	278,143	74,106,518	835,240		
UINTAH	35,401,864	11,419,641		1,126,179	3,440,000		59,655,090	527,043		
WASATCH	10,051,514	3,947,864			3,377,368	97,067	20,183,981	73,958		
WASHINGTON	69,735,301	16,303,517			43,982,692		157,079,932	2,470,690	700,598	
WAYNE	4,563,594	1,579,652			837,345		7,998,524	286,433		
WEBER	92,505,848	22,726,806		8,577,770	56,543,401	85,691	239,138,462	10,601,742	4,265,127	
SALT LAKE	160,768,993	22,964,393	-3,339,843	2,846,530	20,320,374	6,088,758	259,606,536	2,739,322	2,263,802	
OGDEN	40,418,323	6,682,961	-111,967	3,507,225			88,959,235	726,273		
PROVO	46,767,100	18,579,073			24,439,796		111,850,034	568,855		
LOGAN	27,121,114	2,698,153			10,377,278		48,596,908	760,953	37,944	
MURRAY	27,264,573	7,143,207			2,991,716		52,056,979	993,422	100	
TOTALS	1,779,999,778	402,259,614	-110,616,898	75,190,842	670,723,448	17,965,196	3,654,618,670	6,855,906	46,555,354	12,020,923

UTAH STATE OFFICE OF EDUCATION
 F4 STATEWIDE BALANCE SHEET
 TOTAL BALANCES ALL FUNDS
 1992 - 1993

	FUND EQUITY									
	9540 Accrued Salaries and Withholdings	9550 Due to Other Funds	9560 Deferred Revenue	9590 Other Current Liabilities	9800 Long-Term Liabilities	TOTAL LIABILITIES	9810 Contributed Capital	9820 Investment in Gen Fixed	9830 Retained Earnings	9840 Reserved - Other
ALPINE	7,231,324	3,285,338	18,577,474		68,499,132	104,712,632	1,626,493	177,057,138	4,614,894	
BEAVER	335,636	24,635			9,195,000	9,758,448		10,005,069	13,989	
BOX ELDER	2,941,213	346,926	3,064,277	214,057	9,053,727	16,140,077		48,302,465	250,071	
CACHE					34,202,619	36,053,892		47,860,181	15,297	
CARBON	1,320,767	343,192	747,052		13,259,211	16,840,882		42,778,732	193,526	
DAGGERT	89,971				2,090,000	2,272,423		4,819,147	9,861	
DAVIS	14,049,251	8,851,393	348,061	263,631	103,588,719	127,535,942	556,166	273,026,901	1,682,697	
DUCHESNE	770,404	324,450		129,929	3,898,074	7,481,528		43,029,836	161,038	
EMERY	1,036,058	134,348	47,800		5,656,500	7,490,509		50,053,898	-84,857	702,155
GARFIELD	208,281	95,408	2,819		5,207,017	6,020,954		12,220,818		
GRAND	470,479	4,397	162,556	695		724,682		10,337,525	26,846	
GRANITE	19,262,443	3,657,195	14,300,566	6,286,026	38,361,784	83,668,609		298,881,944	3,031,341	
IRON	1,232,025				11,844,006	14,086,435		36,528,417	-36,800	
JORDAN	12,886,061				102,065,354	130,277,111		195,881,826	1,006,105	5,000
JUAB	530,628		395,949	40,018	2,940,775	4,518,251		11,913,729	67,368	
KANE	340,350			3,541,092	52,275	4,659,281		15,764,253	75,170	21,689
MILLARD	1,109,199	109,889	488,233	47,614	22,181,819	26,079,484	71,468	44,393,388	171,623	
MORGAN			195,945		5,055,000	5,910,000		7,529,223	22,773	
NEBO	998,931		1,751,471	373,372		4,911,152		70,553,719	-422,482	18,990,938
NO. SANPETE			49,485		3,448,923	5,088,619		18,068,150	25,550	
NO. SUMMIT	179,346		41,678		2,239,349	2,686,715		11,926,107	202	
PARK CITY	1,029,673		96,998	136,874	16,125,000	17,521,156		28,998,530	99,919	257,605
PIUTE			2,697	34,316	849,126	973,561		3,966,155	1,421	
RICH	170,808		100,831		2,646,094	2,960,605		7,556,911		
SAN JUAN		403,078	117,835		3,748,873	6,023,392	271,980	45,913,893	2,034,333	22,569
SEVIER	1,110,546	8,537	625,258		9,318,916	12,197,733		36,012,455	34,538	
SO. SANPETE	1,061,638				2,704,589	4,120,533		22,356,381	-6,837	
SO. SUMMIT	329,350	30,539			5,245,000	5,761,283		19,998,541	3,413	
TINTIC	92,459		155,861	50,731	231,754	619,606		5,831,961		
TOOELE	1,601,719	72,271	881,894	189,873	13,368,963	18,094,473		47,202,279	-34,718	
UINTAH	1,165,461		1,551,917	45,568	3,440,000	6,803,947		51,518,443	25,683	
WASATCH		134,964	264,142	94,435	3,380,000	4,633,282		14,614,291	201,628	
WASHINGTON	4,264,490		2,929,784		43,982,692	53,747,477		95,346,947	201,628	
WAYNE	176,464	32,422	5,368	87,364	837,345	1,375,396		6,207,829	-11,184	
WEBER	6,952,546		4,854,268	3,806,888	52,776,588	78,993,044		126,979,033	1,149,902	
SALT LAKE	13,702,022	2,263,539	14,123,129	681,725	6,591,234	44,366,098	1,100,882	192,969,043	1,028,718	3,089,030
OGDEN	1,936,277		2,364,121		20,320,374	28,186,123		51,788,862	516,765	
PROVO	614,358	604,231	3,782,705	1,629,636	25,885,742	31,616,944		69,996,666	283,891	
LOGAN			1,112,793		10,250,000	13,791,326		31,878,819		
MURRAY	1,899,934	191,460	1,790,004	449,570	4,366,393	9,921,073		37,127,108	1,196,548	13,378
TOTALS	101,100,111	20,918,211	76,853,766	25,412,440	668,907,967	958,624,678	3,626,989	2,327,576,613	17,348,263	23,102,364



UTAH STATE OFFICE OF EDUCATION
 F4 STATEWIDE BALANCE SHEET
 TOTAL BALANCES ALL FUNDS
 1992 - 1993

	9821 Reserved for Encumbrances	9822 Reserved for Inventories	9823 Undistributed Reserve	9851-8 Designations of Fund	9859 Unappropriated Fund Balance	TOTAL FUND EQUITY	TOTAL LIABILITIES & FUND EQUITY
ALPINE	1,667		5,042,899	9,878,578	10,560,940	208,782,610	313,495,241
BEAVER		238,752			8,154,765	18,412,575	28,171,023
BOX ELDER		813	875,792	1,120,802	1,178,284	51,728,227	67,868,304
CACHE		428,405	500,000	21,365,932	664,707	70,834,523	106,888,414
CARBON					1,874,152	44,846,410	61,687,292
DAGGETT		4,749		-1,678,484	-122,245	3,033,028	5,305,451
DAVIS	311,749		134,316	3,072,352	1,110,327	280,140,192	407,676,134
DUCHESNE	1,117,796	232,065	5	912,665	1,399,718	46,987,434	54,468,962
EMERY		45,116			238,693	50,955,010	58,445,519
GARFIELD					1,001,468	13,222,286	19,243,240
GRAND	91		34,751	196,132	1,523,554	12,118,899	12,843,581
GRANITE	1,300,895		5,000,000	6,037,384	5,323,206	319,574,770	403,243,379
IRON	368,509	254,799	500,000	5,216,918	2,704,480	45,536,323	59,622,758
JORDAN	5,239,595	2,054,761	1,250,000	2,148,239	80,485,987	288,071,513	418,348,624
JUAB			200,000	31,003	997,791	13,209,890	17,728,142
KANE		5,483	-75,172	48,000	1,944,009	17,783,432	22,442,713
MILLARD	12,502		150,000	105,433	11,343,167	56,247,581	82,327,067
MORGAN			85,000	436,351	5,229,600	13,302,947	19,212,947
NEBO				1,457,155	9,875,205	100,454,535	105,365,687
NO. SANPETE			70,111	994,014	772,953	19,860,667	24,949,286
NO. SUMMIT			430,000	135,565	48,574	12,180,559	14,867,274
PARK CITY	49,053	9,780		6,500,000	2,253,486	38,598,373	56,119,529
PIUTE				4,789	560,270	4,532,635	5,506,196
RICH				131,176	698,627	8,386,714	11,347,319
SAN JUAN			313,852		90,219	48,646,846	54,670,238
SEVER			482,821	128,433	128,283	36,786,560	48,984,293
SO. SANPETE	265,000		250,000	100,000	846,672	23,811,216	27,931,749
SO. SUMMIT			2,496,674	144,252	216,478	22,859,358	28,620,641
TINTIC		3,186	50,000		1,500,693	7,385,840	8,005,447
TOOELE	534,239			8,275,527		56,012,045	74,106,518
UINTAH		123,078		204,313	1,040,027	52,851,143	59,655,090
WASATCH	97,067	19,709	250,220	400,000	143,729	15,550,699	20,183,981
WASHINGTON				10,976,651	-3,192,771	103,332,455	157,079,932
WAYNE			100,000		326,483	6,623,128	7,998,524
WEBER	25,077,054	373,398	2,430,660	1,750,248	2,385,123	160,145,418	239,138,462
SALT LAKE	1,546,467	996,744	3,500,000		11,009,554	215,240,438	259,606,536
OGDEN	1,192,955			4,741,592	2,532,937	60,773,110	88,959,235
PROVO		341,801		1,082,673	8,528,079	80,233,110	111,850,054
LOGAN		36,595	350,000	70,000	2,470,168	34,805,582	48,596,908
MURRAY	645,866	39,495	200,000	1,048,667	1,864,844	42,135,906	52,056,979
TOTALS	37,760,505	5,208,729	24,621,930	87,036,360	179,712,235	2,705,993,987	3,664,618,670

UTAH STATE OFFICE OF EDUCATION
 COMBINED REVENUES, EXPENDITURES, AND CHANGES IN FUND BALANCES
 ALL GOVERNMENTAL FUND TYPES INCLUDING FOOD SERVICES
 FOR THE FISCAL YEAR ENDED JUNE 30, 1993

	ALPINE	BEAVER	BOX ELDER	CACHE	CARBON	DAGGETT	DAVIS
AVERAGE DAILY MEMBERSHIP	40,071	1,392	11,165	12,586	5,028	190	56,270
REVENUES							
LOCAL PROPERTY TAXES	23,509,497	1,845,665	10,474,361	7,791,644	6,184,790	798,509	38,372,038
EARNINGS ON INVESTMENTS	2,437,542	230,834	246,246	546,929	100,799	19,922	832,451
STATE SOURCES	86,071,196	3,155,468	22,248,535	29,922,930	10,635,332	740,872	121,827,753
FEDERAL SOURCES	7,241,843	376,933	2,346,989	2,077,481	1,452,260	152,735	12,017,118
OTHER SOURCES	4,920,645	119,090	1,273,393	1,702,597	815,169	96,897	9,592,336
TOTAL REVENUES	124,180,723	5,727,990	36,589,524	42,041,581	19,188,350	1,808,935	182,641,696
EXPENDITURES							
INSTRUCTION	72,829,509	2,981,962	20,984,033	23,620,065	10,033,364	744,163	105,914,777
SUPPORTING SERVICES							
STUDENT SERVICES	2,799,200	45,409	742,029	616,679	316,585	3,450	3,063,095
INSTRUCTIONAL STAFF	4,117,531	126,623	611,626	1,439,025	506,512	34,145	5,888,599
DISTRICT ADMINISTRATION	16,077	17,397	100,952	17,397	58,286		447,939
SCHOOL ADMINISTRATION	5,800,368	334,883	1,898,033	2,205,617	1,067,193	72,334	8,766,448
BUSINESS SERVICES	685,211	61,400	204,096	193,142	257,981	53,675	1,466,340
OPERATION & MAINTENANCE OF PLANT	10,877,472	733,216	3,304,744	2,957,897	2,130,771	238,894	15,886,305
STUDENT TRANSPORTATION	3,340,861	99,461	1,534,611	1,751,105	682,188	128,444	5,006,647
CENTRAL SERVICES	747,044		46,517	56,003			1,997,419
OTHER SUPPORT SERVICES	77,527						
NON-INSTRUCTIONAL SERVICES	8,336,564	474,909	2,468,729	2,723,503	1,417,914	55,852	14,688,971
DEBT SERVICE	8,552,434	514,238	1,863,521	2,110,969	1,099,457	137,821	13,597,850
FACILITIES ACQUISITION & CONSTRUCTION	20,912,739	954,140	2,350,811	2,387,251	1,563,945	113,116	12,141,414
CAPITAL PROJECTS (10% OF BASIC)		477,070	642,125	479,549	460,509	52,089	2,955,000
TOTAL EXPENDITURES	139,092,537	6,803,311	36,751,827	40,558,202	19,594,705	1,633,983	191,820,804
EXCESS OR DEFICIENCY OF REVENUES	(14,911,814)	(1,075,321)	(162,303)	1,483,379	(406,355)	174,952	(9,179,108)
OTHER FINANCING SOURCES (USES):							
PROCEEDS FROM SALE OF BONDS	29,695,775	7,788,776		15,212,100			459,515
MISCELLANEOUS	(298,516)	(24,000)				5,000	
OPERATING TRANSFERS	29,397,259	7,764,776		15,212,100		5,000	459,515
TOTAL OTHER FINANCING SOURCES	58,694,518	15,527,552		30,424,200		10,000	919,030
TOTAL EXCESS OR DEFICIENCY	43,782,981	5,752,669	(162,303)	17,937,579	(406,355)	184,952	(8,260,078)
OF REVENUES AND OTHER							
FUND BALANCES AT BEGINNING OF YEAR	(2,190,438)	1,479,297	1,447,737	(16,015,475)	2,156,817	(307,809)	9,949,909
FUND BALANCES AT END OF YEAR	12,295,007	8,168,752	1,285,434	680,004	1,750,462	(127,857)	1,230,316
DETAIL OF FUND BALANCES UNAPPROPRIATED							
GENERAL (M & O) FUND	867,267	193,531	431,360	664,707	283,462	(85,325)	799,159
SPECIAL REVENUE FUNDS	129,655	135,856	101,793		134,093	5,505	
DEBT SERVICE FUND	415,084	(21,141)	6,996				311,168
CAPITAL PROJECTS FUNDS	8,812,737	7,846,517	495,214	15,297	1,084,816	(22,425)	119,989
OTHER (Includes Food Services)	2,070,265	13,989	250,071	680,004	193,526	(25,612)	
TOTAL	12,295,007	8,168,752	1,285,434	680,004	1,750,462	(127,857)	1,230,316

**UTAH STATE OFFICE OF EDUCATION
COMBINED REVENUES, EXPENDITURES, AND CHANGES IN FUND BALANCES
ALL GOVERNMENTAL FUND TYPES INCLUDING FOOD SERVICES
FOR THE FISCAL YEAR ENDED JUNE 30, 1993**

	DL_HESNE	EMERY	GARFIELD	GRAND	GRANITE	IRON	JORDAN
	4,372	3,406	1,127	1,547	78,016	5,505	68,493
AVERAGE DAILY MEMBERSHIP REVENUES							
LOCAL PROPERTY TAXES	5,088,345	11,780,329	1,491,355	2,183,591	67,653,731	6,935,776	56,665,511
EARNINGS ON INVESTMENTS	195,980	357,067	41,937	102,723	2,591,318	316,793	2,685,025
STATE SOURCES	9,994,903	2,188,279	3,850,202	3,514,559	154,419,643	10,637,107	139,739,090
FEDERAL SOURCES	1,460,259	850,755	413,890	409,718	17,645,873	1,195,668	10,737,382
OTHER SOURCES	401,554	4,839,057	168,277	639,427	7,566,260	740,554	10,036,492
TOTAL REVENUES	17,141,041	20,015,487	5,965,561	6,850,018	249,876,825	19,825,898	219,863,500
EXPENDITURES							
INSTRUCTION	9,076,503	8,316,728	3,047,141	3,288,489	147,753,875	10,200,406	127,255,981
SUPPORTING SERVICES							
STUDENT SERVICES	196,000	171,735	19,124	19,124	8,666,511	212,304	5,616,154
INSTRUCTIONAL STAFF	601,581	225,550	61,508	74,684	8,849,372	611,486	6,411,746
DISTRICT ADMINISTRATION	54,905	27,000	29,143	9,592	115,430	37,796	1,065,472
SCHOOL ADMINISTRATION	970,468	869,656	461,486	345,075	13,114,766	1,202,059	10,703,972
BUSINESS SERVICES	111,819	183,926	54,393	110,393	1,814,551	303,128	876,613
OPERATION & MAINTENANCE OF PLANT	1,908,944	709,694	506,113	613,892	22,164,256	1,798,445	19,286,452
STUDENT TRANSPORTATION	854,296	614,504	154,986	236,706	4,139,810	674,388	4,390,780
CENTRAL SERVICES							
OTHER SUPPORT SERVICES							
NON-INSTRUCTIONAL SERVICES	942,614	856,248	264,073	337,788	15,984,793	1,248,276	14,851,034
DEBT SERVICE	300,408	7,951,048	623,855	56,395	10,965,813	421,412	9,350,445
FACILITIES ACQUISITION & CONSTRUCTION	5,178,430	1,933,205	491,678	1,141,677	12,470,796	1,865,066	19,506,743
CAPITAL PROJECTS (10% OF BASIC)	532,762	188,860	127,672	231,979			6,334,833
TOTAL EXPENDITURES	20,728,729	22,048,154	5,822,046	6,483,630	247,621,825	18,574,766	229,254,381
EXCESS OR DEFICIENCY OF REVENUES	(3,587,689)	(2,032,667)	143,515	366,388	2,255,000	1,251,132	(9,390,881)
OTHER FINANCING SOURCES (USES):							
PROCEEDS FROM SALE OF BONDS	2,938,368					3,949,992	75,000,000
MISCELLANEOUS			(11,814)	(15,666)	(100,000)		
OPERATING TRANSFERS	2,938,368		(11,814)	(15,666)	(100,000)	3,949,992	75,000,000
TOTAL OTHER FINANCING SOURCES							
TOTAL EXCESS OR DEFICIENCY OF REVENUES AND OTHER	(649,321)	(2,032,667)	131,701	350,722	2,155,000	5,201,124	65,609,119
FUND BALANCES AT BEGINNING OF YEAR	2,198,868	2,214,313	881,581	1,199,678	6,102,458	(2,613,359)	15,256,911
FUND BALANCES AT END OF YEAR	1,549,547	181,646	1,013,282	1,550,400	8,257,458	2,587,771	80,866,030
DETAIL OF FUND BALANCES UNAPPROPRIATED							
GENERAL (M & O) FUND	226,754	156,043	404,885	531,974	4,276,372	1,784,675	4,603,050
SPECIAL REVENUE FUNDS		78,135	54,740	28,040	16,230	129,483	140,279
DEBT SERVICE FUND	1,161,756	7,210	64,653	231,742	52,774	269,876	1,112,504
CAPITAL PROJECTS FUNDS	161,038	(59,742)	489,004	758,644	955,380	440,538	74,525,254
OTHER (Includes Food Services)	1,549,547	181,646	1,013,282	1,550,400	2,954,701	(36,800)	484,943
TOTAL	1,549,547	181,646	1,013,282	1,550,400	8,257,458	2,587,771	80,866,030

**UTAH STATE OFFICE OF EDUCATION
COMBINED REVENUES, EXPENDITURES, AND CHANGES IN FUND BALANCES
ALL GOVERNMENTAL FUND TYPES INCLUDING FOOD SERVICES
FOR THE FISCAL YEAR ENDED JUNE 30, 1993**

	JUAB 1,629	KANE 1,427	MILLARD 3,864	MORGAN 1,912	NEBO 17,173	NO. SANPETE 2,315	NO. SUMMIT 942
AVERAGE DAILY MEMBERSHIP							
REVENUES							
LOCAL PROPERTY TAXES	1,947,426	2,030,444	14,716,385	1,573,199	11,157,955	1,674,247	1,352,022
EARNINGS ON INVESTMENTS	107,952	98,996	666,063	56,817	533,935	55,079	62,384
STATE SOURCES	3,322,805	3,707,121	2,524,217	4,020,514	34,696,834	5,678,159	2,180,548
FEDERAL SOURCES	536,099	474,338	1,284,211	327,082	4,027,657	975,278	169,404
OTHER SOURCES	185,980	219,349	529,541	741,157	2,227,877	304,726	139,882
TOTAL REVENUES	6,100,263	6,530,247	19,720,417	6,718,769	52,634,258	8,687,489	3,904,240
EXPENDITURES							
INSTRUCTION	3,259,480	3,701,782	9,521,300	3,452,426	29,810,805	4,802,907	2,108,601
SUPPORTING SERVICES							
STUDENT SERVICES	104,883	42,376	227,444	195,403	1,235,078	84,728	42,943
INSTRUCTIONAL STAFF	244,799	114,737	365,690	168,719	2,042,273	274,620	82,827
DISTRICT ADMINISTRATION	(18,955)	25,867	43,962	15,678	124,323	26,349	9,260
SCHOOL ADMINISTRATION	268,916	416,633	785,607	380,816	2,971,056	393,928	219,396
BUSINESS SERVICES	93,303	106,791	34,192	93,088	347,267	110,201	58,850
OPERATION & MAINTENANCE OF PLANT	515,325	526,883	1,726,694	432,253	4,681,272	670,100	320,049
STUDENT TRANSPORTATION	174,677	228,397	1,019,866	293,600	1,483,723	400,492	194,205
CENTRAL SERVICES			79,842		267,978	13,167	6,056
OTHER SUPPORT SERVICES							
NON-INSTRUCTIONAL SERVICES	516,065	374,627	1,331,728	430,238	4,260,814	713,951	221,410
DEBT SERVICE	684,283	545,394	3,658,699	355,552	2,371,729	598,469	307,427
FACILITIES ACQUISITION & CONSTRUCTION	1,889,900	242,581	6,996,491	636,301	10,996,343	622,082	468,176
CAPITAL PROJECTS (10% OF BASIC)			464,074	240,067	1,237,238	181,810	154,315
TOTAL EXPENDITURES	7,732,676	6,326,068	26,255,788	6,697,140	61,829,899	8,892,804	4,193,515
EXCESS OR DEFICIENCY OF REVENUES	(1,632,413)	204,179	(6,535,371)	21,629	(9,195,641)	(205,315)	(289,275)
OTHER FINANCING SOURCES (USES):							
PROCEEDS FROM SALE OF BONDS			4,000,000		16,000,000		
MISCELLANEOUS		(92,340)	(30,861)				
OPERATING TRANSFERS		(92,340)	3,969,139		16,000,000		
TOTAL OTHER FINANCING SOURCES							
TOTAL EXCESS OR DEFICIENCY OF REVENUES AND OTHER	(1,632,413)	111,839	(2,566,232)	21,629	6,804,359	(205,315)	(289,275)
FUND BALANCES AT BEGINNING OF YEAR	2,685,621	1,907,340	14,005,266	5,228,789	2,648,364	1,003,818	338,051
FUND BALANCES AT END OF YEAR	1,053,208	2,019,179	11,439,034	5,250,418	9,452,723	798,503	48,776
DETAIL OF FUND BALANCES UNAPPROPRIATED							
GENERAL (M & O) FUND	14,806	389,890	368,940	182,414	161,600	176,486	(38,243)
SPECIAL REVENUE FUNDS	37,102	40,071	758		50,736	184,135	1
DEBT SERVICE FUND	945,882	10,764	531,996	54,710	9,662,869	412,332	86,816
CAPITAL PROJECTS FUNDS	55,418	1,503,284	10,388,689	90,972	(422,482)	25,550	202
OTHER (Includes Food Services)		75,170	148,652	4,922,322			
TOTAL	1,053,208	2,019,179	11,439,034	5,250,418	9,452,723	798,503	48,776

**UTAH STATE OFFICE OF EDUCATION
COMBINED REVENUES, EXPENDITURES, AND CHANGES IN FUND BALANCES
ALL GOVERNMENTAL FUND TYPES INCLUDING FOOD SERVICES
FOR THE FISCAL YEAR ENDED JUNE 30, 1993**

	PARK CITY	PIUTE	RICH	SAN JUAN	SEVIER	SO. SANPETE	SO. SUMMIT
AVERAGE DAILY MEMBERSHIP	2,575	388	551	3,347	4,866	2,905	1,115
REVENUES							
LOCAL PROPERTY TAXES	10,156,127	377,671	1,357,729	3,632,405	3,913,418	1,326,663	4,912,337
EARNINGS ON INVESTMENTS	620,813	26,527	30,377	286,978	96,892	80,332	233,033
STATE SOURCES	1,501,761	1,699,838	1,606,563	10,041,597	10,894,390	7,635,689	873,410
FEDERAL SOURCES	343,781	157,796	187,653	6,377,398	1,680,944	1,108,779	289,677
OTHER SOURCES	597,178	41,262	78,453	746,124	528,579	318,676	154,328
TOTAL REVENUES	13,219,660	2,303,094	3,260,775	21,084,503	17,114,223	10,470,139	6,462,785
EXPENDITURES							
INSTRUCTION	5,432,559	1,155,632	1,523,970	10,950,656	10,130,071	5,685,524	2,640,301
SUPPORTING SERVICES							
STUDENT SERVICES	247,720		12,215	387,070	221,110	169,732	120,840
INSTRUCTIONAL STAFF	119,592	51,551	17,756	1,576,888	237,552	265,470	124,807
DISTRICT ADMINISTRATION	13,586	2,350	3,656	30,404	9,790	2,564	8,980
SCHOOL ADMINISTRATION	581,249	53,595	116,090	979,829	883,046	362,451	271,721
BUSINESS SERVICES	145,747		52,219	188,930	93,291	80,028	82,608
OPERATION & MAINTENANCE OF PLANT	991,932	275,652	288,599	2,032,593	1,827,530	821,858	480,342
STUDENT TRANSPORTATION	647,477	303,420	231,373	1,250,295	566,278	415,914	340,637
CENTRAL SERVICES				64,445	71,152		19,591
OTHER SUPPORT SERVICES				164,800			
NON-INSTRUCTIONAL SERVICES	303,238	396,675	161,195	1,439,256	1,456,106	1,561,046	198,009
DEBT SERVICE	1,772,610	80,796	247,342	759,876	1,259,708	415,122	1,235,726
FACILITIES ACQUISITION & CONSTRUCTION	3,443,888	48,624	2,096,512	1,407,824	235,865	572,753	624,358
CAPITAL PROJECTS (10% OF BASIC)	356,243		88,510	764,319	170,692		238,979
TOTAL EXPENDITURES	14,055,841	2,368,295	4,839,437	21,997,184	17,162,191	10,352,462	6,386,899
EXCESS OR DEFICIENCY OF REVENUES	(836,181)	(65,201)	(1,578,662)	(912,681)	(47,968)	117,677	75,886
OTHER FINANCING SOURCES (USES):							
PROCEEDS FROM SALE OF BONDS							
MISCELLANEOUS	(35,000)	(21,205)		(150,134)	5,002		1
OPERATING TRANSFERS	(35,000)	(21,205)		(150,134)	5,002		1
TOTAL OTHER FINANCING SOURCES							
TOTAL EXCESS OR DEFICIENCY	(871,181)	(86,406)	(1,578,662)	(1,062,815)	(42,966)	117,677	75,887
FUND BALANCES AT BEGINNING OF YEAR	3,219,648	648,097	2,277,289	1,153,034	205,817	722,158	144,004
FUND BALANCES AT END OF YEAR	2,348,467	561,691	698,627	90,219	162,851	839,835	219,891
DETAILS OF FUND BALANCES UNAPPROPRIATED							
GENERAL (M & O) FUND	1,619,306	533,999	142,029		86,801	423,919	33,845
SPECIAL REVENUE FUNDS	168,037	12,045	1,068	6	2,599	(17,751)	
DEBT SERVICE FUND	380,179	453	16,859	12,944	38,883	440,445	131,602
CAPITAL PROJECTS FUNDS	81,026	10,773	78,382	77,269	34,568	(6,837)	51,031
OTHER (includes Food Services)	99,919	1,421	460,289	90,219	162,851	839,835	3,413
TOTAL	2,348,467	561,691	698,627	90,219	162,851	839,835	219,891

275

274

**UTAH STATE OFFICE OF EDUCATION
COMBINED REVENUES, EXPENDITURES, AND CHANGES IN FUND BALANCES
ALL GOVERNMENTAL FUND TYPES INCLUDING FOOD SERVICES
FOR THE FISCAL YEAR ENDED JUNE 30, 1993**

	TINTIC 243	TOOELE 7,295	UNITAH 6,644	WASATCH 3,123	WASHINGTON 14,599	WAYNE 585	WEBER 26,738
AVERAGE DAILY MEMBERSHIP REVENUES							
LOCAL PROPERTY TAXES	243,830	6,950,984	8,873,750	3,262,254	14,032,483	546,875	19,206,791
EARNINGS ON INVESTMENTS	31,689	395,653	453,193	57,304	712,674	27,099	1,615,609
STATE SOURCES	1,433,202	14,816,619	12,458,158	6,333,965	27,521,397	2,187,646	56,810,495
FEDERAL SOURCES	105,261	2,621,122	2,838,450	625,112	2,544,682	229,474	5,999,809
OTHER SOURCES	857,702	1,264,639	678,228	273,353	2,461,736	70,965	6,499,444
TOTAL REVENUES	2,671,683	26,049,017	25,301,779	10,551,988	47,272,972	3,062,059	90,132,148
EXPENDITURES							
INSTRUCTION	925,736	14,967,342	13,295,534	7,145,354	25,722,411	1,727,334	52,475,935
SUPPORTING SERVICES							
STUDENT SERVICES	23,873	555,383	365,613	12,450	864,639	32,112	1,980,706
INSTRUCTIONAL STAFF	66,372	501,553	737,070	100,212	1,502,330	39,663	2,543,228
DISTRICT ADMINISTRATION	2,460	59,651	51,185	3,495	83,519	5,544	289,765
SCHOOL ADMINISTRATION	53,628	1,305,223	1,557,284	368,769	3,005,392	149,251	4,656,809
BUSINESS SERVICES	33,183	328,591	153,432	271	305,824	34,488	586,719
OPERATION & MAINTENANCE OF PLANT	161,928	2,232,931	2,338,423	885,764	3,391,806	294,286	8,882,041
STUDENT TRANSPORTATION	45,570	885,768	1,104,348	426,696	1,860,700	311,952	2,577,811
CENTRAL SERVICES	4,199		50,830	23,980		30,481	617,851
OTHER SUPPORT SERVICES				49,607			137,890
NON-INSTRUCTIONAL SERVICES	57,780	2,226,596	1,983,193	397,465	2,212,514	360,398	5,198,670
DEBT SERVICE	36,010	1,398,550	2,456,827	497,817	4,587,063	115,109	8,509,888
FACILITIES ACQUISITION & CONSTRUCTION	169,324	4,104,273	1,453,207	504,224	8,901,243	143,158	34,793,122
CAPITAL PROJECTS (10% OF BASIC)	9,831	1,997,634	816,725	282,613			76,106
TOTAL EXPENDITURES	1,589,893	30,563,495	26,368,671	10,698,717	52,437,441	3,243,776	123,326,541
EXCESS OR DEFICIENCY OF REVENUES	1,081,790	(4,514,478)	(1,066,892)	(146,729)	(5,164,469)	(181,717)	(33,194,393)
OTHER FINANCING SOURCES (USES):							
PROCEEDS FROM SALE OF BONDS		7,395,522			5,000,000		32,000,000
MISCELLANEOUS							
OPERATING TRANSFERS		7,395,522			5,000,000	(49,659)	32,000,000
TOTAL OTHER FINANCING SOURCES		7,395,522			5,000,000	(49,659)	32,000,000
TOTAL EXCESS OR DEFICIENCY OF REVENUES AND OTHER							
FUND BALANCES AT BEGINNING OF YEAR	1,081,790	2,881,044	(1,066,892)	(146,729)	(164,469)	(231,376)	(1,194,393)
FUND BALANCES AT END OF YEAR	420,021	(2,881,044)	2,072,201	315,141	(2,865,646)	546,675	4,729,418
DETAIL OF FUND BALANCES UNAPPROPRIATED	1,501,811		1,005,309	169,412	(3,030,115)	315,299	3,535,025
GENERAL (M & O) FUND	521,837		683,727	142,285	1,577,693	241,702	1,110,111
SPECIAL REVENUE FUNDS	26,738		173,728	1,444	537	3,184	767,360
DEBT SERVICE FUND	942,963		182,572		(5,256,509)	10,253	507,652
CAPITAL PROJECTS FUNDS	10,274		(34,718)	25,683	201,628	(11,184)	1,149,907
OTHER (Includes Food Services)			1,005,309	169,412	(3,030,115)	315,299	3,535,025
TOTAL	1,501,811		1,005,309	169,412	(3,030,115)	315,299	3,535,025

**UTAH STATE OFFICE OF EDUCATION
COMBINED REVENUES, EXPENDITURES, AND CHANGES IN FUND BALANCES
ALL GOVERNMENTAL FUND TYPES INCLUDING FOOD SERVICES
FOR THE FISCAL YEAR ENDED JUNE 30, 1993**

	SALT LAKE	OGDEN	PROVO	LOGAN	MURRAY	STATEWIDE
AVERAGE DAILY MEMBERSHIP	25,260	12,665	13,513	5,818	6,728	457,388
REVENUES						
LOCAL PROPERTY TAXES	54,434,694	11,924,087	13,840,193	5,604,841	9,085,226	448,909,177
EARNINGS ON INVESTMENTS	1,747,686	487,426	428,070	384,681	327,719	20,330,446
STATE SOURCES	37,022,013	26,618,278	28,338,964	11,188,764	10,597,628	924,646,443
FEDERAL SOURCES	12,013,266	5,594,412	4,310,669	1,276,206	1,273,066	115,750,531
OTHER SOURCES	4,018,640	2,111,953	2,060,641	947,826	657,057	71,627,045
TOTAL REVENUES	109,236,299	46,736,155	48,978,537	19,402,318	21,940,696	1,581,263,642
EXPENDITURES						
INSTRUCTION	58,052,391	25,587,468	29,726,905	11,791,076	12,600,104	894,240,601
SUPPORTING SERVICES						
STUDENT SERVICES	2,155,157	1,765,096	1,450,314	260,824	685,195	35,711,178
INSTRUCTIONAL STAFF	5,719,942	2,278,162	1,805,357	570,492	760,619	51,872,269
DISTRICT ADMINISTRATION	(130,141)	108,184	105,842	45,779	52,709	2,955,793
SCHOOL ADMINISTRATION	4,720,246	3,129,710	2,263,946	805,934	1,197,073	79,710,155
BUSINESS SERVICES	842,569	486,393	436,160	202,241	205,848	11,478,903
OPERATION & MAINTENANCE OF PLANT	8,662,751	4,413,409	3,286,701	1,361,501	2,374,713	136,994,430
STUDENT TRANSPORTATION	1,553,611	1,088,735	892,295	473,125	352,688	42,735,441
CENTRAL SERVICES	987,089	212,253	596,311		213,632	11,305,571
OTHER SUPPORT SERVICES		(25,976)				408,049
NON-INSTRUCTIONAL SERVICES	13,082,085	3,901,495	3,579,400	1,292,210	1,237,566	113,549,908
DEBT SERVICE		1,301,488	2,138,499	6,526,906		99,406,556
FACILITIES ACQUISITION & CONSTRUCTION	11,588,429	8,280,324	7,021,773	5,474,249	1,905,909	197,641,942
CAPITAL PROJECTS (10% OF BASIC)		2,198,762	1,217,318	49,389	259,791	23,286,863
TOTAL EXPENDITURES	107,244,129	54,725,502	54,520,821	28,853,726	21,845,847	1,701,297,658
EXCESS OR DEFICIENCY OF REVENUES	1,992,170	(7,989,347)	(5,542,284)	(9,451,408)	94,849	(120,034,016)
OTHER FINANCING SOURCES (USES):						
PROCEEDS FROM SALE OF BONDS		885,000	10,000,000	32,840		210,357,888
MISCELLANEOUS					(36,455)	(855,647)
OPERATING TRANSFERS					(36,455)	209,502,241
TOTAL OTHER FINANCING SOURCES		885,000	10,000,000	32,840		
TOTAL EXCESS OR DEFICIENCY						
OF REVENUES AND OTHER						
FUND BALANCES AT BEGINNING OF YEAR	1,992,170	(7,104,347)	4,457,716	(9,418,568)	58,394	89,468,225
FUND BALANCES AT END OF YEAR	9,661,108	9,975,242	4,354,254	11,925,330	1,714,125	97,915,615
DETAIL OF FUND BALANCES UNAPPROPRIATED	11,653,278	2,870,896	8,811,970	2,506,762	1,772,519	187,383,841
GENERAL (M & O) FUND	1,900,090	754,370	206,670	931,643	553,027	27,635,105
SPECIAL REVENUE FUNDS	(321,309)	(80,264)	43,365	60,784	(1)	1,332,705
DEBT SERVICE FUND		3,090	108,647	235,184		5,273,078
CAPITAL PROJECTS FUNDS	5,613,398	1,676,410	8,169,397	1,151,784	1,064,759	133,959,074
OTHER (Includes Food Services)	4,461,099	517,290	283,891	127,367	154,734	19,183,879
TOTAL	11,653,278	2,870,896	8,811,970	2,506,762	1,772,519	187,383,841

UTAH STATE OFFICE OF EDUCATION
F4 STATEWIDE SUMMARY OF REVENUES, EXPENDITURES, AND CHANGES IN FINANCIAL POSITION
FUND 10 M & O GOVERNMENTAL
1992 - 1993

	Total		Total		Other Financing Sources and Uses:		Changes in Reserved & Designated Fund Balance:		(Rev - Exp + Other + Chgs + Bal 7/1)	
	Revenues	Expenditures	(Revenues - Expenditures)	Financing Sources	c. Interfund Transfers In	d. Interfund Transfers (Out)	a. (Inc.) Reserved Fund	b. (Inc.) Dec. In Designated		Unappropriated Fund Balance, 1-Jul
ALPINE	104,263,362	101,843,578	2,419,784			719,100	-999,789	-382,482	548,854	867,267
BEAVER	4,526,838	4,563,937	-37,099						230,630	193,531
BOX ELDER	29,725,333	29,148,124	577,209			89,074	-150,000	-188,551	281,776	431,360
CACHE	33,658,958	32,764,821	894,136				-211,635	-243,840	249,725	664,707
CARBON	15,067,738	14,992,648	75,090						208,372	283,462
DAGGETT	1,445,958	1,334,739	111,219						-179,582	-85,325
DAVIS	148,289,616	147,980,084	309,532			5,000	-82,198	-23,718	817,388	799,159
DUCHESNE	13,658,586	13,664,437	-5851				-81,073	-259,956		
EMERY	10,558,912	10,633,633	-74,721					-53,985		
GARFIELD	4,842,904	4,504,092	338,812			11,814			230,764	156,043
GRAND	5,005,331	4,756,138	249,193			15,477		26,194	47,545	404,885
GRANITE	210,550,797	209,403,510	1,147,287	27,480		381,526	-2,500,000	1,266,840	233,782	531,974
IRON	15,950,578	15,122,667	827,911			207,737	-9,817	-150,000	4,718,291	4,278,372
JORDAN	181,408,017	178,516,280	2,891,737			76,486	-561,705	-490,890	1,324,318	1,784,675
JUAB	4,713,903	4,764,690	-50,787				9,878	-14,751	2,687,422	4,603,050
KANE	5,185,075	5,213,358	-28,282	48,000		92,340		70,466	462,512	14,806
MILLARD	12,593,845	13,690,921	-1,097,076	366,311		171,310	1,769	-81,148	1,244,960	389,890
MORGAN	5,298,292	5,130,084	168,208	200		105,433	-50,000	-56,253	1,202,558	368,940
NEBO	42,810,725	42,901,969	-91,244			117,929			120,258	182,414
NO. SANPETE	7,057,284	6,933,568	123,716			2,665		-69,104	132,250	161,600
NO. SUMMIT	3,090,036	3,081,870	8,166					-28,517	121,874	176,486
PARK CITY	8,824,289	8,306,260	518,029			35,000	-156,098	120,000	-17,892	-38,243
PIUTE	1,901,399	1,968,744	-67,345			21,205			1,172,375	1,619,306
RICH	2,372,039	2,323,382	48,657			15,141			525,516	536,999
SAN JUAN	17,865,260	17,786,856	78,404			288,188	-69,343	18,526	89,987	142,029
SEVIER	14,147,131	14,415,362	-268,231					-1,425	355,344	86,801
SO. SANPETE	8,196,645	7,980,082	3,799,023			1,113	27,998	-100,000	77,391	11,718
SO. SUMMIT	4,179,127	4,040,175	138,952	100		74,336	-100,000	-101,022	26,142	33,845
TINTIC	1,577,802	1,397,243	180,559			1,500			342,777	521,837
TOOELE	20,623,428	20,847,917	-224,489			52,978		127,978	43,533	683,727
UINTAH	19,574,831	19,239,039	335,792				99,696	-66,900	315,139	142,285
WASATCH	9,279,926	9,154,677	125,249			9,100		24,312	1,726	1,577,693
WASHINGTON	38,355,279	36,586,937	2,768,342			1,133,968		-18,160	943,319	241,702
WAYNE	2,643,190	2,764,090	-120,900			49,659		408,948	32,263	1,110,111
WEBER	74,682,914	75,038,087	-355,173	71,050			-100,000	2,300,975	1,546,696	1,900,090
SALT LAKE	83,121,137	83,185,426	-64,289				-2,382,387	-76,618	1,900,090	754,370
OGDEN	38,049,393	37,373,426	675,967	3		154,795			155,017	206,670
PROVO	39,948,241	40,557,435	-609,194			786,847		-193,633	206,670	931,643
LOGAN	15,842,547	15,469,223	373,324						558,319	558,319
MURRAY	18,591,785	18,447,661	144,124			135,580	-13,378	-16,058	302,759	553,027
TOTALS	1,279,478,452	1,267,827,170	15,233,741	603,088	1,653,137	3,236,325	-7,321,330	1,955,890	22,127,396	27,222,904



UTAH STATE OFFICE OF EDUCATION
F4 STATEWIDE SUMMARY OF REVENUES, EXPENDITURES, AND CHANGES IN FINANCIAL POSITION
FUND 21 TRANSPORTATION GOVERNMENTAL
1992 - 1993

	Other Financing Sources and Uses:		Changes in Reserved & Designated Fund Balance:		Unappropriated Fund Balance, 1-Jul	(Rev - Exp + Other + Chgs + Bal 7/1)
	Misc. Other Financing Sources		a. (inc.) Reserved Fund Designated			
	Total Revenues	Total Expenditures	(Revenues - Expenditures)	b. (inc.) Dec. In		
ALPINE						
BEAVER						
BOX ELDER	147,779	140,418	7,361	15,000	9,251	1,612
CACHE	174,368	185,264	-10,896		10,895	
CARBON	157,542	157,669	-127		34,063	33,936
DAGGETT	23,255	20,788	2,467	1,756	-711	
DAVIS	887,492	887,492	1			
DUCHESNE	133,057	133,056	1			
EMERY	148,854	89,105	59,749		-21,620	38,129
GARFIELD	30,960	33,572	-2,612		20,296	17,684
GRAND	44,951	61,306	-16,355	3,319	19,674	
GRANITE	857,992	856,689	1,303		14,927	16,230
IRON	172,419	172,419				
JORDAN	513,047	507,118	5,929	5,929		
JUAB	40,242	43,614	-3,372		35,082	31,710
KANE	36,917	46,349	-9,432		14,162	4,730
MILLARD	224,780	264,546	-39,766	47,511	87,277	
MORGAN	40,466	40,809	-343		343	
NEBO	338,338	345,134	-6,796	1,054	7,850	
NO. SANPETE	35,873					
NO. SUMMIT	38,944	38,944				
PARK CITY	274,680	260,965	13,715		377	377
PIUTE					52,129	63,634
RICH	35,772	35,772				
SAN JUAN	88,433	90,301	-1,867		4,371	2,504
SEVIER						
SO. SANPETE						
SO. SUMMIT	105,076	109,448	3,750,651		85,992	6,141
TINTIC	4,981	6,243	-4,372	50,634	55,006	
TOOELE	161,857	202,000	-1,262	1,500	66	304
UINTAH	159,158	147,455	11,703		42,220	136,652
WASATCH						
WASHINGTON	352,482	352,482				
WAYNE	11,129	8,924	2,205		5,280	7,805
WEBER	275,564	275,564				
SALT LAKE						
OGDEN	167,644	249,235	-61,591		-52,077	-133,667
PROVO	365,352	328,084	37,268		106,537	
LOGAN	166,155	179,681	-13,526	143,805	13,526	
MURRAY	69,130	137,394	-68,264	16,058	84,322	
TOTALS	6,284,691	6,443,712	3,591,630	-24,892	287,143	711,968
					42,340	227,782
					-2,210	

282

283

UTAH STATE OFFICE OF EDUCATION
F4 STATEWIDE SUMMARY OF REVENUES, EXPENDITURES, AND CHANGES IN FINANCIAL POSITION
FUND 22 TORT LIABILITY GOVERNMENTAL
1992 - 1993

	Other Financing Sources and Uses:		Changes in Reserved & Designated Fund Balance:		Unappropriated Fund Balance, 1-Jul	Other + Chgs + Bal 7/1)
	Misc. Other Financing Sources	c. Interfund Transfers In	d. Interfund Transfers (Out)	e. (Inc.) Reserved Fund Designated		
Total Revenues	Total Expenditures	(Revenues - Expenditures)				
ALPINE						
BEAVER						
BOX ELDER	80,005	77,061	2,944		-1,737	1,207
CACHE						
CARBON	47,305	38,379	8,926		43,839	52,765
DAGGETT						
DAVIS	423,268	423,268				
DUCHESNE	41,773	41,712	61			
EMERY	30,411	27,000	3,411	140,909		
GARFIELD						
GRAND	5,932	9,592	-3,660	12,158		12,789
GRANITE						15,818
IRON	86,572	37,796	48,776			9,938
JORDAN	918,231	847,674	70,557			58,714
JUAB						
KANE	7,721	7,313	408			647
MILLARD	39,612	42,381	-2,769			239
MORGAN	6,302	6,310	-8	57,922		60,691
NEBO	124,880	124,323	557			8
NO. SANPETE	17,936	17,936				
NO. SUMMIT	5,785	5,785				
PARK CITY	26,350	13,586	12,764			13,815
PIUTE	3,827	2,350	1,477			3,312
RICH	2,596	3,656	-1,060			2,128
SAN JUAN	26,972	26,209	764			1,113
SEVIER						
SO. SANPETE						
SO. SUMMIT		7,408	-7,408			31,109
TINTIC						
TOOELE	75,308	51,663	23,645			
UINTAH	42,765	39,733	3,032			
WASATCH						
WASHINGTON	70,185	83,519	-13,334			
WAYNE						
WEBER	204,978	204,978				
SALT LAKE						
OGDEN	89,918	61,125	28,793			24,137
PROVO	97,207	86,642	10,565			39,262
LOGAN	33,785	31,396	2,389	49,827		-2,389
MURRAY	47,102	45,345	1,757	13,378		11,621
TOTALS	2,556,726	2,364,140	192,587	-1,606	168,104	325,642
						247,052

289

284



**UTAH STATE OFFICE OF EDUCATION
F4 STATEWIDE SUMMARY OF REVENUES, EXPENDITURES, AND CHANGES IN FINANCIAL POSITION
FUND 23 NON K-12 GOVERNMENTAL
1992 - 1993**

	Other Financing Sources and Uses:				Changes in Reserved & Designated Fund Balance:			(Rev - Exp + Other + Chgs + Bal 7/1)	
	Total Revenues	Total Expenditures	(Revenues - Expenditures)	Misc. Other Financing Sources	d. Interfund Transfers (Out)	a. (Inc.) Dec. In Reserved Fund	b. (Inc.) Dec. In Designated		Unappropriated Fund Balance, 1-Jul
ALPINE	2,384,625	2,360,222	24,403		106,198	946		58,306	129,655
BEAVER	329,232	271,667	57,565		31,034	24,000			91,871
BOX ELDER	385,340	399,339	-13,999					39,359	56,394
CACHE	320,098	353,835	-33,737	27,450		3,771		10,058	
CARBON	380,598	380,598							
DAGGETT	10,003	7,581	2,422						5,505
DAVIS	2,464,625	2,476,852	-12,227			14,393		26,620	
DUCHESNE	171,518	148,782	22,736		226,754			-22,736	226,754
EMERY									
GARFIELD	34,570	21,215	13,355						
GRAND	126,936	125,600	1,336					4,273	17,628
GRANITE	4,450,146	4,685,322	-235,176	15,666	235,176			11,038	28,040
IRON	247,192	251,311	-4,119						
JORDAN	3,204,192	3,260,144	-55,952					4,297	178
JUAB	93,695	93,695						55,952	
KANE	44,267	43,458	809						
MILLARD	104,706	247,233	-142,527		140,449			33,885	34,694
MORGAN	57,766	47,451	10,314		7,163			2,836	757
NEBO	728,599	728,599						-17,477	
NO. SANPETE	95,799	82,416	13,383					-13,383	
NO. SUMMIT	58,194	58,194							
PARK CITY									
PIUTE	112,924	106,722	6,202						
RICH	13,581	7,461	6,120		15,141			5,843	12,045
SAN JUAN	525,703	536,118	-10,415					6,796	
SEVIER	272,443	274,846	-2,403		5,002			-28,057	
SO. SANPETE	900,038	811,190	88,848						
SO. SUMMIT	34,342	32,450	1,892		11,912			-13,804	20,168
TINTIC	18,697	16,706	1,991					18,177	
TOOELE	446,370	475,575	-29,205		32,013			-2,808	
UINTAH	459,770	459,770							
WASATCH									
WASHINGTON	353,450	355,352	-1,902					2,439	537
WAYNE	27,120	53,379	-26,259					21,638	-4,621
WEBER									
SALT LAKE	8,040,556	8,246,745	-206,729						-206,729
OGDEN	458,353	414,836	43,518						
PROVO	1,045,803	1,074,578	-28,775		42,824			-43,518	43,365
LOGAN	196,312	183,440	12,872		7,182			-42,824	60,784
MURRAY	216,645	203,725	12,920		92,912	12,921		-92,912	-1
TOTALS	28,814,207	29,295,947	-570,588	43,116	956,843	56,031	-145,529	282,398	510,209

256

287

BEST COPY AVAILABLE

UTAH STATE OFFICE OF EDUCATION
F4 STATEWIDE SUMMARY OF REVENUES, EXPENDITURES, AND CHANGES IN FINANCIAL POSITION
FUND 24 RECREATION GOVERNMENTAL
1992 - 1993

	Other Financing Sources and Uses:				Changes in Reserved & Designated Fund Balance:			(Rev - Exp + Other + Chgs + Bal 7/1)	
	Total Revenues	Total Expenditures	(Revenues - Expenditures)	Misc. Other Financing Sources	c. Interfund Transfers In	d. Interfund Transfers (Out)	a. (Inc.) Dec. In Reserved Fund		b. (Inc.) Dec. In Designated
ALPINE	557,050	949,436	-392,346		421,530	106,198		77,014	43,985
BEAVER	41,872	107,316	-65,444					109,429	42,580
BOX ELDER	752,329	724,037	28,292					14,288	
CACHE									
CARBON	71,578	86,125	-14,547					61,939	47,392
DAGGETT	25,815	22,610	3,205			3,083		-122	
DAVIS	846,612	846,612							
DUCHESNE	151,265	115,830	35,435			226,754		191,319	23,806
EMERY	701,054	637,434	63,620					-39,814	19,428
GARFIELD	37,199	17,902	19,297					131	
GRAND	54,274	63,569	-9,295			15,666		24,961	
GRANITE	2,020,104	2,097,010	-76,906		46,350			30,556	
IRON	342,129	305,719	36,410					57,681	70,591
JORDAN	971,663	833,854	137,809					2,470	140,279
JUAB	21,190	26,035	-4,845					10,237	5,392
KANE									
MILLARD									
MORGAN	85,585	82,191	3,395			7,163		3,768	
NEBO	293,728	359,167	-65,439			1,054		66,493	
NO. SANPETE									
NO. SUMMIT	113,735	113,702	33					-409	-376
PARK CITY	174,843	139,381	35,462				460	41,902	77,824
PiUTE									
RICH	17,888	17,888							
SAN JUAN	76,053	68,900	7,153						7,153
SEVIER									
SO. SANPETE									
SO. SUMMIT	172,312	165,063	7,249			7,249		3,878	6,265
TINTIC	4,261	1,874	2,387						
TOOELE	240,341	249,000	-8,659			2,808			
UINTAH	232,607	244,461	-11,854					11,467	5,687
WASATCH	62,015	70,508	-8,493		9,100			837	1,444
WASHINGTON	251,014	282,747	-31,733					31,733	
WAYNE									
WEBER	293,403	293,403							
SALT LAKE	1,822,184	1,941,994	-119,810					75,626	-115,580
OGDEN	252,369	265,421	-13,052					13,525	473
PROVO	513,978	502,188	11,790			42,824		31,034	
LOGAN	197,484	205,191	-7,707					14,888	-1
MURRAY	514,529	443,153	71,376			222,590		151,214	
TOTALS	11,912,503	12,279,720	-367,217		469,798	635,389	-70,936	992,119	376,342

UTAH STATE OFFICE OF EDUCATION
F4 STATEWIDE SUMMARY OF REVENUES, EXPENDITURES, AND CHANGES IN FINANCIAL POSITION
FUND 31 DEBT SERVICE GOVERNMENTAL
1992 - 1993

	Other Financing Sources and Uses:			Changes in Reserved & Designated Fund Balance:			(Rev - Exp + Other + Chgs + Bal 7/1)
	Total Revenues	Total Expenditures	(Revenues - Expenditures)	Misc. Other Financing Sources	a. (Inc.) Reserved Fund Dec. In Designated	b. (Inc.) Dec. In Designated	
ALPINE	8,604,938	8,552,434	52,504				362,580
BEAVER	299,075	514,238	-215,163				194,022
BOX ELDER	1,785,006	1,863,521	-78,515				6,996
CACHE	1,834,364	2,009,139	-174,775				
CARBON	1,154,022	1,099,457	54,565				
DAGGETT	214,750	124,876	89,874				
DAVIS	13,643,508	13,332,340	311,168				
DUCHESNE	230,853	230,853					
EMERY	7,951,048	7,951,048					
GARFIELD	659,839	623,855	35,984				
GRAND							
GRANITE	10,971,756	10,965,813	5,943	46,831			28,669
IRON	616,354	346,607	269,747				
JORDAN	9,810,516	9,350,445	460,071				129
JUAB	590,129	684,283	-94,154		93,748		652,433
KANE	556,158	545,394	10,764				406
MILLARD	3,331,463	3,658,699	-327,236		646,689		1,505,921
MORGAN	393,475	347,823	45,651				9,059
NEBO	2,264,391	2,251,165	13,226				37,510
NO. SANPETE	639,157	598,469	40,688				143,447
NO. SUMMIT	263,568	263,568					
PARK CITY	1,854,188	1,639,622	214,566				165,613
PIUTE	82,522	80,796	1,726				-1,273
RICH	264,201	247,342	16,859				453
SAN JUAN	457,201	582,311	-125,110				16,859
SEVIER	1,355,623	1,259,708	95,915		138,054		12,944
SO. SANPETE	264,526	415,122	-150,596				
SO. SUMMIT	1,139,232	1,165,015	-25,783				157,385
TINTIC	36,010	36,010					
TOOELE	1,435,362	1,398,550	36,812				
UINTAH	2,174,662	2,265,161	-90,499				86,787
WASATCH	546,638	497,817	48,821				43,151
WASHINGTON	4,794,647	4,587,063	207,584				238,952
WAYNE	148,956	115,109	33,857				37,487
WEBER	6,887,248	8,509,888	-1,622,640	2,390,000			71,344
SALT LAKE							767,360
OGDEN	1,304,578	1,301,488	3,090				3,090
PROVO	2,984,859	2,100,502	884,357				108,685
LOGAN	385,143	6,437,552	-6,052,409	5,910,000			377,593
MURRAY							
TOTALS	91,929,975	97,953,083	-5,872,511	8,346,831	321,025	-1,510,110	5,615,935
							5,273,019

**UTAH STATE OFFICE OF EDUCATION
F4 STATEWIDE SUMMARY OF REVENUES, EXPENDITURES, AND CHANGES IN FINANCIAL POSITION
FUND 32 CAPITAL PROJ GOVERNMENTAL
1992 - 1993**

	Other Financing Sources and Uses:				Changes in Reserved & Designated Fund -			Unappropriated Fund Balance, 1-Jul		
	Total Revenues	Total Expenditures	(Revenues - Expenditures)	School Building Revolving	Misc. Other Financing Sources	c. Interfund Transfers In	d. Interfund Transfers (Out)		a. (Inc.) Reserved Fund Dec. In	b. (Inc.) Dec. In Designated
ALPINE	2,377,840	20,912,739	-18,534,899	29,695,775	71,362			-486,425	-7,580,602	5,647,526
BEAVER	374,061	477,070	-103,009	7,788,776						160,750
BOX ELDER	2,583,903	2,350,811	233,092		79,404	73,040	85,511		-30,015	225,204
CACHE	4,014,020	2,387,251	1,626,769	15,212,100	16,211				-16,855,080	
CARBON	1,461,940	1,563,945	-102,005							
DAGGETT	92,927	113,116	-20,189			20,000				1,186,821
DAVIS	6,536,030	12,141,414	-5,605,384	459,515	619,000			777,050	3,749,819	-22,236
DUCHESNE	2,243,870	5,178,430	-2,934,560	2,938,368	2,232			-4,608		1,160,324
EMERY	756,572	1,933,205	-1,176,633							1,183,843
GARFIELD	227,856	364,004	-136,148		436,170		30,342			219,324
GRAND	1,199,714	1,085,591	114,123		2,459					82,829
GRANITE	12,413,889	12,470,796	-56,907		1,780,030					665,513
IRON	2,016,055	1,865,066	150,989	3,949,992	7,635	207,737			-1,433,256	274,177
JORDAN	14,151,134	15,824,774	-1,673,640	75,000,000	445,237		93,748		-4,149,992	753,657
JUAB	281,789	1,889,900	-1,608,111		5,500					2,642,241
KANE	466,884	242,581	224,303		31,810					1,247,171
MILLARD	2,633,341	6,996,491	-4,363,151	4,000,000	23,358	646,689		48,271		10,033,521
MORGAN	410,610	363,479	47,131		511					43,331
NEBO	3,345,204	9,938,945	-6,593,741	16,000,000	336,032			35,300	532,660	-647,382
NO. SANPETE	271,588	440,272	-168,684		972,960				-790,000	398,056
NO. SUMMIT	322,355	321,939	416							86,400
PARK CITY	2,184,163	3,443,888	-1,259,725		104,591			3,105,018	-2,000,000	131,142
PIUTE	98,060	48,624	49,436							-38,663
RICH	438,522	2,092,512	-1,653,990		2,297				10,406	1,719,669
SAN JUAN	1,436,934	1,407,824	29,111		9,056					48,158
SEVIER	199,657	170,692	28,965						126	736
SO. SANPETE	376,795	572,753	-195,958							
SO. SUMMIT	525,584	611,760	-86,176							137,207
TINTIC	994,763	169,324	825,439							117,524
TOOELE	1,928,903	4,104,273	-2,175,370	7,395,522	7,341		29,205		-5,903,686	705,398
UINTAH	1,603,036	1,453,207	149,829		13,997		3,712		881	21,577
WASATCH	346,250	328,831	17,419						206,000	26,801
WASHINGTON	1,729,745	8,901,243	-7,171,498	5,000,000	61,404	1,133,968		-250,220	-9,950,814	5,670,431
WAYNE	80,507	143,158	-62,651						-52,471	125,375
WEBER	2,888,744	34,793,122	-31,904,378	32,000,000					-232,785	644,815
SALT LAKE	7,224,124	6,861,118	363,006							2,696,232
OGDEN	3,281,959	8,280,324	-4,998,365	885,000	3,006,337		154,795	-297,382	4,300,896	1,434,102
PROVO	2,252,316	3,700,045	-1,447,729	10,000,000	206,908		593,215			3,433
LOGAN	1,821,290	5,474,249	-3,652,959	32,840	188,436					4,583,467
MURRAY	2,063,946	1,905,909	158,037							906,722
TOTALS	89,656,880	183,324,676	-93,471,838	210,357,888	8,485,055	2,081,434	990,528	2,959,335	-40,177,913	44,275,196

UTAH STATE OFFICE OF EDUCATION
 F4 STATEWIDE SUMMARY OF REVENUES, EXPENDITURES, AND CHANGES IN FINANCIAL POSITION
 FUND 32 CAPITAL PROJ GOVERNMENTAL
 1992 - 1993

	Balance: (Rev - Exp + Other + Chgs + Bal 7/1)
ALPINE	8,812,737
BEAVER	7,846,517
BOX ELDER	495,214
CACHE	
CARBON	1,084,816
DAGGETT	-22,425
DAVIS	
DUCHESNE	1,161,756
EMERY	7,210
GARFIELD	489,004
GRAND	231,742
GRANITE	955,380
IRON	440,538
JORDAN	74,525,254
JUAB	945,882
KANE	1,503,284
MILLARD	10,388,689
MORGAN	90,972
NEBO	9,662,869
NO. SANPETE	412,332
NO. SUMMIT	86,816
PARK CITY	81,026
PIUTE	10,773
RICH	78,382
SAN JUAN	77,269
SEVIER	38,883
SO. SANPETE	
SO. SUMMIT	51,031
TINTIC	942,963
TOOELE	
UINTAH	182,572
WASATCH	
WASHINGTON	-5,256,509
WAYNE	10,253
WEBER	507,652
SALT LAKE	5,613,398
OGDEN	1,676,410
PROVO	8,169,397
LOGAN	1,151,784
MURRAY	1,064,759
TOTALS	133,518,629



UTAH STATE OFFICE OF EDUCATION
F4 STATEWIDE SUMMARY OF REVENUES, EXPENDITURES, AND CHANGES IN FINANCIAL POSITION
FUND 40 BLDG RESERVE GOVERNMENTAL
1992 - 1993

	Other Financing Sources and Uses:		Changes in Reserved & Designated Fund Balance:		(Rev - Exp + Other + Chgs + Bal 7/1)
	Total Revenues	Total Expenditures	(Revenues - Expenditures)	Misc. Other Financing Sources	
ALPINE					
BEAVER					
BOX ELDER					
CACHE					
CARBON					
DAGGETT	6,228		6,228	20,000	-20,000
DAVIS					
DUCHESNE					
EMERY					
GARFIELD					
GRAND	287,884	56,086	231,798		731,798
GRANITE					
IRON					
JORDAN					
JUAB					
KANE					
MILLARD					
MORGAN	172,370	272,821	-100,452	5,000,000	4,899,548
NEBO					
NO. SANPETE					
NO. SUMMIT	7,671	146,237	-138,566		14,877
PARK CITY					
PIUTE					
RICH	15,462		15,462		452,878
SAN JUAN					
SEVIER					
SO. SANPETE					
SO. SUMMIT	411,486		411,486	-471,486	
TINTIC					
TOOELE					
UINTAH					
WASATCH					
WASHINGTON					
WAYNE					
WEBER					
SALT LAKE	5,624,684	4,737,311	887,373		3,941,383
OGDEN					
PROVO	143,104	3,321,728	-3,178,624	884,395	2,294,229
LOGAN					
MURRAY					
TOTALS	6,668,889	8,534,183	-1,865,295	884,395	4,893,676
				20,000	2,411,690
					9,621,253



UTAH STATE OFFICE OF EDUCATION
F4 STATEWIDE SUMMARY OF REVENUES, EXPENDITURES, AND CHANGES IN FINANCIAL POSITION
FUND 51 FOOD SERVICES ENTERPRISE
1992 - 1993

	Total Revenues	Total Expenditures	(Revenues - Expenditures)	Other Financing Sources and Uses:			Changes in Reserved & Designated Fund Balance:			(Rev - Exp + Other + Chgs + Bal 7/1)
				Misc. Other Financing Sources	c. Interfund Transfers In	a. Interfund Transfers (Out)	a. (Inc.) Reserved Fund	b. (Inc.) Dec. In Designated	Unappropriated Fund Balance, 1-Jul	
ALPINE	6,549,958	5,976,342	573,616				1,496,649		2,070,265	
BEAVER	198,784	203,242	-4,458				18,447		13,989	
BOX ELDER	2,109,942	2,069,390	40,552				209,519		250,071	
CACHE	2,214,142	2,368,224	-154,082			59,284	110,095		15,297	
CARBON	1,124,052	1,037,316	86,736				106,790		193,526	
DAGGETT	39,069	48,271	-9,202		5,000		-1,410		-5,612	
DAVIS	11,707,917	11,907,329	-199,412				319,401		119,989	
DUCHESNE	836,214	793,832	42,382				118,656		161,038	
EMERY	748,955	856,248	-107,293				47,551		-59,742	
GARFIELD	200,392	220,977	-20,585		11,814		8,771			
GRAND	230,153	212,188	17,965							
GRANITE	11,490,237	11,299,381	190,856	-23,436		1,411	7,470	23,436	26,846	
IRON	995,719	996,886	-1,167				2,763,845		2,954,701	
JORDAN	11,289,641	11,585,548	-295,907				-31,379		-36,800	
JUAB	420,747	422,370	-1,622				805,260		484,943	
KANE	277,863	295,031	-17,168				57,040		55,418	
MILLARD	1,057,063	1,084,495	-27,432		92,340	94,226	-2		75,170	
MORGAN	386,257	382,786	3,470		30,861		50,997		148,652	
NEBO	3,485,339	3,532,215	-46,876				19,303		22,773	
NO. SANPETE	623,661	631,535	-7,874				-375,606		-422,482	
NO. SUMMIT	162,416	162,215	201				33,424		25,550	
PARK CITY	357,020	303,238	53,782		35,000	1,384	9,753		99,919	
PIUTE	108,189	124,723	-16,534		21,205		-3,250		1,421	
RICH	156,970	153,734	3,236				4,175		7,411	
SAN JUAN	799,404	903,138	-103,734		103,734					
SEVIER	1,139,369	1,177,185	-37,816			-1,516	73,900		34,568	
SO. SANPETE	732,135	684,856	47,279				-4,042		3,413	
SO. SUMMIT	173,014	165,559	7,455				6,936		10,274	
TINTIC	44,411	41,073	3,337				48,226			
TOOELE	1,614,954	1,619,668	-4,714				-43,512		-34,718	
UINTAH	1,489,480	528,423	961,057				20,276		25,683	
WASATCH	379,174	340,514	38,660				1,532		201,628	
WASHINGTON	2,039,851	1,857,162	182,689				18,939		11,184	
WAYNE	162,276	173,460	-11,184		49,659		-29,433		1,149,902	
WEBER	5,673,242	5,198,670	474,572				675,330		904,070	
SALT LAKE	5,225,798	4,835,800	389,998				514,072		517,290	
OGDEN	3,641,872	3,486,660	155,212				362,078		283,891	
PROVO	2,604,214	2,504,822	99,392				184,499		127,367	
LOGAN	1,157,026	1,108,770	48,256				79,111		154,734	
MURRAY	1,068,320	1,033,841	34,479				162,800		9,569,463	
TOTALS	84,715,240	83,327,117	1,340,844	-23,436	349,613	95,565	7,889,725	-40,302	9,569,463	

UTAH STATE OFFICE OF EDUCATION
F4 STATEWIDE SUMMARY OF REVENUES, EXPENDITURES, AND CHANGES IN FINANCIAL POSITION
FUNDS 52-59 ENTERPRISE PROPRIETARY
1992 - 1993

	Total		(Revenues - Expenditures)	Other Financing Sources and Uses:		Changes in Reserved & Designated Fund Balance:		(Rev - Exp + Other + Chgs + Bal 7/1)
	Revenues	Expenditures		Misc. Other Financing Sources	c. Interfund Transfers In	d. Interfund Transfers (Out)	a. (Inc.) Dec. In Reserved Fund	
ALPINE	462,874	618,949	-156,075		121,000		119,079	84,004
BEAVER								
BOX ELDER								
CACHE								
CARBON								
DAGGETT								
DAVIS	2,104,109	1,988,615	115,494				1,262,254	1,377,748
DUCHESNE								
EMERY								
GARFIELD								
GRAND								
GRANITE	490,435	720,115	-229,680		100,000		206,320	76,640
IRON								
JORDAN	209,008	141,128	67,880				296,901	364,781
JUAB	484		484				11,466	11,950
KANE								
MILLARD	1,215		1,215				16,321	17,536
MORGAN	43,789	43,789						
NEBO								
NO. SANPETE								
NO. SUMMIT								
PARK CITY								
PIUTE								
RICH								
SAN JUAN	99,953	120,056	-20,103		46,400		1,710,089	1,736,386
SEVIER								
SO. SANPETE								
SO. SUMMIT								
TINTIC								
TOOELE	25,108	57,391	-32,283				-33,242	65,525
UINTAH								
WASATCH								
WASHINGTON								
WAYNE								
WEBER								
SALT LAKE								
OGDEN	191,521	191,521						
PROVO								
LOGAN								
MURRAY								
TOTALS	3,628,496	3,881,564	-253,068		267,400		-33,242	3,687,955
								3,669,045

UTAH STATE OFFICE OF EDUCATION
F4 STATEWIDE SUMMARY OF REVENUES, EXPENDITURES, AND CHANGES IN FINANCIAL POSITION
FUNDS 60-69 INTERNAL SRVC ENTERPRISE*
1992 - 1993

	Total Revenues	Total Expenditures	(Revenues - Expenditures)	Other Financing Sources and Uses:		Changes in Reserved & Designated Fund Balance:		Unappropriated Fund Balance, 1-Jul	(Rev - Exp + Other + Chgs + Bal 7/1)
				Misc. Other Financing Sources	c. Interfund Transfers In	d. Interfund Transfers (Out)	a. (Inc.) Dec. In Reserved Fund		
ALPINE	10,643,272	10,708,234	-64,962		177,517			2,348,070	2,460,625
BEAVER									
BOX ELDER									
CACHE									
CARBON									
DAGGETT									
DAVIS	425,430	424,211	1,269					6,602	7,871
DUCHESNE									
EMERY									
GARFIELD									
GRAND									
GRANITE									
IRON									
JORDAN	19,689,620	18,000,982	1,688,638					-1,532,257	156,381
JUAB									
KANE									
MILLARD									
MORGAN									
NEBO									
NO. SANPETE									
NO. SUMMIT									
PARK CITY									
PIUTE									
RICH									
SAN JUAN	351,895	339,278	12,617						285,330
SEVIER									
SO. SANPETE									
SO. SUMMIT									
TINTIC									
TOOELE									
UINTAH									
WASATCH									
WASHINGTON									
WAYNE									
WEBER	5,004,881	5,175,692	-170,811					295,459	124,648
SALT LAKE	95,611	104,589	-8,978					8,453	-525
OGDEN									
PROVO									
LOGAN									
MURRAY	294,467	53,033	241,434					240,765	
TOTALS	36,505,226	34,806,019	1,699,207		177,517			1,652,422	3,046,947

UTAH STATE OFFICE OF EDUCATION
F4 STATEWIDE SUMMARY OF REVENUES, EXPENDITURES, AND CHANGES IN FINANCIAL POSITION
FUNDS 70-79 TRUST & AGENCY FIDUCIARY
1992 - 1993

	Total		(Revenues - Expenditures)	Other Financing Sources and Uses:		Changes in Reserved & Designated Fund Balance:			(Rev - Exp + Other + Chgs + Bal 7/1)
	Revenues	Expenditures		Misc. Other Financing Sources	c. Interfund Transfers In	d. Interfund Transfers (Out)	a. (inc.) Reserved Fund	b. (inc.) Dec. in Designated	
ALPINE	801,537	793,785	7,752					328,445	336,197
BEAVER									
BOX ELDER	759,542	693,810	65,732					138,763	142,921
CACHE	3,108,967	2,964,781	144,186					498,242	58,149
CARBON	1,019,791	1,014,759	5,032					312,184	317,216
DAGGETT	39,540	41,305	-1,765					8,919	7,154
DAVIS	649,757	642,166	7,591					169,498	177,089
DUCHESNE	18,959	21,128	-2,169					13,377	11,208
EMERY	702,155	702,155							
GARFIELD									
GRAND									
GRANITE	6,342	29	6,313						
IRON	741,000	729,474	11,526					14,137	20,450
JORDAN	102,547	102,333	214			313		68,070	79,909
JUAB	227,367	237,793	-10,427					104,686	104,900
KANE									-10,427
MILLARD	84,218	82,440	1,778					56,443	58,221
MORGAN	124,104	123,131	973					30	1,955
NEBO									
NO. SANPETE								952	
NO. SUMMIT								181,224	
PARK CITY	73,183	70,414	2,769					2,169	4,938
PIUTE									
RICH									
SAN JUAN	32,574	36,655	-4,081					33,025	28,944
SEVIER	1,562,770	1,461,134	101,636		5,002			263,667	360,301
SO. SANPETE									
SO. SUMMIT	139,848	129,472	10,376						10,376
TINTIC									
TOOELE	1,261,147	1,266,846	-5,699						
UINTAH									
WASATCH									
WASHINGTON	66,138	55,684	10,454					28,518	38,972
WAYNE	120,240	131,904	-11,664					-9,699	-11,664
WEBER	969,848	976,347	-6,499					54,772	48,273
SALT LAKE	320,909	206,258	114,651					149,735	260,346
OGDEN	195,531	135,321	60,210					119,122	179,331
PROVO	6,162,640	5,995,175	167,465						167,465
LOGAN									
MURRAY	215,261	295,748	-80,487					93,813	92,326
TOTALS	19,505,914	18,910,047	595,866	79,000	5,002	-3,727	-453,978	2,266,692	2,484,551



UTAH STATE OFFICE OF EDUCATION
F4 STATEWIDE SCHEDULES A & B

1992 - 1993

SCHEDULE A - Unrestricted Grants-in-Aid (Minimum School Program, WPU's only)

	3055 Regular School Program K-12	3060 Necessarily Ex Small Schs	3065 Professional Staff Costs	3070 Administrative Costs	UNRESTRICTED GRANTS-IN-AID	Total Local Funds	State Aid
ALPINE	56,376,959		5,031,853	68,540	61,477,352	12,554,547	48,922,805
BEAVER	810,978	337,367	174,985	68,540	1,391,870		391,870
BOX ELDER	15,806,300	401,893	1,382,349	68,540	17,659,082	6,249,424	11,409,658
CACHE	17,760,676		1,616,506	68,540	19,445,722	3,779,868	15,665,854
CARBON	7,302,826	283,563	675,841	68,540	8,330,770	3,305,527	5,025,243
DAGGETT	269,931	315,539	40,897	69,213	695,580	486,779	208,801
DAVIS	61,340,279		6,827,917	68,540	68,236,736	2,784,087	68,236,736
DUCHESNE	6,137,341	568,942	575,574	68,540	7,350,397	4,566,310	4,566,310
EMERY	4,949,273	260,532	469,492	68,540	5,747,837	5,747,837	
GARFIELD	1,725,244	862,138	186,159	68,540	2,842,081	723,696	2,118,385
GRAND	2,257,105	126,303	198,874	68,540	2,650,822	1,179,304	1,471,518
GRANITE	109,230,657		10,293,726	68,540	119,592,923	33,987,119	85,605,804
IRON	7,899,944	193,922	745,299	68,540	8,907,705	3,036,680	5,871,025
JORDAN	69,413,857		8,751,688	68,540	78,234,085	78,234,085	78,234,085
JUAB	2,296,509	25,011	183,318	68,540	2,573,378	1,051,167	1,522,211
KANE	975,849	714,418	232,586	68,540	1,991,393	1,991,393	
MILLARD	5,433,533	173,773	441,677	68,540	6,117,523	6,117,523	
MORGAN	2,725,127		248,082	68,540	3,041,749	884,074	2,157,675
NEBO	24,391,660		2,122,988	68,540	26,583,188	6,275,020	20,308,168
NO. SANPETE	3,314,361	84,626	302,557	68,540	3,770,084	824,491	2,945,593
NO. SUMMIT	1,327,963	180,479	141,793	68,540	1,718,775	772,920	945,855
PARK CITY	3,661,000		344,815	68,540	4,074,355	4,074,355	
PIUTE	547,265	335,280	83,154	68,540	1,034,239	211,088	823,151
RICH	98,475	386,791	100,554	68,540	654,360	654,360	
SAN JUAN	4,448,895	757,760	476,359	68,540	5,751,554	1,996,828	3,754,726
SEVIER	6,900,013	316,896	617,656	68,540	7,903,105	2,073,225	5,829,880
SO. SANPETE	3,562,469	55,061	361,477	68,540	4,047,547	4,047,547	
SO. SUMMIT	1,586,690	194,847	148,584	68,540	1,998,661	1,998,661	
TINIC	221,748	404,434	67,981	68,540	762,703	762,703	
TOOLE	10,350,496	499,464	938,375	68,540	11,856,875	4,027,754	7,829,121
UINTAH	9,353,515	109,104	816,123	68,540	10,347,282	5,157,061	5,190,221
WASATCH	2,675,636	26,002	379,326	68,540	3,149,504	1,309,065	1,840,439
WASHINGTON	20,674,475	237,390	1,982,062	68,540	22,962,467	7,566,935	15,395,532
WAYNE	900,241	400,634	95,056	68,540	1,464,471	331,435	1,133,036
WEBER	37,738,496	48,529	3,506,614	68,540	41,362,179	9,979,149	31,383,030
SALT LAKE	6,235,571		3,440,574	68,540	9,744,685	9,744,685	
OGDEN	10,583,774		1,501,758	68,540	12,154,072	12,154,072	
PROVO	18,022,282		1,609,614	67,114	19,698,960	7,395,736	12,303,224
LOGAN	8,121,282		697,186	68,540	8,887,008	2,844,234	6,042,774
MURRAY	9,460,320		808,790	68,540	10,337,650	5,185,658	5,151,992
TOTALS	556,888,965	8,300,698	58,620,219	2,740,847	626,550,729	143,911,247	482,639,482

UTAH STATE OFFICE OF EDUCATION
F4 STATEWIDE SCHEDULES A & B

1992 - 1993

SCHEDULE B - Restricted Grants-in-Aid (Minimum School Program, WPU's only)											
	3155 Special Education - Regular	3165 Self-contained Special Ed.	3170 Extended Yr. Program Severely Disabled	3175 Special Education - State	3205 Applied Technology Education -	3205 Applied Technology Ed. - Summer	3210 Applied Technology Ed. -	3215 Applied Technology Ed. -	3255 Youth-in- Custody	3265 Accelerated Learning -	
ALPINE	5,733,376	1,164,188	13,243	102,492	1,796,082			74,516	269,591	90,213	
BEAVER	131,764	6,398	2,037	22,900	175,202			8,035		4,328	
BOX ELDER	1,503,853	395,513	3,849	41,334	619,850			60,800		30,079	
CACHE	1,612,314	328,742	6,338	37,411	645,787			19,054	72,270	32,988	
CARBON	1,161,641	132,406	4,346	31,170	452,798			43,845	34,846	13,359	
DAGGETT	25,948	2,980		22,900	57,641			6,346		1,088	
DAVIS	7,698,109	1,709,447	27,619	140,785	2,816,411			166,777	208,055	147,076	
DUCHESNE	1,096,972	264,986	10,867	26,238	278,820			10,704	32,624	12,377	
EMERY	397,648	10,287	1,992	42,172	194,518		1,000	39,697		9,637	
GARFIELD	144,858	11,095	1,268	22,900	231,874			66,482	3,300	4,604	
GRAND	355,793	47,807	3,804	22,900	135,926					4,407	
GRANITE	1,954,268	2,685,817	30,361	168,265	3,656,422			69,616	1,471,050	166,030	
IRON	705,367	105,371	2,536	26,992	340,543			76,735	230,622	11,475	
JORDAN	1,051,371	2,146,062	28,683	138,733	3,012,751			7,702	298,709	178,277	
JUAB	321,732	62,376	2,669	22,500	138,652				12,250		
KANE	159,957	24,859	5,976	33,282	169,670			7,653			
MILLARD	790,610	83,026	9,508	27,446	406,192			44,196	39,373	5,108	
MORGAN	203,720	1,018	2,174	22,900	169,667			8,320		5,062	
NEBO	1,779,930	334,825	3,396	50,194	1,001,818			19,445	177,609	64,354	
NO. SANPETE	456,861	59,320	9,746	22,900	171,844			8,652	44,068	6,316	
NO. SUMMIT	109,546	7,450	611	22,900	109,364			7,145		2,813	
PARK CITY	286,628	55,254	1,529	31,776	99,206			11,908	7,513	6,800	
PIUTE	58,959	1,490		22,900	66,623			6,619		1,652	
RICH	89,255	13,121	204	22,900	78,317		1,531	6,504		2,192	
SAN JUAN	789,700	173,253		26,540	338,671			41,064	76,679	10,144	
SEVIER	900,433	81,530	1,132	22,900	276,636			61,125	73,256	10,248	
SO. SANPETE	480,258	44,032	2,445	22,900	247,518			16,814		7,779	
SO. SUMMIT	181,399	32,722	679	22,900	145,319			7,531		3,309	
TINTIC	58,406	4,454		22,900	64,117						
TOOELE	1,017,132	241,368	5,886	32,982	538,953			15,310		20,154	
UINTAH	1,298,124	360,604	9,961	37,008	291,142		44,871	12,202	101,874	17,578	
WASATCH	483,979	125,759	2,037	26,626	375,034			10,187	3,500	8,159	
WASHINGTON	1,638,302	325,753	5,094	43,853	795,268		38,361	16,877	53,897	39,039	
WAYNE	94,271	37,721		22,900	99,810					2,353	
WEBER	4,482,480	1,008,936	20,103	66,318	1,740,587			138,892	200,808	69,513	
SALT LAKE	5,286,269	1,364,052	40,682	95,352	890,511			52,704	254,633	64,741	
OGDEN	2,903,924	1,025,164	6,927	47,879	567,913			18,906	646,796	31,854	
PROVO	4,116,648	778,118	17,556	52,673	855,009		8,669	33,201	310,828	34,015	
LOGAN	756,992	154,805	8,241	7,457	141,152			10,704	13,551	15,152	
MURRAY	877,086	222,976	2,852	28,049	263,313			22,262	2,037	17,571	
TOTALS	1,683,227	24,456,931	13,669	174,949	1,228,530	4,639,739	4,639,739	4,639,739	4,639,739	4,639,739	4,639,739



UTAH STATE OFFICE OF EDUCATION
F4 STATEWIDE SCHEDULES A & B

1992 - 1993

	3270		3275		3280		3290		3295 Class		3355		TOTAL	
	Accelerated Learning -	Accelerated Learning -	At Risk Students	Career Ladders	Reduction -	Program	Local	RESTRICTED GRANTS-IN-AID	Local Funds	State Aid				
ALPINE	95,579	66,325	196,045	2,985,337	373,162	1,451,658	14,411,807	14,411,807	14,411,807	14,411,807	563,719	563,719	563,719	563,719
BEAVER	416		10,631	117,786	24,223	59,999	563,719	563,719	563,719	563,719	4,094,368	4,094,368	4,094,368	4,094,368
BOX ELDER	14,438	690	50,627	847,230	109,117	416,988	4,094,368	4,094,368	4,094,368	4,094,368	4,318,622	4,318,622	4,318,622	4,318,622
CACHE	25,759	2,804	40,705	926,466	110,662	457,322	4,318,622	4,318,622	4,318,622	4,318,622	2,578,952	2,578,952	2,578,952	2,578,952
CARBON	1,369	32,236	26,970	406,548	42,078	195,340	2,578,952	2,578,952	2,578,952	2,578,952	171,193	171,193	171,193	171,193
DAGGETT		937	10,000	25,962	2,315	15,076	171,193	171,193	171,193	171,193	20,208,594	20,208,594	20,208,594	20,208,594
DAVIS	150,819	23,226	339,300	4,193,177	548,806	2,038,987	20,208,594	20,208,594	20,208,594	20,208,594	2,338,777	2,338,777	2,338,777	2,338,777
DUCHESNE		18,981	22,380	352,465	39,761	171,602	2,338,777	2,338,777	2,338,777	2,338,777	1,052,850	1,052,850	1,052,850	1,052,850
EMERY	51	7,544	11,859	276,036	55,460	114,169	1,167,070	1,167,070	1,167,070	1,167,070	677,922	677,922	677,922	677,922
GARFIELD			10,515	106,513	10,680	63,833	677,922	677,922	677,922	677,922	810,732	810,732	810,732	810,732
GRAND			11,969	133,987	29,530	61,140	810,732	810,732	810,732	810,732	30,176,011	30,176,011	30,176,011	30,176,011
GRANITE	183,708	3,469	486,991	5,678,632	775,661	2,831,109	30,176,011	30,176,011	30,176,011	30,176,011	1,411,529	1,411,529	1,411,529	1,411,529
IRON	7,213	1,909	42,442	412,679	49,927	207,773	2,144,849	2,144,849	2,144,849	2,144,849	25,758,213	25,758,213	25,758,213	25,758,213
JORDAN	197,768	37,128	382,720	5,094,909	642,868	2,471,499	25,758,213	25,758,213	25,758,213	25,758,213	787,664	787,664	787,664	787,664
JUAB		256	10,450	134,098	15,313	59,667	787,664	787,664	787,664	787,664	629,054	629,054	629,054	629,054
KANE	207	1,304	10,000	128,392	11,838	70,808	629,054	629,054	629,054	629,054	1,947,351	1,947,351	1,947,351	1,947,351
MILLARD	1,454	8,259	28,239	316,679	37,573	144,381	1,947,351	1,947,351	1,947,351	1,947,351	660,904	660,904	660,904	660,904
MORGAN	3,116	4,346	10,772	143,813	15,827	70,169	660,904	660,904	660,904	660,904	5,665,220	5,665,220	5,665,220	5,665,220
NEBO	20,926	26,236	80,247	1,319,383	158,400	628,457	5,665,220	5,665,220	5,665,220	5,665,220	1,087,852	1,087,852	1,087,852	1,087,852
NO. SANPETE		4,390	12,525	182,369	21,489	87,372	1,087,852	1,087,852	1,087,852	1,087,852	391,518	391,518	391,518	391,518
NO. SUMMIT	311	4,346	10,103	77,921		39,008	391,518	391,518	391,518	391,518	838,539	838,539	838,539	838,539
PARK CITY	8,933	511	14,185	192,751		94,266	838,539	838,539	838,539	838,539	231,122	231,122	231,122	231,122
PIUTE			10,090	38,216	1,673	22,900	231,122	231,122	231,122	231,122	316,016	316,016	316,016	316,016
RICH		2,250	10,090	54,497	4,761	30,394	316,016	316,016	316,016	316,016	2,045,115	2,045,115	2,045,115	2,045,115
SAN JUAN	520	11,421	83,266	321,739	58,039	140,619	2,045,115	2,045,115	2,045,115	2,045,115	2,073,678	2,073,678	2,073,678	2,073,678
SEVER	3,636	23,815	33,293	357,132	38,731	186,171	2,073,678	2,073,678	2,073,678	2,073,678	1,210,820	1,210,820	1,210,820	1,210,820
SO. SANPETE		11,302	14,063	230,518	25,349	107,842	1,210,820	1,210,820	1,210,820	1,210,820	554,433	554,433	554,433	554,433
SO. SUMMIT		5,132	10,206	91,514	7,849	45,873	554,433	554,433	554,433	554,433	217,988	217,988	217,988	217,988
TINTIC	113	613	1,313	45,603	1,416	19,053	217,988	217,988	217,988	217,988	2,852,476	2,852,476	2,852,476	2,852,476
TOOELE	4,467	1,585	57,937	571,928	65,368	279,406	2,852,476	2,852,476	2,852,476	2,852,476	3,078,248	3,078,248	3,078,248	3,078,248
UINTAH	2,077	10,978	56,221	526,067	65,882	243,659	3,078,248	3,078,248	3,078,248	3,078,248	2,814,895	2,814,895	2,814,895	2,814,895
WASATCH	6,105	3,749	10,811	240,181	54,760	113,121	1,464,008	1,464,008	1,464,008	1,464,008	4,790,084	4,790,084	4,790,084	4,790,084
WASHINGTON	19,217	36,106	78,464	1,036,937	138,585	541,208	4,790,084	4,790,084	4,790,084	4,790,084	384,447	384,447	384,447	384,447
WAYNE		3,196	10,103	58,944	5,662	32,610	384,447	384,447	384,447	384,447	11,218,306	11,218,306	11,218,306	11,218,306
WEBER	62,459	34,971	190,522	2,011,540	225,299	965,878	11,218,306	11,218,306	11,218,306	11,218,306	11,550,389	11,550,389	11,550,389	11,550,389
SALT LAKE	63,256	23,056	225,661	1,981,818	310,141	897,513	11,550,389	11,550,389	11,550,389	11,550,389	7,030,454	7,030,454	7,030,454	7,030,454
OGDEN	7,478	10,697	167,188	1,016,731	137,427	441,570	7,030,454	7,030,454	7,030,454	7,030,454	8,169,469	8,169,469	8,169,469	8,169,469
PROVO	52,176	24,079	104,860	1,087,692	133,182	471,577	8,169,469	8,169,469	8,169,469	8,169,469	1,887,624	1,887,624	1,887,624	1,887,624
LOGAN	13,088	20,866	21,416	447,626	66,526	210,048	1,887,624	1,887,624	1,887,624	1,887,624	2,308,201	2,308,201	2,308,201	2,308,201
MURRAY	7,376	6,555	36,983	513,450	64,080	243,611	2,308,201	2,308,201	2,308,201	2,308,201	179,036,204	179,036,204	179,036,204	179,036,204
TOTALS	34,685,266	4,506,699	16,743,676	182,811,810	3,775,606	179,036,204	179,036,204	179,036,204	179,036,204	179,036,204	179,036,204	179,036,204	179,036,204	179,036,204

UTAH STATE OFFICE OF EDUCATION
F4 STATEWIDE REVENUES / RECEIPTS
10 MAINTENANCE AND OPERATION FUND
1992 - 1993

	1000 REVENUES FROM LOCAL SOURCES										1800 Community Service
	1100 Ad Valorem Taxes	1105 Ad Valorem Taxes (Spec. Trans)	1200 Local Governmental Units Other	1310 Tuition From Pupils or Parents	1405 Transportation Fees (Spec.)	1410 Transportation Pupil Fees	1500 Earnings on Investments	1505 Earnings on Investments (Spec Trans)	1700 Student Activities		
ALPINE	14,985,016			547,917		267,772	1,191,046				
BEAVER	1,359,303	20,555		1,284			23,498				
BOX ELDER	6,627,946			26,592			222,601				
CACHE	4,424,593			39,607			287,188		26,098		
CARBON	3,717,208				29,187		100,799				
DAGGETT	494,826						15,928				874
DAVIS	22,498,581			1,281,102			789,656				203,308
DUCHESNE	2,702,486		2,784	5,233			102,800				2,836
EMERY	7,482,709						357,067				
GARFIELD	723,696			730			34,394				
GRAND	1,288,762			8,874			95,847				
GRANITE	48,452,905			534,848			1,949,191				
IRON	4,715,397			33,383			272,279				
JORDAN	35,803,580			499,225			1,040,956				
JUAB	1,149,522			13,272			37,058				
KANE	1,121,269			14,999		535	43,698				
MILLARD	9,204,681			5,530			222,448				
MORGAN	808,730		103,062	159,073			156,296				
NEBO	6,906,016			21,062			5,074				855
NO. SANPETE	901,636			1,460			62,384				
NO. SUMMIT	772,920						315,353				
PARK CITY	6,738,209						26,527				
PIUTE	211,088						7,072				
RICH	755,686						286,978				
SAN JUAN	1,996,828						84,960				
SEVIER	2,303,987	95,284	11,464	9,941			80,332		9,823		
SO. SANPETE	786,035		3,500	1,925			233,033				
SO. SUMMIT	2,867,189			4,206			13,719				
TINTIC	151,185						110,077		61,571		
TOOELE	3,884,910			8,288			392,184				
UINTAH	5,157,061			20,789			318,626				
WASATCH	2,369,366					6,768	27,099				
WASHINGTON	7,622,704		972,763				674,291		2,455,352		109,485
WAYNE	331,435						145,602				
WEBER	10,848,345			42,941			241,665				
SALT LAKE	41,637,902	553,741		96,713			409,645				
OGDEN	7,734,501		6,343	140,916			256,020				40
PROVO	8,699,521			66,393			249,260				
LOGAN	3,564,260		37,319	91,133							
MURRAY	7,093,143			32,121							
TOTALS	290,895,138	669,580	1,137,235	3,713,651	36,490	615,905	12,303,754	2,552,844		321,206	

UTAH STATE OFFICE OF EDUCATION
F4 STATEWIDE REVENUES / RECEIPTS
10 MAINTENANCE AND OPERATION FUND
1992 - 1993

	3000 REVENUES FROM STATE SOURCES									
	1900 Other Revenues From Local	1905 Other Revenues (Spec Trans)	TOTAL REVENUES LOCAL	Unrestricted Grants-in-Aid, Min Sch Pgm	Restricted Grants-in-Aid, Min Sch Pgm	3405 Social Security and Retirement	3415 Pupil Transportation To and From	3425 Contingency Fund - USU	3430 Contingency Fund - OOS	3435 Incentives for Excellence
ALPINE	659,542		17,651,293	48,922,805	14,411,807	13,605,552	3,003,807			38,563
BEAVER	31,497		1,436,137	1,391,870	563,719	631,506	94,208			6,793
BOX ELDER	160,157		7,037,296	11,409,658	4,094,368	4,079,776	1,230,146			14,120
CACHE	239,394		5,051,463	15,665,854	4,318,622	4,415,017	1,572,936		17,858	15,169
CARBON	318,673		4,184,545	5,025,243	2,578,952	2,019,200	446,145		95,169	9,602
DAGGETT	1,566		513,194	208,801	171,193	170,725	76,023			1,01C
DAVIS	2,141,490		26,914,137	68,236,736	20,208,594	19,596,619	2,734,840			
DUCHESNE	11,169		2,864,540	4,566,310	2,338,777	1,801,199	552,312			
EMERY	95,643		7,935,419		114,220	1,280,079	434,643			
GARFIELD	21,011		779,831	2,118,385	677,922	625,013	139,206			
GRAND	112,610		1,506,093	1,471,518	810,732	641,482	188,939			
GRANITE	1,774,176		52,798,169	85,605,804	30,176,011	26,178,486	3,315,862			
IRON	92,156		5,115,264	5,871,025	1,411,529	2,029,434	622,995			
JORDAN	2,952,455		40,296,216	78,234,085	25,758,213	23,075,188	3,493,219			
JUAB	11,923		1,211,775	1,522,211	787,664	616,248	120,461			
KANE	80,143		1,275,643	1,991,393	629,054	671,808	121,454			
MILLARD	76,851		9,517,930	2,157,675	660,904	1,526,276	558,649			
MORGAN	212,710		1,183,408	20,308,168	5,665,220	673,613	239,548			
NEBO	221,736		7,448,337	2,945,593	1,087,852	5,719,071	993,099			
NO. SANPETE	98,846		1,027,473	945,855	391,518	903,492	288,470			
NO. SUMMIT	32,617		869,381			387,757	148,995			
PARK CITY	146,860		7,200,422			901,156	346,480			
PIUTE	14,087		251,702	823,151	231,122	261,726	141,326			
RICH	187		762,945	654,360	316,016	305,634	161,472			
SAN JUAN	295,771		2,579,577	3,754,726	2,045,115	1,533,723	1,283,101			
SEVIER	119,184		2,624,820	5,829,880	2,073,678	1,820,139	445,043			
SO. SANPETE	51,673		929,788	4,047,547	1,210,820	1,127,027	218,645			
SO. SUMMIT	6,476		3,118,212			467,891	164,750		24,519	
TINTIC	1,065		165,969	762,703	217,988	197,861	38,134			
TOOELE	10,023		4,075,407	7,829,121	2,852,476	2,682,243	523,039			
UINTAH	79,481		5,649,515	5,190,221	3,078,248	2,461,340	772,394		44,793	
WASATCH	111,859		2,545,297	1,840,439	2,814,895	1,101,010	332,489			
WASHINGTON	554,411		9,468,504	15,395,532	4,790,084	5,090,130	1,301,117			
WAYNE	19,185		377,719	1,133,036	384,447	343,808	168,311			
WEBER	872,802		15,120,278	31,383,030	11,218,306	9,477,863	1,844,504			
SALT LAKE	812,314		44,569,242	9,744,685	11,550,389	9,716,079	1,125,643			
OGDEN	1,027,489		9,150,914	12,154,072	7,030,454	5,008,212	594,562			
PROVO	501,280		9,685,203	12,303,224	8,169,469	4,896,224	642,657			
LOGAN	139,710		4,088,442	6,042,774	1,887,624	1,868,513	391,217		104,229	
MURRAY	191,627		7,566,151	5,151,992	2,308,201	2,289,413	179,301			
TOTALS	14,301,849		326,547,651	482,639,482	179,036,204	162,197,532	31,050,142	262,049	39,182	350,994

UTAH STATE OFFICE OF EDUCATION
 F4 STATEWIDE REVENUES / RECEIPTS
 10 MAINTENANCE AND OPERATION FUND
 1992 - 1993

	3445 Regional Service Centers	3450 Awards For Excellence	3455 Areas Not Served By ATC's	3460 Class Size Reduction -	3500 Experimental/ Developmental	3555 Voted Leeway	3560 Board Leeway	3700 Revenues From Other State	3710 Driver Education (Behind/Wheel)	3760 ATIs Education In Public
ALPINE		10,000		327,479	253,027		981,921	820,282	232,350	28,271
BEAVER					67,181			8,730		
BOX ELDER		10,000		96,694	77,267		22,539	75,438	82,710	9,300
CACHE				113,354	77,617	321,334	321,334	50,008	100,356	
CARBON				35,998	51,629	7,638		8,095	43,415	
DAGGETT				932	33,927			9,620		3,000
DAVIS				496,054	243,306	1,328,856	1,328,857	62,889	402,290	
DUCHESNE				35,641	39,819			11,269	40,900	
EMERY					53,306			182,059	23,240	8,500
GARFIELD				9,902	64,862	39,238		4,980		
GRAND					38,679			87,080	10,730	
GRANITE					233,285	1,115,011	1,115,011	53,610	384,564	11,694
IRON		10,000		701,911	41,449			30	59,040	8,034
JORDAN				587,272	238,779	1,224,170	1,224,170	143,532	438,110	7,000
JUAB				13,747	31,202			13,013	10,170	
KANE				10,834	38,316	15,836	15,836	579	13,940	
MILLARD		10,000		30,639	85,340				26,910	
MORGAN				16,776	39,834	20,852	20,852	7,950		
NEBO				147,371	92,771	259,635	259,635	36,776	125,730	5,400
NO. SANPETE				18,523	41,419		61,589	-1,216	20,015	
NO. SUMMIT				16,438	36,536			41,958	3,825	
PARK CITY				28,426	41,373			14,060	14,060	3,000
PIUTE				2,330	34,596	17,998	17,998	2,505		
RICH				4,893	37,404			3,210		
SAN JUAN		10,000			45,182		13,307	887,196	20,780	
SEVIER				40,192	61,030		95,767	38,119	29,650	
SO. SANPETE				23,300	43,199		107,258	1,900	10,860	6,000
SO. SUMMIT				9,087	37,157			3,651	5,055	
TINTIC				2,446	34,107	19,540	17,527	11,888	1,560	
TOOELE				62,677	90,983				51,480	2,200
UINTAH				61,512	57,165			25,205	31,000	16,083
WASATCH					44,249				11,805	
WASHINGTON					83,062	84,997	21,976	97,387	97,650	
WAYNE				126,285	35,421			3,645	3,645	
WEBER				4,310	126,995	550,988		871,058	161,960	3,158
SALT LAKE				212,124	142,145			602,574	190,920	
OGDEN				244,648	230,748	121,194	121,194	106,560	86,760	
PROVO		30,709		114,402	82,217	127,934	70,363	651,218	96,814	
LOGAN				113,587	97,535	55,236	55,236		37,987	
MURRAY				58,366	60,576			1,238	69,445	
				60,580						
TOTALS		80,709		3,879,524	3,264,705	5,234,531	5,651,972	4,888,375	2,971,741	111,640



UTAH STATE OFFICE OF EDUCATION
 F4 STATEWIDE REVENUES / RECEIPTS
 10 MAINTENANCE AND OPERATION FUND
 1992 - 1993

	4000 REVENUES FROM FEDERAL SOURCES									
	3900 Revenues		4100 Impacted		4190 Other		4200		4300	
	3800 Supplementals	From Other State	REVENUES, STATE	STATE REVENUE REDUCTIONS	LOCAL FUNDS	NET STATE REVENUES	Area Aid, PL 874	Unrestricted Grants-in-Aid	Unrestricted Grants-in-Aid	Restricted Grants-in-Aid
ALPINE			82,635,864			82,635,864				17,238
BEAVER	83,547		2,847,554			2,847,554				
BOX ELDER	323,459		21,557,996			21,557,996	47,132			5,366
CACHE	312,371		27,379,141			27,379,141	11,068			
CARBON	31,586		10,257,503			10,257,503	20,630			
DAGGETT	50,000		725,231			725,231	56,041			
DAVIS	868,655	147,024	115,654,720			115,654,720	1,153,394			52,925
DUCHESNE	128,725	275,000	9,789,952			9,789,952	308,636			19,822
EMERY			2,104,340			2,104,340	97,667			
GARFIELD		90,299	3,775,857			3,775,857	30,693			
GRAND			3,258,759			3,258,759	4,906			
GRANITE	190,593		149,081,842			149,081,842	82,019			
IRON	20,607	25,327	10,151,264			10,151,264				
JORDAN	928,723		135,396,948			135,396,948	45,128		77,071	9,096
JUAB	100,583	16,492	3,238,771			3,238,771				21,024
KANE	73,761		3,573,783			3,573,783	31,072	13,185		
MILLARD	123,338	23,192	2,392,982			2,392,982	6,729			
MORGAN	107,245		3,931,560			3,931,560				
NEBO			33,353,241			33,353,241				90,426
NO. SANPETE	97,647		5,470,893			5,470,893	27,182			
NO. SUMMIT	129,635		2,108,973			2,108,973				
PARK CITY	29,955	739	1,368,089			1,368,089				
PIUTE	74,750	770	1,614,310	29,449		1,584,861				
RICH	13,138		1,502,288			1,502,288				
SAN JUAN		23,479	9,624,902			9,624,902	2,840,700			183,717
SEVIER	115,825		10,558,603			10,558,603	165,053			
SO. SANPETE	9,250		6,860,396			6,860,396	5,541			
SO. SUMMIT	130,830	46,672	849,095			849,095				3,528
TINTIC	45,555		1,352,048			1,352,048				
TOOELE	157,983	58,537	14,364,583			14,364,583	771,597			9,268
UINTAH	315,316		11,992,401			11,992,401	649,167	54,731	60,500	
WASATCH	126,751		6,281,934			6,281,934				
WASHINGTON	290,620		27,372,947			27,372,947				20,701
WAYNE	107,674		2,208,396	64,397		2,143,999	15,092			
WEBER			55,872,938			55,872,938	1,024,435			251,110
SALT LAKE	292,275	261,962	33,582,203			33,582,203	98,327			112,166
OGDEN	320,553	60,325	25,935,923			25,935,923	379,777			19,437
PROVO	86,827		27,607,692			27,607,692				
LOGAN	226,760	35,649	10,871,283			10,871,283				
MURRAY	198,778		10,330,359			10,330,359				
TOTALS	6,026,488	1,152,295	888,837,565	93,846		888,743,719	7,871,986	67,916	137,571	815,824

UTAH STATE OFFICE OF EDUCATION
 F4 STATEWIDE REVENUES / RECEIPTS
 10 MAINTENANCE AND OPERATION FUND
 1992 - 1993

	4511 ESEA Chapter I - Disadvantaged	4512 ESEA Chapter II - Block Grant	4524 IDEA-Handicap Part B,	4525 IDEA-D Personnel Training	4529 ESEA-Title VII -	4530 Vocational Education	4590 Other Restricted Grants-in-Aid,	4810 Federal Forest Service	4900 Other Revenues From Federal	TOTAL REVENUES, FEDERAL
ALPINE	1,454,445	301,186	1,337,148	73,317		246,585	467,749	8,191	78,537	3,976,205
BEAVER	136,249	20,459	54,022			20,825		7,339	3,401	243,147
BOX ELDER	469,486	109,044	353,282			54,271		19,855		1,119,819
CACHE	415,232	94,841	331,684	1,536		164,381		1,292	116,779	1,228,353
CARBON	203,808	43,801	240,664			50,905		25,486		625,690
DAGGETT	26,073	4,100	17,677			3,629			2,777	135,783
DAVIS	1,404,537	417,793	2,007,671			313,355		76,133		5,720,759
DUCHESNE	297,426	42,207	157,357			42,015		9,104	5,921	1,002,095
EMERY	167,428	28,878	129,184	8,318		4,100		86,685	5,000	519,153
GARFIELD	68,475	22,362	39,484			33,412		2,460		287,216
GRAND	105,637	15,980	77,920							225,385
GRANITE	3,614,588	429,174	2,464,181			711,674		20,147		8,609,328
IRON	345,996	27,492	142,329	10,179	2,009	27,828	1,307,692			5,714,853
JORDAN	2,096,156	512,109	1,879,295			584,867	497,194			684,050
JUAB	113,040	16,719	98,601			17,467	6,386			263,357
KANE	125,507	13,755	70,540			6,800	59,727			335,649
MILLARD	239,954	30,131	232,708		41,477	49,371			3,900	682,933
MORGAN	50,228	17,827	76,559			14,716			71,162	182,616
NEBO	879,227	121,025	590,022			120,585				2,009,147
NO. SANPETE	288,393	18,067	75,933			27,061			1,250	558,918
NO. SUMMIT	34,648	10,068	24,946			7,745				111,682
PARK CITY	36,101	22,014	61,292			10,862			18,288	255,778
PIUTE	22,541	2,154	22,038			3,588				64,836
RICH	48,740	5,543	27,854			13,879				106,262
SAN JUAN	852,081	34,597	169,699			151,577			1,554,647	5,650,575
SEVIER	271,691	40,350	160,229			34,000			14,300	963,708
SO. SANPETE	197,575	13,486	117,991			10,881				406,461
SO. SUMMIT	71,458	10,075	40,938			12,671			8,388	194,100
TINIC	31,484		16,477			4,009				59,785
TOOELE	377,219	63,620	277,421			100,056				1,710,389
UINTAH	540,883	55,790	370,959	14,616		88,177				1,932,915
WASATCH	169,283	25,038	94,822			28,683			58,071	452,695
WASHINGTON	661,873	108,420	427,333			114,979				1,513,828
WAYNE	44,286	11,572	23,492			4,147				121,472
WEBER	787,530	193,816	1,025,907			104,011			151,099	3,689,698
SALT LAKE	2,205,957	211,619	844,943		216,530	556,781			29,296	4,928,760
OGDEN	1,219,557	76,019	532,595			256,743		2,202	13,080	2,962,556
PROVO	881,770	91,888	617,050			287,557			491,809	2,602,346
LOGAN	271,036	42,975	206,357			100,038			23,535	694,017
MURRAY	220,163	53,129	252,017			69,311			37,147	695,275
TOTALS	21,447,761	3,359,123	15,690,622	107,966	260,016	4,460,897	5,602,752	724,670	2,694,491	63,241,594



UTAH STATE OFFICE OF EDUCATION
 F4 STATEWIDE REVENUES / RECEIPTS
 10 MAINTENANCE AND OPERATION FUND
 1992 - 1993

	1000 PAYMENTS FROM OTHER DISTRICTS			5000 OTHER FINANCING SOURCES			5800 Decrease In Designated Fund Balance
	1320 Tuition from Other LEAs Within	1330 Tuition From Other LEAs Outside	1420 Trans. Fees From Other LEAs	5200 Interfund Transfers	5200 Interfund Transfers - M	5700 Decrease In Reserved Fund Balance	
ALPINE							
BEAVER							
BOX ELDER		10,222					
CACHE				3,771			
CARBON							
DAGGETT		71,750		11,756			86,924
DAVIS				14,393			
DUCHESNE	1,999			140,999			
EMERY							
GARFIELD				30,342			
GRAND	15,094			15,477		7,328	26,194
GRANITE	61,458						
IRON							
JORDAN							
JUAB				76,486		9,878	
KANE							
MILLARD							
MORGAN	708			105,433		1,769	24,285
NEBO				2,665		117,929	6,248
NO. SANPETE							
NO. SUMMIT							
PARK CITY							
PIUTE							
RICH	544			4,789			34,573
SAN JUAN							120,000
SEVIER							
SO. SANPETE							
SO. SUMMIT	17,720			1,113			18,526
TINTIC				27,998			279,127
TOOELE				74,336			
UINTAH				52,978		99,696	1,185,464
WASHINGTON							
WAYNE				98			
WEBER				18,160			408,948
SALT LAKE	40,932						2,382,387
OGDEN				154,795			
PROVO	53,000			786,847			
LOGAN	188,805						
MURRAY				135,580			
TOTALS	380,260	555,021	10,206	1,657,926	236,600	4,572,676	



UTAH STATE OFFICE OF EDUCATION
 F4 STATEWIDE REVENUES / RECEIPTS
 10 MAINTENANCE AND OPERATION FUND
 1992 - 1993

	5801 Decrease In Designated Fund Balance	5900 Miscellaneous Other	TOTAL OTHER FINANCING SOURCES	10 MAINTENANCE AND OPERATION
ALPINE				104,263,362
BEAVER				4,526,838
BOX ELDER				29,725,333
CACHE		-27,450	-23,679	33,635,279
CARBON				15,067,738
DAGGETT			11,756	1,457,714
DAVIS			14,393	148,304,009
DUCHESNE			227,833	13,886,419
EMERY				10,558,912
GARFIELD			30,342	4,873,246
GRAND			48,999	5,054,330
GRANITE		27,480	27,480	2,10,578,277
IRON				15,950,578
JORDAN			76,486	181,484,503
JUAB			9,878	4,723,781
KANE		48,000	48,000	5,233,075
MILLARD		366,311	497,799	13,091,644
MORGAN		200	6,448	5,304,740
NEBO			120,594	42,931,319
NO. SANPETE				7,057,284
NO. SUMMIT			34,573	3,124,609
PARK CITY			120,000	8,944,289
PIUTE		100,033	104,822	2,006,221
RICH			18,526	2,390,565
SAN JUAN			279,127	18,144,387
SEVIER			1,113	14,148,244
SO. SANPETE			27,998	8,224,643
SO. SUMMIT		100	74,436	4,253,563
TINTIC				1,577,802
TOOELE			1,238,442	21,861,870
UINTAH			99,696	19,674,527
WASATCH	24,312		24,410	9,304,336
WASHINGTON			18,160	38,373,439
WAYNE		71,050	479,998	3,123,188
WEBER			2,382,387	77,065,301
SALT LAKE			154,795	83,275,932
OGDEN		3	3	38,049,396
PROVO		17,361	804,208	40,752,449
LOGAN				15,842,547
MURRAY			135,580	18,727,365
TOTALS	24,312	603,088	7,094,602	1,286,573,054

UTAH STATE OFFICE OF EDUCATION
 F4 STATEWIDE REVENUES / RECEIPTS
 21 SPECIAL TRANSPORTATION FUND
 1992 - 1993

	1000 REVENUES FROM LOCAL SOURCES				3000 REVENUES FROM STATE SOURCES				5000 OTHER
	1100 Ad Valorem Taxes	1400 Transportation Fees	1500 Earnings on Investments	1900 Other Revenues From Local	TOTAL REVENUES LOCAL	3405 State Retirement	3410 Social Security	TOTAL REVENUES -STATE	
ALPINE									
BEAVER									
BOX ELDER	109,113	38,666			147,779			147,779	
CACHE	174,368				174,368			174,368	
CARBON	157,542				157,542			157,542	
DAGGETT	23,255				23,255			23,255	
DAVIS	843,062			44,430	887,492			887,492	
DUCHESNE	129,112		3,945		133,057			133,057	
EMERY	148,854				148,854			148,854	
GARFIELD	30,960				30,960			30,960	
GRAND	41,891	2,070	990		44,951			44,951	
GRANITE	789,841				789,841			789,841	
IRON	171,522			897	172,419			172,419	
JORDAN	509,380		3,667		513,047			513,047	
JUAB	22,621	16,049	1,571		40,242			40,242	
KANE	36,917				36,917			36,917	
MILLARD	220,258		4,522		224,780			224,780	
MORGAN	33,545		132		33,677			33,677	
NEBO	236,219	74,324			310,543		11,113	321,656	
NO. SANPETE	35,873				35,873			35,873	
NO. SUMMIT	34,352				34,352			34,352	
PARK CITY	265,015	9,539		126	274,680			274,680	
PIUTE									
RICH	32,517				32,517			32,517	
SAN JUAN	88,433			3,255	91,688			91,688	
SEVIER									
SO. SANPETE									
SO. SUMMIT	105,076				105,076			105,076	
TINTIC	4,151				4,151			4,151	
TOOELE	161,857				161,857			161,857	
UINTAH	147,163		11,995		159,158			159,158	
WASHINGTON									
WAYNE	352,482				352,482			352,482	
WEBER	11,129				11,129			11,129	
SALT LAKE	239,012				239,012			239,012	
OGDEN	167,644				167,644			167,644	
PROVO	293,829	70,470	1,053		365,352			365,352	
LOGAN	135,137	31,018			166,155			166,155	
MURRAY	46,899	22,134	97		69,130			69,130	
TOTALS	5,799,031	264,270	27,972	48,708	6,139,981	133,299	11,410	144,709	6,284,691
									-24,892

UTAH STATE OFFICE OF EDUCATION
 F4 STATEWIDE REVENUES / RECEIPTS
 21 SPECIAL TRANSPORTATION FUND
 1992 - 1993

	FINANCING SOURCES			TOTAL OTHER FINANCING SOURCES	21 SPECIAL TRANSPORTATION FUND
	5700 Decrease In Reserved Fund Balance	5800 Decrease In Designated Fund Balance	5900 Miscellaneous Other		
ALPINE					147,779
BEAVER					174,368
BOX ELDER					157,542
CACHE					23,255
CARBON					887,492
DAGGETT					133,057
DAVIS					148,854
DUCHESNE					30,960
EMERY					44,951
GARFIELD					857,992
GRAND					172,419
GRANITE					513,047
IRON					40,242
JORDAN					36,917
JUAB					224,780
KANE					40,466
MILLARD					338,338
MORGAN					35,873
NEBO					38,944
NO. SANPETE					274,680
NO. SUMMIT					
PARK CITY					
PIUTE					35,772
RICH					88,433
SAN JUAN					
SEVIER					
SO. SANPETE				-26,392	
SO. SUMMIT				1,500	
TINTIC				42,220	
TOOELE		42,220			
UINTAH					159,158
WASATCH					
WASHINGTON					352,482
WAYNE				320	11,449
WEBER					275,564
SALT LAKE					
OGDEN		320			167,644
PROVO					365,352
LOGAN					166,155
MURRAY					69,130
TOTALS		42,540		17,648	6,302,339

UTAH STATE OFFICE OF EDUCATION
F4 STATEWIDE REVENUES / RECEIPTS
22 TORT LIABILITY FUND

1992 - 1993

	1000 REVENUES FROM LOCAL SOURCES			5000 OTHER FINANCING SOURCES			TOTAL	22 TORT LIABILITY FUND
	1100 Ad Valorem Taxes	1900 Other Revenues From Local	5200 Interfund Transfers	5700 Decrease In Reserved Fund Balance	5800 Decrease In Designated Fund Balance	5900 Miscellaneous Other		
ALPINE								
BEAVER								
BOX ELDER	80,005						80,005	80,005
CACHE								
CARBON	47,305						47,305	47,305
DAGGETT								
DAVIS	423,268						423,268	423,268
DUCHESNE	36,317	5,456			140,909		182,682	182,682
EMERY	30,411						30,411	30,411
GARFIELD								
GRAND	5,530	402					5,932	5,932
GRANITE								
IRON	86,124	448					86,572	86,572
JORDAN	422,994	495,237					918,231	918,231
JUAB								
KANE	7,721						7,721	7,721
MILLARD	36,710	2,902					39,612	39,612
MORGAN	6,277	25					6,302	6,302
NEBO	124,880						124,880	124,880
NO. SANPETE	17,936						17,936	17,936
NO. SUMMIT	5,785						5,785	5,785
PARK CITY	26,350						26,350	26,350
PIUTE	3,827						3,827	3,827
RICH	2,596						2,596	2,596
SAN JUAN	26,972						26,972	26,972
SEVIER								
SO. SANPETE						-1,606	-1,606	-1,606
SO. SUMMIT								
TINTIC								
TOOELE	75,308						75,308	75,308
UINTAH	42,234	531			27,256		42,765	42,765
WASATCH								
WASHINGTON	70,185						70,185	70,185
WAYNE								
WEBER	171,717	33,261					204,978	204,978
SALT LAKE								
OGDEN	89,918						89,918	89,918
PROVO	96,860	347					97,207	97,207
LOGAN	33,785						33,785	33,785
MURRAY	47,006	96					47,102	47,102
TOTALS	2,018,022	538,705			168,165		2,556,726	2,723,285
						-1,606	166,559	

UTAH STATE OFFICE OF EDUCATION
 F4 STATEWIDE REVENUES / RECEIPTS
 23 NON K-12 PROGRAMS FUND
 1992 - 1993

	1000 REVENUES FROM LOCAL SOURCES				3000 REVENUES FROM STATE SOURCES							TOTAL REVENUES, STATE
	1100 Ad Valorem Taxes	1300 Tuition	1400 Transportation Fees	1900 Other Revenues From Local	TOTAL REVENUES, LOCAL	3160 Special Education - Preschool	3260 Adult High School Completion	3405 Social Security and Retirement	3900 Other Revenues From State			
ALPINE		9,657		538,376	548,033	191,881	192,256	91,283	1,078,254	1,553,674		
BEAVER				15,724	15,724	26,626	8,733		247,095	282,454		
BOX ELDER				35,482	35,482		97,036	12,300		109,336		
CACHE		46,744		46,744	46,744	146,443	35,871			182,314		
CARBON		838		3,247	4,085	25,842	74,642	13,575	10,610	124,669		
DAGGETT						2,219	7,513			9,732		
DAVIS		740		166,714	166,714	359,451	331,228		156,086	846,765		
DUCHESNE				65	805	62,127	42,173			104,300		
EMERY												
GARFIELD						14,230	8,776			23,006		
GRAND				410	410	59,908	26,175	7,610		93,693		
GRANITE		986,004			986,004	619,210	635,380	226,851	34,928	1,516,369		
IRON		2,499		12	2,511	44,377	43,980	18,701	80,981	188,039		
JORDAN		770,695		26,330	797,025	481,480	318,690	229,102	714,437	1,743,709		
JUAB		6,065			6,065	17,725	15,892	13,130		46,748		
KANE		1,401			1,401	33,282	9,584			42,866		
MILLARD		46,349		202	46,552	17,750	7,513	3,825		29,088		
MORGAN		233,789		19,128	233,789	166,412	126,113	83,828		376,353		
NEBO				3,426	3,426	52,109	15,137			67,246		
NO. SANPETE						33,282	7,500			40,782		
NO. SUMMIT												
PARK CITY												
PIUTE						82,098	7,513			89,611		
RICH						2,219	7,500			9,719		
SAN JUAN				210	210	144,225	88,274	32,291	78,530	343,320		
SEVIER	11,154	9,699		10,842	31,695	94,744	38,347	25,808	31,523	190,422		
SO. SANPETE				57,284	57,284	186,384	59,187		363,206	608,777		
SO. SUMMIT	14,169			14,169	14,169							
TINTIC		1,728		1,019	2,746	2,167	2,064			4,231		
TOOELE		26,647			26,647	108,722	99,518	35,912	33,000	277,152		
UINTAH		10,165		312	10,477	197,476	66,941	56,856		321,273		
WASATCH						157,538	71,610	25,064		254,212		
WASHINGTON						4,470	7,513			11,983		
WAYNE												
WEBER						400,991	975,008	230,098	1,433,912	3,040,009		
SALT LAKE		219,064		1,133,655	1,352,719		334,743	28,363		363,106		
OGDEN							138,701	103,101		483,255		
PROVO		366,575		32,070	398,645	137,116	49,724		104,337	145,133		
LOGAN		24,138		1,888	26,026	95,409	94,618			160,323		
MURRAY				12,408	12,408	50,837		14,868				
TOTALS	25,323	2,762,797		2,058,804	4,846,924	4,018,750	4,045,453	1,252,567	4,366,899	13,683,669		



UTAH STATE OFFICE OF EDUCATION
 F4 STATEWIDE REVENUES / RECEIPTS
 23 NON K-12 PROGRAMS FUND
 1992 - 1993

	4000 REVENUES FROM FEDERAL SOURCES				5000 OTHER FINANCING SOURCES				TOTAL OTHER FINANCING SOURCES
	4522 IDEA - Hand. Part B, PL 99-457	4580 Adult Education	4900 Other Revenues From Federal	TOTAL REVENUES, FEDERAL	TOTAL REVENUES, NON K-12	5200 Interfund Transfers	5700 Decrease In Reserved Fund Balance	5800 Decrease In Designated Fund Balance	
ALPINE	223,786	37,005	22,127	282,918	2,384,625	106,198			106,198
BEAVER	11,374		19,680	31,054	329,232				
BOX ELDER	93,758	17,554	129,210	240,522	385,340	31,034			31,034
CACHE	80,574	8,201	2,265	91,040	320,098		3,803		31,253
CARBON	24,905	17,418	209,521	251,844	380,598				
DAGGETT		271		271	10,003				3,083
DAVIS	243,919	52,119	1,155,108	1,451,146	2,464,625	226,754	26,620		26,620
DUCHESNE	32,229	7,184	27,000	66,413	171,518				226,754
EMERY									
GARFIELD	2,600	8,964		11,564	34,570				
GRAND	25,637	5,625	1,571	32,833	126,936				15,666
GRANITE	377,724	123,731	1,446,318	1,947,773	4,450,146	235,176		15,666	15,666
IRON	24,905	8,976	22,761	56,642	247,192				235,176
JORDAN	292,769	104,505	266,184	663,458	3,204,192		55,952		55,952
JUAB	38,171	2,711		40,882	93,695				
KANE					44,267				
MILLARD	53,545	4,609		58,154	104,706	140,449			140,449
MORGAN	7,715	1,834		9,549	57,766	7,163			7,163
NEBO	87,166	31,291		118,457	728,599				
NO. SANPETE	21,128	3,999		25,127	95,799				
NO. SUMMIT	16,057	1,355		17,412	58,194				
PARK CITY									
PIUTE	23,313			23,313	112,924				
RICH	3,662	200		3,862	13,581	15,141			15,141
SAN JUAN	47,481	9,692	125,000	182,173	525,703				
SEVIER	43,074	7,252		50,326	272,443	5,002			5,002
SO. SANPETE	125,888	28,863	79,226	233,977	900,038				
SO. SUMMIT	9,930	1,491	8,752	20,173	34,342	11,912			11,912
TINTIC	11,720			11,720	18,697				
TOOELE	134,679	7,892		142,571	446,370	32,013			32,013
UINTAH	105,478	13,691	8,851	128,020	459,770				
WASATCH									
WASHINGTON	87,050	12,188		99,238	353,450				
WAYNE	13,917	1,220		15,137	27,120				
WEBER									
SALT LAKE	165,282	93,102	3,389,444	3,647,828	8,040,556				
OGDEN	95,247	95,247		95,247	458,353				
PROVO	72,865	14,707	76,331	163,903	1,045,803	42,824			42,824
LOGAN		10,641	14,512	25,153	196,312	7,182			7,182
MURRAY	23,585	17,700	2,629	43,914	216,645	92,912			92,912
TOTALS	2,525,886	751,238	7,006,490	10,283,614	28,814,207	956,843	86,375	43,116	1,086,334

UTAH STATE OFFICE OF EDUCATION
 F4 STATEWIDE REVENUES / RECEIPTS
 23 NON K-12 PROGRAMS FUND
 1992 - 1993

PROGRAMS	FUND
ALPINE	2,490,823
BEAVER	329,232
BOX ELDER	416,374
CACHE	351,351
CARBON	380,598
DAGGETT	13,086
DAVIS	2,491,245
DUCHESNE	398,272
EMERY	
GARFIELD	34,570
GRAND	142,602
GRANITE	4,685,322
IRON	247,192
JORDAN	3,260,144
JUAB	93,695
KANE	44,267
MILLARD	245,155
MORGAN	64,928
NEBO	728,599
NO. SANPETE	95,799
NO. SUMMIT	58,194
PARK CITY	
PIUTE	112,924
RICH	28,722
SAN JUAN	525,703
SEVIER	277,445
SO. SANPETE	900,038
SO. SUMMIT	46,254
TINTIC	18,697
TOOELE	478,383
UINTAH	459,770
WASATCH	
WASHINGTON	353,450
WAYNE	27,120
WEBER	
SALT LAKE	8,040,556
OGDEN	458,353
PROVO	1,088,627
LOGAN	203,494
MURRAY	309,557
TOTALS	29,900,541

UTAH STATE OFFICE OF EDUCATION
F4 STATEWIDE REVENUES / RECEIPTS
24 RECREATION FUND
1992 - 1993

	1000 REVENUES FROM LOCAL SOURCES				3000 REVENUES FROM STATE SOURCES				5000 OTHER	
	1100 Ad Valorem Taxes	1300 Tuition	1400 Transportation Fees	1900 Other Revenues From Local	TOTAL REVENUES, LOCAL	3405 State Retirement	3410 Social Security	TOTAL REVENUES, STATE	REVENUES, RECREATION	5200 Intertfund Transfers
ALPINE	106,298	348,111		19,518	473,927	83,163		83,163	557,090	421,530
BEAVER	41,872				41,872				41,872	
BOX ELDER	552,819	199,510			752,329				752,329	
CACHE										
CARBON	69,406			2,172	71,578				71,578	
DAGGETT	25,815				25,815				25,815	
DAVIS	846,612				846,612				846,612	
DUCHESNE	143,368			7,897	151,265				151,265	
EMERY	701,054			6,239	701,054				701,054	
GARFIELD	30,960			1,057	37,199				37,199	
GRAND	53,217			15,036	54,274				54,274	
GRANITE	1,453,867	279,361		15,036	1,748,264	271,840		271,840	2,020,104	46,350
IRON	214,174	63,131		64,824	342,129				342,129	
JORDAN	934,822	29,811		7,030	971,663				971,663	
KANE	20,900			290	21,190				21,190	
MILLARD										
MORGAN	76,898	2,847		304	80,049	5,537		5,537	85,585	
NEBO	236,219				236,219	34,943		34,943	293,728	
NO. SANPETE										
NO. SUMMIT	88,592			22,677	111,269				111,269	
PARK CITY	132,507	32,748		9,588	174,843			2,466	174,843	
PIUTE										
RICH	17,888				17,888				17,888	
SAN JUAN	76,053				76,053				76,053	
SEVIER										
SO. SANPETE										
SO. SUMMIT	160,186	9,582		2,544	172,312				172,312	
TINTIC	4,151			110	4,261				4,261	
TOOELE	240,341				240,341				240,341	
UINTAH	227,988			4,619	232,607				232,607	
WASATCH	47,257	3,273		11,485	62,015				62,015	9,100
WASHINGTON	219,765				219,765	31,249		31,249	251,014	
WAYNE										
WEBER	190,281			62,454	252,735	40,668		40,668	293,403	
SALT LAKE	1,314,099	497,096		2,294	1,813,489	8,695		8,695	1,822,184	
OGDEN	251,467			902	252,369				252,369	
PROVO	456,684	38,330		11,637	506,651		7,327	7,327	513,978	
LOGAN	189,869	2,780		4,835	197,484				197,484	-7,182
MURRAY	284,479	199,288		30,762	514,529				514,529	
TOTALS	9,409,908	1,705,868		288,273	11,404,049	477,222	31,232	508,454	11,912,503	469,798



UTAH STATE OFFICE OF EDUCATION
F4 STATEWIDE REVENUES / RECEIPTS
24 RECREATION FUND
1992 - 1993

	FINANCING SOURCES		TOTAL OTHER FINANCING SOURCES	24 RECREATION FUND
	5700 Decrease In Reserved Fund Balance	5800 Decrease In Designated Fund Balance		
ALPINE			421,530	978,620
BEAVER				41,872
BOX ELDER				752,329
CACHE				71,578
CARBON				25,815
DAGGETT				846,612
DAVIS				151,265
DUCHESNE				701,054
EMERY				37,199
GARFIELD				54,274
GRAND			46,350	2,066,454
GRANITE				342,129
IRON				971,663
JORDAN				21,190
JUAB				
KANE				
MILLARD				
MORGAN				85,585
NEBO				293,728
NO. SANPETE				
NO. SUMMIT	460		460	113,735
PARK CITY				175,303
PIUTE				
RICH				17,888
SAN JUAN				76,053
SEVIER				
SO. SANPETE				
SO. SUMMIT				172,312
TINTIC				4,261
TOOELE		11,467	11,467	251,808
UINTAH				232,607
WASATCH			9,100	71,115
WASHINGTON				251,014
WAYNE				
WEBER				293,403
SALT LAKE				1,822,184
OGDEN				252,369
PROVO				513,978
LOGAN			-7,182	190,302
MURRAY				514,529
TOTALS	460	11,467	481,725	12,394,228

UTAH STATE OFFICE OF EDUCATION
F4 STATEWIDE REVENUES / RECEIPTS
31 DEBT SERVICE FUND
1992 - 1993

	1000 REVENUES FROM LOCAL SOURCES			3000 REVENUES FROM STATE SOURCES			5000 OTHER FINANCING SOURCES			
	1100 Ad Valorem Taxes	1500 Earnings on Investments	1900 Other Revenues From Local	TOTAL REVENUES, LOCAL	3650 Equalized Capital	REVENUES, STATE	REVENUES, 31 DEBT SERVICE	Interfund Transfers	Interfund Transfers -	5200 Interfund Trans-Debt
ALPINE	8,397,514			8,604,938			8,604,938			
BEAVER	294,852	207,424		299,075			299,075			
BOX ELDER	1,785,006	4,223		1,785,006			1,785,006	85,511		
CACHE	1,834,354		10	1,834,364			1,834,364			
CARBON	1,154,022			1,154,022			1,154,022			
DAGGETT	214,750			214,750			214,750			
DAVIS	13,643,508			13,643,508			13,643,508			
DUCHESNE	230,853			230,853			230,853			
EMERY	3,541,048		4,410,000	7,951,048			7,951,048			
GARFIELD	573,229	4,920	81,690	659,839			659,839			
GRAND										
GRANITE	10,610,431	361,325		10,971,756			10,971,756			
IRON	616,354			616,354			616,354			
JORDAN	9,493,387	73,300	243,829	9,810,516			9,810,516			
JUAB	590,129			590,129			590,129			
KANE	556,158			556,158			556,158			
MILLARD	3,237,449	94,014		3,331,463			3,331,463			
MORGAN	373,309	1,398	18,768	393,475			393,475			
NEBO	2,264,391			2,264,391			2,264,391			
NO. SANPETE	639,157			639,157			639,157			
NO. SUMMIT	263,568			263,568			263,568			
PARK CITY	1,854,188			1,854,188			1,854,188			
PIUTE	82,522			82,522			82,522			
RICH	264,201			264,201			264,201			
SAN JUAN	457,201			457,201			457,201	138,054		
SEVIER	1,350,508	5,115		1,355,623			1,355,623			
SO. SANPETE	264,526			264,526			264,526			
SO. SUMMIT	1,061,782		77,450	1,139,232			1,139,232			
TINTIC	36,010			36,010			36,010			
TOOLE	1,435,362			1,435,362			1,435,362			
UINTAH	2,137,597	37,065		2,174,662			2,174,662	3,712		
WASATCH	546,638			546,638			546,638			
WASHINGTON	4,794,647			4,794,647			4,794,647			
WAYNE	148,739			148,739			148,739			
WEBER	6,887,248		227	6,887,248			6,887,248			
SALT LAKE										
OGDEN	1,304,578			1,304,578			1,304,578			
PROVO	2,974,199	10,660		2,984,859			2,984,859			
LOGAN	385,143			385,143			385,143			
MURRAY										
TOTALS	86,298,557	799,444	4,831,974	91,929,975			91,929,975	227,277		93,748

UTAH STATE OFFICE OF EDUCATION
F4 STATEWIDE REVENUES / RECEIPTS
31 DEBT SERVICE FUND
1992 - 1993

	5700 Decrease In Reserved Fund Balance		5800 Decrease In Designated Fund Balance		5900 Miscellaneous Other		TOTAL OTHER FINANCING SOURCES		31 DEBT SERVICE FUND	
	Fund Balance	In Reserved	Fund Balance	In Designated	Other	Miscellaneous	SOURCES	FINANCING	Service Fund	DEBT
ALPINE										8,604,938
BEAVER										299,075
BOX ELDER							85,511			1,870,517
CACHE										1,834,364
CARBON										1,154,022
DAGGETT										214,750
DAVIS										13,643,508
DUCHESNE										230,853
EMERY										7,951,048
GARFIELD										659,839
GRAND						46,831		46,831		11,018,587
GRANITE										616,354
IRON										9,810,516
JORDAN										683,877
JUAB							93,748			556,158
KANE										3,331,463
MILLARD										393,475
MORGAN										2,264,391
NEBO										639,157
NO. SANPETE										263,568
NO. SUMMIT										1,854,188
PARK CITY										82,522
PIUTE										264,201
RICH										595,255
SAN JUAN							138,054			1,355,623
SEVIER										264,526
SO. SANPETE										1,139,232
SO. SUMMIT										36,010
TINTIC										1,435,362
TOOELE										2,178,374
UINTAH								3,712		551,733
WASATCH								5,095		4,794,647
WASHINGTON			5,095							148,966
WAYNE										9,277,248
WEBER					2,390,000			2,390,000		
SALT LAKE										1,304,578
OGDEN										2,984,859
PROVO										6,295,143
LOGAN								5,910,000		
MURRAY										
TOTALS			5,095		8,346,831			8,672,951		100,602,927

UTAH STATE OFFICE OF EDUCATION
F4 STATEWIDE REVENUES / RECEIPTS
32 CAPITAL PROJECTS FUND
1992 - 1993

	1000 REVENUES FROM LOCAL SOURCES				3000 REVENUES FROM STATE SOURCES					3900 Revenues From Other State
	1100 Ad Valorem Taxes	1150 Equalized Capital	1500 Earnings on Investments	1900 Other Revenues From Local	TOTAL REVENUES, LOCAL	3200 Restricted Grants-In-Aid	3405 Social Security and Retirement	3600 School Building Aid	3650 Equalized Capital	
ALPINE	126,967		969,348		1,096,315			1,114,848		59,817
BEAVER	170,955		203,106		374,061					327,774
BOX ELDER	2,061,409		18,309	136,953	2,216,671					119,800
CACHE	1,532,697		259,740	106,424	1,898,861			1,826,042	169,317	
CARBON	1,313,560			2,000	1,315,560	146,380				
DAGGETT	88,933		3,994		92,927					
DAVIS	2,229,949		84,400	130,632	2,360,581			4,175,449		
DUCHESNE	2,155,006			500	2,239,906					
EMERY	756,572				756,572					
GARFIELD	194,430		2,523	4,033	200,986			10,978	15,892	
GRAND	784,771		6,438	253,536	1,044,745	42,671				93,287
GRANITE	8,590,395		184,134	76,979	8,851,508	493,567	432,065		381,254	1,148,981
IRON	1,604,025		44,514	125,618	1,774,157	203,948				
JORDAN	11,368,544		1,509,329		12,877,873			655,771	492,490	125,000
JUAB	207,775		69,037		276,812			4,977		
KANE	353,017		55,298		408,315			58,569		
MILLARD	2,274,255		348,386		2,622,641					10,700
MORGAN	391,160	7,789	1,620	391	400,960			9,650	147,562	
NEBO	1,987,548		377,639	140,796	2,505,983	443,004		96,230		
NO. SANPETE	133,454		49,898		183,352			88,236		
NO. SUMMIT	315,534		305,460		315,534		6,821			97,199
PARK CITY	1,563,730			214,774	2,083,964			5,373	8,626	77,214
PIUTE	84,061				84,061					
RICH	337,842	-1,070	23,305	1,231	361,308					
SAN JUAN	1,178,376	-1,556		260,114	1,436,934					
SEVIER	152,485		6,817		159,302			40,355	41,741	
SO. SANPETE	276,102			1,450	277,552			57,502		
SO. SUMMIT	557,711			-32,127	525,584				6,542	
TINTIC	56,635		17,830		922,807	63,486	728		12,129	
TOOBLE	1,630,712		285,576	848,343	1,916,774					
UINTAH	1,579,092		23,944	486	1,603,036					
WASATCH	346,250				346,250					
WASHINGTON	1,615,132		394,048	36,404	2,045,584			-374,215	38,276	20,100
WAYNE	66,701			1,057	67,758			12,749		
WEBER	1,471,198		887,214	241,530	2,599,942				207,799	81,003
SALT LAKE	6,912,702		291,053		7,203,755					
OGDEN	2,885,007		221,324	175,627	3,281,959					
PROVO	2,166,473	-1,289	7,765	58,238	2,231,187			21,129		
LOGAN	1,655,438		127,638		1,783,076					10,300
MURRAY	1,992,083	-75,682	72,869	2,617	1,991,887			27,914		
TOTALS	65,168,686	-71,808	6,852,556	2,787,606	74,737,040	1,393,056	439,614	7,803,643	1,549,542	2,171,175

UTAH STATE OFFICE OF EDUCATION
F4 STATEWIDE REVENUES / RECEIPTS
32 CAPITAL PROJECTS FUND
1992 - 1993

	4000 REVENUES FROM FEDERAL SOURCES				5000 OTHER FINANCING SOURCES					
	TOTAL REVENUES, STATE	4100 Unrestricted Grants-In-Aid	4200 Unrestricted Grants-In-Aid	4300 Restricted Grants-In-Aid	4500 Restricted Grants-In-Aid	TOTAL REVENUES, FEDERAL	TOTAL REVENUES, CAPITAL	5100 Sale of Bonds	5200 Interfund Transfers	5300 Sale/Compens. for Fixed Assets
ALPINE	1,174,665				106,860	106,860	2,377,840	29,695,775		71,362
BEAVER							374,061	382,252		
BOX ELDER	327,774				39,458	39,458	2,583,903		73,040	68,420
CACHE	2,115,159						4,014,020	15,000,000		16,211
CARBON	146,380						1,461,940			
DAGGETT							/92,927		20,000	
DAVIS	4,175,449			3,964		3,964	6,536,030	2,938,368		619,000
DUCHESNE							2,243,870			2,232
EMERY							756,572			
GARFIELD	26,870						227,856			218,170
GRAND	135,958				19,011	19,011	1,199,714			2,459
GRANITE	2,455,867				1,106,514	1,106,514	12,413,889			1,780,030
IRON	203,948				37,950	37,950	2,016,055			7,635
JORDAN	1,273,261						14,151,134	3,949,992	207,737	445,237
JUAB	4,977						281,789	75,000,000		5,500
KANE	58,569						466,884			31,810
MILLARD	10,700						2,633,341	4,000,000	646,689	23,358
MORGAN	9,650						410,610			511
NEBO	686,796				152,425	152,425	3,345,204	16,000,000		3,720
NO. SANPETE	88,236						271,588			972,960
NO. SUMMIT	6,821						322,355			9,591
PARK CITY	97,199				3,000	3,000	2,184,163			2,297
PIUTE	13,999						98,060			9,056
RICH	77,214						438,522			
SAN JUAN	40,355						1,436,934			
SEVIER	99,243						199,657			
SO. SANPETE							376,795			
SO. SUMMIT							525,584			
TINTIC	70,756				1,200	1,200	994,763	7,395,522		7,341
TOOELE	12,129						1,928,903			13,997
UINTAH							1,603,036			
WASATCH	-315,839						346,250			61,404
WASHINGTON	12,749						1,729,745	5,000,000	1,133,968	
WAYNE	288,802						80,507			
WEBER				20,369		20,369	2,888,744			
SALT LAKE							7,224,124			3,006,337
OGDEN							3,281,959	885,000		54,777
PROVO	21,129						2,252,316	10,000,000		427
LOGAN	38,214						1,821,290	32,840		33,649
MURRAY				72,059		72,059	2,063,946			
TOTALS	13,357,030			96,392	1,466,418	1,562,810	89,656,880	170,279,749	2,081,434	7,467,491

UTAH STATE OFFICE OF EDUCATION
 F4 STATEWIDE REVENUES / RECEIPTS
 32 CAPITAL PROJECTS FUND
 1992 - 1993

	5500 State Building Revolving	5700 Decrease In Reserved Fund Balance	5800 Decrease In Designated Fund Balance	5900 Miscellaneous Other	TOTAL OTHER FINANCING SOURCES	32 CAPITAL PROJECTS FUND
ALPINE					29,767,137	32,144,977
BEAVER					382,252	756,313
BOX ELDER					152,444	2,736,347
CACHE	212,100			10,984	15,228,311	19,242,331
CARBON						1,461,940
DAGGETT					20,000	112,927
DAVIS	459,515	777,050	3,749,819		5,605,384	12,141,414
DUCHESNE					2,940,600	5,184,470
EMERY						756,572
GARFIELD				218,000	436,170	664,026
GRAND		32,331			34,790	1,234,504
GRANITE					1,780,030	14,193,919
IRON					4,165,364	6,181,419
JORDAN					75,445,237	89,596,371
JUAB					5,500	287,289
KANE					31,810	498,694
MILLARD		48,271			4,718,318	7,351,659
MORGAN					511	411,121
NEBO		35,300	532,660	332,312	16,903,992	20,249,196
NO. SANPETE					972,960	1,244,548
NO. SUMMIT						322,355
PARK CITY		3,105,018		95,000	3,209,609	5,393,772
PIUTE						98,060
RICH			10,406		12,703	451,225
SAN JUAN						1,436,934
SEVIER			126		9,182	208,839
SO. SANPETE						376,795
SO. SUMMIT						525,584
TINTIC						994,763
TOOELE			1,198,000		8,600,863	10,529,766
UINTAH			881		14,878	1,617,914
WASATCH			206,000		206,000	552,250
WASHINGTON					6,195,372	7,925,117
WAYNE						80,507
WEBER	32,000,000				32,000,000	34,888,744
SALT LAKE					3,006,337	10,230,461
OGDEN			4,300,896		5,240,673	8,522,631
PROVO				206,481	10,206,908	12,459,224
LOGAN				154,787	221,276	2,042,566
MURRAY						2,063,946
TOTALS	32,671,615	3,997,970	9,998,788	1,017,564	227,514,610	317,171,490

UTAH STATE OFFICE OF EDUCATION
F4 STATEWIDE REVENUES / RECEIPTS
40 BUILDING RESERVE FUND
1992 - 1993

	1000 REVENUES FROM LOCAL SOURCES			5000 OTHER FINANCING SOURCES			TOTAL OTHER FINANCING SOURCES	40 BUILDING RESERVE FUND
	1100 Ad Valorem Taxes	1900 Other Revenues From Local	TOTAL REVENUES, 40 BUILDING	5200 Interfund Transfers	5700 Decrease In Reserved Fund Balance	5900 Miscellaneous Other		
ALPINE								
BEAVER								
BOX ELDER								
CACHE								
CARBON								
DAGGETT		6,228	6,228					6,228
DAVIS								
DUCHESNE								
EMERY								
GARFIELD								
GRAND	110,058	177,826	287,884					287,884
GRANITE								
IRON								
JORDAN								
JUAB								
KANE								
MILLARD								
MORGAN		172,370	172,370			5,000,000	5,000,000	5,172,370
NEBO								
NO. SANPETE								
NO. SUMMIT		7,671	7,671		123,689		123,689	131,360
PARK CITY								
PIUTE								
RICH		15,462	15,462					15,462
SAN JUAN								
SEVIER								
SO. SANPETE								
SO. SUMMIT	411,486		411,486			60,000	60,000	471,486
TINTIC								
TOOELE								
UINTAH								
WASATCH								
WASHINGTON								
WAYNE								
WEBER								
SALT LAKE	5,330,349	294,335	5,624,684					5,624,684
OGDEN								
PROVO		143,104	143,104	884,395	2,294,229		3,178,624	3,321,728
LOGAN								
MURRAY								
TOTALS	5,851,893	816,996	6,668,889	884,395	2,417,918	5,060,000	8,362,313	15,031,202

352

353

UTAH STATE OFFICE OF EDUCATION
F4 STATEWIDE REVENUES / RECEIPTS
51 FOOD SERVICES FUND
 1992 - 1993

	1000 REVENUES FROM LOCAL SOURCES				3000 REVENUES FROM STATE SOURCES				4000 REVENUES FROM FEDERAL	
	1500 Earnings From Investments	1610 Sales to Pupils	1620 Sales to Adults	1690 Other Revenues From Local	TOTAL LOCAL REVENUES	Miscellaneous State	3721 School Lunch	REVENUES, STATE	4571 Lunch Reimbursement Free/Reduced	4572 Lunch Reimbursement
ALPINE	69,724	2,566,711	159,220	171,450	2,967,105		706,993	706,993	505,676	1,780,688
BEAVER	7	68,746		1,839	70,592		25,460	25,460		102,732
BOX ELDER	5,336	848,304	54,977	706	909,323		253,429	253,429	173,599	533,066
CACHE		1,128,143	67,505	14,090	1,209,738		246,316	246,316	274,919	457,912
CARBON		436,849		5,697	442,546		106,780	106,780	72,755	315,037
DAGGETT		14,186	2,293		16,479		5,909	5,909	3,376	12,776
DAVIS	42,795	4,504,024	332,379	832,687	5,711,885		1,150,819	1,150,819	891,141	2,298,686
DUCHESNE	8,760	268,209	19,553	51,234	347,776		100,651	100,651	377,288	
EMERY		320,077	13,337		333,414		83,939	83,939	64,937	
GARFIELD	438	54,098	6,715		60,813		24,469	24,469	16,276	
GRAND		68,207	2,870		71,515		26,149	26,149	19,844	
GRANITE	96,668	3,744,483	186,974	114,289	4,142,414		1,365,565	1,365,565	72,278	208,047
IRON		294,587	20,901	169,349	484,837		93,856	93,856	1,039,735	5,159,534
JORDAN	61,440	5,268,019	275,939	60,556	5,605,398		1,325,172	1,325,172	2,233,577	339,609
JUAB	1,857	94,165			156,578		32,310	32,310	25,305	121,063
KANE		96,184	11,087		107,271	1,186	30,717	31,903	21,451	103,984
MILLARD	1,215	344,875	30,781	16,533	393,404		120,535	120,535	97,937	370,597
MORGAN		180,298	20,219	608	201,125		50,215	50,215	34,245	73,545
NEBO		1,343,681	121,884	1,702	1,467,267		270,444	270,444	1,325,444	
NO. SANPETE	107	164,812	10,965	4,760	180,644		51,784	51,784	55,059	214,665
NO. SUMMIT		93,853	4,281		98,134		23,972	23,972	13,848	25,573
PARK CITY		223,461	12,083		235,544		36,473	36,473	26,987	35,197
PIUTE		23,718	3,322	135	27,175		11,367	11,367	7,101	39,703
RICH		52,963	8,145	991	62,099		17,342	17,342	11,022	51,746
SAN JUAN		160,449	20,930		181,379		73,375	73,375	62,142	375,883
SEVIER		260,848	20,689	85,912	367,449		105,010	105,010	80,972	499,256
SO. SANPETE		191,985	4,536		196,521		67,273	67,273	57,579	287,091
SO. SUMMIT		67,294	4,772	1,229	73,295		24,315	24,315	15,769	42,990
TINTIC	140	4,686	862		5,688		6,167	6,167	4,014	26,567
TOOELE		614,520	52,487	17,030	684,037		162,755	162,755	112,894	436,733
UINTAH		564,659		2,822	567,481		144,484	144,484	121,419	528,094
WASATCH		153,436	945	345	154,726		52,031	52,031	80,956	91,461
WASHINGTON		834,854	63,304		898,158		210,077	210,077	829,461	
WAYNE		49,973		523	50,496		18,915	18,915	13,800	66,830
WEBER	54,104	2,425,718	234,554		2,714,376		648,755	648,755	465,737	1,160,444
SALT LAKE	1,031	1,126,507	107,998	174,152	1,409,688		399,801	399,801	2,539,589	1,256,556
OGDEN	24,437	666,228	88,829	6,521	786,015		319,248	319,248	227,319	925,247
PROVO		749,654	52,816	30,436	832,906		226,888	226,888	168,259	367,946
LOGAN	1,023	432,060	31,317	1,456	465,856		134,134	134,134	95,858	
MURRAY	5,590	470,042	23,924		499,556		106,946	106,946	77,441	223,632
TOTALS	374,692	30,975,565	2,073,392	1,767,052	35,190,703	1,186	8,861,839	8,862,025	10,083,432	20,933,780

UTAH STATE OFFICE OF EDUCATION
F4 STATEWIDE REVENUES / RECEIPTS
51 FOOD SERVICES FUND
1992 - 1993

	SOURCES										5000 OTHER FINANCING SOURCES		
	4573 Special Milk Reimbursement	4574 Breakfast Reimbursement	4575 Food Service Equipment	4578 NEI (Nutritional Educ Training)	4579 Other Child Nutrition	TOTAL REVENUES, FEDERAL	TOTAL REVENUES, FOOD SERVICE	5200 Interfund Transfers	5700 Decrease in Reserved Fund Balance	5800 Decrease in Designated Fund Balance			
ALPINE													
BEAVER	3,324	73,771			512,401	2,875,860	6,549,958						
BOX ELDER					240,525	102,732	198,784						
CACHE	2,007	5,275			17,975	947,190	2,109,942						
CARBON		70,136			116,798	758,088	2,214,142		59,284				
DAGGETT		529				574,726	1,124,052						
DAVIS		325,567			1,329,819	16,681	39,069	5,000					
DUCHESNE	11	8,488		2,000		4,845,213	11,707,917						
EMERY	1,921	9,531				387,787	836,214						
GARFIELD	827				47,166	331,602	748,955						
GRAND		18,402			13,440	115,110	200,392	11,814					
GRANITE		32,626			10,497	132,489	230,153						
IRON		5,139			790,098	5,982,258	11,490,237		1,411				
JORDAN		257,670			828,089	417,026	995,719						
JUAB	1,783	16,838			68,654	4,359,071	11,289,641						
KANE	2,682	11,471				231,860	420,747						
MILLARD					71,908	138,689	277,863	92,340					
MORGAN					27,127	543,124	1,057,063	30,861					
NEBO		164,577			257,607	1,747,628	3,485,339		94,226				
NO. SANPETE	889				121,509	391,233	623,661						
NO. SUMMIT	1,930				20,889	40,310	162,416						
PARK CITY	288	16,627				85,003	357,020	35,000					
PIUTE		14,761	5,928			69,647	108,189	21,205					
RICH	-154	75,523				77,529	156,970						
SAN JUAN					31,257	544,651	799,404	103,734					
SEVIER					86,682	666,910	1,139,369						
SO. SANPETE	1,418	36,908			85,345	468,341	732,135						
SO. SUMMIT	873				15,772	75,404	173,014						
TINTIC					2,975	32,556	44,411						
TOOELE		68,531			150,004	768,162	1,614,954						
UINTAH		68,297			59,705	777,515	1,489,480						
WASATCH					102,155	172,417	379,174						
WASHINGTON	470				11,765	931,616	2,039,851						
WAYNE					631,712	92,865	162,276	49,659					
WEBER		52,218			428,833	2,310,111	5,673,242						
SALT LAKE		447,887			710,122	3,416,309	5,225,798						
OGDEN		342,612			277,650	2,536,609	3,641,872						
PROVO	1,782	169,482		2,000	91,022	1,544,420	2,604,214						
LOGAN	2,210				125,481	557,036	1,157,026						
MURRAY	1,065	32,199				461,818	1,068,320						
TOTALS	23,326	2,325,065	5,928	6,000	7,284,981	40,662,512	84,715,240	349,613	156,305	23,436			

UTAH STATE OFFICE OF EDUCATION
F4 STATEWIDE REVENUES / RECEIPTS
51 FOOD SERVICES FUND
1992 - 1993

	5900 Miscellaneous Other	TOTAL OTHER FINANCING SOURCES	51 FOOD SERVICE FUND
ALPINE			6,549,958
BEAVER			198,784
BOX ELDER			2,109,942
CACHE		59,284	2,273,426
CARBON			1,124,052
DAGGETT		5,000	44,069
DAVIS			11,707,917
DUCHESNE			836,214
EMERY			748,955
GARFIELD		11,814	212,206
GRAND		1,411	231,564
GRANITE			11,490,237
IRON	-23,436		995,719
JORDAN			11,289,641
JUAB			420,747
KANE		92,340	370,203
MILLARD		125,087	1,182,150
MORGAN			386,257
NEBO			3,485,339
NO. SANPETE			623,661
NO. SUMMIT			162,416
PARK CITY		36,384	393,404
PIUTE		21,205	129,394
RICH			156,970
SAN JUAN		103,734	903,138
SEVIER			1,139,369
SO. SANPETE			732,135
SO. SUMMIT			173,014
TINTIC			44,411
TOOELE			1,614,954
UINTAH			1,489,480
WASATCH			379,174
WASHINGTON			2,039,851
WAYNE		49,659	211,935
WEBER			5,673,242
SALT LAKE			5,225,798
OGDEN			3,641,872
PROVO			2,604,214
LOGAN			1,157,026
MURRAY			1,068,320
TOTALS	-23,436	505,918	85,221,158

UTAH STATE OFFICE OF EDUCATION
F4 STATEWIDE REVENUES / RECEIPTS
52-59 ENTERPRISE FUND(S)
1992 - 1993

	1000 REVENUES FROM LOCAL SC 3000 REVENUES FROM STATE SOURCES		4000 REVENUES FROM FEDERAL 5000 OTHER FINANCING SOURCES						
	1900 Other Revenues From Local	TOTAL LOCAL REVENUES, LOCAL	3405 Social Security and Retirement	All Other Revenues From State	TOTAL STATE REVENUES, STATE	TOTAL FEDERAL REVENUES, FEDERAL	5200 Interfund Transfers	5700 Decrease In Reserved Fund Balance	5800 Decrease In Designated Fund Balance
ALPINE	102,692	102,692			12,777	347,405	462,874	121,000	
BEAVER									
BOX ELDER									
CACHE									
CARBON									
DAAGETT									
DAVIS	1,472,038	1,472,038	42,588	589,483	632,071	2,104,109			
DUCHESNE									
EMERY									
GARFIELD									
GRAND									
GRANITE	443,600	443,600	46,835		46,835	490,435	100,000		
IRON									
JORDAN	209,008	209,008				209,008			
JUAB	484	484				484			
KANE									
MILLARD	1,215	1,215				1,215			
MORGAN	43,789	43,789				43,789			
NEBO									
NO. SANPETE									
NO. SUMMIT									
PARK CITY									
PIUTE									
RICH									
SAN JUAN	99,953	99,953				99,953	46,400		
SEVIER									
SO. SANPETE									
SO. SUMMIT									
TINTIC									
TOOELE	25,108	25,108				25,108			
UINIAH									
WASATCH									
WASHINGTON									
WAYNE									
WEBER									
SALT LAKE									
OGDEN	191,521	191,521				191,521			
PROVO									
LOGAN									
MURRAY									
TOTALS	2,589,408	2,589,408	102,200	589,483	691,683	347,405	3,628,496	267,400	

UTAH STATE OFFICE OF EDUCATION
 F4 STATEWIDE REVENUES / RECEIPTS
 52-59 ENTERPRISE FUND(S)
 1992 - 1993

	5900	TOTAL OTHER	52-59
	Miscellaneous	FINANCING	ENTERPRISE
	Other	SOURCES	FUND(S)
ALPINE			583,874
BEAVER			
BOX ELDER			
CACHE		121,000	
CARBON			
DAGGETT			
DAVIS			2,104,109
DUCHESNE			
EMERY			
GARFIELD			
GRAND		100,000	
GRANITE			590,435
IRON			
JORDAN			209,008
JUAB			484
KANE			
MILLARD			1,215
MORGAN			43,789
NEBO			
NO. SANPETE			
NO. SUMMIT			
PARK CITY			
PIUTE			
RICH			
SAN JUAN		46,400	146,353
SEVIER			
SO. SANPETE			
SO. SUMMIT			
TINIC			
TOOELE			25,108
UINTAH			
WASATCH			
WASHINGTON			
WAYNE			
WEBER			
SALT LAKE			191,521
OGDEN			
PROVO			
LOGAN			
MURRAY			
TOTALS		267,400	3,895,896

UTAH STATE OFFICE OF EDUCATION
F4 STATEWIDE REVENUES / RECEIPTS
60-69 INTERNAL SERVICE FUND(S)

1992 - 1993

	1000 REVENUES FROM STATE SOURCES		4000 REVENUES FROM FEDERAL \$ 5000 OTHER FINANCING SOURCES		5900 Miscellaneous Other
	3405 Social Security and Retirement	All Other Revenues From State	TOTAL REVENUES, FEDERAL	TOTAL REVENUES, 60-69	
ALPINE					
BEAVER					
BOX ELDER					
CACHE					
CARBON					
DAGGETT					
DAVIS					
DUCHESNE	425,480			425,480	
EMERY					
GARFIELD					
GRAND					
GRANITE					
IRON					
JORDAN					
JUAB	19,689,620			19,689,620	
KANE					
MILLARD					
MORGAN					
NEBO					
NO. SANPETE					
NO. SUMMIT					
PARK CITY					
PIUTE					
RICH					
SAN JUAN	351,895			351,895	
SEVIER					
SO. SANPETE					
SO. SUMMIT					
TINTIC					
TOOELE					
UINTAH					
WASATCH					
WASHINGTON					
WAYNE					
WEBER					
SALT LAKE	5,004,881			5,004,881	
OGDEN	95,611			95,611	
PROVO					
LOGAN					
MURRAY	294,467			294,467	
TOTALS	36,469,175	36,051	36,051	36,505,226	177,517

UTAH STATE OFFICE OF EDUCATION
 F4 STATEWIDE REVENUES / RECEIPTS
 60-69 INTERNAL SERVICE FUND(S)
 1992 - 1993

TOTAL OTHER	60 - 69	
FINANCING	INTERNAL	
SOURCES	SERVICE	
177,517	10,820,789	
ALPINE		
BEAVER		
BOX ELDER		
CACHE		
CARBON		
DAGGETT		
DAVIS		425,480
DUCHESNE		
EMERY		
GARFIELD		
GRAND		
GRANITE		
IRON		
JORDAN		19,689,620.
JUAB		
KANE		
MILLARD		
MORGAN		
NEBO		
NO. SANPETE		
NO. SUMMIT		
PARK CITY		
PIUTE		
RICH		
SAN JUAN		351,895
SEVIER		
SO. SANPETE		
SO. SUMMIT		
TINTIC		
TOOELE		
UINTAH		
WASATCH		
WASHINGTON		
WAYNE		
WEBER		
SALT LAKE		5,004,881
OGDEN		95,611
PROVO		
LOGAN		
MURRAY		294,467
TOTALS	177,517	36,682,743

UTAH STATE OFFICE OF EDUCATION
F4 STATEWIDE REVENUES / RECEIPTS
70-79 TRUST & AGENCY FUND(S)

1992 - 1993

	1000 RECEIPTS FROM STATE SOURCES			4000 RECEIPTS FROM FEDERAL SC 5000 OTHER FINANCING SOURCES			5200 Interfund Transfers	5700 Decrease In Reserved Fund Balance	5800 Decrease In Designated Fund Balance	5900 Miscellaneous Other
	TOTAL RECEIPTS, LOCAL	3405 Social Security and Retirement	All Other RECEIPTS From State	TOTAL RECEIPTS, STATE	TOTAL RECEIPTS, FEDERAL	TOTAL RECEIPTS, 70-79 TRUST/AG				
ALPINE	801,537					801,537				
BEAVER	759,542					759,542				
BOX ELDER	3,108,967					3,108,967				
CACHE	850,866	25,000	142,707	167,707	1,218	1,019,791				
CARBON	39,540					39,540				
DAGGETT	380,697		76,470	76,470	192,590	649,757				
DAVIS	9,951		9,008	9,008		18,959				
DUCHESNE	702,155					702,155				
EMERY										
GARFIELD										
GRAND	6,342					6,342				
GRANITE	327,469	30,000	361,317	391,317	22,214	741,000		313		
IRON	102,547					102,547				
JORDAN	221,059		6,307	6,307		227,367				
JUAB										
KANE	26,066				58,152	84,218			952	
MILLARD	124,104					124,104			4,255,417	
MORGAN										
NEBO										
NO. SANPETE										
NO. SUMMIT	73,183					73,183				
PARK CITY										
PIUTE										
RICH										
SAN JUAN	32,574					32,574				
SEVIER	1,369,607		156,150	156,150	37,013	1,562,770				
SO. SANPETE										
SO. SUMMIT	139,848					139,848				
TINTIC	1,261,147					1,261,147				5,699
TOOELE										
UINTAH										
WASATCH										
WASHINGTON	46,817		19,321	19,321		66,138				
WAYNE	120,240					120,240				
WEBER	476,326		493,522	493,522		969,848			9,699	
SALT LAKE	291,561		29,348	29,348		320,909				
OGDEN	195,531					195,531				
PROVO	3,518,534		1,265,555	1,265,555	1,378,551	6,162,640				
LOGAN										
MURRAY	215,261					215,261	79,000			
TOTALS	15,201,470	55,000	2,559,705	2,614,705	1,689,738	19,505,914	79,000	313	4,266,068	5,699

UTAH STATE OFFICE OF EDUCATION
 F4 STATEWIDE REVENUES / RECEIPTS
 70-79 TRUST & AGENCY FUND(S)
 1992 - 1993

	TOTAL OTHER FINANCING SOURCES	70-79 TRUST & AGENCY FUNDS
ALPINE		801,537
BEAVER		759,542
BOX ELDER		3,108,967
CACHE		1,019,791
CARBON		39,540
DAGGETT		649,757
DAVIS		18,959
DUCHESNE		702,155
EMERY		
GARFIELD		
GRAND		6,342
GRANITE		741,313
IRON	313	102,547
JORDAN		227,367
JUAB		
KANE		
MILLARD		84,218
MORGAN	952	125,056
NEBO	4,255,417	4,255,417
NO. SANPETE		
NO. SUMMIT		
PARK CITY		73,183
PIUTE		
RICH		
SAN JUAN		32,574
SEVIER		1,562,770
SO. SANPETE		
SO. SUMMIT		139,848
TINTIC		
TOOELE	5,699	1,266,846
UINTAH		
WASATCH		
WASHINGTON		66,138
WAYNE	9,699	129,939
WEBER		969,848
SALT LAKE		320,909
OGDEN		195,531
PROVO		6,162,640
LOGAN		
MURRAY	79,000	294,261
TOTALS	4,351,080	23,856,994

UTAH STATE OFFICE OF EDUCATION
F4 STATEWIDE REVENUES / RECEIPTS
SUMMARY OF REVENUES AND OTHER FINANCING SOURCES
1992 - 1993

	TOTAL LOCAL REVENUES - All Funds	TOTAL STATE REVENUES - All Funds	TOTAL FEDERAL REVENUES - All Funds	TOTAL OTHER REVENUES	TOTAL REVENUES - All Funds	TOTAL OTHER FINANCING SOURCES - All	GRAND TOTAL REVENUES & OTHER
ALPINE	42,853,061	86,203,187	7,589,248		136,645,496	30,593,382	167,238,878
BEAVER	2,237,461	3,155,468	376,933		5,769,862	382,252	6,152,114
BOX ELDER	13,723,433	22,248,535	2,346,989	10,222	38,329,179	268,989	38,598,168
CACHE	13,324,505	29,922,930	2,077,481		45,324,916	15,295,169	60,620,085
CARBON	8,228,049	10,803,039	1,453,478		20,484,566		20,484,566
DAGGETT	932,188	740,872	152,735	71,750	1,897,545	39,839	1,937,384
DAVIS	53,232,412	122,536,294	12,209,708		187,978,414	5,646,397	193,624,811
DUCHESNE	6,019,926	10,003,911	1,460,259	1,999	17,486,095	3,536,096	21,022,191
EMERY	18,558,927	2,188,279	850,755		21,597,961		21,597,961
GARFIELD	1,769,628	3,850,202	413,890		6,033,720	478,326	6,512,046
GRAND	3,015,804	3,514,559	409,718	15,094	6,955,175	100,866	7,056,041
GRANITE	80,737,898	154,806,469	17,645,873	61,458	253,251,698	2,235,867	255,487,565
IRON	8,921,712	11,028,424	1,217,882		21,168,018	4,165,677	25,333,695
JORDAN	91,791,144	139,739,090	10,737,382		242,267,516	75,577,675	317,845,291
JUAB	2,524,333	3,329,113	536,099		6,389,545	109,126	6,498,671
KANE	2,393,426	3,707,121	474,338		6,574,885	172,150	6,747,035
MILLARD	16,203,662	2,524,217	1,342,363		20,070,242	5,481,652	25,551,895
MORGAN	2,658,386	4,032,839	327,082	708	7,019,016	5,015,073	12,034,089
NEBO	14,591,469	34,772,138	4,027,657		53,391,204	21,280,003	74,671,207
NO. SANPETE	2,087,861	5,678,159	975,278		8,741,298	972,960	9,714,258
NO. SUMMIT	1,705,694	2,187,606	169,404		4,062,704	158,262	4,220,966
PARK CITY	11,923,174	1,501,761	343,781		13,768,716	3,366,453	17,135,169
PIUTE	449,287	1,699,838	157,796		2,306,921	126,027	2,432,948
RICH	1,522,271	1,606,563	187,653	544	3,317,031	46,370	3,363,401
SAN JUAN	5,331,182	10,041,597	6,377,398	17,206	21,760,364	567,315	22,327,699
SEVIER	5,908,496	11,060,540	1,717,957		18,676,993	15,297	18,692,290
SO. SANPETE	1,725,671	7,635,689	1,108,779		10,470,139		10,470,139
SO. SUMMIT	5,699,214	873,410	289,677	17,720	6,880,021	146,348	7,026,369
TINTIC	1,141,632	1,434,032	105,261		2,680,925	1,500	2,682,425
TOOELE	9,901,988	14,816,619	2,621,122	473,049	27,812,778	9,957,960	37,770,738
UINTAH	10,439,701	12,458,158	2,838,450		25,736,309	118,286	25,854,595
WASATCH	3,654,926	6,333,965	625,112		10,614,003	244,605	10,858,608
WASHINGTON	17,896,142	27,571,967	2,544,682		48,012,791	6,213,532	54,226,323
WAYNE	776,308	2,187,646	229,474		3,193,428	539,676	3,733,104
WEBER	28,494,895	57,381,237	5,999,809		91,875,941	36,772,387	128,648,328
SALT LAKE	67,270,019	37,060,056	12,013,266	40,932	116,384,273	3,161,132	119,545,405
OGDEN	15,516,060	26,618,278	5,594,412		47,728,749	5,240,675	52,969,425
PROVO	20,763,648	29,611,846	5,689,220	53,000	56,117,714	14,232,564	70,350,278
LOGAN	7,145,967	11,188,764	1,276,206	188,805	19,799,742	6,131,276	25,931,018
MURRAY	11,210,491	10,597,628	1,273,066		23,081,185	307,492	23,388,677
TOTALS	614,281,991	926,642,045	117,787,674	945,487	1,661,657,198	258,698,658	1,920,355,855

370

370

UTAH STATE OFFICE OF EDUCATION
F4 STATEWIDE EXPENDITURES / DISBURSEMENTS
10 MAINTENANCE AND OPERATION FUND
1992 - 1993

	1000 INSTRUCTION										TOTAL				270
	131 Salaries - Teachers	132 Salaries - Substitute Teachers	161 Salaries - Tchr. Aides & Paraprof.	Salaries - All Other	SALARIES (Subtotal)	210 State Retirement	220 Social Security	230 Local Retirement	240 Group Insurance	Industrial Insurance					
ALPINE	48,037,531	626,121	1,759,281		50,422,933	6,706,962	3,847,175		6,157,355	197,561					
BEAVER	1,861,863	21,889	75,478		1,959,230	252,575	148,697		332,825	4,293					
BOX ELDER	13,979,353	146,619	904,795		15,030,767	1,985,080	1,157,665		1,858,531	26,208					
CACHE	14,821,996	257,350	997,733		16,077,079	2,122,617	1,238,242		2,072,327	20,785					
CARBON	5,200,030	104,244	474,231	50,885	6,829,390	832,634	518,062	46,740	932,122	124,260					
DAGGETT	416,134	8,348	40,062	25,902	490,446	61,983	36,946	8,218	95,158	1,400					
DAVIS	64,412,277	853,269	4,695,922	5,204,909	75,166,377	10,147,815	5,659,690		10,016,361	193,561					
DUCHESNE	5,181,182	83,088	573,734		5,838,004	759,647	451,698		985,483	17,254					
EMERY	5,122,101	45,318	354,555	38,000	5,559,974	742,894	427,106		884,837	26,727					
GARFIELD	1,501,809	22,904	131,584	153,101	1,809,398	241,276	136,915		325,753	16,463					
GRAND	2,036,624	38,812	236,555	54,453	2,366,444	315,689	181,322		233,338	15,522					
GRANITE	99,612,929	1,395,994	5,698,531		106,707,454	14,247,561	8,245,814		10,808,865	261,973					
IRON	6,343,352	98,983	576,978		7,019,313	920,871	537,744	37,174	1,072,037	21,842					
JORDAN	81,867,906	1,242,147	5,264,853	246,452	88,621,358	11,786,541	6,750,618	875,475	13,022,377	1,123,293					
JUAB	1,871,040	21,850	273,041		2,165,931	278,778	164,211		292,438	5,647					
KANE	2,107,152	50,296	172,589	8,477	2,338,514	313,054	190,768		274,986	61,637					
MILLARD	5,724,600	95,299	467,319	15,346	6,302,564	818,634	486,706	10,080	790,084	20,311					
MORGAN	2,144,057	24,632	85,174		2,253,863	314,771	182,011		312,654	5,086					
NEBO	19,036,842	218,679	1,160,211	339,608	20,755,340	2,268,273	1,614,633		3,375,962	162,220					
NO. SANPETE	2,826,599	42,797	302,631	1,100	3,173,127	409,765	248,656		456,811	9,591					
NO. SUMMIT	1,405,006	15,856	29,998		1,450,860	200,805	114,768		191,409						
PARK CITY	3,607,735	63,410	271,201	5,670	3,948,016	515,971	301,491		508,454						
PIUTE	694,253	4,770	24,766		723,789	90,836	53,800		103,517						
RICH	920,698	10,812	92,496		1,024,006	137,874	76,421		184,324						
SAN JUAN	6,580,556	120,845	674,225	2,702	7,378,327	939,619	559,327		807,431	25,733					
SEVIER	6,142,966	98,989	490,847	25,522	6,758,324	900,713	509,266		811,895	17,497					
SO. SANPETE	3,411,797	53,014	248,129	37,711	3,750,651	477,756	133,724		782,316	32,421					
SO. SUMMIT	1,519,050	33,113	111,401	37,257	1,700,821	218,049	131,287		275,705	7,557					
TINTIC	577,272		36,985		614,257	82,166	46,325		101,128	5,450					
TOOELE	9,483,966	188,991	503,958		10,176,915	1,326,664	773,524		1,811,108	58,039					
UTAH	8,415,421	140,233	738,428	48,665	9,342,747	1,227,120	707,532		1,418,245	73,682					
WASATCH	4,144,560	54,491	249,802	103,276	4,552,129	789,207	462,141		501,866	22,923					
WASHINGTON	16,239,197	264,476	797,635		17,301,878	2,231,039	1,330,734		2,299,677	30,142					
WAYNE	937,376	13,438	71,175	7,393	1,029,382	129,977	80,611		213,564						
WEBER	33,443,837	424,735	1,956,882		35,825,454	4,786,282	2,718,573		4,137,603	36,633					
SALT LAKE	37,696,973	509,082	2,826,094	132,872	41,165,021	5,429,149	3,136,890		3,426,130	117,900					
OGDEN	16,185,694	230,720	1,413,936	503,631	18,333,981	2,408,648	1,367,832		1,891,172	110,198					
PROVO	17,995,828	276,251	1,830,876	489,278	20,592,233	2,622,065	1,562,791		2,921,406	96,366					
LOGAN	7,088,795	127,555	558,123	148,252	7,922,725	997,168	603,470		811,151						
MURRAY	8,216,601	126,626	473,274	2,083	8,818,584	1,159,638	666,933	38,087	1,264,542						
TOTALS	569,813,558	8,156,046	37,645,458	7,632,545	623,297,606	82,198,165	47,562,118	1,245,817	78,762,947	2,961,827					

UTAH STATE OFFICE OF EDUCATION
F4 STATEWIDE EXPENDITURES / DISBURSEMENTS
10 MAINTENANCE AND OPERATION FUND
1992 - 1993

	1000 INSTRUCTION (Continued)										TOTAL	680 All Other Supplies and Materials	700 Property (Instructional Equipment)
	280 Unemployment Insurance	290 Other Employee Benefits	EMPLOYEE BENEFITS	300-500 Purchased Services	610 Supplies	641 Books (Textbooks Only)	670 Courseware	SUPPLIES AND MATERIALS	TOTAL				
ALPINE	39,643		16,948,696	606,585	2,454,286	785,149		19,446	3,258,881		1,592,414		
BEAVER			738,390	18,961	108,565	44,196			152,761		109,920		
BOX ELDER	6,633		5,034,117	273,516	185,923	33,779			219,702		328,475		
CACHE	25,578	175,207	5,654,756	752,159	426,725	15,260		631	471,247		634,686		
CARBON	10,928		2,464,746	294,118	336,502	85,651		15,163	438,381				
DAGGETT		2,986	206,693	32,940				2,050			2,609		
DAVIS	24,768		26,042,195	1,175,379	1,157,974	438,111		20,712	1,616,797		1,899,029		
DUCHESNE	3,511		2,217,593	85,240	63,262	12,130		49,845	125,237		809,310		
EMERY	8,359	55,511	2,145,434		491,296	33,838		58,681	583,815				
GARFIELD	2,668		723,075	153,917	115,940	68,220			184,160		176,591		
GRAND		10,139	756,010	116,446	10,439			10,439			24,072		
GRANITE	66,710	1,572,822	35,203,745	889,299	3,080,935	1,616,620		235,472	4,933,027		21,740		
IRON	5,139		2,594,807	110,804	266,486	208,082			475,482				
JORDAN	22,023		33,580,327	788,493	1,707,898	465,957		79,050	2,612,567		1,309,059		
JUAB	3,322		744,395	25,773	173,096	40,743			213,839		99,498		
KANE	5,242		845,686	51,279	102,907	43,625		33,412	179,945		171,603		
MILLARD	37		2,125,852	192,597	241,972	92,840		86,770	435,523		396,157		
MORGAN	2,355		816,877	196,039	28,240	9,613			40,938		105,966		
MURRAY	9,457		7,430,545	519,883	789,148	227,539			1,029,813		75,224		
NEBO	141		1,124,964	91,927	284,961	27,033			311,994		96,738		
NO. SANPETE			516,459	52,850	15,994				15,994		72,438		
NO. SUMMIT	484		1,326,400	158,143									
PARK CITY	2,793		250,946	62,954	31,341	7,231			38,572		79,371		
PIUTE			400,794	27,515	44,779	410			45,189		26,466		
RICH	7,393		2,359,423	188,855	527,629	89,653		35,538	652,821		235,236		
SAN JUAN	2,617	19,916	2,265,605	220,493	298,538	194,732			507,793		339,740		
SEVIER	5,896	11,042	1,446,166	54,606	272,103	85,992		6,141	364,236		67,902		
SO. SANPETE	5,887		655,549	132,607	44,149	2,401			50,395		99,032		
SO. SUMMIT		660	235,729	21,450	14,230	2,022			53,300				
TINTIC	8,828	93,686	4,071,849	581,679	103,427	14,791		510	144,020		136,604		
TOOELE	3,657	6,000	3,436,236	192,273	267,004	153,300		9,398	429,702		166,745		
UINTAH			1,815,122		682,553	398,774			1,081,327		222,793		
WASATCH	1,084		6,054,095	538,917	83,799	15,437		11,843	111,079		541,231		
WASHINGTON	4,185		428,337	33,292							117,927		
WAYNE	10,789		11,689,880	306,282	3,052,216	842,918			3,895,134		4,970		
WEBER	35,012	267,343	12,412,424	961,010	1,335,613	1,092,775		3,619	2,432,007		1,081,929		
SALT LAKE	18,413		5,796,264	142,206	923,367	9,742		424	933,533		349,414		
OGDEN	8,590		7,211,218	704,809	775,036	45,819		1,480	975,219		336,942		
PROVO		77,884	2,489,673	539,925	339,960	154,911		21,095	515,966		307,705		
LOGAN			3,131,725	52,742	110,598	180,744		280	296,492		276,278		
MURRAY	2,525												
TOTALS	354,672	2,307,251	215,392,796	11,347,963	20,948,892	7,540,038		691,560	29,839,672		12,315,815		

UTAH STATE OFFICE OF EDUCATION
F4 STATEWIDE EXPENDITURES / DISBURSEMENTS
10 MAINTENANCE AND OPERATION FUND
1992 - 1993

800 Other Objects	EXPENDITURES, INSTRUCTION	2100 SUPPORT SERVICES - STUDENTS:										TOTAL SALARIES (Subtotal)	200 Employee Benefits
		141 Salaries - Attend. & Soc. Work	142 Salaries - Guidance Personnel	143 Salaries - Health Services	144 Salaries - Psychological	152 Salaries - Secretarial and Clerical	Salaries - All Other						
ALPINE	72,829,509	758	1,292,399	39,560	403,875	159,569						1,896,161	671,767
BEAVER	2,981,962		28,794									28,794	11,209
BOX ELDER	20,984,033		353,147	22,478	100,726	33,076					36,825	546,252	178,845
CACHE	23,620,065		353,767	20,586	88,404	2,740						465,498	137,467
CARBON	10,033,364		142,607		34,727						29,037	206,371	66,487
DAGGETT	744,163												
DAVIS	105,914,777	376,149	1,285,241		414,244	80,721				194		2,156,549	719,250
DUCHESNE	9,076,503		93,321		32,374							125,695	37,140
EMERY	8,316,728		56,828	26,318	45,871	5,943						134,960	36,775
GARFIELD	3,047,141												
GRAND	3,288,489												
GRANITE	147,753,875	13,236	3,743,446	116,107	1,031,346	418,366				508,436		13,236	5,693
IRON	10,200,406	940,541	70,429	27,748	28,610	3,625						6,758,242	1,843,131
JORDAN	127,255,981	258,580	1,809,028	139,558	1,709,776	68,167				215,939		4,201,048	1,370,959
JUAB	3,259,480	6,706	30,300	21,776		11,858						70,641	26,783
KANE	3,701,782		17,603									17,603	
MILLARD	9,521,300	31,847	35,523	9,243	46,801							91,567	135,876
MORGAN	3,452,426	37,283	555,281		168,024	2,186						34,033	16,187
NEBO	29,810,805		37,652		15,444	48,967						809,555	242,884
NO. SANPETE	4,802,907		30,610									53,096	20,566
NO. SUMMIT	2,108,601		134,597									30,610	6,483
PARK CITY	5,432,559											134,597	74,901
PIUTE	1,155,632												
RICH	1,523,970												
SAN JUAN	10,950,656		234,197							4,937		4,937	1,108
SEVIER	38,116		64,196		4,165	15,630				46,260		158,403	51,999
SO. SANPETE	5,685,524		55,897	28,152		55,800						111,697	44,642
SO. SUMMIT	2,640,301	7,396	60,153		12,917					900		81,366	24,456
TINTIC	925,736	2,526										2,526	1,295
TOOELE	14,967,342		404,631	27,215	40,493	43,940						364,152	101,436
UINTAH	13,295,534		151,616		39,039	11,537				22,481		216,604	64,932
WASATCH	7,145,354									14,412			
WASHINGTON	25,722,411												
WAYNE	1,727,334		21,655	4,987									
WEBER	52,475,935		1,013,287	126,669		221,742				4,555		1,365,753	479,137
SALT LAKE	58,052,391	27,565	1,376,551	69,168	49,932	94,711				10,712		1,628,805	507,711
OGDEN	25,987,468	30,950	533,817	36,352	105,486	120,008				413,240		1,239,853	409,113
PROVO	29,726,905	70,633	349,528		433,975	70,394				46,137		970,667	325,369
LOGAN	11,791,076		160,538	10,927		18,516				4,710		194,721	61,419
MURRAY	12,600,104		371,802	21,045	36,390	29,781				34,823		493,841	168,222
TOTALS	894,240,601	1,804,170	15,139,403	747,890	4,881,565	1,550,895				193,628		25,517,552	8,145,806

UTAH STATE OFFICE OF EDUCATION
F4 STATEWIDE EXPENDITURES / DISBURSEMENTS
10 MAINTENANCE AND OPERATION FUND
1992 - 1993

	2200 SUPPORT SERVICES - INSTRUCTIONAL STAFF									
	300-500 Purchased Services	600 Supplies and Materials	700 Property	800 Other Objects	TOTAL EXPENDITURES, STUDENTS	115 Salaries - Supervisors & Directors	133 Salaries - Sabbatical Leave	145 Salaries - Media Personnel -	152 Salaries - Secretarial and Clerical	162 Salaries - Media Personnel -
ALPINE	223,598	7,674			2,799,200	823,021	71,644	360,872	277,310	505,522
BEAVER	5,406				45,409	45,180		30,321		5,561
BOX ELDER	4,709	12,223			742,029	178,747		129,363	57,460	90,994
CACHE	2,838	10,877			616,679	267,261		402,647	133,603	
CARBON	40,595	2,928	204		316,585	107,544		57,842	21,409	
DAGGETT	3,225	225			3,450			4,200		48,689
DAVIS	173,524	8,141	5,631		3,063,095	1,293,138	62,482	708,882	456,457	12,667
DUCHESNE	31,333	1,759	73		196,000	157,165	3,342	85,950	10,256	609,972
EMERY					171,735	83,121		28,000		38,173
GARFIELD										3,000
GRAND	195				19,124			41,482		23,956
GRANITE	45,711	18,420		1,007	8,666,511	1,017,062	77,552	2,096,187	960,767	18,047
IRON	31,131	5,502			212,304	166,787		65,049	11,518	693,207
JORDAN	39,156	4,881		110	5,616,154	949,609	338,043	782,896	584,358	49,713
JUAB	6,510	950			104,883	34,304			7,344	1,013,397
KANE	16,350			8,423	42,376			31,050		37,437
MILLARD					227,444	152,509		103,493	34,153	42,215
MORGAN	3,863	140,525			195,403	41,987				
NEBO	161,312	21,327			1,235,078	594,870	79,739	299,788	174,377	42,482
NO. SANPETE	11,066				84,728	68,087			2,315	139,892
NO. SUMMIT	5,850				42,943	54,064				19,263
PARK CITY	38,222				247,720					50,949
PIUTE								36,500		3,324
RICH	2,345	3,825			12,215			30,418		1,982
SAN JUAN	73,772	3,191			387,070	270,886		303,746	104,694	15,871
SEVIER	4,949	5,759			221,110					104,346
SO. SANPETE	13,393				169,732	48,858		23,062	13,171	44,619
SO. SUMMIT	63	1,716	9,354	3,885	120,840	8,873		60,500	7,397	8,587
TINTIC	9,043	816		10,193	23,873	22,473		16,317		1,409
TOOELE	46,055	43,132	608		555,383	23,507		14,959	2,492	125,088
UINTAH	56,826	8,953	18,298		365,613	160,793		102,334	68,691	114,170
WASATCH	11,925	525			12,450			55,787		44,425
WASHINGTON	135,686	31,895			864,639	215,026	66,967	265,558	67,545	216,366
WAYNE		2,664			32,112	6,046				15,150
WEBER	34,682	57,014	44,120		1,980,706	671,789		388,880	216,883	278,506
SALT LAKE	4,782	13,859			2,155,157	1,048,444		1,368,785	522,107	59,099
OGDEN	59,079	21,981	21,988	13,112	1,765,096	202,200		541,721	93,344	86,557
PROVO	141,846	244	12,188		1,450,314	127,446		540,883	165,763	127,571
LOGAN		4,684			260,824	196,915		124,584	28,833	40,460
MURRAY	7,983	7,516	7,633		685,195	146,915	12,192	148,848	3,531	75,758
TOTALS	1,447,022	443,205	64,350	93,242	35,711,178	9,184,627	711,961	9,280,905	4,025,779	4,824,732



UTAH STATE OFFICE OF EDUCATION
F4 STATEWIDE EXPENDITURES / DISBURSEMENTS
10 MAINTENANCE AND OPERATION FUND
1992 - 1993

	TOTAL	Salaries - All Other	SALARIES (Subtotal)	200 Employee Benefits	300-500 Purchased Services	800 Supplies & Materials	644 Library Books	650 Periodicals	660 Audio Visual Materials	700 Property	800 Other Objects
ALPINE		564,093	2,602,462	1,003,830	100,312	158,530	155,911	34,601	44,012	14,749	3,124
BEAVER			81,062	25,001	650	932	10,092	1,941	6,945		
BOX ELDER			456,564	132,277	22,785						
CACHE			803,511	290,962	166,697	28,777	54,069	10,693	51,270	30,780	2,265
CARBON			235,484	85,512	71,387	29,283	26,906	10,932	41,787	2,037	3,184
DAGGETT			16,867	3,601		716	7,810	1,785	3,366		
DAVIS	89,393		3,220,324	1,171,940	523,855	135,810	215,400	60,378	486,347	74,545	821
DUCHESNE			294,886	102,768	164,604	96	13,965	-16	10,741	13,716	
EMERY			114,121	61,934			31,872		17,623		
GARFIELD			23,956	13,362		2,373	12,363	7,354	2,110		
GRAND			59,529	15,155							
GRANT	922,729		5,767,504	1,657,316	855,095	262,229	185,469	9,160	112,599		
IRON			293,067	92,853	123,696	7,894	56,405	10,607	26,964		
JORDAN	58,208		3,726,511	1,029,616	657,625	435,599	218,945	67,923	120,272	98,041	57,214
JUAB	34,409		113,494	59,103	41,355	13,477	6,332		10,464		575
KANE			73,265	26,088			6,300	5,198	2,760		1,126
MILLARD			290,156	68,727	6,807						
MORGAN			84,469	37,147	25,032	717	5,757		1,691	12,906	1,000
NEBO			1,288,666	431,281	198,285	7,803	83,059	2,309	30,870		
NO. SANPETE	55,532		142,243	51,446	13,794	2,519					64,618
NO. SUMMIT			73,327	9,500							
PARK CITY			87,449	30,508	215		1,420				
PIUTE			33,742	11,953			1,449				
RICH			1,982	427	7,633	2,172		705	1,750	1,952	
SAN JUAN	336,220		1,031,417	310,632	161,298	54,037	11,443	1,325	4,217		
SEVIER			104,346	50,085	37,788	44,785		5,262	2,799		
SO. SANPETE			129,710	48,746	3,887	35,505	8,561	3,199	30,250	548	5,612
SO. SUMMIT	120		85,477	34,565	4,433	272					
TINTIC			40,198	11,093	130	1,692	6,512	1,515	1,778	60	
TOOELE			241,034	56,893	116,282	34,497	27,501	9,766	6,769	3,455	7,725
UINTAH	74,988		445,988	167,477	94,796	11,363	6,765	6,740	3,539	1,086	402
WASATCH			100,212								
WASHINGTON			831,462	309,963	39,122		189,568	7,453	114,470	10,292	
WAYNE			21,196	8,174	345	137	4,582	4,320	909		
WEBER	11		1,556,169	553,273	47,693	26,312	140,636	25,747	150,085	29,179	43,313
SALT LAKE	671,103		3,669,538	1,205,556	393,873	196,745	88,126	19,198	127,727	29,300	210,588
OGDEN	487,151		1,410,974	445,888	101,499	64,377	3,946	753	10,837		43,886
PROVO	147,415		1,109,078	377,510	203,109	4,284	47,793	16,842	2,855		326
LOGAN	3,784		394,576	123,241	7,588	3,582	22,283	7,357	11,539	55,659	445
MURRAY	30,559		417,803	149,628	83,318	10,100	37,576	3,093	2,997		
TOTALS		3,475,815	31,473,818	10,265,030	4,274,988	1,566,615	1,688,806	336,141	1,442,342	378,305	446,224



UTAH STATE OFFICE OF EDUCATION
F4 STATEWIDE EXPENDITURES / DISBURSEMENTS
10 MAINTENANCE AND OPERATION FUND
1992 - 1993

	2300 SUPPORT SVCS. - DIST. GEN. ADMINISTRATION										TOTAL SALARIES (subtotal)	200 Employee Benefits	300-500 Purchased Services	522 Liability Insurance
	TOTAL EXP. INSTRUCTIONAL STAFF	111-114 Salaries - District	115 Salaries - Supervisors & Directors	133 Salaries - Sabbatical Leave	152 Salaries - Secretarial & Clerical	Salaries - All Other	300-500 Purchased Services	200 Employee Benefits	522 Liability Insurance					
ALPINE	4,117,531	150,338			50,793					201,131	75,367	240,445		
BEAVER	126,623	82,172			9,282					91,454	52,510	20,326	12,188	
BOX ELDER	611,626	123,014			33,903					156,917	51,267	40,047		
CACHE	1,439,025	67,700			20,064					87,764	49,858	42,482	33,739	
CARBON	506,512	133,089			34,655				650	168,394	55,669	46,776		
DAGGETT	34,145	47,845			9,256					58,343	15,912	10,747		
DAVIS	5,888,599	373,269	1,242		128,326					501,595	162,615	323,646		
DUCHESNE	601,581	75,571			30,418					105,989	52,416	25,865		
EMERY	225,550	71,333			20,157					91,490	67,912			
GARFIELD	61,508	71,616	8,044		33,537					113,197	46,896	46,653		
GRAND	74,684	54,631			19,744					74,375	25,015	14,063		
GRANITE	8,849,372	243,103	300,698		227,367					771,168	286,148	160,544	427,220	
IRON	611,486	93,562			11,518					105,080	57,130	35,567		
JORDAN	6,411,746	177,893			61,397					239,290	80,597	215,585		
JUAB	244,799	67,930			8,955					76,885	39,296	28,260		
KANE	114,737	61,251	22,762		2,762					86,774	16,440	315	11,576	
MILLARD	365,690	114,176								114,176	57,872	51,342		
MORGAN	168,719	62,900			29,664					92,564	45,114	69,803		
NEBO	2,042,273	76,500	28,024		57,274					161,798	61,237	55,636		
NO. SANPETE	2,74,620	88,586	2,000		31,495					122,081	71,672	16,553		
NO. SUMMIT	82,827	46,400			11,254					57,654	22,574	31,175		
PARK CITY	119,592	57,500	87,000		13,805					158,305	63,614	146,414		
PIUTE	51,551	57,906			1,937					60,443	35,759	29,046		
RICH	17,756	28,393			19,038					47,431	33,108	24,102		
SAN JUAN	1,576,888	150,770			39,924					190,694	64,035	115,437	6,332	
SEVIER	237,552	138,621			54,059					201,237	81,039	55,679	30,701	
SO. SANPETE	265,470	72,730	8,557		14,141					86,871	35,679	19,961		
SO. SUMMIT	124,807	62,774			21,092					84,766	41,140	54,361		
TINTIC	66,372	46,688								46,688	21,019	17,761		
UOOLE	501,553	155,092			42,585					197,677	247,254	54,569		
UINTAH	737,070	81,498			33,492					114,990	50,780	74,870		
WASATCH	100,212	103,932	5,700		8,190					131,479	70,750	48,976		
WASHINGTON	1,502,330	76,568			40,248					116,816	79,996	12,800	4,390	
WAYNE	39,663	54,500			1,206					55,706	58,825	12,800		
WEBER	2,543,228	215,743	78,930		93,171					388,744	140,768	89,114		
SALT LAKE	5,719,942	188,586			58,217					246,803	87,964	108,273		
OGDEN	2,278,162	91,428								126,639	42,406	59,886		
PROVO	1,805,357	98,192	165,643		60,408					332,955	110,487	127,516		
LOGAN	570,492	21,200			19,662					40,862	16,970	17,616		
MURRAY	760,619	72,484	106,062		35,933					214,479	90,111	40,209		
TOTALS	51,872,269	4,057,484	814,662	1,388,929	60,640	6,321,715	2,652,419	526,146	352	352	352	352	352	

UTAH STATE OFFICE OF EDUCATION
 F4 STATEWIDE EXPENDITURES / DISBURSEMENTS
 10 MAINTENANCE AND OPERATION FUND
 1992 - 1993

		2800 SUPPORT SERVICES - SCHOOL ADMINISTRATION										TOTAL							
		600 Supplies and Materials		700 Property		800 Other Objects		TOTAL Dis. GEN. ADMIN		121 Salaries - Principals & Assistants		152 Salaries - Secretarial and Clerical		Salaries - All Other		200 Employee Benefits		300-500 Purchased Services	
ALPINE	13,159							546,180	16,077	2,914,819	1,245,744	110,347	4,270,910	1,462,825	40,515				
BEAVER	201							176,679		143,672	85,380		229,052	102,048	3,783				
BOX ELDER	10,471							282,593	23,891	1,080,262	336,699		1,416,961	419,835	54,512				
CACHE								231,240	17,397	1,244,347	373,630		1,617,977	578,762	8,879				
CARBON	22,890							313,636	19,907	601,307	181,814		783,121	266,033	12,120				
DAGGETT	497							85,499		31,900	26,340		58,240	12,434					
DAVIS	46,197							1,055,202	21,149	4,600,600	1,620,362		6,220,962	2,192,385	208,993				
DUCHESNE	1,314							198,777	13,193	501,709	207,465		709,174	261,294					
EMERY								159,402	29,143	440,963	160,800		601,763	236,664					
GARFIELD	11,218			4,930				252,037		215,743	81,894		297,637	146,356					
GRAND	1,484							114,937		188,046	54,022		255,241	79,301					
GRANITE	77,528							1,750,108	27,500	6,175,599	3,371,262	13,173	9,546,861	3,420,161	6,485				
IRON	5,631							203,408	15,018	612,546	256,418		868,964	304,220	9,133				
JORDAN	3,654			200				554,344		5,065,354	2,701,008	80,833	7,847,195	2,652,080	25,726				
JUAB	8,254			1,605				146,921	-18,955	140,595	47,054		187,648	75,039	204,697				
KANE	25							122,108	18,554	185,726	125,799		311,525	98,821	6,228				
MILLARD	5,771							230,741	9,367	330,604	205,267		535,871	222,662					
MORGAN								216,848		182,925	91,102		274,027	89,978					
NEBO	8,416							287,087	8,413	1,512,866	633,212		2,146,078	808,344					
NO. SANPETE	579							219,298	3,475	170,562	93,263		263,825	111,609					
NO. SUMMIT	5,196			149				120,223		125,380	35,471		160,851	57,445					
PARK CITY	56							368,389		304,400	130,782		435,182	136,601					
PIUTE	3,294			352				128,894		17,400	19,447	1,000	37,847	15,748					
RICH	12,291							116,932		55,917	25,942		81,859	32,266	804				
SAN JUAN	17,734							398,428	4,195	466,693	255,991		722,684	249,944	7,201				
SEVIER	5,405			1,481				385,332	9,790	485,502	145,851		631,353	204,517	42,509				
SO. SANPETE								142,511		240,176	13,171		262,203	91,267	8,981				
SO. SUMMIT	3,534			300				184,301	200	129,521	47,528		178,649	60,613	17,475				
TINTIC	505							88,056	2,083	23,514	12,823		36,337	15,824	1,217				
TOOELE	5,213			279				512,980	7,988	722,518	293,033		1,020,561	229,425	27,940				
UINTAH	15,969							268,061	11,452	791,021	304,571		1,095,592	414,927	20,636				
WASATCH	2,592							186,542	3,495	234,701	130,941		365,642	3,127					
WASHINGTON	18,755							286,317		1,478,658	748,759		2,227,417	757,241	3,127				
WAYNE	5,693			10,489				153,447	5,544	51,434	47,382		98,816	49,448	20,734				
WEBER	20,527							721,782	82,629	2,625,518	789,965		3,415,483	1,139,500	987				
SALT LAKE	20,896							331,949	-131,987	2,282,641	1,010,003		3,292,644	1,315,932	81,567				
OGDEN								269,028	40,097	1,606,727	622,737		2,229,464	747,941	111,670				
PROVO	448							590,330	18,914	1,066,843	572,193		1,663,648	580,234	146,689				
LOGAN	4,562							440,239	14,383	440,239	154,977		595,216	202,496	11,977				
MURRAY	1,325							353,488	7,364	586,117	210,498		796,958	326,206	5,972				
TOTALS	361,283		19,785				12,848,428	281,856	281,856	40,075,066	17,470,598	245,774	57,791,438	20,168,426	1,357,410				

UTAH STATE OFFICE OF EDUCATION
F4 STATEWIDE EXPENDITURES / DISBURSEMENTS
10 MAINTENANCE AND OPERATION FUND
1992 - 1993

	2500 SUPPORT SERVICES - BUSINESS										TOTAL	200 Employee Benefits
	600 Supplies and Materials	700 Property	800 Other Objects	TOTAL EXPEND. SCHOOL ADM	114 Salaries - School Business	151 Salaries - Accounting Personnel	152 Salaries - Secretarial and Clerical	Salaries - All Other	SALARIES (Subtotal)	TOTAL		
ALPINE	17,158		8,960	5,800,368		46,582	211,420	193,667	451,669	169,013		
BEAVER				334,883	20,592		9,282	29,874	12,083			
BOX ELDER			6,725	1,898,033	26,649	44,323	64,716	135,688	44,524			
CACHE				2,205,617	46,804	39,711	46,128	132,643	56,949			
CARBON	1,338		4,581	1,067,193		104,963		21,036	125,999	40,796		
DAGGETT	1,660			72,334	28,096			28,096	10,127			
DAVIS	84,223	34,050	25,835	8,766,448		263,825	295,244	356,693	915,762	363,279		
DUCHESNE				970,468	40,555	24,647	19,602	84,804	26,459			
EMERY			31,229	869,656	54,281	54,280		108,561	41,576			
GARFIELD	10,828	180		461,486	37,066			37,066	14,924			
GRAND	1,400			345,075	17,803		17,617	72,443	24,171			
GRANITE	8,271			13,114,766	69,821	82,213	370,430	600,244	1,122,708	502,934		
IRON	3,149			1,202,059	40,088	60,918	83,806	184,812	64,971			
JORDAN				10,703,972		195,690	370,868	26,441	592,999	223,659		
JUAB				268,916	38,491		12,544	51,035	19,359			
KANE	6,287			416,633	46,000	18,500		64,500	22,386			
MILLARD			240	785,807				28,485	5,707			
MORGAN			3,478	380,816	39,780		28,485	64,818	22,729			
NEBO				2,971,056	56,049		170,127	226,176	85,602			
NO. SANPETE	2,352		2,236	393,928	40,058		18,578	58,636	20,930			
NO. SUMMIT				219,396	31,680		11,254	42,934	12,325			
PARK CITY				581,249	62,500	40,943		103,443	30,870			
PIUTE				53,595								
RICH	1,161			116,090	25,316			25,316	10,895			
SAN JUAN				979,829					43,425			
SEVIER	2,252		2,415	883,046		23,490	41,020	138,515	43,425			
SO. SANPETE				362,451	16,262	25,955	10,537	64,510	20,318			
SO. SUMMIT	14,984			271,721	37,154		19,719	52,754	18,572			
TINTIC			250	53,628	15,775	1,601		900	20,312			
TOOELE	27,297			1,305,223	54,109	86,000	22,914	17,376	5,966			
UINTAH	23,762		2,367	1,557,284	37,500	4,977	61,979	184,834	63,840			
WASATCH				368,769				104,456	40,477			
WASHINGTON				3,005,392	60,663	55,719	50,997	167,379	60,012			
WAYNE				149,251			14,780	14,780	7,360			
WEBER			20,259	4,656,809		281,069	118,822	399,891	131,268			
SALT LAKE				4,720,246	107,683	281,304	183,311	572,300	210,134			
OGDEN	2,447	3,169		3,129,710	66,808	42,838	174,695	330,351	111,323			
PROVO	3,329		4,758	2,263,946	58,240	44,316	120,450	280,723	94,528			
LOGAN	1,985		265	805,934	51,677	25,344	18,184	98,660	34,422			
MURRAY	1,854	21,284	4,864	1,197,073	49,648		62,944	125,234	53,067			
TOTALS	215,736	58,683	118,462	79,710,155	1,296,368	1,867,013	2,655,490	1,479,130	7,298,001	2,741,293		

UTAH STATE OFFICE OF EDUCATION
F4 STATEWIDE EXPENDITURES / DISBURSEMENTS
10 MAINTENANCE AND OPERATION FUND
1992 - 1993

	600 Supplies and Materials				700 Property		800 Other Objects		TOTAL EXPENDITURES, BUSINESS		181 Salaries - Operation & Maint.		182 Salaries - Custodial & Maint.		SALARIES - All Other		SALARIES - (Subtotal)		200 Employee Benefits	
	Purchased Services	600 Supplies and Materials	700 Property	800 Other Objects	TOTAL BUSINESS	181 Salaries - Operation & Maint.	182 Salaries - Custodial & Maint.	SALARIES - All Other	SALARIES - (Subtotal)	200 Employee Benefits										
ALPINE	46,134	18,185		210	685,211	44,770	3,378,495	36,871	3,460,086	1,161,462										
BEAVER		19,443			61,400	23,044	161,469		184,513	84,653										
BOX ELDER	23,884				204,096	1,157,673		20,592	1,218,239	455,362										
CACHE	3,551				193,142	1,126,713			1,126,713	432,496										
CARBON	67,806	21,416		1,964	257,981	43,962	775,038	40,036	859,036	272,984										
DAGGETT	10,358	4,500		594	53,675	7,023	90,880	3,326	101,029	44,924										
DAVIS	63,175	123,868		256	1,466,340	495,354	6,235,316	136,355	6,867,025	2,500,782										
DUCHESNE	556				111,819	29,051	599,323		628,374	293,178										
EMERY		33,789			183,926	5,246	130,525		135,772	33,171										
GARFIELD	853			1,550	54,393		160,723		160,723	88,371										
GRAND	13,779				110,393	13,634	218,414		232,048	68,476										
GRANITE	36,790	152,119			1,814,551	772,053	8,112,956	179,548	9,054,941	3,952,941										
IRON	44,101	9,244			303,128	66,656	725,835		792,491	362,045										
JORDAN	26,144	32,701	680	430	876,613	188,559	6,247,328	611,415	7,047,302	2,648,243										
JUAB	22,881	28			93,303		205,657		205,657	88,011										
KANE	15,121	4,325	460		106,791		203,491		203,491	73,925										
MILLARD					34,192	35,815	659,593		695,408	281,677										
MORGAN	3,424	1,500		617	93,088	29,485	129,164		158,649	63,597										
NEBO	9,525	25,964			347,267	40,095	1,979,119	25,596	2,053,810	760,021										
NO. SANPETE	18,330	190		12,115	110,201		250,934		250,934	98,366										
NO. SUMMIT	2,917	499		175	58,850		85,757		85,757	27,093										
PARK CITY	11,434				145,747		315,993		315,993	117,926										
PIUTE							90,791	2,609	93,400	38,805										
RICH	16,008				52,219	15,269	80,697		95,966	34,465										
SAN JUAN	6,969	21			188,930		701,045	20,594	721,639	221,636										
SEVIER	3,107	5,111		245	93,291	29,448	644,861	11,449	685,758	232,209										
SO. SANPETE	8,702				80,028	17,076	282,093	26,969	326,138	98,472										
SO. SUMMIT	3,228	903		392	82,608		187,831	1,800	189,631	65,699										
TINIC	9,208	633			33,183		43,416	14,682	58,098	11,513										
TOOELE	59,327	20,465		125	328,591	44,765	837,626	18,904	882,391	282,763										
UINTAH	1,497	6,204		798	153,432	37,240	831,304	26,673	887,448	310,263										
WASATCH	271			1,282	271	32,748	216,468		275,889	233,026										
WASHINGTON	60,830	16,321			305,824	43,539	1,231,477		1,275,016	468,467										
WAYNE	12,348			7,530	34,488	40,396	78,504		118,900	47,843										
WEBER	22,109	25,921			586,719		2,964,292		2,964,292	926,608										
SALT LAKE	10,004	50,131			842,569		2,559,295		2,559,295	894,969										
OGDEN	44,710			10	486,393	45,745	973,847	813,013	1,832,605	580,730										
PROVO	11,497	38,698		10,714	436,160		1,309,408	20,663	1,330,071	409,011										
LOGAN	41,114	14,977		13,068	202,241		349,068	143,590	492,658	161,382										
MURRAY	21,481	6,066			205,848	10,153	830,620	17,382	858,155	372,700										
TOTALS	753,171	633,222	1,140	52,075	11,478,903	2,160,050	47,162,840	2,172,068	51,494,957	19,300,266										

UTAH STATE OFFICE OF EDUCATION
F4 STATEWIDE EXPENDITURES / DISBURSEMENTS
10 MAINTENANCE AND OPERATION FUND
1992 - 1993

	2700 STUDENT TRANSPORTATION SERVICES										TOTAL
	300-500 Purchased Services	600 Supplies and Materials	700 Property	800 Other Objects	EXPEND OPER/MAINT	152 Salaries - Secretarial and Clerical	171 Salaries - Student Trans.	172 Salaries - Bus Drivers	173 Salaries - Mechanics & Other Garage	174 Salaries - All Other	
ALPINE	982,583	5,266,474		6,867	10,877,472	72,179	38,944	1,535,970	112,402	294,029	
BEAVER	29,197	434,853			733,216			39,918			
BOX ELDER	1,085,262	225,520		621	2,985,004	17,766	53,390	657,666	75,495	13,398	
CACHE	356,136	798,764	18,569	2,700	2,735,378	18,094	39,922	835,309	68,938		
CARBON	272,293	568,137		408	1,972,858	20,632	23,653	183,677	89,753		
DAGGETT	18,853	55,465		601	220,872	3,750	7,022	36,516	13,971		
DAVIS	1,295,491	4,623,007			15,286,305	134,037	43,569	1,825,211	183,166	280,397	
DUCHESNE	255,288	539,340			1,716,180	19,489	14,841	311,079	60,247		
EMERY	1,012		11,282		181,237	22,142	33,041	168,658	31,269		
GARFIELD	168,494	77,503	11,022		506,113		2,678	38,650	626		
GRAND	77,764	175,517			553,805	600	13,000	68,832	15,914	2,359	
GRANITE	2,056,538	6,053,390	1,036,830	981	22,164,256	45,170	114,392	1,889,260	174,140	16,530	
IRON	173,472	469,279	1,158	285	1,798,445	13,417	21,908	215,274	48,551	3,068	
JORDAN	1,062,940	8,517,842	9,916	209	19,286,452	157,093	87,081	1,838,661	272,163	18,407	
JUAB	46,340	175,266		50	515,325	4,333	22,844	44,774			
KANE	88,838	160,630			526,883	4,232	4,832	66,970	4,021		
MILLARD	122,145	587,208	166	981	1,687,584	18,248	36,875	262,518	59,948		
MORGAN	25,791	110,942		285	359,264	5,008	13,245	102,412	19,224		
NEBO	1,619,609	236,097	11,735	364	4,681,272	36,005	41,707	429,685	120,284	191	
NO. SANPETE	32,587	278,449	9,400		670,100	6,131	25,003	37,416	31,502		
NO. SUMMIT	127,824	3,180			243,854	2,520	21,598	175,000	29,393	1,400	
PARK CITY	108,961	348,624		42,708	891,504	5,937	8,189	48,298	10,375	3,978	
PIUTE	12,060	80,743	7,936		275,652	6,298	15,823	75,695			
RICH	112,055	45,938	175		288,599	26,072					
SAN JUAN	254,999	539,978			1,738,252	18,557	16,459	219,176	34,641		
SEVIER	530,756	373,413	5,394	662	1,827,530	20,894	16,459	113,519	28,819	9,161	
SO. SANPETE	270,980	118,113	7,493		821,858			95,604	13,778	4,409	
SO. SUMMIT	5,666	21,390			282,386			278,244	2,745		
TINTIC	25,247	67,070			161,928	2,745	2,745	8,021	2,745		
TOOELE	113,254	821,145		-106,476	1,993,077	15,057	26,186	278,244	30,636	11,863	
UINIAH	170,686	290,703		3,556	1,662,656	22,436	18,620	384,569	76,779	10,801	
WASATCH	256,703	73,928			839,546	5,999	21,324	145,113	27,540	31,481	
WASHINGTON	397,169	1,236,009			3,391,806	8,730	37,688	781,930	87,669		
WAYNE	59,253	63,898	4,126		294,286		4,874	76,810			
WEBER	2,246,490	1,084,942	1,652,632	7,077	8,882,041	19,402	62,298	1,084,022	139,722	41,639	
SALT LAKE	2,959,772	2,248,715			8,662,751	23,860	48,382	630,345	4,764		
OGDEN	321,625	5,623		4,336	2,744,920	25,681	8,311	114,513	15,196		
PROVO	139,247	1,414,669		-270,461	3,022,537			361,321			
LOGAN	609,777	78,806		18,842	1,361,465			7,885			
MURRAY	314,077	671,476			2,216,408	1,888	15,439	92,334			
TOTALS	18,807,232	38,942,045	2,787,834	-271,258	131,061,075	804,401	1,001,948	15,418,063	1,935,531	776,488	



UTAH STATE OFFICE OF EDUCATION
F4 STATEWIDE EXPENDITURES / DISBURSEMENTS
10 MAINTENANCE AND OPERATION FUND
1992 - 1993

	TOTAL SALARIES (Subtotal)	200 Employee Benefits	240 Insurance (Health/Accident/Life)	270 Industrial Insurance	280 Unemployment Insurance	TOTAL BENEFITS (Subtotal)	400 Purchased Property Services	511 Services from other LEAs (In State)	512 Services from other LEAs (Out of State)	513 Commercial
ALPINE	2,053,524	394,164	385,819	7,970	6	787,959	2,308			510
BEAVER	39,918	7,819	16,564	823		25,206	2,260			
BOX ELDER	804,317	162,767	105,506	14,442		282,715	97,299			
CACHE	975,661	188,137	149,445	16,480	2,215	356,277	15,905			
CARBON	317,715	75,023				75,023	6,062			
DAGGETT	61,259	8,080	5,182	16,136	757	30,155	3,538			
DAVIS	2,466,380	945,143		10,025	14	945,143	22,544			
DUCHESNE	405,656	88,752	93,976			192,767	440			
EMERY	255,110	166,255				166,255				
GARFIELD	41,954	18,840				18,840	5,603			
GRAND	100,735	37,683				37,683	1,315			
GRANITE	2,239,492	358,095				711,902	5,376			
IRON	302,218	59,944				93,947	2,506			
JORDAN	2,373,405	452,006			534	927,058	39,928			12,139
JUAB	71,951	11,371	9,671	1,620		22,661	10,494			
KANE	80,056	11,228	4,560	905		16,693				
MILLARD	377,609	96,605	154,150	8,952		259,707	1,361			
MORGAN	139,888	28,017	25,987	3,210		57,215	1,732			
NEBO	627,872	121,241	138,769	6,521	380	266,911	6,089			
NO. SANPETE	200,052	45,710	35,723	927	142	82,502	240			3,121
NO. SUMMIT	90,719	20,329	13,282			33,611	796			
PARK CITY	262,587	110,130				110,130	1,024			
PIUTE	74,199	13,391	16,251			29,642				
RICH	101,794	19,644	19,663	1,450		40,757	12,239			
SAN JUAN	26,072	7,162				7,162				
SEVIER	315,600	57,474	42,256	3,474	65	103,269	16,605			
SO. SANPETE	164,650	98,012				98,012	26,550	1,724		
SO. SUMMIT	128,832	26,480		717		66,775	1,475	120	7,200	
TINTIC	16,256	3,466	2,058			5,524	3,538			
TOOELE	361,986	82,327	17,763			100,090	849			
UINTAH	13,205	107,804	151,156	5,319	3,364	267,643				
WASATCH	31,457	73,501	73,501			73,501				
WASHINGTON	916,017	185,903	159,118	9,600	68	354,689	1,341			
WAYNE	81,684	17,780	15,190	966		33,936				
WEBER	1,305,444	577,505				577,505	94,011			
SALT LAKE	707,351	157,339	105,023	282	184	262,828	248,438			211,682
OGDEN	190,144	36,205	18,992	1,149	192	56,537	48,618			490,337
PROVO	376,517	62,297	45,483	1,808		109,588	4,504			
LOGAN	7,885	1,597				1,597	256,851			
MURRAY	129,259	25,308	23,882	1,827		51,017	14,496			
TOTALS	19,936,430	4,887,033	2,712,812	132,666	7,921	7,740,432	956,337	1,844	7,200	1,679,644

UTAH STATE OFFICE OF EDUCATION
F4 STATEWIDE EXPENDITURES / DISBURSEMENTS
10 MAINTENANCE AND OPERATION FUND
1992 - 1993

	514 Student Allowance	515 Payment In Lieu - Subsistence	516 Pmt of Mileage In Lieu of Bus	520 Insurance	530 Communi-cations (Telephone)	580 Travel/Per Diem	TOTAL OTHER PURCHASED SERVICES	610 Misc. Supplies (Office)	624 Motor Fuel	625 Natural Gas
ALPINE	9,232			98,445	345	7,090	115,622	7,238	209,063	3,466
BEAVER	6,515			3,075			9,590	118	12,589	
BOX ELDER								8,792	97,192	
CACHE	1,505		22,215	63,775		5,535	93,030			
CARBON			8,238	875	893	8,003	18,009			4,933
DAGGETT										
DAVIS								357,539	29,721	
DUCHESNE	22,457				4,284	1,211	27,953		8,251	
EMERY	9,853						9,853		36,774	8,134
GARFIELD	11,576		2,631	825		38	15,070		51,728	
GRAND	6,888			975		532	8,395		11,284	
GRANITE	1,513					3,295	16,947	1,567	10,497	
IRON	8,791		1,200	4,718	1,229		16,758	13,000	170,384	
JORDAN	2,446			11,850	1,285	656	16,237	10,408	31,442	1,950
JUAB	4,299		1,046	1,020		439	6,804	455	139,785	10,463
KANE	1,975			10,556			12,531		10,139	
MILLARD	5,575	12,674		2,775	1,280	1,125	23,428	1,504	19,329	
MORGAN	892			1,590	442	266	3,190		49,302	2,458
NEBO	11,309			5,044	978	3,492	23,944	3,722	26,911	
NO. SANPETE			2,368	2,235	441	7,167	23,944	28,726	69,901	3,896
NO. SUMMIT				1,255	530	3,380	5,165	381	39,304	1,639
PARK CITY	500			3,000	483		3,983	8,512	10,341	378
PIUTE		2,469		775	253	103	3,600		14,794	
RICH	4,881		726	1,005			6,612		13,558	
SAN JUAN	37,109						998,963	383	108,217	
SEVIER	8,532			2,708	907	19,027	31,174	477	40,718	4,058
SO. SANPETE				10,861	1,100	2,541	16,226		32,562	
SO. SUMMIT		342		1,275	627		9,564		22,108	
TINTIC	7,633			300			7,933		4,721	
TOOELE				2,656	203	3,281	6,140		36,578	2,429
UINTAH	26,880			6,225	3,331	2,442	38,878	1,357	53,931	12,431
WASATCH				2,610			2,610		35,450	3,711
WASHINGTON	7,823			4,650	4,501	10,373	27,347		122,199	
WAYNE		2,423		800			3,223		15,349	
WEBER	1,558			22,788	864	1,755	238,647	304,746	85,384	443
SALT LAKE	27			6,594	363	1,355	498,676	7,343	37,820	
OGDEN				2,600		12,100	14,889	745	21,256	600
PROVO		189						133	26,715	
LOGAN									11,449	
MURRAY			48	570	266	1,162	2,046	654		1,344
TOTALS	199,769	18,097	38,471	278,430	24,605	92,143	2,340,202	759,073	1,716,746	62,333



UTAH STATE OFFICE OF EDUCATION
F4 STATEWIDE EXPENDITURES / DISBURSEMENTS
10 MAINTENANCE AND OPERATION FUND
1992 - 1993

	626 Electricity	681 Lubricants	682 Tires and Tubes	683 Repair Parts for Vehicle	684 Repair Parts for Garage	689 Misc. Supplies (Shop)	TOTAL SUPPLIES & MATERIALS	730 Equipment	890 Misc. Expenditures	891 Training
ALPINE	10,390	8,179	25,212	114,736	1,748		380,032		1,310	106
BEAVER		2,784	3,117	3,666			22,274			213
BOX ELDER		5,134	30,055	51,723	10,258		203,154		3,823	2,885
CACHE		979	32,238	66,248	1,363	567	101,396	1,444	15,486	6,643
CARBON	67	2,413	7,152	37,873		24,158	107,589		121	
DAGGETT		568	710	1,781			11,310		1,154	240
DAVIS							357,539	304,790	22,759	
DUCHESNE	3,406	2,269	15,909	18,228	4,635		89,356		860	4,208
EMERY		8,274	8,274	23,953		205	84,160		9,956	65
GARFIELD		2,544	1,880			2,358	18,066	21,881		
GRAND		800	4,880	8,688		153	26,585			687
GRANITE		9,391	28,438	84,736		496	306,445			2,959
IRON	5,975	3,850	7,032	27,419	1,558	2,397	81,623	79	56	4,782
JORDAN	18,879		51,302	228,283	5,869	56,455	521,444	5,342		248
JUAB		1,656	590				12,840		5,769	544
KANE		331	1,827	3,329		10,919	35,735	36,139	894	
MILLARD	4,668	3,487	1,481	25,577		1,264	89,742		2,072	1,402
MORGAN	893	1,348	8,914	13,198	16	1,705	52,986		31	750
NEBO	8,765	5,818	18,992	81,888			192,982		8,402	12,389
NO. SANPETE	1,494	1,379			446		72,988		1,670	
NO. SUMMIT	692	1,417	1,641	7,768			22,618	1,001		1,351
PARK CITY							8,512		276	
PLUTE	52	1,021	4,094	6,606	636		27,203	165,230	3,546	1,203
RICH		3,349	5,124	10,846			32,877		119	
SAN JUAN			2,110	12,748			123,457		4,340	
SEVIER	7,632	4,045	7,325	28,317			95,103	4,075	5,747	452
SO. SANPETE	146	2,347	3,504		2,531		38,559	65,000	1,170	
SO. SUMMIT							22,108		1,943	492
TINTIC		106	949				5,776			300
TOOELE	2,766		10,715	22,910	1,313	5,266	81,977	131,353	817	556
UINTAH	20,714	4,110	10,903	20,209	5,653	3,314	132,622		2,997	1,548
WASATCH	3,710		3,849	14,225	191		61,136	56,951		1,041
WASHINGTON		9,162	14,502	32,900	24,660		203,423		5,401	
WAYNE		2,751	4,149	25,880			48,129	133,559	2,497	
WEBER	3,177						304,746		20,541	
SALT LAKE							96,347			
OGDEN						6,121	44,686		839	548
PROVO	400	657	499	30,541		1,912	55,998		2,167	
LOGAN							26,715		396	
MURRAY	1,221	292	2,494	561		187	18,202		274	
TOTALS	95,047	82,187	319,861	1,004,838	60,877	117,476	4,218,439	926,844	126,263	46,783



UTAH STATE OFFICE OF EDUCATION
 F4 STATEWIDE EXPENDITURES / DISBURSEMENTS
 10 MAINTENANCE AND OPERATION FUND
 1992 - 1993

	TOTAL
ALPINE	3,340,861
BEAVER	99,461
BOX ELDER	1,394,193
CACHE	1,565,842
CARBON	524,519
DAGGETT	107,656
DAVIS	4,119,155
DUCHESNE	721,240
EMERY	525,399
GARFIELD	121,414
GRAND	175,400
GRANITE	3,283,121
IRON	501,969
JORDAN	3,883,662
JUAB	131,064
KANE	182,048
MILLARD	755,321
MORGAN	255,791
NEBO	1,138,589
NO. SANPETE	364,619
NO. SUMMIT	155,261
PARK CITY	386,512
PIUTE	303,420
RICH	195,601
SAN JUAN	1,159,994
SEVIER	566,278
SO. SANPETE	415,914
SO. SUMMIT	231,189
TINTIC	39,327
TOOELE	683,768
UINTAH	956,893
WASATCH	426,696
WASHINGTON	1,508,218
WAYNE	303,028
WEBER	2,302,247
SALT LAKE	1,553,611
OGDEN	839,500
PROVO	564,211
LOGAN	293,444
MURRAY	215,294
TOTALS	36,291,729

UTAH STATE OFFICE OF EDUCATION
F4 STATEWIDE EXPENDITURES / DISBURSEMENTS
10 MAINTENANCE AND OPERATION FUND
1992 - 1993

	100 Salaries	200 Employee Benefits	300-500 Purchased Services	600 Supplies and Materials	700 Property	800 Other Objects	TOTAL EXPENDITURES, PLANNING,	100 Salaries
ALPINE								
BEAVER								
BOX ELDER								
CACHE	185,264							
CARBON	202,495							
DAGGETT	20,788							
DAVIS								103,965
DUCHESNE	368,856							
EMERY								
GARFIELD								
GRAND	4,347							
GRANITE								
IRON								370,320
JORDAN	507,118	197,094	58,390	101,452	6,539	314	363,789	53,233
JUAB								
KANE								
MILLARD	264,546							
MORGAN	40,809							
NEBO	10,318							
NO. SANPETE								
NO. SUMMIT								
PARK CITY								
PIUTE								
RICH								
SAN JUAN								
SEVIER	31,523							
SO. SANPETE								
SO. SUMMIT								
TINTIC								
TOOELE	232,085							
UINTAH								
WASATCH								
WASHINGTON								
WAYNE	503,668	18,699	11,290		492		30,481	150,382
WEBER								
SALT LAKE								
OGDEN								
PROVO								
LOGAN								
MURRAY								
TOTALS	2,371,817	215,793	69,680	101,452	7,031	314	394,270	748,929

UTAH STATE OFFICE OF EDUCATION
F4 STATEWIDE EXPENDITURES / DISBURSEMENTS
10 MAINTENANCE AND OPERATION FUND
1992 - 1993

	MATION SERVICES				2830 STAFF SERVICES				TOTAL EXPENDITURES, INFORMATION	800 Other Objects	700 Property	600 Supplies and Materials	300-500 Purchased Services	200 Employee Benefits	100 Salaries	300-500 Purchased Services	600 Supplies and Materials	
	200 Employee Benefits	300-500 Purchased Services	600 Supplies and Materials	800 Other Objects	100 Salaries	200 Employee Benefits	300-500 Purchased Services	600 Supplies and Materials										
ALPINE	21,995	940	4,776		87,833	174,195	55,638	117,542									12,624	
BEAVER																		
BOX ELDER																		
CACHE																		
CARBON																		
DAGGETT																		
DAVIS	32,775	23,139	16,715		176,594	230,208	79,553	40,854									2,998	
DUCHESNE																		
EMERY																		
GARFIELD																		
GRAND																		
GRANITE	99,265	1,190	7,802		478,577	372,821	132,251	20,173									16,241	
IRON																		
JORDAN	20,449	38,752	926	170	113,530	404,534	138,999	21,905									8,591	
JUAB																		
KANE																		
MILLARD																		
MORGAN																		
NEBO																		
NO. SANPETE																		
NO. SUMMIT																		
PARK CITY																		
PIUTE																		
RICH																		
SAN JUAN																		
SEVIER																		
SO. SANPETE																		
SO. SUMMIT																		
TINTIC		1,582			1,582													
TOOELE																		
UINTAH																		
WASATCH																		
WASHINGTON																		
WAYNE																		
WEBER																		
SALT LAKE																		
OGDEN	53,254	19,799	31,811		255,246	150,875	97,157	6,574									111	
PROVO						209,277	74,109	9,206									15,802	
LOGAN						126,395	34,956	27,519									6,139	
MURRAY	2,329	392	269		13,897	184,788	61,846	76,220									43,522	
TOTALS	230,067	85,794	62,299	170	1,127,259	1,940,835	721,753	390,455									106,345	

UTAH STATE OFFICE OF EDUCATION
F4 STATEWIDE EXPENDITURES / DISBURSEMENTS
10 MAINTENANCE AND OPERATION FUND
1992 - 1993

2800 DATA PROCESSING SERVICES

	700 Property	800 Other Objects	TOTAL EXPENDITURES, STAFF	100 Salaries	200 Employee Benefits	300-500 Purchased Services	600 Supplies and Materials	700 Property	800 Other Objects	TOTAL EXPENDITURES, DATA
ALPINE		11,213	371,212	157,038	57,319	53,372	20,270			287,999
BEAVER										
BOX ELDER		10,000	46,517							54,878
CACHE		1,125	1,125							
CARBON										
DAGGETT										
DAVIS			353,613	898,975	321,076	75,310	171,851			1,467,212
DUCHESNE										
EMERY										
GARFIELD										
GRAND			541,486	260,438	92,959	163,915	44,567			13,633
GRANITE										561,879
IRON										
JORDAN		225	574,254	541,231	165,444	927,114	116,933	801,783	78	2,552,583
JUAB										
KANE										
MILLARD				38,772	9,100	31,970				79,842
MORGAN										
NEBO				189,744	71,814	4,020	2,400			267,978
NO. SANPETE										13,167
NO. SUMMIT										6,056
PARK CITY										
PIUTE										
RICH										
SAN JUAN				42,053	12,517	6,334	3,540			64,445
SEVIER				34,747	11,019	25,386				71,152
SO. SANPETE										
SO. SUMMIT				9,420	2,006	7,162	1,003			19,591
TINTIC			325			2,292				2,292
TOOELE										
UINTAH			50,830							
WASATCH			23,980							
WASHINGTON										
WAYNE										
WEBER		9,129	263,846	161,542	48,596	80,581	18,822	44,464		354,005
SALT LAKE			308,394	271,086	95,997	48,185	8,181			423,449
OGDEN		17,243	212,253							
PROVO		1,192	375,568	109,475	32,053	57,528	20,592		1,095	220,743
LOGAN										
MURRAY		635	94,748	12,966	939	86,810	4,272			104,987
TOTALS	8,000	50,762	3,218,151	2,727,487	920,840	1,657,713	412,431	846,247	1,173	6,565,891

UTAH STATE OFFICE OF EDUCATION
F4 STATEWIDE EXPENDITURES / DISBURSEMENTS
10 MAINTENANCE AND OPERATION FUND
1992 - 1993

	2900 OTHER SUPPORT SERVICES						TOTAL EXPENDITURES SUPPORT	TOTAL EXPEND OTHER	800 Other Objects	700 Property	600 Supplies and Materials	300-500 Purchased Services	200 Employee Benefits	100 Salaries	TOTAL EXPEND SUPPORT	TOTAL INSTRUCT & SUPPORT SER
	747,044	71,758	5,769													
ALPINE														28,991,394	101,820,903	
BEAVER														1,577,671	4,559,633	
BOX ELDER	46,517													8,164,091	29,148,124	
CACHE	56,003													9,042,925	32,662,991	
CARBON														4,959,284	14,992,648	
DAGGETT														577,631	1,321,794	
DAVIS	1,997,419													41,642,563	147,557,340	
DUCHESNE														4,516,064	13,592,567	
EMERY														2,316,905	10,633,633	
GARFIELD														1,456,951	4,504,092	
GRAND	13,633													1,411,254	4,699,743	
GRANITE	1,581,942						4,203							61,224,627	208,978,502	
IRON														4,832,799	15,033,205	
JORDAN	3,604,156													50,937,099	178,193,080	
JUAB														1,505,210	4,764,690	
KANE														1,511,576	5,213,358	
MILLARD	79,842													4,166,621	13,687,921	
MORGAN														1,669,929	5,122,355	
NEBO	267,978													12,970,600	42,781,405	
NO. SANPETE	13,167													2,130,661	6,933,568	
NO. SUMMIT	6,056													929,410	3,038,011	
PARK CITY														2,740,713	8,173,272	
PIUTE														813,112	1,968,744	
RICH														799,412	2,323,382	
SAN JUAN	64,445													6,688,635	17,609,291	
SEVIER	71,152							3,689			10,579			4,285,291	14,415,362	
SO. SANPETE														2,257,964	7,943,488	
SO. SUMMIT	19,591													1,317,443	3,957,744	
TINTIC	4,199													470,565	1,396,302	
TOOELE														5,880,575	20,847,917	
UINTAH	50,830													5,751,839	19,047,373	
WASATCH	23,980													2,008,073	9,153,427	
WASHINGTON														10,864,526	36,586,937	
WAYNE	30,481													1,036,756	2,764,090	
WEBER	617,851													22,429,273	74,905,208	
SALT LAKE	987,089													24,973,314	83,025,705	
OGDEN	212,253													11,699,084	37,286,552	
PROVO	596,311													10,729,166	40,456,071	
LOGAN														3,588,793	15,379,869	
MURRAY	213,632													5,847,557	18,447,661	
TOTALS	11,305,571	239,921	387,763	24,978	38,930	6,277	408,049	-289,820	370,687,357	1,264,927,957						

UTAH STATE OFFICE OF EDUCATION
F4 STATEWIDE EXPENDITURES / DISBURSEMENTS
10 MAINTENANCE AND OPERATION FUND
 1992 - 1993

	3300 COMMUNITY SERVICES					5000 DEBT SERVICE (TAX ANTICIP 6000 OTHER -			TOTAL
	100 Salaries	200 Employee Benefits	300-500 Purchased Services	600 Supplies and Materials	700 Property	800 Other Objects	EXPENDITURES, COMMUNITY	830 Interest	
ALPINE	20,935	1,740					22,675		101,843,578
BEAVER	3,469	835				4,304			4,563,937
BOX ELDER								101,831	29,148,124
CACHE									32,764,821
CARBON									14,992,648
DAGGETT									1,334,735
DAVIS	135,176	18,536		3,522		157,234		12,945	147,980,084
DUCHESNE	243	124			1,948	2,315		265,510	13,664,437
EMERY								69,555	10,633,633
GARFIELD								56,395	4,504,092
GRAND									4,756,138
GRANITE	223,979	85,012	28,087	87,930		425,008			209,403,510
IRON	12,123	2,534				14,657		74,805	15,122,667
JORDAN	84,052	22,398	5,344	202,780	8,627	323,200			178,516,280
JUAB									4,764,690
KANE									5,213,358
MILLARD									13,690,921
MORGAN									5,130,084
NEBO								120,564	42,901,969
NO. SANPETE									6,933,568
NO. SUMMIT									3,081,870
PARK CITY									8,306,260
PIUTE									1,968,744
RICH									2,323,382
SAN JUAN									177,565
SEVIER									14,415,362
SO. SANPETE	22,874			2,564		36,594			7,980,082
SO. SUMMIT	8,361	1,630	357	1,372	11,156	11,720		70,711	4,040,175
TINTIC	425	90	50	377		942			1,397,243
TOOELE									20,847,917
UINTAH			1,250			1,250		191,666	19,239,039
WASATCH									9,154,677
WASHINGTON									36,586,937
WAYNE									2,764,090
WEBER	108,442	17,552		2,158	4,727	132,879			75,038,087
SALT LAKE	115,415	41,452	1,008	1,846		159,721			83,185,426
OGDEN	53,752	10,931	14,386	6,962	842	86,874			37,373,426
PROVO	52,986	5,000	3,425	286	1,095	63,367			40,557,435
LOGAN								37,997	15,469,223
MURRAY								89,354	18,447,661
TOTALS	842,232	207,834	53,907	309,797	11,670	20,299	1,445,739	1,453,474	1,267,827,170
									3,236,325

UTAH STATE OFFICE OF EDUCATION
F4 STATEWIDE EXPENDITURES / DISBURSEMENTS
10 MAINTENANCE AND OPERATION FUND
1992 - 1993

USES OF FINANCIAL SOURCES		940 Increase to Reserved Fund Balance		945 Increase to Designated Fund Balance		946 Increase to Designated Fund Bal.		950 Undistributed Reserve		TOTAL OTHER USES OF FINANCIAL AND OPERATION MAINTENANCE AND OPERATION	
	940 Increase to Reserved Fund Balance	945 Increase to Designated Fund Balance	946 Increase to Designated Fund Bal.	950 Undistributed Reserve	TOTAL OTHER USES OF FINANCIAL AND OPERATION MAINTENANCE AND OPERATION						
ALPINE	-211	382,482		1,000,000	2,101,371	103,944,949				4,563,937	
BEAVER				150,000	427,625	29,575,749				33,220,297	
BOX ELDER	82,435	188,551		129,200	455,475	14,992,648				1,363,457	
CACHE		243,840				148,322,238				13,886,420	
CARBON						10,633,633				4,515,906	
DAGGETT		23,718			28,718	4,756,138				211,018,196	
DAVIS	82,198	259,956			342,154	15,490,221				5,242,584	
DUCHESNE	81,073	140,909			221,982	179,568,875				4,779,441	
EMERY						4,779,441				5,305,698	
GARFIELD					11,814	42,901,969				7,002,672	
GRAND						13,967,664				3,144,960	
GRANITE	1,500,000	-1,266,840		1,000,000	1,614,686	8,497,358				1,994,738	
IRON	9,817	150,000			367,554	2,338,523				18,144,387	
JORDAN	311,705	490,890		250,000	1,052,595	14,416,787				8,080,082	
JUAB		14,751			14,751	4,245,860				1,398,743	
KANE					92,340	21,905,403				19,305,939	
MILLARD		57,922	47,511	50,000	276,743	9,163,777				37,739,065	
MORGAN		62,500			112,500	2,913,749				77,501,886	
NEBO						83,275,932				37,450,044	
NO. SANPETE		69,104			69,104	40,751,068				15,469,223	
NO. SUMMIT		63,090			63,090	18,477,097					
PARK CITY	156,098				191,098						
PIUTE		4,789			25,994						
RICH					15,141						
SAN JUAN	69,343				357,531						
SEVIER		1,425			1,425						
SO. SANPETE		100,000			100,000						
SO. SUMMIT		50,388	50,634	100,000	205,685						
TINTIC					1,500						
TOOELE		1,057,486			1,057,486						
UINTAH		66,900			66,900						
WASATCH					9,100						
WASHINGTON		18,160			1,152,128						
WAYNE					149,659						
WEBER	2,382,387	81,412		100,000	2,463,799						
SALT LAKE	90,506				92,506						
OGDEN		76,618			76,618						
PROVO		193,633			193,633						
LOGAN											
MURRAY	13,378		16,058		29,436						
TOTALS	4,778,730	2,531,684	114,203	2,779,200	13,440,142	1,281,267,312					

UTAH STATE OFFICE OF EDUCATION
F4 STATEWIDE EXPENDITURES / DISBURSEMENTS
21 SPECIAL TRANSPORTATION FUND
1992 - 1993

	2700 STUDENT TRANSPORTATION SERVICES										TOTAL	800 Supplies and Materials	700 Property	800 Other Objects				
	171 Salaries - Student Trans.	172 Salaries - Bus Drivers	173 Salaries - Mechanics & Other Garage	174 Salaries - All Other	SALARIES (Subtotal)	200 Employee Benefits	300-500 Purchased Services	600-800	600-800	600-800								
ALPINE																		
BEAVER	7,738	76,559	5,720		90,017	19,329	6,391	24,181	158,094	15,167	500							
BOX ELDER		10,007			10,007	1,996												
CACHE	7,065	54,709	27,233	5,740	94,747	22,376	4,201	36,345										
CARBON																		
DAGGETT		233,802	20,882	11,257	265,941	67,510	15,568	78,860		474,312	5,220							
DAVIS		45,408	9,500		54,908	16,380	8,621	53,147										
DUCHESNE		48,813			48,813	24,107	8,682											
EMERY		12,083		3,028	15,111	1,156	133	4,878		3,665	3,838							
GARFIELD	1,000	31,941	4,000	800	37,741	8,016	4,083	11,466		12,294								
GRAND	9,796	289,621	27,993	19,415	346,825	68,151	4,836	124,837		312,040								
GRANITE	10,362	47,116	19,148	2,300	78,926	31,824	26,329	35,304										
IRON		190,500	35,537	463	226,500	98,000	6,203	176,415										
JORDAN		12,096			12,096	2,029	6,125											
JUAB		14,336			14,336													
KANE		125,090			125,090	7,172	40	4,782										
MILLARD		32,921			32,921	60,057	6,136	676										
MORGAN	9,696	99,192	36,335	44	145,267	60,057	4,594	43,312										
NEBO		31,279			31,279	9,204												
NO. SANPETE	1,015	19,354	4,400		24,769	4,443	1,224	4,971		121,222								
NO. SUMMIT		23,765			23,765													
PARK CITY																		
PIUTE		20,898			20,898	3,591	1,611	9,672										
RICH			1,361		1,361	291	69,691	18,958										
SAN JUAN																		
SEVIER																		
SO. SANPETE		14,983			14,983	3,041	2,803	34,601		54,020								
SO. SUMMIT		3,888			3,888	1,490		865										
TINTIC		57,756	15,556		82,227	10,942	14,837	34,360		59,356								
TOOELE	8,915						147,455											
UINTAH																		
WASATCH																		
WASHINGTON		8,924			8,924	63,633	2,921	2,737		349,745								
WAYNE			180,811		180,811			26,431										
WEBER																		
SALT LAKE																		
OGDEN																		
PROVO	53,140	73,185		7,975	179,880	3,193	203,508	53,503		34,560								
LOGAN		511		53,555	54,066	55,326	22,463			10,418								
MURRAY	4,867	29,083		1,048	34,998	1,097	176,727	5,737										
TOTALS	113,594	1,607,820	207,665	287,031	2,216,109	595,878	751,339	1,054,443	1,788,296	37,646								

UTAH STATE OFFICE OF EDUCATION
F4 STATEWIDE EXPENDITURES / DISBURSEMENTS
21 SPECIAL TRANSPORTATION FUND
1992 - 1993

	6000 OTHER USES OF FINANCIAL SOURCES				TOTAL OTHER USES OF FINANCIAL FUND	21 SPECIAL TRANSPORTATION FUND
	TOTAL EXPEND., 21 SPECIAL	930 Interfund Transfers	940 Increase to Reserved Fund Balance	945 Increase to Designated Fund Balance		
ALPINE						
BEAVER					15,000	155,418
BOX ELDER	140,418	15,000				185,264
CACHE	185,264					157,669
CARBON	157,669				1,756	22,544
DAGGETT	20,788	1,756				887,492
DAVIS	887,492					133,056
DUCHESNE	133,056					89,105
EMERY	89,105					33,572
GARFIELD	33,572				3,319	64,625
GRAND	61,306	3,319				856,689
GRANITE	856,689					172,419
IRON	172,419				5,929	513,047
JORDAN	507,118	5,929				43,614
JUAB	43,614					46,349
KANE	46,349				47,511	312,057
MILLARD	264,546	47,511				40,809
MORGAN	40,809				1,054	346,188
NEBO	345,134	1,054				35,873
NO. SANPETE	35,873					38,944
NO. SUMMIT	38,944				2,210	263,175
PARK CITY	260,965		2,210			35,772
PIUTE						90,301
RICH	35,772					
SAN JUAN	90,301					
SEVIER						
SO. SANPETE					50,634	160,082
SO. SUMMIT	109,448	50,634				6,243
TINTIC	6,243				2,077	204,077
TOOELE	202,000	2,077				147,455
UINTAH	147,455					
WASATCH						
WASHINGTON	352,482					352,482
WAYNE	8,924					8,924
WEBER	275,564					275,564
SALT LAKE						
OGDEN	249,235					249,235
PROVO	328,084	143,805			143,805	471,889
LOGAN	179,681					179,681
MURRAY	137,394	16,058			16,058	153,452
TOTALS	6,443,712	287,143	2,210	289,353	6,733,065	

UTAH STATE OFFICE OF EDUCATION
F4 STATEWIDE EXPENDITURES / DISBURSEMENTS
22 TORT LIABILITY FUND

1992 - 1993

	2300 SUPPORT SERVICES, GENERAL DISTRICT ADM-6000		OTHER USES OF FINANCIAL SOURCES		TOTAL	22 TORT EXPENDITURES	930 Interfund Transfers	940 Increase to Reserved Fund Balance	945 Increase to Designated Fund Balance	TOTAL OTHER USES OF FINANCIAL	22 TORT LIABILITY FUND
	300 Other Professional Services	522 Liability Insurance	22 TORT	22 TORT							
ALPINE											
BEAVER											
BOX ELDER	500	76,561	77,061								77,061
CACHE											
CARBON		38,379	38,379								38,379
DAGGETT											
DAVIS		423,268	423,268								423,268
DUCHESNE	14,100	27,612	41,712	140,909				61		140,970	182,682
EMERY		27,000	27,000								27,000
GARFIELD											
GRAND		9,592	9,592	12,158						12,158	21,750
GRANITE											
IRON		37,796	37,796								37,796
JORDAN	508,865	338,809	847,674	70,557						70,557	918,231
JUAB											
KANE		7,313	7,313								7,313
MILLARD		42,381	42,381								42,381
MORGAN	6,310		6,310							57,922	100,303
NEBO		124,323	124,323	557						557	124,880
NO. SANPETE		17,936	17,936								17,936
NO. SUMMIT		5,785	5,785								5,785
PARK CITY		13,586	13,586								13,586
PIUTE		2,350	2,350	4,789						4,789	7,139
RICH		3,656	3,656								3,656
SAN JUAN		26,209	26,209								26,209
SEVIER				1,113						1,113	1,113
SO. SANPETE											
SO. SUMMIT		7,408	7,408	23,701						23,701	31,109
TINTIC											
TOOELE		51,663	51,663								51,663
UINTAH		39,733	39,733	50,901						50,901	102,564
WASATCH				98						98	98
WASHINGTON		83,519	83,519	18,160						18,160	101,679
WAYNE											
WEBER		204,978	204,978								204,978
SALT LAKE											
OGDEN		61,125	61,125								61,125
PROVO		86,642	86,642	49,827						49,827	136,469
LOGAN		31,396	31,396								31,396
MURRAY	125	45,220	45,345	13,378						13,378	58,723
TOTALS	529,900	1,834,240	2,364,140	444,070				61		444,131	2,808,270

UTAH STATE OFFICE OF EDUCATION
F4 STATEWIDE EXPENDITURES / DISBURSEMENTS
23 NON K-12 PROGRAMS FUND
1992 - 1993

	3000 OPERATION OF NONINSTRUCTIONAL SERVICES				800 Supplies and Materials		700 Property		800 Other Objects		TOTAL EXPENDITURES, 23 NON K-12		6000 OTHER USES OF FINANCIAL SOURCES	
	100 Salaries	200 Employee Benefits	300-500 Purchased Services	800-900 Purchased Services	700 Property	800 Other Objects	930 Interfund Transfers	940 Increase to Reserved Fund Balance	945 Increase to Designated Fund Balance					
ALPINE	1,566,418	540,934	30,057	111,920	110,743	150	2,360,222	946						
BEAVER	38,000	8,493	214,611	4,733		5,830	271,667	24,000						
BOX ELDER	286,529	69,767	8,470	16,437	9,704	8,432	399,339						-39,359	
CACHE	253,512	73,761	17,735	4,776	2,921	1,129	353,835	3,771					-6,255	
CARBON	215,518	64,370	66,458	33,774		478	380,598							
DAGGETT				3,581	4,000		7,581							
DAVIS	1,224,708	426,437	442,309	154,848	149,137	79,413	2,476,852	14,393						
DUCHESNE	107,239	36,764	1,787	2,992			148,782							
EMERY														
GARFIELD	11,491	6,314	2,000	1,010	400		21,215							
GRAND	58,444	26,797	32,880	3,309	3,170	1,000	125,600							
GRANITE	3,387,454	899,253	124,080	273,759		776	4,685,322							
IRON	156,312	44,138	4,787	27,401	18,673		251,311							
JORDAN	1,869,306	564,633	529,822	78,580	156,613	61,190	3,260,144							
JUAB	63,624	19,600	478	6,030	2,142	1,821	93,695							
KANE	5,114				4,279	34,064	43,458							
MILLARD	174,002	55,740	5,835	7,505	4,013	139	247,233							
MORGAN	32,329	11,029	54	4,040			47,451							
NEBO	513,909	132,589	43,167	22,287	10,031	6,616	728,599						17,477	
NO. SANPETE	49,850	5,608	8,347	16,796		1,815	82,416							
NO. SUMMIT	24,950	7,222	15,347	4,165	6,610		58,194							
PARK CITY														
PIUTE	50,340	16,389	23,046	5,538	11,409		106,722							
RICH	5,857	1,251	171	182			7,461							
SAN JUAN	324,051	88,277	46,652	45,634	19,366	12,138	536,118						28,057	
SEVIER	156,321	58,389	16,121	29,811	7,705	6,499	274,846							
SO. SANPETE	384,221	158,421	47,685	51,543	160,200	9,120	811,190							
SO. SUMMIT	21,073	2,284	1,824	7,269			32,450							
TINTIC	2,371	18	18	2,549	495		16,706							
TOOELE	303,374	100,606	19,222	34,696	4,200	13,477	475,575						2,808	
UNITAH	300,031	122,965	8,957	26,205	1,550	62	459,770							
WASATCH														
WASHINGTON	131,436	35,825	87,462	16,072	645	84,557	355,352							
WAYNE	34,636	12,085	1,933	4,080			53,379							
WEBER														
SALT LAKE	5,445,697	1,542,844	605,743	463,233	67,498	121,270	8,246,285							
OGDEN	262,066	58,124	5,793	30,157	21,869	36,826	414,836						43,518	
PROVO	710,221	160,333	65,217	75,084	49,030	14,693	1,074,578						42,824	
LOGAN	123,580	24,081	24,234	6,736	4,392	417	183,440							
MURRAY	149,044	39,919	4,172	5,872	3,140	1,578	203,725	12,921					92,912	
TOTALS	18,451,831	5,417,613	2,506,474	1,582,604	833,936	503,490	29,295,947	56,031					231,904	



UTAH STATE OFFICE OF EDUCATION
 F4 STATEWIDE EXPENDITURES / DISBURSEMENTS
 23 NON K-12 PROGRAMS FUND
 1992 - 1993

	TOTAL OTHER USES OF FINANCIAL	23 NON K-12 PROGRAMS FUND
ALPINE	946	2,361,168
BEAVER	24,000	295,667
BOX ELDER	-39,359	359,980
CACHE	-2,484	351,351
CARBON		380,598
DAGGETT		7,581
DAVIS	14,393	2,491,245
DUCHESNE	22,736	171,518
EMERY		
GARFIELD		21,215
GRAND		125,600
GRANITE		4,685,322
IRON		251,311
JORDAN		3,260,144
JUAB		93,695
KANE		43,458
MILLARD		247,233
MORGAN	17,477	64,928
NEBO		728,599
NO. SANPETE	13,383	95,799
NO. SUMMIT		58,194
PARK CITY		
PIUTE		106,722
RICH	28,057	35,518
SAN JUAN		536,118
SEVIER		274,846
SO. SANPETE		811,190
SO. SUMMIT	13,804	46,254
TINTIC		16,706
TOOELE		478,383
UINTAH	2,808	459,770
WASATCH		
WASHINGTON		355,352
WAYNE		53,379
WEBER		
SALT LAKE		8,246,285
OGDEN	43,518	458,353
PROVO	42,824	1,117,402
LOGAN		183,440
MURRAY	105,833	309,558
TOTALS	287,935	29,583,882

UTAH STATE OFFICE OF EDUCATION
F4 STATEWIDE EXPENDITURES / DISBURSEMENTS
24 RECREATION FUND
1992 - 1993

	3000 OPERATION OF NONINSTRUCTIONAL SERVICES				800 Supplies and Materials		700 Property	800 Other Objects	EXPENDITURES, 24 RECREATION	6000 OTHER USES OF FINANCIAL SOURCES		945 Increase to Designated Fund Balance
	100 Salaries	200 Employee Benefits	300-500 Purchased Services	800 Supplies and Materials	930 Interfund Transfers	940 Increase to Reserved Fund Balance						
ALPINE	541,470	96,496	53,345	218,018			40,107	949,436	106,198			
BEAVER	448,935	90,791	130,277	107,316			22,420	107,316				
BOX ELDER				31,614				724,037				
CACHE	20,937	3,947	58,523	2,718			9,642	86,125	3,083			
CARBON			10,286	2,682				22,610				
DAGGETT	394,552	82,856	51,135	318,069			1,053	846,612				
DAVIS	83,453	19,706	1,592	1,720		8,306		115,830	226,754			
DUCHESNE	425,000	179,890	32,473	71				637,434				
EMERY	8,561	654	1,232	7,455				17,902				
GARFIELD	46,272	7,823	7,131			2,343		63,569	15,666			
GRAND	1,551,343	333,696	39,665	136,106		36,200		2,097,010				
GRANITE	143,919	27,226	24,269	80,482		25,986		305,719				
IRON	545,635	114,664	95,000	78,555			3,837	833,854				
JORDAN	18,869	3,502					3,665	26,035				
JUAB												
KANE												
MILLARD	39,728	5,537	31,716	1,052		3,959	200	82,191	7,163			
MORGAN	245,908	56,195	2,522	1,603		52,939		359,167	1,054			
NEBO												
NO. SANPETE	57,937	4,418	6,963	43,689			695	113,702				
NO. SUMMIT	103,757	20,644	11,131	3,849				139,381				
PARK CITY												
PIUTE												
RICH	6,147	470	500	7,504		3,267		17,888				
SAN JUAN						68,900		68,900				
SEVIER												
SO. SANPETE												
SO. SUMMIT	90,714	21,720	26,926	18,454		5,248	2,001	165,063	7,249			
TINTIC	1,874							1,874				
TOOELE	30,000		61,000	158,000				249,000	2,808			
UINTAH	17,800	3,685	16,362	41,614			165,000	244,461				
WASATCH	41,166	4,032	20,734	4,576				70,508				
WASHINGTON	154,448	31,249	12,751	47,480		36,819		282,747				
WAYNE												
WEBER	206,357	41,936		3,199			41,911	293,403				
SALT LAKE	1,055,620	316,236	287,648	91,707		10,592	180,191	1,941,994	71,396			
OGDEN	135,157	27,821					102,442	265,421				
PROVO	250,044	64,879	89,102	75,435		22,428	300	502,188	42,824			
LOGAN	69,439	16,486	96,196	2,369		20,610	91	205,191				
MURRAY	327,640	60,534	30,416	17,786		6,642	135	443,153	222,590			
TOTALS	7,062,681	1,637,093	1,198,895	1,503,123		304,238	573,690	12,279,720	635,389	71,396	23,500	

425

424

UTAH STATE OFFICE OF EDUCATION
 F4 STATEWIDE EXPENDITURES / DISBURSEMENTS
 24 RECREATION FUND
 1992 - 1993

	TOTAL OTHER USES OF FINANCIAL	24 RECREATION FUND
ALPINE		
BEAVER		1,055,634
BOX ELDER	106,198	107,316
CACHE		724,037
CARBON		86,125
DAGGETT	3,083	25,693
DAVIS		846,612
DUCHESNE	226,754	342,584
EMERY		637,434
GARFIELD		17,902
GRAND	15,666	79,235
GRANITE		2,097,010
IRON	23,500	329,219
JORDAN		833,854
JUAB		26,035
KANE		
MILLARD		
MORGAN	7,163	89,353
NEBO	1,054	360,221
NO. SANPETE		
NO. SUMMIT		113,702
PARK CITY		139,381
PIUTE		
RICH		17,888
SAN JUAN		68,900
SEVIER		
SO. SANPETE		
SO. SUMMIT	7,249	172,312
TINTIC		1,874
TOOELE	2,808	251,808
UINTAH		244,461
WASATCH		70,508
WASHINGTON		282,747
WAYNE		
WEBER		293,403
SALT LAKE	71,396	2,013,390
OGDEN		265,421
PROVO	42,824	545,012
LOGAN		205,191
MURRAY	222,590	665,743
TOTALS	730,285	13,010,004

UTAH STATE OFFICE OF EDUCATION
F4 STATEWIDE EXPENDITURES / DISBURSEMENTS
31 DEBT SERVICE FUND
1992 - 1993

	5000 DEBT SERVICE				6000 OTHER USES OF FINANCIAL SOURCES				TOTAL OTHER USES OF FINANCIAL	TOTAL DEBT SERVICE FUND
	830 Interest	840 Redemption of Principal	890 Miscellaneous Expenditures	TOTAL EXPENDITURES 31 DEBT	930 Interfund Transfers	940 Increase to Reserved Fund Balance	945 Increase to Designated Fund Balance	FINANCIAL		
ALPINE	3,876,221	4,670,000	6,213	8,552,434					8,552,434	
BEAVER	347,714	165,000	1,524	514,238					514,238	
BOX ELDER	587,887	1,272,309	3,325	1,863,521					1,863,521	
CACHE	789,487		1,219,651	2,009,139			1,292,604	1,292,604	3,301,743	
CARBON	360,832	738,625		1,099,457					1,099,457	
DAGGETT	71,493	50,000	3,383	124,876			89,874	89,874	214,750	
DAVIS	7,516,831	5,650,000	165,509	13,332,340					13,332,340	
DUCHESNE	5,738	225,000	115	230,853					230,853	
EMERY	689,073	7,260,000	1,975	7,951,048					7,951,048	
GARFIELD	282,181	238,000	103,674	623,855					623,855	
GRAND										
GRANITE	3,269,409	7,690,000	6,404	10,965,813					10,965,813	
IRON	196,206	150,000	401	346,607					346,607	
JORDAN	2,031,423	7,315,000	4,022	9,350,445					9,350,445	
JUAB	198,283	485,000	1,000	684,283					684,283	
KANE	233,298	303,201	8,895	545,394					545,394	
MILLARD	1,412,170	2,228,423	18,106	3,658,699	646,689			646,689	4,305,388	
MORGAN	151,225	195,000	1,598	347,823					347,823	
NEBO	667,520	1,580,000	3,645	2,251,165					2,251,165	
NO. SANPETE	208,188	385,000	5,281	598,469					598,469	
NO. SUMMIT	147,818	115,000	750	263,568					263,568	
PARK CITY	1,008,265	630,000	1,357	1,639,622					1,639,622	
PIUTE	54,685	25,000	1,111	80,796					80,796	
RICH	176,957	70,000	385	247,342					247,342	
SAN JUAN	245,483	335,000	1,829	582,311					582,311	
SEVIER	803,888	455,000	820	1,259,708			95,915	95,915	1,355,623	
SO. SANPETE	177,728	236,359	1,035	415,122					415,122	
SO. SUMMIT	554,516	560,000	50,499	1,165,015					1,165,015	
TINTIC	5,275	30,000	735	36,010					36,010	
TOOELE	591,663	740,000	66,887	1,398,550			36,812	36,812	1,435,362	
UINTAH	313,709	1,950,000	1,452	2,265,161					2,265,161	
WASATCH	256,802	240,000	1,015	497,817			97,067	97,067	594,884	
WASHINGTON	2,546,277	2,013,711	27,075	4,587,063					4,587,063	
WAYNE	50,109	65,000		115,109					115,109	
WEBER	3,120,455	4,937,809	451,624	8,509,888					8,509,888	
SALT LAKE										
OGDEN	476,921	775,000	49,567	1,301,488					1,301,488	
PROVO	783,839	1,309,630	7,033	2,100,502	884,395			884,395	2,984,897	
LOGAN	491,024	5,824,088	122,440	6,437,552					6,437,552	
MURRAY										
TOTALS	34,700,593	60,912,155	2,340,335	97,953,083	1,531,084	1,515,205	97,067	3,143,356	101,096,439	

UTAH STATE OFFICE OF EDUCATION
F4 STATEWIDE EXPENDITURES / DISBURSEMENTS
32 CAPITAL PROJECTS FUND
 1992 - 1993

	2600 MAINTENANCE OF PLANT SERVICES					1000 INSTRUCTION (10%)				TOTAL EXPEND., MAINTENANCE	800 Other Objects	700 Property	600 Supplies and Materials	610 Supplies	641 Textbooks	730 Equipment
	100 Salaries	200 Employee Benefits	300-500 Purchased Services	600 Supplies and Materials	700 Property	800 Other Objects	610 Supplies	641 Textbooks	730 Equipment							
ALPINE																
BEAVER																
BOX ELDER	184,729	61,323	36,570	37,118					319,740			248,124	261,862	132,139		
CACHE												21,881	205,483			
CARBON												30,414		69,687		
DAGGETT			10,930	1,432	5,660				18,022			29,081	13,970	9,038		
DAVIS			5,393	187,028					192,764	343		1,175,000	880,000	200,000		
DUCHESNE			440,493	827					528,457			155,962	186,229	190,571		
EMERY	59,576	27,561										37,037	87,112	64,711		
GARFIELD									60,087			149,261	60,839	1,537		
GRAND	31,639	10,049	18,399													
GRANITE																
IRON																
JORDAN																
JUAB																
KANE																
MILLARD			14,684	8,058	16,368				39,110			35,785	133,632	294,656		
MORGAN												71,392	31,439	25,200		
NEBO													179,840			
NO. SANPETE																
NO. SUMMIT	45,550	13,590	100,398	17,055					100,428			68,295	45,503	40,517		
PARK CITY		30										286,051	70,192			
PIUTE																
RICH																
SAN JUAN	13,473	3,616														
SEVIER																
SO. SANPETE																
SO. SUMMIT			20,015	116,523					136,538			80,745	30,884	25,685		
TINTIC													4,662	5,169		
TOOELE													300,000	592,429		
UINTAH			126,161	115,451					241,612			752,451	96,407			
WASATCH			778		16,340				46,218			270,920	8,000	25,053		
WASHINGTON	29,100															
WAYNE																
WEBER																
SALT LAKE																
OGDEN			209,351						209,351			354,167	234,513	150,000		
PROVO	99,923	21,492	138,221		4,502			26	264,164			566,701	292,794			
LOGAN					36				36			49,389				
MURRAY			85,396	72,909					158,305			174,533	85,258			
TOTALS	463,990	137,661	1,206,789	556,401	42,906	369	2,408,116	5,461,167	3,995,886	2,092,873						

430

431

UTAH STATE OFFICE OF EDUCATION
F4 STATEWIDE EXPENDITURES / DISBURSEMENTS
32 CAPITAL PROJECTS FUND
1992 - 1993

	2700 STUDENT TR 2830 STAFF SERVICES (10%)			2840 DATA PROCESSING (10%)			2900 OTHER SUPPORT SERVICES (10%)			
	730 Buses	610 Supplies	730 Equipment	TOTAL EXPENDITURES, STAFF	610 Supplies	730 Equipment	TOTAL EXPENDITURES, DATA	610 Supplies	730 Equipment	TOTAL EXPENDITURES, OTHER SUPPORT
ALPINE										
BEAVER										
BOX ELDER										
CACHE										
CARBON	202,495									
DAGGETT										
DAVIS										
DUCHESNE										
EMERY										
GARFIELD										
GRAND										
GRANITE										
IRON										
JORDAN			1,152,542							
JUAB										
KANE										
MILLARD										
MORGAN										
NEBO										
NO. SANPETE										
NO. SUMMIT										
PARK CITY										
PIUTE										
RICH										
SAN JUAN			238,777			27,884			27,884	
SEVIER										
SO. SANPETE										
SO. SUMMIT					2,000				2,000	
TINTIC										
TOOELE			26,099							
UINTAH										
WASATCH			74,167							
WASHINGTON										
WAYNE										
WEBER										
SALT LAKE										
OGDEN										
PROVO										
LOGAN										
MURRAY										
TOTALS			1,694,080		2,000	27,884		29,884	3,079	3,079

UTAH STATE OFFICE OF EDUCATION
F4 STATEWIDE EXPENDITURES / DISBURSEMENTS
32 CAPITAL PROJECTS FUND
1992 - 1993

	4000 FACILITIES ACQUISITION & CONSTRUCTION (10%)							TOTAL	
	480 Construction & Remodeling	710 School Sites	720 Buildings	731 Machinery	732 Vehicles	733 Furniture and Fixtures	734 Audio-Visual Equipment		739 Other Equipment
ALPINE									
BEAVER		155,572	307,810					13,688	477,070
BOX ELDER									
CACHE									
CARBON									
DAGGETT									
DAVIS									
DUCHESNE						23,142	393		127,672
EMERY			73,025						
GARFIELD									
GRAND									
GRANITE									
IRON									
JORDAN			3,681,969						3,681,969
JUAB									
KANE									
MILLARD									
MORGAN									
NEBO		267,337		418,195	371,566			181,810	1,057,398
NO. SANPETE									181,810
NO. SUMMIT									
PARK CITY									
PIUTE									
RICH									
SAN JUAN								4,000	4,000
SEVIER									
SO. SANPETE	6,209	126			58,838				65,173
SO. SUMMIT							12,598		12,598
TINTIC									
TOOELE									
UINTAH									
WASATCH									
WASHINGTON		10,137	165,256						175,393
WAYNE									
WEBER									
SALT LAKE									
OGDEN									
PROVO									
LOGAN									
MURRAY									
TOTALS	6,209	433,172	4,646,255	430,704	23,142	12,991	230,610	5,783,083	

437

436

UTAH STATE OFFICE OF EDUCATION
F4 STATEWIDE EXPENDITURES / DISBURSEMENTS
32 CAPITAL PROJECTS FUND
1992 - 1993

	SERVICE (10%)		TOTAL		TOTAL		TOTAL		TOTAL		TOTAL	
	Redemption of Principal	DEBT SERVICE	EXPENDITURES, 10% OF BASIC	EXPENDITURES, 10% OF BASIC	800	800	300-500	300-500	600	600	710	710
					Supplies and Materials	Supplies and Materials	Land and Improvements	Land and Improvements	Buildings	Buildings	Machinery	Machinery
ALPINE			477,070									
BEAVER			642,125									
BOX ELDER			479,549									
CACHE			460,509									
CARBON			52,089									
DAGGETT			2,955,000									
DAVIS			532,762									
DUCHESNE			188,860									
EMERY			127,672									
GARFIELD			231,979									
GRAND												
GRANITE												
IRON												
JORDAN												
JUAB												
KANE												
MILLARD												
MORGAN												
NEBO												
NO. SANPETE												
NO. SUMMIT												
PARK CITY												
PIUTE												
RICH												
SAN JUAN												
SEVIER												
SO. SANPETE												
SO. SUMMIT												
TINTIC												
TOOELE												
UINTAH												
WASATCH												
WASHINGTON												
WAYNE												
WEBER												
SALT LAKE												
OGDEN												
PROVO												
LOGAN												
MURRAY												
TOTALS												

UTAH STATE OFFICE OF EDUCATION
F4 STATEWIDE EXPENDITURES / DISBURSEMENTS
32 CAPITAL PROJECTS FUND
1992 - 1993

	734							TOTAL		6000 OTHER USES OF FINAN-		930 Interfund	
	732 Vehicles	733 Furniture and Fixtures	Audio-Visual Equipment	739 Other Equipment	750 Media Materials	800 Other Objects	EXPEND., FACIL. ACQ., &	EXPENDITURES, 32 CAPITAL	930 Interfund Transfers	930 Interfund Transfers - 10% to M & O			
ALPINE	316,556	1,193,118				234,134	20,912,739	20,912,739					
BEAVER				407,045	39,496	16,586	1,388,946	477,070					
BOX ELDER	409,043	35,140		385,580		303,927	1,907,702	2,350,811			85,511		
CACHE	393,471	21,878		420,520		10,226	1,103,436	2,387,251					
CARBON	13,770	37,376	28,297	23,477			43,005	113,116					
DAGGETT				1,979,185	456,161		9,186,414	12,141,414					
DAVIS	61,438	348,407	846	30,446	54,536		4,452,904	5,178,430					
DUCHESNE	256,871	13,620	8,087	18,547			1,215,888	1,933,205					
EMERY	143,301	185,326	16,800			2,044	236,332	364,004			30,342		
GARFIELD							793,525	1,085,591					
GRAND	17,707		12,245	596,717			12,470,796	12,470,796					
GRANITE	849,263	130,372	74,624	7,335			1,865,066	1,865,066					
IRON	401,809	43,865	37,169	447,423			9,489,941	15,824,774					
JORDAN	206,436			85,331		390	1,889,900	1,889,900					
JUAB	57,240		7,840	40,416		53,538	242,581	242,581					
KANE		24,776		143		242,360	6,493,308	6,996,491					
MILLARD	80,846	78,302					123,413	363,479					
MORGAN	75,449						8,701,707	9,938,945					
NEBO	332,312	29,562	1,064,997	253,957		200	258,462	440,272					
NO. SANPETE	113,048			36,515			91,429	321,939					
NO. SUMMIT	67,697						2,987,217	3,443,888					
PARK CITY	188,961	24,155		306,264			48,624	48,624					
PIUTE		2,941		5,473			2,004,002	2,092,512					
RICH		26,505	102,530				626,415	1,407,824					
SAN JUAN	39,069			2,164			572,753	170,692					
SEVIER							236,243	611,760					
SO. SANPETE	89,855	89,188		8,255			159,493	169,324					
SO. SUMMIT		9,568		18,960			2,106,639	4,104,273			29,205		
TINTIC		6,555	2,102	68,014	25,577		394,870	1,453,207			3,712		
TOOELE		8,622						328,831					
UINTAH	143,996			238,947	7,487		8,901,243	8,901,243					
WASATCH				378,672		118,405	143,158	143,158					
WASHINGTON	179,550	1,118,826					34,717,016	34,793,122					
WAYNE		18,848					6,861,118	6,861,118				154,795	
WEBER	455,291	77,392		196,583			5,872,211	8,280,324					
SALT LAKE	271,070	369,360		1,175,227		7,505	2,218,563	3,700,045					
OGDEN				701,835		24,629	5,424,824	5,474,249					
PROVO				672		1,350	1,487,813	1,905,909					
LOGAN		373,356		206,033			157,629,696	183,324,676					
MURRAY	117,797	57,822	9,772	206,033			583,257	148,770					
TOTALS	5,281,846	4,324,880	1,365,309	8,039,735	583,257	1,905,854	157,629,696	183,324,676	148,770			748,010	

411

411

UTAH STATE OFFICE OF EDUCATION
F4 STATEWIDE EXPENDITURES / DISBURSEMENTS
32 CAPITAL PROJECTS FUND
1992 - 1993

	930 Interfund		940 Increase to Reserved Fund Balance	945 Increase to Designated Fund Balance	TOTAL OTHER USES OF FINANCIAL		32 CAPITAL PROJECTS FUND
	Transfers - 10% to Debt	Trans-Ofn Cap Outlay to Debt			8,067,027	115,526	
ALPINE							28,979,766
BEAVER							477,070
BOX ELDER			30,015				2,466,337
CACHE			16,855,080				19,242,331
CARBON							1,563,945
DAGGETT							1,311,116
DAVIS							12,141,414
DUCHESNE					4,608		5,183,038
EMERY			4,608				1,933,205
GARFIELD					30,342		394,346
GRAND							1,085,591
GRANITE			1,433,256		1,433,256		13,904,052
IRON			4,149,992		4,149,992		6,015,058
JORDAN							15,824,774
JUAB		93,748			93,748		1,983,648
KANE							242,581
MILLARD							6,996,491
MORGAN							363,479
NEBO							9,938,945
NO. SANPETE				790,000	790,000		1,230,272
NO. SUMMIT							321,939
PARK CITY							5,443,888
PIUTE					2,000,000		48,624
RICH							2,092,512
SAN JUAN							1,407,824
SEVIER							170,692
SO. SANPETE							572,753
SO. SUMMIT							611,760
TINTIC							169,324
TOOELE				7,101,686	7,130,891		11,235,164
UINTAH					3,712		1,456,919
WASATCH			250,220		250,220		579,051
WASHINGTON				9,950,814	9,950,814		18,852,057
WAYNE				52,471	52,471		195,629
WEBER				232,785	232,785		35,025,907
SALT LAKE			297,382		452,177		7,313,298
OGDEN							8,280,324
PROVO					593,215		4,293,260
LOGAN							5,474,249
MURRAY							1,905,909
TOTALS	93,748	1,038,635	50,176,701	52,205,864	235,530,539		

UTAH STATE OFFICE OF EDUCATION
F4 STATEWIDE EXPENDITURES / DISBURSEMENTS
40 BUILDING RESERVE FUND
1992 - 1993

	4000 FACILITIES ACQUISITION & CONST. SERVICES: 6000 OTHER USES OF FINANCIAL SOURCES				TOTAL OTHER USES OF FINANCIAL	40 BUILDING RESERVE FUND
	400 Purchased Property Services	700 Property	930 Interfund Transfers	945 Increase to Reserved Fund Balance		
ALPINE						
BEAVER						
BOX ELDER						
CACHE						
CARBON			20,000	6,228	26,228	26,228
DAGGETT						
DAVIS						
DUCHESNE						
EMERY						
GARFIELD		56,086				56,086
GRAND						
GRANITE						
IRON						
JORDAN						
JUAB						
KANE						
MILLARD						
MORGAN	272,821					272,821
NEBO						
NO. SANPETE						
NO. SUMMIT		146,237				146,237
PARK CITY						
PIUTE						
RICH						
SAN JUAN						
SEVIER						
SO. SANPETE						
SO. SUMMIT				471,486	471,486	471,486
TINTIC						
TOOELE						
UINTAH						
WASATCH						
WASHINGTON						
WAYNE						
WEBER						
SALT LAKE	4,737,311			1,271,727	1,271,727	6,009,038
OGDEN						
PROVO	990,259	2,331,469				3,321,728
LOGAN						
MURRAY						
TOTALS	6,000,391	2,533,792	20,000	1,743,213	1,769,441	10,303,624

UTAH STATE OFFICE OF EDUCATION
F4 STATEWIDE EXPENDITURES / DISBURSEMENTS
51 FOOD SERVICES FUND
1992 - 1993

	3100 FOOD SERVICES					800		6000 OTHER USES OF FINAN-		920 Increase to Reserved Fund Balance
	100 Salaries	200 Employee Benefits	300-500 Purchased Services	Supplies & Materials	630 Food	700 Property	800 Other Objects	EXPENDITURES, 51 FOOD	930 Interfund Transfers	
ALPINE	2,140,468	958,021	55,086	146,648	2,198,397	102,503	375,219	5,976,342		
BEAVER	85,684	45,176	341	7,292	59,526		5,223	203,242		
BOX ELDER	841,537	229,178	25,935	9,048	843,388	53,898	66,406	2,069,390		
CACHE	961,385	394,175	4,900	70,741	850,233	73,139	13,652	2,368,224		
CARBON	382,604	169,417	6,453	19,568	451,735	7,500	39	1,037,316		
DAGGETT	22,633	11,082			14,153		403	48,271		
DAVIS	4,336,999	1,925,984	83,158	338,369	3,065,438	93,222	2,074,159	11,907,329		
DUCHESNE	309,770	199,700	46		243,543		40,773	793,832		
EMERY	346,883	171,126		55,447	274,565		8,227	856,248		
GARFIELD	74,289	49,066	2,209	4,610	89,044	700	1,059	220,977		
GRAND	77,249	34,757	440	5,431	94,311			212,188		
GRANITE	3,825,244	1,124,143	142,623	905,364	4,500,848	79,853	721,306	11,299,381		
IRON	422,394	137,212	5,711	32,329	399,036	96	108	996,886		4,254
JORDAN	4,550,918	1,786,604	129,037	505,413	4,429,798	183,098	680	11,585,548		24,410
JUAB	132,933	73,028	2,976	9,432	155,238	6,474	42,288	422,370		
KANE	136,465	44,732		11,537	96,612	5,419	266	295,031		
MILLARD	468,366	180,154	1,227	10,061	371,069	27,592	36,087	1,084,495		
MORGAN	139,182	80,949	4,219	10,061	144,107	4,123	146	382,786		
NEBO	1,151,066	515,758	211,111	80,728	1,500,030	53,918	19,604	3,532,215		
NO. SANPETE	222,248	92,284	11,905	29,231	255,921	12,696	7,250	631,535		
NO. SUMMIT	68,531	22,513	100		71,071			162,215		
PARK CITY	122,063	44,043	1,000	4,330	131,802			303,238		
PIUTE	40,961	19,709		796	61,880	1,377		124,723		
RICH	61,742	36,842	750		52,345		2,055	163,734		
SAN JUAN	345,754	141,405	14,053	29,900	298,406	10,014	63,607	903,138		1,516
SEVIER	448,982	184,344	21,277	53,216	417,321	39,122	12,923	1,177,185		
SO. SANPETE	265,747	211,614	4,620	1,031	191,269	4,068	6,507	684,856		
SO. SUMMIT	63,623	32,904	1,699	4,520	62,553		260	165,559		
TINTIC	17,839	4,560	1,642	835	15,952	245		41,073		
TOOELE	616,919	170,428	7,150	69,915	647,261	14,995	93,000	1,619,668		
UINTAH	626,071	335,008	9,424	25,133	520,054	4,713	8,020	1,528,423		
WASATCH	142,727	54,999	1,215	4,701	129,048	2,498	5,326	340,514		
WASHINGTON	538,244	292,795		81,856	833,045	18,563	92,659	1,857,162		
WAYNE	73,485	26,024			67,727		6,224	173,460		
WEBER	1,619,643	745,471	189,209	165,430	2,287,353	94,392	262,602	5,198,670		
SALT LAKE	1,497,574	510,935	164,243	97,031	2,017,569	113,180	366,869	4,835,800		
OGDEN	1,141,279	431,826	62,894	1,370,587	1,370,587	50,419	332,623	3,486,660		
PROVO	896,199	366,515	70,704	10,990	854,529	22,335	283,550	2,504,822		
LOGAN	439,611	149,084	12,887	12,364	480,065	11,508	3,251	1,108,770		
MURRAY	375,867	118,255	26,640	41,382	442,925	28,772		1,033,841	42,545	
TOTALS	30,031,178	12,121,820	1,276,783	2,844,779	30,979,754	1,120,433	4,952,370	83,327,117	42,545	60,740

UTAH STATE OFFICE OF EDUCATION
F4 STATEWIDE EXPENDITURES / DISBURSEMENTS
51 FOOD SERVICES FUND
1992 - 1993

CIAL SOURCES	TOTAL OTHER	51 FOOD
945 Increase	USES OF	SERVICES
to Designated	FINANCIAL	FUND
Fund Balance		
ALPINE		5,976,342
BEAVER		203,242
BOX ELDER		2,069,390
CACHE		2,368,224
CARBON		1,037,316
DAGGETT		48,271
DAVIS		11,907,329
DUCHESNE		793,832
EMERY		856,248
GARFIELD		220,977
GRAND		212,188
GRANITE		11,299,381
IRON	4,254	1,001,140
JORDAN	24,410	11,609,958
JUAB		422,370
KANE		295,031
MILLARD		1,084,495
MORGAN		382,786
NEBO		3,532,215
NO. SANPETE		631,535
NO. SUMMIT		162,215
PARK CITY		303,238
PIUTE		124,723
RICH		153,734
SAN JUAN		903,138
SEVIER	1,516	1,178,701
SO. SANPETE		684,856
SO. SUMMIT		165,559
TINTIC		41,073
TOOELE	43,512	1,663,180
UINTAH	16,951	1,544,474
WASATCH	14,509	355,023
WASHINGTON		1,857,162
WAYNE	20,226	193,686
WEBER		5,198,670
SALT LAKE		4,835,800
OGDEN		3,486,660
PROVO		2,504,822
LOGAN		1,108,770
MURRAY	42,545	1,076,386
TOTALS	63,738	83,494,140

UTAH STATE OFFICE OF EDUCATION
F4 STATEWIDE EXPENDITURES / DISBURSEMENTS
52 - 59 ENTERPRISE FUND(S)
1992 - 1993

	3200 OTHER ENTERPRISE SERVICES				6000 OTHER USES OF FINANCIAL SOURCES			TOTAL EXPEND., 52-59	930 Interfund Transfers	940 Increase to Reserved Fund Balance	945 Increase to Designated Fund Balance
	100 Salaries	200 Employee Benefits	300-500 Purchased Services	600 Supplies and Materials	700 Property	800 Other Objects					
ALPINE											
BEAVER											
BOX ELDER											
CACHE											
CARBON											
DAGGETT											
DAVIS	1,002,752	322,088	166,109	65,755	8,286	423,625	1,988,615				
DUCHESNE											
EMERY											
GARFIELD											
GRAND											
GRANITE	221,688	46,835		451,592			720,115				
IRON											
JORDAN											
JUAB			141,128				141,128				
KANE											
MILLARD											
MORGAN											
NEBO											
NO. SANPETE											
NO. SUMMIT											
PARK CITY											
PIUTE											
RICH											
SAN JUAN	32,339	6,488	16,744	6,611		57,875	120,056				
SEVIER											
SO. SANPETE											
SO. SUMMIT											
TINIC											
TOOELE	6,065	1,294	8,337	41,026	669		57,391				33,242
UINTAH											
WASATCH											
WASHINGTON											
WAYNE											
WEBER											
SALT LAKE											
OGDEN	94,328	21,897	14,133	59,504	1,658		191,521				
PROVO											
LOGAN											
MURRAY											
TOTALS	1,783,886	515,854	363,702	702,648	33,973	481,700	3,881,564				33,242

UTAH STATE OFFICE OF EDUCATION
F4 STATEWIDE EXPENDITURES / DISBURSEMENTS
52 - 59 ENTERPRISE FUND(S)
 1992 - 1993

	52 - 59 ENTERPRISE FUND(S)
TOTAL OTHER USES OF FINANCIAL	618,949
ALPINE	
BEAVER	
BOX ELDER	
CACHE	
CARBON	
DAGGETT	
DAVIS	1,988,615
DUCHESNE	
EMERY	
GARFIELD	
GRAND	
GRANITE	720,115
IRON	
JORDAN	
JUAB	141,128
KANE	
MILLARD	
MORGAN	
NEBO	43,789
NO. SANPETE	
NO. SUMMIT	
PARK CITY	
PIUTE	
RICH	
SAN JUAN	
SEVIER	120,056
SO. SANPETE	
SO. SUMMIT	
TINTIC	
TOOELE	90,633
UINTAH	
WASATCH	
WASHINGTON	
WAYNE	
WEBER	
SALT LAKE	
OGDEN	
PROVO	191,521
LOGAN	
MURRAY	
TOTALS	3,914,806

450

452



UTAH STATE OFFICE OF EDUCATION
F4 STATEWIDE EXPENDITURES / DISBURSEMENTS
60 - 69 INTERNAL SERVICE FUND(S)
1992 - 1993

	2900 OTHER SUPPORT SERVICES				6000 OTHER USES OF FINANCIAL SOURCES			TOTAL EXPEND., 60-69	930 Interfund Transfers	940 Increase to Reserved Fund Balance	945 Increase to Designated Fund Balance
	100 Salaries	200 Employee Benefits	300-500 Purchased Services	600 Supplies and Materials	700 Property	800 Other Objects					
ALPINE											
BEAVER											
BOX ELDER											
CACHE											
CARBON											
DAGGETT											
DAVIS	149,234	56,076	26,882	176,166	11,053	4,800	424,211				
DUCHESNE											
EMERY											
GARFIELD											
GRAND											
GRANITE											
IRON											
JORDAN	77,450	16,795,669	1,125,067	2,205	591		18,000,982				
JUAB											
KANE											
MILLARD											
MORGAN											
NEBO											
NO. SANPETE											
NO. SUMMIT											
PARK CITY											
PIUTE											
RICH											
SAN JUAN	9,334	3,530	9,000	301,050		16,364	339,278				
SEVIER											
SO. SANPETE											
SO. SUMMIT											
TINTIC											
TOOELE											
UINTAH											
WASATCH											
WASHINGTON											
WAYNE											
WEBER											
SALT LAKE	2,390,717	925,641	506,919	1,238,953	68,592	44,870	5,175,692				
OGDEN	32,667	11,201	19,261	28,612	12,848		104,589				
PROVO											
LOGAN											
MURRAY		52,943	90				53,033				482,199
TOTALS	2,887,567	17,944,262	11,900,516	1,826,259	108,857	138,557	34,806,019				482,199

UTAH STATE OFFICE OF EDUCATION
 F4 STATEWIDE EXPENDITURES / DISBURSEMENTS
 60 - 69 INTERNAL SERVICE FUND(S)
 1992 - 1993

	TOTAL OTHER USES OF FINANCIAL	60 - 69 INTERNAL SERVICE
ALPINE		
BEAVER		
BOX ELDER		
CACHE		
CARBON		
DAGGETT		
DAVIS		424,211
DUCHESNE		
EMERY		
GARFIELD		
GRAND		
GRANITE		
IRON		
JORDAN		18,000,982
JUAB		
KANE		
MILLARD		
MORGAN		
NEBO		
NO. SANPETE		
NO. SUMMIT		
PARK CITY		
PIUTE		
RICH		
SAN JUAN		339,278
SEVIER		
SO. SANPETE		
SO. SUMMIT		
TINTIC		
TOOELE		
UINTAH		
WASATCH		
WASHINGTON		
WAYNE		
WEBER		
SALT LAKE		5,175,692
OGDEN		104,589
PROVO		
LOGAN		
MURRAY	482,199	535,232
TOTALS	482,199	35,288,218

455

456

UTAH STATE OFFICE OF EDUCATION
F4 STATEWIDE EXPENDITURES / DISBURSEMENTS
70-79 TRUST & AGENCY FUND(S)
1992 - 1993

	--- OTHER OUTLAYS				6000 OTHER USES OF FINANCIAL SOURCES				TOTAL EXPEND 79 TRUST & AG 793,785	940 Increase to Reserved Fund Balance	945 Increase to Designated Fund Balance
	100 Salaries	200 Employee Benefits	300-500 Purchased Services	600 Supplies and Materials	700 Property	800 Other Objects	930 Interfund Transfers	940 Increase to Reserved Fund Balance			
ALPINE				5,532		788,253			793,785		
BEAVER						693,810			693,810		61,574
BOX ELDER			2,964,781			2,964,781			2,964,781		584,279
CACHE			204,331		21,850	76,926			1,014,759		
CARBON	114,067	23,740		573,845		41,305			41,305		
DAGGETT						11,056			642,166		
DAVIS	89,192	26,656	130,335	253,461	131,466	21,128			21,128		
DUCHESNE						702,155			702,155		
EMERY											
GARFIELD											
GRAND											
GRANITE				29					29		
IRON	209,220	74,490	381,215	52,788	11,422	339			729,474		
JORDAN			30,997	58,010	13,326				102,333		
JUAB	4,775	395	12,803	483		219,337			237,793		
KANE											
MILLARD	36,542	8,350	9,673	711	1,394	25,770			82,440		
MORGAN	17,825	1,479	10,131	83,373	6,659	3,664			123,131		
NEBO											
NO. SANPETE											
NO. SUMMIT											
PARK CITY											
PIUTE						70,414			70,414		
RICH											
SAN JUAN	16,768	2,426	1,111	13,643		2,707			36,655		
SEVIER						1,461,134			1,461,134		
SO. SANPETE											
SO. SUMMIT			250	129,222					129,472		
TINTIC											
TOOELE						1,266,846			1,266,846		
UINTAH											
WASATCH											
WASHINGTON					2,674	11,262			55,684		
WAYNE						976,347			131,904		
WEBER									976,347		
SALT LAKE	87,508	17,563	23,973	30,162	47,052				206,258		
OGDEN		135,321							135,321		
PROVO											
LOGAN											
MURRAY	145,645	39,934	16,323	76,825	3,091	13,880			295,748		
TOTALS	721,592	330,354	3,785,922	1,451,736	238,934	12,381,508	5,002	18,910,047	18,910,047	4,040	4,720,046

UTAH STATE OFFICE OF EDUCATION
F4 STATEWIDE EXPENDITURES / DISBURSEMENTS
70-79 TRUST & AGENCY FUND(S)
1992 - 1993

	TOTAL OTHER USES OF FINANCIAL	70-79 TRUST & AGENCY FUNDS
ALPINE		793,785
BEAVER		
BOX ELDER	61,574	755,384
CACHE	584,279	3,549,060
CARBON		1,014,759
DAGGETT		41,305
DAVIS		642,166
DUCHESNE		21,128
EMERY		702,155
GARFIELD		
GRAND		29
GRANITE		729,474
IRON		102,333
JORDAN		237,793
JUAB		
KANE		82,440
MILLARD		123,131
MORGAN		4,074,193
NEBO	4,074,193	
NO. SANPETE		
NO. SUMMIT		
PARK CITY		70,414
PIUTE		
RICH		
SAN JUAN		36,655
SEVIER	5,002	1,466,136
SO. SANPETE		
SO. SUMMIT		129,472
TINTIC		
TOOELE		1,266,846
UINTAH		
WASATCH		
WASHINGTON		55,684
WAYNE		131,904
WEBER		976,347
SALT LAKE	4,040	210,298
OGDEN		135,321
PROVO		5,995,175
LOGAN		
MURRAY		295,748
TOTALS	4,729,088	23,639,136

UTAH STATE OFFICE OF EDUCATION
 F4 STATEWIDE EXPENDITURES / DISBURSEMENTS
 SUMMARY OF EXPENDITURES
 1992 - 1993

	TOTAL
EXPENDITURES & FIN SOURCES	
ALPINE	162,991,261
BEAVER	6,161,470
BOX ELDER	38,046,877
CACHE	62,218,268
CARBON	20,370,896
DAGGETT	1,862,945
DAVIS	193,406,930
DUCHESNE	20,945,111
EMERY	22,829,828
GARFIELD	5,827,773
GRAND	6,401,213
GRANITE	255,546,607
IRON	24,373,245
JORDAN	240,123,771
JUAB	8,270,879
KANE	6,485,823
MILLARD	27,096,071
MORGAN	6,977,816
NEBO	64,258,375
NO. SANPETE	9,612,556
NO. SUMMIT	4,255,544
PARK CITY	16,370,662
PIUTE	2,362,742
RICH	4,924,945
SAN JUAN	22,255,176
SEVIER	18,863,898
SO. SANPETE	10,564,003
SO. SUMMIT	7,198,909
TINTIC	1,669,974
TOOELE	38,633,420
UINTAH	25,463,912
WASATCH	10,763,341
WASHINGTON	64,183,291
WAYNE	3,612,380
WEBER	127,986,643
SALT LAKE	117,079,730
OGDEN	51,984,079
PROVO	62,121,722
LOGAN	29,089,502
MURRAY	23,477,848
TOTALS	1,826,669,436



STATUS OF SCHOOL BONDS AND OTHER INDEBTEDNESS OF ADMINISTRATIVE UNITS
1992 - 1993

	BONDS OUTSTANDING AT BEGIN OF YR	ISSUED FOR NEW CAPITAL OUTLAY	ISSUED FOR FUNDING CURR/ FLOATING DEBT	ISSUED FOR REFUNDING BONDS	TOTAL BONDS ISSUED DURING CURRENT YEAR	TOTAL OUTSTANDING PLUS ISSUED	TOTAL BONDS RETIRED DURING YEAR	OUTSTANDING AT END OF YR	TOTAL EXPENSE OUTSID AT YEAR END	OTHER NON-BONDED DEBT YEAR END
ALPINE	41,250,000	30,000,000			30,000,000	71,250,000	4,670,000	66,580,000		
BEAVER	1,360,000	8,000,000			8,000,000	9,360,000	165,000	9,195,000	7,172,308	60,380
BOX ELDER	9,885,000					9,885,000	1,195,000	8,690,000		934,814
CACHE	16,675,000	15,000,000		8,320,000	23,320,000	39,995,000	8,320,000	31,675,000		111,965
CARBON	13,982,678					13,982,678	835,433	13,147,245		1,150,901
DAGGETT	1,815,000			2,090,000	2,090,000	3,905,000	1,815,000	2,090,000	45,834,936	3,898,074
DAVIS	104,675,000					104,675,000	225,000	99,025,000		
DUCHESNE	225,000					225,000	225,000	5,656,500	674,214	
EMERY	8,506,500					8,506,500	2,850,000	4,907,000		275,017
GARFIELD	4,855,000			3,510,000	3,510,000	8,365,000	3,458,000	4,907,000		
GRAND										
GRANITE	39,515,000			25,240,000	25,240,000	64,755,000	31,320,000	33,435,000	3,199,780	
IRON	5,035,000	4,000,000		165,000	4,165,000	9,200,000	150,000	9,050,000	2,794,006	
JORDAN	28,910,000	75,000,000		9,400,000	84,400,000	113,310,000	16,715,000	96,595,000		
JUAB	3,235,000					3,235,000	485,000	2,750,000		
KANE	3,843,174					3,843,174	303,202	3,539,972	1,251,518	
MILLARD	15,860,000	4,000,000			4,000,000	19,860,000	920,000	18,940,000		3,241,819
MORGAN	250,000	5,000,000			5,000,000	5,250,000	195,000	5,055,000	121,584	
NEBO	3,290,000	16,000,000			16,000,000	19,290,000	1,580,000	17,710,000	7,640,467	1,018,404
NO. SANPETE	3,410,000					3,410,000	385,000	3,025,000		
NO. SUMMIT	2,290,000					2,290,000	115,000	2,175,000		
PARK CITY	16,755,000					16,755,000	630,000	16,125,000		
PIUTE	1,261,393					1,261,393	20,000	1,241,393		
RICH	2,590,000					2,590,000	70,000	2,520,000		126,094
SAN JUAN	3,525,000					3,525,000	335,000	3,190,000		
SEVIER	8,245,000					8,245,000	465,000	7,790,000		
SO. SANPETE	2,859,588					2,859,588	560,000	2,859,588	1,455,800	65,544
SO. SUMMIT	5,805,000					5,805,000	70,000	5,245,000	1,498,250	
TINTIC	100,000					100,000	30,000	70,000		
TOOELE	6,280,000	7,620,000		2,180,000	9,800,000	16,080,000	2,920,000	13,160,000	6,896,158	208,963
UINTAH	5,390,000					5,390,000	1,950,000	3,440,000		
WASATCH	3,620,000					3,620,000	240,000	3,380,000		
WASHINGTON	40,456,403	5,000,000		4,755,000	9,755,000	50,211,403	6,228,711	43,982,692	59,529	
WAYNE	1,312,711			760,000	760,000	2,072,711		2,072,711	27,999,820	
WEBER	24,605,000	32,000,000		2,390,000	34,390,000	58,995,000	4,765,000	54,230,000		
SALT LAKE										
OGDEN	13,155,000	885,000			885,000	14,040,000	775,000	13,265,000		7,055,374
PROVO	14,430,000	10,000,000			10,000,000	24,430,000	1,865,000	22,565,000	11,901,575	1,874,796
LOGAN	9,405,000			5,910,000	5,910,000	15,315,000	5,065,000	10,250,000	3,952,190	127,278
MURRAY										
TOTALS	468,662,447	212,505,000	64,720,000	745,887,447	277,225,000	1,072,627,101	123,583,036	20,149,423		

UTAH STATE OFFICE OF EDUCATION

STATUS OF SCHOOL BONDS AND OTHER INDEBTEDNESS OF ADMINISTRATIVE UNITS
1992 - 1993

	TOTAL INDEBTEDNESS AT CLOSE OF YR	TOTAL AMOUNT IN SCHOOL SINKING FUND
ALPINE	66,580,000	
BEAVER	9,195,000	-21,141
BOX ELDER	8,750,380	
CACHE	32,609,814	934,814
CARBON	13,259,210	
DAGGETT	3,240,901	
DAVIS	99,025,000	
DUCHESNE	3,898,074	
EMERY	5,656,500	
GARFIELD	5,182,017	
GRAND		
GRANITE	33,435,000	
IRON	9,050,000	
JORDAN	96,595,000	
JUAB	2,750,000	
KANE	3,539,972	
MILLARD	22,181,819	
MORGAN	5,055,000	
NEBO	18,728,404	
NO. SANPETE	3,025,000	
NO. SUMMIT	2,175,000	
PARK CITY	16,125,000	
PIUTE	1,241,393	
RICH	2,646,094	
SAN JUAN	3,190,000	
SEVIER	7,790,000	
SO. SANPETE	2,925,132	
SO. SUMMIT	5,245,000	2,336,674
TINIC	70,000	
TOOELE	13,368,963	
UINTAH	3,440,000	
WASATCH	3,380,000	
WASHINGTON	43,982,692	
WAYNE	2,072,711	
WEBER	54,230,000	
SALT LAKE		
OGDEN	20,320,374	
PROVO	24,439,796	
LOGAN	10,377,278	
MURRAY		
TOTALS	658,776,524	3,250,347

CURRENT EXPENDITURES SUMMARY
FISCAL YEAR 1992-93

	1	2	3	4	5	6	7	8
DISTRICT	INSTRUCTION & SUPPORTING SERVICES **	FOOD SERVICES	SPECIAL TRANSPORTATION	TORT LIABILITY	CAPITAL* OUTLAY	TOTAL CURRENT EXPENDITURES	USOE ADMINISTRATIVE BUDGET	ADJUSTED *** CURRENT EXPENDITURES
Alpine	\$101,603,114	\$5,873,839	\$0	\$0	\$0	\$107,476,953	\$1,267,132	\$108,744,085
Beaver	4,449,713	203,242	0	0	0	4,652,955	54,857	4,707,812
Box Elder	29,513,459	2,015,492	140,418	77,061	829,726	32,576,156	384,067	32,960,223
Cache	35,044,124	2,295,085	170,097	0	479,549	37,988,855	447,881	38,436,736
Carbon	15,983,520	1,029,816	157,669	38,379	188,327	17,397,711	205,116	17,602,827
Daggett	1,373,435	48,271	20,788	0	55,413	1,497,907	17,660	1,515,567
Davis	147,995,834	11,814,107	413,180	423,268	2,655,000	163,301,389	1,925,292	165,226,681
Duchesne	12,860,152	793,832	133,056	41,712	534,955	14,363,707	169,345	14,533,052
Emery	11,324,506	856,248	85,440	27,000	652,606	12,945,800	152,628	13,098,428
Garfield	4,289,488	220,277	21,278	0	0	4,531,043	53,420	4,584,463
Grand	4,732,066	212,188	61,306	9,592	290,529	5,305,681	62,553	5,368,234
Granite	208,640,076	11,219,528	544,649	0	0	220,404,253	2,598,523	223,002,776
Iron	15,824,825	996,790	172,419	17,796	0	17,031,830	200,802	17,232,632
Jordan	176,198,194	11,402,450	507,118	147,674	1,500,322	190,455,758	2,245,436	192,701,194
Juab	4,901,381	415,896	33,829	0	0	5,351,106	63,088	5,414,194
Kane	5,005,156	289,612	15,049	7,313	0	5,317,130	62,688	5,379,818
Millard	13,372,644	1,056,903	129,872	42,381	192,160	14,793,960	174,418	14,968,378
Morgan	5,170,677	378,663	40,809	6,310	188,323	5,784,782	68,201	5,852,983
Nebo	42,815,010	3,478,297	259,609	124,323	179,840	46,857,079	552,436	47,409,515
No Sanpete	6,827,430	618,839	35,873	17,936	0	7,500,078	88,424	7,588,502
No Summit	3,008,282	162,215	38,944	5,785	189,993	3,405,219	40,147	3,445,366
Park City	8,376,674	303,238	139,743	13,586	456,671	9,289,912	109,526	9,399,438
Piute	1,713,903	123,346	0	2,350	0	1,839,599	21,689	1,861,288
Rich	2,296,741	153,734	35,772	3,656	70,676	2,560,579	30,189	2,590,768
San Juan	17,708,332	393,124	90,301	26,209	264,365	18,982,331	223,798	19,206,129
Sevier	15,525,258	1,138,063	0	0	28,332	16,691,653	196,791	15,888,444
So. Sanpete	7,803,093	680,788	0	0	0	8,483,881	100,023	8,583,904
So. Summit	4,049,181	165,559	55,428	7,408	336,694	4,614,270	54,401	4,668,671
Tintic	1,392,847	40,828	6,243	0	4,662	1,444,580	17,031	1,461,611
Tooele	21,901,555	1,604,673	142,644	51,663	1,182,910	24,883,445	293,371	25,176,816
Uintah	19,053,996	1,523,710	147,455	39,733	1,052,597	21,817,491	257,224	22,074,715
Wasatch	8,873,683	338,016	0	0	37,878	9,249,577	109,051	9,358,628
Washington	36,088,424	1,838,599	2,737	83,519	0	38,013,279	448,169	38,461,448
Wayne	2,629,893	173,460	8,924	0	0	2,812,277	33,156	2,845,433
Weber	74,173,212	5,104,278	275,564	204,978	76,106	79,834,138	941,229	80,775,367
Salt Lake	82,073,803	4,722,620	0	0	0	86,796,423	1,023,313	87,819,736
Ogden	37,207,895	3,436,241	214,675	61,125	2,408,113	43,328,049	510,829	43,838,878
Provo	46,144,301	2,482,487	317,666	86,642	1,282,534	50,313,630	593,188	50,906,818
Logan	15,161,518	1,097,262	179,691	31,396	49,389	16,519,246	194,759	16,714,005
Murray	18,379,464	1,005,069	57,180	45,345	418,096	19,905,154	234,678	20,139,832
State Total	\$1,271,486,859	\$82,206,685	\$4,655,416	\$2,364,140	\$15,605,766	\$1,376,318,866	\$16,226,532	\$1,392,545,398

* Includes limited 0.0002 tax rate and ten percent programs

** Includes Funds 52 and 70

*** Allocates \$16,226,532 of State Office of Education administrative funds.

COMPARISON OF CURRENT EXPENSES OF DISTRICTS BY RANK, HIGHEST FIRST, BASED ON PER CAPITA COST OF THE AVERAGE DAILY ATTENDANCE FOR THE 1992-93 SCHOOL YEAR (1)

District	1992-93 Average Daily Attendance	Maintenance and Operations Fund							
		Instruction		Supporting Services					
		District	Per Pupil	District	Per Pupil	District	Per Pupil	District	Per Pupil
Alpine	37,915	Daggett	\$4,125	Ogden	\$145	San Juan	\$498	Daggett	\$476
Beaver	1,317	Tintic	4,026	San Juan	122	Tintic	274	Tintic	383
Box Elder	10,564	San Juan	3,384	Granite	117	Salt Lake	238	Plute	350
Cache	11,909	Plute	2,932	Provo	113	Daggett	190	Wayne	258
Carbon	4,757	Wayne	2,908	Morgan	108	Ogden	188	Garfield	232
Daggett	180	Rich	2,872	Murray	106	Juab	159	Rich	224
Davis	53,243	Garfield	2,692	So. Summit	106	Duchesne	142	So. Summit	174
Duchesne	4,137	Kane	2,615	Tintic	104	Provo	141	Park City	151
Emery	3,223	Emery	2,581	Park City	102	Plute	135	No. Summit	135
Garfield	1,066	Millard	2,496	Salt Lake	90	Nebo	126	Beaver	134
Grand	1,464	So. Summit	2,409	Jordan	87	No. Sanpete	125	San Juan	126
Granite	73,819	Salt Lake	2,384			Granite	120	Morgan	120
Iron	5,209	Wasatch	2,343	STATE AVG.	82			No. Sanpete	100
Jordan	64,808	Provo	2,299			STATE AVG.	119	Juab	94
Juab	1,541	No. Summit	2,284	Tooele	80			Kane	90
Kane	1,350	Grand	2,230	Weber	78	Cache	118	Sevier	83
Millard	3,656	Park City	2,230	Nebo	76	So. Summit	118	Grand	79
Morgan	1,809	Beaver	2,181	Alpine	74	Iron	117	Tooele	74
Nebo	16,249	Tooele	2,149	Box Elder	70	Utah	117	Carbon	66
No. Sanpete	2,190	No. Sanpete	2,148	Juab	68	Murray	111	Wasatch	63
No. Summit	891	Sevier	2,126	Carbon	67	Davis	109	Millard	63
Park City	2,436	Carbon	2,109	Washington	63	Alpine	108	Murray	56
Plute	367	Ogden	2,106	Millard	62	Washington	108	So. Sanpete	52
Rich	521	Utah	2,088	So. Sanpete	62	Carbon	106	Emery	49
San Juan	3,167	Logan	2,086	Wayne	58	Logan	104	Duchesne	48
Sevier	4,604	Weber	2,074	Davis	57	Weber	101	Provo	46
So. Sanpete	2,749	Juab	2,050	Utah	55	Millard	100	Utah	43
So. Summit	1,055	So. Sanpete	2,044	Emery	53	Jordan	97	Iron	39
Tintic	230			Cache	52	So. Sanpete	97		
Tooele	6,903	STATE AVG.	2,038	No. Summit	48	Beaver	96	STATE AVG.	30
Utah	6,287			Sevier	48	No. Summit	93		
Wasatch	2,955	Granite	2,001	Logan	47	Morgan	86	Weber	29
Washington	13,814	Duchesne	1,998	Duchesne	47	Kane	85	Box Elder	27
Wayne	554	Iron	1,958	Iron	41	Tooele	73	Granite	24
Weber	25,299	Box Elder	1,955	No. Sanpete	39	Wayne	72	Ogden	22
Salt Lake	23,901	Davis	1,954	Beaver	34	Emery	70	Washington	21
Ogden	11,984	Jordan	1,943	Kane	31	Box Elder	58	Davis	20
Provo	12,786	Murray	1,936	Rich	23	Garfield	58	Cache	19
Logan	5,505	Cache	1,930	Daggett	19	Sevier	51	Nebo	18
Murray	6,366	Alpine	1,879	Grand	13	Grand	51	Logan	17
		Morgan	1,850	Wasatch	4	Park City	49	Alpine	14
TOTAL	432,781	Nebo	1,830	Garfield	0	Rich	34	Salt Lake	14
		Washington	1,823	Plute	0	Wasatch	34	Jordan	9

- (1) Includes current expenditures for administration through fixed charges.
- (2) Includes expenditures for attendance and social work, guidance, health, and psychological services.
- (3) Includes expenditures for improvement of instructional services and educational media services.
- (4) Includes expenditures for board of education, district executive administration, and special area services.

COMPARISON OF CURRENT EXPENSES OF DISTRICTS BY RANK, HIGHEST FIRST, BASED ON PER CAPITA COST OF THE AVERAGE DAILY ATTENDANCE FOR THE 1992-93 SCHOOL YEAR (1)

1	2	3	4	5	6	7	8	9	10
Maintenance and Operations Fund Supporting Services									
School Admin. (2)		Business (3)		Plant Oper. & Maint. (4)		Student Transp. (5)		Central & Other Dis. (6)	
District	Per Pupil	District	Per Pupil	District	Per Pupil	District	Per Pupil	District	Per Pupil
Garfield	\$433	Daggett	\$299	Daggett	\$1,229	Daggett	\$599	San Juan	\$128
Daggett	402	Tintic	144	Piute	729	Piute	376	So. Summit	86
San Juan	309	Rich	100	Tintic	704	Rich	375	Daggett	72
Kane	309	Kane	79	Beaver	557	San Juan	366	No. Summit	56
Emery	270	So. Summit	78	Rich	553	Wayne	306	Wayne	55
Wayne	270	Grand	75	San Juan	549	So. Summit	219	Park City	55
Ogden	261	No. Summit	66	Wayne	524	Millard	207	Grand	51
So. Summit	258	Wayne	62	Garfield	464	Duchesne	174	Provo	49
Beaver	254	Juab	61	Millard	462	No. Summit	173	Jordan	43
Uintah	248	Park City	60	Duchesne	415	Tintic	171	Davis	43
No. Summit	246	San Juan	60	Carbon	415	No. Sanpete	166	Salt Lake	41
Park City	239	Iron	58	Sevier	396	Emery	163	Uintah	39
Grand	236	Emery	57	Kane	390	Park City	159	Murray	34
Duchesne	235	Carbon	54	Grand	378	Uintah	152		
Tintic	233	Morgan	51	Park City	366	Morgan	141	STATE AVG.	28
Iron	231	Garfield	51	Salt Lake	362	Box Elder	132		
Carbon	224	No. Sanpete	50	Murray	348	Cache	131	Weber	28
Rich	223	Tooele	48	Iron	345	So. Sanpete	128	Wasatch	25
Washington	218	Beaver	47	Juab	334	Wasatch	125	Nebo	24
Millard	215	Ogden	41	No. Sanpete	302	Sevier	122	Millard	22
Morgan	210	Logan	37	Jordan	297	Grand	120	Alpine	22
Salt Lake	197	Salt Lake	35			Carbon	110	Granite	21
Sevier	192	Provo	34	STATE AVG.	296	Washington	109	Tintic	18
Tooele	189	Murray	32			Kane	108	Duchesne	17
Cache	185	So. Sanpete	29	So. Sanpete	296	Iron	96	Logan	16
Murray	185	Davis	28	Tooele	289	Garfield	93	Ogden	16
Weber	184	Duchesne	27	Nebo	287	Weber	91	Sevier	15
				Davis	287	Alpine	88	Iron	14
STATE AVG.	184	STATE AVG.	27	Alpine	287	Juab	85	Cache	13
				Granite	286			No. Sanpete	6
Nebo	183	Granite	25	Weber	286	STATE AVG.	82	Box Elder	4
No. Sanpete	180	Uintah	24	Wasatch	284			Morgan	4
Box Elder	180	Weber	23	Box Elder	283	Tooele	80	Beaver	0
Granite	178	Washington	22	No. Summit	274	Beaver	76	Carbon	0
Provo	177	Nebo	21	So. Summit	268	Davis	72	Emery	0
Juab	174	Sevier	20	Uintah	264	Nebo	70	Garfield	0
Jordan	165	Box Elder	19	Logan	247	Ogden	70	Juab	0
Davis	164	Alpine	18	Washington	246	Salt Lake	65	Kane	0
Alpine	153	Cache	16	Provo	236	Jordan	60	Piute	0
Logan	146	Jordan	14	Ogden	229	Logan	53	Rich	0
Piute	146	Millard	9	Cache	228	Granite	44	So. Sanpete	0
So. Sanpete	132	Wasatch	0	Morgan	199	Provo	44	Tooele	0
Wasatch	125	Piute	0	Emery	53	Murray	34	Washington	0

- (1) Includes current expenditures for administration through fixed charges.
- (2) Includes expenditures for administration expenses at the school level.
- (3) Includes expenditures for fiscal, purchasing, warehousing/distributing, and printing, publishing and duplicating services
- (4) Includes expenditures for maint. and oper. of buildings and equipment, vehicle servicing and maint. and security serv
- (5) Includes expenditures for supervision, vehicle operation, monitoring, and vehicle servicing and maintenance services.
- (6) Includes expenditures for planning, research, development, evaluation, information, staff, data processing, etc.

COMPARISON OF CURRENT EXPENSES OF DISTRICTS BY RANK, HIGHEST FIRST, BASED ON PER CAPITA COST OF THE AVERAGE DAILY ATTENDANCE FOR THE 1992-93 SCHOOL YEAR (1)

1		3		5		7		9	
Maint & Oper Fund Total Instruction and Instruction Support (2)		Special Transportation Fund (3)		Tort Liability Fund (4)		Capital Outlay Fund Limited .0002 Tax Rate Ten Percent Prgms. (5)		Food Services Fund	
District	Per Pupil	District	Per Pupil	District	Per Pupil	District	Per Pupil	District	Per Pupil
Daggett	\$7,640	Daggett	\$116	Jordan	\$13	So. Summit	\$319	Plute	\$336
Tintic	6,058	Rich	69	Millard	12	Daggett	308	Wayne	313
San Juan	5,592	Park City	57	Duchesne	10	No. Summit	213	Rich	295
Wayne	4,751	So. Summit	53	Emery	8	Emery	202	Millard	289
Plute	4,668	No. Summit	44	San Juan	8	Ogden	201	Ogden	287
Rich	4,405	Grand	42	No. Sanpete	8	Grand	198	No. Sanpete	283
Garfield	4,023	Millard	36	Weber	8	Park City	187	San Juan	282
So. Summit	3,838	Carbon	33	Carbon	8	Tooele	171	Juab	270
Kane	3,707	Iron	33	Davis	8	Utah	167	Daggett	269
Millard	3,658	Logan	33	Nebo	8	Rich	136	Emery	266
Provo	3,609	Duchesne	32	Tooele	7	Duchesne	129	So. Sanpete	248
Emery	3,514	San Juan	29	Box Elder	7	Morgan	104	Sevier	247
Park City	3,438	Tintic	27	Iron	7	Provo	100	Utah	242
Salt Lake	3,434	Emery	27	Murray	7	San Juan	83	Tooele	232
Beaver	3,378	Provo	25	So. Summit	7	Box Elder	79	Davis	222
No. Summit	3,375	Utah	23	Rich	7	Murray	66	Carbon	216
Sevier	3,372	Morgan	23	Provo	7	Millard	53	Kane	214
Carbon	3,360	Juab	22	Grand	7	Davis	50	Nebo	214
Grand	3,233	Tooele	21	No. Summit	6	Cache	40		
Juab	3,180	Garfield	20	Plute	6	Carbon	40	STATE AVG.	213
Tooele	3,173	Ogden	18	Utah	6				
No. Sanpete	3,117	No. Sanpete	16	Washington	6	STATE AVG.	36	Morgan	209
Duchesne	3,109	Wayne	16	Logan	6			Garfield	207
Ogden	3,105	Nebo	16	Park City	6	Jordan	23	Weber	202
Iron	3,038	Cache	14			Tintic	20	Logan	199
Utah	3,031	Box Elder	13	STATE AVG.		Wasatch	13	Salt Lake	198
Wasatch	3,003	Kane	11			Nebo	11	Provo	194
Cache	2,943	Weber	11	Kane	5	Logan	9	Cache	193
				Ogden	5	Sevier	6	Duchesne	192
STATE AVG.	2,938	STATE AVG.	11	Morgan	3	Weber	3	Iron	191
				Alpine	0	Alpine	0	Box Elder	191
Weber	2,932	Murray	9	Beaver	0	Beaver	0	No. Summit	182
Murray	2,887	Jordan	8	Cache	0	Garfield	0	Tintic	178
Morgan	2,858	Davis	8	Daggett	0	Granite	0	Jordan	176
So. Sanpete	2,839	Granite	7	Garfield	0	Iron	0	Murray	158
Granite	2,826	Washington	0	Granite	0	Juab	0	So. Summit	157
Box Elder	2,794	Alpine	0	Juab	0	Kane	0	Alpine	155
Davis	2,780	Beaver	0	Sevier	0	No. Sanpete	0	Beaver	154
Logan	2,754	Plute	0	So. Sanpete	0	Plute	0	Granite	152
Jordan	2,719	Sevier	0	Tintic	0	So. Sanpete	0	Grand	145
Alpine	2,680	So. Sanpete	0	Wasatch	0	Washington	0	Washington	133
Nebo	2,635	Wasatch	0	Wayne	0	Wayne	0	Park City	124
Washington	2,613	Salt Lake	0	Salt Lake	0	Salt Lake	0	Wasatch	114

(1) Includes current expenditures for administration through fixed charges.

(2) The sum of the expenditures previously listed in this chart.

(3) Restricted fund for transporting students due to hazardous conditions, interscholastic activities, night activities, and education approved by local boards of education, as per state law.

(4) Restricted fund for tort liability insurance, claims, reserves, etc.

(5) Includes limited special maintenance projects and equipment, textbooks, and supplies, as per state law.

COMPARISON OF CURRENT EXPENSES OF DISTRICTS BY RANK, HIGHEST FIRST, BASED ON PER CAPITA COST OF THE AVERAGE DAILY ATTENDANCE FOR THE 1992-93 SCHOOL YEAR

1		3		5	
TOTAL CURRENT EXPENDITURES		USOE ADMINISTRATIVE BUDGET		ADJUSTED * CURRENT EXPENDITURES	
District	Per Pupil	District	Per Pupil	District	Per Pupil
Daggett	\$8,332	Daggett	\$98	Daggett	\$8,430
Tintic	6,283	Tintic	74	Tintic	6,357
San Juan	5,994	San Juan	71	San Juan	6,065
Wayne	5,081	Wayne	60	Wayne	5,141
Piute	5,011	Piute	59	Piute	5,070
Rich	4,911	Rich	58	Rich	4,969
So. Summit	4,374	So. Summit	52	So. Summit	4,425
Garfield	4,249	Garfield	50	Garfield	4,299
Millard	4,046	Millard	48	Millard	4,094
Emery	4,017	Emery	47	Emery	4,064
Kane	3,938	Kane	46	Kane	3,984
Provo	3,935	Provo	46	Provo	3,981
No. Summit	3,820	No. Summit	45	No. Summit	3,865
Park City	3,813			Park City	3,858
Carbon	3,657	STATE AVG.	45	Carbon	3,700
Salt Lake	3,631			Salt Lake	3,674
Sevier	3,625	Park City	45	Sevier	3,668
Grand	3,625	Carbon	43	Grand	3,667
Ogden	3,616	Salt Lake	43	Ogden	3,658
Tooele	3,605	Sevier	43	Tooele	3,647
Beaver	3,533	Grand	43	Beaver	3,574
Duchesne	3,472	Ogden	43	Duchesne	3,513
Juab	3,472	Tooele	43	Juab	3,513
Uintah	3,471	Beaver	42	Uintah	3,511
No. Sanpete	3,424	Duchesne	41	No. Sanpete	3,464
Iron	3,270	Juab	41	Iron	2,308
Morgan	3,198	Uintah	41	Morgan	3,235
Cache	3,190	No. Sanpete	40	Cache	3,228
		Iron	39		
STATE AVG.	3,180	Morgan	38	STATE AVG.	3,218
		Cache	38		
Weber	3,156	Weber	37	Weber	3,193
Wasatch	3,130	Wasatch	37	Wasatch	3,167
Murray	3,127	Murray	37	Murray	3,164
So. Sanpete	3,086	So. Sanpete	36	So. Sanpete	3,123
Box Elder	3,084	Box Elder	36	Box Elder	3,120
Davis	3,067	Davis	36	Davis	3,103
Logan	3,001	Logan	35	Logan	3,036
Granite	2,986	Granite	35	Granite	3,021
Jordan	2,939	Jordan	35	Jordan	2,973
Nebo	2,884	Nebo	34	Nebo	2,918
Alpine	2,835	Alpine	33	Alpine	2,868
Washington	2,752	Washington	32	Washington	2,784

* Allocates \$16,226,532 of State Office of Education administrative funds.

GLOSSARY OF TERMS

ADULT EDUCATION - Organized public educational programs, other than regular full-time and summer elementary and secondary day school, which provide opportunities for adult and out-of-school youth who have not graduated, to further their education.

AIDE - An assignment to assist a teacher with routine activities associated with teaching those activities requiring minor decisions regarding students, such as monitoring, conducting rote exercises, operating equipment, and clerical.

ALTERNATIVE HIGH SCHOOL - A non-standard high school for students with special needs, interests, or learning styles.

APPLIED TECHNOLOGY EDUCATION - Organized educational programs, services, and activities which are directly related to the preparation of individuals for paid or unpaid employment, or for additional preparation for a career, requiring other than a baccalaureate or advanced degree.

APPROPRIATION - An authorization granted by a legislative body to make expenditures and to incur obligations for specific purposes.

ASSESSED VALUATION - The total value of property subject to the ad valorem property tax in a taxing entity (such as a school district). It is established and governed by law and rule; and is assessed by the State Tax Commission for centrally assessed properties (properties which cross county lines such as utilities and natural resources) and by local county assessors for all other property. Related terms:

Property - Property which is subject to assessment and taxation according to its value, but does not include monies, credits, bonds, stocks, representative property, franchises, goodwill, copyrights, patents, or other intangibles.

Fair Market Value - The amount at which property would change hands between a willing buyer and a willing seller, neither being under any compulsion to buy or sell and both having reasonable knowledge of the relevant facts. Fair Market Value includes the adjustment for intangibles for real property assessed by the county assessor (intangible values may lessen the actual amount that may be received in a particular sales transaction).

Taxable Value - Fair Market Value less any applicable reduction allowed for residential property. From January 1, 1992 forward the residential exemption is 29.50 percent.

ASSESSED VALUATION, ADJUSTED - The Utah Neighborhood Redevelopment Act allows redevelopment agencies (RDA's) to receive tax increment funds (taxes raised as a result of increased value or tax rate in relation to the established redevelopment project base tax year) to finance redevelopment projects. This is also known as "Tax Increment Financing" or TIF. As tax increment dollars are sent to redevelopment agencies and not to taxing entities, the equivalent valuation (or redevelopment valuation adjustment) of those increment dollars must be reduced. An **ADJUSTED** assessed value (the assessed value less the adjustment for redevelopment) is the value taxing entities should use to multiply by the tax rate and estimated collection rate to determine an estimated dollar yield.

ASSESSED VALUATION PER PUPIL, ADJUSTED - The adjusted assessed valuation per pupil is the adjusted assessed valuation for a school district divided by the district's total average daily membership (ADM).

AVERAGE DAILY ATTENDANCE (ADA) - The aggregate attendance of a school during a reporting period (normally a school year) divided by the number of days school is in session during this period. Only days on which the pupils are under the guidance and direction of teachers should be considered days in session. Average Daily Attendance Data were no longer reported after 1982-83 and is estimated to be 0.9462 of Average Daily Membership.

AVERAGE DAILY MEMBERSHIP (ADM) -

Aggregate Days of Membership - The sum of all days of membership of all students during a school year.

Average Daily Membership (ADM) - The aggregate membership of a school during a reporting period (normally a school year of 990 hours) divided by the number of days school is in session during this period. Only days on which pupils are under the guidance and direction of teachers should be considered as days in session.

Membership - The number of pupils on the current roll of a class or school as of a given date.

AVERAGE CONTRACT SALARY - The weighted arithmetic mean of the combined salaries of classroom teachers, substitute teachers, principals, supervisors, and other instructional personnel. Includes regular salaries for full-time and part-time employees considered to be in positions of a permanent nature. Does not include employee benefits or career ladder monies.

BASIC STATE-SUPPORTED SCHOOL PROGRAM - Educational programs for kindergarten, elementary, and secondary school students which can be operated and maintained for the amount derived by multiplying the number of weighted pupil units for each district by the current WPU value.

CAPITAL OUTLAY - An expenditure that results in the acquisition of fixed assets or additions to fixed assets, which are presumed to have benefits for more than one year. It is an expenditure for land or existing buildings, improvements of ground, construction of buildings, additions to buildings, remodeling of buildings, or initial, additional, and replacement of equipment, furniture and fixtures, machinery, vehicles and media materials.

CATEGORICAL PROGRAMS - State aid that is designated for specific programs. Examples would be transportation aid, special education aid and aid for applied technology education.

CERTIFICATED PERSONNEL - Professional personnel who have obtained an official certificate from the Certification Section of the State Office of Education.

CLASS SIZE - A measure of the ratio of staff to students in public schools. For example, average class size is computed by dividing the total number of students in a unit (e.g., school system, district, school, department) by the total number of teachers in the same unit.

CLASSIFIED PERSONNEL - Personnel who have not obtained an official certificate from the Certification Section of the State Office of Education. Classified personnel includes such positions as secretaries, aides, custodians, bus drivers, food service workers, etc.

CLASSROOM TEACHER - A school staff member assigned the professional activities of instructing pupils for all graded and/or ungraded classes in a school usually expressed in full-time equivalents.

CURRENT EXPENDITURES (ELEMENTARY/SECONDARY) - The expenditures for operating local public schools, excluding capital outlay, debt and interest on school debt. These expenditures include such items as salaries and benefits, fixed charges, student transportation, school books and materials, and energy costs.

CURRENT EXPENDITURES FOR OTHER PROGRAMS - Current expenses for summer schools, adult education, post-high school vocational education, personnel retraining, and community services including day care, services to private school pupils, community centers, recreational activities, public libraries, etc., when operated by local school districts and not part of the regular public elementary and secondary day-school program.

CURRENT EXPENDITURES PER PUPIL IN AVERAGE DAILY ATTENDANCE - Current expenditures for the regular school term divided by the average daily attendance of full-time pupils (or full-time equivalency of pupils) during the term. See also Current Expenditures and Average Daily Attendance. This includes state, local, and federal revenue.

DEBT SERVICE - Expenditures for retirement of long-term debt including principal and interest.

DROPOUT - An individual in grades 7-12 who:

- (1) was enrolled in public school at some time during the previous school year;
- (2) was not enrolled within five school days of the start of the current school year;
- (3) has not graduated from high school or completed a State- or district- approved education program;
- (4) does not meet any of the following exclusionary conditions: (a) transfer to another public school district, private school, or State- or district-approved educational program; (b) temporary absence due to suspension or school-approved illness; or (c) death.

DROPOUT RATE - The percentage of dropouts under 22 years of age eligible to be enrolled in grades seven through twelve.

Annual Dropout Rate - Also called the single-year event dropout rate, it is the proportion of students who leave school without completing high school during a specific 1-year period. This rate allows for annual comparisons, pinpointing when students drop out. It is an indication of the effectiveness of intervention programs over time.

Annual Dropout Rate = Number of dropouts / October 1st fall enrollment * 100

EARLY GRADUATION - A curriculum program and delivery system which allows students the option to complete high school graduation requirements and prepares students to meet college admission requirements at the conclusion of the eleventh grade, or prior to the conclusion of the 12th grade. Students involved in accelerated learning programs are not precluded from graduating at an earlier time.

ELEMENTARY SCHOOL - A school classified as elementary by State and local practice and composed of any span of grades not above grade 6.

EXPENDITURES - Charges incurred, whether paid or unpaid, which are presumed to benefit the school current fiscal year. For elementary/secondary schools, these include all expenditures for current outlays plus capital outlays and interest on school debt.

EXPENDITURES PER PUPIL - Charges incurred for a particular period of time divided by a student unit of measure, such as average daily attendance or average daily membership.

FALL ENROLLMENT - The total number of students registered on or about October 1st of each year.

FOUNDATION PROGRAM - A foundation program is a state equalization aid program that typically guarantees a certain foundation level of expenditure for each student, together with a minimum tax rate that each school district must levy for education purposes. The difference between what a local school district raises at the minimum tax rate and the foundation expenditure is made up in state aid. Foundation programs focus on the per pupil expenditure level and thus enhance the state government's fiscal role in education.

FULL TIME EQUIVALENT (FTE) - The amount of employed time normally required of a staff member to perform a less than full-time assignment divided by the amount of time normally required in performing a corresponding full-time assignment, with "1.00" representing one full-time equivalent position.

FUND - An independent accounting entity with its own assets, liabilities, and fund balance. Generally, funds are established to account for financing of specific activities of an agency's operations.

GED RECIPIENT - A person who has obtained certification of high school equivalency by meeting State requirements and passing an approved exam, which is intended to provide an appraisal of the person's achievement or performance in the broad subject matter areas usually required for high school graduation.

HIGH SCHOOL - A secondary school offering the final years of high school work necessary for graduation, usually including grades 10-12, grades 9-12, or grades 7-12 in some small school districts.

HIGH SCHOOL GRADUATES -

Regular Diploma - Those graduates who receive a regular high school diploma upon completion of the Carnegie units and other performance requirements in a traditional high school program during the previous school year and subsequent summer school (alternative high school graduates are included).

Other Completers - Those graduates receiving an exiting credential certifying high school attendance or completion of a secondary program without having completed all the state-mandated Carnegie units or testing requirements for a regular high school diploma (Special Education program recipients that do not have the same requirements as regular high school programs).

INSTRUCTIONAL STAFF - Includes all public elementary and secondary (junior and senior high) day-school positions that are in the nature of teaching or in the improvement of the teaching-learning situation. Includes consultants or supervisors of instruction, curriculum specialists, principals, teachers, guidance personnel, librarians, psychological personnel, and others possessing educational certification but not responsible for regular day-to-day teaching of the same group of pupils. Excludes instructional aides, administrative staff, attendance personnel, and clerical personnel.

INTEREST ON SCHOOL DEBT - The amount spent by and for local education agencies for interest payments on bonds and short- and long-term loans. School housing authority interest payments are also included.

JUNIOR HIGH SCHOOL - A separately organized and administered secondary school intermediate between the elementary and senior high schools, usually including grades 7-9 or grades 7-8.

LEA - A local education agency, including public school districts and post-secondary institutions.

LEEWAY PROGRAM - A state-supported voted leeway program or board leeway program authorized under Section 53A-17a-134 of the Utah Code, that allows districts to levy additional taxes in support of the Basic School Program.

MAINTENANCE AND OPERATION (M & O) - Education expenditures for the daily operation of the school program such as expenditures for administration, instruction, attendance and health services, transportation, operation and maintenance of plant and fixed charges. Also called Current Operating Expenditures.

MIDDLE SCHOOL - A separately organized and administered intermediate school that must include some combination of elementary grades 4-6 and secondary grades 7-9. Middle level education is education which takes place wherever students who exhibit the characteristics of the transcendence are found, whatever the educational setting (middle school, junior high school, or intermediate school).

MINIMUM BASIC TAX RATE - The tax rate that each school district must impose to contribute to the cost of the basic program, authorized under Section 53A-17a-135 of the Utah Code.

NECESSARILY EXISTENT SMALL SCHOOLS - Upon application by each school district, the State Board of Education shall, in consultation with local school boards, classify particular schools in each district as necessarily existent small schools. A school may be classified as necessarily existent under any of the following standards:

(1) The average daily membership for the school does not exceed:

- (a) 160 for elementary schools, including kindergarten at a weighting of .55 per average daily membership;
- (b) 400 for junior high and qualified middle schools;
- (c) 450 for senior high schools; or,
- (d) 600 for six year high schools containing grades seven through twelve.

(2) One-way bus travel over Board approved bus routes from the school to the nearest school within the district of the same type requires: (a) students in kindergarten through grade six to travel more than 45 minutes; (b) students in grades seven through twelve to travel more than one hour and 15 minutes.

NET SCHOOL FOOD SERVICES COSTS - The total school food services expenditures less revenues received from daily sales by students and adults.

475

NON-REGULAR DAY SCHOOL - Programs for students that are not in the regular day school program, such as Youth-in-Custody, Community School, Adult Education, etc.

NONREVENUE RECEIPTS - The amount received by local education agencies from the sale of bonds and real property and equipment; loans and proceeds from insurance adjustments.

NUMBER SERVED (SPECIAL EDUCATION) - A duplicated count of students receiving special education services.

PART-TIME STUDENT - A student carrying less than a full course load, as determined by the State Board or the local board of education.

PRIVATE SCHOOL OR INSTITUTION - A school or institution which is controlled by an individual or agency other than a State, a subdivision of a State, or the Federal Government, which is usually supported primarily by other than public funds, and the operation of whose program rests with other than publicly elected or appointed officials.

PROPERTY TAX - The sum of money collected from an ad valorem tax levied against the taxable value of property.

PUPIL IN AVERAGE DAILY MEMBERSHIP (ADM) - A Full-day equivalent pupil.

PUPIL-TEACHER RATIO - The enrollment of pupils at a given period of time, divided by the full-time equivalent number of classroom teachers serving these pupils during the same period.

RACIAL/ETHNIC GROUP - Classification indicating general racial or ethnic heritage.

American Indian or Alaskan Native - A person having origins in any of the original peoples of North America.

Asian - A person having origins in any of the original peoples of the Far East or Southeast Asia. This area includes, for example, China, Japan, Korea, Taiwan, Burma, Cambodia, Indonesia, Java, Malaysia, Laos, Thailand, Vietnam and the Philippine Islands.

Black, not of Hispanic Origin - A person having origins in any of the Black racial groups in Africa.

Hispanic - A person of Mexican, Puerto Rican, Cuban, Central or South American, or other Spanish language culture or origin, regardless of race.

Pacific Islander - A person having origins in the Pacific Island. This area includes, for example, Fiji, Guam, Hawaii, Moorea, New Zealand, Samoa, Tahiti, and Tonga.

White, not of Hispanic Origin - A person having origins in any of the original peoples of Europe, North Africa, the Middle East, or the Indian subcontinent.

REGULAR DAY SCHOOL - Programs for the regular day school students from kindergarten through grade twelve.

REVENUE RECEIPTS - Additions to assets that do not incur an obligation that must be met at some future date and do not represent exchanges of property for money. Assets must be available for expenditures.

REVENUES - All funds received from external sources, net of refunds, and correcting transactions. Noncash transactions such as receipt of services, commodities, or other receipts "in kind" are excluded as are funds received from the issuance of debt, liquidation of investments, and nonroutine sale of property.

SCHOOL DAY - For schools operating under a schedule of 990 hours per day, a minimum of two and one-half hours per day or a total of 12.5 hours per week in kindergarten; a minimum of four and one-half hours per day or a total of 22.5 hours per week in first grade; or a minimum of five and one-half hours per day or a total of 27.5 hours per week in grades two through twelve. All school day calculations shall exclude lunch periods and pass time between classes.

SCHOOL DISTRICT - An education agency at the local level that exists primarily to operate public schools or to contract for public school services. Synonyms are "local basic administrative unit" and "local education agency".

SCHOOL YEAR - A minimum of 990 hours of instruction required to qualify for full minimum funding; the 990 hours shall be scheduled during the 12-month period beginning July 1st with the following exceptions: (1) the kindergarten program is a half-day program providing a minimum of 450 hours of instruction during a school year to qualify for full minimum school funding; (2) in grade one, the school shall provide a minimum of 810 hours of instruction during a school year to qualify for full minimum school funding.

SECONDARY SCHOOL - A school classified as secondary by state and local practice and composed of any span of grades beginning with the next grade following an elementary or middle school (usually 7, 8, or 9) and ending with or below grade 12. Both junior high schools and senior high schools are included.

SPECIAL EDUCATION STUDENTS - Direct instructional activities or special learning experiences designed primarily for students identified as being underachievers or having impairments in relation to general level or model of their overall abilities. Such services are provided for children with the following resource conditions: specific learning disabled, speech pathology, and visually impaired. Services are also provided for children with the following self-contained conditions: intellectually disabled, behavior disorders, mild moderate disabled, severely disabled, hearing impaired, and physically impaired.

STATE-SUPPORTED MINIMUM SCHOOL PROGRAM - School programs for kindergarten, elementary, and secondary schools.

USOE - Utah State Office of Education

WEIGHTED PUPIL UNIT (WPU) - The unit of measure of factors that is computed in accordance with the Minimum School Program Act for the purpose of determining the costs of a program on a uniform basis for each district. Add-on weightings are allowed for special needs such as handicapped. (See Add-on WPU)

YEAR-END ENROLLMENT - The total number of students registered on or about June 30 of each year.

477