

DOCUMENT RESUME

ED 370 652

JC 940 358

TITLE 1992-93 Graduate Follow-Up Report. Wisconsin
 Technical College System Board.

INSTITUTION Wisconsin State Board of Vocational, Technical, and
 Adult Education, Madison.

PUB DATE Apr 94

NOTE 32p.

PUB TYPE Reports - Research/Technical (143) --
 Tests/Evaluation Instruments (160)

EDRS PRICE MF01/PC02 Plus Postage.

DESCRIPTORS Adult Vocational Education; *College Graduates;
 Community Colleges; *Education Work Relationship;
 *Employment Patterns; Followup Studies; Graduate
 Surveys; *Outcomes of Education; Program Evaluation;
 Questionnaires; Salaries; State Surveys; Tables
 (Data); Two Year Colleges; Two Year College
 Students

IDENTIFIERS *Wisconsin

ABSTRACT

Each year, a follow-up study is conducted to gather data on the activities and perceptions of students approximately six months after their graduation from Wisconsin's Technical Colleges (WTC). Specifically, the survey seeks to identify the current activities of WTC graduates, determine the extent to which current activities are related to the graduates' educational programs, and provide data to inform career awareness and planning efforts. In 1993, the 16 districts in the WTC system surveyed 15,835 graduates from 1992-93. Responses were received from 13,298 (84%) graduates and were compiled into a statewide report. Results of the study included the following: (1) 60.2% of the graduates were female, while minorities represented 7.3% of the respondents; (2) of the respondents in the labor force, 92% were employed and 80% of these graduates were in jobs related to their training; (3) graduates of the home economics program had the highest percent employed rate at 89%, followed by agribusiness at 87% and health programs at 85%; (4) the median monthly salary for all 1993-93 graduates was \$1,473; and (5) graduates from the service instructional division had the highest median salary at \$1,733, followed by those from technical division at \$1,732 and those from health at \$1,642. Includes a systemwide table by program title of the number of graduates, number of responses, number employed, the percentage of jobs related to training, monthly salary range and median, and average hours per week. The survey instrument is appended. (KP)

 * Reproductions supplied by EDRS are the best that can be made *
 * from the original document. *

1992-93 GRADUATE FOLLOW-UP REPORT

"PERMISSION TO REPRODUCE THIS
MATERIAL HAS BEEN GRANTED BY
E. Chin

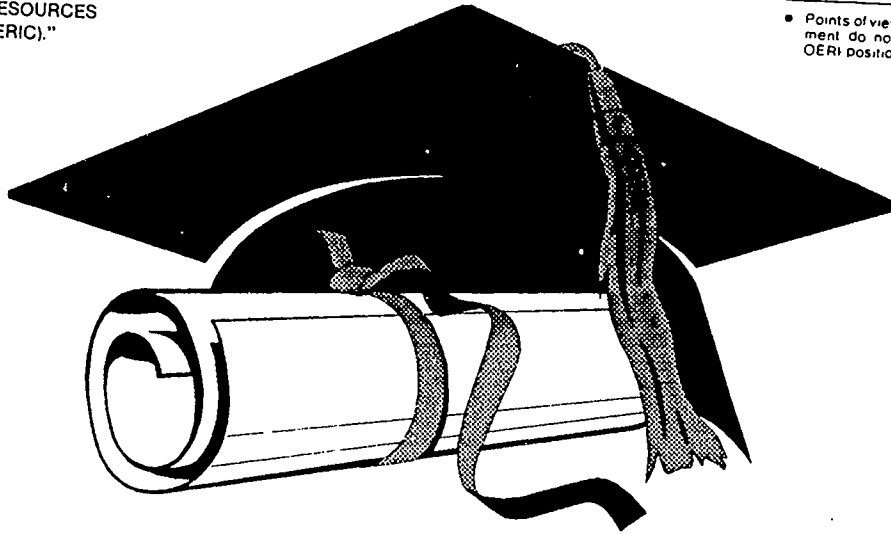
TO THE EDUCATIONAL RESOURCES
INFORMATION CENTER (ERIC)."

U.S. DEPARTMENT OF EDUCATION
Office of Educational Research and Improvement
EDUCATIONAL RESOURCES INFORMATION
CENTER (ERIC)

This document has been reproduced as
received from the person or organization
originating it.

Minor changes have been made to improve
reproduction quality.

Points of view or opinions stated in this docu-
ment do not necessarily represent official
OERI position or policy.



WISCONSIN TECHNICAL COLLEGE SYSTEM BOARD

Dwight A. York, State Director

BEST COPY AVAILABLE

940 358
ERIC
Full Text Provided by ERIC

1992-93 GRADUATE FOLLOW-UP REPORT

April 1994

Wisconsin Technical College System Board
310 Price Place
Madison, Wisconsin 53705
(608) 266-1207

Dwight A. York, State Director

TABLE OF CONTENTS

	<u>Page</u>
Overview	1
Introduction	1
Methodology	1
Demographic Data	2
Satisfaction with Training	3
Employment Status	4
Employment Location	5
Employment Related to Training by Instructional Division	6
Median Monthly Salaries for Each Instructional Division	8
Tables: Follow-Up Data for Each Program	9
Index to Data Tables	24
Appendix A - Survey Instrument	26

OVERVIEW

Introduction

The Graduate Follow-Up Survey is conducted annually to gather data regarding the activities and perceptions of students approximately six months after their graduation from Wisconsin's Technical Colleges.

The primary objectives of the survey are to identify the current activities of technical college program graduates, to determine the extent to which current activities are related to the graduates' educational programs, to provide information to be used as tools in career awareness and planning efforts for those making or assisting in career decisions, and to provide data to facilitate program planning, evaluation and development.

Methodology

The 16 districts in the Wisconsin Technical College System surveyed graduates of programs in their respective districts. The survey was conducted between October and December, 1993. A total of **15,835 graduates** were surveyed statewide with **13,298 responding**, resulting in a **response rate of 84 percent**. These responses were submitted to the Wisconsin Technical College System Board for compilation of this statewide report. A copy of the survey instrument is included as Appendix A. Basic concepts and measures used throughout the report are defined below.

The **labor force** includes all employed and unemployed individuals except those who are unemployed and not seeking employment. A person is considered **employed** if he or she worked for pay or profit at the time of the survey. Individuals in any of these groups may be employed full-time or part-time. Full-time employment is defined as 35 or more hours per week; part-time employment is less than 35 hours per week. A person is considered unemployed if he or she performed no work for pay or profit at the time of the survey but was looking for work.

Survey respondents who are employed classify their jobs as related or not related to the training they received. In the follow-up data tables beginning on page 9, respondents who indicate their job is related are counted in the **employed related** category. Thus, the employed related category is a subset of the employed category.

Monthly salary figures are reported for respondents who indicate they are employed full-time in jobs related to their training. The salary range is based on the lowest and the highest reported figures. The **median salary** is the mid-point of salaries reported with half of the salaries below and half above the mid-point.

DEMOGRAPHIC COMPOSITION OF 1992-93 GRADUATES

The following table shows the sex and ethnicity of all of the 15,835 1992-93 graduates by type of degree granted and by instructional division. There are 3,309 more females than males. Minorities represented 7.3 percent of all graduates, while 1.8 percent of the graduates did not report their ethnicity. (Please note N/R means Not Reported.)

	Male	Female	N/R	Total	Amer Indian	Asian Amer	Black	Hispanic	White	N/R
ASSOCIATE DEGREE	2,839	4,793	8	7,640	74	60	206	87	7,161	52
SHORT-TERM	1,512	2,740	46	4,298	61	34	233	61	3,750	159
1-YEAR VOC DIPLOMA	1,312	1,890	10	3,212	32	73	117	55	2,879	56
2-YEAR VOC DIPLOMA	516	41	0	557	6	22	3	3	511	12
COLLEGE PARALLEL	52	76	0	128	1	4	10	7	103	3
TOTALS	6,231	9,540	64	15,835	174	193	569	213	14,404	282
PERCENT OF TOTAL	39.4	60.2	0.4	100.0	1.1	1.2	3.6	1.3	91.0	1.8
AGRIBUSINESS	322	118	1	441	2	1	6	3	410	19
BUSINESS	468	2,575	2	3,045	27	36	95	34	2,829	24
MARKETING	404	647	0	1,051	11	2	36	20	974	8
GRAPHICS	156	140	5	301	1	6	9	4	275	6
HOME ECONOMICS	111	653	0	764	9	24	37	7	673	14
INDUSTRIAL	1,823	124	2	1,949	17	62	39	31	1,765	35
HEALTH	1,027	4,657	51	5,735	76	38	241	69	5,159	152
SERVICE	863	354	2	1,219	23	2	82	27	1,072	13
TECHNICAL & TV	1,000	196	1	1,197	7	18	14	10	1,140	8
GENERAL EDUCATION	57	76	0	133	1	4	10	8	107	3
TOTALS	6,231	9,540	64	15,835	174	193	569	213	14,404	282
PERCENT OF TOTAL	39.4	60.2	0.4	100.0	1.1	1.2	3.6	1.3	91.0	1.8

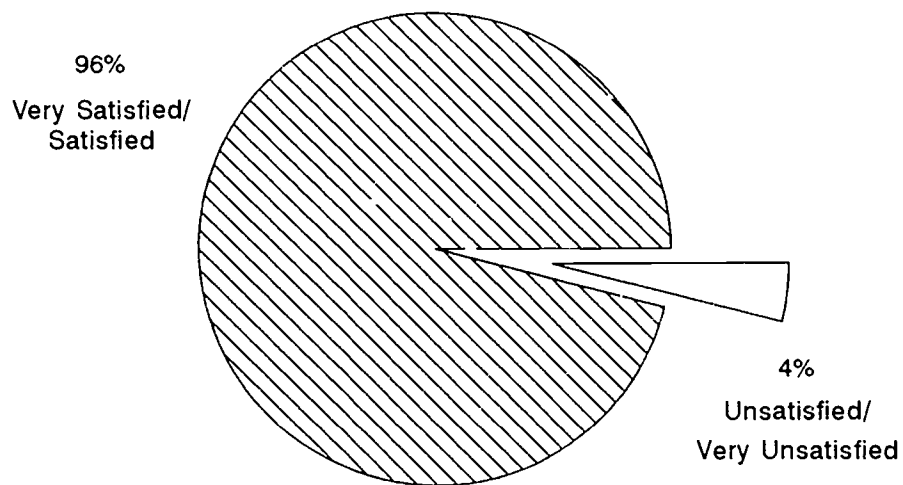
AGE GROUPS OF GRADUATES

The largest number of graduates (5,836) is in the 20-24 year age group, which represents 36.8 percent of the total.

	Number	Percent
15 and under	1	< 0.1%
16-19 Years	1,122	7.1%
20-24 Years	5,836	36.8%
25-29 Years	2,711	17.1%
30-34 Years	2,149	13.6%
35-44 Years	2,792	17.6%
45-54 Years	934	5.9%
55-64 Years	170	1.1%
65 +	13	0.1%
Not Reported	107	0.7%
TOTAL	15,835	100.0%

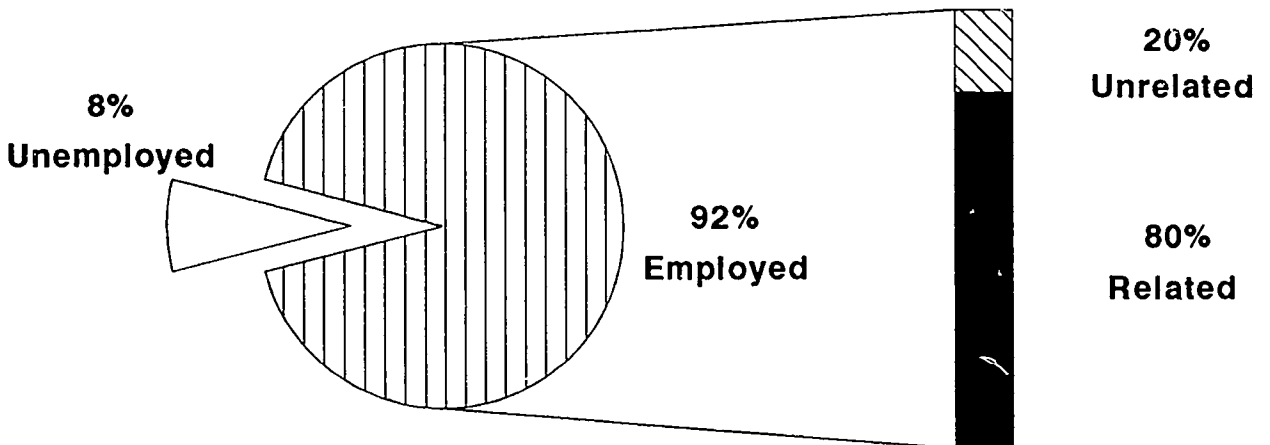
SATISFACTION WITH TRAINING

Graduates rated the training they received. Of the graduates responding, 96 percent indicated that they were satisfied or very satisfied with their training, and 4 percent stated that they were unsatisfied or very unsatisfied.



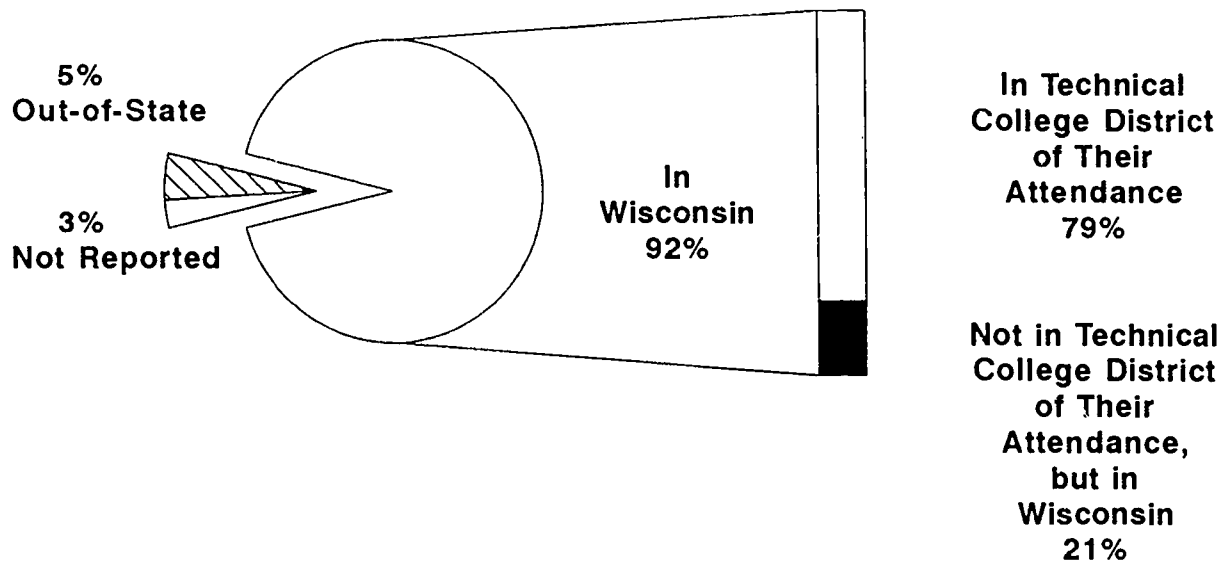
EMPLOYMENT STATUS

Of the respondents who are in the labor force, 92 percent are employed and 8 percent are unemployed. Within the group who are employed, 80 percent indicated that their jobs are related to the training received, and 20 percent reported that their jobs are not related to the training received.



EMPLOYMENT LOCATION

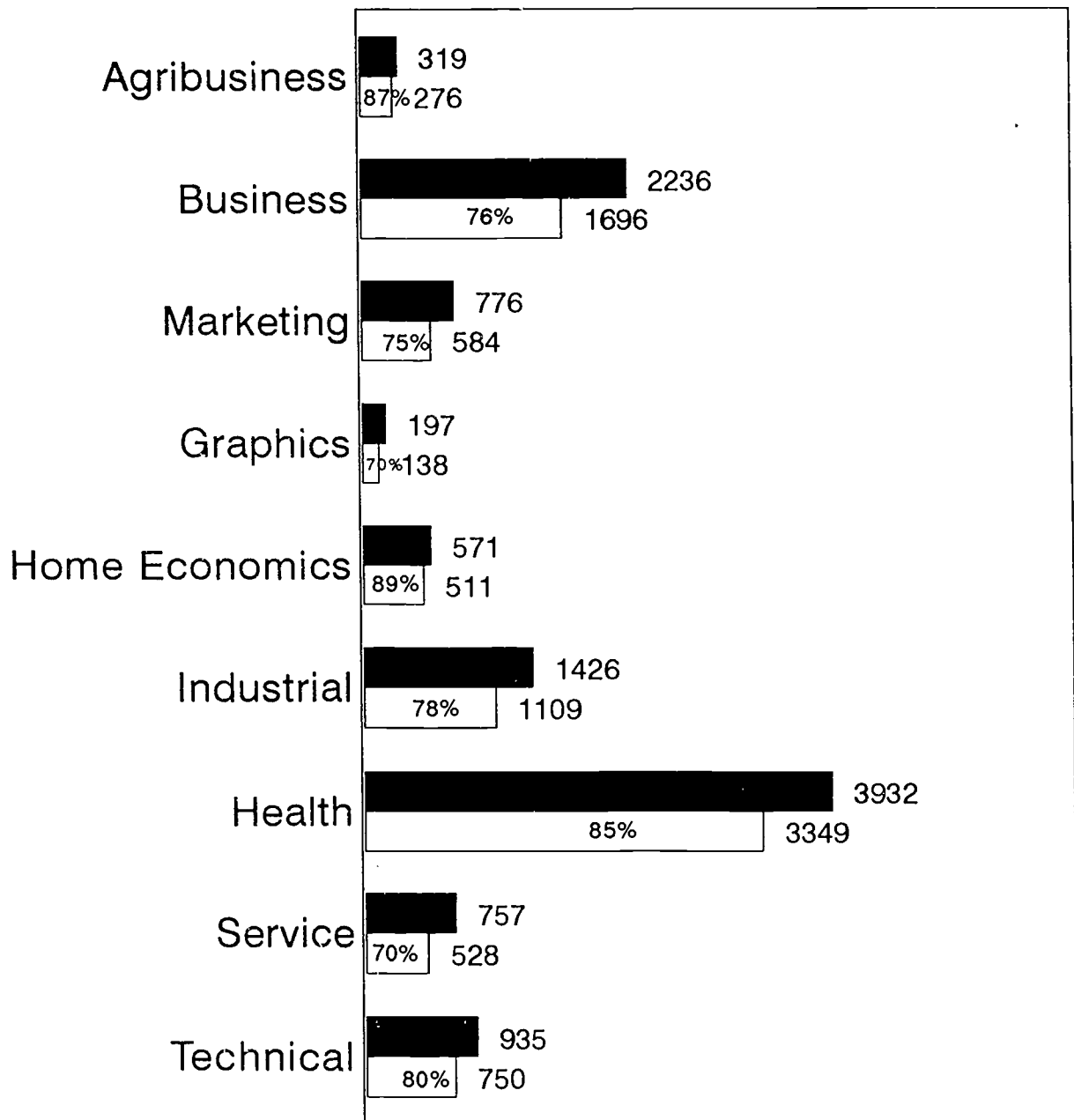
As indicated below, 92 percent of the graduates who responded to the survey are employed in Wisconsin, 5 percent are employed out-of-state, and 4 percent did not indicate where they are employed. Of those employed in Wisconsin, 79 percent are employed in the technical college district where they received their training, and 21 percent are employed in another district.



EMPLOYMENT RELATED TO TRAINING BY INSTRUCTIONAL DIVISION

As shown in the chart on the following page, the majority of graduates who responded to the survey obtained employment in occupations related to their training. Graduates of Home Economics and Agribusiness programs had the highest percent employed related rate of 89 percent and 87 percent respectively, but had the second and third lowest number of employed graduates, 571 and 319. Health program graduates had the next highest percent employed related rate of 85 percent, and had the highest number of employed graduates with 3,932. Technical program graduates ranked next with 80 percent of the 935 employed graduates obtaining employment in a related occupation. Industrial program graduates had an employed related rate of 78 percent with 1,426 graduates employed. Business program graduates had an employed related rate of 76 percent of the 2,236 graduates employed. The Marketing division had an employed related rate of 75 percent for its 776 employed marketing graduates. Graphics and Service program graduates had the lowest employed related rate (70 percent) of their employed graduates, 197 and 757 respectively.

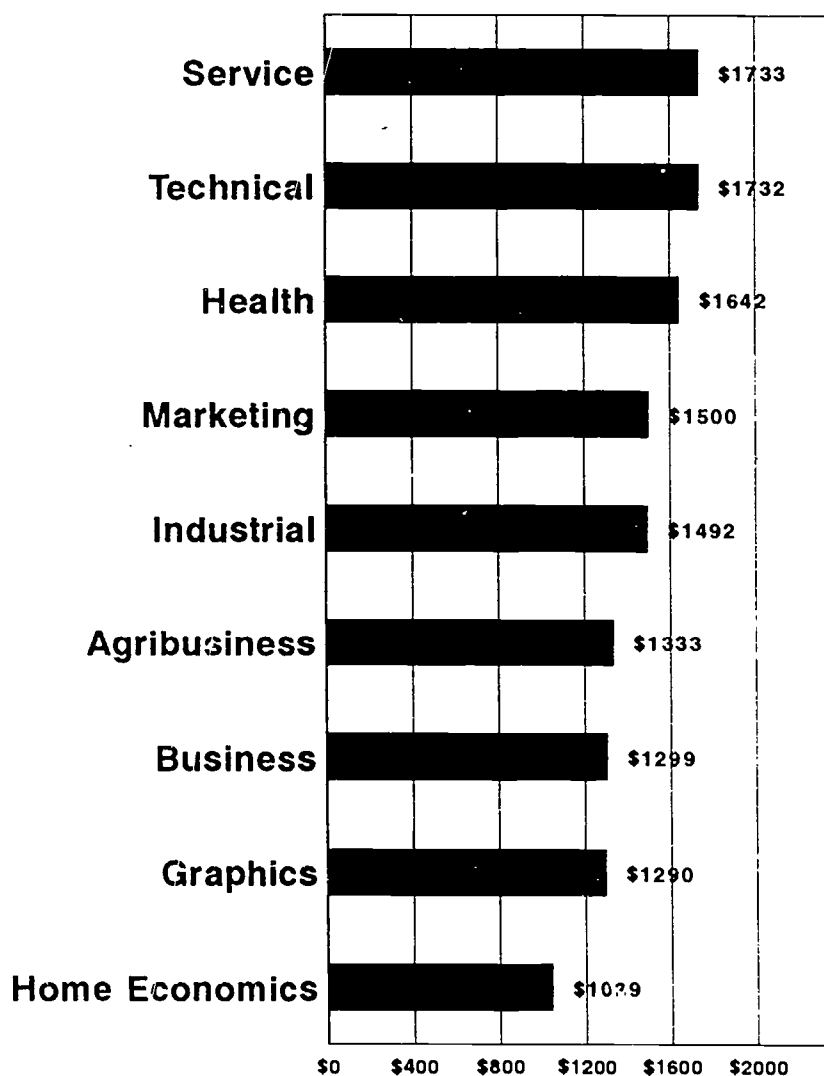
EMPLOYMENT RELATED TO TRAINING BY INSTRUCTIONAL DIVISION



Employed
 # Employed Related

MEDIAN MONTHLY SALARIES FOR INSTRUCTIONAL DIVISIONS

The chart below shows median monthly salaries in each instructional division. The median salary reflects the mid-point of all salaries reported for each instructional division. Salary figures are based only on those respondents who report being employed full-time in occupations related to their training. The median monthly salary for all 1992-93 technical college graduates is \$1,473.



For Those Employed Full-Time In
Occupations Related To Training

Dollars Per Month

1992-93 STATEWIDE GRADUATE FOLLOW-UP SURVEY

Note: An alphabetical index for these data tables by Program Title follows on pages 24-25.

PROGRAM NAME	PROGRAM NUMBER	NO. OF GRADS	RE-SPONSES	IN LABOR FORCE	EMPLOYED	EMPLOYED RELATED	UN-EMPLOYED	MONTHLY SALARY RANGE	SALARY MEDIA ¹	AVG HRS/WEEK
AGRIBUSINESS DIVISION										
<i>ASSOCIATE DEGREE</i>										
AGRI-BUSINESS/SCI TECHNOLOGY	10-006-2	18	18	15	13 (87%)	10 (77%)	2	\$ 779-1800	\$1239	44
AGRIBUSINESS & LIVESTOCK MGMT	10-091-2	1	1	1	1 (100%)	1 (100%)	--	--	--	60
AGRICULTURAL FACILITIES/EQUIP	10-003-2	7	7	7	6 (86%)	3 (50%)	1	1211-2000	1605	50
AGRISCIENCE TECHNICIAN	10-006-3	5	3	2	2 (100%)	2 (100%)	--	800-1473	1136	50
BIOTECHNOLOGY LABORATORY TECH	10-007-2	8	3	2	2 (100%)	2 (100%)	--	1559-1916	1737	42
EQUINE MANAGEMENT	10-091-5	6	6	4	3 (75%)	3 (100%)	1	--	--	--
FEED, FERTILIZER AND FARM SUPPLY	10-002-1	14	14	13	12 (92%)	9 (75%)	1	866-2000	1666	45
FOOD SCIENCE TECHNICIAN	10-065-1	14	13	11	6 (55%)	6 (100%)	5	1334-2079	1490	43
HORTICULTURE-MARKETING	10-001-2	4	2	2	2 (100%)	2 (100%)	--	--	--	40
HORTICULTURE-PRODUCTION	10-001-1	9	9	7	6 (86%)	5 (83%)	1	1039-1299	1234	40
LABORATORY ANIMAL TECHNICIAN	10-091-3	4	1	1	1 (100%)	1 (100%)	--	--	--	42
LANDSCAPE HORTICULTURE	10-001-4	21	19	19	18 (95%)	14 (78%)	1	1212-1913	1385	42
NATURAL RESOURCES TECHNICIAN	10-057-1	36	34	29	26 (90%)	14 (54%)	3	1170-2283	1562	42
VETERINARY TECHNICIAN	10-091-1	45	36	36	34 (94%)	33 (97%)	2	987-1473	1213	40
ASSOCIATE DEGREE		192	166	149	132 (89%)	105 (80%)	17	\$ 779-2283	\$1325	42
<i>SHORT-TERM VOCATIONAL DIPLOMA</i>										
BASIC HORTICULTURE	30-001-5	16	--	--	--	--	--	\$ --	\$ --	--
FARM BUSINESS & PRODUCTION MGMT	30-090-1	147	124	123	122 (99%)	117 (96%)	1	449-3750	1500	73
LANDSCAPE AND TURF SERVICES	30-001-3	3	3	3	3 (100%)	2 (67%)	--	1733-2166	1949	55
TAXIDERMY	30-095-1	6	4	4	4 (100%)	--	--	--	--	--
SHORT-TERM VOCATIONAL DIPLOMA		172	131	130	129 (99%)	119 (92%)	1	\$ 449-3750	\$1583	72

PROGRAM NAME	PROGRAM NUMBER	NO. OF GRADS	RE-SPONSES	IN LABOR FORCE	EMPLOYED	EMPLOYED RELATED	UN-EMPLOYED	MONTHLY SALARY RANGE	SALARY MEDIAN	AVG HRS/WEEK
ONE-YEAR VOCATIONAL DIPLOMA										
AG DIESEL POWER MECHANIC	31-070-1	10	10	10	10 (100%)	9 (90%)	--	\$1169-1971	\$1462	49
AGRICULTURE EQUIPMENT MECHANIC	31-070-3	5	--	--	--	--	--	--	--	--
DAIRY HERD MANAGEMENT	31-091-1	20	15	14	13 (93%)	12 (92%)	1	400-2000	1250	53
FARM OPERATION	31-080-4	8	8	8	8 (100%)	7 (88%)	--	499-1516	1300	66
MEAT PROC AND MERCHANDISING	31-008-1	8	6	6	6 (100%)	5 (83%)	--	909-1429	1307	41
ONE-YEAR VOCATIONAL DIPLOMA		51	39	38	37 (97%)	33 (89%)	1	\$ 400-2000	\$1316	53
TWO-YEAR VOCATIONAL DIPLOMA										
AGRICULTURAL POWER & EQUIP TECH	32-070-1	26	21	21	21 (100%)	19 (90%)	--	\$ 300-1949	\$1272	50
TWO-YEAR VOCATIONAL DIPLOMA		26	21	21	21 (100%)	19 (90%)	--	\$ 300-1949	\$1272	50
AGRIBUSINESS DIVISION TOTAL		441	357	338	319 (94%)	276 (87%)	19	\$ 300-3750	\$1333	53

BUSINESS EDUCATION DIVISION

ASSOCIATE DEGREE

ACCOUNTING	10-101-1	796	722	672	616 (92%)	475 (77%)	56	\$ 761-3249	\$1339	40
ADMIN ASST - INFO PROCESSING	10-106-7	147	135	132	121 (92%)	110 (91%)	11	866-2167	1250	40
ADMIN ASST - SECRETARIAL	10-106-2	210	188	177	165 (93%)	142 (86%)	12	736-2916	1213	40
ADMINISTRATIVE ASSISTANT	10-106-6	71	65	61	57 (93%)	47 (82%)	4	996-2250	1312	39
AVIATION MID-MANAGEMENT	10-102-1	3	3	3	3 (100%)	--	--	--	--	--
BANKING & FINANCIAL SERVICES	10-102-6	14	13	12	12 (100%)	7 (58%)	--	863-2708	1618	39
BUSINESS ADMINISTRATION PERSONEL	10-102-7	39	39	33	29 (88%)	10 (34%)	4	667-2086	1213	41
BUSINESS MID-MANAGEMENT	10-102-3	149	121	108	98 (91%)	66 (67%)	10	866-3500	1733	42
CIS - MICROCOMPUTER SPECIALIST	10-107-3	71	63	59	49 (83%)	38 (78%)	10	1183-3117	2067	41
CIS - OPERATIONS	10-107-2	12	10	10	8 (80%)	8 (100%)	2	1364-1906	1762	38
CIS - PROGRAMMER/ANALYST	10-107-1	329	299	283	253 (89%)	177 (70%)	30	762-3849	1893	41

PROGRAM NAME	PROGRAM NUMBER	NO. OF GRADS	RE-SPONSSES	IN LABOR FORCE	EMPLOYED	EMPLOYED RELATED	UN-EMPLOYED	MONTHLY SALARY		AVG HRS/ WEEK
								RANGE	MEDIAN	
CIS-TECHNICAL SUPPORT SPECIALIST	10-107-6	8	8	7	6 (86%)	5 (83%)	1	1256-3083	1500	40
COURT AND CONFERENCE REPORTING	10-106-1	34	22	21	18 (86%)	13 (72%)	3	866-3000	1499	42
COURT REPORTING SCOPIST	10-106-5	2	2	2	2 (100%)	1 (50%)	--	--	--	--
FINANCE	10-102-2	63	47	45	38 (84%)	28 (74%)	7	808-2245	1126	41
FINANCIAL PLANNING ASSOCIATE	10-114-1	4	4	3	2 (67%)	2 (100%)	1	--	--	43
LEGAL SECRETARY	10-106-3	85	75	71	68 (96%)	55 (81%)	3	400-2483	1213	39
MEDICAL OFFICE MID-MANAGEMENT	10-102-5	24	22	20	18 (90%)	17 (94%)	2	1097-1430	1257	40
MEDICAL SECRETARY	10-106-4	56	53	52	49 (94%)	46 (94%)	3	800-1787	1234	40
PARALEGAL	10-110-1	110	96	83	66 (80%)	38 (58%)	17	987-2750	1350	40
RECORDS AND INFO MANAGEMENT TECH	10-176-1	16	15	15	15 (100%)	14 (93%)	--	1039-1987	1175	39

ASSOCIATE DEGREE		2243	2002	1869	1693 (91%)	1299 (77%)	176	\$ 400-3849	\$1364	40
------------------	--	------	------	------	-------------	-------------	-----	-------------	--------	----

SHORT-TERM VOCATIONAL DIPLOMA

DATA ENTRY	30-107-2	11	10	8	8 (100%)	4 (50%)	--	\$1393-1701	\$1568	40
SMALL BUSINESS TRAINING	30-102-1	7	4	3	3 (100%)	1 (33%)	--	--	--	40

SHORT-TERM VOCATIONAL DIPLOMA		18	14	11	11 (100%)	5 (45%)	--	\$1393-1701	\$1617	40
-------------------------------	--	----	----	----	-----------	----------	----	-------------	--------	----

ONE-YEAR VOCATIONAL DIPLOMA

ACCOUNTING ASSISTANT	31-101-1	195	179	161	128 (80%)	82 (64%)	33	\$ 736-1559	\$1040	39
COMPUTER OPERATOR	31-107-6	17	16	15	14 (93%)	9 (64%)	1	1127-1777	1167	40
DATA ENTRY OPERATIONS	31-107-4	48	38	32	29 (91%)	23 (79%)	3	850-1407	1115	40
DATA PROCESSING MACH OPERATION	31-107-1	8	6	6	6 (100%)	2 (33%)	--	1273-1776	1524	40
FINANCIAL SERVICES ASSISTANT	31-102-1	10	9	9	8 (89%)	7 (88%)	1	779- 841	810	39
INFORMATION PROCESSNG SPECIALIST	31-106-8	132	114	100	81 (81%)	62 (77%)	19	832-1641	1056	39
LEGAL TRANSCRIPTIONIST	31-106-4	10	8	8	8 (100%)	8 (100%)	--	1075-1633	1307	38
MEDICAL OFFICE SPECIALIST	31-106-2	41	36	35	31 (89%)	26 (84%)	4	823-1386	1169	39
MEDICAL TRANSCRIPTION	31-106-7	59	58	53	48 (91%)	44 (92%)	5	1126-1630	1360	39
OFFICE ASSISTANT	31-106-1	239	207	193	160 (83%)	119 (74%)	33	736-2253	1091	40

PROGRAM NAME	PROGRAM NUMBER	NO. OF GRADS	RE-SPONSES	IN LABOR FORCE	EMPLOYED	EMPLOYED RELATED	UN-EMPLOYED	MONTHLY SALARY		AVG HRS/WEEK
								RANGE	MEDIAN	
OFFICE COMPUTER SPECIALIST	31-107-3	25	24	21	19 (90%)	10 (53%)	2	883-1750	1304	39
ONE-YEAR VOCATIONAL DIPLOMA		784	695	633	532 (84%)	392 (74%)	101	\$ 736-2253	\$1126	39
BUSINESS EDUCATION DIVISION TOTAL		3045	2711	2513	2236 (89%)	1696 (76%)	277	\$ 400-3849	\$1299	40

MARKETING EDUCATION DIVISION

ASSOCIATE DEGREE

BUSINESS ADMINISTRATION CREDIT	10-104-1	14	14	13	12 (92%)	9 (75%)	1	\$ 933-1517	\$1308	39
FOOD MARKETING	10-104-5	3	3	3	3 (100%)	3 (100%)	--	1039-1039	1039	41
HOSPITALITY MANAGEMENT	10-109-2	49	38	35	34 (97%)	27 (79%)	1	779-2500	1256	45
HOTEL-MOTEL MANAGEMENT	10-109-1	18	17	14	14 (100%)	13 (93%)	--	960-2333	1577	43
INSURANCE SERVICE ASSOCIATE	10-104-2	29	21	20	18 (90%)	13 (72%)	2	800-1906	1299	42
INTERNATIONAL TRADE ASSOCIATE	10-111-4	6	5	5	5 (100%)	2 (40%)	--	--	--	40
MARKETING	10-104-3	371	331	294	271 (92%)	202 (75%)	23	758-4000	1290	42
MARKETING--BUSINESS-TO-BUSINESS	10-104-6	14	10	8	8 (100%)	5 (63%)	--	1299-2500	1916	48
MARKETING-COMMUNICATIONS	10-111-1	43	43	40	33 (83%)	22 (67%)	7	909-2500	1257	42
MARKETING-FASHION MERCHANDISING	10-104-4	59	51	45	42 (93%)	35 (83%)	3	841-2500	1153	41
MARKETING-RETAILING	10-104-7	25	24	20	20 (100%)	14 (70%)	--	866-1650	1011	41
MATERIALS MANAGEMENT	10-194-2	49	46	45	41 (91%)	35 (85%)	4	1160-2869	2002	41
PROPERTY ASSESSMENT	10-195-1	13	13	13	12 (92%)	9 (75%)	1	1213-4166	2416	46
REAL ESTATE	10-194-1	21	14	14	13 (93%)	7 (54%)	1	1374-3500	2187	41
RECREATION RESOURCE ASSOCIATE	10-109-4	7	5	5	5 (100%)	5 (100%)	--	801-1473	1058	39
SMALL BUSINESS MANAGEMENT	10-111-5	20	20	14	13 (93%)	10 (77%)	1	--	--	--
SUPERVISORY MANAGEMENT	10-196-1	213	197	185	181 (98%)	149 (82%)	4	800-4822	2417	43
TOURISM RECREATION ASSOCIATE	10-109-5	9	7	7	7 (100%)	3 (43%)	--	1083-1213	1148	40
TRANSPORTATION LOGISTICS	10-104-9	12	12	12	9 (75%)	6 (67%)	3	1537-1842	1689	45
ASSOCIATE DEGREE		975	871	792	741 (94%)	569 (77%)	51	\$ 758-4822	\$1500	42

PROGRAM NAME	PROGRAM NUMBER	NO. OF GRADS	RE-SPONSES	IN LABOR FORCE	EMPLOYED	EMPLOYED RELATED	UN-EMPLOYED	MONTHLY SALARY RANGE	SALARY MEDIAN	AVG HRS/WEEK
<i>SHORT-TERM VOCATIONAL DIPLOMA</i>										
TELEMARKETING REPRESENTATIVE	30-104-4	8	8	--	--	--	--	\$ --	\$ --	--
TRAVEL AGENT	30-109-2	51	34	33	29 (88%)	10 (34%)	4	866-1109	1083	39
SHORT-TERM VOCATIONAL DIPLOMA		59	42	33	29 (88%)	10 (34%)	4	\$ 866-1109	\$1083	39
<i>ONE-YEAR VOCATIONAL DIPLOMA</i>										
RETAIL SALES	31-104-3	4	2	--	--	--	--	\$ --	\$ --	--
SMALL BUSINESS OPERATION	31-104-1	13	6	6	6 (100%)	5 (83%)	--	--	--	40
ONE-YEAR VOCATIONAL DIPLOMA		17	8	6	6 (100%)	5 (83%)	--	\$ --	\$ --	40
MARKETING EDUCATION DIVISION TOTAL		1051	921	831	776 (93%)	584 (75%)	55	\$ 758-4822	\$1500	42

GRAPHICS AND APPLIED ARTS DIVISION

ASSOCIATE DEGREE

COMMERCIAL ART	10-201-1	121	96	84	70 (83%)	47 (67%)	14	\$ 758-2083	\$1271	40
PHOTOGRAPHY	10-203-1	32	23	21	19 (90%)	11 (58%)	2	866-1750	1408	42
PRINTING & PUBLISHING-OPERATIONS	10-204-2	21	20	20	20 (100%)	19 (95%)	--	1125-1890	1300	40
PRINTING AND PUBLISHING	10-204-1	29	29	27	25 (93%)	20 (80%)	2	925-1950	1244	41
VISUAL COMM/COMPUTER GRAPHICS	10-206-3	6	5	5	3 (60%)	1 (33%)	2	--	--	40
VISUAL COMMUNICATION	10-206-1	17	12	11	8 (73%)	2 (25%)	3	1039-1520	1279	40
ASSOCIATE DEGREE		226	185	168	145 (86%)	100 (69%)	23	\$ 758-2083	\$1299	40

SHORT-TERM VOCATIONAL DIPLOMA

INDUSTRIAL SCREEN PRINTING	30-204-4	10	10	10	10 (100%)	6 (60%)	--	\$1213-1776	\$1376	40
SHORT-TERM VOCATIONAL DIPLOMA		10	10	10	10 (100%)	6 (60%)	--	\$1213-1776	\$1376	40

PROGRAM NAME	PROGRAM NUMBER	NO. OF GRADS	RE-SPONSES	IN LABOR FORCE	EMPLOYED	EMPLOYED RELATED	UN-EMPLOYED	MONTHLY SALARY RANGE	SALARY MEDIAN	AVG HRS/WEEK
<i>ONE-YEAR VOCATIONAL DIPLOMA</i>										
FLEXOGRAPHIC PRINTING	31-204-6	7	7	7	5 (71%)	5 (100%)	2	\$1243-2120	\$1706	40
LITHO STRIPPER	31-204-8	12	12	11	10 (91%)	5 (50%)	1	1126-2079	1213	48
PRINTING	31-204-1	36	27	22	21 (95%)	17 (81%)	1	935-1629	1170	41
ONE-YEAR VOCATIONAL DIPLOMA		55	46	40	36 (90%)	27 (75%)	4	\$ 935-2120	\$1213	42
<i>TWO-YEAR VOCATIONAL DIPLOMA</i>										
PRINTING	32-204-1	10	9	7	6 (86%)	5 (83%)	1	\$1175-1299	\$1209	39
TWO-YEAR VOCATIONAL DIPLOMA		10	9	7	6 (86%)	5 (83%)	1	\$1175-1299	\$1209	39
GRAPHICS AND APPLIED ARTS DIVISION TOTAL		301	250	225	197 (88%)	138 (70%)	28	\$ 758-2120	\$1290	41

HOME ECONOMICS DIVISION

ASSOCIATE DEGREE

CHILD CARE AND DEVELOPMENT	10-307-1	101	88	83	81 (98%)	78 (96%)	2	\$ 758-1559	\$1086	40
CHILD CARE ASSOCIATE	10-307-2	8	8	7	7 (100%)	7 (100%)	--	866-1299	1039	41
CLOTHING DESIGN & SALES	10-301-1	2	1	1	1 (100%)	1 (100%)	--	--	--	40
CULINARY ARTS	10-511-1	81	68	57	52 (91%)	47 (90%)	5	757-2773	1216	40
DIETETIC TECHNICIAN	10-303-1	18	18	18	16 (89%)	16 (100%)	2	974-1667	1472	40
ENVIRONMENTAL SERVICES MGMT	10-309-1	4	4	4	4 (100%)	3 (75%)	--	1200-2000	1600	40
FOOD & HOSPITALITY MGMT TECH	10-303-5	8	7	7	7 (100%)	7 (100%)	--	762-1949	1497	50
FOOD SERVICE MANAGEMENT	10-518-1	21	21	18	18 (100%)	16 (89%)	--	815-1928	1161	44
INTERIOR DESIGN	10-304-1	105	94	90	83 (92%)	64 (77%)	7	719-2499	1206	41
ASSOCIATE DEGREE		348	309	285	269 (94%)	239 (89%)	16	\$ 719-2773	\$1199	41

PROGRAM NAME	PROGRAM NUMBER	NO. OF GRADS	RE-SPONSES	IN LABOR FORCE	EMPLOYED	EMPLOYED RELATED	UN-EMPLOYED	MONTHLY SALARY RANGE	SALARY MEDIAN	AVG HRS/WEEK
<i>SHORT-TERM VOCATIONAL DIPLOMA</i>										
CHILD DAY CARE	30-307-1	30	30	28	28 (100%)	25 (89%)	--	\$ 705-1130	\$ 867	43
DIETARY MANAGER	30-303-9	9	9	9	9 (100%)	9 (100%)	--	1048-1646	1498	43
FOOD SERVICE AIDE	30-303-5	4	--	--	--	--	--	--	--	--
SHORT-TERM VOCATIONAL DIPLOMA		43	39	37	37 (100%)	34 (92%)	--	\$ 705-1646	\$ 910	43
<i>ONE-YEAR VOCATIONAL DIPLOMA</i>										
ALTERATIONIST	31-301-3	23	22	5	4 (80%)	4 (100%)	1	\$ 866- 866	\$ 866	40
BAKING PRODUCTION	31-303-6	7	7	7	6 (86%)	6 (100%)	1	996-1039	1017	40
BARBER/COSMETOLOGIST	31-502-1	144	123	113	111 (98%)	94 (85%)	2	644-1733	866	39
CHILD CARE SERVICES	31-307-1	119	111	98	93 (95%)	86 (92%)	5	216-1871	905	41
FOOD PRODUCTION SPECIALIST	31-303-1	6	6	5	3 (60%)	3 (100%)	2	--	--	37
FOOD SERVICE PRODUCTION	31-303-2	39	36	26	25 (96%)	24 (96%)	1	705-1884	1069	39
INFANT AND CHILD SPECIALIST	31-307-2	1	1	1	1 (100%)	--	--	--	--	--
INTERIOR DESIGN ASSISTANT	31-304-2	15	14	10	10 (100%)	10 (100%)	--	1083-3033	1381	40
RESTAURANT COOKERY	31-303-5	2	2	--	--	--	--	--	--	--
ONE-YEAR VOCATIONAL DIPLOMA		356	322	265	253 (95%)	227 (90%)	12	\$ 216-3033	\$ 909	40
<i>TWO-YEAR VOCATIONAL DIPLOMA</i>										
RESTAURANT & INSTIT. FOOD PREP.	32-303-1	3	3	3	3 (100%)	2 (67%)	--	\$ --	\$ --	40
TAILOR	32-301-1	14	13	12	9 (75%)	9 (100%)	3	866-1265	1030	39
TWO-YEAR VOCATIONAL DIPLOMA		17	16	15	12 (80%)	11 (92%)	3	\$ 866-1265	\$1126	39
HOME ECONOMICS DIVISION TOTAL		764	686	602	571 (95%)	511 (89%)	31	\$ 216-3033	\$1039	40

PROGRAM NAME	PROGRAM NUMBER	NO. OF GRADS	RE-SPONSES	IN LABOR FORCE	EMPLOYED	EMPLOYED RELATED	UN-EMPLOYED	MONTHLY SALARY RANGE	SALARY MEDIAN	AVG HRS/ WEEK
INDUSTRIAL DIVISION										
<i>ASSOCIATE DEGREE</i>										
AERONAUTICS-PILOT TRAINING	10-402-1	12	6	5	3 (60%)	3 (100%)	2	\$ --	\$ --	52
FACILITY SYSTEMS TECHNICIAN	10-443-1	9	8	8	5 (63%)	4 (80%)	3	1750-2427	1922	42
INDUSTRIAL SUPERVISION TECH	10-455-2	1	1	1	--	--	1	--	--	--
ASSOCIATE DEGREE		22	15	14	8 (57%)	7 (88%)	6	\$1153-2427	\$1836	46
<i>SHORT-TERM VOCATIONAL DIPLOMA</i>										
AIR COND REF & HEATING	30-401-1	41	39	37	34 (92%)	21 (62%)	3	\$ 974-3030	\$2079	42
AUTOMOTIVE DETAILING	30-404-5	5	5	4	4 (100%)	4 (100%)	--	866-1559	1117	46
FLUID POWER MAINTENANCE	30-419-1	1	--	--	--	--	--	--	--	--
NUMERICAL CONTROL MACH OPERATOR	30-444-1	11	8	8	6 (75%)	2 (33%)	2	2000-2587	2293	40
POWER ENGR. & BOILER OPERATOR	30-428-1	9	9	8	7 (88%)	5 (71%)	1	1560-2496	2028	42
PRODUCTION WELDING	30-442-1	1	1	--	--	--	--	--	--	--
TRUCK DRIVING	30-458-1	126	119	116	105 (91%)	96 (91%)	11	1100-3275	1744	53
WELDING, MAINT. & FABRICATION	30-442-2	29	24	21	17 (81%)	11 (65%)	4	1126-2426	1559	40
SHORT-TERM VOCATIONAL DIPLOMA		223	205	194	173 (89%)	139 (80%)	21	\$ 866-3275	\$1720	49
<i>ONE-YEAR VOCATIONAL DIPLOMA</i>										
AIRFRAME MECHANIC	31-402-2	8	7	7	7 (100%)	4 (57%)	--	\$ --	\$ --	43
APPLIANCE SERVICING	31-445-1	29	26	22	21 (95%)	15 (71%)	1	823-2274	1386	42
AUTO BODY & PAINT TECHNICIAN	31-405-1	129	102	92	87 (95%)	58 (67%)	5	909-3033	1250	42
AUTOMATIC SCREW MACHINE	31-420-2	3	3	3	3 (100%)	3 (100%)	--	1386-1733	1559	42
AUTOMOTIVE MAINTENANCE TECHNICIA	31-404-3	81	72	57	55 (96%)	42 (76%)	2	758-2166	1267	42
BUILDING SERVICES	31-443-4	19	--	--	--	--	--	--	--	--
CABINETMAKING AND MILLWORK	31-409-1	20	17	17	16 (94%)	12 (75%)	1	1126-1624	1364	44
CARPENTRY	31-410-1	31	27	25	24 (96%)	21 (88%)	1	866-3654	1583	43

PROGRAM NAME	PROGRAM NUMBER	NO. OF GRADS	RE-SPONSES	IN LABOR FORCE	EMPLOYED	EMPLOYED RELATED	UN-EMPLOYED	MONTHLY SALARY RANGE	SALARY MEDIAN	AVG HRS/WEEK
COMPU NUM CONT MACH OP/PROGRAMMR	31-444-1	4	2	2	2 (100%)	2 (100%)	--	--	--	42
DIESEL & POWER TRAIN SERVICING	31-412-3	15	14	11	9 (82%)	9 (100%)	2	1464-2513	1896	40
DIESEL EQUIPMENT MECHANIC	31-412-1	16	15	15	13 (87%)	11 (85%)	2	1213-2004	1576	44
DRAFTING MARINE	31-448-2	9	9	7	4 (57%)	1 (25%)	3	--	--	40
DRAFTING-ARCHITECTURAL	31-403-1	4	3	2	2 (100%)	--	--	--	--	--
DRAFTING-MECHANICAL	31-421-1	6	5	2	2 (100%)	1 (50%)	--	--	--	40
ELECTRICAL POWER DISTRIBUTION	31-413-2	72	67	66	64 (97%)	51 (80%)	2	1039-3311	2253	41
ELECTRICITY	31-413-1	33	31	31	28 (90%)	23 (82%)	3	953-1793	1298	41
ELECTRONIC SERVICING	31-414-1	11	7	7	6 (86%)	1 (17%)	1	--	--	45
FABRICATION WELDING	31-442-2	2	2	2	1 (50%)	1 (100%)	1	--	--	40
FACILITY MAINTENANCE SERVICE	31-443-1	11	7	5	3 (60%)	2 (67%)	2	--	--	40
FLUID POWER MAINTENANCE	31-419-1	17	17	16	14 (88%)	11 (79%)	2	1300-2600	1866	44
INDUSTRIAL MECHANIC	31-462-2	15	14	12	10 (83%)	6 (60%)	2	1300-2916	2151	41
JEWELRY REPAIR & FABRICATION	31-441-1	15	15	13	13 (100%)	11 (85%)	--	910-1365	1045	39
MACHINE MAINTENANCE	31-423-1	6	4	4	4 (100%)	2 (50%)	--	1213-1547	1380	40
MACHINE REPAIR	31-460-3	13	13	12	12 (100%)	11 (92%)	--	1906-3303	2026	44
MACHINE TOOL OPERATION	31-420-1	104	87	75	72 (96%)	59 (82%)	3	866-2599	1560	43
MARINE & OUTDOOR POWER PROD TECH	31-461-1	23	21	19	16 (84%)	6 (38%)	3	953-1299	1212	44
MATERIAL HANDLING EQUIP MECHANIC	31-472-1	3	3	3	2 (67%)	2 (100%)	1	--	--	40
MECHANICAL & COMPUTER DRAFTING	31-421-2	47	43	33	26 (79%)	11 (42%)	7	1533-2438	1624	40
METAL FABRICATION	31-457-1	12	12	9	9 (100%)	4 (44%)	--	1387-2167	2148	40
MOTORCYCLE, MAR & OUTDR POW PROD	31-461-2	26	19	14	13 (93%)	9 (69%)	1	736-1599	1450	40
NATURAL & PROP GAS DISTRIB/SVC	31-469-2	17	17	17	16 (94%)	13 (81%)	1	1560-2970	2277	42
OFFICE EQUIPMENT REPAIR	31-450-2	11	8	7	7 (100%)	3 (43%)	--	1039-1332	1185	40
OFFICE MACHINE REPAIR	31-450-1	10	10	10	10 (100%)	6 (60%)	--	1117-2478	1243	41
PARTS & INVENTORY CONTROL SPEC	31-404-9	22	20	17	15 (88%)	13 (87%)	2	867-1634	1170	42
POWER PLANT MECHANIC	31-402-3	8	8	7	6 (86%)	2 (33%)	1	2339-2391	2365	45
PREC INSP & NONDESTRUCT EXAM	31-470-1	19	16	16	15 (94%)	13 (87%)	1	1343-2166	1588	43
REFRIGERATION SERVICING	31-401-1	57	51	42	41 (98%)	30 (73%)	1	779-2651	1507	43
TELEPHONE SERVICE REPAIR	31-451-1	13	13	13	10 (77%)	10 (100%)	3	1386-2079	1487	45
TRUCK MECHANIC	31-412-5	3	1	1	1 (100%)	--	--	--	--	--
UPHOLSTERY	31-440-1	8	5	5	5 (100%)	3 (60%)	--	--	--	40

PROGRAM NAME	PROGRAM NUMBER	NO. OF GRADS	RE-SPONSSES	IN LABOR FORCE	EMPLOYED	EMPLOYED RELATED	UN-EMPLOYED	MONTHLY SALARY RANGE	SALARY MEDIAN	AVG HRS/ WEEK
WELDING	31-442-1	162	133	127	119 (94%)	98 (82%)	8	975-3249	1559	42
WOOD TECHNICIS	31-410-2	86	81	75	68 (91%)	56 (82%)	7	779-2437	1332	43
ONE-YEAR VOCATIONAL DIPLOMA		1200	1027	920	851 (93%)	636 (75%)	69	\$ 736-3654	\$1485	42

TWO-YEAR VOCATIONAL DIPLOMA

ADVANCED AUTO BODY & PAINT TECHN	32-404-1	15	15	14	13 (93%)	8 (62%)	1	\$ 700-1247	\$1119	42
AIRFRAME & POWERPLANT MECHANICS	32-402-1	49	28	26	20 (77%)	7 (35%)	6	866-3466	1559	43
AUTOMATED PACKAGING SYSTEMS TECH	32-454-1	9	4	4	4 (100%)	3 (75%)	--	2305-2416	2360	45
AUTOMOTIVE TECHNICIAN	32-404-2	133	127	121	117 (97%)	105 (90%)	4	736-2383	1267	44
CABLE TELEVISION SYSTEM SERVICE	32-414-3	8	8	8	8 (100%)	8 (100%)	--	1335-2004	1547	43
DIESEL & HEAVY EQUIPMENT TECH	32-412-1	39	31	31	30 (97%)	28 (93%)	1	866-2827	1386	46
ELECTRONIC SERVCING	32-414-1	36	35	32	30 (94%)	20 (67%)	2	866-1907	1247	40
ELECTRONICS-AIRCRAFT	32-414-2	5	3	3	3 (100%)	--	--	--	--	--
ENGINE MACHINING TECHNICIAN	32-404-3	7	5	5	4 (80%)	1 (25%)	1	--	--	60
INDUSTRIAL MAINTENANCE	32-462-1	9	5	5	5 (100%)	5 (100%)	--	1235-2738	1949	43
MACHINE TOOL OPERATION	32-420-1	48	46	44	40 (91%)	31 (78%)	4	1167-2917	1777	43
MACHINE TOOLING TECHNICIS	32-420-5	112	94	93	90 (97%)	82 (91%)	3	1039-2670	1668	44
MARINE REPAIR TECHNICIAN	32-461-1	10	10	10	8 (80%)	8 (100%)	2	1152-1754	1386	41
TOOL AND DIE MAKING	32-439-1	12	11	11	11 (100%)	10 (91%)	--	1624-2588	2193	51
WOOD TECHNICIS	32-410-2	12	12	11	11 (100%)	11 (100%)	--	1039-1733	1445	42
TWO-YEAR VOCATIONAL DIPLOMA		504	434	418	394 (94%)	327 (83%)	24	\$ 700-3466	\$1429	44

INDUSTRIAL DIVISION TOTAL		1949	1681	1546	1426 (92%)	1109 (78%)	120	\$ 700-3654	\$1492	43
----------------------------------	--	-------------	-------------	-------------	--------------------	--------------------	------------	--------------------	---------------	-----------

HEALTH OCCUPATIONS DIVISION

ASSOCIATE DEGREE

DENTAL HYGIENIST	10-508-1	102	85	83	83 (100%)	81 (98%)	--	\$1169-3429	\$2859	38
DENTAL LABORATORY	10-507-1	10	8	8	8 (100%)	7 (88%)	--	1000-1385	1192	39

PROGRAM NAME	PROGRAM NUMBER	NO. OF GRADS	RE-SPONSES	IN LABOR FORCE	EMPLOYED	EMPLOYED RELATED	UN-EMPLOYED	MONTHLY SALARY		AVG HRS/WEEK
								RANGE	MEDIAN	
DIAGNOSTIC MEDICAL SONOGRAPHY	10-526-2	14	12	12	12 (100%)	12 (100%)	--	1819-3166	2651	40
EDUCATIONAL INTERPRETER TECH	10-533-1	18	15	15	15 (100%)	11 (73%)	--	1499-1703	1575	38
ELECTRONEURODIAGNOSTIC TECH	10-525-1	10	9	9	9 (100%)	9 (100%)	--	1299-2328	1989	41
HEALTH INFORMATION TECHNOLOGY	10-530-1	43	42	42	38 (90%)	36 (95%)	4	1039-1991	1556	40
INTERPRETER TECHNICIAN	10-533-2	7	7	6	5 (83%)	4 (80%)	1	1013-1515	1299	37
MEDICAL LABORATORY TECHNICIAN	10-513-1	42	39	39	39 (100%)	38 (97%)	--	1213-2466	1805	39
NURSING - ASSOCIATE DEGREE	10-510-1	1028	941	927	908 (98%)	891 (98%)	19	799-4000	2333	39
OCCUPATIONAL THERAPY TECHNICIAN	10-514-1	70	64	63	60 (95%)	56 (93%)	3	1175-2833	1602	40
OPTICIAN/MANAGER	10-516-1	1	1	--	--	--	--	--	--	--
OPTOMETRIC TECHNICIAN	10-516-2	4	4	4	4 (100%)	4 (100%)	--	1240-1833	1386	40
PHYSICAL THERAPIST ASSISTANT	10-524-1	82	78	77	76 (99%)	74 (97%)	1	1641-3293	1907	40
RADIOGRAPHY	10-526-1	101	86	85	81 (95%)	78 (96%)	4	1324-2904	1809	40
RESPIRATORY CARE PRACTITIONER	10-515-1	69	68	67	67 (100%)	67 (100%)	--	1185-3336	2008	39
ASSOCIATE DEGREE		1601	1459	1437	1405 (98%)	1368 (97%)	32	\$ 799-4000	\$2201	39

SHORT-TERM VOCATIONAL DIPLOMA

CENTRAL SERVICE TECHNICIAN	30-534-1	13	12	12	10 (83%)	7 (70%)	2	\$ 996-2480	\$1636	40
CODING SPECIALIST	30-530-2	11	11	11	8 (73%)	7 (88%)	3	1299-2038	1659	40
EMERGENCY MEDICAL TECH - BASIC	30-531-3	806	603	547	523 (96%)	273 (52%)	24	755-4000	1679	46
EMERGENCY MEDICAL TECH-PARAMEDIC	30-531-2	15	15	14	13 (93%)	13 (100%)	1	2938-3167	2969	54
EMS SPECIALIST - INTERMEDIATE	30-531-1	14	7	5	4 (80%)	2 (50%)	1	--	-	--
HEALTH UNIT COORDINATOR	30-510-2	124	108	105	95 (90%)	71 (75%)	10	937-1936	1302	40
HOMEMAKER/HOME HEALTH AIDE	30-542-1	8	4	4	4 (100%)	3 (75%)	--	--	--	--
MEDICATION ASSISTANT	30-510-5	16	15	15	15 (100%)	15 (100%)	--	1273-1920	1402	40
NURSING ASSISTANT	30-510-1	2388	1672	1396	1267 (91%)	1041 (82%)	129	680-2272	1074	40
PHLEBOTOMY TECHNICIAN	30-513-1	13	11	11	11 (100%)	10 (91%)	--	1081-2596	1391	51
SHORT-TERM VOCATIONAL DIPLOMA		3408	2458	2120	1950 (92%)	1442 (74%)	170	\$ 680-4000	\$1140	41

PROGRAM NAME	PROGRAM NUMBER	NO. OF GRADS	RE-SPONSES	IN LABOR FORCE	EMPLOYED	EMPLOYED RELATED	UN-EMPLOYED	MONTHLY SALARY RANGE	SALARY MEDIAN	AVG HRS/WEEK
ONE-YEAR VOCATIONAL DIPLOMA										
DENTAL ASSISTANT	31-508-1	119	118	107	101 (94%)	94 (93%)	6	\$ 866-1500	\$1213	38
EYECARE TECHNICIAN	31-516-1	15	15	13	11 (85%)	11 (100%)	2	1075-1213	1170	39
HEALTH UNIT COORDINATOR	31-510-2	19	19	19	15 (79%)	11 (73%)	4	866-1289	1203	40
MEDICAL ASSISTANT	31-509-1	233	215	205	192 (94%)	179 (93%)	13	909-2686	1273	39
PHARMACY TECHNICIAN	31-536-1	28	27	24	22 (92%)	20 (91%)	2	1126-1733	1386	39
PRACTICAL NURSING	31-510-1	190	151	146	140 (96%)	138 (99%)	6	1114-2710	1728	39
RENAL DIALYSIS TECHNICIAN	31-517-1	8	7	7	6 (86%)	5 (83%)	1	1454-1745	1588	40
SURGICAL TECHNICIAN	31-512-1	114	100	96	90 (94%)	81 (90%)	6	1043-2036	1583	40
ONE-YEAR VOCATIONAL DIPLOMA		726	652	617	577 (94%)	539 (93%)	40	\$ 866-2710	\$1364	39
HEALTH OCCUPATIONS DIVISION TOTAL		5735	4569	4174	3932 (94%)	3349 (85%)	242	\$ 680-4000	\$1642	40

SERVICE OCCUPATIONS DIVISION

ASSOCIATE DEGREE

ALCOHOL & OTHER DRUG ABUSE ASSOC	10-550-1	46	43	36	31 (86%)	20 (65%)	5	\$ 867-1833	\$1462	39
COMMU DEVEL DISABILITIES ASSOC	10-545-1	7	7	5	4 (80%)	3 (75%)	1	1333-1700	1516	51
CORRECTIONS SCIENCE	10-504-2	32	32	29	23 (79%)	18 (78%)	6	1043-2201	1722	41
ENVIRONMENTL & POLLUTN CONT TECH	10-506-1	20	19	19	18 (95%)	14 (78%)	1	1200-2083	1662	40
FIRE PROTECTION ENG. TECHNOLOGY	10-503-3	9	9	9	9 (100%)	9 (100%)	--	1733-2167	1912	40
FIRE PROTECTION TECHNICIAN	10-503-2	36	27	24	17 (71%)	4 (24%)	7	1622-2471	1890	54
FIRE SCIENCE	10-503-1	62	54	52	51 (98%)	34 (67%)	1	1583-4166	2916	48
FUNERAL SERVICE	10-528-1	25	25	25	25 (100%)	25 (100%)	--	1082-2598	1824	41
HAZARDOUS MATERIAL HANDLING TECH	10-503-4	10	8	7	7 (100%)	6 (86%)	--	1993-2058	2025	40
HUMAN SERVICES ASSOCIATE	10-520-3	103	75	54	49 (91%)	33 (67%)	5	1000-1790	1385	40
POLICE SCIENCE	10-504-1	466	416	389	340 (87%)	209 (62%)	49	736-3377	1599	40
SECURITY LOSS PREVENTION	10-504-3	4	4	4	4 (100%)	3 (75%)	--	1387-1567	1477	52

PROGRAM NAME	PROGRAM NUMBER	NO. OF GRADS	RE-SPONSES	IN LABOR FORCE	EMPLOYED	EMPLOYED RELATED	UN-EMPLOYED	MONTHLY SALARY RANGE	SALARY MEDIAN	AVG HRS/WEEK
WATER + WASTEWATER TREATMENT TEC	10-527-2	11	11	11	8 (73%)	7 (88%)	3	1497-1994	1809	41
ASSOCIATE DEGREE		831	730	664	586 (88%)	385 (66%)	78	\$ 736-4166	\$1663	41
<i>SHORT-TERM VOCATIONAL DIPLOMA</i>										
BASIC POLICE RECRUIT SCHOOL	30-504-1	234	131	131	122 (93%)	109 (89%)	9	\$1074-2469	\$2039	40
CUSTODIAL SERVICES	30-519-1	76	38	9	8 (89%)	4 (50%)	1	1039-2426	1376	40
ESTHETICIAN	30-502-2	6	5	3	3 (100%)	3 (100%)	--	--	--	40
FIRE SERVICE CERTIFICATION	30-503-2	37	10	7	6 (86%)	2 (33%)	1	--	--	40
SCHOOL FOOD SERVICE ASSISTANT	30-518-3	12	12	11	11 (100%)	10 (91%)	--	1083-1232	1157	40
SHORT-TERM VOCATIONAL DIPLOMA		365	196	161	150 (93%)	128 (85%)	11	\$1039-2469	\$2029	40
<i>ONE-YEAR VOCATIONAL DIPLOMA</i>										
INSTRUCTIONAL ASSISTANT	31-522-2	12	12	10	10 (100%)	7 (70%)	--	\$1317-1430	\$1373	36
PUBLIC SAFETY TELECOMMUNICATOR	31-555-1	11	11	11	11 (100%)	8 (73%)	--	1074-1990	1273	41
ONE-YEAR VOCATIONAL DIPLOMA		23	23	21	21 (100%)	15 (71%)	--	\$1074-1990	\$1317	40
SERVICE OCCUPATIONS DIVISION TOTAL		1219	949	846	757 (89%)	528 (70%)	89	\$ 736-4166	\$1733	41

TECHNICAL AND TELEVISION DIVISION

ASSOCIATE DEGREE

AIR COND, HTG & REFRIG TECHNOLOG	10-601-1	48	44	42	40 (95%)	37 (93%)	2	\$1039-4166	\$1559	42
ARCHITECTURAL	10-614-1	59	46	42	39 (93%)	34 (87%)	3	1100-2916	1510	43
ARCHITECTURAL COMMERCIAL DESIGN	10-614-4	21	21	19	18 (95%)	18 (100%)	1	1161-2287	1527	45
ARCHITECTURAL DRAFTING/CONST TEC	10-614-5	9	9	9	8 (89%)	3 (38%)	1	1429-1733	1666	40
ARCHITECTURAL-RESIDENTIAL DESIGN	10-614-3	27	20	20	18 (90%)	16 (89%)	2	1039-2426	1435	42

PROGRAM NAME	PROGRAM NUMBER	NO. OF GRADS	RE-SPONSES	IN LABOR FORCE	EMPLOYED	EMPLOYED RELATED	UN-EMPLOYED	MONTHLY SALARY		AVG HRS/ WEEK
								RANGE	MEDIAN	
AUTOMATED MFG. SYSTEMS TECH.	10-628-3	13	12	11	11 (100%)	8 (73%)	--	1300-2500	1549	41
AUTOMOTIVE LABORATORY TECHNOLOGY	10-602-1	10	8	8	8 (100%)	7 (88%)	--	949-1787	1169	44
AUTOMOTIVE TECHNOLOGY	10-602-3	25	24	23	23 (100%)	20 (87%)	--	866-2383	1517	43
BIO-MEDICAL ELECTRONICS	10-605-6	19	15	14	13 (93%)	10 (77%)	1	1584-2322	1978	42
CHEMICAL	10-603-1	10	10	10	9 (90%)	8 (89%)	1	1000-1802	1645	41
CIVIL ENG. TECH. - STRUCTURAL	10-607-5	46	43	41	36 (88%)	31 (86%)	5	953-2924	1559	42
CIVIL ENGINEERING TECHY-HWY TECH	10-607-4	17	13	13	10 (77%)	9 (90%)	3	1299-2193	1628	44
COMPUTER INTEGRATED MFG TECH	10-628-2	22	21	20	17 (85%)	15 (88%)	3	1299-2500	1852	42
COMPUTERIZED MACHINING TECH	10-628-1	8	7	6	4 (67%)	4 (100%)	2	1472-1686	1579	45
ELECTRICAL POWER ENG. TECHNICIAN	10-605-5	4	4	3	2 (67%)	2 (100%)	1	1733-2665	2199	40
ELECTRO-MECHANICAL TECHNOLOGY	10-620-1	112	100	95	93 (98%)	84 (90%)	2	1126-3466	1906	43
ELECTRONIC DESIGN TECHNICIAN	10-609-1	3	3	3	3 (100%)	3 (100%)	--	--	--	46
ELECTRONIC SYSTEMS TECHNICIAN	10-605-7	5	5	5	4 (80%)	4 (100%)	1	1831-1905	1868	41
ELECTRONICS	10-605-1	164	137	128	118 (92%)	83 (70%)	10	900-4166	1666	41
ELECTRONICS - TELECOMMUNICATIONS	10-605-8	12	12	11	10 (91%)	9 (90%)	1	1386-3033	1710	42
ELECTRONICS-COMMUNICATIONS	10-605-2	10	9	9	9 (100%)	9 (100%)	--	1212-3333	1428	42
ELECTRONICS-COMPUTER	10-605-3	47	41	38	33 (87%)	18 (55%)	5	996-3229	1386	42
ENGINE TECHNOLOGY	10-602-2	1	1	1	1 (100%)	1 (100%)	--	--	--	40
FLUID POWER	10-612-1	16	15	14	13 (93%)	12 (92%)	1	1299-2773	1750	41
HEALTH PHYSICS TECHNICIAN	10-624-1	14	13	10	8 (80%)	8 (100%)	2	2000-2409	2331	41
INDUSTRIAL ENGINEERING TECHNIC	10-623-1	38	35	35	33 (94%)	28 (85%)	2	866-3750	2520	44
INDUSTRIAL MODEL BUILDING	10-614-2	4	4	2	2 (100%)	1 (50%)	--	--	--	50
INDUSTRIAL WELDING TECHNICIAN	10-621-1	19	16	16	16 (100%)	14 (88%)	--	1733-4166	3000	45
INSTRUMENTATION	10-605-4	26	24	23	22 (96%)	17 (77%)	1	961-3379	1879	46
LAND SURVEY TECHNICIAN	10-607-7	6	6	6	6 (100%)	6 (100%)	--	1039-1657	1288	42
LASER TECHNICIAN	10-622-2	11	9	6	6 (100%)	5 (83%)	--	1658-2098	1790	41
MANUFACTURING ENGINEERING TECH	10-623-3	10	9	8	8 (100%)	5 (63%)	--	1386-2411	2098	47
MATERIALS PLANNG & CONTROL TECH	10-623-6	2	2	2	2 (100%)	1 (50%)	--	--	--	40
MATERIALS TECHNOLOGY	10-613-1	2	2	2	2 (100%)	2 (100%)	--	2416-2920	2668	42
MECHANICAL DESIGN TECHNICIAN	10-606-1	258	241	226	207 (92%)	156 (75%)	19	1039-2916	1733	41
PLASTICS TECHNICIAN	10-619-1	2	2	2	2 (100%)	--	--	--	--	--
PUBLIC WORKS TECHNICIAN	10-607-8	37	37	36	29 (81%)	29 (100%)	7	1289-2975	1690	44

PROGRAM NAME	PROGRAM NUMBER	NO. OF GRADS	RE-SPONSES	IN LABOR FORCE	EMPLOYED	EMPLOYED RELATED	UN-EMPLOYED	MONTHLY RANGE	SALARY MEDIAN	AVG HRS/WEEK
PULP & PAPER CHEMICAL TECHNOLOGY	10-603-2	14	13	13	11 (85%)	9 (82%)	2	1213-1917	1707	40
QUALITY ASSURANCE TECHNICIAN	10-623-2	19	18	18	15 (83%)	9 (60%)	3	1213-3800	2635	40
RADIO BROADCASTING	10-701-2	10	9	8	7 (88%)	1 (14%)	1	--	--	--
TECHNICAL COMMUNICATIONS	10-699-1	4	4	4	4 (100%)	2 (50%)	--	--	--	42
TELEVISION & VIDEO PRODUCTION	10-701-1	16	16	15	15 (100%)	12 (80%)	--	1452-1833	1472	40
TECHNICAL AND TELEVISION DIVISION TOTAL		1197	1080	1017	935 (92%)	750 (80%)	82	\$ 866-4166	\$1732	42

GENERAL EDUCATION DIVISION

ASSOCIATE DEGREE

OCCUPATIONAL MUSIC	10-805-1	5	4	4	4 (100%)	3 (75%)	--	\$	--	\$	--	--
ASSOCIATE DEGREE		5	4	4	4 (100%)	3 (75%)	--	\$	--	\$	--	--

COLLEGE PARALLEL

COLLEGE PARALLEL	20-800-1	128	90	35	31 (89%)	11 (35%)	4	\$ 840-2599	\$2057	39
COLLEGE PARALLEL		128	90	35	31 (89%)	11 (35%)	4	\$ 840-2599	\$2057	39

GENERAL EDUCATION DIVISION TOTAL		133	94	39	35 (90%)	14 (40%)	4	\$ 840-2599	\$2057	39
---	--	------------	-----------	-----------	------------------	------------------	----------	--------------------	---------------	-----------

TOTAL ALL PROGRAMS		15835	13298	12131	11184 (92%)	8955 (80%)	947	\$ 216-4822	\$1473	41
---------------------------	--	--------------	--------------	--------------	---------------------	--------------------	------------	--------------------	---------------	-----------

INDEX TO DATA TABLES

<u>Program Title</u>	<u>Page</u>	<u>Program Title</u>	<u>Page</u>
ACCOUNTING	10	COURT AND CONFERENCE REPORTING	11
ACCOUNTING ASSISTANT	11	COURT REPORTING SCOPIST	11
ADMIN ASST - INFO PROCESSING	10	CULINARY ARTS	14
ADMINISTRATIVE ASSISTANT	10	CUSTODIAL SERVICES	21
ADMIN. ASST. - SECRETARIAL	10	DAIRY HERD MANAGEMENT	10
ADVANCED AUTO BODY & PAINT TECHN	18	DATA ENTRY	11
AERONAUTICS-PILOT TRAINING	16	DATA ENTRY OPERATIONS	11
AG DIESEL POWER MECHANIC	10	DATA PROCESSING MACH OPERATION	11
AGRI-BUSINESS & LIVESTOCK MGMT	9	DENTAL ASSISTANT	20
AGRICULTURAL FACILITIES/EQUIP	9	DENTAL HYGIENIST	18
AGRICULTURAL POWER & EQUIP TECH	10	DENTAL LABORATORY	18
AGRICULTURE EQUIPMENT MECHANIC	10	DIAGNOSTIC MEDICAL SONOGRAPHY	19
AGRISCIENCE TECHNICIAN	9	DIESEL & HEAVY EQUIPMENT TECH	18
AGRI-BUSINESS/SCI TECHNOLOGY	9	DIESEL & POWER TRAIN SERVICING	17
AIR COND HEATING & REFRIG TECH	21	DIESEL EQUIPMENT MECHANIC	17
AIR COND REF & HEATING	16	DIETARY MANAGER	15
AIRFRAME MECHANIC	16	DIETETIC TECHNICIAN	14
AIRFRAME & POWERPLANT MECHANICS	18	DRAFTING MARINE	17
ALCOHOL & OTHER DRUG ABUSE ASSOC	20	DRAFTING-ARCHITECTURAL	17
ALTERATIONIST	15	DRAFTING-MECHANICAL	17
APPLIANCE SERVICING	16	EDUCATIONAL INTERPRETER TECH	19
ARCHITECTURAL	21	ELECTRICAL POWER DISTRIBUTION	17
ARCHITECTURAL COMMERCIAL DESIGN	21	ELECTRICAL POWER ENG. TECHNICIAN	22
ARCHITECTURAL DRAFTING/CONST TEC	21	ELECTRICITY	17
ARCHITECTURAL-RESIDENTIAL DESIGN	21	ELECTRONEURODIAGNOSTIC TECH	19
AUTO BODY & PAINT TECHNICIAN	16	ELECTRONIC DESIGN TECHNICIAN	22
AUTOMATED MFG. SYSTEMS TECH.	22	ELECTRONIC SERVICING (One-Year)	17
AUTOMATED PACKAGING SYSTEMS TECH	18	ELECTRONIC SERVICING (Two-Year)	18
AUTOMATIC SCREW MACHINE	16	ELECTRONIC SYSTEMS TECHNICIAN	22
AUTOMOTIVE DETAILING	16	ELECTRONICS	22
AUTOMOTIVE LABORATORY TECHNOLOGY	22	ELECTRONICS - AIRCRAFT	18
AUTOMOTIVE MAINTENANCE TECHNICIA	16	ELECTRONICS - TELECOMMUNICATIONS	22
AUTOMOTIVE TECHNICIAN	18	ELECTRONICS-COMMUNICATIONS	22
AUTOMOTIVE TECHNOLOGY	22	ELECTRONICS-COMPUTER	22
AVIATION MID-MANAGEMENT	10	ELECTRO-MECHANICAL TECHNOLOGY	22
BAKING PRODUCTION	15	EMERGENCY MEDICAL TECH - BASIC	19
BANKING & FINANCIAL SERVICES	10	EMERGENCY MEDICAL TECH-PARAMEDIC	19
BARBER/COSMETOLOGIST	15	EMS SPECIALIST - INTERMEDIATE	19
BASIC HORTICULTURE	9	ENGINE MACHINING TECHNICIAN	18
BASIC POLICE RECRUIT SCHOOL	21	ENGINE TECHNOLOGY	22
BIOTECHNOLOGY LABORATORY TECH	9	ENVIRONMENTAL SERVICES MGMT	14
BIO-MEDICAL ELECTRONICS	22	ENVIRONMENTL & POLLUTN CONT TECH	20
BUILDING SERVICES	16	EQUINE MANAGEMENT	9
BUSINESS ADMINISTRATION CREDIT	12	ESTHETICIAN	21
BUSINESS ADMINISTRATION PERSONEL	10	EYECARE TECHNICIAN	20
BUSINESS MID-MANAGEMENT	10	FABRICATION WELDING	17
CABINETMAKING AND MILLWORK	16	FACILITY MAINTENANCE SERVICE	17
CABLE TELEVISION SYSTEM SERVICE	18	FACILITY SYSTEMS TECHNICIAN	16
CARPENTRY	16	FARM BUSINESS AND PRODUCTION MGMT.	9
CENTRAL SERVICE TECHNICIAN	19	FARM OPERATION	10
CHEMICAL	22	FEED, FERTILIZER AND FARM SUPPLY	9
CHILD CARE AND DEVELOPMENT	14	FINANCE	11
CHILD CARE ASSOCIATE	14	FINANCIAL PLANNING ASSOCIATE	11
CHILD CARE SERVICES	15	FINANCIAL SERVICES ASSISTANT	11
CHILD DAY CARE	15	FIRE PROTECTION ENG. TECHNOLOGY	20
CIS - MICROCOMPUTER SPECIALIST	10	FIRE PROTECTION TECHNICIAN	20
CIS - OPERATIONS	10	FIRE SCIENCE	20
CIS - PROGRAMMER/ANALYST	10	FIRE SERVICE CERTIFICATION	21
CIS - TECHNICAL SUPPORT SPECIALIST	11	FLEXOGRAPHIC PRINTING	14
CIVIL ENG. TECH. - STRUCTURAL	22	FLUID POWER	22
CIVIL ENGINEERING TECHY-HWY TECH	22	FLUID POWER MAINTENANCE (Short-Term)	16
CLOTHING DESIGN & SALES	14	FLUID POWER MAINTENANCE (One-Year)	17
CODING SPECIALIST	19	FOOD MARKETING	12
COLLEGE PARALLEL	23	FOOD PRODUCTION SPECIALIST	15
COMM DEVEL DISABILITIES ASSOC	20	FOOD SCIENCE TECHNICIAN	9
COMMERCIAL ART	13	FOOD SERVICE AIDE	15
COMP NUM CONT MACH OP/PROGRAMMER	17	FOOD SERVICE MANAGEMENT	14
COMPUTER INTEGRATED MFG TECH	22	FOOD SERVICE PRODUCTION	15
COMPUTER OPERATOR	11	FOOD & HOSPITALITY MGMT TECH	14
COMPUTERIZED MACHINING TECH	22	FUNERAL SERVICE	20
CORRECTIONS SCIENCE	20	HAZARDOUS MATERIAL HANDLING TECH	20

<u>Program Title</u>	<u>Page</u>	<u>Program Title</u>	<u>Page</u>
HEALTH INFORMATION TECHNOLOGY	19	OFFICE EQUIPMENT REPAIR	17
HEALTH PHYSICS TECHNICIAN	22	OFFICE MACHINE REPAIR	17
HEALTH UNIT COORDINATOR (Short-Term)	19	OPTICIAN/MANAGER	19
HEALTH UNIT COORDINATOR (One-Year)	20	OPTOMETRIC TECHNICIAN	19
HOMEMAKER/HOME HEALTH AIDE	19	PARALEGAL	11
HORTICULTURE-MARKETING	9	PARTS & INVENTORY CONTROL SPEC	17
HORTICULTURE-PRODUCTION	9	PHARMACY TECHNICIAN	20
HOSPITALITY MANAGEMENT	12	PHLEBOTOMY TECHNICIAN	19
HOTEL-MOTEL MANAGEMENT	12	PHOTOGRAPHY	13
HUMAN SERVICES ASSOCIATE	20	PHYSICAL THERAPIST ASSISTANT	19
INDUSTRIAL ENGINEERING TECHNIC	22	PLASTICS TECHNICIAN	22
INDUSTRIAL MAINTENANCE	18	POLICE SCIENCE	20
INDUSTRIAL MECHANIC	17	POWER ENGR. & BOILER OPERATOR	16
INDUSTRIAL MODEL BUILDING	22	POWER PLANT MECHANIC	17
INDUSTRIAL SCREEN PRINTING	13	PRACTICAL NURSING	20
INDUSTRIAL SUPERVISION TECH	16	PREC INSP & NONDESTRUCT EXAM	17
INDUSTRIAL WELDING TECHNICIAN	22	PRINTING (One-Year)	14
INFANT AND CHILD SPECIALIST	15	PRINTING (Two-Year)	14
INFORMATION PROCESSING SPECIALIST	11	PRINTING AND PUBLISHING	13
INSTRUCTIONAL ASSISTANT	21	PRINTING & PUBLISHING-OPERATIONS	13
INSTRUMENTATION	22	PRODUCTION WELDING	16
INSURANCE SERVICE ASSOCIATE	12	PROPERTY ASSESSMENT	12
INTERIOR DESIGN	14	PUBLIC SAFETY TELECOMMUNICATOR	21
INTERIOR DESIGN ASSISTANT	15	PUBLIC WORKS TECHNICIAN	22
INTERNATIONAL TRADE ASSOCIATE	12	PULP & PAPER CHEMICAL TECHNOLOGY	23
INTERPRETER TECHNICIAN	19	QUALITY ASSURANCE TECHNICIAN	23
JEWELRY REPAIR & FABRICATION	17	RADIO BROADCASTING	23
LABORATORY ANIMAL TECHNICIAN	9	RADIOGRAPHY	19
LAND SURVEY TECHNICIAN	22	REAL ESTATE	12
LANDSCAPE AND TURF SERVICES	9	RECORDS AND INFO MANAGEMENT TECH	11
LANDSCAPE HORTICULTURE	9	RECREATION RESOURCE ASSOCIATE	12
LASER TECHNICIAN	22	REFRIGERATION SERVICING	17
LEGAL SECRETARY	11	RENAL DIALYSIS TECHNICIAN	20
LEGAL TRANSCRIPTIONIST	11	RESPIRATORY CARE PRACTITIONER	19
LITHO STRIPPER	14	RESTAURANT COOKERY	15
MACHINE MAINTENANCE	17	RESTAURANT & INSTIT. FOOD PREP.	15
MACHINE REPAIR	17	RETAIL SALES	13
MACHINE TOOL OPERATION (One-Year)	17	SCHOOL FOOD SERVICE ASSISTANT	21
MACHINE TOOL OPERATION (Two-Year)	18	SECURITY LOSS PREVENTION	20
MACHINE TOOLING TECHNIC	18	SMALL BUSINESS MANAGEMENT	12
MANUFACTURING ENGINEERING TECH	22	SMALL BUSINESS OPERATION	13
MARINE REPAIR TECHNICIAN	18	SMALL BUSINESS TRAINING	11
MARINE & OUTDOOR POWER PROD TECH	17	SUPERVISORY MANAGEMENT	12
MARKETING	12	SURGICAL TECHNICIAN	20
MARKETING-COMMUNICATIONS	12	TAILOR	15
MARKETING-FASHION MERCHANDISING	12	TAXIDERMY	9
MARKETING-RETAILING	12	TECHNICAL COMMUNICATIONS	23
MARKETING--BUSINESS-TO-BUSINESS	12	TELEMARKETING REPRESENTATIVE	13
MATERIAL HANDLING EQUIPMENT MECHANIC	17	TELEPHONE SERVICE REPAIR	17
MATERIALS MANAGEMENT	12	TELEVISION & VIDEO PRODUCTION	23
MATERIALS PLANNING & CONTROL TECH	22	TOOL AND DIE MAKING	18
MATERIALS TECHNOLOGY	22	TOURISM RECREATION ASSOCIATE	12
MEAT PROC AND MERCHANDISING	10	TRANSPORTATION LOGISTICS	12
MECHANICAL DESIGN TECHNICIAN	22	TRAVEL AGENT	13
MECHANICAL & COMPUTER DRAFTING	17	TRUCK DRIVING	16
MEDICAL ASSISTANT	20	TRUCK MECHANIC	17
MEDICAL LABORATORY TECHNICIAN	19	UPHOLSTERY	17
MEDICAL OFFICE MID-MANAGEMENT	11	VETERINARY TECHNICIAN	9
MEDICAL OFFICE SPECIALIST	11	VISUAL COMMUNICATION	13
MEDICAL SECRETARY	11	VISUAL COMM/COMPUTER GRAPHICS	13
MEDICAL TRANSCRIPTION	11	WATER + WASTEWATER TREATMENT TEC	21
MEDICATION ASSISTANT	19	WELDING	18
METAL FABRICATION	17	WELDING/MAINT. & FABRICATION	16
MOTORCYCLE, MAR & OUTDR POW PROD	17	WOOD TECHNICS (One-Year)	18
NATURAL RESOURCES TECHNICIAN	9	WOOD TECHNICS (Two-Year)	18
NATURAL & PROP GAS DISTRIB/SVC	17		
NUMERICAL CONTROL MACH OPERATOR	16		
NURSING ASSISTANT	19		
NURSING - ASSOCIATE DEGREE	19		
OCCUPATIONAL MUSIC	23		
OCCUPATIONAL THERAPY TECHNICIAN	19		
OFFICE ASSISTANT	11		
OFFICE COMPUTER SPECIALIST	12		

APPENDIX A

1992-93 GRADUATE FOLLOW-UP SURVEY

Please check one answer.

1. How do you feel about the training you received at our school?

- Very Satisfied
- Satisfied
- Unsatisfied
- Very Unsatisfied

2. What was your primary reason for attending our school?

- Preparation for getting a job
- Improvement of existing job skills
- Preparation for further education
- Personal interest
- Other: _____

3. Which one of the below best describes your present status?

- Employed
- Active military service
- Not employed, but looking for a job
- Student
- Not available for employment; please list reason: _____

NOTE: If you are currently employed, please continue with Question 4. If not employed, please skip to Question 7.

4. When did you start working in your present occupation?

- Mo. Yr.
- Before enrolling at our school _____
 - While attending our school _____
 - After leaving our school _____

5. Is your job related to the training you received at our school?

____ Yes ____ No

6. Please list the following job information:

A. Job Title: _____

B. Job Duties: _____

C. Name of Employer: _____

Company or Firm

Work address:

Street

City

State

Zip

May we contact your supervisor in our Employer Survey as explained in the cover letter?

- Yes No

If yes, name of immediate supervisor:

First Name

Last Name

D. What is your present wage, BEFORE DEDUCTIONS? DO NOT INCLUDE OVERTIME. Please give one:

\$____/Hour \$____/Week \$____/Month \$____/Year
(Used only to compute average wages paid in your field.)

E. How many hours do you work during an average work week?

_____ Hours

7. Do you have any recommendations for improving the services and programs we offer?

Thank you very much for your cooperation. Please return this completed form in the postage-paid envelope as soon as possible.

The Wisconsin Technical College System Board is in full compliance with state and federal equal opportunity and affirmative action laws and regulations including Title VII of the 1964 Civil Rights Act, Age Discrimination in Employment Act, Title VI of the 1964 Civil Rights Act, Equal Pay Act, Title IX of the 1972 Education Amendments, and Section 504 of the 1973 Rehabilitation Act, Wisconsin Fair Employment Law, Wisconsin Civil Service Law and Executive Orders, the Carl Perkins Vocational Education Act, Adult Basic Education Act, Job Training Partnership Act, the Office of Civil Rights Guidelines for the Elimination of Discrimination in Vocational Education, the Americans with Disabilities Act (ADA), and/or other applicable state or federal legislation. It is the policy of the WTCSB not to discriminate on the basis of race, color, creed, national origin, religion, sex, age, disability, arrest record, conviction record, political affiliation, marital status, sexual orientation, and membership in the National Guard, state defense force or any other reserve component of the military forces of the United States, or this state. Inquiries regarding equal opportunity may be directed to the Wisconsin Technical College System Board, 210 Price Place, P.O. Box 7874, Madison, Wisconsin 53707; telephone (608) 266-1207 or Telecommunications Device for the Deaf (TDD) (608) 267-2483.

TECHNICAL COLLEGE DISTRICTS



WCIS

The Wisconsin Career Information System (WCIS) is a computer-based program to provide quick, accurate and up-to-date occupational information for career decision making to a variety of publics. For more information, contact the Center on Education and Work, University of Wisconsin-Madison, 1025 West Johnson, 964 Educational Sciences Building, Madison, Wisconsin 53706 (608-263-2725).

Blackhawk Tech. College District
6204 Prairie Road, County Trunk G
P.O. Box 5009
Janesville, Wisconsin 53547-5009
608-756-4121

Chippewa Valley Tech. College Dist.
620 West Clairemont Avenue
Eau Claire, Wisconsin 54701-6162
715-833-6200

Fox Valley Tech. College District
1825 North Bluemound Drive
P.O. Box 2277
Appleton, Wisconsin 54913-2277
414-735-5600

Gateway Tech. College District
3520 - 30th Avenue
Kenosha, Wisconsin 53144-1690
414-656-6900

Lakeshore Tech. College District
1290 North Avenue
Cleveland, Wisconsin 53015-9761
414-458-4183

Madison Area Tech. College District
3550 Anderson Street
Madison, Wisconsin 53704-2599
608-246-6282

Mid-State Tech. College District
500 - 32nd Street, No.
Wisconsin Rapids, WI 54494-5599
715-423-5650

Milwaukee Area Tech. College Dist.
700 West State Street
Milwaukee, Wisconsin 53233-1443
414-297-6600

Moraine Park Tech. College District
235 North National Avenue
P.O. Box 1940
Fond du Lac, Wisconsin 54936-1940
414-922-8611

Nicolet Tech. College District
Highway G South
P.O. Box 518
Rhineland, Wisconsin 54501-0518
715-365-4410

North Central Tech. College District
1000 W. Campus Drive
Wausau, Wisconsin 54401-1899
715-675-3331

Northeast WI Tech. College District
2740 West Mason Street
P.O. Box 19042
Green Bay, Wisconsin 54307-9042
414-498-5400

Southwest WI Tech. College District
1800 Bronson Boulevard
Fennimore, Wisconsin 53809-9989
608-822-3262

Waukesha Cnty Area Tech. Col. Dist.
800 Main Street
Pewaukee, Wisconsin 53072-4698
414-691-5566

Western WI Tech. College District
304 North Sixth Street
Post Office Box 908
LaCrosse, Wisconsin 54602-0908
608-785-9200

WI Indianhead Tech. College District
505 Pine Ridge Drive
HCR 69, Box 10B
Shell Lake, Wisconsin 54871-9300
715-468-2815