

DOCUMENT RESUME

ED 368 369

IR 054 936

AUTHOR Feldman, Sari; Park, Janet
TITLE Read Around the Clock. 1994 New York State Summer Reading Program.
INSTITUTION New York State Library, Albany.
PUB DATE 94
NOTE 296p.; Original art by Pat Cummings.
PUB TYPE Guides - Non-Classroom Use (055) -- Reference
Materials - Bibliographies (131)

EDRS PRICE MF01/PC12 Plus Postage.
DESCRIPTORS Annotated Bibliographies; Audiovisual Aids;
*Childrens Libraries; Curriculum Development;
Elementary Secondary Education; Instructional
Materials; Learning Activities; Library Planning;
*Library Services; Program Evaluation; Program
Implementation; Public Libraries; Reading
Achievement; Reading Materials; Reading Material
Selection; *Reading Programs; *Recreational Programs;
Resource Materials; Social Studies; *Summer
Programs

IDENTIFIERS New York State Library


ABSTRACT

The 1994 "Read Around the Clock" manual is a resource guide that can lead from planning to evaluating the summer program. The imaginations of librarians across the state have provided creative ideas tied to history, science, music, and literature, with an abundance of programming ideas. Chapters include: (1) "Warm-Up Time"--planning, promotion, and publicity; (2) "Setting the Clock"--decorations and displays; (3) "Keeping Time"; (4) "Day by Day"--programs and activities; (5) "Play Time"--crafts, games, puzzles, mazes, and shopping; and (6) "Timepieces"--books, other resources, media, and program evaluation. Chapter 6 includes annotated bibliographies of picture books, children's fiction, young adult fiction, nonfiction, folktales, plays, poetry, and song, and professional resources (41 pages of annotations). Lists of audiovisual resources are also given. (SLD)

* Reproductions supplied by EDRS are the best that can be made *
* from the original document. *

ED 368 369

READ AROUND the CK



"PERMISSION TO REPRODUCE THIS
MATERIAL HAS BEEN GRANTED BY

Anne E. Simon

TO THE EDUCATIONAL RESOURCES
INFORMATION CENTER (ERIC)"

1994 NEW YORK STATE SUMMER READING PROGRAM

BEST COPY AVAILABLE

12054936

Read Around The Clock

A Summer Reading Program Manual created by

Sari Feldman

Children's Services Coordinator

Onondaga County Public Library System

and

Janet Park

Children's Librarian

Onondaga County Public Library System

Original Art by Pat Cummings



This **READ AROUND THE CLOCK** 1994 manual was developed with Federal Library Services and Construction Act Title I Funds granted by the New York State Library. Gaylord Brothers of Syracuse, New York, generously provided funds for the printing and distribution of the manual.

INTRODUCTION

It is "time" to start the 1994 New York State Summer Reading Program. For this year's theme of *Read Around the Clock*, the imaginations of librarians from across the state provided creative ideas tied to history, science, music, and literature. The theme offers an abundance of programming ideas, which have culminated in this resource manual.

The 1994 *Read Around the Clock* manual is a resource guide that can move you with ease from planning to evaluating the summer reading program, which is such an important part of public library service to youth. Use the camera-ready clip art and printed materials available through Gaylord Brothers to entice children and young adults to your program. With the book lists, programming ideas, games and crafts, you can make this summer "time" the best ever at your library. This manual offers ideas for working with young people from preschool through young adult.

Pat Cummings, the award-winning children's book illustrator, brilliantly rendered the theme in rich color illustrations and memorable images. Her vision of *Read Around the Clock* and her dedication to connecting kids and books made for a successful collaboration.

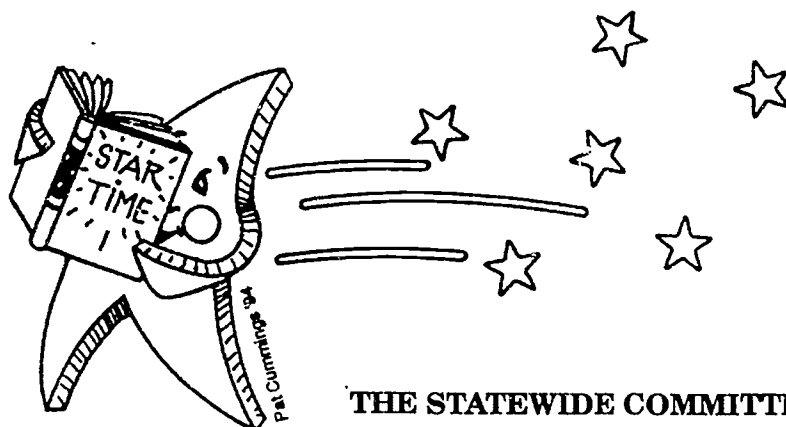
Look at the list of contributors and you will know that there are many people to thank for their support of this statewide project. A special acknowledgement is in order for State Librarian, Joseph F. Shubert, for his continuing support of New York State youth services and for providing the LSCA grant to the Onondaga County Public Library for developing the 1994 Summer Reading Program. A most special thank you goes to Janet Park for her undaunting work and good humor throughout the production of the manual.

Now set your alarm, wind-up your clock, and plan a schedule of exciting and innovative reading activities to *Read Around The Clock* Summer 1994!

Sari Feldman

Sari Feldman, Chair
1994 New York State Summer Reading Program

Many, many individuals contributed generously both their time and ideas to support the development of the 1994 New York State Summer Reading Program. We are grateful for the contributions of the following librarians and friends from across New York State:



THE STATEWIDE COMMITTEE:

Sari Feldman, Chair
Regan DeFranza
Randall Enos
Cassie Hamm

Anne Simon
Caroline Ward
Ristiina Wigg

Onondaga County Public Library System
North Country Library System
Ramapo-Catskill Library System
New York State Library for the
Blind and Visually Handicapped
New York State Division of Library Development
Nassau County Library System
Mid-Hudson Library System

THE ONONDAGA COUNTY PUBLIC LIBRARY (OCPL) 1994 SUMMER READING PROGRAM COMMITTEE:

Janet Park, Chair
Lynn Berman
Pam Crane
Dorothy Gavrielides
Barbara Hildenbrand
Silvia Macor
Sandy Silsby
Liz Williams

Onondaga County Public Library System
Northeast Community Center Library, OCPL
Betts Branch Library, OCPL
Beauchamp Branch Library, OCPL
Paine Branch Library, OCPL
Manlius Public Library
Jessica Bramley Free Library, Jordan
White Branch Library, OCPL

FOR TYPING AND PRODUCTION:

Chris Carroll, Central Library, OCPL
Peg Gingalewski, Central Library, OCPL
Quartier Printing, Syracuse

CONTRIBUTORS:

Linda Abrams
Betty Bard
Marie Bindeman
Cynthia Bishop
Jill Bliss
Serena Butch
Children's Department
Children's Department
Children's Department
Children's Department

Allegany Public Library
East Syracuse Free Library
Nioga Library System
Soule Branch Library, OCPL
Syracuse University, IST
Schenectady County Public Library
Buffalo and Erie County Public Library
Sachem Public Library, Holbrook
Scio Free Library
The Bryant Library, Roslyn

Liz Dicey
 Linda D'Imperio
 Jennifer Edwards
 Angela Filomena
 Marilee Fogelson
 Phyllis Fox
 Rachel Fox
 Judy Garlow
 Shelley Garvey
 Barbara Giardina
 Sue Goodwin
 Barb Herrgesell
 Elaine Jamele
 Jeanne Lamb
 Kathy LaRocca
 Cathy McCabe
 Tom McGann
 Bonnie Markel
 Joan Mazzu
 Kris Miller
 Pat Miller
 Donna Montalto
 Diana Norton
 Linda Nuessle
 Holly Olshansky
 Leticia Ontiveros
 Marie Orlando
 Carol Ras
 Loretta Raydo
 Sue Rokos
 Pat Ross
 Anne Royer
 Stephanie Rubin
 Judy Shaughnessy
 Caren Shilling
 Peggy Skotnicki
 Mitch Tiegel
 Annette Waterman
 Lisa Wemett

Syracuse University, IST
 Petit Branch Library, OCPL
 Bridge Hampton Library
 Pelham Bay Library, Bronx
 New York Public Library
 Syracuse University, IST
 Port Washington Library
 Bellevue School, Syracuse
 Tompkins County Public Library
 Central Library, OCPL
 Merrick Library
 Liverpool Public Library
 Lee-Whedon Memorial Library, Medina
 Parkchester Regional Library, Bronx
 Goshen Public Library
 East Meadow Public Library
 OCPL
 Merrick Library
 Uniondale Public Library
 Webster Elementary School, Syracuse
 New York School for the Deaf
 Glen Cove Public Library
 Mid-York Library System
 Sloatsburg Public Library
 Island Park Public Library
 Spanish Action League, Syracuse
 Suffolk Cooperative Library System
 Schenectady County Public Library
 Central Library, OCPL
 Mohawk Valley Library Association
 Manhasset Public Library
 Liverpool Public Library
 Sayville Library
 Elmont Public Library
 Oyster Bay - East Norwich Public Library
 Buffalo and Erie County Public Library
 Central Library, OCPL
 Hazard Branch Library, OCPL
 Pioneer Library System



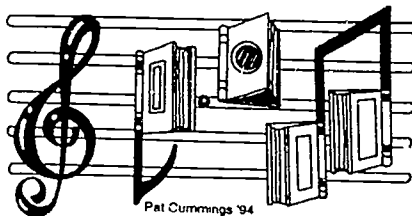





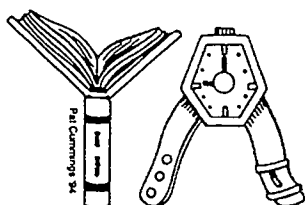
Thanks to the following for generous permission to reprint ideas from their summer reading program manuals:

Buffalo and Erie County Public Library: *Travel Through Time*, 1987
 Colorado State Library: *Summer Time, Any Time, Book Time*, 1990
 Mid-York Library System: *Join the Reading Circus*, 1991; *Book a Trip Through Time*, 1985
 New York State Library: *Book Banquet*, 1993
 Tennessee State Library: *Star Kids * Mission: Read*, 1993

We hope that we have recognized all contributors for their invaluable assistance and regret if any omissions have been made.

CLIP ART

All artwork by Pat Cummings is for your free use in connection with the 1994 New York Summer Reading Program. Enlarge it, reduce it, use it for bulletin boards, color it-whatever. Please keep in mind these considerations: Use by organizations other than public libraries in New York is strictly forbidden. Use beyond the 1994 Summer Reading Program is also not permitted. Other artwork found throughout the manual (which does not bear the Pat Cummings credit statement) is copyright-free clip art which you may use freely.



FROM THE EDITOR'S DESK


In her book *Summer Learning and the Effects of Schooling* (Academic Press, 1978), author Barbara Heyns cites the public library as the most influential institution in a child's summer learning. She concluded that children who continue to read during non-school months gain or at least maintain reading skills acquired during the previous school year. Research findings such as these certainly provide strong endorsement for the wonderful summer reading programs conducted each year by thousands of librarians interested in encouraging children's reading.

This summer, across the state of New York, we hope that librarians will encourage children to *Read Around The Clock*. This year's program is an ideal way to help children make good use of their time by having pleasurable experiences with books. Many of the activities offered through the *Read Around The Clock* program will also encourage family involvement and regular family visits to the library. Through the program, the library becomes a key factor in the process of creating regular, responsive readers — the truly literate.

One of the easiest ways to create young readers is to make reading fun. This *Read Around The Clock* program manual is designed with this intent in mind. Take the time to review the manual; let it inspire you. Let it save you time in creating your own dynamic program. We are confident that the *Read Around The Clock* program will allow children to discover that reading is worth their time and effort. It takes time to learn how to take pleasure in reading; let's help our young people take the time to make this discovery for themselves.

Janet Park

Janet Park
Children's Librarian
Onondaga County Public Library



What is time?

The shadow on the dial, the striking of the clock, the running of the sand, day and night, summer and winter, months, years, centuries - these are but arbitrary and outward signs, the measure of Time, not Time itself. Time is the Life of the soul.

Henry Wadsworth Longfellow, HYPERION, 1839

1994 READ AROUND THE CLOCK

TIMETABLE

Introduction

Acknowledgments

Chapter 1 - Warm-Up Time

Planning

Promotion

Publicity

Chapter 2 - Setting The Clock

Decorations

Displays

Chapter 3 - Keeping Time

Chapter 4 - Day By Day

Programs

Activities

Chapter 5 - Play Time

Crafts

Games

Puzzles

Mazes

Shopping

Chapter 6 - Timepieces

Books

Other Resources

Media

Program Evaluation



CHAPTER 1

WARM-UP TIME

PLANNING
PROMOTION
PUBLICITY



THE FIRST STEP

The first step in having a successful summer reading program is to confirm in your own mind the value of the program. Why have a summer reading program? Consider some of these answers:

1. **To encourage reading during the summer.** Practice makes perfect, and studies have shown that the single best indicator of how much progress or lack of progress a student makes during a summer is whether he or she continues to read.
2. **To attract children who don't like to read and those who have trouble reading.** This is the reason for the flashy themes, special incentives, and extensive promotion. Enthusiastic readers are likely to read no matter what you do, but other children need to be enticed.
3. **To promote reading for enjoyment.** Many reading programs at school are so skills-oriented that children have little or no opportunity to develop the ability to read over a sustained period of time.
4. **To create favorable publicity and gain support for the library from families and other community members.** Many of the programs and activities which are part of a summer reading program are very newsworthy. Children are naturally photogenic and stories about children and books are almost guaranteed to be favorable.
5. **To encourage parents to read with their children.** Many parents stop reading to their children when the children learn to read, but studies have shown that shared reading is useful both in developing children's reading skills and in strengthening family bonds.
6. **To introduce children to the many resources available at the library.** This is one reason to include activities in your program that promote library materials other than books and that encourage reading for information as well as enjoyment.
7. **To attract new customers.** Parents are likely to be looking for something for their children to do and, if you can make the library a regular part of the routine during the summer, this may carry over to the fall as well.
8. **To increase circulation.** A commonly used measure of public library performance is its circulation figures. It may be debatable as to whether this figure is the most accurate measure but, since it is widely used, it should be as high as possible.

Once the answers begin to fall into place in your mind, the purpose and foundation of your program will be set. Now your enthusiasm should be ready to kick in to begin the ever critical planning phase.

(Adapted with permission from the Mid-York Library System 1991 Summer Reading Program Manual.)

THE PLANNING PROCESS

Whether you have run summer reading programs in the past or are new at planning a summer program, the most important item to remember is scheduling. Early planning is critical for a successful program. Planning your program in advance, especially on paper, will help you next year as well, since many of the deadlines will be the same. A sample monthly calendar, as well as a Program Planning Timetable, are included to assist you in your planning effort.

THE PLANNING CHECKLIST

By answering the following checklist of questions, you will be able to fill in the blanks on your planning calendars and will keep your program on track.

1. What will be the basic thrust or format of your program? Review the many program ideas in this manual to determine a specific direction for your program.
2. What promotional materials and how many of each will you order? Posters, reading records, certificates, prizes, etc. must be ordered by spring. Estimated numbers can be ascertained from the statistics of past programs, plus 10%.
3. When does school end?
4. When will registration for the library reading program begin? End?
5. How many weeks will your library program run?
6. What day will you clear school visits with the principal and the librarians of each school? Do it early enough to be invited for an assembly program.
7. What are the other events in town, e.g., pool opens, camp begins, Vacation Bible School dates, Little League playoffs. List all the special events that are attractive to your audience.
8. What are the print deadlines for the local newspaper? Community newspapers? Church bulletins? Community or civic club newsletters? Library newsletter?
9. When will you distribute and/or post promotional materials in your library? In the schools? In the community?
10. What days will you have special activities?
Book them early!
11. Will there be a special opening event? When?
Closing celebration?
12. What is the staff vacation schedule?
Will you have extra library help?



13. Are facilities suitable in terms of size and noise level for your planning activities?
14. Are facilities available when you need them? Reserve meeting room or auditorium now.
15. Can you afford to do everything you have in mind, or do you need to seek funds elsewhere?
16. Can you share guest speakers with other libraries in the area to reduce costs?
17. Do you need to purchase additional books to support your theme? If so, order them soon so that they will be on the shelf and ready for all those eager summer readers!
18. Do you need to recruit volunteers to help with programs or activities?
19. Do you need to have parents save household items for craft projects? It's virtually impossible to come up with 50 paper towel tubes overnight!
20. Have you informed all library staff about your programs?

When you have developed your calendar and finalized as many of the reading program dates as possible, publicize them in your opening announcements. Publicity for your summer reading program should begin well in advance. If you are placing announcements in local newspapers, they must be submitted a few weeks before the event. So if your kick-off party is in June, think MAY! School visits should also be scheduled in advance to avoid conflicts at the busy end of the school year.

Many libraries publish calendars or flyers of library events. Working on your calendar or flyer will help you organize your activities and space them effectively throughout the summer.

As you identify the dates that are important to the reading program, you will also begin to develop a list of tasks that must be done. Make special preparations for the tasks and begin to form an idea of who will do them.

PROGRAM PLANNING TIMETABLE

TASKS TO BE DONE:

BY WHOM:

3 Months Before:

2 Months Before:

1 Month Before:

One Week Before:

The Day Before:


Program Day:

The Day After:

STAFFING

The *Read Around The Clock* program is not only for children's librarians. Here's your opportunity to involve your entire library staff in a collective effort to host the program. Make sure that every member of the staff and the board of trustees is aware of the program and its goals. Publish an in-house list of guidelines so that everyone knows what to do. Also post a list of programs and dates prominently near the phone, so that even if you're not there, information will always be available. Involving all of the staff (clerical staff, too) makes everyone feel part of it.

- ▲ Understaffed? 'Tis the season that you will surely feel the pinch. In order to ensure that you and your staff are free to perform professional duties, you may have to come up with some new and creative solutions for summer staffing problems.
- ▲ College students on summer vacation make wonderful temporary employees. Call the student employment office at your local community college. Also contact your county's youth employment agency. You may find high school students who want jobs.
- ▲ If you cannot hire extra staff, think about ways of recruiting volunteers. You may consider recruiting older adults; senior citizens make very good readers and have been used successfully in some libraries that combine an intergenerational approach with their Read-to-Me programs.
- ▲ You may be able to enlist a youth organization to help with some activities. The Great Neck Library, for example, hosts a weekly program for Girl Scouts. These scouts "adopt" younger children to whom they read stories, under supervision by the troop leader. This provides an educational program for the scouts, who earn merit badges, and it is a very special activity for preschoolers.
- ▲ You might approach your Friends of the Library group, or try soliciting volunteers from among your regular library patrons, perhaps the parents and grandparents of the children you serve.
- ▲ Many libraries rely very successfully on young adult volunteers to assist with summer reading programs. The following are suggestions on using young adult volunteers as submitted by Lisa C. Wemett, Youth Services Coordinator, Pioneer Library System, Newark, NY.



WORKING WITH YA VOLUNTEERS



- ▲ Give them an important title (e.g. "Counselor") and they will perform their task willingly and maturely.
- ▲ Provide good supervision (either by yourself, another children's/young adult librarian, a clerk, or a responsible page). There should always be someone designated to answer questions and help locate materials if you are not available.
- ▲ Stress responsible behavior; suggest that they should dress to "look grown-up" to the children; also call the library and leave a message for you if they can't make it.
- ▲ Tell them what you expect of them. Communicate regularly by phone and compose a reminder memo to send home or to mail. Remind volunteers to mark the family calendar.
- ▲ Document the person's experience with a letter to use for their youth group's service awards.
- ▲ THANK THEM, every time, for coming to help!

TYPES OF JOBS FOR YOUTH VOLUNTEERS

- ▲ Enthusiastic fifth graders might be called "Book Buddies" and read together with beginning readers (grades K-2) to help reinforce the child's skills over the summer.
- ▲ Young people in grades 6 and up can supervise and play a reading board game with the children (e.g. Book Bingo, Bookopoly, etc.), leaving librarians free to do reader's advisory in suggesting good titles for the players.
- ▲ YA's make great craft helpers—by preparing the materials ahead of time, by laying out or distributing materials that day, by supervising one table of 4-6 children and assisting in making the craft, and by cleaning up after the activity.
- ▲ End of the summer parties, carnivals, or other celebrations can be planned and coordinated by enthusiastic young adults. Ask them to share things they learned at camp or in a youth group that might be taught to the children.
- ▲ YA volunteers can meet the children at the meeting room door, greet them enthusiastically, and keep a head count of attendance. (Give them a tally counter/"clicker" so that they feel very official.)

DUTIES FOR INDIVIDUAL VOLUNTEERS


- ▲ They can make storytime name tags for the children.
- ▲ They can check a booklist and pull titles of one topic for a summer reading display. Let them pull some of their own favorites, too. Be sure to feature books on the topic of your program.
- ▲ They can make displays or posters for small areas (tops of the book shelves, ends of the stacks) and photocopy additional game boards, book lists, and reading logs.
- ▲ They can serve as projectionist for movie programs.

Volunteering is a great way to try out a career. We have a unique opportunity to introduce these students to youth librarianship. Show them how enjoyable and fun it is to work with children.

Vary their tasks and don't give them only boring jobs, like stamping, cleaning, and mending. You are investing your time to show them how to do a task. Work at keeping them interested or your time will have been wasted.

To thank your volunteers, have a skit night and pizza or ice cream (make your own sundae) party, just for fun. Or have a "lock-in" after library hours, with a movie and popcorn. If you don't want a sleep-over, send everyone home at 11 p.m. The YA's will think it's neat to have the library all to themselves. Award them "jazzy" certificates for their time and effort.

For more suggestions, see "Stuff for Kids to Do Besides Shelving Books When They Volunteer in the Summer" by Suzan Nyfeler. U*N*A*B*A*S*H*E*D Librarian, No. 73, p. 9-10.



BUDGETING

The overall amount each library budgets for its summer reading program varies widely. A basic minimum allows for purchasing such items as posters, reading records, certificates, and bookmarks. We are fortunate in New York to have high quality, affordable materials designed just for the state's theme. In addition, take into consideration the items listed below:

- ▲ performers' fees
- ▲ film rental fees
- ▲ decorating items
- ▲ supplies (arts & crafts, refreshments, paper goods, prizes)
- ▲ publicity costs, including printing
- ▲ additional staff
- ▲ insurance (for trips, etc.)

If you need to raise money to support special activities, to purchase new books for the summer program, or to provide incentives and awards, you may consider starting a special Summer Library Program Fund.

Many communities have an existing fund-raising group such as Friends of the Library. Make a special appeal to them, explaining the importance of the summer reading program and the necessity for additional funding at this time.

Solicit funds from local businesses and industry, banks and community organizations. Don't forget that many businesses prefer to donate their products, so consider asking them for refreshments following programs or as reading incentives or awards.

For additional prizes, ask at your local bowling alley or roller rink for donations. Zoos or amusement parks in your area may offer free rides, games or discounts. Video stores may provide free coupons for rentals. Shopping malls may contribute gift certificates.

You may want to have children prepare thank-you notes or present special certificates of appreciation to businesses that donate materials or funding.

By visiting possible contributors, you may develop a relationship that will last for many summers to come. Here is an example of a letter you can send to local establishments (or even better, leave with them after paying a personal visit).

Dear Store (or Restaurant) Manager (Owner):

The Bookview Public Library is planning a special summer reading program for the children of our town. The program is designed to make summer reading and the library experience an enjoyable activity for all of our young people.

This year's program theme is Read Around the Clock. We will provide a variety of time-related activities to keep children reading all summer long.

You can help us make this program work by supporting our efforts in any way you can. By giving generously to our Summer Library Program Fund, you will enable the library to provide special activities, purchase new books and offer prizes and incentives to everyone who participates.

If you prefer to donate merchandise, food items or discounts, we would be very happy to discuss ways of using them in our program. The name of your establishment will be included in our publicity materials so that our patrons will be aware of your support for an important community activity.

Please help our most important resource - our children - be part of the 1994 Read Around the Clock Program!


HERE ARE SOME ADDITIONAL FUNDRAISING IDEAS. USE THEM TO PUBLICIZE YOUR PROGRAM:

Sponsor a bake sale at the library. Ask children and parents to bake and bring in their homemade goodies. Be sure to publicize this event well: "Take Time to Bake For Books."

Set up a lemonade stand outside the library, run by teenage volunteers.

Host a box social.

Sponsor a plant sale. Ask a local nursery or garden store to donate some plants (maybe thyme?) at cost; organize a group of volunteers to sell them in front of the library, with a sign saying "Help Grow Young Readers-Read Around the Clock Summer Program 1994."



Host a service auction. Ask individuals to donate their time and service (e.g. babysitting, lawn mowing, washing windows), which can be bid upon at the auction, with the proceeds going to the library's Summer Program Fund.



PROMOTION

All of the planning efforts of even the most diligent timekeeper will be fruitless if the summer reading program is not promoted and publicized effectively. You want to generate enough interest and excitement about the program to hook as many children as possible into joining your program, especially those children who may not regularly use the library. The best way to accomplish this is through a combination of internal promotion in the library and external promotion through the schools, parents, and community channels.

Within the library, it is important that you rally the support of all staff members. Staff, volunteers, and even trustees should understand the philosophy behind the program and your goals for this year. Parents and children who enter your library should be immediately drawn to some type of visual display advertising "*Read Around the Clock*" and piquing their interest enough to seek additional information about the program. Ideas for in-house displays and bulletin boards related to this year's theme may be found in Chapter 2.

SCHOOL VISITS

Outside the library, one of the best avenues for promoting your summer reading program is through the schools where you can reach large numbers of children and parents. During the last few weeks of school when you would be making your visits, the children are beginning to make plans for the summer and their parents are looking for constructive ways to keep their children busy.

No other publicity is as effective as face-to-face invitations. School visits reach an audience that may have never heard a Public Service Announcement or been into the library to see posters. A school visit insures first-hand information, while an enthusiastic presentation will get children excited about the library.

How do you set up a school visit?

Contact your local school board or school district's administrative office to obtain permission to promote your program in the schools. A telephone call followed by a letter is advisable. Be sure to enclose copies of any flyers you plan to distribute. You might even ask to speak at an upcoming teacher's meeting. In this way, the teachers can prepare the students for your visit and do some advance promotion for you. Contact the principal of each school directly to determine the exact format for your visit or in-school promotion.

How do you promote *Read Around the Clock* in the schools?

1) Distribute flyers to the students.

- a) Bookmarks featuring theme clip art and details of the program or booklists of *Timeless Tales*.
- b) Informational flyers that also include an activity for student involvement. This type of flyer is more likely to make it home. Consider including a puzzle to solve, a picture to color, or a coupon to redeem. Many of the activities found in Chapter 5 could be adapted easily for this purpose. This type of flyer will also encourage students to visit the library to check the solution to the puzzle, to turn in their coloring sheet or coupon, or whatever, and to hopefully register for the program while there.
- c) Entry blanks for a contest promoting the program. This could be a coloring contest, design a bookmark or poster contest, or design the best clock face or most unusual timepiece. Award prizes by chance or else have lots of small prizes rather than one or two big winners.
- d) Letters to parents on library stationery. These letters could be enclosed with the children's final report cards. Two sample letters are provided for you to use or adapt.

Dear Parent,

Your child has been invited to join the 1994 Summer Reading Program, *Read Around the Clock*, at the _____ Public Library. Don't miss this timely way to encourage your child to continue reading throughout the summer! There will be a variety of activities for children from ages _____ to _____ including craft workshops, book discussion groups, and shows.

Read Around the Clock, a statewide summer reading program, begins with a kick-off party (or sign-up) on _____ (date) at _____ (time). Children who register for the program will receive a reading record to write down the titles they've read or listened to during the summer. At the end of the program, they will get a special certificate as a reward for their efforts.

If you cannot come to the kick-off party (or sign-up day), your child can still register any time at the library through _____ (date). The _____ Public Library is located at _____ (address) and is open _____ (days and hours). The phone number is _____.

Treat your child to a great time this summer and strengthen his or her reading skills at the same time. Any time is a good time to read, so join *Read Around The Clock*.

SAMPLE LETTER TO PARENTS

(on letterhead stationery)

Dear Parent:

Summer will soon be here! As you are making plans for your family's summer activities, be sure to include the summer reading program at the public library.

This year's statewide Summer Reading Program, "*Read Around The Clock*," promises a wealth of activities for children of all ages.

It has been proven that children who participate in a summer reading program maintain their reading skills better than children who do not read during the summer months. The public library offers a summer reading program with weekly activities designed to encourage reading in an enjoyable, nonacademic context. We need your help to make the program successful.

*First of all, read yourself. Seeing parents read is one of the most powerful examples a child can have. If you show that reading is an important source of information and pleasure for you, it is likely your child will view reading in the same way.

*Second, read to your child. Just a few minutes each day sharing a story or part of a book with your child can increase interest in reading. Don't stop reading to your school-age child. Children of all ages enjoy being read to. Your child may also enjoy reading to you.

*Visit the public library often. Be sure that each child has his/her own library card. Let your child discover the adventure and fun of choosing books from the library's collection. The library also has programs for children and for families.

*Finally, encourage your child to join "*Read Around The Clock*," the 1994 Summer Reading Program.

For a complete schedule of events and information about the Summer Reading Program, contact the library at (phone and address). Thank you for being our partner in the Summer Reading Program.

Sincerely,

(Your Name)

(Title)

Adapted with permission from the Colorado 1990 Summer Reading Program Manual.

- 2) Present a brief program during an assembly. If you are a bit of a "ham," you can reach large audiences in the auditorium. Dress in costume (Father Time?) or in an eye-catching way (as a time traveler with different hats? a stopwatch as a necklace?) to reinforce the time theme. Or wear a sandwich board (two pieces of poster board, front and back) advertising the program. Bring your display books and library card applications in your very own time capsule.
- 3) Pop into each classroom to deliver a short commercial for summer programs. This is especially effective if it is a surprise to the students and if it is made memorable with costumes or props. Wear a stopwatch or sandwich board, set an alarm clock, use a sand timer, play "The Syncopated Clock" as background music, or design your own time props to attract some attention. During your commercial, you could read a poem, teach a song, or tell some jokes about time (See Chapter 5), followed by a brief introduction/invitation to *Read Around The Clock*.
- 4) Deliver a commercial over the school P.A. system. Try to make the program sound as intriguing as possible, but don't promise more than can be delivered. If possible, create separate messages for primary and intermediate grades.
- 5) Visit each classroom in the school and do a program of stories and booktalks. Suggestions of materials to use that relate to the time theme may be found in Chapter 6. Once again, enliven your presentation with time costumes or props.

For example, if you choose to approach the theme as a time traveler, you might want to use stories or books from various time periods in history and wear different hats characteristic of each time period.

Or you could use a world map as a visual showing each time zone. Ask students to randomly select a time zone, then present a story whose setting falls within a country or state in that time zone.

You could also make your own time capsule (out of a Pringles can?) and enclose slips of paper with the titles of the books to be used in your presentation. Once again, students could make the selections from your time capsule.

For younger children, you might want to try a less abstract approach and concentrate on Times of the Year by exploring seasons and holidays. The Mid-York Library System created the following amusing explanation for a Holiday Hullabaloo summer program that could be used in a classroom visit:

I thought it would be fun to explore the past during the Summer Reading Program this year, and I built a time machine from a kit I purchased from an advertisement on a matchbox cover. Unfortunately, it doesn't work quite right. It wouldn't go to the past and it wouldn't go to the future. It just travels around the year and stops at holidays. But using it I've discovered it can be fun to celebrate Christmas in July. Every week when you come to the library we'll board the cock-eyed time machine and celebrate a different holiday.

After giving some details about the program and registration procedures, you could close with a great read-aloud, *Christmas In July* by Arthur Yorinks.

Booktalks

For a young adult class visit, try fascinating them with David Feldman's book, *Why Do Clocks Run Clockwise? And Other Imponderables* (Harper, 1987). Challenge them with questions like "Why don't people get goosebumps on their faces?" or "Why are hamburger bun bottoms so thin?"

If you choose to booktalk with your young adult classes, develop your program around a time theme, such as The Past, Present, and Future. You could name the title of a book without showing the cover. Have students guess if the book takes place in the past, present or future. Try to find tricky titles that don't give away the theme. Some suggested titles...

Past

CODE NAME KRIS by Carol Matas.
Scribner, 1989.

THE RUBY IN THE SMOKE by Philip Pullman.
Knopf, 1985.

LEAVING ELDORADO by Joann Mazzio.
Houghton, 1993.

Present

FORBIDDEN CITY by William Bell.
Bantam, 1990.

SON OF INTERFLUX by Gordon Korman.
Scholastic, 1985.

THE CATALOGUE OF THE UNIVERSE by Margaret Mahy.
Atheneum, 1986.

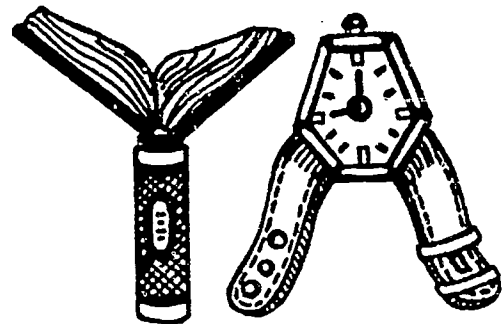
Future

EVA by Peter Dickinson.
Delacorte, 1988.

DANGER QUOTIENT by Annabel and Edgar Johnson.
Harper, 1984.

RIVER RATS by Caroline Stevenson.
Harcourt, 1992.

For a great young adult read aloud, try "Future Tense" by Robert Lipsyte in *SIXTEEN: SHORT STORIES BY OUTSTANDING WRITERS FOR YOUNG ADULTS*, edited by Donald R. Gallo.



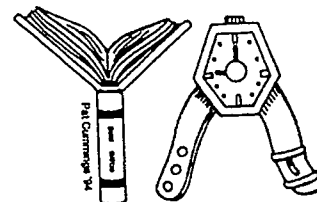
Another great YA booktalking idea focuses on Day and Night. Make a spinner for day and night. Let students spin the dial and choose from titles such as:

Day

I WEAR THE MORNING STAR by Jamake Highwater.
Harper, 1986.

THE DAWN PALACE by H. M. Hoover.
Dutton, 1988.

MORNING IS A LONG TIME COMING by Bette Greene.
Bantam, 1978.



Night

NIGHT FALL by Joan Aiken.
Dell, 1969.

LONG NIGHT DANCE by Betsy James.
Dutton, 1989.

NIGHT OF NIGHTS by Elizabeth Levy.
Ballantine, 1984.

For a young adult read aloud, try "Your Three Minutes Are Up" in *IF THIS IS LOVE, I'LL TAKE SPAGHETTI* by Ellen Conford, and don't forget the egg timer.

For a more general school presentation, you might try something like this:

Hi! I'm _____ from the _____ Public Library. This summer we're planning something really special for you! How many of you like books? (show of hands) Good! How many of you can tell time? (show of hands - hopefully the whole class!) Great, because at the _____ Public Library we're going to have a program called *Read Around The Clock*. Our program is called *Read Around The Clock* because any time of the day or night is a good time to read. Pass the time this summer and have some fun by joining the *Read Around The Clock* program. Everyone here is invited to a special party (or show, or workshop) at the library, and I'm going to give out invitations (distribute promotional flyer). Please show it to your parents, so you can come to the party (or show, or workshop)!

- 6) If visiting each class is not possible, try targeting only certain grades for visits, perhaps all second or third grade classes. Also enlist the aid of the school media specialist in promoting your program. You may be able to display posters or have a special display or banner in the media center and/or cafeteria. One of the best places for posters is on a cafeteria wall where the students have to wait in line.

Try to provide an information packet about your program for the school media specialist and teachers. Include information about sign-up requirements, kick-off events, time booklists, etc.

Here is a sample letter you can send to the teachers along with a promotional button to wear as well.

Dear Teacher,

The _____ Library is sponsoring a summer reading program designed to encourage reading in an enjoyable, nonacademic context. We hope you will encourage your students to join in the fun.

As you know, research shows that children who participated in a summer reading program in the library had significantly increased vocabulary scores in standard tests administered in May and again in September, whereas nonparticipants' scores had decreased over the summer.

The theme of this year's statewide reading program is "*Read Around The Clock*." The children will be awarded prizes for participating and reading at their level. They can register at the kick-off party on _____, or any time after that through July. Please have your students write down this date and ask them to tell their parents. We are sending you a special button which we hope you will wear to stimulate the children's interest in this program.

Thank you so much for your cooperation. We hope we can help you by sending "well-read" students, excited about books, back to school in September!

- 7) Do a presentation at an end-of-the-year PTA meeting. Use your summer reading program as an opportunity to encourage reading as a family activity. Hold a kick-off program for *Read Around The Clock* which involves both parents and children. If at all possible, have the parents and children come to the same event, breaking into separate groups after a welcome and explanation of the library's summer reading program.

During the Parent Component:

Invite a local reading specialist to give a brief presentation to the group. Colleges, universities, or local school districts are all sources for speakers. The speaker should keep it short and realize that the audience is parents, not educators or other specialists.

Have a guest book for parents to sign and include addresses so that you can send invitations to future events or other information. Perhaps you can have a midsummer parent/child get-together. You could share interesting new titles and allow families to swap experiences and favorite titles.

Provide refreshments to foster an informal, social atmosphere.

Parents not in the habit of reading aloud may be hesitant to make their first choices. Prepare a list of books you think are especially suited to the purpose. Draw attention to the list and, if possible, make enough copies to give away. Have a display of books from the reading list so individuals may easily pick them up at the end of the program.

Booktalk your parents! Draw their attention to books for adults that will help them get started reading aloud or inspire them. *The Read-Aloud Handbook* by Jim Trelease, which contains lists of proven read-aloud "winners," is excellent. Describe or quote briefly from one or two titles.

At the end of the parent component, bring both groups back together and have someone read a story or chapter to the entire group. The reader should be prepared with an enticing selection, but it should be read, not performed. While everyone enjoys a good storyteller, we want to convince parents that reading and listening together is a pleasurable experience within any family's reach.

There is a rationale for stressing brevity in the parent's program. We want parents to find the program interesting and quick-moving, but we also do not want to overwhelm them with the idea of reading as a family. If parents think they will have to make overnight radical changes in the family's routine, the read-aloud experience may not even get started!

Have a handout for parents to take home and digest at their leisure. A sample sheet, "Tips for Parents," is provided.

TIPS FOR PARENTS

Your involvement with your child this summer can make all the difference in whether the summer reading program is an exciting adventure or a frustrating disappointment. Here are some ideas to help you make this summer's reading program all that it can and should be for your child.

- **Help your child set a realistic book goal for the summer.** Try to encourage a goal that will challenge the child but not so ambitious that book enjoyment becomes a chore or successful participation too great a challenge.
- **Establish a regular time for reading in your home for all members of the family.**
- **Offer to share stories at bedtime or as dinner conversation.**
- **Encourage your child to share favorite stories with you.**
- **Show genuine interest in the stories or programs your child discovers during the summer.**
- **Appreciate all books the child selects, even the ones that look "too easy."** Summer is a time for fun, after all, and you can always guide your child to a more challenging book the next time you visit the library.
- **Read to your child.** Even if children are able to read themselves, they still enjoy hearing good stories read to them.
- **Read yourself!** And make sure your child knows you enjoy reading. There is nothing like a good role model.
- **Help your child attend special library programs.** Many children appreciate going with friends. Your child might like to be able to invite a friend or two to attend also.



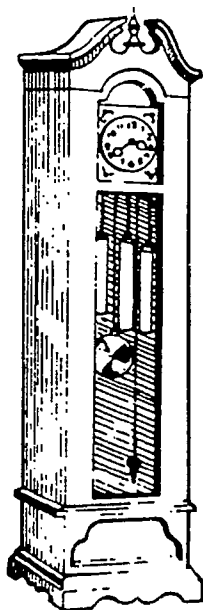
Pat Cummings '94

Used with permission from the Colorado 1990 Summer Reading Program Manual.

COMMUNITY PROMOTION

Spreading the word through your community will make parents, caregivers, and recreation providers aware of the library's summer reading program. Here are some ideas about where to publicize the library program:

- Have your activities listed in "community calendars" such as those in the local newspaper, church bulletins, other organizational newsletters, and as radio public service announcements.
- Contact local youth organizations such as Boy Scouts and Girl Scouts, local Y's and the town recreation or parks department.
- Hang posters in malls, stores, banks, fast food restaurants, bowling alleys, churches, arcades, swimming pools, parks, museums, laundromats, bus stops, medical offices, and the post office.
- Recruit local artists or school art classes to paint the window of a prominently located store with *Read Around The Clock* signs. Food stores and supermarkets are wonderful places for this.
- Contact a local bank or other agency which offers a time and temperature telephone service. Perhaps the opening message on the recording could promote the library's *Read Around The Clock* program.
- Talk to community groups, such as the home schoolers' association, the Child Care Council, day care centers and preschools, and your own library preschool storytime parents and caregivers. You may also want to distribute flyers or letters to these groups to encourage their participation. A sample letter to parents of preschoolers is provided for your use.



SAMPLE LETTER TO PARENTS OF PRESCHOOLERS

.....

(on letterhead stationery)

Dear Parent,

I would like to invite you to enroll your child in this year's summer reading program, "*Read Around The Clock*," at the _____ Library. Just because your child can't read yet doesn't mean he or she is too young to join the program. Our program is designed not only for children who read on their own, but also for children who have books read to them by parents, grandparents, older brothers or sisters, babysitters, and others.

We want to help your child discover a life-long love of books and reading. Research has shown that an early introduction to books and reading makes a significant difference in a child's success in school. It's never too early (or too late) to begin reading to your child.

The reading program is free; it's easy to join. It doesn't require a large commitment from you, other than the time you spend reading to your child. The rewards are significant.

For a complete schedule of events and information about "*Read Around The Clock*," contact the library at (phone number and address). Thank you for being our partner in the Summer Reading Program.

Sincerely,

(your name)

(title)

PUBLICITY

One of the best ways to publicize *Read Around The Clock* in your community and to generate broad interest in your program is by using the mass media.

- Arrange for an interview on a local radio or TV program.
- Use cable television. Most systems can run computer-generated announcements of local non-profit events on the public access channels.
- Prepare PSAs for your local radio and TV stations. Public Service Announcements are generally 20, 30, or 60 seconds long. They are brief announcements of immediate interest. Some radio stations will have a DJ read your written PSA onto a tape or live on air. Other stations would rather use your voice. The station manager will decide if they want your voice and will usually be glad to help you through the procedure. Remember that radio and TV stations often produce PSAs from three months to six weeks before the event.

Here is a sample radio 20-second PSA:

Anytime is a good time to read, so register now for the
_____ Library's free summer reading program,
Read Around The Clock, for young people, preschool through grade 6.
Have fun this summer and spend some time with a book.

PRESS RELEASES

Send frequent news releases to your community's newspapers, pennysavers, and free shoppers' guides. It would be wise to prepare some of your press releases in March or April before the pace picks up.

Guidelines for Writing Press Releases:

1. At the top left on letterhead stationery, type a contact name (your name), phone number, and release date for the article ("For release May 15" or "For Immediate Release").
2. Type the article double-spaced. Indent paragraphs and use wide margins to make it easy to read and edit.
3. If you include a headline, capitalize it. "LIBRARY SUMMER READING PROGRAM SLATED FOR JUNE 20"
4. Limit your article to one page if possible, but no more than two pages. Anything over two pages becomes a feature article. Type "(more)" at the bottom of the first page if you continue to a second page. Type "30" at the end.

5. Do not split a paragraph at the end of a page.
6. Put the most important information in the first paragraph: who, what, when, where, and why.
7. Remember your audience. You want to introduce the summer reading program to people who have yet to discover library activities. Provide the rationale for the program and include the location, hours, and phone number for the library.
8. Attach a black and white photo of local children to your press release if possible. Horizontal photos are most frequently used in print media. Do not write on photos. Attach a separate paper with the names of the individuals in the photo.
9. Send your press release 10 days to two weeks before your event.
10. Also write a letter to the editor reporting on the opportunity children will have to join the reading program at your library. Some people read letters to the editor sooner than the news.

SAMPLE PRESS RELEASE

(Letterhead stationery with library name, address, and logo)

Contact: (your name, title, phone)

Current Date:

FOR IMMEDIATE RELEASE

Read Around The Clock is the theme for the 1994 Summer Reading Program to be offered through the _____ Library. This summer young people, ages _____ through _____, can make good use of their vacation time and have fun, too, by participating in the *Read Around The Clock* program, which will begin on _____ (date) at _____ o'clock with a gigantic kick-off event at the library. Featured at the kick-off party will be _____, who will entertain the crowd eager to sign up for the program.

Read Around The Clock is a statewide reading incentive program sponsored by the New York State Library. Each child registered for the free program will keep a record of books read and will receive a certificate at the end of the program in August. Special activities such as crafts, storytelling, book discussions, and fun parties will be held throughout the summer for program members.

Read Around The Clock is designed to encourage children to keep reading through the summer. It offers an excellent opportunity for children to strengthen their reading skills and to nourish their minds with good books.

Contact the library at _____ (address and phone) for registration information and a complete schedule of activities. Library hours are _____.

POST-EVENT PUBLICITY

Post-event publicity is a sure-fire way to increase attendance at your next event. Send a brief press release about your successful program to the newspaper. Include photos with children's names attached. Or, invite a reporter to the library for your event. Local newspapers are happy to get upbeat news of local interest. Hang photos of your past event around the library, with a sign telling patrons about forthcoming programs.

Here is an example of a post-event press release that can be easily adapted to fit your program:

Contact:

Date:

For Immediate Release

Bookville Kids Dig Up Their Past

Children and parents dug together to find their roots last Saturday at the Bookville Library's Build Your Family Tree Workshop. Youngsters learned how to construct a basic family tree, with parents providing actual names and data. Over 25 young people, ages 8-12, participated with a parent in this productive workshop. Jayne Brown of Center Street, age 10, spoke for the group: "My time at the library workshop was worth it! Now I know my family from generation to generation!"

The Family Tree Workshop was part of the library's *Read Around The Clock* summer reading program in which over two hundred children are currently enrolled. The program encourages reading through participation in exciting activities which are held throughout the summer. Registration for *Read Around The Clock*, for ages preschool - 12, is currently taking place through July 15th at the library (include address, telephone, business hours).

—30—

PATRONS WITH SPECIAL NEEDS

Be mindful of patrons with special needs who would enjoy participating in your summer reading program and make adjustments as necessary to tailor your program to these patrons. Provide enough alternatives so that children with special needs can find an appropriate way of participating without being singled out.

Cassie Hamm, Youth Services Librarian at the New York State Library for the Blind and Visually Handicapped, offered many valuable suggestions for the 1993 Book Banquet, and they certainly bear repeating for this year's program as well.

MAKE YOUR SUMMER READING PROGRAM TRULY A TIME FOR ALL YOUNG LIBRARY PATRONS.

Can kids who read with their fingers or their ears join the summer reading program? The answer is yes if your library works with your **Regional or Sub-Regional Library for the Blind and Physically Handicapped**. Children who are blind, or reading/learning disabled, or who have a physical disability which prevents the use of regular print books, may borrow books on cassette, disc, and in braille from one of several libraries in New York State.

Contact the library for your region listed in this section and find out how to provide reading materials for children who cannot use print books.

HOW TO REACH YOUNG PEOPLE WITH PRINT HANDICAPS AND OTHER DISABILITIES

1. **PUBLICITY** - When you make school visits, be sure to include teachers of special education and resource classrooms. Include a letter to parents of kids in these programs that your library will be able to have special format books available. The Regional and Sub-Regional Libraries for the Blind and Physically Handicapped will also be contacting educators to inform them of the importance of the statewide summer reading program.
2. **READING LISTS** - Note that the reading list in this manual (Chapter 6) is annotated as to title availability in special formats (braille, disc, cassette). If you wish to have your local list annotated, contact your Regional or Sub-Regional Library for the Blind and Physically Handicapped
3. **PRIZES, AWARDS** - Many prizes are just as appropriate for children with visual or physical disabilities as for their non-disabled peers. Give this a little thought when you are selecting prizes.
4. **CERTIFICATES** - Certificates should be in large print wherever possible so that they can be read by children with low vision or who are dyslexic. For information on brailleing a certificate, contact your Regional Library (upstate or downstate).
5. **INCLUDE ALL CHILDREN** - Children who have many different types of disabilities need to be encouraged to participate in your library's summer reading program. Have special format books available (check the Timepieces section of this manual).

Adapt programming to allow signing for children with hearing impairments and provide special assistance during programs for children with developmental disabilities.

Some libraries use young adult volunteers to assist with summer reading program activities and these young people can also assist with book selection and reporting.

6. **QUESTIONS, CONCERNS, PROBLEMS** - Call the Regional or Sub-Regional Library for assistance with making your Summer Reading Program accessible to children and YA's who cannot use print books.

LIBRARIES FOR THE BLIND & PHYSICALLY HANDICAPPED— REGIONAL & SUB-REGIONAL

UPSTATE

New York State Library for the Blind & Visually Handicapped, Cultural Education Center, Albany, NY 12230. (800) 342-3688; (518) 474-5935. Contact: Cassie B. Hamm, Youth Services Librarian.

NEW YORK CITY

Andrew Heiskell Library for the Blind & Physically Handicapped, New York Public Library, 40 West 20th Street, New York, NY 10011. (212) 206-5400. Contact: Sally Campbell, Children's Librarian or Agnes Beck, Young Adult Librarian.

NASSAU COUNTY

Talking Books - Nassau Library System, 900 Jerusalem Avenue, Uniondale, NY 11553. (516) 292-8920. Contact: Dorothy Puryear, Chief of Special Library Services.

SUFFOLK COUNTY

Talking Books Plus - Suffolk Cooperative Library System, 627 North Sunrise Service Road, Bellport, NY 11713. (516) 286-1600. Contact: Julie Klauber, Outreach Services Administrator.

Pat Miller, New York School for the Deaf, offers the following advice for including deaf children:

WAYS OF APPEALING TO DEAF CHILDREN:

All of the following suggestions will make your library more congenial to deaf children and to other children as well. The suggestions are based on the burgeoning library use at The New York State School for the Deaf, Rome, NY, and on the feedback of some of our deaf students who were asked what I should tell you.

1. **Don't rely only on books** in your summer reading program. Encourage the use of magazines, newspapers, and captioned videos. Be sure you have a list or other means of knowing which videos in your collection are captioned. Also, for books, actively encourage the reading of non-fiction. Stories often have more difficult concepts and language than non-fiction. Concrete language is easier for deaf children than abstract language.
2. **Be clear about the focus** of your program. If it is reading, then don't make the children struggle to locate books. Arrange books and magazines so that they are easily visible with covers showing. Deaf children like books with simple, concrete text and colorful pictures on most, if not all, pages. High-interest, low-reading books can be useful.
3. **Smile a lot.** Learn a few signs. All children appreciate a smile, but facial expressions are an integral part of sign language and particularly important to deaf children. Don't be nervous. Deaf children are perfectly normal!
4. **Post library rules** in very simple language in a central location. This idea was contributed by a deaf student and his entire class nodded in agreement. What are your fines? When is a book due? What happens if you fight in the library? How much does it cost to make a copy?
5. **Have visual aids for instruction.** For example, mark a calendar to indicate the day library books are due back.
6. **Include some movies/videos** in your program. Publicize the event very early. Be sure they are captioned or get an interpreter. Consider allowing children to use captioned movies for reading credit. Get information about the availability of caption decoders for loan from your library system. Encourage the purchase of the captioned version of a video when that is an option available.
7. **Provide special services.** If at all possible have a deaf storyteller visit your library. Be sure to provide a reverse interpreter so that your hearing children can fully participate too.
8. **Try to enlist a deaf adult volunteer** to assist you with other ideas and with being sure that deaf children get the word that they are welcome in the library.
9. **Have attractive displays everywhere.**

Welcoming all children is the key to including children with special needs! For example, Stephanie Rubin of the Sayville Library printed the following announcement as part of her regular reading club flyer:

Note to parents of children with reading disabilities: Your child can join the Club, too. We can tailor the program for your child, e.g.: 15 minutes daily independent reading at home, listening to a family member reading aloud, or listening to books on tape.

Her flyer goes on to encourage those parents to come in and speak to her personally to make arrangements for their children to join. What an inviting approach for those who are keenly aware of their child's "differentness" and concerned about helping their child to deal with a handicap.

Diana Norton of the Mid-York Library System suggests that you provide enough alternatives so that children with special needs can find an appropriate way of participating without being singled out. Alternatives she mentions are team formats, accepting either oral or written reports, reading partners, counting time rather than pages and counting time listening as well as reading.

Anne Simon of the Division of Library Development at the New York State Library suggests sending announcements of the summer reading program to the following: Boards of Cooperative Education; local school districts; private schools for students with disabilities; Special Education Training and Resource Centers in your area; and Head Start programs. These announcements should inform parents that reading to students is as valuable as the students reading by themselves.

Don't forget to reach out to the home-schooled children in your area, perhaps by contacting a group such as your local LEAH chapter.



Pat Cummings Inc.

NON-ENGLISH SPEAKING PATRONS

With the influx of people from other countries, librarians are increasingly concerned with providing services for non-English speaking residents. The growth of this population has been dramatic—in some communities in New York, the non-English speaking population actually outnumbers those for whom English is their native language.

One of our primary goals in working with this group is to reach the parents of preschoolers, age three or four, so that we can instill the habit of reading while they are at an impressionable age. Although many of their parents may not be able to read to them in English, the adults can be given materials in their own language to read aloud. In this way, the parent can be expressive and not have to struggle through a story written in an unfamiliar, strange language. Children who are read to in any language will be better readers when they enter school and become bilingual.

Here is an example of a letter, in Spanish, to parents of preschoolers urging them to sign their children up for the Read-to-Me Club:

Queridos Padres:

Su hijo/a ha sido invitado/a a participar en *Leyendo a todas horas* en la Biblioteca Pública de _____. ¡No pase por alto esta tentadora manera de animar a su hijo/a que continúe leyendo durante el verano! Habrá varias actividades para niños y niñas entre las edades de _____ a _____ años, incluyendo talleres de artesanía, lectura de cuentos y representaciones.

Leyendo a todas horas, un programa de lectura de verano por todo el estado, empieza con una fiesta de apertura el _____ (fecha) a las _____ (Hora). Los niños y niñas que se inscriban en el programa recibirán un récord de lecturas para anotar los títulos que han leído u oído durante el verano. Es muy importante que le lea a su niño/a de edad preescolar. Puede leerle en español si usted lo prefiere. Su hijo/a disfrutará oyendo los cuentos y aprenderá a ser un buen oyente. Al final del verano, recibirán un certificado especial como premio por sus esfuerzos.

Si no puede venir a la fiesta de inauguración, su hijo/a aún se puede inscribir en la biblioteca hasta _____ (fecha). La Biblioteca Pública de _____ está situada en _____ (dirección) y está abierta los _____ (días) de _____ a _____. (hora) El número de teléfono es _____.

Obsequie a su hijo/a con un buen tiempo este verano y ayudele al mismo tiempo a fortalecer su habilidad para leer. ¡Sea nuestro/a invitado/a en *Leyendo a todas horas* 1994!

Used with permission from the New York 1993 Summer Reading Program Manual.

CHAPTER 2

SETTING THE CLOCK

DECORATIONS

DISPLAYS



SETTING THE CLOCK

Decorations and displays within the library serve to advertise your program to the entire community and, if successful, may increase inquiry about *Read Around the Clock*. For those children already registered for the program, your in-library promotional materials will make the program even more enjoyable and can provide a visual record of participation and achievement.

Doors, windows, stack ends, floors, ceilings and tables are all potential spaces available for displays. Here are some possible approaches to decorations and displays which you could consider in designing your *Read Around the Clock* materials:

- Construct a large, 3-dimensional mascot such as a clock figure or a theme item, such as a time machine or a time capsule.
- Hang banners with slogans from the wall or ceiling.
- Create a large game board for the bulletin board, table top, or floor.
- Use your bulletin board or wall for a visual display which not only advertises your program but marks children's progress as well. This is the kind of display which allows a child to add something or move a marker for each library visit or for each book read. This is a great way to publicly recognize participants' achievements.

Keep in mind that the time theme may be interpreted rather broadly, and you may choose to concentrate on one of the *Read Around the Clock* "sub-themes."

For older children who grasp the meaning of time and telling time and the abstract concept of the passing of time, you could choose *Read Around the Clock* and focus literally on clocks, watches, hours, minutes, timepieces, time zones, time management, and so on. Or you might select the "sub-theme," *Read Around the Clock: The Past, Present, and Future* and develop your program around time travel, time capsules, time machines, genealogy, customs and memories.

For younger children, especially preschoolers, it may be more appropriate to design your program around a "sub-theme" such as, *Read Around the Clock: Morning, Noon, and Night*. With this focus, you would concentrate on day, night, breakfast, lunch, dinner, bedtime, storytime, playtime, and day by day in general. You could also use *Read Around the Clock: Celebrate Times of the Year*. With this approach, you could have fun with the seasons, holidays, life cycles, and growth. (See Chapter 1 for ideas related to this approach.)

For your young adults, using a literal time theme would allow you to do some creative things with timelines, time zones, time travel and simply timed activities. (See Chapter 3 for details on a YA Timeline Game.) This group might also enjoy a music time theme, such as *Read To The Beat*, concentrating on music, dance, beat and rhythm.

No matter which approach you choose to the theme *Read Around the Clock*, you will find a broad range of wonderful decorating and display ideas in this chapter and in Chapter 3.

Student artists should not be overlooked when seeking assistance with your decorating projects. Consider planning a coordinated effort with an art teacher from a local school. Such a project must be initiated as early as possible in the school year. Art classes can design murals, collages, dioramas, masks, or posters to be displayed in your library all summer.

Young adults may also be asked to help design promotional materials, such as flyers, bookmarks, or posters, for the summer reading program.

For several years libraries in Nassau and Suffolk counties have conducted successful YA poster contests. The libraries approach the junior high or high school art teachers and ask them to announce the contest, the rules, deadlines, and prizes. The promotional materials generated by the contest have a distinct look which appeals to teens.

Local artists or librarians may be invited to judge contest entries — all black line drawings 12" x 18" or 14" x 17", on white paper and camera ready. Contest winners are given an award, and winning artwork is enlarged or reduced according to need. To stay on track timewise, winners should be selected by the end of December.

3-D VISUALS

Hourglass

Create a 4-5 ft. tall hourglass, using clear plastic. Make it 3-dimensional so that "sand crystals" can be dropped in. Each grain of sand could be represented by beige and white octagonal slips of paper. As books are read, children could write their name and the title of the book on a paper "grain of sand" to be dropped in the hourglass. If a 3-D display can not be constructed, design a flat figure and tape on the grains of sand. For your logo, consider: *As Summer Passes... These Are The Books of our Lives.*

Grandfather's Clock

Paint a refrigerator carton to look like the grandfather's clock found in Hickory, Dickory, Dock. Cut a door in front and back. Have children "go through time" to sign up for your program or to report on books read.

Time Tunnel

Turn a refrigerator carton on its side to create a time tunnel. Cover the box with dark cloth or paint and decorate with stars, moons, planets, etc. (possibly made with aluminum foil).

Time Capsule

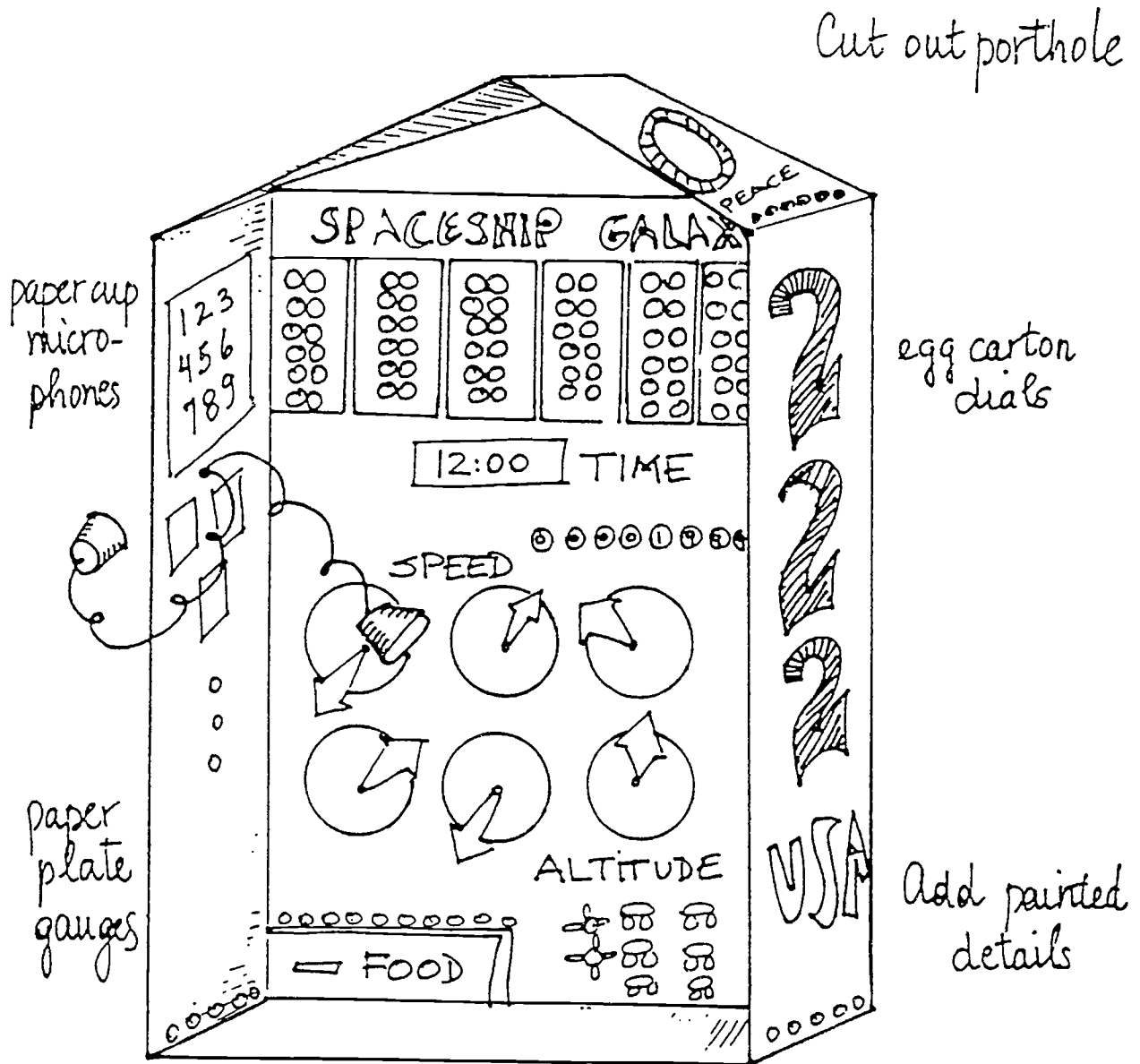
Use a refrigerator carton to make a time capsule large enough to step into, or use a shoe box to make a small one to dip into for a question to answer when reporting on a book or for the selection of a time period for the next book to be read.

Time Mobiles

Create mobiles to hang around the library to promote books related to the time theme. You will find great figures in the program clip art to use as patterns for your mobile cut-outs.

BACK TO THE FUTURE

Refrigerator Carton Time Machine



DISPLAYS

Set up a display of different timepieces — pocketwatch, egg timer, sundial, clock radio, cuckoo clock, stopwatch, hourglass, and so on — or use them as accents around the Children's Room. Include the gamesheet, "Clocks, Clocks, Clocks," with your display items. (Game sheet may be found in Chapter 5.)

For Time Travelers, begin in the Age of Dinosaurs and have a stuffed dinosaur display.

To focus on The Past, Present, and Future, there are a variety of historical book displays to tie to the theme:

"A Century of Reading" — classic books

"Look Back on Books" — history and development of children's books

"A Century of Dewey" — books from each Dewey Decimal category, 000's to 900's .

"Step Back In Time" — time travel books to the past.

Contact a local museum for a loan collection of old timepieces, calendars, newspapers and magazines.

Create a gigantic timecard. As children join the *Read Around the Clock* program, they each sign in on the official timecard.

Host a program based on Bruce McMillan's book, *TIME TO...*, which shows a typical day in the life of a kindergarten boy, from the time he wakes up until the time he goes to bed. Have program participants bring in photographs of themselves which describe their daily activities, hour by hour. The photographs can be compiled into Time To Booklets, with children adding captions and drawing clocks and other decorations. Finished clock books could be displayed in the children's area and would be a nice way to recognize program participants.

Have a "time clock" where children can "punch in" when they return or record books and "punch out" when they leave with a new selection of books.

For sports enthusiasts, have a "Time Out for Reading" display which would feature sports books along with stop watches, tennis shoes, helmets, balls, and other sports equipment. The National Education Association of New York jointly sponsors a campaign with Major League Baseball called, "Hit the Books! There's No Off-Season For Learning." You may contact them at 217 Lark Street, Albany, NY 12210, 1-800-66NEA/NY for more information or to possibly obtain a "Hit the Books" Major League Baseball poster.

Put up a display entitled, "How Long Does It Take?," which could help children learn about estimating time. List various jobs, chores, activities, etc. and have children guess how long it takes to accomplish each of the tasks. Some of the activities on the list could actually be done in the library, such as "How long does it take to walk from the front door of the library to the children's area?" Allow children to use a stop watch as an added treat.

Bulletin Boards And Wall Displays

"Anytime is The Right Time To Read!" Beneath this slogan, attach a huge paper clock. Instead of numerals on the clock, use book jackets that tie into the time theme.

Create a Time Train on your bulletin board which encourages children to "Take The Time Train To Reading!" Make the various cars of the train (engine, coal car, freight car, caboose etc.) out of posterboard or tagboard. The wheels on the train could be made to look like clocks. Make seven cars for your train, one for each day of the week. Under the train cars, include the following captions:

Sunday, off we go!
Monday, moves real slow.
Tuesday, speeds up a little.
Wednesday, it's right in the middle.
Thursday, No. 5 in line.
Friday, always right on time.
Saturday, can be lots of fun, now that the week's all done!

Book jackets for recommended great reads (like Eve Merriam's *Train Leaves The Station*, 1992) could be "cargo" in the train cars.

You can find directions for making a Night-Time Animal Mural in Lionel Bender's book, *Animals of the Night*, Gloucester, 1989, p. 30-31. Along with directions and materials needed, there are illustrations of a variety of large and small animals of the night, which can be used for tracing the outlines of the animals for the mural. Tie this in with the game sheet, "Night or Day?," found in Chapter 5.

Create a large timely scene, perhaps a seasonal picture, across the bulletin board and cover it with individual squares of paper to resemble days of the month on a calendar. Each day of your summer reading program remove one square until the whole picture is revealed!

Incentive Displays

This type of display, usually done on a wall or bulletin board, allows children to add something or move a marker each time they read and record a book or visit the library. An incentive display can serve as an impressive visual record of participation in the summer reading program and can help keep young readers motivated.

Put up a large world map and indicate the 24 time zones. Children move across the map by reading about several countries in each time zone or by reading stories whose settings are within the different time zones. Use a clock or airplane with the child's name as a marker. This approach to the theme could tie in nicely with a storytime featuring such books as Marilyn Singer's *Nine O'Clock Lullaby* (1991) and Ellen Kandoian's *Is Anybody Up?* (1989).

For the younger set, make a large grandfather clock (as in Hickory, Dickory, Dock). Each child has a mouse "marker" which they start at the bottom and move up one side of the clock and down the other as they read more and more books.

Divide the bulletin board in half and cover with light and dark paper to create a Day/Night scene. As books are read, each child can write his name and the name of a book on a figure which the child has colored and decorated and which will be used to "fill in" the Day/Night scene: sun, clouds, birds, rainbow, flowers, trees, bees, animals, nocturnal animals, stars, moon, etc. More ideas for creating night sky pictures, moon scapes, waning and waxing moon cut-outs, roosters, etc. can be found in Chapter 5.

Give each child a paper "clock" with a special "13" in the middle. Tie this in to 13 story hours or 13 club meetings during June, July, and August. The hands on each clock are fastened with a brad in the middle and can move one hour each week, until those with perfect attendance "strike" 13 for a special prize.

Make a "Growing" Father Time on a large blank wall in the children's area which can visually measure the total number of books read by program participants. Use white butcher paper on a roll to draw a very tall Father Time figure. His robe should be quite straight from below the arms to the hem. Cut the body section apart so that Father Time's top starts out on a very short section of robe with his feet sticking out from underneath. The "excess body" can be subdivided into short sections with a piece being added after each 25 (50, 100 or whatever) books are read. Father Time will grow taller and taller and may even end up partially stretched across the ceiling!

Give each child registered for your program a blank month's calendar (on an 8 1/2 x 11 sheet). Children could color or decorate their calendar sheets before hanging them on the bulletin board or wall. For each book read or for each library visit, children could place a seasonal or book-related sticker on their calendar to mark a special day of their choice. For children who contract to read a specific number of minutes per day, perhaps a sticker could be placed on each day that the goal is met.

Read Around the Clock...Year In and Year Out! Turn your bulletin board into a yearly calendar. As children record books read, they may add a paper cut-out (which they can also color or decorate) under each month:

January	skates, sleds, mittens
February	hearts
March	kites
April	umbrellas
May	flowers
June	ice cream cone
July	flag, sailboat
August	watermelon slice, pail and shovel
September	apple, autumn leaf
October	pumpkin
November	turkey
December	snowflake, snowman

Have your readers create a Hanging Timeline. See "Deck the Walls" in Chapter 3 for details.

Reading Games

Reading games can usually be adapted in 3 ways:

1. As an individual game reproduced on 8 1/2 x 11 sheets, one for each program participant.
2. As a bulletin board or table top game, enlarged sufficiently so all program participants can play at the same time.
3. As a co-active floor game, with each game square reproduced on 8 1/2 x 11 sheets and laid out on the floor. Obviously, a floor game in the library would probably have to be a one-day-only special activity. Perhaps it could be incorporated into a weekly club meeting. Children could divide up into teams of 2 players, one to throw the die, the other acting as a playing piece. Partners could switch roles at the midpoint.

Details for a fun YA Timeline Game are provided in Chapter 3, under the heading "Reading Games."

BEGIN AT
TIME SQUARE



1784-1864
Date Line
Move Down
to #1

THE GAME • THE GAME • THE GAME
**BEAT THE
CLOCK!**
THE GAME • THE GAME • THE GAME

Mark Time at #19 -
Lose 1 Turn

Take a STITCH
in time -
Move ahead 9

Caught Killing
Time -
Lose 1 Turn

Enter Time
Machine -
Move ahead 2

Time Lapse -
Take another
turn

Take
Time -
Move
ahead 1

Tea Time -
Move ahead 1

Follow Time Line to #58

Wrinkle
in time -
Move
to #63

Time Warp - Move ahead 3

CONGRATULATIONS
...
You Beat The Clock!



Time Out -
Lose
1
Turn

Attack of
Time-Flies!
(Tempus Fugit!)

Move to #77 -
Avoid
Time-Flies!

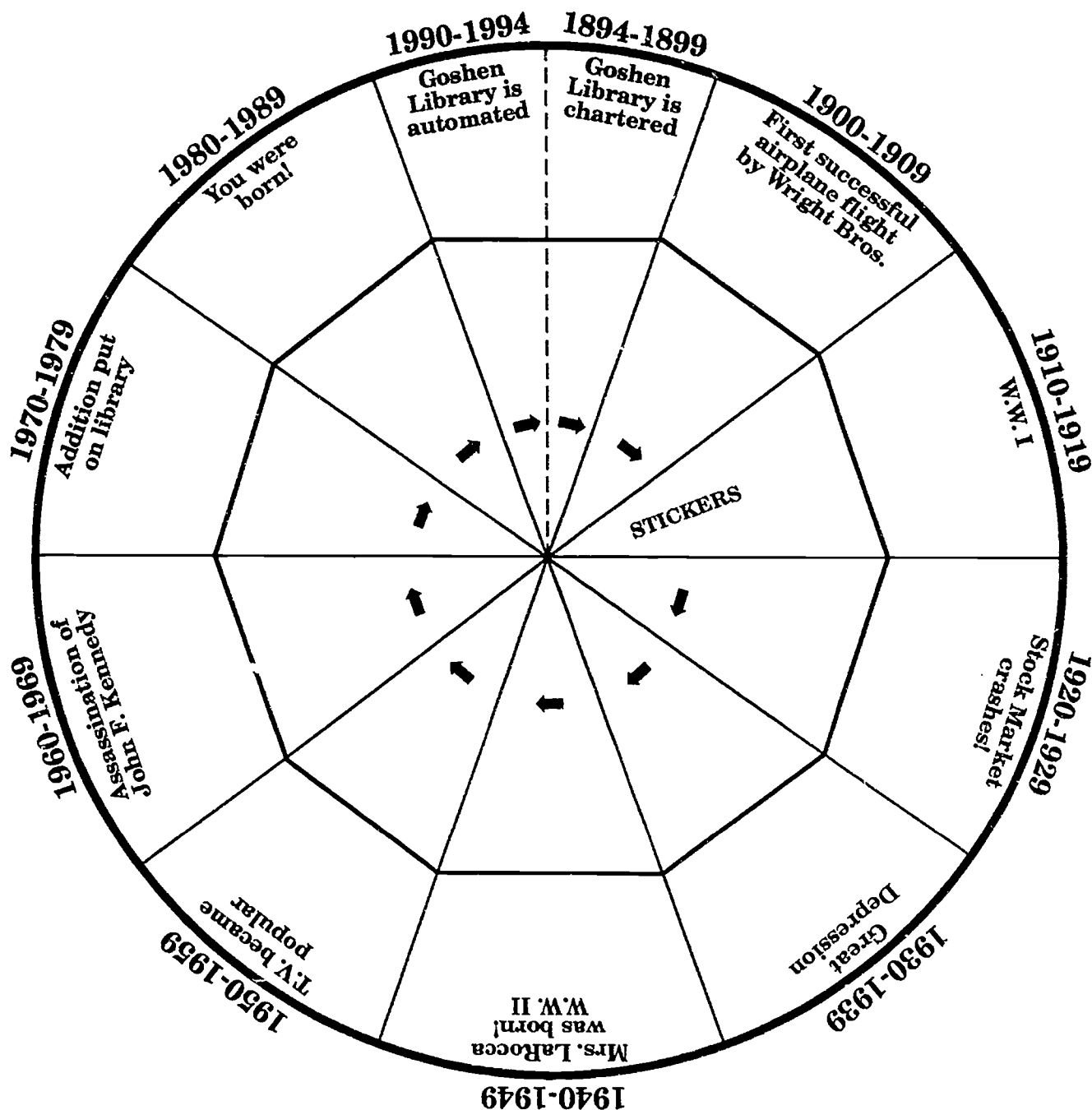
Hide from the
Time-Flies!
Lose 1 Turn

Quantum Leap -
Move to #83

51

50

A Local History Timeline Game will be used this summer by the Goshen Public Library in honor of its 100th Anniversary. Important events are listed by decade on the outer edge of the circular timeline, with 1894 meeting 1994 at the "12" position. Inner spaces are left open, to be filled in with stickers as books are read and recorded. Different colored stickers will be used for each "spoke"(section). Here is a preliminary model for a circular timeline:



SOUND THE ALARM FOR SLOGANS!

Coordinate your signs, book displays, publicity materials, and bulletin boards with the time theme by using some of the clever phrases and slogans from the list below:

All-Time Hits (classics, vintage films, award winners)

Anytime Is The Right Time To Read

Be An All-Time Reader

Beat The Clock

Beat Your Way To A Book

Book Break

Book-It To The Future

Book Some Time With Your Kids...And Read!

Book To The Future

Book Watch

A Calendar Of Reading

Celebrate The Seasons: Times Of The Year

A Century Of Reading

Champions Take Time To Read

Chartbusters

Clockwise

Don't Become Extinct...Read

Don't Get Behind The Times...Read

Father Time

From Time To Time

Futurists

Go Back In Time With Books

Good Books Are Timeless

Good Books, Good Times

Got A Minute? Read!

Growing Up With Books

Have The Time Of Your Life...Read!

Hey, Kids, What Time is It? It's Reading Time

Hibernate With A Good Book

Historians

If You Don't Read, You're History

Imagine A Time...

In The Nick Of Time

It's About Time

It's Never Too Early To Read

It's Showtime

Journey Through Time With A Book

Look Back On Books

Make A Date To Read

Make Reading A Family Affair

A New Wrinkle In Time

Now Is The Hour...Devour A Book

Now Is The Time To Read

Once Upon A Time

Passing The Time Of Day

Past, Present And Future

Perennial Favorites

Perfect Timing

Pocket Watchers

Race Against Time

Read A Book In A Cozy Nook

Read: Morning, Noon And Night

Read Overtime

Read The Future...

Read To The Beat

Reading — A Time-Honored Tradition

Reading Is Timeless

Reading: Its Time Has Come

Rise And Read

Rock Around The Clock

Slumbertime Choices

Sound The Alarm — Read

Spend Time At Your Library...

Spend Time With A Book

A Stitch In Time Saves Nine

Stories From The Beginning Of Time

Striking Stories

Take Time To Read

Tempus Fugit (Time Flies!)

There's No Time Like The Present To Read

Tick-Tock-Read Around The Clock

Tick Tockers

Time And Time Again

Time Capsules

Time Flies When You Read

Time Honored Tales

Time Is Running Out — Read!

Time Marches On

Time On Your Hands? Read A Book

Time Out For Reading

Time To Join The Reading Team

A Time To Share

Time Travellers Take Off At the Library

Time Trekkers

Timekeepers

Timeless Tales

Timely Treats

Timepieces

Time's A'Wasting...Sign Up Today!

Times Past (Historical Fiction)

Times To Remember

Time's Up

Wake Up And Read

Watch For These Coming Attractions...(books, programs)


Watchdogs

Watch Out For Books!

Wrist Watchers

Year In, Year Out... Read

Zone Out With A Good Book



CHAPTER 3

KEEPING TIME



.....

:55

KEEPING TIME



Although the well-decorated bulletin boards and the eye-catching displays, such as a 3-D time machine in the Children's Room, are necessary to entice children to participate in the library's summer program, they are only promotional gimmicks if they are not tied to a well-structured program of reading and related activities.

With the help of enthusiastic and knowledgeable staff as program "timekeepers," *Read Around The Clock* should bring together a winning combination of eager readers, potential readers, and an exciting collection of books and other resources.

There are many ways to run a summer reading program, but whichever format you choose, remember that the object is to encourage the enjoyment of reading. Competitive reading programs do not usually result in lasting benefits. The rules and regulations of the best programs are those tailored to help each child experience a feeling of personal accomplishment.

READING CONTRACTS

In this letter published in an issue of *School Library Journal* (1988) the late Ruth Goetz who was children's librarian at the Longwood Public Library in Middle Island, NY, described her approach to summer reading. The letter read in part:

Our library has been using an individualized approach for a number of years now with successful results. We do not prescribe the number of books each child "must read" during the course of the summer reading club; rather, we allow the child to make that decision and tell us how many books they would "like to read." Thus, there is an allowance for individual differences relating to reading abilities, levels, habits, and preferences.


The responses to our club, which has never emphasized numbers, continue to be favorable; parents often remark to us that they have never before seen their children enjoy reading so much. We plan to continue our individualized approach for the simple reason that it is working.

Reading contracts allow children to set their own goal of how many books they will read over the course of the summer, or how many minutes per day they will read until the end of the program. When his or her contract goal is reached, the child may choose to establish a higher goal.

This individualized approach allows children of all abilities to succeed. With the contract, slower readers are encouraged to enroll, average readers are more apt to stick to their reading level rather than read for quantity, and advanced readers might choose fewer books that are really challenging.

If you choose to reward children for time spent reading rather than for the number of books read, provide them with an attractive *Read Around The Clock* calendar. Instructions might read, "Mark the time you spend reading each day on this calendar. When the program ends, return it to the library to get your certificate." You may choose to mark certain days on which participants are to report what they have achieved thus far.

By letting children count time spent listening to books as equal to time spent reading, you will allow pre-readers and children who have difficulty with reading to actively participate in your program. A Read-To-Me program is a great way to encourage parents to share books with their children. This summer offer a Tick-Tock Reading Program for this younger set which will allow you to continue your reading relationship with those loyal toddlers and preschoolers from storytime. You can find a sample letter to parents of preschoolers in Chapter 1 which can be used to encourage their participation in the Read-To-Me program.



TEAM READING

Team reading competition capitalizes on children's competitive instincts without rewarding individual children for reading lots of books. Teams are established in such a way that the teams are balanced in terms of both age and ability.

For *Read Around The Clock*, the teams could be designated as "Time Travelers" and "Book Trekkers." On a display wall or bulletin board you would create a gigantic timeline, beginning in the Age of Dinosaurs and proceeding through significant historical periods and historic years to the present. Each team would be represented by an appealing mascot/character who would begin his time travels in the Age of Dinosaurs. As each child/team member visits the library to report on his reading, that team's mascot moves forward one notch on the timeline. The team that arrives at "the present day" first, wins the competition. Members of both teams are included in the program's final party.

Another clever idea comes from the Vermont Department of Libraries. Have club members weigh the books they've read on a grocer's scale. The library can set a goal of a certain number of pounds of books. Children will enjoy weighing them in at your desk after reading them. Post a sign proclaiming, "Bookville Kids are HEAVY Readers."

AN INDIVIDUALIZED APPROACH

Diana Norton, Youth Services Consultant for the Mid-York Library System, uses a combination of activities she calls guided individual reading. This involves the establishment of a series of requirements for each participant. For example, the club member reads for 15 minutes a day for eight weeks, then is told to draw a picture illustrating his or her favorite book. The child meets with the librarian one time during the summer. Everyone completing the activities is recognized.

When using this kind of format, it's important that the requirements are not too difficult and are appropriate for all ages. This approach enables librarians to get to know each participant.

FREQUENT READER BONUSES

Ideally children read because they enjoy it, but all children enjoy recognition and it's nice to provide some rewards for their achievements.


For some, reading only one book is a major accomplishment. Be sure to recognize these kids as official club members, able to earn certificates and attend the culminating party. For other readers, small incentives, such as stickers or a chance to compete for a prize in a drawing, can be an exciting way to keep them returning to the library all summer. Our **Shopping Guide** found in Chapter 5 lists a number of inexpensive items such as egg timers or plastic wristwatches that are ideal enticements. Just remember to emphasize the fun of reading as much as you emphasize the prizes.

ORAL REPORTS

Listening to children's reactions to books is one of the great pleasures of a summer reading program. And it can be a real incentive for children who enjoy talking about their reading. Reporting can provide feedback on what books children really enjoy and why. You'll get to know your customers and it will help with book recommendations. But the positive aspect may diminish for both the librarian and child if oral reporting is simply a recounting of endless plots or if so many children are signed up that individual attention is difficult. (For an excellent discussion on the pros & cons of reporting, refer to the *1992 New York is Reading Country Manual*.)

The following suggestions may be helpful:

1. If you feel some type of reporting is good, offer many options and keep your guidelines simple.
2. Emphasize sharing information about books rather than checking up on the child.
3. Let the children report on every other book read or every third one. Best of all, encourage them to tell you about the book only if they want to.
4. Fill a time capsule with book questions, such as:
 - * If you had written this book, would you change the ending?
 - * Which character would you most like for a friend?
 - * What color does this make you feel and why?Each answer counts as a report.
5. If you require reporting, make it convenient for your patrons by having someone on call to listen whenever the library is open.
6. To help children focus on specific parts of a book while reporting to you, use a question spinner so that they can answer open-ended questions. The following clock spinner can be constructed out of heavy cardboard with an arrow attached in the center with a paper fastener.



WRITTEN REPORTS

This type of report is ideal for children who prefer to express their reactions on paper.

1. Keep things simple—avoid a lot of rules and paperwork.
2. Make them short and to the point requiring only the basics, such as author, title, plus best part of the story, funniest part, scariest part, etc.
3. Make sure they can be dropped off when the librarian is not on duty.
4. For artistic patrons we suggest they be encouraged to:

Make a model of something “neat”, interesting or exciting from the book.

Build a diorama of a favorite scene from the book.

Paint a mural.

Draw a comic strip with scenes depicting the main idea of the plot.

Design a bookjacket that is different from the actual bookjacket.

Draw a picture or series of pictures.

Draw a travel poster of places named in the book.

Make a collage by cutting out magazine pictures, arranging on construction paper, etc.

Create and hang a mobile.

Make a bookmark.

Hang these creative reports around the room to engender a special atmosphere.

TIMESHEETS

You can design your own report forms using simple designs and shapes. You may find appropriate patterns to use in Chapter 5 with the various games, puzzles, and crafts (clocks, sun, moon, rooster, etc.).



We have left this form blank for you to adapt to your needs. For example, at the top you could print:

Title:

Author:

I enjoyed this book because:

Or you could ask the children to illustrate the most exciting scene in the book on the form. The form could also be printed up with a book rating system:

Title:

Author:

This book was...

- A) Awesome
- B) A Good Time
- C) Time Consuming
- D) Not Worth My Time

Children could write an optional mini-book review on the back of the form.

Hang the Timesheets around the library for all to view.

ALL THUMBS

Marilee Fogelson of the New York Public Library, Young Adult Department, gives out a "Thumbs Up/Thumbs Down" card to encourage readers to rate the books they have read. These can be slipped into books at check-out time and used as bookmarks. When the books critiqued are returned, they may be displayed in an informal "critic's corner."

LONG DISTANCE READERS

Don't forget to include your campers and travelers in the reading program. Sign them up at the kick-off event and give out postcards which they can mail back to you during the summer. Or prepare special "Sleepaway Camper" book report forms. Caren Shilling of the Oyster Bay-East Norwich Public Library instructs campers to fill in the sheet and either mail it to the library or give it to their parents when they visit. Children are asked to write something about the book they've read or draw a picture about the book. When they return home, they can come in for their certificates or special prizes.

I DIDN'T LIKE IT!

Author _____

Title _____

Why _____

Signed _____



Signed _____

Why _____

Title _____

Author _____

I LIKED IT!

DECK THE WALLS



Combine decorating with an incentive for reading more books by having your young readers create a hanging timeline in your library. You can simply use index cards (perhaps different colors for different centuries) or a form in a more time-related shape, such as a small time machine. Each child gets one card or form for each book read or for each visit to the library. On the card or form the child writes his name and a special date from the past (e.g. 1891 - The game of basketball is invented.). It can even be a special personal day (e.g. June 26, 1986 Jenny Jones is born.) The cards or forms are hung in chronological order from a fishing line which is strung across the library. Young and old patrons alike can have fun "reading" the timeline entries.

For more ideas, see Chapter 2.

READING GAMES

A summer reading game is one of the easiest formats to use if you have limited space and staff in your library. Children usually play the game each time they read a book (or visit the library, or listen to a story, or read for 30 minutes, etc.).

The game might be a Board Game where children move markers along the board as they reach various goals, such as the number of books read or the amount of time spent reading. Rachel Fox of the Port Washington Library has designed a question die with numbers as are found on dice, that is used in conjunction with a board game. When children come to tell about their books, they throw the die, answer the question, and advance the indicated number of spaces on the board. The board may be reproduced on 8½x11 sheets for individual games, or it may be enlarged and mounted on the wall where it provides an interest-generating decoration. With a bulletin board game, all participants in the reading program play the game at the same time. See Chapter 2 for a clever board game, **Beat the Clock!**



Other games might include:

- A guessing game where the child submits a guess on each visit.
- A lottery where children submit one entry for each visit.
- A game of skill or chance.



If you choose to concentrate on *"Read Around the Clock: Travel Through Time,"* readers could play a game modeled after the computer game, "Where in Time is Carmen Sandiego?" Each time children read a book or report on a book, a clue is provided. When they have assembled enough clues, they will be able to identify the secret time period or a special date in history and be eligible for a prize.

You might also create a MAZE THROUGH TIME which would encourage children to try different kinds of books, including non-fiction. Children would choose their own path through various time periods, reading a book related to each time period selected.

Young adult readers might enjoy playing a YA TIMELINE game. Each reader would have an individual game sheet, which would also double as a reading record. The game sheet would include a timeline beginning in B.C. and proceeding to the present. For each book read, the teen would select a category and be given a clue about a famous person within that category. There could be four or five possible clues about each famous person, with the final clue giving the best hint about the person. If the famous person is identified correctly, then the teen fills in the name on an appropriate line on the timeline. Each time a name is added to the timeline, the teen could be allowed to enter his name in a drawing for some special prize. The more books that are read, the more clues the teen may obtain and the more chances he has to enter his name in the prize drawing. Be sure to use historical figures with easily identifiable profiles as your mystery persons. Choose famous people from a variety of centuries for each category. Here are some suggested categories and mystery figures:

Leaders:	Julius Caesar, Winston Churchill, Indira Ghandi
Scientists:	Archimedes, Marie Curie, Galileo, George W. Carver, Einstein
Social Activists:	Harriet Tubman, Florence Nightingale, Martin Luther King
Explorers:	Magellan, Henry Hudson, John Glenn
Writers:	Shakespeare, Laura Ingalls Wilder, Stephen King

A sample timeline game sheet/reading record follows.

You could also adapt this game as a Local History Timeline, using prominent local historical figures. If your library is celebrating a special anniversary in 1994, it might be especially appropriate to offer a Local History game. See Chapter 2 for a sample local library

TEEN SUMMER READING GAME

Name _____ School (Fall, 1994) _____

Address _____ Grade (Fall, 1994) _____

Telephone _____ Total # Books Read _____ # Puzzles Solved _____

B.C.											1994
1.	2.	3.	4.	5.	6.	7.	8.	9.	10.		

READ A BOOK, PICK A CATEGORY, GET A CLUE!

*List Title For Each Book Read
Leader Mystery Person

1. _____
2. _____
3. _____
4. _____
5. _____

PUZZLE SOLVED YES NO

Explorer Mystery Person

1. _____
2. _____
3. _____
4. _____

Guess The Mystery Persons!
Scientist Mystery Person

1. _____
2. _____
3. _____
4. _____
5. _____

PUZZLE SOLVED YES NO

Writer Mystery Person

1. _____
2. _____
3. _____
4. _____

*List Title For Each Book Read
Social Activist Mystery Person

1. _____
2. _____
3. _____
4. _____
5. _____

PUZZLE SOLVED YES NO

Leader Mystery Person

1. _____
2. _____
3. _____
4. _____

Book Titles Listed Here



READING PARTNERS

Reading Partners works well for younger children or less able readers and also is a way of involving parents or older children. Partners can be parent/child or any combination of older/younger participants. Reading with someone is particularly helpful for children with special needs; they work better in a one-on-one relationship.

The Sachem Public Library in Holbrook, New York has offered a partner program, "Share The Magic of Reading: Book Buddy Summer Club." Children who have not yet completed Kindergarten are invited to come in with an "adult" (defined here as someone who has an adult library card) who has agreed to be their "book buddy." Book Buddies simply agree to read 24 books together over the summer in order to receive a Reading Achievement Certificate and be invited to a final program in August.

Cathy McCabe of East Meadow Public Library also runs a program called "Summer Book Buddies" which is a joint venture of the Children's Department and the Young Adult Department. Teenagers are given a training session and then may read to 4-to 6-year-olds for a scheduled hour once a week.

Training young adult volunteers to assist you as "Assistant Timekeepers" can be a very important component of your program. These young timekeepers can read to younger children, listen to reports, or help out at programs. They can wear special buttons during their hour or so of active duty. Their assistance may allow those children who have no parental support or who are not able to take books home to still participate actively in the program.

Many libraries have experimented successfully with intergenerational programming between older adults and young children. Not only do older adults share books, films, and crafts with young children, but in Sacramento, California, the Del Paso Heights Library runs a Pen Pals Program. Fifty-four children, ages 6 to 16, correspond with homebound patrons served by Books-By-Mail. Similar intergenerational programs could be established to tie in with the summer reading program.



Pat Cummings '94

66

SUMMER READING CLUBS

If you have enough staff and meeting room space and a manageable number of children, you can design your program as a summer reading club with regular, weekly club meetings.

During club meetings, members may report on books, share booktalks or write book reviews, watch films or videos, enjoy crafts, try storytelling, or participate in book discussion groups. No matter what weekly program is planned, it should revolve around books and reading.

You might try tying your weekly meetings directly to the time theme. For example, if you choose to approach the theme as *"Read Around The Clock...And All Through the Year,"* you might celebrate a different holiday each week, with appropriate stories, crafts, films, etc. Many of the reference books cited for the Professional Timekeeper in Chapter 6 offer wonderful programming ideas for the various holidays. You will also find great programming ideas in Chapter 4, such as a Chinese New Year celebration! If, on the other hand, you concentrate on a theme such as *"Read Around The Clock: Travel Through Time,"* you could focus each club meeting on a different time period, from the past, present, and future.

Following a more literal interpretation of the theme, club members could try a different "clock" or "time" craft each week. See Chapter 5 for ideas. You could read aloud or do book talks while the children are working on their craft projects.

BOOK DISCUSSION GROUPS

What better way to encourage a love of literature than by participation in a **Book Discussion Group**? Here's a wonderful opportunity to get to know kids on an individual basis because you can suggest books to read, ask probing questions (or try to answer them) and stimulate discussion among group participants. Lasting friendships are made in these groups which bring together children with a common interest in reading.

Start your book group during the summer and then continue meeting regularly throughout the year. This type of program may not draw large numbers, but it will draw your dedicated readers.

Make it special by calling it "All-Time Readers" or "The Young Critics Club." In addition to book discussions, save new books to introduce to the group and let them vote on their favorite at the end of the summer and print up their recommendations.

Age Level, Group Size

While children as young as third graders can enjoy book discussions, this is an ideal interactive program for fourth graders and up.

Most libraries find it helpful to separate third graders into their own group. Fourth and fifth graders can be combined, as can fifth and sixth grades. A cooperative venture between the children's and young adult departments could target sixth, seventh and eighth graders. Ten to fifteen participants are ideal, as a small group allows everyone to have a say. Thirty to forty-five minutes is appropriate for younger children, and 45 minutes to an hour for older ones.

Publicity

Eye-catching publicity is especially important to "hook" an audience for a book discussion group. Once it starts, you'll find that word of mouth will bring others into the group. Food is a good lure too; call it Book Brunch and serve juice and morning donuts.

To keep your participants coming back, distribute books for the next meeting at the end of the program. A bookmark inserted in the next book with the date and time of discussion will serve as a reminder.

Selecting the Books

For younger children, picture books too sophisticated for the preschool set and folk and fairy tales are marvelous.

For the older children, select books with discussible qualities, i.e. open endings, moral dilemmas, ideas or concepts to explore.

Pick books you like and feel children can relate to. Try books they may not pick up by themselves. (Don't be discouraged if they dislike the book; sometimes this makes for the best discussion.) If you are hosting a series of discussions, be sure to vary the themes, choosing some serious books and others lighter in mood.

Sue Rokos of the Mohawk Valley Library Association suggests a "Literary Lunch," a brown bag book discussion group for children entering grades 5, 6, and 7. This informal book discussion group meets over six weeks and talks about six specially selected books while lunching together. The children are responsible for their own lunches, but the library supplies beverages. The Literary Lunch is designed to provide an alternative to traditional reading clubs for enthusiastic middle school readers.

The selection of books for discussion is the most difficult and time-consuming part of the Literary Lunch. Here are a few suggestions that have proven successful for Sue Rokos:

Adler, C. S.
Babbitt, Natalie
Bauer, Marion
Beatty, Patricia

Byars, Betsy
Christopher, John
Cleary, Beverly
Fox, Paula
Hoover, H. M.
Merrill, Jean
Peck, Richard
O'Brien, Robert C.
Speare, Elizabeth
Taylor, Theodore
Winthrop, Eliz.

THE MAGIC OF THE GLITS
TUCK EVERLASTING
ON MY HONOR
CHARLIE SKEDADDLE
THE PINBALLS
THE WHITE MOUNTAINS
DEAR MR. HENSHAW
THE ONE EYED FOX
THIS TIME OF DARKNESS
THE PUSHCART WAR
GHOSTS I HAVE BEEN
MRS. FRISBY AND THE RATS OF NYPH
THE SIGN OF THE BEAVER
THE CAY
THE CASTLE IN THE ATTIC

Acquiring the Books

Purchasing multiple copies of the same title can be expensive. Look for paperback titles and share costs with a neighboring library. Use interloan as an alternative, but leave plenty of time.

Preparation For Discussion

First, read the book to see if you enjoy it and feel it could lead to a good discussion. Re-read it and make notes including: specific dialogue; events; clues about the character's personality; etc. Jot down possible themes, questions to ask, vocabulary or concepts children may not understand. A day or two before the discussion, review your notes and, if possible, read the book again. *Those Bloomin' Books* by Carol Sue Kruise gives suggestions of questions for book discussions for several titles.

Leading The Discussion

1. The leader should encourage different viewpoints without imposing her own. You may want to give the children some simple guidelines (see the following Ravenous Readers Discussion Guidelines).
2. The Port Washington Public Library uses the following good "ice breaker": At the beginning of the discussion ask the children to imagine the main character is someone they know and let them give one adjective that describes the character. This is usually an easy way to get everyone talking and helps them feel they are making an interesting contribution.

3. The author's words are the authority and discussion should be based on his or her words. Discussion can center on the book, on similar experiences from the children's lives, or a combination of both, but try to concentrate on what is written in the book. You can say to children "Prove it." "Show Me." Ask volunteers to read passages aloud if pertinent. Be prepared with leading questions but be flexible enough to follow a new direction suggested by a child.
4. Emphasize that they listen to each other.
5. You do not need to use the word theme, but try to ask questions which will lead them to understand the theme.
6. Difficult concepts such as inference may need to be explained.
7. Be sensitive to the shy, or quiet child; try not to let one person dominate.
8. Most important, enjoy—this program more than any other allows you to talk books while you get to know children far beyond a surface level.

(Special thanks to Pat Ross, Manhasset Public Library for many of the suggestions on leading the discussion.)

Discussion Group Guidelines For Ravenous Readers

Your librarian has selected special books for discussion because there is a lot to say about them. Everyone's opinion is welcome! Here are some things to keep in mind during our meetings:

- * Listen to what others have to say.
- * When it's your turn to speak, try to talk to the whole group, not just to one person.
- * Think about what you want to say before you speak.
- * Don't be afraid to express your opinion, even if it is different from other opinions.
- * Be sure to read the book before the group meeting! While you read, you may want to write down questions or comments to bring to the group meeting. Jot down the page number of a special part of the book you want to talk about.
- * Most important—ENJOY YOURSELF!


FREE TIME

Other patrons to be served through the summer program are the youngsters who are dropped off early in the day with instructions to remain in the library (a haven from the world). Often these children can entertain themselves very well, but there comes a time when boredom sets in. One approach, used by Diana Norton, is designed to keep self-supervised children occupied with interesting activities. She simply hands out the following suggestions of "Things to Do at the Library":


Things To Do At The Library

Start in the children's room. Check off each activity when you have finished it. You may do things more than once. When you have checked off everything on the list, have the librarian stamp your list.

- ___ 1. Join *Read Around The Clock*.
- ___ 2. Listen to a record while you read the book.
- ___ 3. Put together a puzzle.
- ___ 4. Ask a librarian to help you choose a special book to read in the library.
- ___ 5. Watch a filmstrip.
- ___ 6. Choose a book you can read all by yourself.
- ___ 7. Play a game with a friend.
- ___ 8. Ask a librarian to tell you a story.
- ___ 9. Get a drink of water.
- ___ 10. Find a story you would like to have your parent read to you.
- ___ 11. Look for a statue of a dog reading a book.
- ___ 12. Sit in a window seat.
- ___ 13. Pet a dinosaur.
- ___ 14. Read a mystery.
- ___ 15. Check out a book.
- ___ 16. Choose a toy. Check it out, take it home.
- ___ 17. Find a book not written in English.
- ___ 18. Come to Lunch Bunch on Wednesdays at 12:00.
- ___ 19. Ask a librarian a question.
- ___ 20. Look at a picture of Miss Piggy.
- ___ 21. Tell a joke to the librarian.
- ___ 22. Bring your books back to the library.



**COME BACK OFTEN TO ENJOY THE LIBRARY.
WE'LL BE LOOKING FOR YOU.**



SPECIAL TIMES

No matter which format you choose for your summer reading program, be sure to include some large group activities or special events throughout the summer. You should also plan a grand finale as the culmination of the program. It can provide closure and an opportunity to recognize the children's achievements. You can plan a special party or, if funds allow, schedule a program or show by a professional entertainer.

With the structure of your program firmly in place, you will realize that "keeping track of time" has never been so much fun.

Now, on to Chapter 4 where the day-by-day fun begins!



Portions of this chapter have been adapted with permission from the New York 1993 Summer Reading Program and the Mid-York Library System 1991 Summer Reading Program manuals.

CHAPTER 4

DAY BY DAY

PROGRAMS

ACTIVITIES



4-1


DAY BY DAY: PROGRAMS AND ACTIVITIES

For all of the programs and activities suggested in this chapter, there are many wonderful books and media cited in Chapter 6 which could easily complement and enhance your programs.

MORNING, NOON AND NIGHT

The phenomenon of day and night ties in easily with the theme of *Read Around the Clock* and offers lots of programming possibilities:

- * Sponsor a morning exercise program. Display books, videos, audiotapes and magazines.
- * Breakfast Begins the Day! Offer a morning storytime or a breakfast program which includes songs, stories, crafts, and tasting experiences. Eggs, pancakes, and cereal could be great storytime themes. See *Mudluscious: Stories and Activities Featuring Food for Preschool Children* by Jan Irving and Robin Currie (Libraries Unlimited, 1986) for ready-to-go breakfast and lunch programs.



* RISE AND SHINE

Books: *Milton the Early Riser* by Robert Kraus; *Farm Morning* by David McPhail; *Raymond Rabbit's Early Morning* by Lynne Dennis; *One Monday Morning* by Uri Shulevitz; *When Rooster Crowed* by Patricia Lille; *Shhhh* by Kevin Henkes; *Max's Breakfast* by Rosemary Wells; *Good Morning Chick* by Mirra Ginsburg; *Inogene's Antlers* by David Small; *Round and Around* by James Skofield.

Songs: "Today Song" in *Learning Circle* by Patty Claycomb (Gryphon, 1988), p. 58; "Mr. Sun" on *Singable Songs for the Very Young* by Raffi (Troubadour Records, 1976); "Morningtown Ride" on *Baby Beluga* by Raffi (Troubadour Records, 1977); "I Had a Little Rooster" on *Hello Everybody* by Rachel Buchman (Gentle Wind, 1986).

Fingerplay: Jack in the box. (Make fist of left hand with thumb
Jack in the box. concealed.)
Wake up, wake up,
Somebody knocks, (Knock with right hand.)
One time, two times,
Three times, four
Jack pops out of his (Thumb shoots up from fist.)
Little round door.

Rhyme: Hickory Dickory Dock

Action: "Here We Go Round the Mulberry Bush" in *Sharon, Lois and Bram's Mother Goose* (Atlantic Monthly Press, 1985), p. 14.
Good Morning Exercises for Kids by Georgiana Stewart (Kimbo, 1987).

Game: Play "I Spy" by showing children the following objects and asking them to name the objects as you pull them, one by one, out of a decorated box or bag:

toothbrush	comb	alarm clock
toothpaste	brush	egg (hard boiled)
	washcloth	cereal box

Creative

Dramatics: Have children pretend to snore. Have children try to wake up a sleeping puppet. Have children act out what Mom or Dad is like in the morning, what they do to wake up, etc.

* THROUGH THE DAY

Books: *Mara in the Morning* by C. B. Christiansen; *What a Good Lunch* by Shigeo Watanabe; *Only the Cat Saw* by Ashley Wolff.

Songs: "The More We Get Together" on *Singable Songs for the Very Young* by Raffi (Troubadour Records, 1976); "Best Time of the Day" on *Time Can Be So Magic* by Bill Thomas (Northstar, 1988); "What A Day!" on *Morning N' Night* by Craig Taubman (Sweet Louise Music, 1990).

Poem: My teddy bear is a faithful friend,
You can pick her up at either end.
Her fur is the color of breakfast toast,
And she's always there when you need her most.


Fingerplay:	With a tick and a tock, And a tick and a tock, The clock goes round all day. It tells us when it's time to work, And when it's time to play.	(Move arm as a pendulum, hand upraised and elbow resting in cupped other hand. Click tongue in time to movement.)
-------------	--	---

Activity: "Shake My Sillies Out" on *More Singable Songs* by Raffi (Troubadour, 1977).

Game: Play "I Spy," by placing mystery objects in a container and having children close their eyes. As you say "I Spy and I See," produce one object and ask the children to open their eyes and identify the object:

stuffed animal	blanket
fork	teddy bear
cup	toy

Craft: Night and Day Turn-A-Round Stick puppet. (See Nancy Renfro's *Puppetry and the Art of Story Creation* (1979) for specific directions, p. 94-96).



Pat Cummings '94

* MUNCH A LUNCH

Books: *Jackie's Lunch Box* by Anna Grossnickle Hines; *This is the Bear and the Picnic Lunch* by Sarah Hayes; *Today is Monday* by Eric Carle; *The Pig's Picnic* by Keiki Kasza; *The Giant Jam Sandwich* by John Lord.

Fingerplays: Mother's Knives and Forks

Here are Mother's knives and forks.	(interlock fingers, palms up.)
This is Father's table.	(keep fingers interlocked and turn palms down.)
This is sister's looking glass,	(make peak of two forefingers.)
And this is baby's cradle.	(add peak of little fingers.)

Ten Fat Peas Ten fat peas in a peapod pressed.
One grew, two grew,
So did all the rest.
They grew and grew
And did not stop
Until one day, the pod went Pop!

Songs: "Teddy Bear's Picnic"
"Peanut Butter Sandwich" on *Singable Songs for the Very Young* by Raffi (Troubadour, 1976).

Activity: March around the room to "Teddy Bear's Picnic."

Creative

Dramatics: Read *Peanut Butter and Jelly* by Nadine Bernard Westcott and have the children act out the rhyme.

* RHYME TIME

The Nioga Library System's Kits For Storytime include a Rhyme Time Kit with the following contents:

Books: *Jiggle, Wiggle, Prance* by Sally Noll; *Jesse Bear, What Will You Wear?* by Nancy Carlstrom; *Each Peach Pear Plum* by Janet Ahlberg; *Oh, A Hunting We Will Go* by John Langstaff.

Flannelboard: *Brown Bear, Brown Bear, What do You See?* by Bill Martin, Jr.

Fingerplays: Little Jack Horner
Two Little Monkeys
Monkeys and the Crocodile

Movies: Owl and the Pussycat
Madeline
Over in the Meadow
Drummer Hoff

Songs: The Grand Old Duke of York
Bye, Baby Bunting

* TEA TIME

Tea parties are always lots of fun and can become magical programs for a variety of ages. For the preschool group, host a **Peter Rabbit Tea Party**. Elaine Jamele of the Lee-Whedon Memorial Library in Medina describes her tea party as follows:

Description Name tags with a teapot design are given to the children. *The Tale of Peter Rabbit* by Beatrix Potter (Warne) is read. Then we have a tea party. A separate table holds all the cups and saucers. Each child gets to choose a set and carry it over to the table. When everyone is seated, sugar and cream are passed. Then little tarts are served. There is much stirring, pouring, sipping and dripping. A rabbit coloring sheet goes home with each child. A good way to end this program is with the story of *Benjamin Bunny* by Beatrix Potter because this is where Peter gets his jacket back.

Preparation Make invitations with bunny picture, color and mail to storyhour children one week in advance. Make name tags. Bake tarts.

Outside costs Materials for baking blackberry tarts.

Suggestions Do program with regular storytime children. They are familiar with storyteller and it is easier to maintain control.

Materials Camomile tea, Miniature blackberry tarts, small tables from children's room, tiny tea cups and saucers (souvenir kind), demitasse spoons, tiny sugar and creamers, Beatrix Potter tablecloth and paper napkins.

You will also find easy recipes and instructions for decorations, favors, and simple activities for other special tea parties in the book, *The Tea Party Book* by Lucille Penner (Random, 1993). Here you will find a **Teddy Bear Tea Party**, a **Royal Tea Party**, a **Full-Moon Tea Party**, a **Rainy-Day Tea Party**, and more.

For older children, try a **Mad-Hatter's Tea Party**. Certainly no one knew time as well as the Hatter! Invite children to bring along a stuffed rabbit and enjoy the following:

Book: Read a selection from *Alice's Adventures in Wonderland* by Lewis Carroll. Try the section where Alice talks to the Hatter about wasting time.

Game: Teacup Relay. Children are divided into teams. Team members must walk up and down the room while balancing a stack of two or three plastic teacups and saucers in their hands.

Creative

Dramatics: Each child dons a different hat. The group then creates a skit in which each child performs as the character represented by the hat the child has chosen.

Craft: **Create A Hat!**

Materials:

Brown kraft paper, or the ends of rolls from a printer who specializes in printing business forms (they may give them to you for free). Rolls should be at least 25" wide. Wrapping paper can also be used, but you'll need alot. One 25" x 50" rectangle per child.

Elmer's Glue

Ribbons, 5-7' lengths. Curling ribbon can also be used.

Colored tissue paper

Pipe cleaners

Odds and ends for decorating, such as glitter, sequins, yarn, paper streamers, bric-brac, pom-poms or whatever else you have on hand

Markers

Paintbrushes (1 1/2" flats work the best)

Preparations Before the Program:

1. Cut paper into 25 x 50" rectangles, one per child. Fold into a square.
2. Mix 1 part Elmer's Glue with 1 part water. Put in a coffee can or other container. Sometimes putting it in a tub will prevent spillage.
3. Cut ribbon into 5-7' lengths.
4. Cut 4 x 4" squares of colored tissue paper.
5. Cut pipe cleaners into 3-4" lengths.

Set Up Stations:

1. Station #1: Gluing Station. Children will paint glue mixture onto 1/2 of the paper and then fold together to make a sandwich. Pre-folding the paper will make this much easier.
2. Station #2: Hat Shaping. Set up 2 or 3 chairs for children to sit in while their hats are shaped to their heads. Press the glued paper onto the head to mold it to the shape of their heads (children may help by holding onto the paper with one hand on the top of the head). Tie a ribbon low around the head, almost to the bridge of the nose, to hold shape. It should be tight. When glue dries, it will be shaped to the child's head.
3. Station #3. Mirrors. Set up mirrors for children to use to crush or roll up brim of hat as they like. Hats should remain on their heads as they do this.
4. Station #4. Decorating Table. Show children how to make paper flowers to stick into brim of hat. Pinch tissue paper square in the middle, insert pipe cleaner for a stem, and wrap with tape to hold. Wrap pipe cleaner around ribbon to hold onto hat. Markers can be used to color hats. Make available a variety of materials to be glued onto hat and let them use their *imagination!*
5. Station #5. Refreshments. Have a Mad Tea-Party!

For more instructions, contact Annette Waterman at the Hazard Branch Library, Syracuse, (315) 468-1628.

* BEDTIME

Ideas and materials for a Bedtime Storytime abound! Here are a few ideas to combine with your own:

Books: *Moon Dance* by Frank Asch; *Fireflies!* by Julie Brinkloe; *Sweet Dreams, Willy* by Lizi Boyd; *Five Little Monkeys Jumping on The Bed* by Eileen Christelow; *Asleep, Asleep* by Mirra Ginsburg; *Going to Sleep on the Farm* by Wendy Lewison; *Grandfather Twilight* by Barbara Berger; *Where Does the Sun Go At Night?* by Mirra Ginsburg.

Music and

Rhymes: Twinkle Twinkle Little Star

Wee Willie Winkie

Hey Diddle Diddle

Teddy Bear, Teddy Bear, Turn Around

Lullaby and Goodnight (on *Lullaby Magic* by Joanie Bartels, 1985)

Fingerplays: Shhh!

Shhh - - - be very quiet.

Shhh - - - be very still.

Fold your busy, busy hands,

Close your sleepy, sleepy eyes.

Shhh- - - be very still.

Night Time

Before I jump into my bed,

Before I dim the light,

I put my shoes together

So they can talk at night.

I'm sure they would be lonesome,

If I tossed one here and there,

So I put them close together,

For they're a friendly pair.



Activities: Dress up a stuffed animal in night shirt or night cap, as one of your storytime listeners. Wear pajamas, a robe, or fluffy animal slippers yourself! Use paper stars or moon cut-outs as name tags or storytime favors. Create a "bedroom" atmosphere with a rocking chair, small lamp, story quilt, lullaby music, etc.

Craft: Make Asleep/Awake Hanging Doorknob Signs (similar to a hotel "Do Not Disturb" sign). Use white paper plates, scissors, crayons, glue, and yarn.

Older children might enjoy a **Night Owl Storytime** or a **Fourth of July Sparkle Party**. For a change, hold your program outdoors in the early evening. You will find some good ideas for decorations, crafts, and snacks in Linda Glovach's *The Little Witch's Summertime Book* (Prentice-Hall, 1986).



Pat Cummings '94

Young teens can enjoy nighttime activities, too! Try a library sleepover with reading, activities, and snacks or kick off your program in late June with a Midsummer's Eve folk festival celebration (see *Midsummer Magic* by Ellin Greene, Lothrop, 1977, for magical ideas).

TIMES OF THE YEAR


One approach to the theme *Read Around the Clock* is to focus on Times of the Year — holidays, seasons, birthdays, or other special days. Your day-to-day activities would revolve around a different holiday each week or a different season every two weeks. The ideas which follow are by no means comprehensive, but will hopefully trigger your own creative ideas.

* HOLIDAY HULLABALOO

There is an abundance of holiday books, music, films, and crafts from which you can build your programs.

Some Holidays to Celebrate:

1. Christmas — Make Christmas ornaments and trim a tree; make gifts for Christmas in July.
2. Halloween — Make masks for Halloween; wear costumes and tell ghost stories.
3. Thanksgiving — Make turkeys or harvest baskets.
4. Easter — Decorate eggs and have an egg hunt.
5. Birthdays — Look up the front page of the newspaper for the day you were born. Have children make their own newspaper of what happened on their birthday.
6. Groundhog's Day — Make shadow pictures; make shadow tracings with large sheets of paper and pencils, with children tracing each other's shadows outdoors; have a Shadow Fun storytime (details below).
7. Valentine's Day — Have a Victorian Valentine program (details below).
8. Chinese New Year — Celebrate this holiday from another culture (details below).



SHADOW FUN

Books about shadows

*Did you ever notice your shadow?
When is it about your size? When is it very long?
Does it ever disappear?*

Stories.

Asch, Frank. BEAR SHADOW.
Cendrars, Blaise. SHADOW; tr. & ill. by Marcia Brown. For older children.
Farber, Norma. RETURN OF THE SHADOWS. A fantasy.
Fleischman, Paul. SHADOW PLAY. A shadow puppet play of *Beauty and the Beast*.
Narahashi, Keiko. I HAVE A FRIEND. Very simple.
Tompert, Ann. NOTHING STICKS LIKE A SHADOW.
Zemke, Deborah. THE SHADOW OF MATILDA HUNT.

Poetry.

Stevenson, R L. ill. by Ted Rand. MY SHADOW.

About shadows and shadow activity books.

Dorros, Arthur. ME AND MY SHADOW.
Hoban, Tana. SHADOWS AND REFLECTIONS.
Paul, Ann. SHADOWS ARE ABOUT.
Pragoff, Fiona. MY SHADOW.
SHADOWGRAPHS ANYONE CAN MAKE. Running Press.
Simon, Seymour. SHADOW MAGIC.



Shadow game.

Facing partners, a mirror image/shadow game. Fun for all ages!

Partners face each other, holding hands up toward, but not touching, each other. The "leader" moves one hand slowly, the "shadow" mirroring the action. The leader may make progressively more difficult moves, using both hands, feet, etc. The leader then takes a turn as shadow. A good activity to slow children down or to fill waiting time.


My Shadow.

I have a little shadow that goes in and out with me,
And what can be the use of him is more than I can see.
He is very, very like me from the heels up to the head;
And I see him jump before me, when I jump into my bed.

by Robert Louis Stevenson



This is just the first verse. See A CHILD'S GARDEN OF VERSES
by Robert Louis Stevenson for the complete poem.



Barbara P. Herrgesell
Children's Services
Liverpool Public Library
310 Tulip Street,
Liverpool, N. Y. 13088-4997
(315) 457-0310

4-10

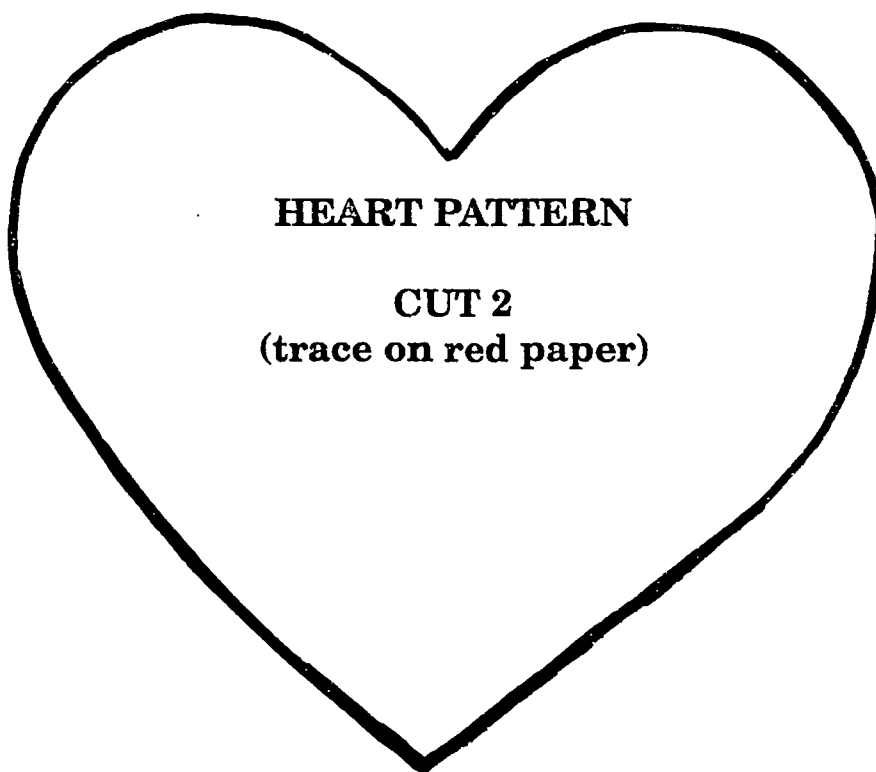
VICTORIAN VALENTINE

Books: *Somebody Loves You Mr. Hatch* by Eileen Spinelli; *Helga's Dowry: A Troll Love Story* by Tomie De Paola; *Little Mouse's Big Valentine* by Thatcher Hurd; *Mushy! The Complete Book of Valentine Words* by Lynda Graham-Barber.

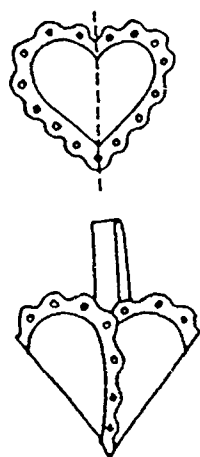
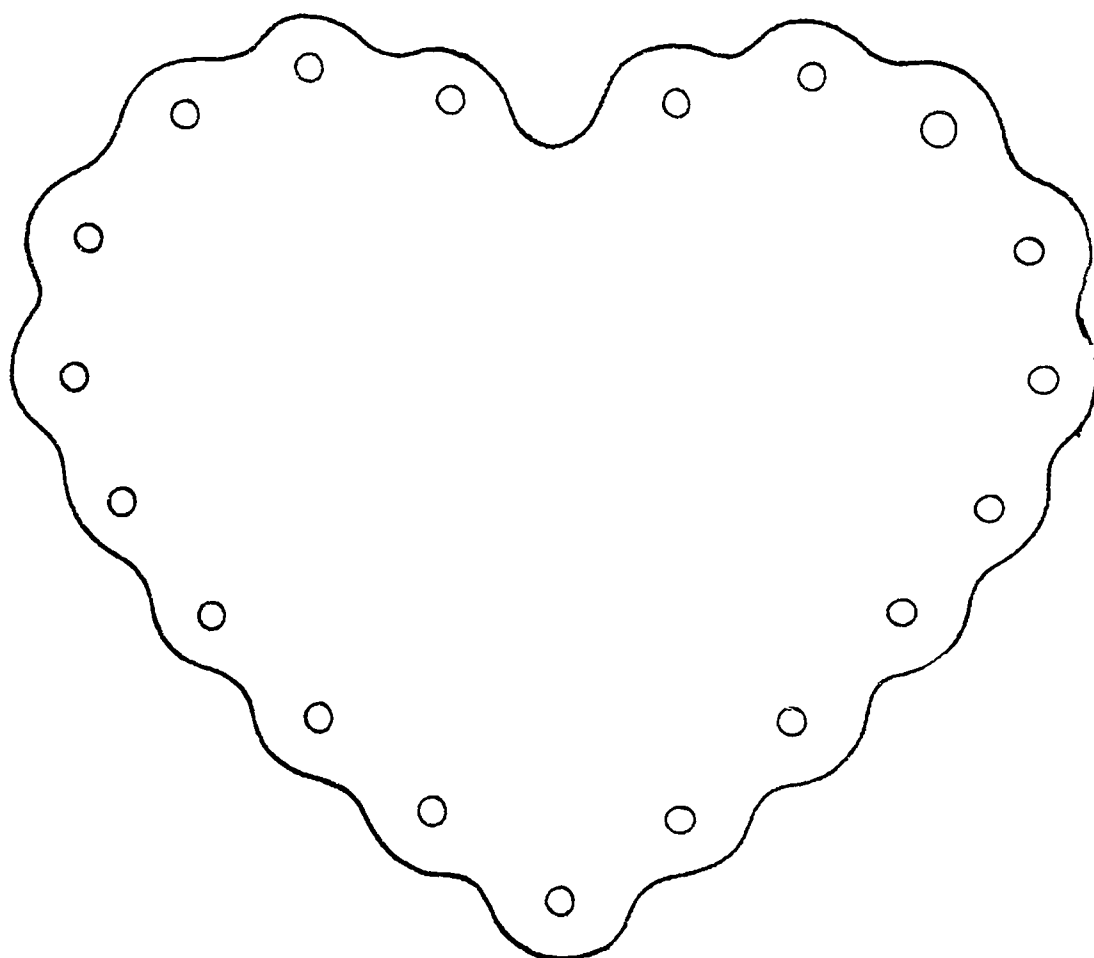
Game: Play "Match a Heart" game. Each child in the group is given 1/2 of a paper heart. Each child then has to find the person in the group who has the other 1/2 of his paper Valentine (an exact match). A good ice-breaker.

Craft: Make Victorian Paper Heart Baskets which can be filled with Valentine cards, Valentine poems, or "message" candy hearts.

1. Cut out two lace hearts in white and two red hearts for each basket. You may use heart doilies for the white hearts.
2. Punch holes around the outside edge of the white lace hearts with a single hole paper punch.
3. Glue a red heart on the center of each lace heart. Fold each in half.
4. Insert one heart inside the other and glue in place.
5. Cut out a red paper handle and glue inside center top.



HANDLE PATTERN
(trace on red paper)



CHINESE NEW YEAR CELEBRATION AGES 4+

Children will develop an awareness and respect for another culture as they participate in a celebration of the Chinese New Year and experience Chinese food.

Materials needed

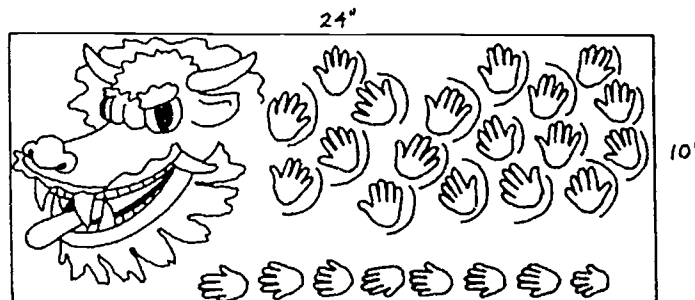
Musical instruments or noise-makers
Paint
Markers
Construction paper (green)
Scissors
Long piece of paper (as long as a bulletin board or wall)
Electric wok and utensils
Food for stir-fry: water chestnuts, broccoli, celery, rice, stir-fry seasoning, shrimp or chicken, baby corn
Paper plates and spoons

What to do

1. Introduce the concept of the Chinese New Year and compare the celebration to New Year's Day. Talk about how the Chinese celebrate with a parade and good things to eat. Point out China on a map or globe. Explain that dragons in China are good luck and that today the class is going to make its own good luck dragon.
2. Let the children watch you as you draw a dragon head at one end of the long paper. Have the children put their hands in green paint and press them down on the paper to make the dragon's feet. Continue on the dragon's back to make his scales. Draw a line around the palm prints.
3. Cut out a face hole. Cut the claws, ears and tail out of green construction paper; cut yarn for the beard and long ears.
4. Let the children cut up the vegetables with a plastic knife. Pre-heat the wok with oil and have the children gradually add the ingredients while you cook. Enjoy a Chinese meal.
5. Walk around the classroom or school with noise-makers or musical instruments. (Explain that on New Year's, the Chinese people make lots of noise to scare away nasty things like bad ghosts.)

More to do

Attach long poles or sticks to the large wall dragon and parade around the room or school. Let the children make their own individual dragon puppets out of paper bags. Have the children count all the hand prints on the dragon costume.



Related books

Lon Po Po by Ed Young
Tikki Tikki Tembo by Arlene Mosel
Chinese New Year by Tricia Brown
Teresa Jarmuz, Alden, NY

From The Giant Encyclopedia of Theme Activities for Children 2 To 5: Over 600 Favorite Activities Created by Teachers For Teachers. Copyright 1993. Gryphon House, Mt. Rainier, MD

The children will learn about Chinese culture and identify the name of the year according to the Chinese.

Materials needed

Placemats that list the names of the years in the twelve-year cycle (available from Chinese restaurants).
Tangerines
Fortune cookies

What to do

1. Chinese New Year's Day varies from year to year (depending on the new moon), but is usually in early February. Find out the date and the type of animal for the current year and begin to plan your Chinese New Year celebration.

1994—Dog
1995—Boar
1996—Rat
1997—Ox
1998—Tiger
1999—Rabbit
2000—Dragon
2001—Snake
2002—Horse
2003—Sheep

2. Before your celebration explain to the children that not everyone celebrates the New Year on January 1. Tell them that you are going to celebrate the Chinese New Year and you would like them to wear the color red for the occasion since this is the color for happiness in China. (Also send a note home explaining your plans to the parents.)
3. The day of the celebration, put a picture on the chalkboard or bulletin board of the animal which is associated with the current year.
4. Tell children about the name of the animal of the year and the qualities of such an animal. You may also talk about the animal of the year they were born.
5. To celebrate the holiday, distribute fortune cookies, explaining that these were invented in the United States but are served in Chinese restaurants. Have the children make some little slips of good fortune such as "Good luck!" and "I like you." Put them in a box. Have each child draw one out.
6. Complete the celebration with a snack of tangerines, the way the Chinese would do. Oranges and tangerines originally came from China.

More to do

Read some stories from China, for example, Chinese fairy tales. Play some Chinese music.

Related books

The Story About Ping by Marjorie Flack and Kurt Wiese
The Chinese Word for Horse and Other Stories by John Lewis
Why Rat Comes First: A Story of the Chinese Zodiac retold by Clara Yen
—Lucy Fuchs, Brandon, FL

From The Giant Encyclopedia of Theme Activities for Children 2 To 5: Over 600 Favorite Activities Created By Teachers For Teachers. Copyright 1993. Gryphon House, Mt. Rainier, MD

* CALENDARS

Calendars present lots of programming possibilities. One valuable resource for programming and books related to special monthly celebrations as well as author/illustrator birthdays to celebrate is the NYLA/YSS publication, *Calendar Capers*. The calendar pages for June, July, and August as well as the monthly sample programs are included here for your convenience. Perhaps you could celebrate a different month of the year during each week of your summer program.

Older children might enjoy making their own Summer Reading Calendars. Each time they finish a book, they could record the author and title in that day's daily square. They might also look up the birth and death dates for favorite authors to include on their calendars.

Think of ways to use Jean Craighead George's series of books, *The Moon of the _____*. George looked at the year and named each of the thirteen moons after a North American animal. Children could make their own calendars of thirteen moons, dedicated to their own favorite animals.

* SEASONS











Celebrate each of the four seasons with storytimes, crafts, and related activities such as:

- | | |
|-----------------------|---|
| Autumn (Harvest Time) | Make pine cone owls. Paste the individual petals from pine cones onto an owl cutout, using felt for eyes and nose. |
| Wintertime | Make snowflakes, Christmas tree trimmings, or a family menorah for Hanukkah. Have a skiing demonstration. |
| Springtime | Grow your own flowers. Have a "Thyme is Magic" storytime. Read Edward Eager's <i>Thyme Garden</i> or an equivalent series at an afternoon read-aloud. Program participants could make their own Thyme Gardens by planting different varieties of thyme in egg or milk cartons. |
| Summertime | Make kites. Have an ice cream social featuring make-your-own cones or sundaes with all the "fixins." Create a beach scene in your children's area with beach towels, inner tubes, sunglasses, beach umbrellas, seashells, pails and shovels, etc. Inflate a small children's wading pool and fill it with new books, stuffed animals in swimsuits, etc. Display new books in a barbecue grill, ice chest, or picnic basket, anything to celebrate summer! |




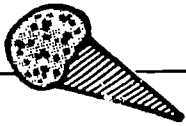
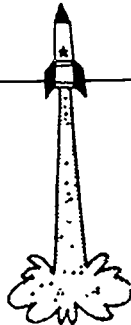






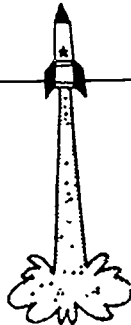




As a special program, have a Parking Lot Beach Party during your summertime celebration. Small wading pools could be filled with dry sand, wet sand, and water. Children provide beach towels, small squirt guns, spray bottles, and paper cups for sand sculpting. Play games like water balloon toss.

Allow children to make Sun Prints or Sun Pictures. You will need to purchase special paper from a photographic supply shop, such as Kodak's Studio Proof paper. The paper can be cut into small sections so you can accommodate more children. Have the child place an object (a leaf, a twig, a stone) on top of the paper and let the sun shine on them outdoors for approximately 5 minutes. The sun will change the paper to a reddish color and will imprint the image of the object on the paper. Keep the paper and object still to obtain a clearer image. For young children, this could be a lesson in time-lapse photography!









June 1993

SUNDAY	MONDAY	TUESDAY	WEDNESDAY	THURSDAY	FRIDAY	SATURDAY
DAIRY MONTH 	1 James Daugherty (1889) Happy Birthday to Oscar the Grouch	2 Paul Galdone (1914) Helen Oxenbury (1938) Michael Emberley (1960)	3 Anita Lobel (1934)	4 Family Day 	5 Richard Scarry (1919)	
NATIONAL ZOO & AQUARIUM MONTH				Donut Days		
NATIONAL FRESH FRUIT & VEGETABLE MONTH						
6 Peter Spier (1927) Cynthia Rylant (1954) National Yo-Yo Day 	7 John S. Goodall (1908)	8 Invention of Ice Cream (1786)	9 Happy Birthday Donald Duck	10 Maurice Sendak (1928)	11	12 Johanna Spyri (1827) Anne Frank (1929)
13 	14 Laurence Yep (1948) Flag Day 	15 Smile Power Day 	16 Isabelle Holland (1920)	17	18 Pat Hutchins (1942) Pam Conrad (1947) Chris Van Allsburg (1949)	19 Happy Birthday to Garfield the Lasagna Loving Cat
20 Father's Day 	21 Robert Kraus (1925) Summer Begins 	22	23 Rainbow Appreciation Day 	24 Leonard Everett Fisher (1924) Kathryn Lasky (1944)	25 Eric Carle (1929)	26 Charlotte Zoltow (1915) Nancy Willard (1936) Thomas Locker (1937)
27 Captain Kangaroo 	28 Esther Forbes (1891) Anne Pellowski (1933)	29 Antoine de Saint Exupery (1900)	30 David McPhail (1940)	ALA Annual Conference - New Orleans		
Design a special card for that special dad to let him know how much he is loved. Organize a program featuring "The Doughnuts" from Homer Price by Robert McCloskey.						

July 1993

SUNDAY	MONDAY	TUESDAY	WEDNESDAY	THURSDAY	FRIDAY	SATURDAY
				1 1st Adhesive Postage Stamp (1847) 	2 Jean Craighead George (1919) Jack Gantos (1951)	3
				ALA - New Orleans		
				8 James Giblin (1933)	9	10 Martin Provensen (1916)
				15 Clement C. Moore (1779)	16 Arnold Adoff (1935) Richard Egielski (1952)	17 Chris Crutcher (1946) Happy Birthday Disneyland 
				22 Pied Piper of Hamelin Anniversary 1376 	23 Robert Quackenbush (1929) Ice Cream Cone Created 1904 	24
				21	29	31
				14 Peggy Parish (1927) Laura Numeroff (1953)		
				13 Marcia Brown (1918) Ashley Bryan (1923)		
				20 1st Moon Landing (1969) 		
				27 Take Your Houseplants for a Walk Day 		
				28 Beatrix Potter (1866) 		
				26 Jan Berenstain (1923) 		
				25 Carousel Patented 1871 		
				21 Vendy Watson (1942)		
				7		
				6		
				5 John Schoenherr (1935)		
				4 Independence Day 		
				12 Herbert Zim (1909)		
				11 E.B. White (1899) James Stevenson (1929) Patricia Polacco (1944) 		
				14 Peggy Parish (1927) Laura Numeroff (1953)		
				13 Marcia Brown (1918) Ashley Bryan (1923)		
				20 1st Moon Landing (1969) 		
				27 Take Your Houseplants for a Walk Day 		
				28 Beatrix Potter (1866) 		
				26 Jan Berenstain (1923) 		
				25 Carousel Patented 1871 		

August 1993

SUNDAY	MONDAY	TUESDAY	WEDNESDAY	THURSDAY	FRIDAY	SATURDAY
1 Gail Gibbons (1944)  National Clown Week	2 James Baldwin (1924) James Howe (1946)	3 Mary Calhoun (1926)	4 	5 Ruth Sawyer (1880)	6 Barbara Cooney (1917) Frank Asch (1946)	7 Betsy Byars (1928)
8  Elvis International Tribute Week (through 8/16)	9 Seymour Simon (1931) Jose Aruego (1932) Patricia McKissack (1944)	10 Tony Ross (1938)	11 Don Freeman (1908) Jcanna Cole (1944)	12 Walter Dean Myers (1937) Ann Martin (1955)	13 Triskaidekaphobics Beware 	14 Alice Provensen (1918)
15 E. Nesbit (1858) Brinton Turkle (1915)	16 Matt Christopher (1917) 1st Roller Coaster Patent - 1898 	17 Myra Cohn Livingston (1926) Ariane Dewey (1937)	18 Paula Danziger (1944) 	19 Barbara Wersba (1932) Vicki Cobb (1938) Betsy Franco-Feeney (1956)	20 Sue Alexander (1933)	21 Arthur Yorinks (1953)
22	23	24 1st Potato(e) Chips - Saratoga Springs - 1853 	25 Lane Smith (1959)	26 Patricia Beatty (1922)	27 Ann Rinaldi (1934) Suzy Kline (1943)	28 Tasha Tudor (1915) Allen Say (1937) Dream Day
29 	30 Virginia Lee Burton (1909) Laurent de Brunhoff (1925) Donald Crews (1938)	31	During Clown Week, wear silly costumes and clown around. Hold an Elvis look-alike contest. Display books about Martin Luther King and others (real and fictional) who dared to dream on Dream Day.			



JANUARY

WARM IDEAS FOR A COLD MONTH

BOOKS:

Breit, Jan *THE MITTEN*
Goffstein, M.B. *OUR SNOWMAN*
Keats, Ezra Jack *THE SNOWY DAY*
McCully, Emily *FIRST SNOW*
Rockwell, Anne *THE FIRST SNOWFALL*
Welber, Robert *THE WINTER PICNIC*
Zolotow, Charlotte *SOMETHING IS GOING TO HAPPEN*

POEMS:

"First Snow," in *SURPRISES* by Lee Bennett Hopkins
IT'S SNOWING! IT'S SNOWING! by Jack Prelutsky

BOOKS:

JANUARY IS A "SOUPER" MONTH
de Paola, Tomie *WATCH OUT FOR THE CHICKEN FEET IN YOUR SOUP*
Ehlert, Lois *GROWING VEGETABLE SOUP*
Everitt, Betsy *MEAN SOUP*
Gustafson, Scott *ALPHABET SOUP*
Johnston, Tony *THE SOUP BONE*
Sendak, Maurice *CHICKEN SOUP WITH RICE*
Stevenson, James *YUCK!*
Van Rynbach, Iris *THE SOUP STONE*
Zemach, Harve *NAIL SOUP*

POEMS:

"Chocolate Soup," in *MUDLUSCIOUS: STORIES AND ACTIVITIES FEATURING FOOD FOR PRE-SCHOOL CHILDREN* by Jan Irving

"Soup of Soap," in *SOAP SOUP AND OTHER VERSES* by Karla Kuskin
"Lentil Soup"

FILM:

HATS OFF TO JANUARY 15TH


BOOKS:

Berenstain, Stan *OLD HAT, NEW HAT*
Clark, Emma *CATCH THAT HAT!*
Lexau, Joan *WHO TOOK THE FARMER'S HAT?*
Miller, Margaret *WHO'S HAT?*
Slobodkina, Esphyr *CAPS FOR SALE*
Smith, William J. *HO FOR A HAT!*
"The Cat in the Hat"

FILM:

FOLDING STORY: "For Each a Hat" (See pages 11 to 18 in *FOLDING STORIES* by Christine Kallevig.)

SOURCE FOR ACTIVITIES: Irving, Jan *GLAD RAGS: STORIES AND ACTIVITIES FEATURING CLOTHES FOR CHILDREN* (pages 160 to 188)



FEBRUARY

CELEBRATE BLACK HISTORY MONTH

ACTIVITY:

Have children make their own KALAH game. Kalah is known as "the ancient game of skill" in Africa. All you need is an egg carton for a dozen eggs, 36 or more markers (beans, pebbles, or buttons), and a pair of scissors to cut the top off of the carton. If you cannot find the rules for Kalah in any of the sources in your library, contact Randall Enos at Remapo Catskill Library System, 619 North St., Middletown, NY 10940 (800) 327-7343 for the rules to the game.

FEBRUARY IS GOOD FOR SNACKING

BOOKS:

Warner, Penny *HEALTHY SNACKS FOR KIDS*
Warren, Jean *SUPER SNACKS: SEASONAL SUGAR-LESS SNACKS FOR YOUNG CHILDREN*
Zweifel, Frances *PICKLE IN THE MIDDLE & OTHER EASY SNACKS*

FEBRUARY 14TH CAN BE A HEARTWARMING DAY

BOOKS:

Cuyler, Margery *FRECKLES & WILLIE*
Gackenbach, Dick *WITH LOVE FROM GRAN*
Graham-Barber, Lynda *MUSHY! THE COMPLETE BOOK OF VALENTINE WORDS*

Stock, Catherine *SECRET VALENTINE*

IT'S VALENTINE'S DAY by Jack Prelutsky

ACTIVITIES: Make GINGERBREAD VALENTINES

2 1/2 cups	unsifted flour	1/2 cup	margarine
2 teaspoons	cinnamon	1/2 cup	packed dark brown sugar
1 1/2 teaspoons	ginger	1/3 cup	dark corn syrup
1/2 teaspoon	ground cloves	1	large egg
1/4 teaspoon	salt		

In large bowl, sift together flour, cinnamon, ginger, cloves, and salt.

Blend together margarine and brown sugar until smooth. Add corn syrup and egg; beat well. Add dry ingredients, about one-third at a time, mixing until smooth after each addition. Chill dough one hour.

Roll out half of dough on lightly floured surface to one-quarter-inch thickness.

(Reserve other half for decorations or for a second batch of cookies.) Using heart-shaped cookie cutter, press out cookie shapes or use knife to cut around a pattern. Place hearts on cookie sheet. Decorate as desired. Bake at 350 degrees for 15 to 20 minutes until golden. Remove and place on wire racks to cool. Store in covered container. Makes about eight 4-1/2 inch cookies.

(from Philadelphia Inquirer, February 11, 1981)

KEEP IT SIMPLE FOR HONORING OUR FIRST PRESIDENT

ACTIVITY: Have children recite "That Spells Washington." (See pages 288 & 289 of *HOLIDAY PROGRAMS FOR BOYS AND GIRLS* by Aileen Fisher.)

MARCH

GO FLY A KITE IN MARCH

BOOKS:

Gibbons, Gail *CATCH THE WIND!: ALL ABOUT KITES*
Haseley, Dennis *KITE FLYER*
Packard, Mary *THE KITE*

Walter, Mildred Pitts *BROTHER IS THE WIND*
SOURCE FOR ACTIVITIES: Marks, Burton *KITES FOR KIDS*

LET POETRY RING IN MARCH

BOOKS:

Carle, Eric *ERIC CARLE'S ANIMALS ANIMALS*
de Paola, Tomie *TOMIE DEPAOLA'S BOOK OF POEMS*
Kennedy, X. J. *THE KITE THAT BRAVED OLD*
ORCHARD BEACH: YEAR-ROUND POEMS
FOR YOUNG PEOPLE

Livingston, Myra Cohn *POEM MAKING: WAYS TO*
BEGIN WRITING POETRY

MARCH 1ST IS A DAY TO GRUNT ABOUT

BOOKS:

Dyke, John *PIGWIG*
Geisert, Arthur *OINK*
Geisert, Arthur *PIGS FROM A TO Z*
Marshall, James *YUMMERS TOO: THE SECOND*
COURSE

Rodda, Emily *THE PIGS ARE FLYING*
TELL-AND-DRAW STORY: "At the End of the Rainbow" (See
pages 24 to 29 in *DRAW-AND-TELL* by Richard
Thompson)

SHAMROCKS TO YOU ON ST. PATRICK'S DAY

BOOKS:

Baker, James *ST. PATRICK'S DAY MAGIC*
Kroll, Steven *MARY MCLEAN & THE ST. PATRICK'S*
DAY PARADE

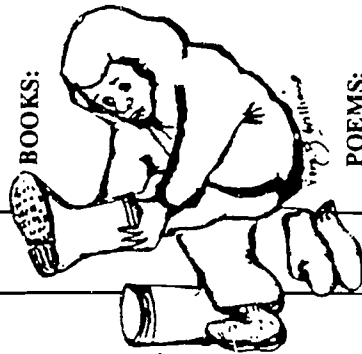
PAPER CUTTING STORY: "Barney's Mission" (See pages 27 to 29
in *IS YOUR STORYTALE DRAGGING?* by
Jean Stangl.)

HURRAH FOR HOUDINI (MARCH 24TH)

BOOKS:

Bang, Molly *TYE MAY AND THE MAGIC BRUSH*
Brenner, Barbara *THE COLOR WIZARD*
Brisson, Pat *MAGIC CARPET*
Cole, Joana *MIXED-UP MAGIC*
Edwards, Anne *THE GREAT HOUDINI*

SOURCE FOR ACTIVITIES: Wylar, Rose *MAGIC SECRETS*



APRIL

EGGS ABOUT IN APRIL!

BOOKS:

Hooper, Meredith *SEVEN EGGS*
(Be sure to have miniature chocolate eggs for your
listeners!)

Lorenz, Lee *DINAH'S EGG*

McGovern, Ann *EGGS ON YOUR NOSE*

Polacco, Patricia *RECHENKA'S EGGS*

Seuss, Dr. *SCRAMBLED EGGS SUPER!*

"To Eat an Egg" in *SOAP SOUP AND OTHER*

VERSES by Karla Kuskin

POEM:

APRIL FOOLS' DAY CALLS FOR SILLINESS.

BOOKS:

Cole, Babette *THE SILLY BOOK*
Cousins, Lucy *MAISY GOES SWIMMING*
Galdone, Paul *THE GREEDY OLD FAT MAN*
Kimmel, Eric *I TOOK MY FROG TO THE LIBRARY*
Pinkwater, Daniel *WEMPIRES*
Ross, Tony *LAZY JACK*

Schwartz Alvin *THERE'S A CARROT IN MY EAR*

AND OTHER NOODLE TALES

Scieszka, Jon *THE TRUE STORY OF THE 3 LITTLE*
PIGS

Wood, Audrey *SILLY SALLY*

"April Fool," in *CELEBRATIONS* by Myra Cohn
Livingston

LAUGHING TIME: COLLECTED NONSENSE

by William Smith

SILLY SONG BOOK by Esther Nelson

SONGS:

IN HONOR OF WASHINGTON IRVING'S BIRTHDAY (APRIL 3RD)

ACTIVITY: Have your young adult volunteers perform *RIP VAN*
WINKLE for the younger children. (See pages 45 to 48 in
READERS THEATRE FOR YOUNG ADULTS by Kathy Latrobe)

CELEBRATE NATIONAL ARBOR DAY (APRIL 26TH)

BOOKS:

Berenstain, Stan *THE BERENSTAIN BEARS & THE*
SPOOKY OLD TREE

Ehlert, Lois *RED LEAF, YELLOW LEAF*

Gackenbach, Dick *THE MIGHTY TREE*

Silverstein, Shel *THE GIVING TREE*

ACTIVITY: Make *FLIBBERS* with the children and have a tree
parade. (See pages 8 & 9 of *HOW TO MAKE FLIBBERS, ETC.: A*
BOOK OF THINGS TO MAKE AND DO by Robert Lopshire.)

MAY

BE A BIKER FOR BOOKS

BOOKS: Hughes, Shirley *WHEELS*
Maestro, Betsy *BIKE TRIP*
Rey, H.A. *CURIOUS GEORGE RIDES A BIKE*
Say, Allen *THE BICYCLE MAN*

TELL-AND-DRAW STORY: "The Pizza Pedaller" (See pages 80 to 87)
FROG'S RIDDLE AND OTHER DRAW-AND-TELL STORIES by Richard Thompson)

FILMS: "Curious George Rides a Bike"
"The Remarkable Riderless Runaway Tricycle"

CELEBRATE "CRITTERS"

ACTIVITIES: Hold a party for Norman Bridwell's Clifford. Contact Donna Siclari at Scholastic Books, (212) 505-3316 for details.
Have a "pet" show with stuffed animals or, if you're brave, real pets. (See page 79 of *THE STORYTIME SOURCEBOOK* by Carolyn Cullum for a book list and more related activities.)

MAY 1ST IS "MOTHER GOOSE DAY"

SOURCE FOR ACTIVITY: *YSS PATTERNS FOR PRECHOOOLERS* (See page 18 for a brief description of a Mother Goose program.)

IDEAS FOR A MOTHER'S DAY TEA

BOOKS: Eastman, P.D. *ARE YOU MY MOTHER?*
Goode, Diane *WHERE'S OUR MAMA?*
Porter-Gaylord, Laurel *I LOVE MY MOMMY BECAUSE . . .*

POEMS: Wymot, Jillian *THE MOTHER'S DAY SANDWICH*
POEMS FOR MOTHERS by Myra Cohn Livingston
ACTIVITIES: Provide tea cup name tags for participants. Have children perform "I'm a Little Teapot." Serve tea and treats and provide a toast to the moms.

ANYTHING GOES FOR "INTERNATIONAL PICKLE WEEK"

BOOKS: Barrett, Judith *PICKLES HAVE PIMPLES AND OTHER SILLY STATEMENTS*
Brown, Marc *PICKLE THINGS*
Pinkwater, Daniel *PICKLE CREATURE*
ACTIVITY: Bring pickles for a PICKLE TASTING CONTEST.



JB

JUNE

ZOO DOINGS AND FISHY FUN

BOOKS: Campbell, Rod *DEAR ZOO*
Carle, Eric *ONE, TWO, THREE TO THE ZOO*
ACTIVITY: Make an "EDIBLE AQUARIUM."
1 package (4-serving size) Jell-O 1/2 cup of cold water
Brand Berry Blue Flavor Gelatin Ice cubes
3/4 cup of boiling water Gummy fish
Dissolve gelatin completely in boiling water.
Combine cold water and ice cubes to make 1 1/4 cups ice and water. Add to gelatin, stirring until slightly thickened. Remove any unmelted ice. (If mixture is still thin, refrigerate until slightly thickened.)
Pour thickened gelatin into 4 dessert dishes. Place gummy fish in gelatin.
Refrigerate until set, about 1 hour.
Preparation time: 20 minutes. Makes 4 servings.

MOOOVELOUS JUNE

BOOKS: Carrick, Donald *MILK*
LeTord, Bijou *A BROWN COW*
Most, Bernard *THE COW THAT WENT OINK*
TELL-AND-DRAW STORY: "The Ghost on P-dersen's Farm"
(See pages 64 to 71 in *FROG'S RIDDLE AND OTHER DRAW-AND-TELL STORIES* by Richard Thompson.)

NUTS ABOUT DOUGHNUTS

ACTIVITY: Make DOZENS OF DOUGHNUT HOLES
2 cups Bisquick 1/4 teaspoon cinnamon
1/4 cup sugar 1/4 teaspoon nutmeg
1/3 cup milk oil for frying
1 teaspoon vanilla powdered sugar
1 egg
Heat oil in an electric skillet or Fry Daddy to 375 degrees.
Mix ingredients together (except oil and powdered sugar) until well blended and knead 8 to 10 times on a floured surface.
Drop by teaspoonful into hot fat and fry until golden brown on both sides.
Drain on paper towel.
While still warm, coat doughnut holes by shaking them in a small paper bag containing powdered sugar.

FOR DAD'S SPECIAL DAY

BOOKS: Asch, Frank *JUST LIKE DADDY*
Long, Earlene *GONE FISHING*
Porter-Gaylord, Laurel *I LOVE MY DADDY BECAUSE . . .*
Watanabe, Shigeo *WHERE'S MY DADDY?*
"What Mary Jo Shared"

FILM:

TELL-AND-DRAW STORY: "Here Comes Dad" (See pages 1 to 4 in *MORE STORIES TO DRAW* by Jerry Mallett)

JULY

PICNIC IN JULY

BOOKS:

Kennedy, Jimmy *TEDDY BEARS' PICNIC*
Kessler, Ethel *STAN THE HOT DOG MAN*

I SCREAM FOR ICE CREAM

BOOK:

Modell, Frank *ICE CREAM SOUP*

ACTIVITY:

Hold an ICE CREAM SOCIAL. Let kids make their own
sundaes. Get an ice-cream maker to create the ice cream.

FOURTH OF JULY FUN

BOOKS:

Keller, Holly *HENRY'S FOURTH OF JULY*
THE STAR-SPANGLED BANNER illus. by Peter Spier

ACTIVITY:

Hold a TODDLER STARS AND STRIPES
PROGRAM. Use star shapes for name tags. Make flag pieces
(stars and stripes) from felt for kids to put together on your flannel
board. Make a swinging star:

Materials: white poster board

red/blue construction paper

1/8" - 1/4" ribbon (red, white or blue)

crayons/markers

star pattern

glue sticks

What to do: Cut 1 star out for each

child (as per pattern).

Cut 5 strips 8" X 1/2" (some red, some
blue for each).

Punch hole on top of star for ribbon.

Let child color star.

Glue strips at bottom of star.

SONG:

"Twinkle, Twinkle Little Star"

MOON MADNESS - FIRST MOON LANDING (JULY 20th)

BOOKS:

Asch, Frank *HAPPY BIRTHDAY, MOON!*
Barton, Byron *I WANT TO BE AN ASTRONAUT*

ACTIVITY:

"BE-ON-THE-MOON PARTY." Make rockets with
paper towel tubes. Decorate with cut out stars, stripes, etc. Ask
children what the moon is like. Serve crescent shaped cookies. Do a
moonwalk.

CATCH A CAROUSEL ON JULY 25th

BOOKS:

Crews, Donald *CAROUSEL*

Martin, Bill *UP & DOWN ON THE MERRY-GO-ROUND*

ACTIVITY:

Have a CAROUSEL PROGRAM. Serve popcorn.
Make carousel horses by using a coloring book picture and soda
straws for the pole. Let children color the pictures.

A BUNNY BASH FOR BEATRIX POTTER (JULY 28th)

BOOK:

Potter, Beatrix *THE TALE OF PETER RABBIT*

ACTIVITY:

Hold a Peter Rabbit Garden Party outside if weather
permits. Eat carrot cake and drink vegetable juice.

AUGUST

CLOWNING AROUND WITH BOOKS

BOOKS:

Adler, David *YOU THINK IT'S FUN TO BE A CLOWN!*
Bottomly, Jane *TODAY I AM . . . A CLOWN*

Burningham, John *CANNONBALL SIMP*

de Paola, Tomie *THE CLOWN OF GOD*

Ehlert, Lois *CIRCUS*

Falwell, Cathryn *CLOWNING AROUND*

Gonnell, Heide *CIRCUS*

Meyer, Charles *HOW TO BE A CLOWN*

Sobol, Harriet *CLOWNS*

TELL-AND-DRAW STORY: "Willy's Gift" (See pages 30 to 35 in
FROG'S RIDDLE AND OTHER DRAW-AND-TELL
STORIES by Richard Thompson)

FILMS:

"Cannonball"

"Clowning Around"

ACTIVITY: Have a CLOWN MAKE-UP PROGRAM using *BE A*
CLOWN by Mark Stolzenberg.

PUPPET PLAY: "Chirpy, Cheerful, Silly, Sad Clowns" (See pages 54
to 62 in *POCKETFUL OF PUPPETS* by Yvonne Winer)

SOURCE: For a "teaching unit" with a wealth of useful materials
about clowns and the circus, as well as circus posters,
write to:

Ringling Brothers and Barnum & Bailey Combined Shows, Inc.

Department of Educational Services

8607 Westwood Center Drive

Vienna, VA 22182

ELVIS MANIA

ACTIVITY: Sponsor a "SOCK HOP" for the family. Have par-
ticipants dress in 50's style clothing, provide music from the 50s and
have activities popular from the 50s, such as a dance contest or a
talent show (encourage lip-syncing to Elvis songs and others). In-
volve your library staff in planning, especially if you are too young to
remember this era.

KINDERGARTEN KRAZINESS

ACTIVITY: Hold a "KINDERGARTEN READINESS PROGRAM"
for children entering kindergarten. (See pages 40 to 42 of *PAT-
TERNS FOR PRESCHOOLERS* by YSS or contact Sandra A. Gil-
lard, Richmond Memorial Library, 19 Ross St., Batavia, NY 14020,
(716) 343-9550 for more information.)

S E P T E M B E R

COME & GET YOUR LIBRARY CARD IN SEPTEMBER

BOOKS: Huff, Barbara *ONCE INSIDE THE LIBRARY*
 Porte, Barbara Ann *HARRY IN TROUBLE*
SOURCE FOR ACTIVITIES: Cullum, Carolyn *THE STORYTIME SOURCEBOOK* (See page 68 for a list of books and other media, craft and activity ideas.)

BACK-TO-SCHOOL MONTH

BOOKS: Ahlberg, Janet *STARTING SCHOOL*
 Henkes, Kevin *CHRYSANTHEMUM*
 Schwartz, Amy *ANNABELLE SWIFT, KINDERGARTNER*

GRANDPARENTS GALORE (SEPTEMBER 12th)

BOOKS: Ackerman, Karen *SONG & DANCE MAN*
 Carlson, Nancy *VISIT TO GRANDMA'S*
 Greenfield, Eloise *GRANDPA'S FACE*
 Olson, Arielle *HURRY HOME, GRANDMA!*
ACTIVITY: Have children bring grandparents to storytime.
SOURCE FOR ACTIVITIES: Wilmes, Liz *CIRCLETIME* (pages 17 & 18)

TRIBAL TALES (SEPTEMBER 24th)

BOOKS: de Paola, Tomie *THE LEGEND OF THE INDIAN PAINTBRUSH*
 Goble, Paul *THE GIRL WHO LOVED WILD HORSES*
 Lecch, Jay *BRIGHT FAWN AND ME*
 Martin, Bill *KNOTS ON A COUNTING ROPE*

HAPPY BIRTHDAY JOHNNY APPLESEED (SEPTEMBER 26th)

BOOKS: Asch, Frank *OATS & WILD APPLES*
 Gibbons, Gail *THE SEASONS OF ARNOLD'S APPLE TREE*

ACTIVITY: Kellogg, Stephen *JOHNNY APPLESEED*
 Hold a JOHNNY APPLESEED BIRTHDAY PARTY (for ages 2 1/2 - 4). Make a flannel board apple tree. Cut brown felt trunk, green tree shape with felt and apples. Let each child put an apple on the tree. Serve apple juice, apple fig bars, or cut up apples or make blender applesauce.



O C T O B E R

POPPIN' GOOD BOOKS FOR POPCORN MONTH

Asch, Frank *POPCORN*
 Thayer, Jane *THE POPCORN DRAGON*

VEG OUT ON OCTOBER 1ST

BOOKS: Demarest, Chris *NO PEAS FOR NELLIE*
 McMillan, Bruce *GROWING COLORS*
SOURCE FOR ACTIVITIES: Irving, Jan *MUDLUSCIOUS: STORIES AND ACTIVITIES FEATURING FOOD FOR PRESCHOOL CHILDREN* (pages 34 to 54)

DISCOVER THESE ON COLUMBUS DAY

BOOKS: Fischetto, Laura *ALL PIGS ON DECK: CHRISTOPHER COLUMBUS'S SECOND MARVELOUS VOYAGE*
 Fritz, Jean *THE GREAT ADVENTURE OF CHRISTOPHER COLUMBUS*
 Sis, Peter *FOLLOW THE DREAM*

ACTIVITY: Make boats by placing clay in empty halves of walnut shells. Use toothpicks for masts and scrap paper for sails.

HALLOWEEN HOWLINGS

BOOKS: Friedlander, Robert *HOW TO HAUNT A HOUSE*
 Holleyman, Sonia *MONA THE VAMPIRE*
 Marshall, James *SPACE CASE*
 Meddaugh, Susan *THE WITCHES' SUPERMARKET*
 Saunders, Richard *HORRORGAMI!*
 Williams, Linda *THE LITTLE OLD LADY WHO WASN'T AFRAID OF ANYTHING*

POEMS: *SPOOKY POEMS* ed. by Jill Bennett
ACTIVITY: Read "Five Little Pumpkins."
 Have a costume caper and give ribbons for spookiest, most realistic, etc. Encourage library staff to dress in costume, also.

Feel the monster library staff to dress in costume, also.
 in and touch body parts of your library monster. Use grapes (eyes), peeled banana (tongue), fruit roll up (skin), rice (maggots), wet yarn (hair), green beans (fingers), wet cauliflower (brains), pretzel sticks (bones) and let your evil imagination take over.
 Divide the group into teams. Have a mummy wrap with toilet paper. Hand out trick-or-treat bags with stickers and book marks.

NOVEMBER

TAKE AN AUTHOR TO LUNCH (NOVEMBER 1st)

ACTIVITIES: Have a luncheon or tea for local authors. Invite authors to read from their works, autograph their books, meet the children. If you don't have any authors in your area and don't have money in your budget to import them for the day, contact the school PTA to see if they would co-sponsor an Author's Day program. In lieu of having a live author visit, set up a program highlighting an author and his/her work. For example, show a video about the author, contact the author via telephone (set this up in advance), hold a book discussion of a selection of the author's books, have children write to the author. Put together a "scrapbook" with correspondence from the authors.

SANDWICH IN A SANDWICH PROGRAM (NOVEMBER 3rd)

BOOKS: Gelman, Rita *THE BIGGEST SANDWICH EVER*
Pelham, David *SAM'S SANDWICH*

ACTIVITY: Make PAPER SANDWICHES using different colors and textures of scrap paper for the ingredients.

SOURCE FOR ACTIVITIES: (see below)

SMOOTH AND CRUNCHIE (NOVEMBER 13th)

BOOKS: George, Diann *PEANUT BUTTER WITCH*
Wescott, Nadine *PEANUT BUTTER & JELLY*

ACTIVITY: For a "PEANUT BUTTER BASH," perform "A Peanut Butter Sandwich," a play adopted from *THE MOUSE AND THE MOTORCYCLE* by Beverly Cleary. (See page 113 in *PRESENTING READER'S THEATER* by Caroline Feller Bauer.)

SOURCE FOR ACTIVITIES: Irving, Jan *MUDLUSCIOUS: STORIES AND ACTIVITIES FEATURING FOOD FOR PRESCHOOL CHILDREN* (pages 16 to 18 - sandwiches, pages 30 to 32 - peanut butter)

TURKEY TIMES

BOOKS: Adler, David *THE PURPLE TURKEY AND OTHER THANKSGIVING DAY RIDDLES*

Brown, Marc *ARTHUR'S THANKSGIVING*
Child, Lydia *OVER THE RIVER & THROUGH THE WOOD*

Pilkey, David *'T WAS THE NIGHT BEFORE THANKSGIVING*

ACTIVITY: Encourage patrons to bring in supplies to STOCK THE LOCAL FOOD PANTRY. Put out a collection box with an inviting poster listing guidelines for donated items (canned food, etc.).

DECEMBER

HURRAH FOR HANUKKAH

BOOKS:

Goffstein, M.B. *LAUGHING LATKES*
Hirsh, Marilyn *POTATO PANCAKES ALL AROUND*
Kimmel, Eric *HERSHEL AND THE HANUKKAH GOBLINS*

Schotter, Roni *HANUKKAH*

SOURCES FOR ACTIVITIES: Warren, Jean *SMALL WORLD CELEBRATIONS* (pages 109 to 117)

Wilmes, Liz *CIRCLE TIME BOOK* (pages 44 & 45)

MAKE MERRY

BOOKS:

Brett, Jan *THE TWELVE DAYS OF CHRISTMAS*
Delacre, Lulu *LAS NAVIDADES: POPULAR SONGS FROM LATIN AMERICA*

Harrison, Susan *CHRISTMAS WITH THE BEARS*
Hoban, Lillian *ARTHUR'S CHRISTMAS COOKIES*
Kovalski, Maryann *JINGLE BELLS*
LeTord, Bijou *THE LITTLE HILLS OF NAZARETH*
Moore, Clement C. *THE NIGHT BEFORE CHRISTMAS*
(ill. by Tomie de Paola)

Van Allsburg, Chris *POLAR EXPRESS*

IT'S CHRISTMAS by Jack Prelutsky

ACTIVITY:

Make CANDY CANE REINDEER.

Materials: Wrapped candy canes (white or striped) pipe cleaners - red, green, white blue or black small round labels for eyes red large round label for nose

What to do: Twist pipe cleaner around curve of candy cane.

Bend to form antlers.

Place dots to form face.

Nose goes on short tip.



BOOKS:

WRAP UP THE YEAR WITH KWANZAA

Chocolate, Deborah *KWANZAA*

Porter, A.P. *KWANZAA*


ACTIVITY: Weave a MKEKA (place mat) with cloth or 8 1/2" X 11" sheets of colored paper cut into strips.

SOURCES FOR ACTIVITIES: Warren, Jean *SMALL WORLD CELEBRATIONS* (pages 139 to 147)

Wilmes, Liz *CIRCLE TIME BOOK* (pages 56 & 57)

SUMMERTIME FUN

The summer sun is in the sky
Shining, shining, up so high
(form circle with hands above head)
Makes it warm for outside fun;
To play at the park and run;
(move fingers as if running)
To swim and hike and fish;
(pretend to do each)
And go on a picnic if you wish
(rub stomach)



STORIES:

SUMMER by Low

JUST GRANDMA AND ME by Mayer

WHAT I DID LAST SUMMER by Prelutsky

FORGETFUL BEARS by Weinberg

PICNIC by McCully

PIG PIG GOES TO CAMP by McPhail

BETTER NOT GET WET JESSE BEAR by Carlstrom

FINGERPLAYS:

"Day At the Beach"

"A Little Boy's (Girl's) Walk"

"Five Little Seashells"

"Five Little Hotdogs"

"Riding the Merry-Go-Round"

SUMMERTIME GAMES

At the Beach

Children sit in a circle while the leader goes around and whispers to each player the name of some object commonly found on the beach (sand, blanket, pail, shells, umbrella, etc.). The leader then starts telling a story about a day at the beach. Whenever one of the objects for which the players are named is mentioned, that player must stand up, turn around and sit down again. Should the word "beach" be mentioned, all must stand up, turn around and sit down again. You can repeat this game at all summer storytimes or programs using different themes: In the Rain, In the Tub, In the Pool, etc.

Rainbows All Over

Carefully-placed prisms can create rainbows all over a room. Jump on a rainbow; read on a rainbow; dance on a rainbow; sit on a rainbow; sleep on a rainbow. The nice thing about these rainbows is that they are all created by the sun. They appear at different times each day and crop up in surprise places depending on where the prisms are.

Beach Ball Relay

Have children balance a small or medium-sized beach ball on a large kitchen cooking spoon and walk to a designated point and back without bouncing it. Older children can try putting the beach ball between their legs and walk, run or jump to the designated point.

Clothespin Divers

Each child gets a clothespin "diver" and tries to throw it into a tub of water 6 feet away. Successful tossers can then move back to 7 feet, 8 feet, etc.

Watermelon Seed Spitting Contest

Use chalk to mark a spitting line. Next measure and mark off lines at 6, 12 and 18 feet. Then pass out the slices and see who can spit the furthest. (Even losing is fun in this one!)

Bob for Apples

This may be more traditional at Halloween, but it's fun and wet in the summer too.

SUMMERTIME OLYMPICS



As a special summertime event for your young teens, hold a library Olympics with relay races, standing broad jump, and other events as follows:

Shoe Launch

Borrow an old tennis shoe from an older brother or father. Try to get a big one. Draw a line on the ground. Each person stands on this line to kick. Put the shoe on and see how far you can kick it. Measure how far the shoe goes. Count the best one out of three tries.

50 Yard Swim

Give each player a cup of water. Have them stand behind the starting line. Mark a finish line 20 feet away. Signal for them to start hopping on one foot toward the finish line. Be careful not to spill the water. The one to finish with the most water in his cup wins.

Swim Medley

Choose partners. Give each pair a cup of water and a teaspoon. Begin feeding water to your partner with the teaspoon. The first pair to empty their cup wins.

Discus Throw

Stand behind the line. Throw paper plates for distance. The longest throw wins.

Hammer Throw

Blow up a paper bag. Twist the end shut and tie on a three foot piece of string. Grasp the end of the string and swing the bag over your head in a circle. Then throw the bag by letting go of the string. Win by throwing your bag the farthest.

Adapted from the Colorado 1990 State Summer Reading Program Manual.

50 Yard Dash

Form two even teams. Line them up single file behind the starting line. Find two shoelaces and two strips of cardboard six inches long and three inches wide (index cards will do). Punch six holes the same distance apart down the middle of each strip. Put one strip and one shoelace across the room from each team. Begin the race. The first players run across and thread the lace in and out of the holes in the strip. Leave the strips there. Return home and tag the next player. He runs to the strip and unthreads the lace. He leaves it there and runs home. Repeat these two steps until one team is finished.

Shot Put On

Blow up large balloons. Have players stand with feet behind a line. Balance the balloon on the palm of the hand and throw it. Score points for the longest throw.

Javelin Throw

Stand behind a line. Throw drinking straws for distance. The farthest throw wins.

Mile of the Twine Relay

Divide players into two even teams. Line each player up, one behind the other. Give the first player on each team a ball of twine. He wraps the twine around him once and passes it on to the next player. He does the same and passes the ball of twine on. Continue the twine winding to the end of each team. The last player then begins rewinding the twine on the ball, and passes it to the player in front to do the same. Repeat the rewinding until the ball of twine reaches the first player again. The first team to finish wins.

Low Hurdles

Sprinkle peanuts in shells in a path from start to a goal line a few feet away. Make a path of the same number of peanuts for each player. Shell peanuts and eat them on the way to the goal. First one there with their peanuts all eaten wins.

TIME CAPSULES

This summer would be a perfect opportunity to make a community time capsule to be "stored" at the library. You could have a special program or dedicate one of your weekly club meetings to brainstorming about what articles to include in the time capsule as a record of contemporary culture. Plan to open the time capsule during the library's summer reading program ten years from now.

Tips on preparing and burying a time capsule may be found in the October 1992 issue of *Odyssey* and in the July/August 1992 issue of *3-2-1 Contact* (see Chapter 6 for details).

If your library successfully creates a time capsule, consider sending information about your capsule to the International Time Capsule Society, c/o Registrar's Office, Oglethorpe University, Atlanta, GE 30319-1441. In 1940 Oglethorpe University buried a number of objects that are to be unearthed in the year 8113. They are very interested in any time capsule information and will add your information to their computer list.

The Port Washington Public Library (Nassau) has already had experience with a Time Capsule Contest:

DAN QUAYLE AND MURPHY BROWN?

To celebrate its centennial year, the Port Washington Public Library (Nassau) conducted a Time Capsule Contest and asked the community what best represents life in 1992. Winning items were selected by a panel of judges. Among the items citizens of the year 2092 will find when they open the capsule are a micro-chip, a condom, a 1992 election sheet and newspaper announcing election results, a CD-ROM disc, photographs of endangered animals, an aluminum can, roller blades, a 1992 Olympic cap, and a picture of Dan Quayle and Murphy Brown. Written explanations will accompany each item. In researching time capsules, the library discovered that the biggest problem is that people forget about their existence. To address this problem the library launched a "Keepers of the Capsule" contest to select 25 local 10-year-olds whose official task is to remember. Winners were selected on the basis of a letter written to an imaginary 10-year-old living in the year 2092.

Library Hotline, January 25, 1993

You might also have children make their own time capsules to "bury" at home. Here is a set of directions:

A TIME CAPSULE



Here is something fun you can do! Make a time capsule and put lots of things in it, some important and some not so important. A time capsule could be a shoe box, paper carton or a metal box.

Some items to put in your time capsule might include:

- Snapshots of you, family, friends and pets
- Tape cassette of you and your friends together
- Newspapers and advertisements
- Pictures of current hairstyles and automobiles
- Words and music of popular songs
- Names of best-selling books or lists of your favorite books
- Ticket stubs from concerts, plays, or events you attended
- TV guide and movie listings
- Letters you received
- All the stuff that's in your pockets right now.

I'm sure you will be able to think of others.

Place everything you have collected in your box and seal it. Put today's date on it and place it in a safe place. One, five or ten years from now you can open your time capsule and enjoy the items you placed in it.



Used with permission from the Colorado 1990 State Summer Reading Program Manual.

THE PAST, PRESENT, AND FUTURE

THE PAST

Focus on history and preserving the past to generate lots of interesting programming ideas.

***Explore Old-Time Pastimes**

Through crafts, stories, and films, explore what life was like before TV. Here are some old-time recreations to try:

Marbles
Paper Dolls
Cross Stitch
Quilting
Hopscotch
Weaving
Tie-Dying

Spinning
Felting
Jacks
Stenciling
Scherenschnitte (paper folding & cutting)
Rag Dolls
Taffy Pull

***Enjoy Time-Honored Games**

A good source for "timeless" games is Vivienne Sernaque's book, *Classic Children's Games: A Treasury of Good Times for Children 2 To 10* (Dell, 1988). It includes favorite childhood games arranged by age groups, with detailed instructions, rules, historical lore and equipment needs. You can find jump rope rhymes, nursery rhyme games, jacks, tiddledywinks, ball games, and more.

***Grandparents Are Grand!**

Host a Grandparents' Day at the library.

Invite grandparents to read aloud their favorite childhood books or to share stories in the oral history tradition.

Have a display of classic children's books.

Enjoy homemade ice cream.

Have parents and grandparents help compile a list of favorite old-time movies and television shows.

Have a storytime with the theme of grandparents. Choose from among the many, many intergenerational titles available:

Ackerman
Biel
Fox
Hest
Hurd
Skorpen

Song and Dance Man
Grandma According To Me
Wilfrid Gordon McDonald Partridge
Crack-of-Dawn Walkers
I Dance in My Red Pajamas
Mandy's Grandmother

***Remember When...**

Bi-Folkal kits and Slideas sets by Bi-Folkal Productions, Madison WI 53703, are great programming tools for exploring the past. The Remembering Kits would be ideal for an intergenerational program and cover such topics as:

Pets	Automobiles
Fun and Games	Fall
Music	Farm Days
Fashion	The Depression
Work Life	School Days
The Home Front	1924
Summertime	Train Rides
Birthdays	County Fairs

For a special event, if funds permit, contact The Movable Museum, Genesee Country Museum, Education Dept., Flint Hill Rd., P.O. Box 310, Mumford, NY 14511, (716) 538-6822. Museum staff, dressed in period clothing, can do a variety of interesting presentations on the 19th century: The General Store, The Little Red Schoolhouse, Basket Making, Spinning, Quilting, Tinsmith, The Spice Box, and more.

***History of the Book**

If you have access to a Special/Rare Book collection, offer a hands-on program on the history of books and printing. See *American Libraries*, July/August 1991, Vol. 22, No. 7, p. 670, for a sample program at the Albuquerque/Bernalillo County (NM) Library: "Kids Become Time-Travelers Through the History of the Book."

***Timelines**

Older children could research a favorite period in history or an interesting topic such as Inventions and make a timeline of important dates and events. The finished projects could be displayed around the library.

Have fun helping children make personal timelines of events in their lives. Call your program, "This is Your Life Line" or "Getting a Line On Your Past." With younger children, share such stories as *Miss Rumphius* by Barbara Cooney; *Aunt Flossie's Hats (And Crab Cakes Later)* by Elizabeth Howard; *All Those Secrets of the World* by Jane Yolen. With young teens, read selections from *The Burning Room* by Paul Fleischman, which deals with the life cycles of birth and death.

Children could also make an hourly timeline of daily activities, from "wake up" to "go to bed." Young teens could keep a log of time spent on various daily activities. You could bring in a guest speaker to talk to them about time management and to help them evaluate their daily routines as reflected in their log books. For fun, teens could determine the average amount of time spent eating, sleeping, watching TV, and so on. A sample log sheet follows.

[illegible]

***Create a Local History Timeline**

Invite a speaker from a local museum or historical society to discuss your town's history, first settlers, first buildings, and so on. Have children construct a timeline of historical community events. Share books:

Lyon, George Ella
Yolen, Jane
Garland, Sherry
Baker, Jeannie

Who Came Down That Road?
Letting Swift River Go
The Lotus Seed
Window

***Grow A Family Tree**

Q. What Do You Call a Genealogist?

A. A Clan Digger!

Invite families to a workshop to "build" a family tree. Parents provide the names, relationships, and other data for children to fill in on a paper tree. Or the children could write the names on wood craft sticks (Popsicle sticks) which are glued on paper to create the tree trunk and branches. Green leaves are drawn around the stick branches with crayons or markers. This workshop could easily be a successful intergenerational program. You will find many excellent titles cited in Chapter 6 on genealogy for kids.

***Family Banner : Storytime and Craft for Parents and Children**

Ages: 3+

Books: *Daddy Makes the Best Spaghetti* by Anna Grossnickel Hines; *Me Too* by Mercer Mayer; *All Kinds of Families* by Norma Simon; *Weird Parents* by Audrey Wood.

Craft: Construct a Family Banner.

Materials Needed: 1 sheet white construction paper, 12"x18"
crayons, markers
stickers
family photos brought from home
set of directions for each family

1. Write family name on top of the paper.
2. Trace each family member's hand and write the name under it.
3. Decorate the hands with crayons, markers, stickers, or photos.

Craft adapted from *The Giant Encyclopedia of Theme Activities for Children 2 To 5: Over 600 Favorite Activities Created by Teachers for Teachers*. Copyright 1993, by Gryphon House, Mt. Rainier, MD.

*Finding Roots in Time Past : Finding the Big Dipper and the North Star

Ages: 4-9

Starter: Acquaint children with the formation of the Big Dipper and North Star.

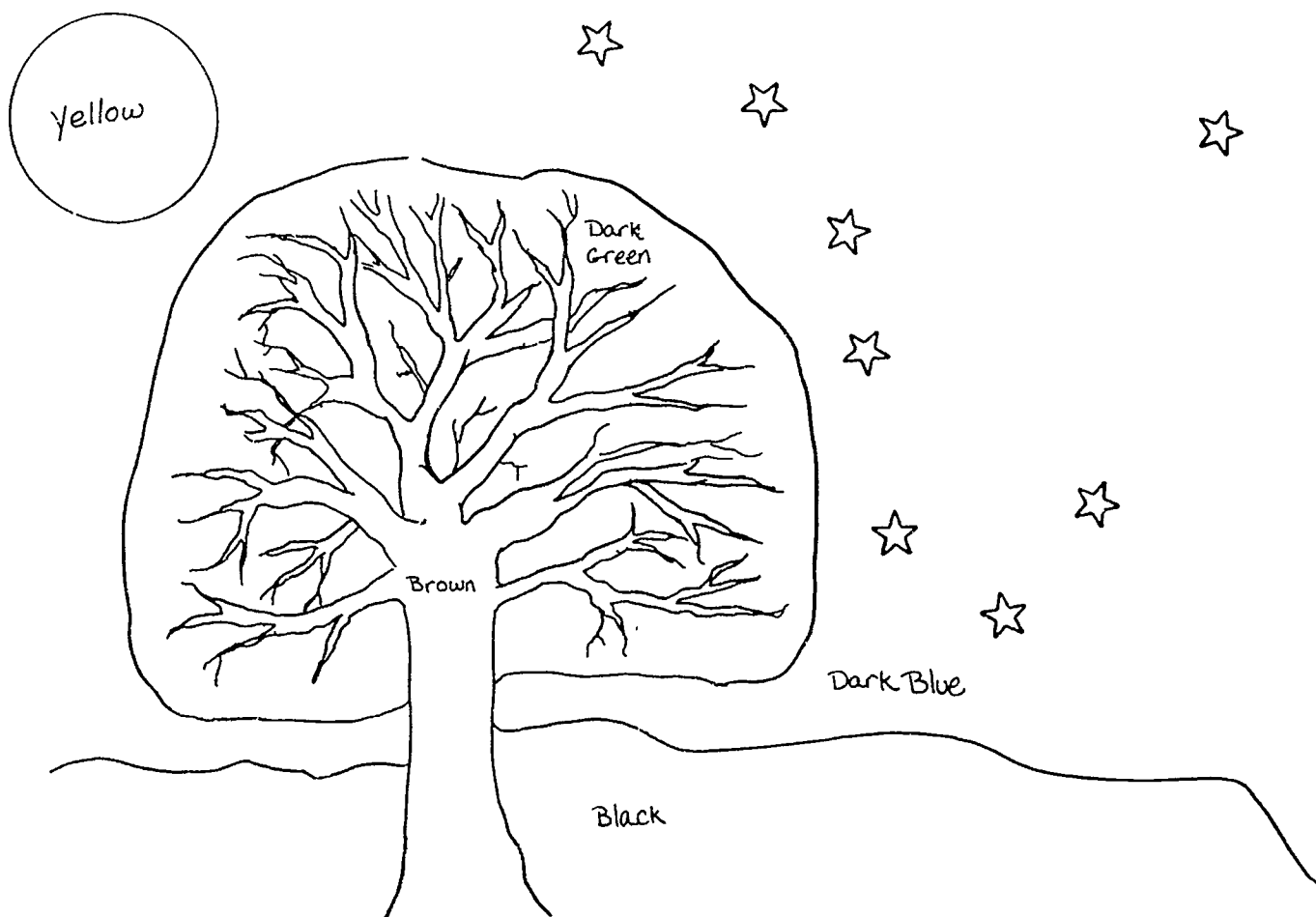
Books: *The Big Dipper* by Franklyn Branley; *Follow the Drinking Gourd* by Jeanette Winter; *A Picture Book of Harriet Tubman* by David Adler; *Sweet Clara and the Freedom Quilt* by Deborah Hopkinson.

Songs: Selections from *Shake It To the One That You Love the Best : Play Songs and Lullabies From Black Musical Traditions* (Warren-Mattox Productions, 1989).

Activity: Construct a skyscape modeled after scenes in *Follow the Drinking Gourd*.

Materials: Construction paper (dark blue, dark green, brown, yellow)
Self-adhesive metallic stars (gold, silver, 1/2" and 3/4")

Distribute a sheet of dark blue construction paper premarked with the seven points of the Big Dipper and the North Star; distribute other parts of the skyscape (tree, foliage, terrain and moon) which may be precut for younger children. Glue parts of the skyscape to the blue sheet. Stick metallic stars in place to form the Big Dipper and the North Star.



*Dear Diary...

Ages: 9+

Offer a program on keeping a diary or personal journal. Use Carla Stevens book, *A Book Of Your Own: Keeping a Diary or Journal* (Clarion, 1993), as the focus of your program. It explores both how to keep a diary and why.

Share excerpts from diaries past and present as well as such books as:

Blos	<i>A Gathering of Days: A New England Girl's Journal, 1830-32</i>
Cleary	<i>Strider</i>
Hamm	<i>Bunkhouse Journal</i>
McKenna	<i>Eenie, Meanie, Murphy, No</i>
Robertson	<i>Henry Reed, Inc.</i>
Frank	<i>Diary of a Young Girl</i>
Marsden	<i>So Much To Tell You. . .</i>
Mazer	<i>I, Trissy</i>
Meltzer (ed.)	<i>American Revolutionaries: A History In Their Own Words</i>
Rappaport (ed.)	<i>American Women: Their Lives In Their Words</i>
Schami	<i>A Hand Full Of Stars</i>
Scholl	<i>At the Heart of the White Rose: Letters and Diaries of Hans and Sophie Scholl</i>
Sebestyen	<i>The Girl in the Box</i>
Townsend	<i>The Secret Diary of Adrian Mole, Aged 13 3/4</i>
Zindel	<i>The Amazing and Death-Defying Diary of Eugene Dingman</i>



Pet Gummings '94

4-36

*Memory Books

Children might enjoy making a 1994 Summer Memory Book. Make paper booklets tied together with yarn. Have children design a page for each of their summer favorites:

favorite reading spot
favorite book
favorite sport
favorite friend
favorite vacation

If you want to try a more elaborate program, consider the following program presented by Lisa Wemett and Lucy McCormick at the Fairport Public Library.

July 6 - Capturing Your Past and Present On this 125th anniversary of Fairport, create some history of your own! Design a MINI-ALBUM of you and your family, complete with photos, descriptions, and stories. It will surely be a family heirloom! You'll need to bring about 6 photos (no larger than 3 1/2" by 5") of you, your parents, brothers, sisters, grandparents, pets, and your house. If you don't have all the photos, come anyway; you can add them later. Participants at this program will be eligible for a door prize: win a genuine time capsule to further preserve your family history. There will be a \$1.50 charge for the album. **Registration is now in progress. LIMIT: 20 people.** (1 1/2 hrs.)

You may purchase mini-photograph albums at K-Mart or Woolworth's. Try to obtain some old photo albums from a local resident or local museum to share with your program participants so they will have a sense of how photo albums are a form of family history. Also make use of the many resource books available on collecting and preserving family and local history.

For more information on this program, you may contact Lucy McCormick, 31 Bridgewood Drive, Fairport, NY 14450, (716) 223-6934.

Here are some sample pages that could be used in your Memory Books.

The 1992 Me

My friends would say I am...

In my free time, I like to...

My dream vacaion is to...

With a million dollars, I would...

A person from the past I'd like to meet is...

My goal in life is to...

An Album Made By

on

The 1992 Me

My Favorites:

Food _____

TV Show _____

Movie _____

Musical Group _____

Cartoon Character _____

Book _____

Friend(s) _____

What's in a Name?

First name

Last name

***Time Travel**

In 1985 the Mid-York Library System had readers "Book A Trip Through Time." Here are their suggested approaches to time travel:

- Travel to a variety of historic periods and places
- Travel to a single period and explore it in detail
- Travel through the year and explore the seasons and holidays
- Travel through time but stay in a single location

Each week of your program try visiting a different kind of time: outer space time, plant time, animal time, joke time, summer time, travel time, and future time. This was done in 1990 by the Colorado State Summer Reading Program.

The Schenectady County Public Library has offered a "Once Upon A Time" program series which focused on a different time period each week:

- In Ancient Egypt
- In the Land of Shadows
- In the Middle Ages
- In Colonial America
- In Victorian England
- In the Wild West
- In the World of Stories
- In A New Land

The Buffalo and Erie County Public Library also traveled through time in the summer of 1987. Here are some of their weekly programming ideas for time travel:

Week 1 Age of Dinosaurs

- Make clay or papier mache dinosaurs.
- Dig up Dinosaur Bones. Hide cardboard bones around the library. Put them together to make a dinosaur poster.
- Dinosaur Egg Hunt. Hide dinosaur eggs around the library (pantyhose containers filled with dinosaur cookies or crackers or dinosaur stickers).
- Make sock puppet dinosaurs. (For directions see *The Little Witch's Dinosaur Book* by Linda Glovach.)

Week 2 Knights and Medieval Times

- Make stained glass windows.
- Make Robin Hood hats or magician cone hats. (See *Kings, Queens, Knights & Jesters* by Lynn Schnurnberger)
- Make a dragon paper bag puppet.
- Have a jester's joke contest.

Week 3 Pirates and Sea Captains

Make sea captain hats from newspaper.
Have a pirate costume contest.
Have a treasure hunt in the library.

Week 4 Colonial America

Have a tea party.
Make homemade butter, ice cream, or a model of a Colonial house.
Dry herbs.
Play old-fashioned games.
Make rag dolls.
Have a picnic lunch of Boston (iced) tea, Williamsburgers, hasty pudding, etc.

Week 5 Cowboys and the Wild West

Give your library a "ranch" name.
Put up WANTED posters.
Make sheriff badges out of cardboard and cover with foil.
Play "Pin the Brand on the Cattle."
Have a Cowboy Costume contest.
Have a storytime around a "campfire" and sing cowboy songs.

Week 6 The 1960's

Make love beads and paper flowers.
Tie-dye T-shirts or teach macrame.
1960's lip sync contest.
Make peace medallions out of cardboard and string.
Have a Beatles Trivia contest.

Week 7 Outer Space

Have a Best Alien Costume Contest.
Make spaceships or time machines.
Make a model of a moon station.
Sample dried astronaut food (use dehydrated foods for camping).



For a program grand finale, you could feature a performer who "goes back in time."

Storyteller Gretchen Murray Sepik
3278 Oak Orchard Rd.
Albion, NY 14411
(716) 589-7080



Her characterizations and storytelling can go back to the 19th century and the Erie Canal or Susan B. Anthony, to the 1700's and the Seneca Mary Jemison, or to the Blue Ridge Mountains and Naomi Brown.

Paul Stillman
Historically Speaking
P.O. Box 488
Cameron Mills, NY 14820
(800) 788-4278

Paul Stillman does great storytelling performances and historical characterizations in period costumes for ages 10 yrs. to senior citizen. Take a journey back into the past to meet:

Nasty Ned, the Frontiersman (1770-1800)
Benjamin Franklin (1760)
U.W. Learnmore, the Schoolmaster (1800)
Thomas Stillwell, Revolutionary War Soldier (1775)
Ethan Stillman, Early American Craftsman (1800)
Byron Scott, Civil War Soldier (1862)

*Looking Backward — Looking Forward

Ages: 6-12

Starter: Use the audiocassette, *Mr. Bach Comes To Call* (Classical Kids). The beginning of the tape presents the send-off of Voyager II into space with a time capsule on board.

Picture Books: *June 29, 1999* by David Wiesner; *Dinosaur Dream* by Dennis Nolan; *Alistair's Time Machine* by Marilyn Sadler; *Professor Noah's Spaceship* by Brian Wildsmith.

Booktalk Titles: *Stonewords* by Pam Conrad; *The Case of the Dragon In Distress* by E. W. Hildick; *The Best-Kept Secret* by Emily Rodda; *Dinosaurs Before Dark* by Mary Osborne; *Strange Attractors* by William Sleator.

Activity: Construct a time capsule.
Ideas for making a time capsule may be found earlier in this chapter under the heading, "Time Capsules."



Pat Cummings '94

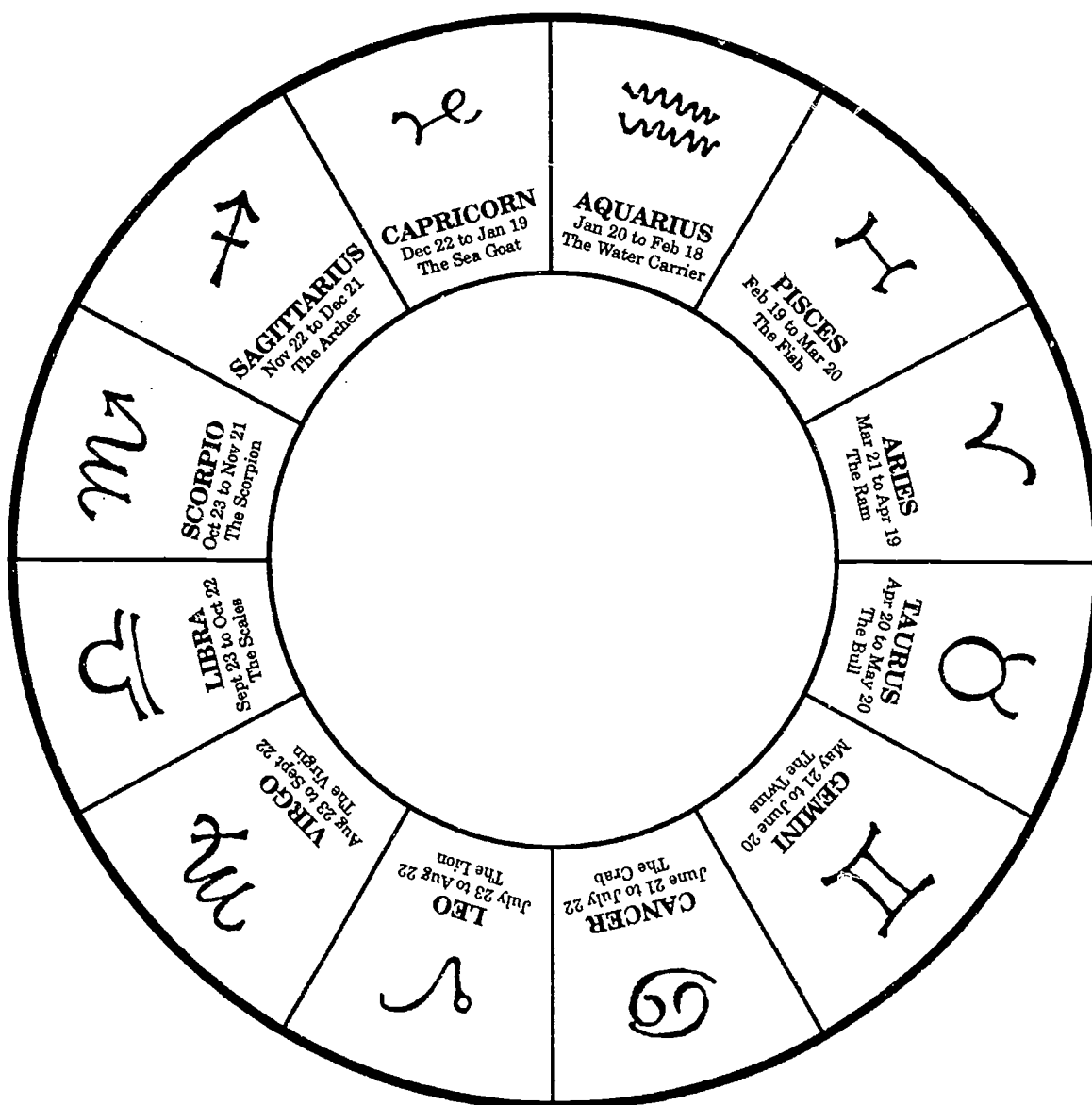
THE FUTURE

Have children predict the future. Save predictions to be opened at a later date.

Look into the future by having a program on robotics. Lisa Wemett tried this program at the Fairport Library in February 1993 with great success.

Have your book discussion group read time travel books, then make a travel "museum" of artifacts important to these time travelers.

Invite an astrologer to your library to do a presentation on astrology, star signs, horoscopes, and the zodiac (the great clock in the sky). Combine the presentation with a craft activity, "Make Your Own Wheel of Life." Young people could design and construct their own zodiac, highlighting their own astrological sign in the center or on the back.



MUSIC TIME

For a change of pace, try keeping time to the music!

Have a Kazoo Marching Band or a boombox parade with banners to advertise your program in the local 4th of July or Memorial Day parades.

Read Around the Clock conjures up thoughts of "Rock Around the Clock," so have a 50's sock hop with prizes for the best retro costumes.

Invite your young readers to learn how to square dance.


Create a "Read To the Beat!" summer program for young adults. The Suffolk Cooperative Library System offered such a program during the summer of 1987. They came up with a multitude of programming ideas:

Saturday Night Jam Session
Midnight Movies
Name That Tune Contest
Record/Cassette/Paperback Swap
Jug Band Fun
Books and Music Sandwiched In (lunch hour concerts and booktalks)
Charades (with titles of books, movies, songs)
Back To School Bash
... plus many, many more ideas.



See also the Spring 1985 issue of *The Bookmark*, p. 107, for an article by Carol Dratch-Kovler, YA Librarian, on the Bop-Til-You-Drop Readathon at the Albany Public Library.

Turn your storytime into a Midsummer Jamboree by reading the cumulative tale by David Kherdian and Nonny Hogrogian about rhythms and making music — *The Cat's Midsummer Jamboree* (Philomel, 1990). Include other "musical" stories like Etta Wilson's *Music In the Night* (1993) plus a craft activity to make simple musical instruments. Don't forget the Rock Around the Clock Word Scramble in Chapter 5.



TIME FOR TEENS

Young teens enjoy a challenge, so consider putting together a **Reference Hunt** or posing a Riddle of the Day or Riddle of the Week. All questions should be designed to be solved with the aid of basic reference sources such as almanacs, encyclopedias, atlases, dictionaries, etc. You could make the Reference Hunt a timed game. Post times as each person or team completes the quiz correctly. The fastest time takes the prize. After all, timing is everything!

Sample Questions and Answers For A Reference Hunt

(Note: Answers are available in more than the one source cited.)



Q. How long is a day on Jupiter?

A. 9 hours and 50.4 minutes (rounded to 10 hours)
from Isaac Asimov's *Library of the Universe: Jupiter*

Q. When is monsoon season in Korea?

A. June/July/August
from *World Book Encyclopedia*

Q. What time is it in Finland when it is 7 AM (EST) in NY state?

A. 2 PM
from *Information Please Almanac*

Q. If today is your birthday and you just turned 10, how many minutes have you lived?

A. 1440 minutes per day ($60 \times 24 = 1440$)
525,974.4 minutes per year (1440×365.26)
5,259,744 minutes have been lived ($525,974.4 \times 10$)
Note: By using 365.26 rather than 365 days, you eliminate the need to make adjustments for leap years.

Q. How many leap years have there been since you were born?

A. Count the number of leap years occurring after your birth year:
1976, 1980, 1984, 1988, 1992.
From Marilyn Burn's *This Book Is About Time*, p. 114.

- Q. Where is the world's oldest working clock?
- A. The clock in Salisbury Cathedral in Great Britain
from Marilyn Burn's *This Book Is About Time*, p. 114.
- Q. What is the most accurate of all clocks?
- A. The atomic clock
from *Random House Children's Encyclopedia*
- Q. What time is it in "o'clock" if it's 23 hundred hours? Specify a.m. or p.m.
- A. 11:00 p.m.
from *World Book Encyclopedia*
- Q. Who invented the first watch (the first portable timepiece)?
- A. Peter Heinlein in Nuremberg, Germany, c1504
from Marilyn Burn's *This Book Is About Time*
- Q. In the mid-1600's where was a sundial made that not only marked the hours, but shot a cannon at noon everyday?
- A. England
from Marilyn Burn's *This Book Is About Time*

***Biorhythms**

YA's might enjoy a program on Biorhythms and the three basic cycles of human operation: physical, emotional, and intellectual. You can find a good explanation (not highly technical) plus charts of each cycle in a book by Sheila Anne Barry, *Super-Colossal Book of Puzzles, Tricks, & Games* (Sterling, 1979), p. 572-579. It also includes step-by-step directions with examples for figuring out your biorhythm, finding your physical, emotional or intellectual cycle, and testing biorhythm. There are three biorhythm puzzles with answers that you could use to challenge young teens.

TIME TO SHARE

Here are some miscellaneous, but excellent, time activities that you might be able to incorporate into your program.

***Beat the Clock**

Have a series of timed tests, races, or challenges like hopping, crawling, or carrying a cotton ball on a spoon. See "Summertime Games" and "Summertime Olympics" earlier in this chapter for more game ideas.

***Where in Time is Carmen Sandiego?**

Kids come dressed in costume as their favorite Carmen character and play the computer game together. Contact Laura Viau, Roberts Wesleyan College Library, Rochester, NY for details on this program.

***Timed Exposure.** Hold a workshop on beginning photography.

***Reading Marathon**

Library is open 24 hours. There is scheduled reading around the clock by staff and community volunteers of all ages.

***Play Games of Time**

Boggle
Solve the 1-Minute Mystery
Charades
Pass the Newspaper, Pass the Potato

Pictionary
Musical Chairs
Relay Races

***Time To Draw!**

Give out the following list of "Time Phrases" and have the kids draw pictures describing the phrase. Some of these might be really fun to illustrate!

Time Stood Still
Tell Time
Race Against Time
Time Flies
Father Time
Time and Tide Wait For No Man

Serve Time
Kill Time
Times Table
A Wrinkle in Time
Be On Time
Marking Time

***“A Million Minutes of Reading” Challenge**

You could use this idea as the kick-off for your summer program. You could make the read-athon a summer-long event for the children, or a weeklong event involving the entire community. Great Bend, Kansas challenged itself to such a citywide reading promotion for one week in March 1993 to raise literacy awareness. All types of reading materials counted toward the goal of a million minutes — books, magazines, newspapers, road signs, billboards, menus, talking books, etc. You can read about their successful program in *Library PR News*, Vol. 14, Nos. 3&4, Issue #80, Mar/Apr 1993, p. 1-3. Or contact Terri Crawford, Director of Public Relations, Great Bend Public Library, 1409 Williams St., Great Bend, KS 67530, (316) 792-2409.

***“Running Out Of Time”**

If you focus on different kinds of time each week, you could devote one week to the idea of “Time Is Running Out ... For the Rainforests.” For each book read, the child could receive a sticker of a rainforest animal to put onto a larger rainforest drawing. Or he could add a rainforest element (tree, animal) to a rainforest mural on the wall or bulletin board. As a craft for the week, children could make 3-D rainforest dioramas out of shoe boxes.

The NYZS/The Wildlife Conservation Society is very enthusiastic about supporting such a program and can possibly supply posters, stickers, etc. For more information, contact Alysia Ross, Marketing and Communications, 185th St., Southern Blvd., Bronx, NY 10460, (718) 220-5197, FAX (718) 220-2685. Also, for related materials, see *Booklinks*, July 1992, November 1991, and September 1991.

***Time To Eat**

It's always a good time for yummy snacks! Try Cinnamon Stars or Sunshine Pie (recipes found in *Kitchen Fun for Kids* by Michael Jacobson (Holt, 1991), p. 112 and 117).

Don't forget Sun Tea and Half-Moon Cookies!

Sun Tea

Fill a gallon container with water.

Add 2 tea bags, cover tightly, set outside in direct sunlight.

Try adding a slice of lime, orange, or lemon or some mint for extra flavor.

When the tea darkens as much as you like, it's ready to pour over ice and enjoy!

Half Moon Cookies

1 1/2 cup sugar
3/4 cup shortening
2 eggs

Cream above ingredients, then add:

3 cups flour
1/2 tsp. salt
1 tsp. baking soda
1 tsp. baking powder
1 cup sour milk

Mix all ingredients thoroughly and drop in tablespoons on greased cookie sheet, Bake 10 min. in pre-heated oven at 350 degrees. Frost.

Frosting

1 cup shortening
2 lbs. confectioner's sugar
1/4 cup milk
1 tsp. vanilla
1 tsp. butter flavoring
dash salt

Mix shortening and sugar. Beat in remaining ingredients until smooth and fluffy. Add more milk if mixture is too stiff. Divide mixture in half. Add 3 oz. melted chocolate to half. Mix thoroughly. Frost cookies.

Did you know that 1500 chocolate kisses are eaten in the United States every minute?

CHAPTER 5

PLAY TIME

CRAFTS
GAMES
PUZZLES
MAZES
SHOPPING




132

SUN MOBILE

MATERIALS:

- Heavy white construction paper
- Glue
- Crayons
- Scissors
- String
- Hole Punch




DIRECTIONS:

1. Reproduce patterns on heavy white construction paper.
2. Color and cut out the sun, cloud and stars.
3. Punch out all the holes indicated by an "O".
4. Glue sun to cloud where indicated by broken lines.
5. Tie the string to the stars, so there are two sets of three stars.
6. Tie one set of stars to hole "A". Tie the other set to hole "B".
7. Tie a string to hole "C" and another string to hole "D". (Make sure string is long enough so that the mobile will hang straight.) Tie the two ends together into a knot.


FINISHED!

HANG AND ENJOY!

SUN MOBILE




SUN MOBILE





Good Night Mobile

MATERIALS: Heavy construction paper
Scissors
String
Hole punch
Glue and glitter (optional)



SPACE EXPLORATION TIMELINE

MATERIALS: Scissors, Glue, Yarn or String

1. Using reference books to help you, match each date listed with one of the milestones of space exploration. Write the year for each event in one of the rocket sections below.
2. Cut out the sections and attach them in sequence to a piece of yarn or string.
3. When completed, you will have a timeline in the shape of a rocket. The letters on your assembled rocket will spell out a secret word.

T _____
The Wright Brothers make the first airplane flight.

B _____
John Glenn becomes the first American to orbit the earth.

U _____
Less than 20 yrs. after Sputnik, **Soyuz** (Soviet) and **Apollo 18** (USA) join in a successful in-flight linkup.

N _____
Columbia, the first reusable space shuttle, makes a successful run.

R _____
Russia launches the first artificial satellite, **Sputnik**.

O _____
Neil Armstrong becomes the first person to walk on the moon.

A _____
Charles Yeager is the first person to make a supersonic flight (faster than the speed of sound).

S _____
A person successfully crosses the English Channel in a balloon.

D _____
Sally Ride becomes the first U.S. woman in space aboard the shuttle **Challenger**.

1785
1903
1947
1957
1962
1969
1975
1981
1983

Answers: S) 1785 (T) 1903 (A) 1947 (R) 1957 (B) 1962 (O) 1969 (U) 1975 (N) 1981 (D) 1983

PICTURE CLOCK


Draw a clock face that shows some of the things you do at the same time every day. You might include mealtimes, schooltime, playtime, and bedtime.

MATERIALS:

- Paper plate or cardboard
- Crayons, markers
- Heavy paper
- Scissors
- Pencil
- Glue
- Paper fastener/clasp
- Old magazines to cut up


DIRECTIONS:

1. Use a paper plate or cut out a round piece of cardboard. Also cut out an arrow/pointer from cardboard or heavy paper.
2. With a pencil, punch a hole in the center of the plate or cardboard circle and in the end of the arrow/pointer. Attach the arrow/pointer with a paper fastener/clasp.
3. With crayons or markers, write the numbers 1 through 12 around the edge of the paper clock.
4. Add pictures beside the numbers to show things you do at each hour. You may either draw the pictures with crayons or markers or cut out appropriate pictures from old magazines and glue them to your clock face beside each number.




Adapted from *THE SUPER SCIENCE BOOK OF TIME*, by Kay Davies and Wendy Oldfield.
Copyright 1993, by Thomson Learning, New York, NY.


"HICKORY DICKORY DOCK"



Clock Face



Door of Clock



DIRECTIONS: Glue clock face and door to appropriate places on clock; fill in clock hands and number lines with black felt pen.

Contact Person: Tom Blanda, Rochester Public Library

A SUN CLOCK

The sun is our oldest clock. Many years ago people learned to tell time by the sun. In the morning the sun rises in the east. It makes long shadows that point west. And at night the sun sets in the west. Then it makes long shadows that point east.

Here is an easy way that you can tell time by the sun.

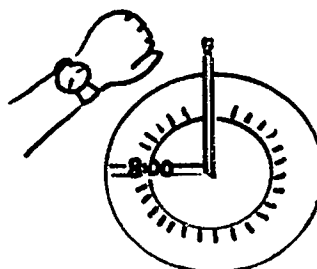


MATERIALS:

- Paper plate
- Two pencils
- Watch or clock

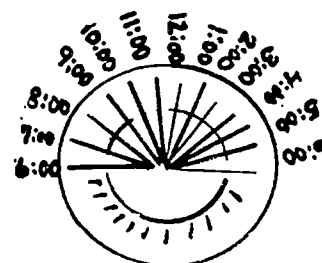


DIRECTIONS:

Find an open place outdoors where the sun will shine all day. Put the paper plate on the ground. Make a hole in the middle of the plate with a pencil. Push the pencil into the ground. The pencil will hold the paper plate in place. It will also make a shadow.

Use the other pencil to draw a line along the shadow. Write down the time on the line. Look at the paper plate again in an hour.



The shadow will have moved. Draw a new line and mark down the new time. For each hour draw a new line on the plate and write down what time it is.



At the end of the day you will have a sun clock. Look at your lines. Some are long and some are short. The shortest shadow is at noon. When you use your sun clock again, point the line for the noon shadow north.

Where is the shadow of the pencil now? The lines on the sun clock will tell you what time it is.

MEASURING TIME

MATERIALS:

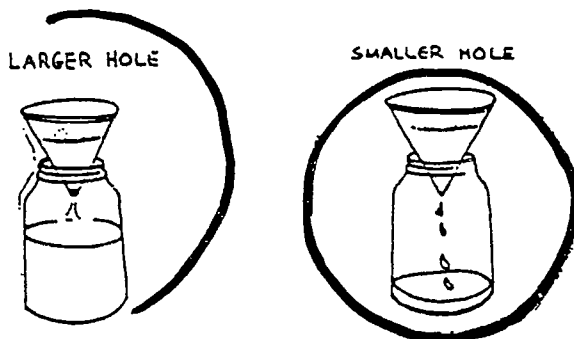
- Paper cups with pointed ends
- Jar
- Pencil with a sharp point
- Water, sand, salt

DIRECTIONS:


1. With a pencil point, make a small hole in the bottom of a cup.
2. Stand the cup in a jar. Fill the cup with water.
3. With a watch, find out how long it takes for the water to run out through the hole.



Through a larger hole, the water runs out faster. Through a smaller hole, the water runs out slower.




Instead of water, try using dry sand or salt and see what happens.



WEATHER CLOCK

MATERIALS:

- Paper plates
- Crayons
- Cotton ball
- Arrow
- Fastener
- Glue



DIRECTIONS:

On a paper plate draw and color the following pictures featuring the different types of weather:

Sun (sunny weather), gray cloud (cloudy day), umbrella (rainy day), kite (windy). Glue on a piece of cotton for a snowy day.

Attach a large arrow in the center and use to point out the weather daily. Children love being the "weather person".

PAPER PLATE CLOCK

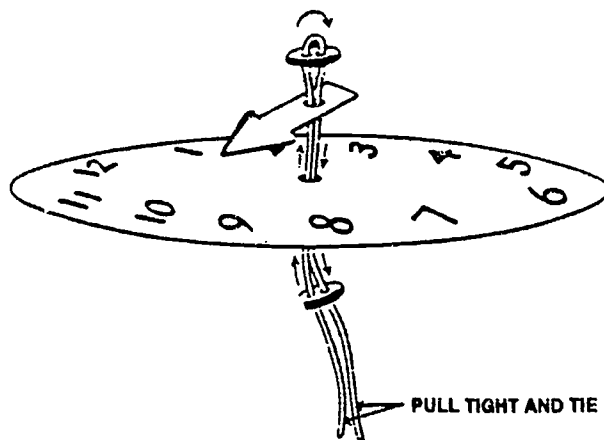
MATERIALS:

- Paper plate or cardboard
- Crayons or markers
- Two buttons
- String
- Arrow (pointer)
- Scissors

DIRECTIONS:

Use a paper plate or round piece of cardboard. Also cut out a pointer. Punch a hole in the center of the plate and another at the blunt end of the pointer. Write the numbers 1 through 12 around the edge of the plate.

Using a piece of string and two buttons, put the string through the buttons, pointer and plate. Tie the string off so that the hands move around easily. Practice reading different times on your clock.



SAND CLOCKS

Sand clocks ended those water problems. Sand didn't freeze. Hot weather didn't bother sand. The clocks were sealed so no pebbles or dirt could get in and obstruct the sand's flow. Also a sand clock could be carried easily without the problem of spilling water.

No one knows for sure who first thought of sand clocks, but they were used a lot up to the middle of the 17th century and they're still used today. Some people have egg timers around that are tiny sand clocks. Is there one in your house?

Is there someone in your house who likes soft-boiled eggs cooked just so? Do you need a telephone timer to keep track of who's hogging the phone? Why not make a timer yourself?

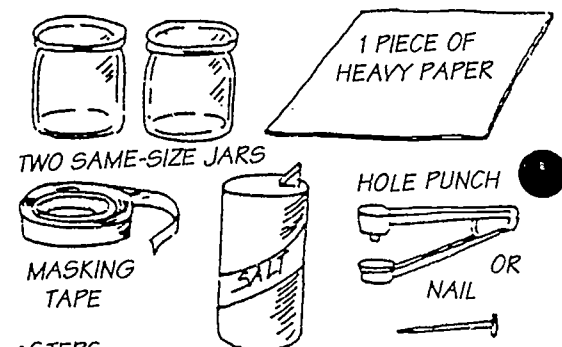
MATERIALS: Two jars that are the same size
Masking tape
Hole punch or nail

A piece of heavy paper
Salt

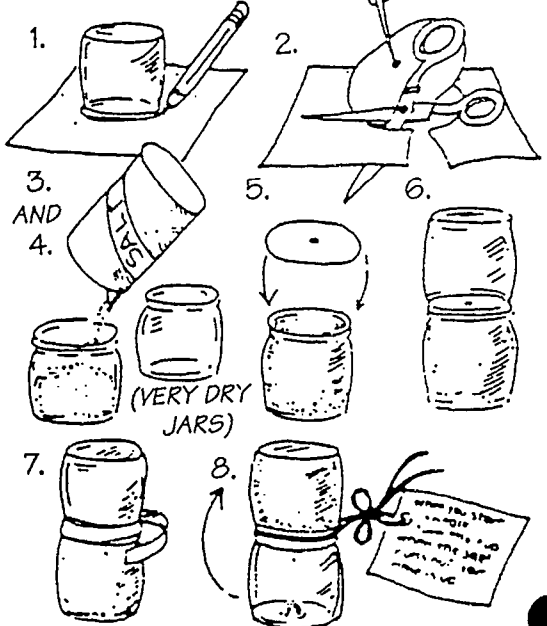
DIRECTIONS:

1. Trace a circle the size of the mouth of the jars on heavy paper and cut out.
2. Using a hole punch or nail, punch a hole in the center of the circle.
3. Make sure the jars are absolutely dry. You can put them in a warm oven (150 degrees) for a half hour or so.
4. Pour salt into one jar almost to the top.
5. Put the paper circle over the mouth of this jar.
6. Place the mouth of the other jar carefully on top of the circle.
7. With the two jars lined up carefully, tape them together so they are well sealed.
8. Turn the timer upside down and time how long it takes the salt to run through to the other jar. It may take some adjustment to get the timer to the exact time you want. To do this, you may have to take it apart several times and either make the hole larger or smaller or adjust the amount of salt you use.

•WHAT YOU NEED TO MAKE THE TIMER:



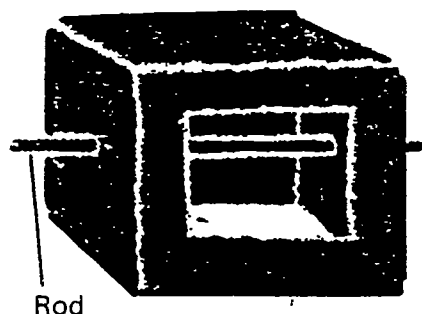
•STEPS



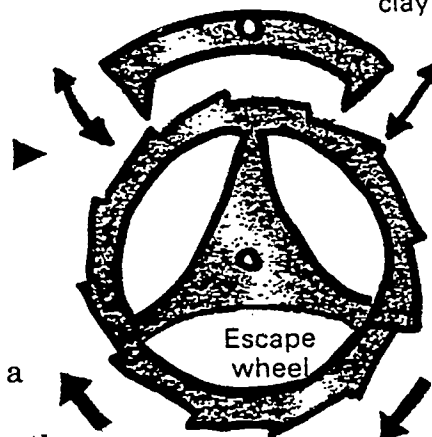
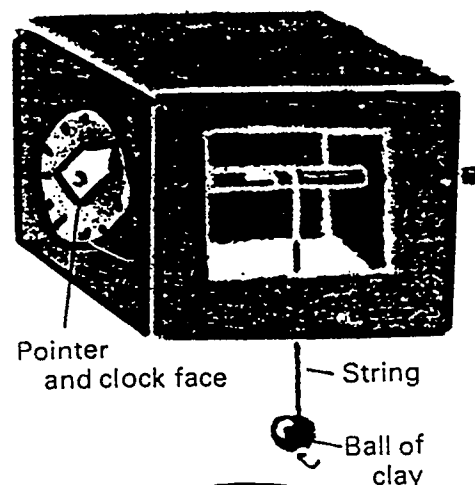
ALL WOUND UP

You can make a simple clock that uses the stored energy in a wound piece of string.

1. Cut out a window in the side of an open cardboard box.
2. Make two holes opposite each other in the ends to tightly fit a dowel rod through.



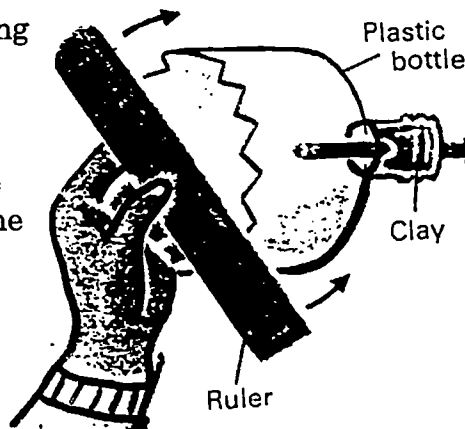
3. Fasten a piece of string to the rod with a tack. Put a large ball of clay on the other end.
4. Fix a pointer to one end of the rod. Draw a clock face on the box around the pointer.
5. Balance the box between two chairs.
6. Turn the rod to wind the string around it.
7. Let the rod go. Watch the hand spin as the clay unwinds the string.



The hands of your clock will spin very fast. Most clocks use a mechanism called an escapement to slow down the release of stored energy. Since medieval times, many clocks use a toothed wheel as an escapement. A lever rocks up and down, catching and releasing the wheel. The wheel then lets the weight down in steps.

You can add an escape wheel to your clock.

8. Carefully cut the top off a plastic bottle, making small zigzags around the edge.
9. Fit the neck of the bottle onto the rod and use some clay to attach it.
10. Rewind the string.



11. Hold a ruler so that it catches first a tooth at the top then one at the bottom of the escape wheel to slow the movement down.

From *THE SUPER SCIENCE BOOK OF TIME*, by Kay Davies and Wendy Oldfield.
Copyright 1993, by Thomson Learning, New York, NY.

XEROX TIME MACHINES

Pictures are little time warps taking you into the past as far back as you would like to go. Photographs have recorded images of people, events, and places over the past hundred years or so; paintings and drawings did the same job for thousands of years before that. Pictures are a way of getting to know people and places that were long ago - far away places that cannot be any more.

Pictures make history fun, but how do you do it? Old prints were separated from their negatives long ago. Daguerreotypes, tintypes, and polaroid pictures have no negatives from which to make more copies. Besides, photography gets pretty expensive and complicated.

One way you can get lots of images for 5 or 10 cents is with the Xerox magic time machine. To do this, first gather together all the pictures of family, friends and places that you would like to copy.

Arrange as many as you can on an 8-1/2 x 11 piece of paper. Put them close together so you can get a lot of pictures on each page.

Hold each picture down with a drop of rubber cement. Make sure you use rubber cement because it won't hurt the picture and it will hold the picture while you need it held down but won't hold it down forever.

Make as many copies as you want. The pictures may not be as distinct as those reprinted from negatives, but if your originals are pretty clear and the machine is working well, you'll get some nice pictures. It might help if you tell the operator to make them extra dark.

After you have lots of pictures, make a family history wall or bulletin board with images of your ancestors.



Used with permission from the Colorado 1990 Summer Reading Program Manual.

MAKE YOUR OWN SUN CLOCK

MATERIALS:

- Pencil
- Threaded spool or lump of clay
- Cardboard
- Crayon or marker

DIRECTIONS:

1. Fix a pencil into a threaded spool or lump of clay.
2. Stand it in the center of a piece of cardboard and place the cardboard on a windowsill that catches the sun all day.
3. Mark the shadow and time on the cardboard, every hour.
4. Put the cardboard in the same position and use the shadow clock to tell the time on the next sunny day.


MOVING SHADOWS

MATERIALS:

- Tape
- Crayon or marker
- Colored Construction Paper
- Scissors

DIRECTIONS:


1. Find a window that catches lots of sunlight for most of the day.
2. Tape an "X" on the window and watch how the shadow on the wall or floor moves for a day.
3. Draw and cut out the shapes of a cat and a mouse.
4. Tape the cat on the window.
5. Tape your mouse on the wall or floor so that the cat's shadow chases the mouse all day and finally catches it in the evening.



TISSUE/ NEWSPAPER PICTURES

MATERIALS:

- Heavy cardboard
- Tissue paper or newspaper
- Pencil
- Crayons
- Glue

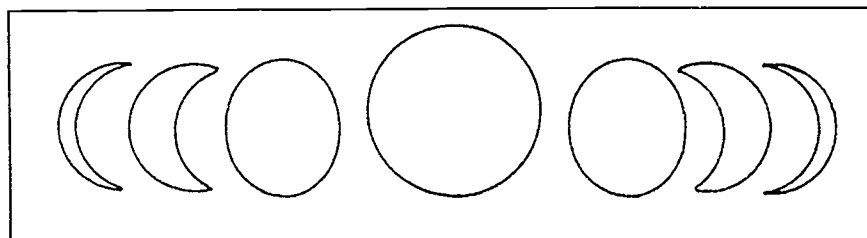


DIRECTIONS:

1. Draw a rooster in pencil on the cardboard.
2. Tear little pieces of tissue paper and roll them into balls. Or, cut strips of newspaper about 2 inches long and curl them around a pencil. How tightly you wrap the strips around the pencil will determine how curled they will be.
3. Glue the tissue paper balls or newspaper strips onto the picture.
4. Finish the scene by coloring or pasting things on the same paper, e.g. a sun, a fence, etc.
5. Try using tissue paper in a variety of colors to create a magnificent looking rooster!

MOON CUT-OUTS

INSTRUCTIONS: For young children, have moon shapes cut out ahead of time. Older kids can trace or cut out their own. Place the full circle in the middle of black or dark blue paper. Put the waning phases on the left side, the waxing phases on the right side as shown below.



MATERIALS NEEDED: Black or dark blue construction paper, white construction paper, glue, pre-cut shapes or cardboard patterns for children to trace around, plus pencils and scissors.

MOON SCAPE

INSTRUCTIONS: Cover floor with newspaper or drop cloths to protect floor. Use large sheet of butcher paper, or a very large cardboard box flattened. Pour a small amount of grey paint into a small pan. Have children dip paper cups into the paint and then print "craters" on the paper or cardboard. If you have a detailed moon map, older kids could name their craters.

MATERIALS NEEDED: Butcher paper, or a large, flat piece of cardboard. Grey paint; paper cups; small, flat container for paint, newspaper or drop cloths.

NIGHT SKY PICTURES


INSTRUCTIONS: Have kids make their own "night sky" by sticking gummed gold stars onto black construction paper.

MATERIALS NEEDED: Black construction paper, gold stars.

STAR MOBILES

INSTRUCTIONS: Bend pipecleaners into star shapes and dot them with glue. Sprinkle with silver glitter. When dry, tie them to the coat hanger at various lengths.

MATERIALS NEEDED: coat hanger, pipecleaners, glue, silver glitter, string.



Used with permission from the Tennessee 1993 Summer Reading Program Manual

FOUR SEASONAL TREES

AGES: 3+

In this project, which could be done over several days, the children will experience the difference between the seasons while sharpening their motor skills.

Materials needed

Construction paper in a variety of seasonal colors
Cotton balls
Glue
Green paint
Red ink pad or small squares of pink tissue paper

What to do

1. Draw a tree trunk with branches on four separate sheets of paper for each child. Allow the children to do this if possible. You could color code the paper colors according to the seasons, for example, blue for winter, pastel pink or green for spring, bright yellow or red for summer, and brown or orange for fall.
2. Create trees for each season from the trunks.
Winter tree—glue cotton balls onto branches to form the top of the tree.
Spring tree—use fingerprints and the ink pad to form little buds on the top of the tree or scrunch up small pink tissue paper squares and paste them on the branches for buds.
Summer tree—paint bushy green leaves on the branches.
Fall tree—glue a variety of seasonally colored leaves to the branches.
3. Collect each child's pictures into a Seasonal Tree Book and staple or punch holes and tie them together.

More to do

Take pictures of the trees outside during the various seasons to post in the classroom, or look for pictures of trees in magazines that can be cut out and posted.

Related books

Four Stories for Four Seasons by Tomie De Paola

Related song

"Raindrops and Gumdrops"

— Sandra Scott, Vancouver, WA

From *THE GIANT ENCYCLOPEDIA OF THEME ACTIVITIES FOR CHILDREN 2 TO 5: OVER 600 FAVORITE ACTIVITIES CREATED BY TEACHERS FOR TEACHERS*.
Copyright 1993, by Gryphon House, Mt. Rainier, Maryland.

Children identify shapes and colors to learn about science, nature and sunflowers.

Materials needed

Large paper plate, one per child
 12" x 18" yellow construction paper
 9" x 12" green construction paper
 Sunflower seeds
 Paper towel or gift wrapping tube, one per child
 Stapler
 Glue or tape

What to do

1. Show children a sunflower. Discuss how big it is and the shapes and colors of the many parts of the flower.
2. Paint the tube green (see figure 1).
3. Fold yellow construction paper. Cut into 4" x 6" sections, trace child's hand or draw triangle shapes and cut them out. There should be at least eight hand cutouts.
4. Put glue on the paper plate, sprinkle sunflower seeds, and let dry completely (see figure 2).
5. Fold green construction paper, draw leaf shape or trace child's hand and cut out shape.
6. Tape or glue leaves to green tube.
7. Staple petals (from yellow construction paper) around the rim of plate (see figure 3).
8. Staple or tape green stem to the flower (see figure 4).

—Jyoti Joshi, Framingham, MA

Figure 1

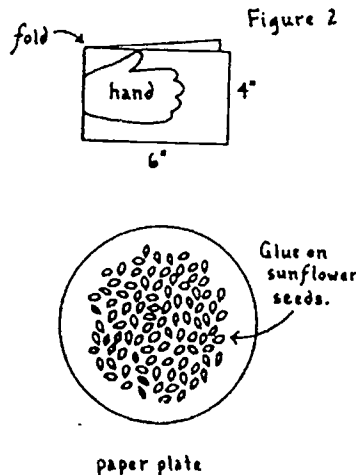

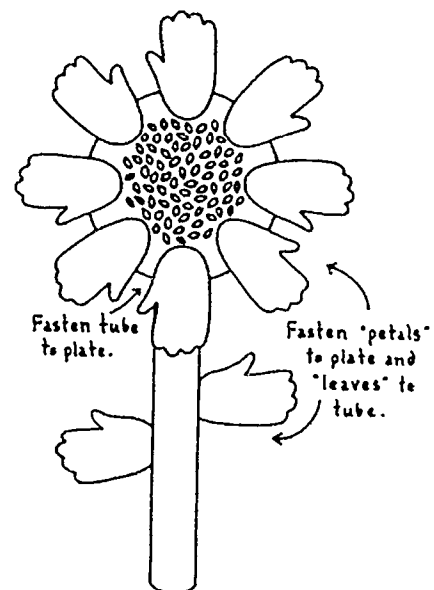


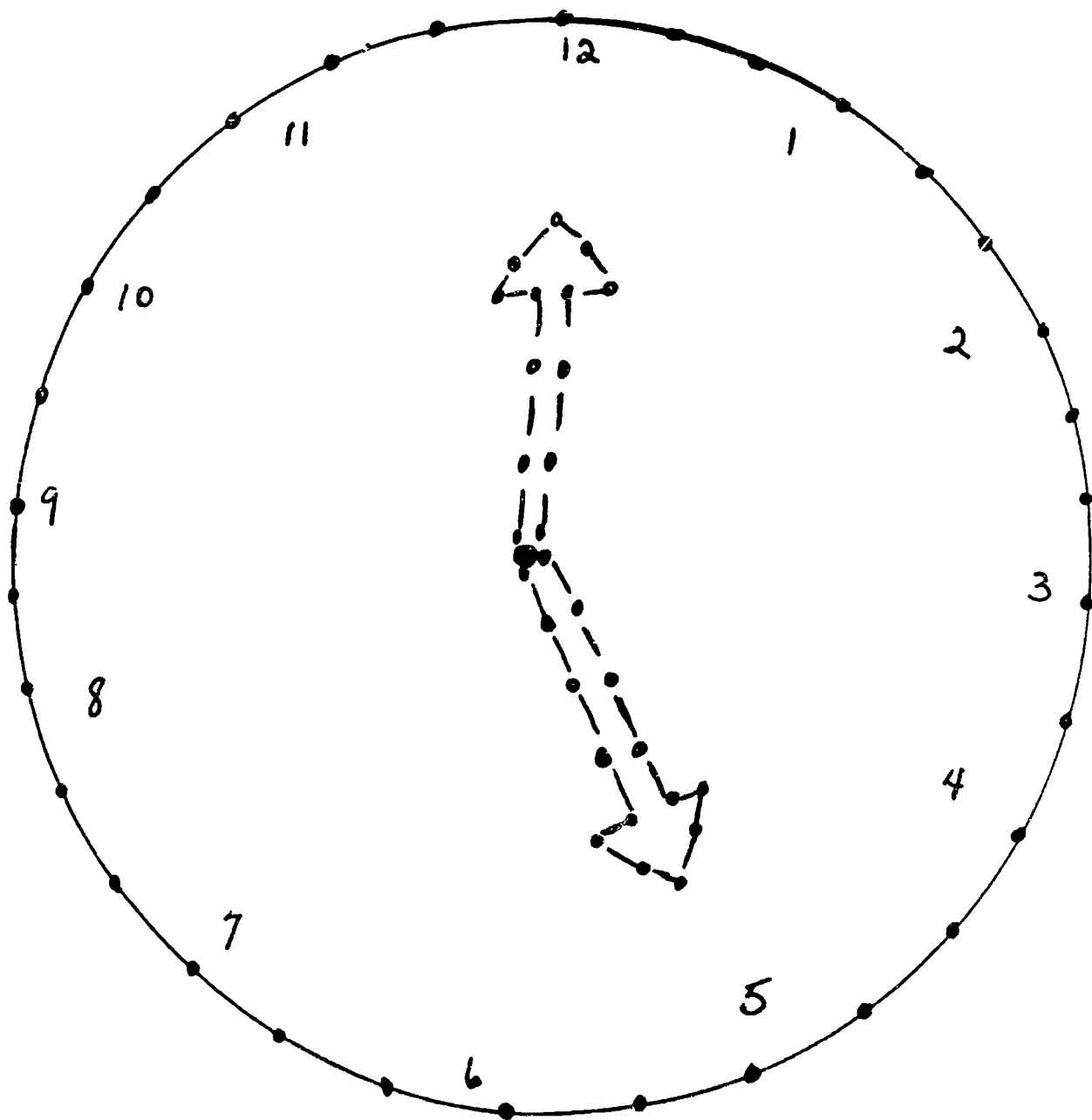
Figure 3



From *THE GIANT ENCYCLOPEDIA OF THEME ACTIVITIES FOR CHILDREN 2 TO 5: OVER 600 FAVORITE ACTIVITIES CREATED BY TEACHERS FOR TEACHERS.*
 Copyright 1993, by Gryphon House, Mt. Rainier, Maryland

A STITCH IN TIME SAVES NINE

Use yarn and a needle to stitch this craft.



The children will learn to listen to instructions while having fun moving to rhythms.

Materials needed

Alarm clock

What to do

1. Before the game begins, set an alarm clock or kitchen timer to go off at a certain time. Hide the clock somewhere in the room.
2. Tell the children the object of the game is to find the ticking clock before the alarm goes off.
3. At the word "Tick," the children begin to move around the room listening and looking for the clock.
4. But when the teacher says "Tock," the children must stop in their tracks. This exercise requires them to listen closely—it's pretty tricky!
5. The child who finds the clock yells out "Tick-Tock" and brings it to the teacher.


More to do

To extend the activity, play the game with two children at a time. One child is "Tick" the other is "Tock." The children can only move when their name is called. The audience of children may take turns calling out "tick" or "tock."

Related rhyme

*My little clock goes tick, tock, tick
My little feet go click, click, click
My little eyes look all around
That little clock will soon be found!*

—Edna E. Wallace, Colorado Springs, CO




TIME BINGO

Below you will see the form for TIME BINGO.

Enlarge and/or duplicate this game card for each player. To make a game card, draw in the hands to set the time on each clock. Make a matching time on a scrap paper to use for calling the times. Times can be repeated from card to card or even on the same card.

For your youngest bingo players (1st and 2nd graders), stick to the o'clocks and half pasts. There are enough spots for each o'clock and each half past.

For older bingo players, use any time on the clocks to make the game more challenging. Even your young adults may get into playing bingo!



TIMELY RIDDLES

Q. When does a rocket get hungry?

A. When it's almost launch time.

Q. How does ketchup feel when it's near a hamburger?

A. It relishes every moment.

Q. When does a baseball player wear armor?

A. During a knight game.

Q. What vegetable do you eat before summer squash?

A. Spring beans.

Q. What kind of beans glow at night?

A. Moon beans.

Q. What do you call an astronaut's watch?

A. A lunar-tick.

Q. What has hands, but no fingers?

A. A clock.

Q. What's empty in the daytime and full at night?


A. A bed.

Q. I went out walking one day and met three beggars. To the first I gave ten cents, to the second I also gave ten cents, and to the third I gave only five. Now, what time of day was it?

A. A quarter to three.

Q. What do we call sixty minutes that belong to us alone?

A. Our hour.



more



Q. What hang around together once a year?

A. Christmas ornaments.

Q. What woke up the rooster?

A. His alarm cluck.

Q. Why were the forks in a good mood?

A. They had many happy tines together.

Q. Why did the lion jump on his food?

A. It was lunge time.

Q. I heard about a man who went into space on Sunday and came back later on Sunday.
How could he do that?


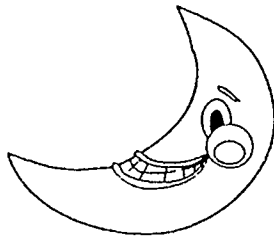
A. His spaceship's name was Sunday.

Q. What's another name for an astronomer?

A. A night watchman.

Q. What's the difference between the moon and the sun?


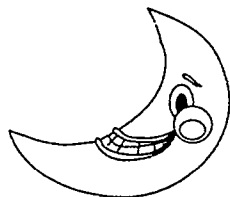
A. They're as different as night and day.



NIGHT OR DAY?

While you and many animals are sleeping at night, there are many other animals just waking up. These animals of the night who are only active in darkness are called, "nocturnal."

Look at the list of animals below and see if you can place each animal in the correct column, either as a nighttime or daytime animal.




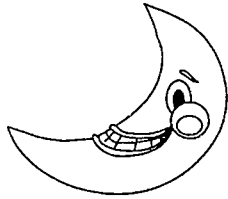
1. _____
2. _____
3. _____
4. _____
5. _____
6. _____
7. _____
8. _____
9. _____
10. _____
11. _____
12. _____
13. _____
14. _____
15. _____
16. _____
17. _____
18. _____
19. _____
20. _____

1. _____
2. _____
3. _____
4. _____
5. _____
6. _____
7. _____
8. _____
9. _____
10. _____
11. _____
12. _____
13. _____
14. _____
15. _____
16. _____
17. _____
18. _____
19. _____
20. _____

aardvark, armadillo, bat, bear, beaver, bee, bird, butterfly, cat, cockroach, cow, donkey, duck, earthworm, elephant, giraffe, goat, goose, hippopotamus, horse, hyena, lion, mongoose, moth, mouse, opossum, ostrich, owl, pig, raccoon, rattlesnake, scorpion, sheep, skunk, snail, Tasmanian devil, tiger, turkey, yak, zebra

NIGHT OR DAY?

ANSWER SHEET:



1. aardvark
2. armadillo
3. bat
4. beaver
5. cat
6. cockroach
7. earthworm
8. hyena
9. mongoose
10. moth
11. mouse
12. opossum
13. owl
14. raccoon
15. rattlesnake
16. scorpion
17. skunk
18. snail
19. Tasmanian devil
20. tiger

1. bear
2. bee
3. bird
4. butterfly
5. cow
6. donkey
7. duck
8. elephant
9. giraffe
10. goat
11. goose
12. hippopotamus
13. horse
14. lion
15. ostrich
16. pig
17. sheep
18. turkey
19. yak
20. zebra

TIME IN TITLES

Fill in the blanks to complete the titles of popular children's books.

1. In the _ _ _ _ _ Kitchen.
2. Around the _ _ _ _ _ with Harriet.
3. An _ _ _ _ _ at Alfie's.
4. Grandfather _ _ _ _ _ .
5. Three _ _ _ _ _ on a River in a Red Canoe.
6. Good _ _ _ _ _ , Chick.
7. Tight _ _ _ _ _ .
8. Ghost's _ _ _ _ _ , Spook's Hour.
9. Man Who Tried To Save _ _ _ _ _ .
10. Henry and Mudge and the Long _ _ _ _ _ .
11. Wednesday _ _ _ _ _ .
12. Nine _ _ _ _ _ Lullaby.
13. Chicken _ _ _ _ _ .
14. Alexander and the Terrible, Horrible, No Good, Very Bad _ _ _ .
15. Carl's _ _ _ _ _ in the Park.

Time Choices:

afternoon
clock
day
days
evening

hour
morning
night
o'clock
Sunday

surprise
time
times
twilight
weekend

TIME IN TITLES

ANSWER SHEET:

1. In the Night Kitchen.
2. Around the Clock with Harriet.
3. An Evening at Alfie's.
4. Grandfather Twilight .
5. Three Days on a River in a Red Canoe.
6. Good Morning, Chick.
7. Tight Times.
8. Ghost's Hour, Spook's Hour.
9. Man Who Tried To Save Time.
10. Henry and Mudge and the Long Weekend.
11. Wednesday Surprise.
12. Nine O'Clock Lullaby.
13. Chicken Sunday.
14. Alexander and the Terrible, Horrible, No Good, Very Bad Day.
15. Carl's Afternoon in the Park.

TIMELESS SAYINGS FROM AROUND THE WORLD



Proverbs are short, popular sayings. The following proverbs are from many different nations around the world. Can you complete each saying by filling in the correct word? If you don't know the saying, think about its meaning as you try to select the correct word.

1. There is a time and _____ for everything. (English)
2. An inch of _____ will not buy an inch of time. (Chinese)
3. Nothing is so dear and _____ as time. (French)
4. A twig in time becomes a _____. (Latin)
5. Time is but the _____ I go a-fishing in. (American)
6. Better ask ten times than go astray _____. (Yiddish)
7. Time and tide _____ for no man. (English)
8. Third time is a _____. (Scottish)
9. Time is _____. (Greek)
10. Time will _____. (French)
11. Time is a river without _____. (Anonymous)
12. Lost time is never _____ again. (American)

Words: banks, charm, found, gold, money, once, place, precious, stream, tell, tree, wait

ANSWER KEY: 1. place 2. gold 3. precious 4. tree 5. stream 6. once 7. wait
8. charm 9. money 10. tell 11. banks 12. found

TIMELY QUESTIONS?

Match these questions with the answers below.

- _____ 1. In which book does a class get surprised when a gorilla shows up as their new teacher?
- _____ 2. In what book do frogs invade a town around 8 p.m?
- _____ 3. In this book Peter dreams that the sun melts all the snow, but when he wakes up he is happy to see new snow falling outside his window. What is the title?
- _____ 4. One night this boy puts on his army helmet, gets his popgun and frightens the monster that comes out of his closet. What book is he in?
- _____ 5. In this book Mickey gets made into a Mickey-Cake by three fat bakers. Name it!
- _____ 6. In order to save time, this man eats his orange juice, eggs, toast and coffee all together in one bowl. What is the title?
- _____ 7. If the fox brings grass for the cow, the cow will give him milk for the old woman, who will then give the fox his tail back. Name that book!
- _____ 8. In what book does a boy find crazy things everywhere he goes, like trees growing out of chimneys?
- _____ 9. When Jimmy brings his pet snake on a class field trip to a farm, he finds out that chickens don't like snakes. What book is this?
- _____ 10. What book tells of a young donkey who turns into a rock for a whole year?

ANSWERS

- A. **THE DAY JIMMY'S BOA ATE THE WASH** by Trinka Hakes Noble
- B. **THE DAY THE TEACHER WENT BANANAS** by James Howe
- C. **IN THE NIGHT KITCHEN** by Maurice Sendak
- D. **THE MAN WHO TRIED TO SAVE TIME** by Phyllis Krasilovsky
- E. **ONE FINE DAY** by Nonny Hogrogian
- F. **THE SNOWY DAY** by Ezra Jack Keats
- G. **SYLVESTER AND THE MAGIC PEBBLE** by William Steig
- H. **THERE'S A NIGHTMARE IN MY CLOSET** by Mercer Mayer
- I. **TUESDAY** by David Wiesner
- J. **WACKY WEDNESDAY** by Theo Le Sieg

TEST OF TIME

Answer the following questions with a book title from the list below. For a real challenge, time yourself and see how fast you can figure out these timeless tales. **Ready, get set, go!**

- _____ 1. Name the book in which Warton is to be eaten for an owl's birthday treat the following Tuesday.
- _____ 2. This mouse watches television all day and rides a motorcycle all night in the Mountain View Inn. Name the book in which he decides to leave and ends up in a summer camp for kids.
- _____ 3. In this book, Milo follows the advice of Dr. Silverfish by wearing broccoli around his neck and not eating for one day. Name it!
- _____ 4. Aunt Dew was born in 1874. In what book does she keep a penny for each year of her life?
- _____ 5. When you're such a bad player that the only way to go is up, the Little League gives you its Most Improved Player trophy. In what book has Alex Frankovitch won that trophy for the last six years?
- _____ 6. Will Billy win the \$50 bet he made with Alan? All he has to do is eat a disgusting worm every day for fifteen days in this book.
- _____ 7. In this book Laura and Almanzo get married quickly so Almanzo's family won't insist on a big church wedding. Can you name it?
- _____ 8. In what book does Grandpa Joe, who has been in bed for twenty years, dance for joy in his pajamas - all because of a candy bar?
- _____ 9. Steve thinks three measly hours isn't enough time to spend in medieval England, so he moves the time machine's dial forward three notches, to eight hours. What book is this?
- _____ 10. In what book do Danny and Jed take a shot at winning the ultimate skateboard on a kid's game show?

ANSWERS

- A. **BE A PERFECT PERSON IN JUST THREE DAYS** by Stephen Manes
- B. **CHARLIE AND THE CHOCOLATE FACTORY** by Roald Dahl
- C. **THE FIRST FOUR YEARS** by Laura Ingalls Wilder
- D. **HOW TO EAT FRIED WORMS** by Thomas Rockwell
- E. **THE HUNDRED PENNY BOX** by Sharon Bell Mathis
- F. **MAX AND ME AND THE TIME MACHINE** by Gery Greer
- G. **RUNAWAY RALPH** by Beverly Cleary
- H. **SKINNYBONES** by Barbara Park
- I. **SLIME TIME** by Jim O'Connor
- J. **TOAD FOR TUESDAY** by Russell Erickson

NAME THAT TUNE

Test your knowledge of these Timely Tunes! For each song title listed below, fill in the name of the correct song artist or group. Here's your chance to, **"Name That Tune!"**

1. Another day _____
2. By The Time This Night Is Over _____
3. Can't Wait Another Minute _____
4. Good Times, Bad Times _____
5. Hearts Done Time _____
6. Love Takes Time _____
7. Never a Time _____
8. Remember the Time _____
9. Right Now _____
10. Time After Time _____
11. A Time and Place _____
12. Time for Everything _____
13. Time for Me To Fly _____
14. Time In A Bottle _____
15. Time Is on My Side _____
16. Time Is Running Out _____
17. Time, Love and Tenderness _____
18. Time Machine _____
19. Time Passes Slowly _____
20. Time Stand Still _____
21. Time to Chill _____
22. Time to Get Busy _____
23. Time to Get Ill _____
24. Time to Hide _____
25. Time Will Crawl _____
26. Timebomb _____
27. Times They Are A-Changin' _____
28. Time's Up _____
29. Tonight's the Night _____
30. You Shook Me All Night Long _____

Song Artists or Groups:

AC/DC
Bryan Adams
Aerosmith
Beastie Boys
Black Sabbath
Michael Bolton
David Bowie
James Brown
Marjah Carey
Phil Collins

Jim Croce
DJ Jazzy Jeff and the
Fresh Prince
Bob Dylan
Genesis
Hi-Five
Michael Jackson
Kenny G
Led Zeppelin
Living Colour


Mike and the Mechanics
Public Enemy
R.E.M.
R.E.O. Speedwagon
Rolling Stones
Rush
Simon & Garfunkel
Jethro Tull
Van Halen
Paul McCartney & Wings
Steve Winwood

NAME THAT TUNE

ANSWER SHEET:

- | | |
|----------------------------|--|
| 1. Bryan Adams | 16. Steve Winwood |
| 2. Kenny G | 17. Michael Bolton |
| 3. Hi-Five | 18. Black Sabbath |
| 4. Led Zeppelin | 19. Bob Dylan |
| 5. Aerosmith | 20. Rush |
| 6. Mariah Carey | 21. DJ Jazzy Jeff and the Fresh Prince |
| 7. Genesis | 22. James Brown |
| 8. Michael Jackson | 23. Beastie Boys |
| 9. Van Halen | 24. Paul McCartney & Wings |
| 10. R.E.M. | 25. David Bowie |
| 11. Mike and the Mechanics | 26. Public Enemy |
| 12. Jethro Tull | 27. Simon & Garfunkel |
| 13. R.E.O. Speedwagon | 28. Living Colour |
| 14. Jim Croce | 29. Phil Collins |
| 15. Rolling Stones | 30. AC/DC |

WHAT TIME Is It?




ACROSS CLUES:

2. Time for stories
4. What ____ is it?
6. Units of time equal to 60 minutes
9. Sunrise
13. Units of time equal to 60 seconds
14. ____ saving time
15. Middle of the night
16. Time teller
19. Early night
23. Midday eats
24. Time to snooze

DOWN CLUES:

1. Small units of time
3. Time to play
5. A.M.
7. A Clock that uses shadows to tell time
8. Portable timepiece
10. Rise and shine
11. Supper
12. ZZZZ!
17. During the day
18. When the sun goes down
20. When it is dark
21. Midday
22. Twilight

TIME IS ON YOUR SIDE




ACROSS CLUES:

1. Time Science
4. Date Book
9. Northern Lights
11. Old __, senior citizen
13. Alpine
16. Sea Clock
20. Mesozoic is one
22. Central Standard Time, abbr.
23. A thousand years
24. Timely Seasoning
26. Eastern Standard Time, abbr.
27. City at 0 Degrees Longitude
28. "Handy" Clock

DOWN CLUES:

2. ____ / Alarm Clock
3. Liquid Crystal Display
5. When day and night are equal
6. ____ Standard Time, time zone in New York State
7. Water Clock
8. Set to go off
10. Arm Clock
12. Clock without hands
14. A shapely, sandy clock
15. Watch Chain
17. There's 24 of them in the world
18. Clock Sound
19. A twist of time
21. Large London Clock
25. Mountain Standard Time, abbr.

ANSWER SHEET



ACROSS CLUES:


1. Time Science
4. Date Book
9. Northern Lights
11. Old___, senior citizen
13. Alpine
16. Sea Clock
20. Mesozoic is one
22. Central Standard Time, abbr.
23. A thousand years
24. 'Timely Seasoning
26. Eastern Standard Time, abbr.
27. City at 0 Degrees Longitude
28. "Handy" Clock

DOWN CLUES:

2. _____ / Alarm Clock
3. Liquid Crystal Display
5. When day and night are equal
6. _____ Standard Time, time zone in New York State
7. Water Clock
8. Set to go off
10. Arm Clock
12. Clock without hands
14. A shapely, sandy clock
15. Watch Chain
17. There's 24 of them in the world
18. Clock Sound
19. A twist of time
21. Large London Clock
25. Mountain Standard Time, abbr.

**MAKE AS MANY WORDS AS YOU
CAN FROM THE WORD SUNDIAL**

.....



A large circle containing horizontal lines for writing words. A triangular section is removed from the right side of the circle, creating a wedge-shaped gap. The lines are arranged in a grid-like pattern within the circle, with some lines being longer than others to accommodate the triangular cutout.

SCORE:

35-41 Super!

15-25 O.K.

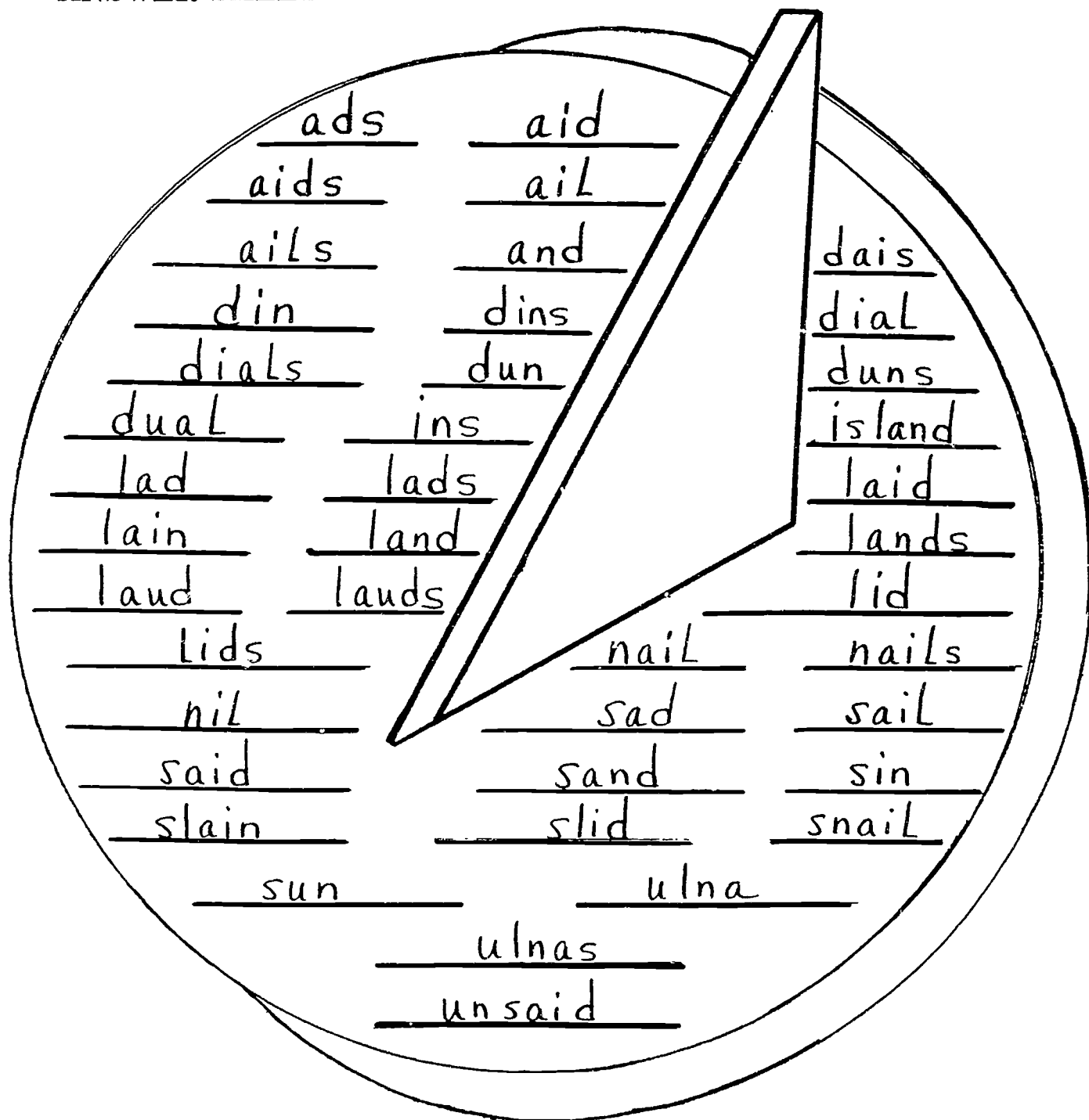
25-35 Very Good

15 or Less

Try Again

MAKE AS MANY WORDS AS YOU CAN FROM THE WORD SUNDIAL

ANSWER SHEET



SCORE:

35-41 Super!

15-25 O.K.

25-35 Very Good

15 or Less

Try Again

Make as many words as you can from the word, "CALENDAR".

Make as many words as you can from the word, "CALENDAR".

SCORE:

83 Words	Perfect!	30 - 45	Good
60 - 83	Awesome	15 - 30	O.K.
45 - 60	Very Good	15 or Less	Try Again

CALENDAR CHALLENGE

ANSWER SHEET:

CALENDAR				
MONDAY	TUESDAY	WEDNESDAY	THURSDAY	FRIDAY
ace	cad	clan	earl	lead
aced	cadre	clean	earn	lean
acre	can	clear	elan	learn
acne	candle	crane	end	led
adrenal	candler	craned	era	lend
ale	cane	cradle	lace	nacre
alder	caned	dale	laced	near
anal	caner	dance	lad	race
and	car	dancer	laden	raced
arc	card	dare	lade	ran
arced	care	darn	lance	read
are	cared	deal	lanced	red
arena	carnal	dean	lancer	rend
arcade	canal	dear	land	real
arcane	canard	den	lane	renal
area	cedar	decal	lard	
areal	clad	ear	lea	

SCORE:

83 Words Perfect! 30 - 45 Good
 60 - 83 Awesome 15 - 30 O.K.
 45 - 60 Very Good 15 or Less Try Again

TIME WORD SEARCH

DIRECTIONS: Find the words listed below in the puzzle and circle them. Words go across, up, down, diagonally and backwards.

S L E C R S N A L N U O F W E N R A D N E L A C R A N U L N
M E B A T E S T O R A L N G C W O I N I M O D O N N A S A E
A A X G R A N D F A T H E R C L O C K N A I L U J M R T E M
R P I K E K T P N O L U B Z D E P D P S M A L L O A I K N I
T Y W M A E I T S C H R O N O M E T E R B T S R H O E W J T
C E S A R L S Z U E M C N H Y U N T E N I E O R N B O M I G
A A H L T A T I N H S H T E C K D E A L T G X A H D S C I N
E R R O S E A O D O D O C A R Y U B S U E T L G A R N E T I
M W O N O N R L I N D A M T E F L F N D Y B A H R F E R C V
I C E I I O S C A P T O M E A M U I O A U I S R R A C F L A
T I L G A I K Y L A E K O N Y W M S I R A H U T I D N N U S
D C H B S T T S L O N D I U H S C F E O T L L A S W A N Y T
R T T D A A E I U J C A U S N A Y A M T Y N O F O T I O T H
A M N A N R T P F R L K O T B T U A T H E N I N N Y D C A G
D E V O D G S A O I R E D N I O W O E L I L A G E M I A E I
N I E L N I E H R E T E P U F G O Y B T Y T L S H N R B R L
A G A R I M T O N G I N G S P E N E D S N S A R T T E R G Y
T Y E A R S D E K C S O T L C S E O M I T A S L E W M E I A
S S A R T H D Y A D L A A C I H G O L O I B F A S C E G S D
E M A S R U O H N T N K N I E T S N I E T R E B L A M O O N
R E R C T E N O P D O E L Y X N A M A Z S D E E N G I R L F
A H O I W I C T A H A E C L O O K I N I T S W A L S R E E T
F O T U S E G R E E N W I C H M E A N T I M E A Y M P U O R
R A R A S X D E L C U N B A R R E T E P R E P M U H T M O T
L W D N A S P O P E G R E G O R Y B O L L I M H S L L E B H

Julian
Sundial
Roger Bacon
Hour glass
Stars
Sun
Albert Einstein
Moon
Latitude
Longitude
Lunar calendar

Woden
Leap year
Standard time act
National Bureau
of Standards
Minutes
Seconds
Hours
Day
Months
Years

Peter Heinlein
Night
John Harrison
Sand
Watch
Mayans
Bells
Galileo
Pendulum
Daylight Saving Time
Pope Gregory


Greenwich Mean Time
Grandfather clock
Fortnight
Chronometer
Prime Meridian
Week
Migration
Anno Domini
Shadow
Thor
Water Clock

Used with permission from the Colorado 1990 Summer Reading Program Manual.

TIME WORD SEARCH

ANSWER SHEET:

DIRECTIONS: Find the words listed below in the puzzle and circle them. Words go across, up, down, diagonally and backwards.



Julian
Sundial
Roger Bacon
Hour glass
Stars
Sun
Albert Einstein
Moon
Latitude
Longitude
Lunar calendar

Woden
Leap year
Standard time act
National Bureau
of Standards
Minutes
Seconds
Hours
Day
Months
Years

Peter Heinlein
Night
John Harrison
Sand
Watch
Mayans
Bells
Galileo
Pendulum
Daylight Saving Time
Pope Gregory

Greenwich Mean Time
Grandfather clock
Fortnight
Chronometer
Prime Meridian
Week
Migration
Anno Domini
Shadow
Thor
Water Clock

Used with permission from the Colorado 1990 Summer Reading Program Manual.

IT'S ABOUT TIME


G O R S R K S G L R S R U O H K
 L J R L C E G E Z A E J C R C N
 G B W O M E M F T T I U T O T E
 T U L T Z N E I M U C D L B A T
 E C E I P E M I T K N C N L W U
 T I M E Z O N E O I R I A U T N
 K D B Y T Y C O S E M R M T S I
 G H L O T I C K H R M E I O I M
 N U C F D L M T E C A M O T R Y
 E C W T O Y A E L T E E S U W B
 B C W C A F C O K T W D Y A T E
 G P K Y D W C L A E N A T D E T
 I T T N M K P B O O E C T E R U
 B E A R N M L O C C H P Q C V N
 P R Q J P E V E T Q K E E R H I
 G Z G N H N S Q M S J T W R J M

ALARM CLOCK
 BIG BEN
 BODY CLOCK
 CLOCK
 CUCKOO CLOCK
 GRANDFATHER CLOCK
 HOURS
 MINUTE BY MINUTE

MINUTES
 POCKET WATCH
 SECONDS
 STOP WATCH
 SUNDIAL
 TIMEKEEPER
 TIMEOUT
 TIMEPIECE

TIMER
 TIMETABLE
 TIME ZONE
 WATCH
 WRISTWATCH
 YEARS

IT'S ABOUT TIME



ALARM CLOCK
BIG BEN
BODY CLOCK
CLOCK
CUCKOO CLOCK
GRANDFATHER CLOCK
HOURS
MINUTE BY MINUTE

MINUTES
POCKET WATCH
SECONDS
STOP WATCH
SUNDIAL
TIMEKEEPER
TIMEOUT
TIMEPIECE

TIMER
TIMETABLE
TIME ZONE
WATCH
WRISTWATCH
YEARS

CELEBRATE THE SEASONS


B J F O K A Y G T L L A F N
A W Y Z R C N P D D U E O R
C W L F B M K G W T M S V P
K A D Q B I D G U I A R A Z
T S O S B B R M T E T T C R
O Y G V C V N T S F S X A E
S A D E E D S G H W Y E T T
C D A M H E N N R D G F I N
H I Y L V I K E V A A R O I
O L S R W V M H M Y I Y N W
O O A O F M S L O Q K P S M
L H R R U D I V F V J R G O
B G G S P R I N G X O G G H
M C A L E N D A R P D D X Y

AUTUMN
BACK TO SCHOOL
BIRTHDAYS
CALENDAR
DOG DAYS

FALL
GROWING SEASON
HARVEST TIME
HOLIDAYS
SPRING

SUMMER
VACATION
WINTER

CELEBRATE THE SEASONS



AUTUMN
BACK TO SCHOOL
BIRTHDAYS
CALENDAR
DOG DAYS

FALL
GROWING SEASON
HARVEST TIME
HOLIDAYS
SPRING

SUMMER
VACATION
WINTER

PASS THE TIME

N I G H T F A L L Y S C T D X
 F B I T Q B N F A K T T H I W
 T F I Q H J T D P L G H G N B
 B G W M Y G Y H U U N D I N T
 R E N T A B I Q Y I I A L E A
 E M P I Y M R N H G N Y I R L
 A I G A N K R B D J R T W D V
 K T D D S E G E G I O I T A N
 F Y K U D I V S V N M M H Y E
 A R D A Y B R E A K O E G L M
 S O A F T E R N O O N O I I I
 T T W C E M I T T H G I N G T
 A S N C L L U N C H B Y E H D
 Y W B S N A C K T I M E J T E
 Y I P T U O Y A D N I Y A D B


AFTERNOON
 BEDTIME
 BREAKFAST
 DAWN
 DAYBREAK
 DAY BY DAY

DAY IN DAY OUT
 DAYLIGHT
 DAYTIME
 DINNER
 DUSK
 EVENING

LUNCH
 MIDNIGHT
 MORNING
 NIGHT
 NIGHTFALL
 NIGHTTIME

NOON
 SNACKTIME
 STORYTIME
 TWILIGHT

PASS THE TIME



AFTERNOON
BEDTIME
BREAKFAST
DAWN
DAYBREAK
DAY BY DAY

DAY IN DAY OUT
DAYLIGHT
DAYTIME
DINNER
DUSK
EVENING

LUNCH
MIDNIGHT
MORNING
NIGHT
NIGHTFALL
NIGHTTIME

NOON
SNACKTIME
STORYTIME
TWILIGHT

TIME PASSES

P D Y E S T E R D A Y E E
 V U Y W N C S B P T H E R
 E R U T U F E T S O N R A
 H G D R L A I R E M O T W
 P A S T H T R A N M I Y H
 R L S E I H O D I O T L C
 E E K Q S E M I L R A I O
 S M L Z T R E T E R R M P
 E I E D O T M I M O U A E
 N T W I R I O O I W D F E
 T M O Y Y M W N T Z G H T
 B K G A Y E V S R O O T S
 A N C I E N T T T O D A Y


ANCIENT
 DURATION
 EPOCH
 ERA
 FAMILY TREE

FATHER TIME
 FUTURE
 HISTORY
 MEMORIES
 PAST

PRESENT
 ROOTS
 TIME-LAG
 TIMELINES
 TODAY

TOMMORROW
 TRADITIONS
 YESTERDAY

TIME PASSES



ANCIENT
 DURATION
 EPOCH
 ERA
 FAMILY TREE

FATHER TIME
 FUTURE
 HISTORY
 MEMORIES
 PAST

PRESENT
 ROOTS
 TIME-LAG
 TIMELINES
 TODAY

TOMMORROW
 TRADITIONS
 YESTERDAY

How Long Is A Lifetime?


Try your luck at guessing the average life span in years of the following animals. Draw lines to match each animal with its correct life span.

1. African Elephant	1 Year
2. Baboon	3 Years
3. Black Bear	4 Years
4. Cat	5 Years
5. Chipmunk	6 Years
6. Guinea Pig	7 Years
7. Hippopotamus	8 Years
8. Mouse	10 Years
9. Opossum	12 Years
10. Rabbit	15 Years
11. Red Fox	16 Years
12. Squirrel	18 Years
13. Tiger	20 Years
14. White-tailed Deer	25 Years
15. Zebra	35 Years

ROCK AROUND THE CLOCK

WORD SCRAMBLE

Try your hand at unscrambling these six words!



How Long Is A Lifetime?

ANSWER KEY:

- | | |
|-----------------------|----------|
| 1. African Elephant | 1 Year |
| 2. Baboon | 3 Years |
| 3. Black Bear | 4 Years |
| 4. Cat | 5 Years |
| 5. Chipmunk | 6 Years |
| 6. Guinea Pig | 7 Years |
| 7. Hippopotamus | 8 Years |
| 8. Mouse | 10 Years |
| 9. Opossum | 12 Years |
| 10. Rabbit | 15 Years |
| 11. Red Fox | 16 Years |
| 12. Squirrel | 18 Years |
| 13. Tiger | 20 Years |
| 14. White-tailed Deer | 25 Years |
| 15. Zebra | 35 Years |

Rock-Around-The-Clock Word Scramble

ANSWER KEY:


- | | |
|-----------|-------------------|
| 1. jazz | 4. dances |
| 2. beat | 5. marching |
| 3. rhythm | 6. square dancing |

TIMES OF THE YEAR

Fill in the missing letters in the words below and you'll have fun traveling through all the special times of the year!




_ i n _ e _ _ i _ e



_ p _ _ n _



_ _ r t _ d _ _ s




_ _ m m _ _




_ _ t _ m _

CLOCKS, CLOCKS, CLOCKS!

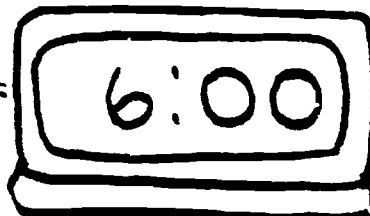


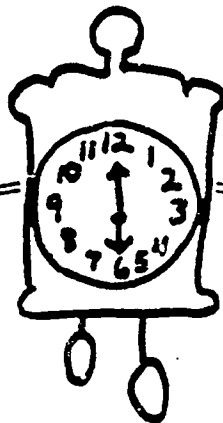


How many different kinds of clocks can you name?



CLOCKS, CLOCKS, CLOCKS!

ANSWER SHEET:



ALARM

HOURLASS

ANALOG

MISSION TIMER

ATOMIC

PENDULUM

CANDLE

POCKET WATCH

CUCKOO

STOPWATCH

DIGITAL

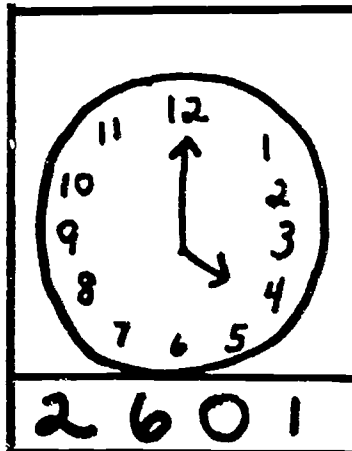
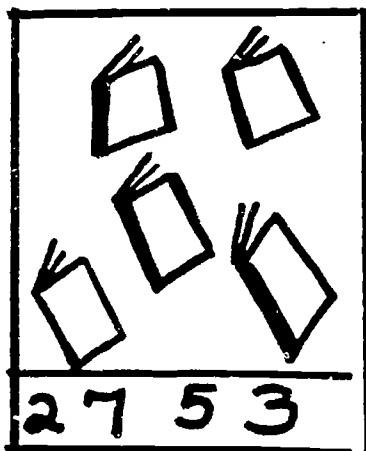

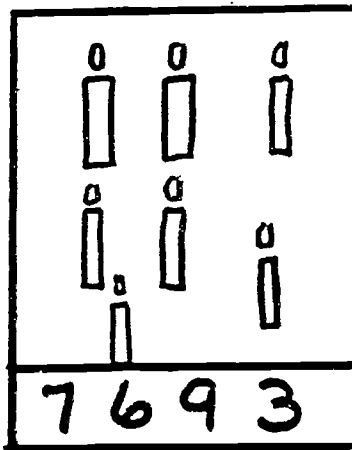
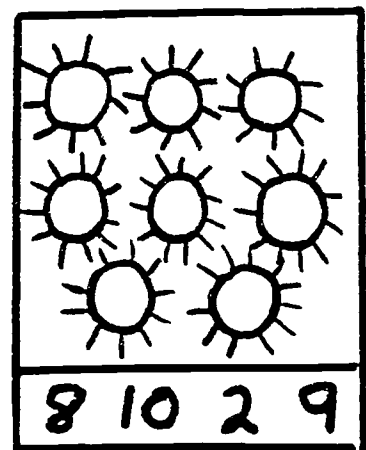



SUNDIAL

ELECTRIC

WATER

GRANDFATHER

WRISTWATCH




Count the objects in
each box and then
circle the correct number

SUMMER TIME, ANY TIME, BOOK TIME

My Name: _____

Put an "X" by the things you did this summer.






- _____ I read to my Mom or Dad.
- _____ I read to my friend or to my brother or sister.
- _____ I read to my grandparents.
- _____ I read in a car.
- _____ I read by the water.
- _____ I read under a tree.
- _____ I read on a sunny day.
- _____ I read on a rainy day.
- _____ I read a cereal box.
- _____ I read the comics in the newspaper.
- _____ I read a sports story in the newspaper.
- _____ I read in bed.
- _____ I read a bubble gum wrapper.
- _____ I read a recipe for chocolate chip cookies (or another recipe).
- _____ I read before breakfast one day.
- _____ I read a poem.
- _____ I read a funny book.
- _____ I read in a tent.
- _____ I read the label on a soup can.
- _____ I read 20 names in the telephone book.
- _____ I read an advertisement in a magazine.
- _____ I read with sunglasses on.
- _____ I read one postcard.
- _____ I had fun reading this summer.
- _____ I love to read!
- _____ I have _____ X's on this paper.



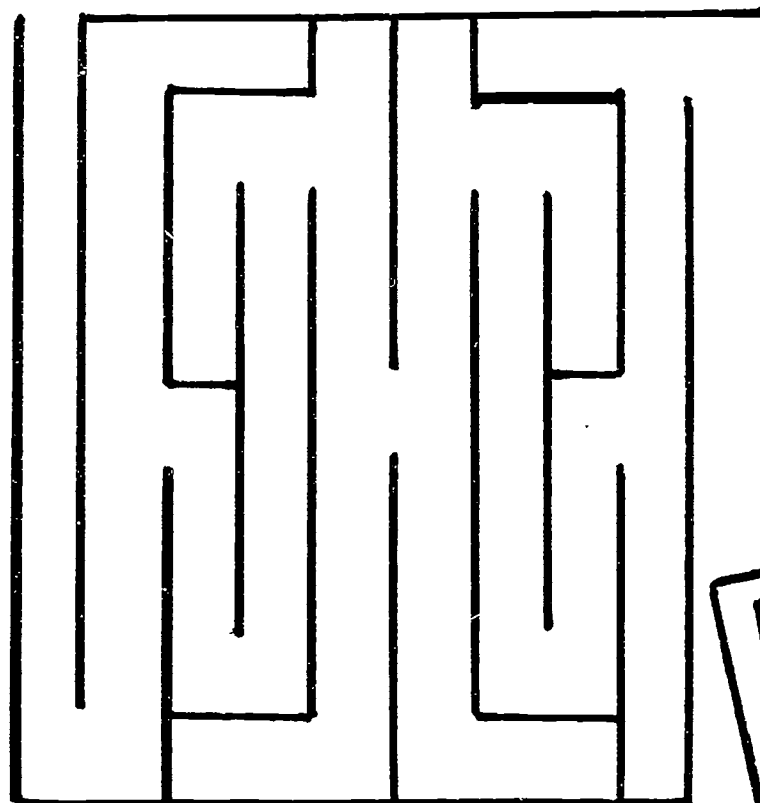
Used with permission from the Colorado 1990 Summer Reading Program Manual.

MATCH THE SHADOWS


Match each animal with its "Shadow"!




A Diller, A Dollar, A Ten O'Clock Scholar




*Wee Willie Winkie
Runs Through
The Town!*






help
unwind
this clock
whose spring
is wound
too tight!




(Start At Center)

AMAZING RACE




Who will finish first...
The Tortoise or the Hare?

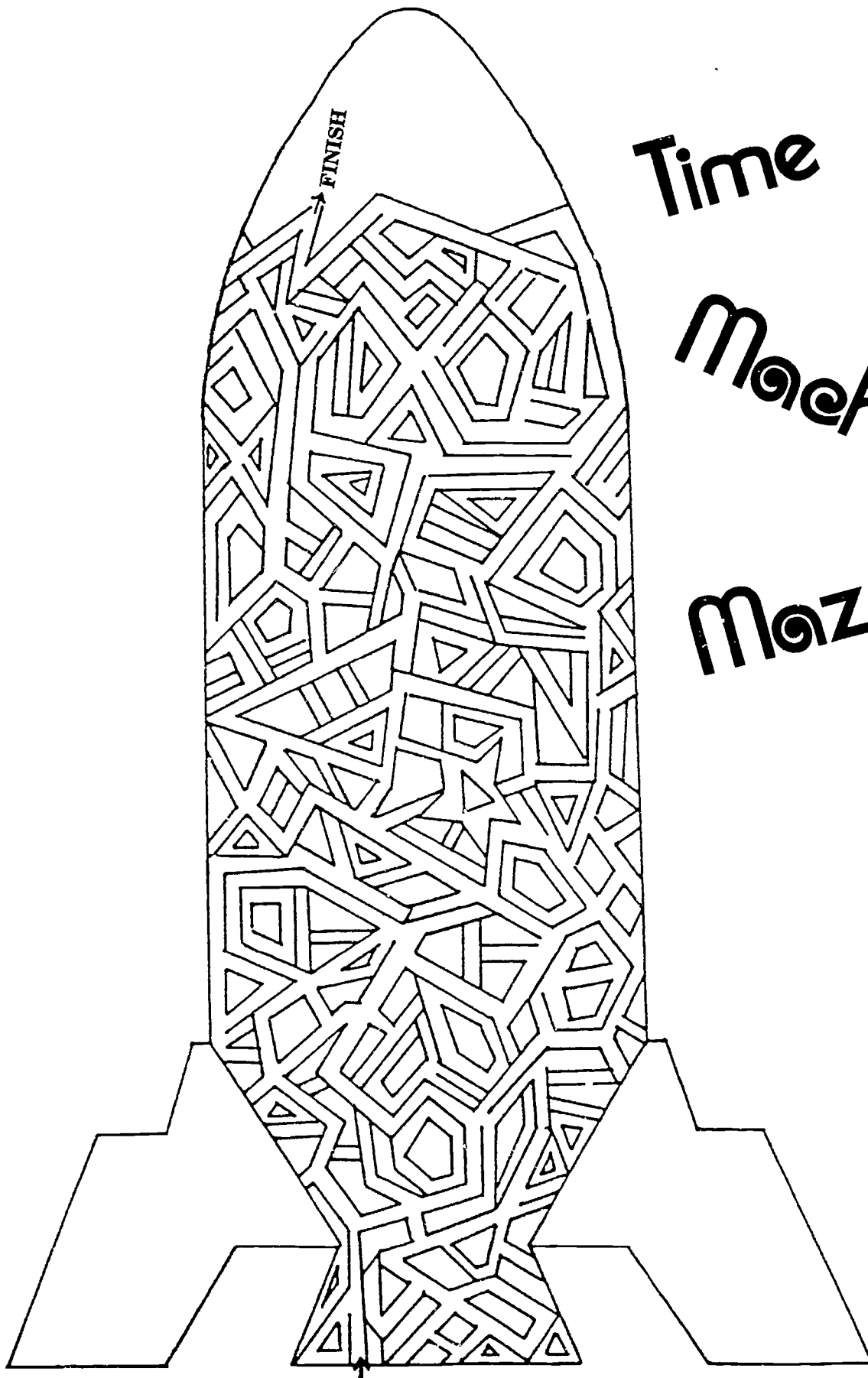


FINISH

196



197 FINISH



Time Machine Maze

START


138

Used with permission from the Tennessee 1993 Summer Reading Program Manual


5-66

MAGIC MIRROR

If you could enter a magic mirror and go back in time,
where would it be? Draw a picture inside the picture
frame of your special place.




*Used with permission from the
Colorado 1990 Summer Reading Program Manual.*




Some animals only come out at night while you are sleeping.

Circle The Night Animals.


Finish the pictures to show
what the tree would look like in
each season.




Spring



Summer



Fall





Winter

202

A YEAR IN NATURE


5-69

**CAN YOU FIND
WHICH
CLOCK
IS
DIFFERENT?**




203

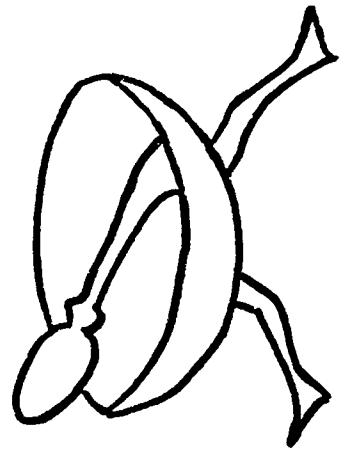
Answers: The clock at the top right does not have any hands.



HEY DIDDLE, DIDDLE,
THE CAT AND THE FIDDLE,
THE COW JUMPED OVER THE MOON;
THE LITTLE DOG LAUGHED
TO SEE SUCH SPORT,
AND THE DISH RAN AWAY WITH THE SPOON.



204



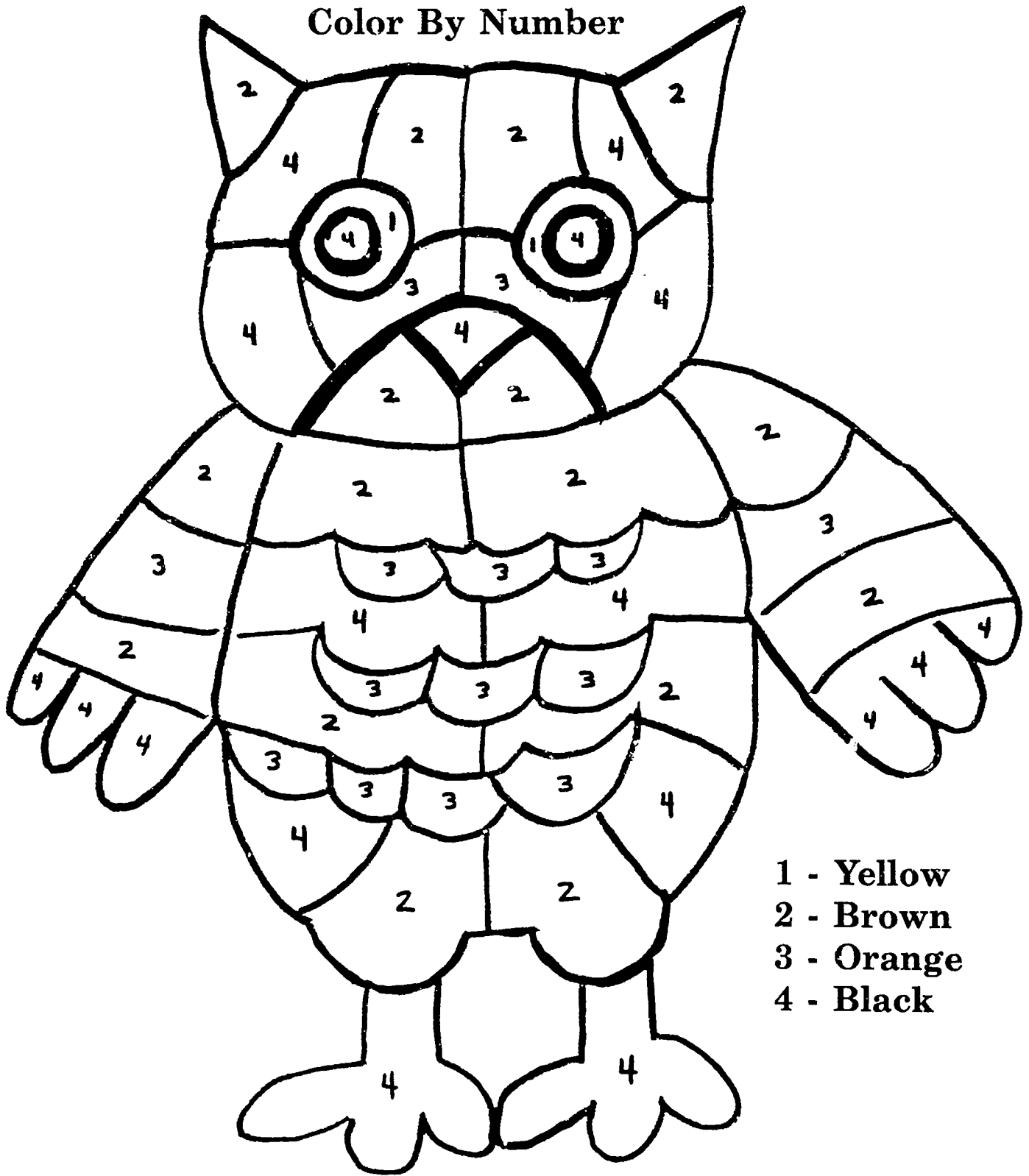
205

Good Morning!



Who-o-o Comes Out At Night?


Color By Number



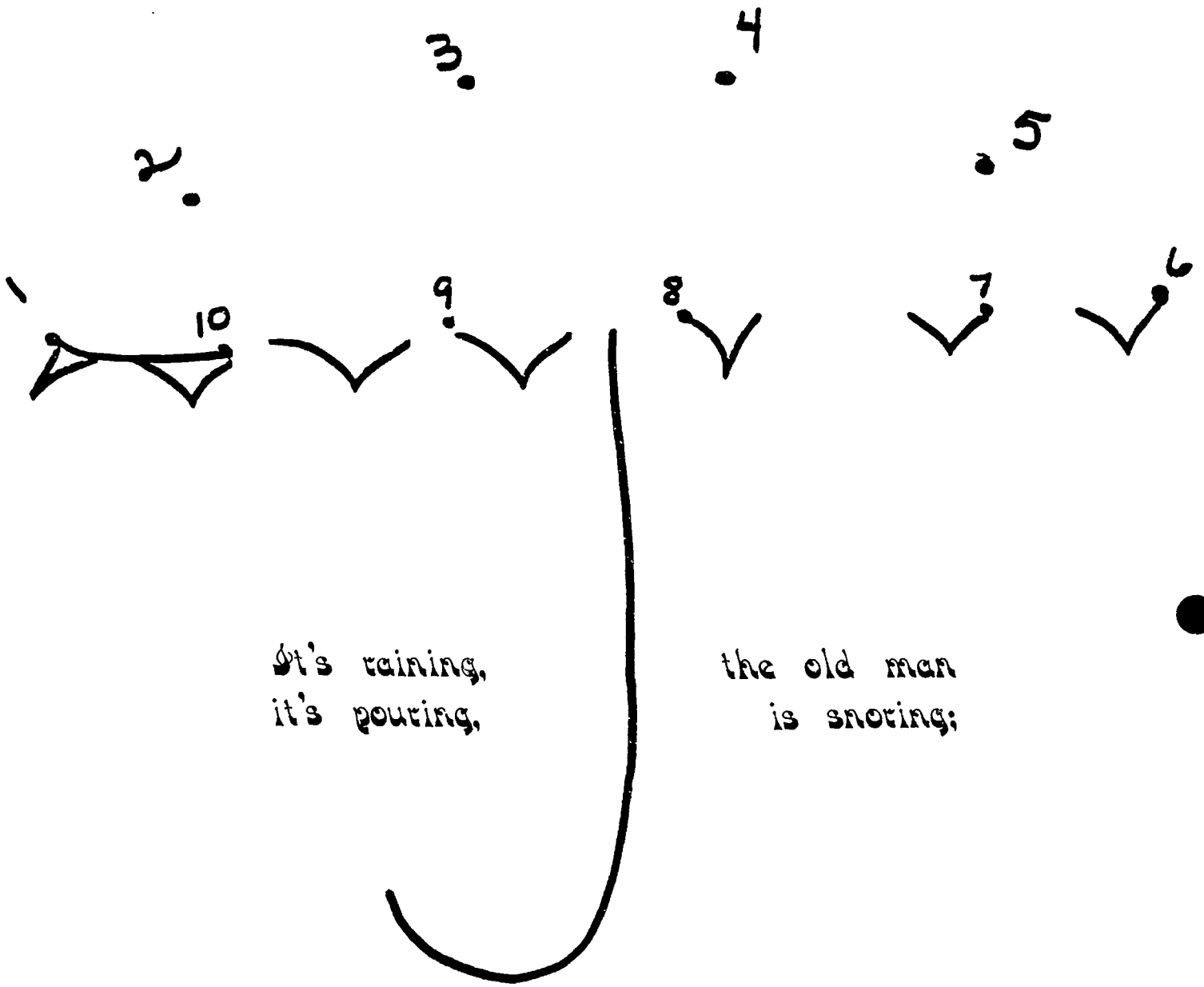
- 1 - Yellow
- 2 - Brown
- 3 - Orange
- 4 - Black



Reprinted with permission from the 1985 Mid-York Library System summer manual, 'Book A Trip Through Time'



Reprinted with permission from the 1985 Mid-York Library System summer manual,
"Book A Trip Through Time" 211



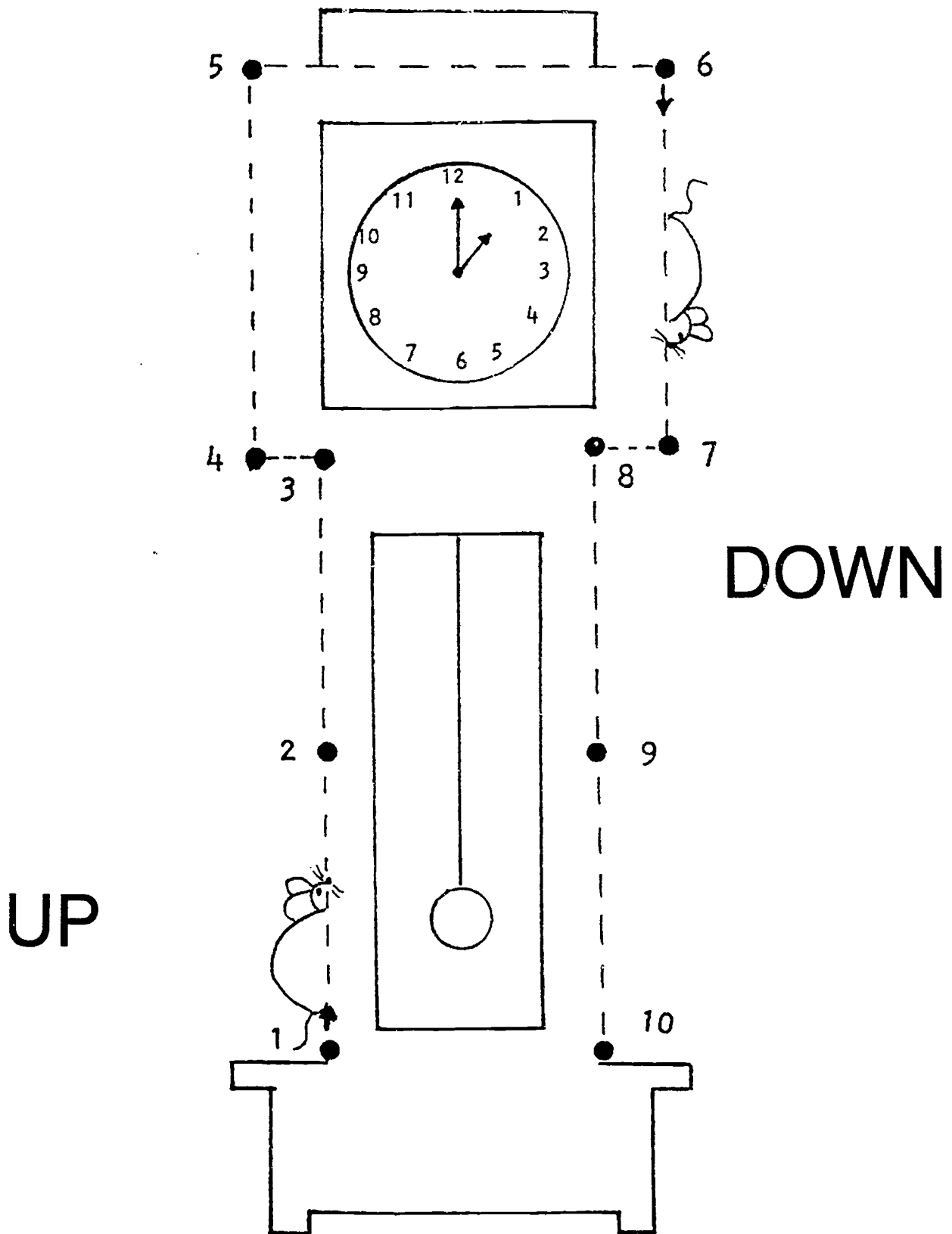
It's raining,
it's pouring,

the old man
is snoring;

He got into bed
And bumped his head
And couldn't get up in
the morning.

HICKORY, DICKORY, DOCK!

START AT 1 AND FOLLOW THE DOTS.



Supported by Federal Library Service and Construction Act Title I Funds, Granted By
The New York State Library...Via The Niagara Library System.





I'm late!

I'm late!

IT'S SHOPPING TIME!

.....
If your budget allows, you can find many timely tidbits and seasonal surprises available through catalogs. These items may be used for decoration, promotion, and as small prizes and incentives. The items and prices quoted were taken from the most current catalog available. Please use the toll-free numbers listed to request up-to-date catalogs or to verify current prices.

If it is possible to team up with another library, put together a combined order and possibly save some money by ordering items in large/bulk quantities. Happy Shopping. . .

ABC School Supply, Inc. 1-800-669-4222
3312 N. Berkeley Lake Rd. FAX 1-800-933-2987
Duluth, Georgia 30136

General Catalog 1993

p. 81 385-85031	What Time Do You...? Laminated 24"x36" floor puzzle, 24 pcs., suitable for crayons.	\$15.95
p. 127 526-96031	Perfection Game. This game of shapes is a race against time. Set the timer, then try to match 25 geometric shapes in 60 seconds or less.	\$21.95
p. 325 572-33231	Beginning Telling Time Bingo. Bingo game teaches basic time concepts. Materials for 3 to 36 players.	\$7.99
p. 325 625-67831	Telling Time Game. Match up time cards four different ways: dial to digital, digital to words, dial to time word, or time telling words and numbers.	\$3.99
p. 325 530-09931	Three Clock Stamp Set. Three 2" diameter rubber stamps to make up time task cards and clock faces.	\$9.99
p. 326 641-76531	Dino Telling Time Bingo. Bingo format. Cards show hour and half-hour time positions. Students match digital time on the spinner to the correct clock on their cards.	\$14.95
p. 326 153-00131	Student's Clock Face. Laminated, 4 1/2" diameter, plastic cards with movable hour and minute hands.	\$ 9.95 set of 10

p. 327 438-43631	Clock Dominoes. Set of 45 dominoes teaches time telling.	\$ 7.95
p. 327	Clock Face Rubber Stamps	
391-00731	Clock Face	\$ 3.50
153-20831	Digital Clock	\$ 3.50
752-46631	Minute Face	\$ 3.95
p. 327 237-00131	Stick 'N Stay Calendar. Velcro perpetual calendar to teach days of week, date, month, year, season, moon, weather, etc.	\$15.00
p. 327 040-00231	Tell Time Quizmo. Played like Bingo with up to 38 players.	\$ 9.99
p. 379 050-32031	Calendar Thermometer. Neon colors indicate month, day and date. Indoor thermometer shows Farenheit and Celsius.	\$ 6.95
p. 411 140-55531	Minute Minder Timer. Times from one minute to one hour with single ring. Automatic alarm stop, sturdy styrene case. White only.	\$ 8.95
p. 411 620-20631	Sand Timer. Durable plastic timer.	\$ 2.99
p. 411 014-40231	Digital Stopwatch. 1/100 of a second quartz accuracy, split time function and normal time.	\$14.95

Constructive Playthings
1227 East 119th St.
Grandview, Missouri 64030

1-800-448-4115
FAX 816-761-9295

Catalog 1993

p. 89 WT-4	Four Seasons Puzzles. 9"x12" plywood jigsaw puzzles depicting the same chi' 'ren, animals, and countryside in four different seasons.	\$28.95 set of 4
p. 110 ID-4368	Time and Growth Sequence. Set of 60 cards helps develop time concepts.	\$ 9.95
p. 132 MTC-220	Clock Stamp. 2 1/2" rubber stamp shows a clock with no hands.	\$ 2.95
p. 132 MED-9374	Day By Day Calendar. Includes month, year, date cards, and cards for holidays, lunar phases, historic events, weather conditions.	\$15.99

p. 132 JA-9040	Judy Clock. Hands-on clock with movable hands, visible gears. Hardboard with removable metal stands. 12 3/4"x13 1/2".	\$19.95
p. 132 JA-9041	Judy Mini-Clocks. Hardboard 4" miniatures of the Judy Clock with movable plastic hands and removable stands.	\$16.95 set of 12
p. 132 MED 8062	Single Face Clock Dial. Large, bold numerals on an 11 1/2" diameter face with movable metal hands.	\$ 9.99
p. 132 TA 1678	Telling Time Match-Me. 52 cards to match up 4 different ways - dial clock to digital, digital to time word, dial clock to time word, or time-telling words and numbers.	\$ 3.99
p. 136 LFF-813	Seasons Flannelboard Set. Four large 14" trees shown at various times of the year, along with seasonal fruit, flowers, etc., printed on felt, ready to cut.	\$13.95
p. 169 MTC-752	Three Minute Timer. Encased in clear plastic. 3 1/2"x1 1/8".	\$2.95

Ellison Educational 1-800-253-2238
 PO Box 8209 FAX (714) 724-8548
 Newport Beach, CA 92658-8209 Prices effective 2/15/93

Ellison letter machine is a cutting system utilizing a die (similar to using a cookie cutter) that cuts a variety of materials in many different shapes. The original Ellison letter machine is priced at \$300., the extra large Ellison letter machine is \$395. Dies range in price from \$25, for individual shapes, to several hundred dollars for a complete alphabet set. Materials that can be cut to shape include vinyl, felt, pop-up sponge, rubber stamp and magnetic materials. Sizes range from approx. 2"-3" for small dies to 8" to 10" for extra large items. Create pads, name tags, magnets, displays...the possibilities are endless. Some shapes of interest include:

p. 28	Clock Face	\$40.00
	Clock Hands	\$35.00
	Clock Face/Hands (x1)	\$90.00
p. 35	Moon	\$40-55
p. 37	Rooster	\$55-70
p. 39	Sun	\$35-65
	Tree	\$40-55
	Tree, Bare	\$70-85
	Tree, Bare (super x1)	\$135.00
p. 45	Holiday Set (10 dies)	\$325-\$475

Haendle and Haendle

45 Faith Lane
Westbury, NY 11590

(516) 333-2869
FAX 516-333-7156

For the 1993 Book Banquet, this vendor designed several items, specifically tied to our program theme, such as buttons, T-shirt transfers, magnets, and hats. Prices were quite reasonable and included shipping. Again for 1994, this vendor has agreed to offer similar items with a time theme. Please call for information and prices.

Judy/Instructo

4424 West 78th St.
Bloomington, MN 55435

1-800-526-9907

Catalog 1993

p. 3	See Queens Life Cycles. 8"x11" puzzles on chipboard for ages 4-7.	
J 165 001	Caterpillar to Butterfly	\$12.95
J 165 002	Eggs to Chicken	\$12.95
J 165 003	Tadpole to Frog	\$12.95
J 165 004	Robin Family	\$12.95
J 165 006	Apple Tree in Season	\$12.95
p. 8 JI 4069	Seasons Puzzles Combo. 4 puzzles for ages 3-5 to teach the weather and seasons: Hot Day at the Beach, Windy Day, Rainy Day, Snowy Day.	\$33.95
p. 12 J 702037	What Time Do You...? Jumbo Floor Puzzle. 2'x3' hands-on teaching puzzle for ages 3-7, 24 pcs. Laminated, mark-on, wipe-off surface cleans easily and is suitable for crayons. Large clock has peel and stick vinyl hands.	\$15.95

Kaplan School Supply Corp.

1310 Lewisville - Clemmons Rd.

PO Box 609

Lewisville, NC 27023-0609

1-800-334-2014

FAX 1-919-766-5652

Catalog 1993-1994

p. 52 1G 19277	Grouchy Ladybug Set. Eric Carle's popular book and a soft, 9" long velour ladybug puppet.	\$17.95
p. 52 1G 4196	Rooster Hand Puppet. Non-flammable, non-toxic, hand washable, 8" tall.	\$ 4.95
p. 103 1G 30177	Stopwatch. Clock, alarm and stopwatch.	\$10.95
p. 105 1G 6464	Perfection Game. For ages 5+. Position the geometric shapes in the playing base within the time limit. Go beyond the limit, and all the playing pieces are popped out of position.	\$21.95
p. 127 1G 7557	Puzzle. Hickory Dickory Dock. 11 pcs. woodboard puzzles for ages 3-6, 9"x12".	\$ 8.25
p. 128 1G 8878	Puzzle. Rooster. For ages 3-6, 9"x12" woodboard.	\$ 8.25
p. 146 1G 30284	Calendar Learning Board. For gr. K-3. 12"x16 1/2" board and activity guide.	\$14.95
p. 146 1G 4670	Judy Calendar. Wood calendar with changeable dates to allow use year after year.	\$42.95
p. 155 1G 17552	Growth Chart. Ample room to record children's names and dates directly by their heights.	\$ 5.95
p. 184 1G 16763	Beginner Rhythm Band Set. 8-piece set includes: 2 tambourines, 2 pairs of maracas, 2 handle castanets, 2 sleigh bells.	\$35.95
p. 205 1G 12080	Holidays and Seasons. Reproducible learning activities for nearly every occasion.	\$ 9.95

Kids & Things

Box 7488
Madison, WI 53707

1-800-356-1200
FAX 1-800-245-1329

Catalog 1993

p. 3 KA 173-5404	The Grouchy Ladybug Set. Book and 9" ladybug puppet.	\$29.99 set
p. 3 KA 173-5023	The Very Hungry Caterpillar Set. Book and soft velour, plush caterpillar with noisemakers in each of his sections, 17" long.	\$25.99 set
p. 6 KA 171-0446	Goodnight Moon Bunny. 15" plush bunny.	\$19.99
p. 7 KA 171-1996	Jesse Bear Plush Bear. 14" replica of Jesse Bear by Gund.	\$29.99

Kipp Brothers

240-242 South Meridian St.
PO Box 157
Indianapolis, IN 46206

1-800-428-1153
FAX 1-800-832-5477

Catalog 1993

p. 6 NB 1280	Glow Disc. 7 7/8" sturdy plastic disc that can be used in daylight and night. In the dark, glows with an eerie green light.	\$10.95/doz.
p. 7 NB 2235	Glow-In-Dark Jet Balls. Neon colored balls, 1 3/8" in diameter. Glow in the dark once they have been exposed to bright light. One dozen in display box.	\$ 3.00/doz. \$33.00 gross
p. 7 NB 1866	Hi-Bounce "Moon" Balls. Glow-in-the dark hi-bounce balls 35 mm. in diameter.	\$4.80/2 doz.
p. 15 NB 2428	Glow in Dark Jump Rope. Expose ropes to light and they will glow in the dark. Assorted colors. Each 86" long.	\$11.40/doz.
p. 15 NB 1626	Star Ball. Comet-like ball with 18" long mylar tail. 60 thin mylar streamers in tail.	\$ 6.60/doz. \$37.50/6 doz.
p. 36 NC 8010	Kiddie Sun Glasses. Sunglasses with unbreakable plastic lenses and bright colored frames in assorted colors.	\$ 3.25/doz. \$36.00 gross
p. 45 NC 9825	Hearts and Stars Sunglasses. Children's sunglasses with non-breakable film lenses, hinged sides.	\$ 3.00/doz. \$33.00 gross

p. 57 NB 1908	Bat Rings. Black plastic bat rings with a wing-spread of 2".	\$ 2.65 gross
p. 63 NB 1532	Puzzle Watches. Watch shaped puzzle/watch where 2 tiny metal balls are to be rolled into 2 holes on the watch face.	\$ 4.95/6 doz. \$ 9.60 gross
p. 65 NB 1531	7" Dangling Bat. Soft plastic bat on elastic cord for hanging.	\$ 6.00/6 doz. \$11.40 gross
p. 116 NC 6556	Miniature metal Antique Pencil Sharpeners. Six different miniatures made of zinc alloy. Old time items such as an antique phone, cash register, Victrola, etc.	\$12.00/doz. (assorted)
p. 121 NB-2975	World Time Pencil Sharpener. 2 1/4" high. Align vertical line with your position on the map and time for all other locations on the map will show on the base.	\$ 6.50/doz.
p. 169 NB 2999	Floating Watch. Quartz watch with adjustable foam band. Face is 1 1/2" in diameter.	\$ 3.50 each
p. 168 NB 1394	4 Foot Clock. Four foot "wrist watch" wall decoration also functions as a clock on one AA battery.	\$13.95
p. 169 NB 3002	Electronic Stopwatch and Alarm. Chronograph features time/calendar display, 24 hr. stopwatch and an alarm. Stopwatch on 19" lanyard. Size - 2 1/4" high and 2" wide. Battery included.	\$ 3.00 each \$ 33.00/doz.

Lakeshore Learning Materials

2695 East Dominguez St.

PO Box 6261

Carson, CA 90749

1-800-421-5354

FAX (310) 537-5403

Catalog 1993

p. 61 RB 404	Big Seasonal Art and Crafts Book. Crafts for holidays and art to celebrate the seasons.	\$12.95
p. 61 LC 964	Multicultural Crafts for Kids. Twenty-one instruction cards show how to make international crafts out of ordinary items. Travel across timezones through crafts.	\$16.95

p. 62 QR 925X	Tambourine. 6" cowhide head with 2" easy grip rim and 5 pairs of metal jingles.	\$ 7.90
p. 62 LC 1410	10 Player Rhythm Set. Includes wrist bells, jingle clog, guiro tone block, triangle, castanets, cluster bells, sand blocks, rhythm sticks, maracas, all in a plastic box with lid.	\$29.50
p. 129 LC 643	Life Cycle Posters. 17"x22" posters explain the cycle of life, growth, and transformation of a frog, butterfly, and chick.	\$ 6.95 set of 3
p. 153 LC 5042	Whole Language Math Packet. The Grouchy Ladybug. Theme packet contains a copy of the picture book, teacher's activity guide, reproducibles, and props to act out the story and experiment with the concept of time.	\$19.95
p. 158 LC 2146	Classroom Stopwatch. 6 digit LCD stopwatch with neck cord.	\$12.95
p. 158 LC 5311	See - Inside Wind-Up Alarm Clock. Clear plastic clock with bold numerals, hour and minute hands, an extra-big second hand, and 2 metal bells on top. Provides kids with a unique "insider's" view of the gears in motion.	\$13.95
p. 158 WH 2428	60 Minute Timer. Easy-to-read plastic timer is a help for games, scheduling and more.	\$ 9.50
p. 158 ED 1742	Telling Time Bingo. Time-teaching game played like traditional bingo—instead of a number, a time is called out. Players then cover the corresponding clock face on their cards. Game includes 8 cards, spinner, and 65 counters.	\$16.95
p. 175 JG 835	World Wall Map. 30"x44" map comes ready to hang on 2 wooden dowels.	\$39.95

Oriental Trading Co.PO Box 3407
Omaha, NE 68103-0407

1-800-228-2269

Catalog 1993 No. 90

p. 17 No. 9/272	Sunglasses Erasers. 1 1/4" erasers in assorted colors.	\$ 3.25 gross
p. 17 No. 9/391	Music Eraser Assortment. 2" erasers with musical instruments and notes designs.	\$ 1.80/doz. \$1.50/doz. (12 doz.or more)
p. 46 No. 12/390	Bubble Watch. 2 1/2" plastic watch on a colorful elastic band. Bubble wand and non-toxic bubbles included.	\$ 7.20/doz.
p. 55	Kiddie Sunglasses. 5" plastic.	
No. 83/106	Stars and stripes	\$ 2.40/doz.
No. 83/107	Tropical	\$ 2.40/doz.
No. 83/108	Happy Birthday	\$ 2.40/doz.
No. 83/116	Heart Shape	\$ 2.40/doz.
No. 83/117	Star Shape	\$ 2.40/doz.
p. 82 No. 50/98	Desk Clock. 5 1/2" foam desk clock requires 1 "AA" battery.	\$ 7.20 each
p. 82	Foam Beady-Eye Watch. Band measures 7 1/2" with velcro closure.	
No. 50/99	Dinosaur Digital	\$ 1.80 each
No. 50/263	Toll Digital.	\$ 1.80 each
No. 50/264	Clown Digital	\$ 1.80 each
p. 82	Foam Beady-Eye Watch. Band measures 8 1/2" with buckle.	
No. 50/248	Cow Digital.	\$ 1.80 each
No. 50/249	Angelfish digital.	\$ 1.80 each
p. 83 No. 50/231	Black and Neon Print Watch. 1" plastic digital watch and vinyl band. Displays time, date and seconds.	\$ 1.80
p. 83 No. 50/32	Professional Quartz Stop Watch. 3" plastic stopwatch on a 19" nylon cord.	\$ 3.00
p. 91	Liquid Timers. 4 1/4" acrylic, assorted colors.	
No. 26/101	Water wheel.	\$ 4.50
No. 26/100	Spiral.	\$ 4.50
No. 26/102	Criss cross.	\$ 4.50

p. 91 No. 19/88	Liquid Water Wheel Timer Key Chain. 3 1/4" x 1 3/4" acrylic, assorted colors.	\$ 1.95
p. 91 No. 26/115	Multicolor Liquid Timer. 5 1/2" acrylic.	\$ 3.60
p. 115 No. 39/72	Watch assortment. 6 1/2" plastic.	\$ 2.40 gross

S&S Arts & Crafts
PO Box 513
Colchester, CT 06415

1-800-243-9232
FAX 1-203-537-2866

Catalog 1993

p. 16 FGA 2110	Clock Stamp. Rubber stamp of a 2" diameter clock face.	\$4.19
p. 36 FGP 834	Sundials. Pre-printed sundials, dowels, non-toxic glue and felt cut-outs for constructing 4" sundials. Also includes a large teacher model and activity sheet.	\$ 4.19/doz.

School Matters
Current, Inc.
Express Processing Center
Colorado Springs, CO 80941

1-800-533-4939

Fall 1993

p. 18 T 68-184339	Tell-Time Rubber Stamp. Large 3" diameter clock-face stamp.	\$ 3.50-\$6.40 each
p. 18 T-66-184641	What Time Is It? Play watches. Movable hands on sturdy paper wristwatches. Set of 32 easy-to-assemble, adjustable watches in 8 designs with 36 brass studs for the hands. 10" diameter face.	\$ 7.50 - \$10.75 set

Sherman Specialty Co.
PO Box 401
Merrick, NY 11566

1-800-645-6513
FAX 516-546-7496

Fall 1993

p. 10 M-97	Puzzle Watch. 7" plastic puzzle watch, assorted colors, in packages of 48.	\$ 6.95- \$ 7.95 pkg.
------------	--	--------------------------

Smilemakers
PO Box 2543
Spartanburg, SC 29304

1-800-825-8085

p. 20 H B T	Timers. 3 minute egg timer made of clear plastic, 3 1/2" high, assorted colors.	\$17.95 per 40
-------------	---	----------------

STUMPS

One Party Place

PO Box 305

South Whitley, IN 46787-0305

1-800-348-5084

FAX 1-219-723-6976

Summer 1993

Holiday Decorations. See catalog for item #s and prices.

July Fourth.

New Years in July

Mardi Gras.

Fiesta.

p. 1-6

p. 7

p. 18-19

p. 26

p. 29 #E-29-WA-SUN

p. 29 #E-29-MX-

NOT-AT

Plain Sunglasses. Black frames only.

\$ 1.99 each

Die-Cut Musical Notes. 9" high, made from heavy cardboard in sets of one dozen: 4 quarter notes, 4 sixteenth notes, 4 joined eighth notes. Asst. colors.

\$ 3.25/doz.

p. 38 #E-38-BL-MYL-ST

Mylar Balloons. Star-shaped balloon in silver.

\$ 1.05 each

TIPP NOVELTY COMPANY

222 North Sixth St.

PO Box 188

Tipp City, OH 45371

1-800-669-2445

FAX 513-667-1989

1993-1994

p. 3 No. 8284-1-8

Sunglasses. Assorted colors, heart shaped frames.

\$ 4.80/doz.

p. 7 No. 9334-B-14

Sports Watch. Digital watch shows date, time, or seconds. Asst. bright neon colors.

\$15.00
pkg. of 10

p. 23 No. 6752-A-12

Plastic Watch. Pkg. of 144 watches.

\$3.00 pkg.

p. 28 No. 8967-E-4

Puzzle Watch. Watch face is a 1" pill puzzle; strap is over 7" long.

\$11.10 pkg.
of 144

p. 30 No. 7622-H-8

MOD Sunglasses. Colored, plastic tinted.

\$ 1.50/doz.

p. 34 No. 7531-F-16

Kazoo. Soft plastic in assorted pastel colors. Over 4 1/2" long.

\$12.00 pkg.
of 144

p. 34 No. 8679-G-12

Musical Instrument. Assorted instruments, bright colors. 4" long.

\$12.00 pkg.
of 144

UPSTART

Box 889
Hagerstown, MD 21741

1-800-448-4887
FAX 1-800-448-5828

Spring 1993

- p. 12 L118-058 Read With Someone Every Day Book Bags. Doublewall plastic book bags, 13 1/2 x 17 1/2 x 3", with drawstring closure, sold in packs of 25. \$ 8.25-8.95 pkg
- p. 19 L 132-483 Libraries Past, Present and Future Poster. 22x30" poster details the wonderful transition from reading at home by candlelight to futuristic learning. \$ 4.95
- p. 19 L 122-335 Libraries Past, Present and Future Bookmarks. 2 1/4 x7 1/4" bookmarks that trace through pictures the ever-changing library. Packages of 200. \$5.50-5.95 pkg.
- p. 19 L 142-172 Read to Somebody Every Day Treat Jar. Fantastic treat jar w/100 2x6" die-cut bookmarks, label and 100 lollipops. \$12.95
- p. 19 L 142-152 Jar Refills. 100 bookmarks and 100 lollipops. \$ 6.95
- p. 19 L 128-112 Read to Somebody Every Day Button. 2 1/4" diameter button in pkgs of 5. \$ 2.00-2.35 pkg
- p. 20 L 122-144 Read to Somebody Every Day Bookmarks. 2x6" bookmarks featuring 2 designs per pkg. of 200. \$ 5.50-5.95 pkg

U.S. TOY CO. INC.

1227 East 119th St.
Grandview, MO 64030

1-800-255-6124
FAX 816-761-9295

Catalog 1993

- p. 37 No. OD105 Summer Decorating Kit. 2-14" tissue balls. 1-19" tissue ball. 4-18" fans. 2-25" fans. 4-12' tissue garlands. 12-16" 2 sides printed paper cutouts. \$37.00 kit
- p. 42 BJ 1222 Background for Bulletin Boards. "Night Stars". 48"x25' \$18.50 per roll
- p. 64 No. 254C Watch (small toy). Soft plastic with paper label. Size 6 inch. Assorted colors. \$2.50 per 144

p. 65 No. 578 D	Gold Coins. Plastic, gold color. Size 1 1/2 inches.	\$ 3.00 per 144
p. 69 No. 625 H	Mini-Kazoo. Soft plastic, assorted colors. Size 3 inch	\$.90/doz.
p. 70 No. 940 I	Clown Puzzle Watch (small toy). Soft plastic, assorted colors. Size 7 inch.	\$.90/doz.
p. 70 No. 628 I	Guitar Whistle. Soft plastic, assorted colors. Size 4 1/2 inch.	\$.90/doz.
p. 70 No. 621 I	Sunglasses. Soft plastic, assorted colors. Size 5 inch.	\$.90/doz.
p. 71 No. 919 J	Kazoo. Soft plastic, assorted colors. Size 5 inch.	\$ 1.15/doz.
p. 72 No. 708 J	Mini Harmonica. Hard plastic, assorted colors. Size 3 inch.	\$ 1.15/doz.
p. 78 No. 2014 Q	Harmonic. Hard plastic, assorted colors. Really works. Size 4 1/2 inch.	\$ 3.25/doz.
p. 78 No. 2015 Q	Flute. Hard plastic, assorted colors. Size 12 inch.	\$ 3.25/doz.
p. 90 No. 3017 Q	Child's Sunglasses. Soft plastic. Size 5 inch.	\$ 3.00/doz.
p. 90 No. 2011 R	Disco Sunglasses. Neon color, hard plastic hair band or sunglasses. Size 16 inch.	\$ 3.75/doz.
p. 99 No. LM 57	Mini Sunglasses Eraser. Size 1 inch.	\$ 3.75 per 144

CHAPTER 6

TIMEPIECES

BOOKS

OTHER RESOURCES

MEDIA

PROGRAM EVALUATION






6-1

TIMEPIECES

Most titles listed here are in print, but a number of out-of-print staples have also been included, since many are still widely available in libraries. Within each category—picture books, fiction, young adult, and non-fiction—the books have been grouped by sub-themes: TIME, TIMES OF THE YEAR, MUSIC TIME, and PAST, PRESENT, FUTURE.

Some resources are also available in formats for young people with special needs. These are indicated after the annotations as follows: Braille=BR, recorded disc=RD, recorded cassette=RC, and cassette book New York=CBN. For additional information about materials in special formats, contact your Regional or Sub-Regional Library for the Blind and Physically Handicapped (see Chapter 1).

Special thanks to: Rusty Wigg, Mid-Hudson Library System, for compiling the Films and Video List and to Cassie Hamm, New York State Library for the Blind and Visually Handicapped, for verifying the availability of titles in special formats.



PICTURE BOOKS: TIME

Anno, Mitsumasa. ALL IN A DAY. Philomel, 1986.

This book promotes world peace and understanding by comparing and contrasting children's activities in eight different areas of the world.

Baker, Leslie. MORNING BEACH. Little, 1990.

A young girl's trip with her mother to the ocean is a wonderful way to start summer vacation.

Berger, Barbara. GRANDFATHER TWILIGHT. Philomel, 1984.

The arrival of night is imaginatively depicted through the glowing, mysterious figure of Grandfather Twilight.

Blos, Joan W. A SEED, A FLOWER, A MINUTE, AN HOUR. Simon & Schuster, 1992.

A child's world of nature showing growth, change, and relationships is the focus of this delightful book.

Blundell, Tony. JOE ON SUNDAY. Dial, 1987.

Joe turns into different animals depending on how he feels at that moment.

Brandenberg, Franz. A FUN WEEKEND. Greenwillow, 1991.

A bear family's trip to the country doesn't work out as planned.

Bunting, Eve. GHOST'S HOUR, SPOOK'S HOUR. Clarion, 1987.

In the middle of the night, a little boy and his dog Biff confront some very scary things, which all turn out to have good explanations. BR 7508

THE WEDNESDAY SURPRISE. Clarion, 1989.

Grandma has a special surprise for everyone after spending many Wednesday evenings with Anna. RC 32190

Carle, Eric. TODAY IS MONDAY. Putnam, 1993.

Verses to a popular children's song are used to introduce the names of the days of the week.

Carlstrom, Nancy White. IT'S ABOUT TIME, JESSE BEAR. Macmillan, 1990.

A rhyming book featuring morning to bedtime activities of Jesse Bear.

Cazet, Denys. GOOD MORNING MAXINE! Bradbury, 1989.

It's too difficult for adventurous Maxine, the cat, to go straight to school.

Christiansen, C. B. MARA IN THE MORNING. Atheneum, 1991.

Mara enjoys listening to early morning sounds while moving silently through her house.

Collins, Pat Lowery. TOMORROW, UP AND AWAY! Houghton Mifflin, 1990.

Little turtle gets a big surprise when his wish to fly is unexpectedly fulfilled.

Faulkner, Matt. THE MOON CLOCK. Scholastic, 1991.

Inspired by a historical event, the 1683 invasion of Vienna by Turks, this is the exciting adventure of Robin and how she confronts school bullies.

Fox, Mem. NIGHT NOISES. HBJ, 1989.

A strange noise awakens old Lily Laceby and her dog, Butch.

Fuchshuber, Annegert. THE CUCKOO-CLOCK CUCKOO. Carolrhoda, 1988.

Follow the adventures of a cuckoo-clock cuckoo who escapes from his clock and finds that he can't get back in.

Giff, Patricia Reilly. I LOVE SATURDAY. Viking, 1989.

Saturdays are never boring for Katie who lives in an apartment house in Greenwich Village.

Ginsburg, Mirra. GOOD MORNING, CHICK. Greenwillow, 1980.

Little chick has a lot to learn as he experiences new adventures in the farm yard.

Greaves, Margaret. HENRY'S WILD MORNING. Dial, 1990.

Henry, a spunky little kitten, gets into more trouble than he can handle.

Grossman, Bill. THE GUY WHO WAS FIVE MINUTES LATE. Harper, 1990.

A rhyming story of a guy who is always late for every important event in his life.

Grossman, Patricia. THE NIGHT ONES. HBJ, 1991.

Night and morning buses carry people to interesting jobs and then home again.

Heide, Florence Parry. THE DAY OF AHMED'S SECRET. Lothrop, 1990.

As young Ahmed works through a busy day, he looks forward to sharing a new accomplishment with his Egyptian family.

SAMI AND THE TIME OF THE TROUBLES. Clarion, 1992.

Set in contemporary Beirut, this is the story of a 10-year-old Lebanese boy whose everyday life is interrupted by bombings and civil fighting in the streets.

Henderson, Kathy. IN THE MIDDLE OF THE NIGHT. Macmillan, 1992.

An evocative poem describing the night-time city world of bakers, nurses, doctors, cleaners, astronomers and others.

Hest, Amy. THE CRACK-OF-DAWN WALKERS. Macmillan, 1984.

It's Sadie's turn to take a special early-morning walk with Grandfather.

THE MIDNIGHT EATERS. Four Winds, 1989.

Samantha and her frail grandmother raid the refrigerator at midnight enjoying ice cream sundaes, old photos, and each other's company.

Hiskey, Iris. HANNAH THE HIPPO'S NO MUD DAY. Simon & Schuster, 1991.

Why can't Hannah ever stay clean?

Hogrogian, Nonny. ONE FINE DAY. Macmillan, 1971.

Inspired by an Armenian folktale, a rhythmic, cumulative text tells of a greedy fox's adventure. BR 5905, RC 20954.

Horowitz, Ruth. BAT TIME. Four Winds, 1991.

Watching bats is a special day-ending ritual for father and his young daughter.

Howe, James. THE DAY THE TEACHER WENT BANANAS. Dutton, 1984.

A class of children is delighted with their new teacher—a gorilla!

Hughes, Shirley. AN EVENING AT ALFIE'S. Lothrop, 1984.

Alfie and his babysitter handle the crisis of a burst waterpipe. RC 25153

Hutchins, Pat. CLOCKS AND MORE CLOCKS. Macmillan, 1970.

Mr. Higgins buys clocks and more clocks, trying to figure out the correct time.

Johnson, Angela. THE LEAVING MORNING. Orchard, 1992.

Family love and understanding ease the pain of saying goodbye on moving day.

Kandoian, Ellen. IS ANYBODY UP? Putnam, 1989.

Focusing on the early morning activities of a young girl, this is an effective introduction to time zones and cultural comparisons. RC 32984

UNDER THE SUN. Philomel, 1987.

Molly's mother answers her question about where the sun goes each night by taking her on a visual journey around the world.

Koller, Jackie French. FISH FRY TONIGHT. Crown, 1992.

Sharing a fish supper becomes hilarious as more animal friends are invited to the meal.

Krasilovsky, Phyllis. THE MAN WHO TRIED TO SAVE TIME. Doubleday, 1979.

After trying several different ways of saving time, a man realizes that he doesn't like to do everything ahead of time. RC 15607

Krensky, Stephen. BIG TIME BEARS. Little, 1989.

The daily activities of a bear family are used to introduce such units of time as seconds, minutes, weeks, and year.

Le Sieg, Theo. WACKY WEDNESDAY. Random, 1974.

Drawings and verse point out the many things that are wrong one wacky Wednesday in this beginner reader.

Lindbergh, Reeve. THE DAY THE GOOSE GOT LOOSE. Dial, 1990.

Rollicking fun begins when a goose opens his barnyard pen.

Lionni, Leo. A BUSY YEAR. Knopf, 1992.

Twin mice, Willie and Winnie, have a busy year sharing adventures with their friend, the tree.

- Lyon, George Ella. *FATHER TIME & THE DAY BOXES*. Bradbury, 1985.
 Father Time doles out each day from a time vault kept in a cloud.
- Maestro, Betsy. *AROUND THE CLOCK WITH HARRIET*. Crown, 1984.
 Go through a busy summer day with Harriet the elephant, hour by hour.
- Marshall, James. *GEORGE AND MARTHA: ONE FINE DAY*. Houghton Mifflin, 1978.
 A friendship and adventures of two hippopotamuses, George and Martha, in 5 short episodes.
- Merriam, Eve. *TRAIN LEAVES THE STATION*. Holt, 1992.
 A toy train makes a journey to introduce the numbers one to ten in a counting story in rhyme.
- Morgenstern, Constance. *GOOD NIGHT, FEET*. Holt, 1991.
 A poetic book for bedtime is fun when you say goodnight to all the parts of the body.
- Noble, Trinka Hakes. *THE DAY JIMMY'S BOA ATE THE WASH*. Dial, 1980.
 Jimmy's boa constrictor wreaks havoc on the class trip to a farm.
- Polacco, Patricia. *CHICKEN SUNDAY*. Philomel, 1992.
 Three young friends join together to earn enough money to buy a special Easter hat for old Miss Eula, who makes them wonderful Sunday chicken dinners.
- Roberts, Bethany. *THE TWO O'CLOCK SECRET*. Whitman, 1993.
 Michael has a hard time keeping his father's special birthday secret.
- Rockwell, Anne. *BEAR CHILD'S BOOK OF HOURS*. Crowell, 1987.
 Follow Bear Child through his day, hour by hour.
- Rylant, Cynthia. *HENRY AND MUDGE AND THE LONG WEEKEND*. Bradbury, 1992.
 Henry and his dog Mudge are having a boring weekend until mom suggests building a castle in the basement.
- Also, *HENRY AND MUDGE AND THE BEDTIME THUMPS; HENRY AND MUDGE UNDER THE YELLOW MOON*.
- NIGHT IN THE COUNTRY*. Bradbury, 1986.
 A journey through nighttime which describes the sights and sounds of a night in the country.
- Sendak, Maurice. *IN THE NIGHT KITCHEN*. Harper, 1970.
 A small boy falls into cake batter in this dream fantasy.
- Singer, Marilyn. *NINE O'CLOCK LULLABY*. Harper, 1991.
 Rich language and beautiful illustrations in a story about time zones and distant lands.

- Skutina, Vladimir. **NOBODY HAS TIME FOR ME: A MODERN FAIRY TALE.** Wellington, 1991
A young girl's meeting with Father Time teaches her that people can find time for each other.
- Stolz, Mary. **STORM IN THE NIGHT.** Harper, 1988.
While sitting in the dark during a nighttime thunderstorm, Thomas listens to his grandfather tell a story about when he was a boy. RC 30778
- Taber, Anthony. **THE BOY WHO STOPPED TIME.** Macmillan, 1993.
Julian stops the pendulum from swinging on the clock and has a marvelous adventure, while the rest of the world is suspended in time.
- Thomas, Patty. **THE ONE-AND-ONLY, SUPER-DUPER, GOLLY-WHOPPER, JIM DANDY, REALLY-HANDY CLOCK-TOCK-STOPPER.** Lothrop, 1990.
Porcupine wants some peace and quiet, so he asks Rabbit to stop his clock from ticking.
- Viorst, Judith. **ALEXANDER AND THE TERRIBLE, HORRIBLE, NO GOOD, VERY BAD DAY.** Atheneum, 1972.
Alexander wishes he was in Australia on a day when everything seems to go wrong. RC 30872
- Wallace-Brodeur. **HOME BY FIVE.** Macmillian, 1992.
It's hard for Rosie to be home by 5:00 with all the minor problems and interruptions along the way.
- Wiesner, David. **JUNE 29, 1999.** Clarion, 1992.
Holly Evan's successful science project sends vegetable seedlings into the ionosphere and makes a fantastic sci-fi comedy.
- TUESDAY.** Clarion, 1991.
Imagine frogs invading your town on a Tuesday evening around 8 p.m.! A wordless book.
- Williams, Vera. **THREE DAYS ON A RIVER IN A RED CANOE.** Greenwillow, 1981.
Mother, Aunt Rosie, and two children make a 3-day journey down the river by canoe.
- Wilson, Sarah. **THE DAY THAT HENRY CLEANED HIS ROOM.** Simon & Schuster, 1990.
A hilarious look at a familiar childhood chore via young Henry's disastrous bedroom.
- Wynne-Jones, Tim. **THE HOUR OF THE FROG.** Little, 1989.
After hearing the noises of a frog getting a snack in her kitchen one night, a little girl decides to confront him.

PICTURE BOOKS: TIMES OF THE YEAR

Carlstrom, Nancy White. HOW DO YOU SAY IT TODAY, JESSE BEAR? Macmillan, 1992.
Rhymed text describes Jesse Bear's activities from January to December.

DePaola, Tomie. FOUR STORIES FOR FOUR SEASONS. Prentice-Hall, 1977.
A cat, dog, pig, and frog share the delights of each season.

Fowler, Susie Gregg. WHEN SUMMER ENDS. Greenwillow, 1989.
Missing summer isn't too bad when you remember the exciting things the other seasons bring.

Gerstein, Mordicai. THE STORY OF MAY. Harper, 1993.
While on her way to meet her father, the month of May meets all her relatives, the other months of the year.

Gibbons, Gail. THE SEASONS OF ARNOLD'S APPLE TREE. HBJ, 1984.
Arnold enjoys his apple tree for different reasons each season of the year.

Henley, Claire. SUNNY DAY. Hyperion, 1993.
A simple text presents the fun of a hot summer's day at the beach. Also, STORMY DAY.

Lionni, Leo. MOUSE DAYS: A BOOK OF SEASONS. Pantheon, 1981.
A group of mice enjoy the weather and activities characteristic of each month of the year.

Littlewood, Valerie. THE SEASON CLOCK. Viking, 1987.
Father Time's apprentice, Sam, can't resist tampering with the Season Clock and lets all the Seasons loose at once.

Lobel, Arnold. FROG AND TOAD ALL YEAR. Harper, 1976.
Beginning readers will enjoy friends Frog and Toad as they share experiences during each season of the year. CBN 417

Maestro, Betsy. THROUGH THE YEAR WITH HARRIET. Crown, 1985.
Follow Harriet the elephant through each month of the year, marking special and familiar activities for each season.

Pearson, Susan. MY FAVORITE TIME OF YEAR. Harper, 1988.
Experience changing seasons and holidays with Kelly and her family.

Rockwell, Anne. BEAR CHILD'S BOOK OF SPECIAL DAYS. Dutton, 1989.
With the help of a calendar, Bear Child explains the special days in each month of the year.

Weiss, Nicki. ON A HOT, HOT DAY. Putnam, 1992.
A loving mother and son enjoy activities together during each season of the year.

Wolff, Ashley. A YEAR OF BEASTS. Dutton, 1986.

Ellie and Peter see different animals around their country house each month of the year. Also, A YEAR OF BIRDS.

Yen, Clara. WHY RAT COMES FIRST: A STORY OF THE CHINESE ZODIAC. Children's Book Press, 1991.

Explains why Rat comes first in the Chinese calendar cycle of twelve years.

PICTURE BOOKS: MUSIC TIME

Birchman, David. BROTHER BILLY BRONTO'S BYGONE BLUES BAND. Lothrop, 1992.

Brother Billy's cool dinosaur band is traveling on the Red Ball Comet when the train meets with mishap in the bayou.

Hurd, Thatcher. MAMA DON'T ALLOW: STARRING MILES AND THE SWAMP BAND.

Harper, 1984 .

Miles and the Swamp Band have a wonderful time playing at the Alligator Ball, until they realize the menu includes Swamp Band Soup.

Jorgensen, Gail. CROCODILE BEAT. Bradbury, 1989.

King Lion leads the animals in a playful jungle romp and saves them from a hungry crocodile's attack.

Kherdian, David. THE CAT'S MIDSUMMER JAMBOREE. Philomel, 1990.

A roaming mandolin - playing cat encounters a number of other musical animals on his travels, and the result is a jamboree in a tree.

Komaiko, Leah. I LIKE THE MUSIC. Harper, 1987.

A little girl who loves street music and its snazzy beat learns to love the symphony as well when her grandmother takes her to an outdoor concert.

Kraus, Robert. MUSICAL MAX. Simon & Schuster, 1990.

Max's neighbors are delighted when he decides to stop practicing his music, until the peace and quiet starts driving them crazy.

Martin, Bill, Jr. CHICKA CHICKA BOOM BOOM. Simon & Schuster, 1989.

A rhyming alphabet chant that tells what happens when the letters of the alphabet try to climb a coconut tree. BR 7943

Schroeder, Alan. RAGTIME TUMPIE. Little, 1989.

An incident from the childhood of Josephine Baker set in St. Louis in the 1900's.
BR 8922

Thomas, Ianthe. WILLIE BLOWS A MEAN HORN. Harper, 1981.

A young boy adores his jazzy musician father and dreams of becoming a performer himself.

Walter, Mildred Pitts. TY'S ONE MAN BAND. Four Winds, 1980.

On a hot, summer day Ty meets a peg-legged man named Andro who uses a washboard, comb, spoons, and a pail to make his music. RC 22727

PICTURE BOOKS: PAST, PRESENT, FUTURE

Ackerman, Karen. SONG AND DANCE MAN. Knopf, 1988.

Grandpa reminisces with his visiting grandchildren about the good old days when he was a vaudeville entertainer. BR 7544

Burningham, John. TIME TO GET OUT OF THE BATH, SHIRLEY. Crowell, 1978.

While sitting in the bathtub, Shirley fantasizes a trip down the bathtub drain to a medieval world of knights and royalty.

Cohen, Barbara. GOOSEBERRIES TO ORANGES. Lothrop, 1982.

Fanny shares her memories about the journey she made as a little girl from her village in Russia to the United States.

Cooney, Barbara. MISS RUMPHIUS. Viking, 1982.

As part of her heritage, Great-aunt Alice Rumphius resolved as a child to do something to make the world more beautiful.

Dragonwagon, Crescent. HOME PLACE. Macmillan, 1990.

While out hiking, a family comes upon the site of an old house and finds clues about the people who lived there a long time ago.

Fleischman, Paul. TIME TRAIN. Harper, 1991.

Miss Pym and her class take a train trip back into prehistoric times. For dinosaur lovers!

Hopkinson, Deborah. SWEET CLARA AND THE FREEDOM QUILT. Knopf, 1993.

A resourceful young slave stitches a quilt whose pattern shows a map of the land and the path to freedom.

Houghton, Eric. THE BACKWARDS WATCH. Orchard, 1991.

When Sally winds Granddad's watch backwards and turns him back into a little boy, she discovers firsthand how messy he was as a child.

Howard, Elizabeth Fitzgerald. AUNT FLOSSIE'S HATS (AND CRAB CAKES LATER). Clarion, 1991.

Explores the special relationship between two young girls and their aunt whose hats inspire stories about times past and spark special memories.

Kroll, Virginia. MASAI AND I. Four Winds, 1992.

A little girl living in the city learns about East Africa and the Masai in school and imagines what her life might be like if she were Masai.

Lyon, George Ella. WHO CAME DOWN THE ROAD? Orchard, 1992.

As a mother and child think about the past, they wonder who might have traveled down an old, old road, from pioneer settlers back to prehistoric animals.

Martin, Bill. KNOTS ON A COUNTING ROPE. Holt, 1987.

Grandfather tells Boy-Strength-of-Blue-Horses once again the story of his birth and his first horse and adds another knot to the counting rope. RC 27709

McDonald, Megan. THE POTATO MAN. Orchard, 1991.

Grandpa goes back into America's past with his stories about the fruit and vegetable man in his childhood neighborhood.

Medearis, Angela Shelf. DANCING WITH THE INDIANS. Holiday, 1991.

Inspired by the true experiences of the author's ancestors, the story describes a black family's outing to an Indian pow-wow in the 1930's.

Nolan, Dennis. DINOSAUR DREAM. MacMillan, 1990.

Wilbur and a baby Apatosaurus travel backward through time to the Age of Dinosaurs.

Sadler, Marilyn. ALISTAIR'S TIME MACHINE. Prentice-Hall, 1986.

Alistair builds a time machine for a science competition, and it whisks him back through history.

Weller, Frances Ward. MATTHEW WHEELOCK'S WALL. Macmillan, 1992.

The stone wall around Matthew Wheelock's New England fields becomes a symbol for generations of his family.

Wildsmith, Brian. PROFESSOR NOAH'S SPACESHIP. Oxford University Press, 1980.

Professor Noah and his animal friends try to escape the pollution problems on Earth by traveling to another planet, but instead they travel backwards through time and return to the Earth of long ago.

Winter, Jeanette. FOLLOW THE DRINKING GOURD. Knopf, 1981.

Recounts the story of a one-legged sailor named Peg Leg Joe who helped runaway slaves travel along the Underground Railroad to freedom by teaching them a special song. RC 30746

Yolen, Jane. ALL THOSE SECRETS OF THE WORLD. Little, 1991.

When their father sails away to war, Janie and her 5-year-old brother explore their own world of the 1940's. A special childhood recollection.

COMMANDER TOAD IN SPACE. Coward, McCann, 1980.

The crew of the space ship "Star V'arts" lands on a planet inhabited by a horrible hungry monster in this sci-fi for beginner readers. RC 32121

Zolotow, Charlotte. THIS QUIET LADY. Greenwillow, 1992.

By looking at old pictures, a child finds out about her mother's early life and the wonders of birth and growth.

FICTION: TIME

Base, Graeme. *THE ELEVENTH HOUR: A CURIOUS MYSTERY*. Abrams, 1989.

This picture-book-for-older-readers contains a puzzle mystery in verse for the reader to solve. Who has eaten the entire birthday feast? Gr. 4-6.

Blos, Joan. *A GATHERING OF DAYS: A NEW ENGLAND GIRL'S JOURNAL, 1830-32:*

A NOVEL. Scribner, 1979.

This 1980 Newbery Medal winner is the journal of a 14-year-old girl who records daily events in her life on a family farm in a small New Hampshire town. Gr. 6+.

BR 4546, RC 16844

Brink, Carol Ryrie. *THE BAD TIMES OF IRMA BAUMLEIN*. Macmillan, 1972.

Bad times begin for Irma in her new school when she claims to own the biggest doll in the world. Gr. 4-6. RC 6586

Byars, Betsy. *THE NIGHT SWIMMERS*. Delacorte, 1980.

With their mother dead and their father working nights, Retta tries to be mother to her two younger brothers. Gr. 5+. RC 19909

Conford, Ellen. *SEVEN DAYS TO A BRAND-NEW ME*. Little, 1981.

In this girl-meets-boy story, shy Maddy follows the advice in a self help book to win the attentions of the handsome new boy in school. Gr. 6+. RC 19853

Curry, Jane Louise. *PARSLEY SAGE, ROSEMARY & TIME*. Atheneum, 1975.

The herb which ten-year-old Rosemary discovers growing around an old stone in her aunt's garden turns out to have astonishing power over time. Gr. 4-6.

Dorris, Michael. *MORNING GIRL*. Hyperion, 1992.

Set in 1492 in the Bahamas, this is the story of a Taino Indian girl who loves the day and her younger brother, Star Boy, who loves the night. Gr. 3-6.

Erickson, Russell. *A TOAD FOR TUESDAY*. Lothrop, 1974.

Warton the toad is captured by an owl who plans to eat him on Tuesday, the owl's birthday. Gr. 2-4. RC 12637, BR 3188

Fleischman, Sid. *THE MIDNIGHT HORSE*. Greenwillow, 1990.

Young Touch has an adventure with thieves, ghosts, and trouble as he seeks out his inheritance. Gr. 4-6.

Hamilton, Carol. *THE DAWN SEEKERS*. Whitman, 1986.

Curious to discover what the day is about, an orphaned nocturnal kangaroo rat embarks on an adventure with a bossy jerboa. Gr. 3-5.

Howe, James. *THE CELERY STALKS AT MIDNIGHT*. Atheneum, 1983.

Chester the cat is convinced that the rabbit Bunnicula is a vampire when there is a harvest of white vegetables. Gr. 3-6. BR 5874, RC 21195

Hutchins, Hazel. ANASTASIA MORNINGSTAR. Viking, 1990.

When Sarah and Ben meet the mysterious and intriguing Anastasia, they decide that her uncanny magical powers would be perfect for their science project. Gr 2-4.

Jones, Diana Wynne. WITCH WEEK. Greenwillow, 1982.

When a teacher at an English boarding school finds a note accusing someone in the class of being a witch, magical things begin to happen. Gr. 5-9.

Keefauver, John. THE THREE-DAY TRAFFIC JAM. Simon & Schuster, 1992.

When 11-year-old Henry takes his father's new car out for a drive, he causes a huge traffic jam even by 21st century southern California standards. Gr. 4-6.

Kinsey-Warnock, Natalie. THE NIGHT THE BELLS RANG. Cobblehill, 1991.

The last year of World War I is an eventful one for Mason, a Vermont farm boy. Gr. 4+.

Leroe, Ellen. LEAP FROG FRIDAY. Dutton, 1992.

One Friday, 9-year-old Oliver uses his new magic rocks and accidentally changes his brother into a frog. Gr. 2-4.

Lisle, Janet. AFTERNOON OF THE ELVES. Watts, 1989.

In this Newbery Honor book, an isolated girl shares her unique magic world with the girl next door. Gr. 4-6. RC 31277

Lord, Bette Bao. IN THE YEAR OF THE BOAR AND JACKIE ROBINSON. Harper, 1984.

In 1947 a Chinese child comes to Brooklyn and discovers baseball and the Brooklyn Dodgers. Gr. 3-7. RC 23538, BR 7295

McKissack, Patricia. DARK-THIRTY: SOUTHERN TALES OF THE SUPERNATURAL. Knopf, 1992.

This Newbery Honor book contains an outstanding collection of ghost stories with African-American themes. Gr 4+.

Manes, Stephen. BE A PERFECT PERSON IN JUST THREE DAYS. Clarion, 1982.

Milo, tired of problems with his family and classmates, finds a book by Dr. Silverfish which promises to make him perfect in just three days. Gr. 3-6. CBN 526

O'Connor, Jim and Jane. SLIME TIME. Random, 1990.

Danny and Jed's shot to win the ultimate skateboard on a kid's game show almost fails when Jed's feelings get hurt and the two friends stop talking. Gr. 2-4.

Pevsner, Stella. THE NIGHT THE WHOLE CLASS SLEPT OVER. Clarion, 1991.

Eleven-year-old Dan, tired of losing friends each time his parents decide to move, finds a solution on the night of the annual class read-in and sleepover at the library. Gr. 4-7.

Pyle, Howard. THE WONDER CLOCK: OR, FOUR AND TWENTY MARVELOUS TALES. Harper, 1915.

Tales for each hour in the day, told by figures on a clock. Gr. 4-6.

Richemont, Enid. *THE TIME TREE*. Little, 1990.

The summer before junior high brings changes in the friendship of Rachel and Joanna, as past and present worlds seem to merge and a mysterious, old-fashioned girl appears and disappears at their secret place. Gr. 3-7.

Rodgers, Mary. *FREAKY FRIDAY*. Harper, 1972.

Annabel and her mother switch bodies in this popular book. Gr. 4-7. RC 6279

Rodowsky, Colby. *DOG DAYS*. Farrar, 1990.

Rosie Riggs expects this to be her worst summer ever—until the author Dawn O'Day and her dog Sandy move in next door. Gr. 2-6.

Schlein, Miriam. *THE YEAR OF THE PANDA*. Crowell, 1990.

Lu Yi's family farm in the Chinese countryside is threatened by the government, but Lu Yi gets a chance to save the farm when he finds an orphaned panda baby. Gr. 3-7.

Selden, George. *THE CRICKET IN TIMES SQUARE*. Farrar, 1960.

A cricket, Chester, travels from rural Connecticut to the Times Square subway station and is introduced to New York City life by three new friends. Gr. 3-6. RC 16458, BR 5850

Smith, Doris Buchanan. *THE FIRST HARD TIMES*. Viking, 1983.

Lloyd befriends a 12-year-old girl who has difficulty accepting her new stepfather because of her hopes that her MIA father will return. Gr. 4-6.

Stolz, Mary. *THE CUCKOO CLOCK*. Godine, 1986.

An old clock maker makes one last glorious cuckoo clock. Gr. 4-6.

Wright, Betty Ren. *THE SCARIEST NIGHT*. Holiday, 1991.

When Erin's parents adopt musical prodigy Cowper and move the family to Milwaukee for the summer, Erin turns to senior citizen and medium Molly Panca for help. Gr. 3-6.

FICTION: CELEBRATE THE SUMMER SEASON

Bunting, Eve. *SUMMER WHEELS*. Harcourt, 1992.

The bicycle man befriends the neighborhood boys and girls by repairing and lending out bicycles from his garage. Gr. 2-4.

Byars, Betsy. *SUMMER OF THE SWANS*. Viking, 1970.

Sara is jolted out of her self-pitying absorption by the disappearance of her 10-year-old retarded brother. Gr. 4-8. RC 23118

Cameron, Ann. *JULIAN'S GLORIOUS SUMMER*. Random, 1987.

Julian's summer seems ruined because of his fear of bicycles. A "Stepping-Stone" chapter book. Gr. 2-4. RC 27536

Girion, Barbara. INDIAN SUMMER. Scholastic, 1990.

While visiting an Indian reservation one summer, 12-year-old Joni has trouble fitting in, because her new friends seem to hold her responsible for the prejudice they experience off the reservation. Gr. 5-8.

Herman, Charlotte. A SUMMER ON THIRTEENTH STREET. Dutton, 1991.

The outbreak of World War II affects Shirley Frances Cohen and her parents, friends, and others in their Chicago neighborhood. Gr. 4-6.

Hunter, Mollie. THE MERMAID SUMMER. Harper, 1988.

With the help of her brother, Jon, 12-year-old Anna daringly seeks to discover the secret means to undo a mermaid's curse upon their grandfather. Gr. 5-8. BR 7775

Hurwitz, Johanna. THE HOT & COLD SUMMER. Morrow, 1984.

Best friends Rory and Dere's relationship is threatened by attention-seeking Bolivia, the new girl on the block. Gr. 3-5.

Jones, Janice Bare. SECRETS OF A SUMMER SPY. Bradbury, 1990.

Ronnie, 13, part of a trio of friends that seems to be falling apart, finds solace in the company of an eccentric cat lady, an 83-year-old retired concert pianist. Gr. 5+.

Kerby, Mona. 38 WEEKS TILL SUMMER VACATION. Viking, 1989.

Skinny Nora Jean Sampson and her school friends are kept busy with a snake in the girls' bathroom, a scary Halloween fun house, and a pizza party in the library. Gr. 4-7.

Krensky, Stephen. THE WILDER SUMMER. Atheneum, 1983.

Charlie Wilder is unenthusiastic about summer camp until he sets eyes on Lydia Travers, but getting to know Lydia turns out to be far more complicated than he had ever anticipated. Gr. 4-6.

Prochazkova, Iva. THE SEASON OF SECRET WISHES. Lothrop, 1989.

Kapka, 11, describes the events and people of a springtime when her family has just moved to a new neighborhood in Prague. Gr. 4-6. RC 34067

Rodgers, Mary. SUMMER SWITCH. Harper, 1982.

A boy and his father literally find themselves in each other's shoes. Gr. 4-7. RC 19150

Rogers, Jean. RAYMOND'S BEST SUMMER. Greenwillow, 1990.

Raymond's boring summer becomes exciting as he learns how to swim and helps the police catch a gang of thieves burglarizing the neighborhood. Gr. 3-5.

Sachs, Marilyn. A SUMMER'S LEASE. Dutton, 1979.

Gloria's jealousy, conceit and arrogance abate after her English teacher invites her and her rival to help take care of a group of young children. Gr. 5+.

Slepian, Jan. THE ALFRED SUMMER. Macmillan, 1980.

A group of physically challenged children and a tomboy friend find friendship and fun building a boat. Gr. 5+. RC 21341

Van Leeuwen, Jean. THE GREAT SUMMER CAMP CATASTROPHE. Dial, 1992.

Another light-hearted entry in the series about Marvin the Magnificent. Three mice are distraught when they are accidentally shipped to a 10-year-old boy at a Vermont summer camp. Gr. 3-5.

Woodruff, Elvira. THE SUMMER I SHRANK MY GRANDMOTHER. Holiday, 1990.

When aspiring scientist Nelly Brown uses a magic chemistry set to make her 70-year old grandmother young again, she is unable to stop the alteration. Gr. 3-6.

FICTION: MUSIC TIME

Angell, Judie. THE BUFFALO NICKEL BLUES BAND. Bradbury, 1982.

Eddy Levy, 12, relates the very short story of his "blues" band. Gr. 4-6.

Conrad, Pam. PRAIRIE SONGS. Harper, 1985.

An adolescent girl witnesses the deterioration of the frail, young wife of a doctor who is unable to adapt to the harshness of prairie life. Gr. 5+. RC 24488

Corbett, W. J. THE SONG OF PENTECOST. Dutton, 1983.

A family of mice is being driven from their home by the city's expansion and must seek help from Snake. Gr. 5+. RC 20467

Foley, Patricia. JOHN & THE FIDDLER. Harper, 1990.

John befriends an old violin-maker who teaches him the beauty of friendship and music. Gr. 3-5.

Fox, Paula. THE SLAVE DANCER. Bradbury, 1973.

Jessie, 13, kidnapped and taken aboard a slave ship, is made to play his fife for the slaves during exercise time. Gr. 5+. RC 8551, BR 2653

Greene, Constance. BEAT THE TURTLE DRUM. Viking, 1976.

Joss saves money for her 11th birthday so that she can rent a horse for a week and have fun with her older sister. Gr. 5+. RC 10889

Greenfield, Eloise. KOYA DELANEY AND THE GOOD GIRL BLUES. Scholastic, 1992.

Koya Delaney, 11, has trouble expressing anger until her cousin, a popular male singer, comes to town. Gr. 4-6.

Howard, Ellen. HER OWN SONG. Atheneum, 1988.

When her adoptive father is hospitalized after an accident, Mellie is befriended by Geem-Wah, owner of a Chinese laundry, who holds the key to the events surrounding Mellie's birth eleven years before. Gr. 4-7. RC 30582

Jones, Rebecca C. GERMY BLEW THE BUGLE. Arcade, 1990.

Jeremy Bluett, A. K. A. "Germy Blew It," has a money-making scheme in mind, to launch his school's first newspaper. Gr. 4-6.

- Kassem, Lou. MIDDLE SCHOOL BLUES. Houghton, 1986.
Cindy, 12, begins seventh grade and discovers that her new friends and experiences are thoroughly enjoyable. Gr. 6+.
- Kherdian, David. A SONG FOR UNCLE HARRY. Philomel, 1989.
A young boy relates his special friendship with his Armenian uncle. Gr. 3-5. RC 31543
- Kidd, Ronald. SECOND FIDDLE: A SIZZLE & SPLAT MYSTERY. Lodestar, 1988.
Two members of a youth orchestra try to find the practical joker whose string of pranks includes destroying a very valuable violin. Gr 4-6.
- McCaffrey, Anne. DRAGONSONG. Atheneum, 1976.
Forbidden to make the music she loves, Menolly runs away from Half-Circle Sea Hold on the Planet Pern and finds a new life. Gr. 6+. RC 14311
- O'Dell, Scott. SING DOWN THE MOON. Houghton, 1970.
A Navaho girl sees the rich harvest of her tribe destroyed by Spanish slaves. Gr. 5+. RC 25275
- Paterson, Katherine. COME SING, JIMMY JO. Lodestar, 1985.
James, 11, has to deal with a lot of changes when he becomes the lead singer of his family's successful country music group. Gr. 5+. RC 23271
- Pevsner, Stella. KEEP STOMPIN' TILL THE MUSIC STOPS. Clarion, 1977.
When his great-grandpa takes charge of his life, Richard, 12, follows suit and gains some confidence, despite his problems with dyslexia. Gr. 4+. RC 24735
- Voigt, Cynthia. DICEY'S SONG. Atheneum, 1982.
Sequel to HOMECOMING and winner of the 1983 Newbery Medal. Dicey and her siblings must adjust to Gram when their mother is no longer able to cope. Gr. 6+. RC 21617, BR 5473
- Walter, Mildred Pitts. MARIAH LOVES ROCK. Bradbury, 1988.
Fifth-grader Mariah, who idolizes a famous rock star, experiences many misgivings about the arrival of a half-sister who is coming to live with them. Gr. 3-6.
- White, E. B. THE TRUMPET OF THE SWAN. Harper, 1970.
The story of Louis, a trumpeter swan who was born mute. Gr. 3-6. RC 23892
- Wolff, Virginia. THE MOZART SEASON. Holt, 1991.
Allegra, 12, spends her summer practicing a Mozart concerto for a violin competition and finding many significant connections in her world. Gr. 6+. RC 34136, BR 9112

FICTION: PAST, PRESENT, FUTURE

- Alexander, Lloyd. TIME CAT: THE REMARKABLE JOURNEYS OF JASON & GARETH. Peter Smith, 1963.
Jason has a time-travelin' cat. Gr. 4-6. RC 36142

- Anderson, Margaret Jean. IN THE CIRCLE OF TIME. Knopf, 1979.
Robert & Jennifer find themselves traveling through time after discovering a magic circle of stones. Gr. 5-8.
- Asimov, Janet. NORBY AND YOBO'S GREAT ADVENTURE. Walker, 1989.
Robot Norby helps Admiral Yobo trace his family roots back on Mars. Part of the Norby Series. Gr. 5-8.
- Bellairs, John. THE TROLLEY TO YESTERDAY. Bantam, 1989.
An old trolley takes the Professor, Johnnie and his friend to Constantinople in 1453. Gr. 4-8.
- Cameron, Eleanor. TIME AND MR. BASS: A MUSHROOM PLANET BOOK. Little, 1967.
Two boys and their friend Mr. Bass share an adventure involving an ancient scroll, theft and travel by thought. Gr. 4-8.
- Conrad, Pam. STONEWORDS: A GHOST STORY. Harper, 1990.
Zoe discovers that her house is occupied by the ghost of an 11-year-old girl, who carries her back to the day of her death in 1870 to try to alter the tragic event. Gr. 5+.
- Dexter, Catherine. MAZEMAKER. Morrow, 1989.
A maze leads a girl back into the past. Gr. 5-7. RC 33535
- Garland, Sherry. THE LOTUS SEED. HBJ, 1993.
A young Vietnamese girl saves a lotus seed and carries it with her everywhere to remember a brave emperor and the homeland that she has to flee. An emotional tale which reflects the continuity of family and cultural heritage. Gr. 1-4.
- Gauch, Patricia Lee. THIS TIME, TEMPE WICK? Shoe Tree Press, 1974.
Set in 1780's, funny tale of how brave Tempe Wick defends her horse from Revolutionary soldiers. RC 9497
- Greer, Gery. MAX AND ME & THE TIME MACHINE. Harcourt, 1983.
Steve & Max go back to England during the Middle Ages. Gr. 5-8. RC 21794, BR 5796
- Hildick, E. W. THE CASE OF THE DRAGON IN DISTRESS: A MCGURK FANTASY. Macmillan, 1991.
The McGurk organization members are transported back to the twelfth century where they encounter an evil princess. Also: THE CASE OF THE WEeping WITCH. Gr. 3-6.
- Houghton, Eric. STEPS OUT OF TIME. Lothrop, 1980.
A boy meets new friends in the future. Gr. 5-7.
- Jones, Diana Wynne. THE LIVES OF CHRISTOPHER CHANT. Greenwillow, 1988.
A boy leaves his body and travels from London to other worlds. Gr. 5-9. RC 32202
- A TALE OF TIME CITY. Greenwillow, 1987.
Kidnapped by a young boy, Vivian is taken to a city outside time. Gr. 6-8.

Lasky, Kathryn. THE NIGHT JOURNEY. Warne, 1981.

Rachel is spellbound as her great-grandmother reminisces about her childhood and relates the story of her escape from Czarist Russia. Gr. 5-9. CBN 478

L'Engle, Madeleine. A WRINKLE IN TIME. Farrar, 1962.

Meg and Charles accompany three extraterrestrials to an evil world in outer space in an attempt to find their missing father. Gr. 5-8. RC 9768, BR 1546

Levy, Elizabeth. RUNNING OUT OF MAGIC WITH HOUDINI. Knopf, 1981.

Three youngsters travel back in time to the days of Houdini. Gr. 3-5.

Lindbergh, Anne. THE HUNKY-DORY DAIRY. Harcourt, 1986.

Zannah introduces "modern things" to a community far removed from the present. Gr. 5-7. RC 28927

McGowen, Tom. THE MAGICIAN'S APPRENTICE. Dutton, 1986.

Future fare set in a devastated earth. Gr. 5-8. BR 8046, RC 31655

Mazer, Norma Fox. SATURDAY, THE TWELFTH OF OCTOBER. Delacorte, 1975.

After spending a year with the cave people, a transformed young Zan is transported back to the present. Gr. 6+. RC 10556

Myers, Walter Dean. FAST SAM, COOL CLYDE & STUFF. Viking, 1975.

Stuff, 18, looks back to when he was 13 and hung out in the ghetto with his friends. RC 8483

Ormondroyd, Edward. TIME AT THE TOP. Bantam, 1963.

Susan rides an elevator to a mysterious floor and finds herself in the year 1881. Sequel: ALL IN GOOD TIME. Gr. 5-7. RC 15197

Pausacker, Jenny. FAST FORWARD. Lothrop, 1991.

With his grandmother's Anti-Boredom Machine, 12-year-old Kiernan can speed up time or travel back into the past, but not without causing problems. Gr. 4-7.

Peck, Richard. BLOSSOM CULP & THE SLEEP OF DEATH. 1986.

Blossom uses her second sight to help an Egyptian princess and a suffragette teacher. Gr. 6-8. RC 27203

Peel, John. UPTIME, DOWNTIME. Simon & Schuster, 1992.

When Karyn and her younger brother discover that they can travel through time, they have strange adventures and wonder if they can use their gift to find a better time and place to live. Gr. 5-7.

Pinkwater, Daniel. ALAN MENDELSON, THE BOY FROM MARS. Dutton, 1979.

A bunch of misfits at the Bat Masterson Junior High experiment with thought control and time warps. Gr. 5-7. RC 16628, BR 4785

Reid Banks, Lynn. THE SECRET OF THE INDIAN. Doubleday, 1989.

Omni and his cousin discover that the cupboard works two-way magic. Sequel to THE INDIAN IN THE CUPBOARD RC 18512, BR 5238 and THE RETURN OF THE INDIAN. Gr. 4-6. RC 27800, BR 7028

Rodda, Emily. THE BEST-KEPT SECRET. Holt, 1990.

Troubled by her parents' plan to sell the only home she has ever known, Jo's adventures begin when she climbs aboard a carousel and is tossed seven years into the future. Gr. 3-5.

Scieszka, Jon. YOUR MOTHER WAS A NEANDERTHAL. Viking, 1993.

The Time Warp Trio go back in time for their latest adventure in the Stone Age. See also: THE GOOD, THE BAD & THE GOOFY, KNIGHTS OF THE KITCHEN TABLE, THE NOT-SO-JOLLY ROGER. Gr. 3-5.

Sleator, William. THE GREEN FUTURES OF TYCHO. Dutton, 1981.

Eleven-year-old Tycho, while digging a vegetable garden, uncovers an egg-shaped object, which he quickly learns to use to travel back and forth in time. Gr. 5+.

Thomas, Jane Resh. THE PRINCESS IN THE PIGPEN. Clarion, 1989.

Princess Elizabeth, 9, is transported from a castle in 17th century England to a 20th century Iowa pigpen. How will she get home? Gr. 4-6.

Vande Velde, Vivian. A WELL-TIMED ENCHANTMENT. Crown, 1990.

When Deanna fails to complete her wish at the wishing well and accidentally drops her watch in the well, she must travel back in time to retrieve it before all of history is altered. Gr. 4-8.

Woodruff, Elvira. THE DISAPPEARING BIKE SHOP. Holiday, 1992.

Freckle and Tyler meet an unusual bicycle salesman and inventor who turns out to be Leonardo da Vinci.

TIMELESS YOUNG ADULT FICTION

Bethancourt, T. Ernesto. THE DOG DAYS OF ARTHUR CANE. Holiday, 1976.

A teenage boy is transformed into a dog. RC 25923

Bradford, Richard. RED SKY AT MORNING. Lippincott, 1968.

Josh and his mother relocate from genteel southern life to an alien existence in New Mexico to wait out the end of World War II.

Duncan, Lois. LOCKED IN TIME. MACMILLAN, 1988.

Why does Nore's uncanny sense of time seem to upset her beautiful but eerie stepmother? RC 24713

Hunt, Irene. ACROSS FIVE APRILS. Follett, 1964.

Jethro's brothers go off to fight the Civil War on opposing sides. RC 26336

Kerr, M.E. NIGHT KITES. Harper, 1986.

Jim learns his beloved brother has AIDS. RC 25311

Klein, Noma. NO MORE SATURDAY NIGHTS. Knopf, 1988.

The summer before college, Tim Weber becomes a father and wins the custody battle for his son. RC 32669

Maguire, Gregory. I FEEL LIKE THE MORNING STAR. Harper, 1989.

As an underground colony becomes more like a prison, three teens plan their escape. RC 33955

Mahy, Margaret, MEMORY. Macmillan, 1987.

Unable to remember the truth of his sister's death, Jonny loses himself in the problems of an old woman who suffers from memory loss. RC 29473

Matsubara, Hisako. CRANES AT DUSK. Doubleday, 1985.

Saya tries to adjust to post-war Japan while her mother remains trapped by tradition and in conflict with her progressive father.

Mazer, Norma Fox and Harry. BRIGHT DAYS, STUPID NIGHTS. Bantam, 1992.

Eight teens get a summer internship at a newspaper and discover that competition can lead to romance and conflict.

Paulsen, Gary. THE WINTER ROOM. Orchard, 1989.

Stories of the past help a farm family survive the Minnesota winters. RC 31556, BR 8380

Peck, Richard. REMEMBERING THE GOOD TIMES. Dell, 1986.

Kate, Buck, and Trav develop a special friendship but even their closeness cannot prevent a tragedy. RC 24699, BR 6616

Pfeiffer, Susan. THE YEAR WITHOUT MICHAEL. Bantam, 1987.

The disappearance of a high school student brings home the horror of the missing child crisis. RC 29686

Reiss, Kathryn. TIME WINDOWS. Harcourt, 1991.

A mysterious dollhouse allows Miranda to see into the past.

Rinaldi, Ann. TIME ENOUGH FOR DRUMS. Holiday, 1986.

Jem and her servant try to keep their home intact when Jem's brothers go off to fight in the Revolutionary War.

YOUNG ADULT SUMMER TIMES

Brown, Kay. WILLY'S SUMMER DREAM. Harcourt, 1989.

Kathleen becomes a true friend to a learning disabled teen named Willy.

- Duncan, Lois. SUMMER OF FEAR. Dell, 1976.
Rachel's summer plans change when her mysterious cousin Julia comes to live with her family. RC 10860
- Greene, Bette. SUMMER OF MY GERMAN SOLDIER. Dial, 1973.
A twelve year old girl shelters an escaped German Nazi soldier. RC 7245
- Guy, Rosa. THE MUSIC OF SUMMER. Delacorte, 1992.
Jean Pierre romances Sarah, a gifted pianist, and then asks her to return to Africa with him.
- Lipsyte, Robert. THE SUMMERBOY. Harper, 1982.
A summer job at the Lanape Laundry leads Bobby Marks into a struggle for safer working conditions. RC 21792
- Lowry, Lois. A SUMMER TO DIE. Houghton, 1977.
Just as two sisters learn to like each other, one of the girls becomes critically ill. BR 3803, CBN 540
- Oneal, Zibby. IN SUMMER LIGHT. Viking, 1985.
Katie does not want to spend the summer in the shadow of her father, a famous artist. RC 23578
- Peck, Richard. THOSE SUMMER GIRLS I NEVER MET. Delacorte, 1988.
Drew and Steph reluctantly take a cruise with their grandmother.
- Reading, J.P. THE SUMMER OF SASSY JO. Houghton, 1989.
After eight years of abandonment, Sara Jo is returned to her mother.
- Turner, Ann. GRASSHOPPER SUMMER. Macmillan, 1989.
A plague of grasshoppers nearly destroys the new life of a southern family after the Civil War. RC 33086

TEENS READ TO THE BEAT

- Brooks, Bruce. MIDNIGHT HOUR ENCORES. Harper, 1986.
A musical prodigy travels to meet her mother, who abandoned her as a baby. RC 26345
- Cooney, Caroline. DON'T BLAME THE MUSIC. Berkley, 1987.
Susan's excitement about her senior year is altered when her older sister, a failed rock musician, returns home. RC 27791
- Davis, Terry. IF ROCK AND ROLL WERE A MACHINE. Delacorte, 1992.
A junior in high school is still recovering from the humiliations suffered in fifth grade.

- Gingher, Marianne. **BOBBY REX'S GREATEST HITS**. Atheneum, 1986.
A hit song recalls the passionate romance of Pally and Bobby, but it never happened.
- James, J. Alison. **SING FOR THE GENTLE RAIN**. Macmillan, 1990.
A boy's dream leads him to an Anasazi cliff village, 700 years ago, to help a young Indian girl.
- Koertge, Ron. **THE HARMONY ARMS**. Little, 1992.
Gabriel's eccentric father fits right in with the characters living in their Los Angeles apartment complex.
- Marino, Jan. **THE DAY THAT ELVIS CAME TO TOWN**. Little, 1990.
Does a glamorous new boarder really know Elvis, Wanda's idol?
- Moore, Yvette. **FREEDOM SONGS**. Orchard, 1991.
To raise money for the civil rights movement, Sheryl organizes a gospel concert in Brooklyn.
- Paulsen, Gary. **DOGSONG**. Bradbury, 1985.
A 1400-mile journey by dog sled across ice, tundra and mountains helps an Eskimo teen to find himself. RC 24450, BR 6535
- Rostkowski, Margaret. **AFTER THE DANCING DAYS**. Harper, 1986.
Determined to help returning World War I veterans, Annie befriends a hideously disfigured young man. RC 28752

THE PAST AND FUTURE TIMES OF TEENS

- Baird, Thomas. **SMART RATS**. Harper, 1990.
In a terrifying near future, teenagers, from families with two or more children, are sent away to a mysterious "disinhabited" area.
- Bond, Nancy. **ANOTHER SHORE**. Macmillan, 1988.
While working at a historic village in Nova Scotia, Lyn is thrown back to the year 1744 and assumes the dangerous life of Elisabeth Bernard.
- Brooks, Bruce. **NO KIDDING**. Harper, 1989.
Sixty years from now most of the adults are alcoholics and the children are being trained to take charge. RC 31697
- Chetwin, Grace. **COLLIDESCOPE**. Bradbury, 1990.
When a highly advanced alien crashes his spaceship on earth, he becomes mixed up in the lives of two teenagers living in Manhattan during the past and present.
- Choi, Sook Nyul. **YEAR OF IMPOSSIBLE GOODBYES**. Houghton, 1991.
A young Korean girl survives the oppressive Japanese and Russian occupation of North Korea during the 1940's.

- Collier, James Lincoln and Christopher. JUMP SHIP TO FREEDOM. Delacorte, 1981.
Daniel escapes from his master and hopes to buy freedom for his mother and himself.
- Hoover, H.M. CHILDREN OF THE MORROW. Puffin, 1985.
Tia and Rabbit run for their lives from a brutal oppressive community of the future.
RC 7893
- Lasky, Kathryn. BEYOND THE DIVIDE. Dell, 1986.
Maribah runs away with her father from their Amish community to California during the Gold Rush. RC 22737
- Lester, Julius. THIS STRANGE NEW FEELING. Scholastic, 1985.
Three short stories depict the courage of black slave couples in their attempt to reach freedom.
- Mazer, Harry. THE LAST MISSION. Dell, 1979.
Too young to be a soldier, Jack Raab lies his way into World War II. CBN 409
- Myers, Walter Dean. FALLEN ANGELS. Scholastic, 1988.
Unable to pay for college, Richie Perry joins the army and goes to Vietnam for his tour of duty. RC 29775
- O'Brien, Robert C. Z FOR ZACHARIAH. Macmillan, 1975.
Is Ann the only human left on earth after a nuclear holocaust? RC 8796, BR 8837
- Sleator, William. STRANGE ATTRACTORS. Dutton, 1989.
Time travel and timelines change the past and involve 16 year old Max, two scientists and their two daughters.
- Sargeant, Pamela. ALIEN CHILD. Harper, 1988.
Nita lives in the future and is being raised by an alien.
- Yolen, Jane. THE DEVIL'S ARITHMETIC. Viking, 1988.
Hannah is plunged into the world of a 1940's Jewish village and is about to be taken to a concentration camp. RC 30370

NON-FICTION

TIME OUT FOR TEENS

Beller, Susan Provost. **ROOTS FOR KIDS: A GENEALOGY GUIDE FOR YOUNG PEOPLE.** Betterway, 1989.

An Introduction to genealogy and family research.

Bodanis, David. **THE SECRET HOUSE: 24 HOURS IN THE STRANGE AND UNEXPECTED WORLD IN WHICH WE SPEND OUR NIGHTS AND DAYS.** Simon & Schuster, 1986.

The microbiology of a house is imaginatively explored. BR 6794.

Callahan, Steven. **ADRIFT: SEVENTY-SIX DAYS LOST AT SEA.** Houghton, 1986.

When his small sailboat sank in the Atlantic, Steve Callahan spent 76 days in a five-foot inflatable raft, drifting 1,800 miles before rescue.

Carruth, Gorton. **WHAT HAPPENED WHEN: A CHRONOLOGY OF LIFE AND EVENTS IN AMERICA.** Harper, 1989.

History that's fun! Here is a year-by-year listing under subjects like Civil Rights, popular entertainment, fashion and sports.

Devaney, John. **BO JACKSON: A STAR FOR ALL SEASONS.** Walker, 1989.

As a boy, Vincent "Bo" Jackson was always in trouble but today he is known as the first major league athlete to play both professional baseball and football.

Feldman, David. **WHY DO CLOCKS RUN CLOCKWISE? & OTHER IMPONDERABLES.** Harper, 1987.

Why don't people get goosebumps on their faces? Why are hamburger bun bottoms so thin? Ordinary things to wonder about are explained. CBN.

Hamilton, Virginia. **IN THE BEGINNING: CREATION STORIES FROM AROUND THE WORLD.** Harcourt, 1988.

A beautiful and powerful treatment of creation myths. BR 7829.

Haskins, James and Kathleen Benson. **THE 60s READER.** Viking, 1988.

The major events of the 60s and how they changed America.

Johnson, Earvin "Magic". **MY LIFE.** Random, 1992.

A basketball career and a brave fight against the virus that causes AIDS are all recounted in the autobiography. RC 36163.

Lauber, Patricia. **SUMMER OF FIRE: YELLOWSTONE.** Orchard, 1992.

Photographs and narrative recall the devastating 1988 fires of Yellowstone National Park.

THE MUSIC OF WHAT HAPPENS: POEMS THAT TELL STORIES. ed. by Paul B. Janeczko. Watts, 1988.

Story poems that tell of romance, the supernatural and tragedy. RC 31233

Myers, Walter Dean. **NOW IS YOUR TIME! THE AFRICAN-AMERICAN STRUGGLE FOR FREEDOM.** Harper, 1992.

A personal and historical account of African American history.

Nye, Peter. HEARTS OF LIONS: THE HISTORY OF AMERICAN BICYCLE RACING. Norton, 1988.

Bicycle racing before the 1920's outdrew all other American sports events. A comprehensive history of the continuous interest in this sport.

Packer, Billy. FIFTY YEARS OF THE FINAL FOUR: GOLDEN MOMENTS OF THE NCAA TOURNAMENT. Taylor, 1987.

A photo-studded story including interviews with star players and coaches. CBN.

RHYTHM ROAD: POEMS TO MOVE TO. selected by Lillian Morrison. Lothrop, 1988.

Dynamic poems that capture a sense of motion that comes from nature, sports, work and travel. RC 28615.

Rose, Kenneth Jon. THE BODY IN TIME. Wiley, 1988.

Timing is everything and the human body is no exception. Scientist Rose explores hundreds of body activities. RC 30202.

Shenkman, Richard. LEGENDS, LIES & CHERISHED MYTHS OF AMERICAN HISTORY. Morrow, 1988.

Historical misinformation and common myths about founding fathers, the frontier, and other popular topics in American culture are accurately debunked. RC 29048, BR 7785.

Ward, Ed, et al. ROCK OF AGES: THE ROLLING STONE HISTORY OF ROCK & ROLL. Summit, 1987.

Known as the definitive history of rock & roll, here is the story of the artists, the industry and the social forces that gave the music life. RC 26291.

Watson, Lyall. THE DREAMS OF DRAGONS: RIDDLES OF NATURAL HISTORY. Morrow, 1987.

The magic and scientific wonders of the world. RC 26639.

Wolff, Tobias. THIS BOY'S LIFE: A MEMOIR. Atlantic, 1989.

A wild memoir that features an impossible stepfather as one of the dangers of growing up. RC 30165.



Pat Cummings '94

NON-FICTION:

TIME

Allington, Richard. *TIME*. Raintree, 1985.

Introduces basic principles of telling time and such related concepts as today, tomorrow, yesterday, past, future. Gr. K-3.

Anastasio, Dina. *IT'S ABOUT TIME*. Grosset & Dunlap, 1993.

Tim and his watchdog Ticker teach how to tell time with the help of a very special watch with moveable hands. Gr. 1-4.

Anno, Mitsumasa. *ANNO'S SUNDIAL*. Philomel, 1987.

Illustrations pop up or fold out to demonstrate how sundials work. Gr. 4+.

Aust, Siegfried. *CLOCKS: HOW TIME FLIES*. Lerner, 1991.

Discusses time, the invention of clocks, and types of clocks from sundial and water clock to electric and atomic clocks. Gr. 3-6.

Branley, Franklyn. *KEEPING TIME: FROM THE BEGINNING AND INTO THE 21ST CENTURY*. Clarion, 1993.

Describes the different ways in which we measure time and explains days, weeks, months, years, and time in space. A good mix of science, activities, and folklore. Gr. 3-6.

Burns, Marilyn. *THIS BOOK IS ABOUT TIME*. Little, 1978.

Part of the Brown Paper School Book series, this discusses all aspects of time, time measurement, timepieces, time zones, and biological clocks and includes related activities. Gr. 4+.

Davies, Kay. *THE SUPER SCIENCE BOOK OF TIME*. Thomson, 1993.

An excellent resource covering clocks, day and night, shadows, seasons, and calendars and includes time-related activities and books for further reading. Gr. 3-6.

Gibbons, Gail. *CLOCKS AND HOW THEY GO*. Crowell, 1979.

Explains what makes things tick - literally. Gr. 2-4.

HICKORY DICKORY DOCK AND OTHER NURSERY RHYMES. Jones, Carol (illus.) Houghton, 1992.

A collection of well-known nursery rhymes accompanied by peephole illustrations. Gr. PreS-K.

Krensky, Stephen. *BIG TIME BEARS*. Little, 1989.

The daily activities of a bear family demonstrate the meaning of such units of time as a second, minute, and a week. Gr. K-2.

Llewellyn, Claire. *MY FIRST BOOK OF TIME*. Dorling Kindersley, 1992.

Explains how to tell time and discusses such aspects of time as day and night, days of the week, and months of the year. Includes a foldout clockface for practice. Gr. PreS +.

Macaulay, David. *THE WAY THINGS WORK*. Houghton, 1988.

See p. 46 for Mechanical Clocks and Watches; p. 285 for Quartz Clock. Gr. 5+. RC 30809.

McMillan, Bruce. *TIME TO —*. Lothrop, 1989.

The passage of time is demonstrated through a child's activities, and a clock face shows how time is measured. Gr. K-2.

MY FIRST LOOK AT TIME. Random, 1991.

Introduces the concept of time through photographs of breakfast time, shopping time, bedtime, and other times. Gr. PreS.

Perl, Lila. *BLUE MONDAY AND FRIDAY THE THIRTEENTH*. Clarion, 1986.


Drawing on mythology and folk customs of many lands, this book explains how each of the days of the week received its name and how catch phrases associated with each came into being. Gr. 4-6. BR 6844, RC 27961.

Pluckrose, Henry. *TIME*. Watts, 1988.

Simple text and photographs introduce the basic concepts of time. Gr. PreS-2.

Trivett, Daphne. *TIME FOR CLOCKS*. Crowell, 1979.

Provides instructions for several easy-to-make clocks that demonstrate the concept of time. Gr. 3+.



Pat Cummings '94

NIGHT AND DAY

- Bender, Lionel. *ANIMALS OF THE NIGHT*. Gloucester, 1989.
Describes the physical characteristics, habits, special senses, and natural environment of nocturnal animals. Gr. K-6.
- Branley, Franklyn. *ECLIPSE: DARKNESS IN DAYTIME*. Crowell, 1988.
Explains in simple terms what happens during a solar eclipse. Gr. PreS-3. BR 2665.
- WHAT MAKES DAY AND NIGHT. Crowell, 1986.
Simple explanation of how the rotation of the earth causes night and day. Gr. PreS-3. BR 7124
- Brimner, Larry Dane. *ANIMALS THAT HIBERNATE*. Watts, 1991.
Defines hibernation and describes different animals' ways of preparing for and spending the winter. Gr. 3-6.
- Facklam, Margery. *DO NOT DISTURB: THE MYSTERIES OF ANIMAL HIBERNATION AND SLEEP*. Little, 1989.
Explores the mysteries of animal sleep, dreams, hibernation, and estivation. Gr. 3-6.
- Feldman, Eve. *ANIMALS DON'T WEAR PAJAMAS: A BOOK ABOUT SLEEPING*. Holt, 1992.
Describes what sixteen different animals do at bedtime, including the elephant, sea otter and parrot fish. Gr. 2-4.
- Jobb, Jamie. *THE NIGHT SKY BOOK: AN EVERYDAY GUIDE TO EVERY NIGHT*. Little, 1977.
Part of the Brown Paper School Book series, this describes planets, stars, constellations, the zodiac, time and distance in space, night clocks, sidereal time, and more. Gr. 4+.
- Lesser, Carolyn. *THE GOODNIGHT CIRCLE*. HBJ, 1984.
Describes the activities of a variety of nocturnal animals from sunset to sunrise. Gr. PreS-3.
- Lucht, Irmgard. *IN THIS NIGHT*. Hyperion, 1993.
A celebration of one of nature's most joyful occasions — the arrival of spring. Gr. PreS-2.
- Royston, Angela. *NIGHT-TIME ANIMALS*. Macmillan, 1992.
Simple text and photographs describe animals who are active at night, such as foxes, bats, owls, field mice, and panthers.
- Selsam, Millicent. *NIGHT ANIMALS*. Four Winds Press, 1979.
Simple, poetic prose introduces families of nocturnal animals. Gr. K-4.
- Taylor, Kim. *HIDDEN BY DARKNESS*. Delacorte, 1990.
Explores the secret world of such night animals as the bat, nightjar, cat, and spider. Gr. 3-6.
- Tunney, Christopher. *MIDNIGHT ANIMALS*. Random, 1987.
Examines the behavior and special senses of nocturnal animals in the jungle, in the garden, in the desert, and in flight. Gr. 2-5.
- Whayne, Susanne Santoro. *NIGHT CREATURES*. Simon & Schuster, 1993.
Introduces such night-active animals as cats, deer mice, toads, fireflies, bats and many more, both in this country and other lands. Gr. 3-6.

TIMES OF THE YEAR

Allison, Linda. **THE REASONS FOR SEASONS: THE GREAT COSMIC MEGAGALACTIC TRIP WITHOUT MOVING FROM YOUR CHAIR.** Little, 1975.

Part of the Brown Paper School Book series, this provides an understanding of the seasons and their effect on the earth. Includes chapters such as "About Time," "Body Clocks," "Moon Watch," and "Big Time." Explores animal birthdays, hours by flowers and big time lines. Gr. 4+.

Apfel, Necia. **CALENDARS.** Watts, 1985.

Discusses a number of calendars since time began. Gr. 5-8.

Branley, Franklyn. **AGE OF AQUARIUS: YOU AND ASTROLOGY.** Crowell, 1979.


Basic information about the roots of astrology and the beliefs of astrologers today, with directions for casting your own horoscope. Gr. 5+.

SUNSHINE MAKES THE SEASONS. Crowell, 1985.

Describes how sunshine and the tilt of the earth's axis are responsible for the changing seasons. Gr. PreS-3. BR 3037.

Brown, Tricia. **CHINESE NEW YEAR.** Holt, 1987.

Text and photographs depict the celebration of Chinese New Year in San Francisco's Chinatown. Gr. 2-4.



- Evenson, A. E. ABOUT THE HISTORY OF THE CALENDAR. Children's Press, 1972.
Traces the history of the calendar from ancient times to the 16th century when the Gregorian calendar used today came into being. Gr. 3-5.
- Fisher, Leonard Everett. CALENDAR ART: THIRTEEN DAYS, WEEKS, MONTHS AND YEARS FROM AROUND THE WORLD. Four Winds, 1987.
Illuminates the subject of calendars. 13 calendars through history, from the Aztecs to the 1930 World Calendar are described. Gr. 4+.
- STAR SIGNS. Holiday, 1983.
Introduces the myths, character traits, symbols, and constellations associated with each sign of the zodiac and explains the origins of astrology. Gr. 4-6.
- Grigoli, Valorie. PATRIOTIC HOLIDAYS AND CELEBRATIONS. Watts, 1985.
Examines patriotic holidays in the U.S., including national holidays, regional celebrations, military holidays, and those associated with famous people. Gr. 4-7.
- Kurelek, William. A PRAIRIE BOY'S SUMMER: PAINTINGS AND STORY. Houghton, 1975.
Shows many details of the artist's life when he was growing up on a farm in Western Canada. Gr. 3-5.
- Livingston, Myra Cohn. A CIRCLE OF SEASONS. Holiday, 1982.
A cycle of 12 quatrains, each with its own brief refrain, celebrates the four seasons depicted in expressionistic oil paintings. Gr. 1-3. RC 22115.
- Maass, Robert. WHEN SUMMER COMES. Holt, 1993.
Photo essay depicting the typical activities of summer. Gr. PreS-2.
- Samoff, Jane. LIGHT THE CANDLES! BEAT THE DRUMS! Scribner's, 1979.
Holidays, celebrations, occasions, occurrences, and special days - the traditional and the trivial - are presented in fact and fancy. Whole year is sprinkled with riddles, rhymes and superstitions as well. Gr. 3+.
- Schwenger, Ann. SUMMERTIME (LET'S LOOK AT THE SEASONS). Viking, 1992.
Explores the changes that happen in nature during the summer. Gr. Pres-2.
- Spies, Karen. OUR NATIONAL HOLIDAYS. Millbrook, 1992.
Examines the history and significance of American holidays, including those which celebrate our heritage like Chinese New Year, Kwanzaa, and Cinco de Mayo. Gr. 3-6.
- Thomson, Ruth. SUMMER. Watts, 1990.
Information, crafts and activities based on the theme of summer. Gr. K-4.
- Van Straalen, Alice. THE BOOK OF HOLIDAYS AROUND THE WORLD. Dutton, 1986.
Presents chronologically an event to celebrate each day of the year, e.g. June 10, birthday of Maurice Sendak; July 11, birthday of E. B. White. Gr. 3+. BR 6823.
- Whitfield, Philip. WHY DO THE SEASONS CHANGE? Viking, 1987.
Questions on nature's rhythms and cycles are answered by The Natural History Museum. Gr. PreS+.
- Whitlock, Ralph. SUMMER (THE SEASONS). Bookwright Press, 1987.
A "browse" through the summer season. Summer festivals, things to do, and recipes are included. Gr. 3-6.

MUSIC TIME



- Guthrie, Woody. **WOODY'S 20 GROW BIG SONGS: SONGS AND PICTURES**. Harper, 1992.
An illustrated collection of songs with musical arrangements to dance to, to play-act, and to sing. Includes "Wake Up" and "Sleep Eye." Gr. K-2.
- Hammond, Mildred. **SQUARE DANCING IS FOR ME**. Lerner, 1983.
Michelle and Andrew join a square dancing class after taking square dancing lessons. Steps such as the do-sa-do, the see-saw, the promenade, and the allemade shown in black and white. Gr. 3+.
- Hayes, Ann. **MEET THE ORCHESTRA**. HBJ, 1991.
Describes the features, sounds, and role of each musical instrument in the orchestra. Gr. PreS-3.
- Krull, Kathleen. **LIVES OF THE MUSICIANS: GOOD TIMES, BAD TIMES (AND WHAT THE NEIGHBORS THOUGHT)**. HBJ, 1993.
The lives of twenty composers and musicians are profiled in this eclectic, humorous, and informative collection. Gr. 3-6.
- McLean, Margaret. **MAKE YOUR OWN MUSICAL INSTRUMENTS**. Lerner, 1988.
Step-by-step directions for making a variety of musical instruments, such as tambourine, drum, xylophone, and recorder. Gr. 4-7.
- Meigs, James. **MAKE YOUR OWN MUSIC VIDEO**. Watts, 1986.
Guides the beginner through planning, writing, shooting, editing, and distributing a music video. Gr. 5+.
- Palmer, Hap. **HOMEMADE BAND: SONGS TO SING, INSTRUMENTS TO MAKE**. Crown, 1990.
Provides lyrics for nine original songs and instructions for making simple instruments to accompany each song. Gr. PreS-3.
- Quackenbush, Robert. **THERE'LL BE A HOT TIME IN THE OLD TOWN TONIGHT**.
Lippincott, 1974.
Illustrated verses of the American folksong describing the Chicago fire. Gr. K-3.
- Raffi. **ONE LIGHT, ONE SUN**. Crown, 1988.
This song-to-read shows three different families engaged in similar daily activities - playtime, mealtime, bedtime, etc. Gr. K-2.
- Raschka, Chris. **CHARLIE PARKER PLAYED BE BOP**. Orchard, 1992.
A beginning biography which introduces the famous saxophonist and his style of jazz known as bebop. Gr. PreS-I.
- Seller, Mick. **SOUND, NOISE AND MUSIC**. Gloucester, 1993.
Suggests experiments and projects for exploring the properties and principles of sound waves and how they can produce noise or music, e.g. Make a Drum to explore vibrations, Make Your Own Guitar, Shake Your Maraca, Bottle Xylophone, etc. Gr. 4-6.
- Sorine, Stephanie Riva. **THAT'S JAZZ**. Knopf, 1982.
Brief text and photographs introduce a type of dancing known as jazz. Black and white. Gr. 1+.

Walter, Tom. **MAKE MINE MUSIC: LITTLE**, 1981.

Part of the Brown Paper School Book series, this discusses a variety of musical instruments and presents directions for making and playing them. Gr. 5+.

Wilder, Alec. **LULLABIES AND NIGHT SONGS**. Harper, 1965.

Forty eight poems and rhymes set to music, e.g. "Now the Day Is Over," "All Through The Night," "Many Million Years Ago." Gr. K-3.

Wiseman, Ann Sayre. **MAKING MUSICAL THINGS: IMPROVISED INSTRUMENTS**.

Scribner, 1979.

Clever black and white drawings and clear directions show how to make over 50 basic but ingenious musical instruments, many from supplies found around the house. Gr. 3-6.



PAST, PRESENT, FUTURE

.....

Asimov, Isaac. HOW DID WE FIND OUT ABOUT OUR HUMAN ROOTS? Walker, 1979.

A brief overview of the contradiction between the Biblical explanation of creation and scientific discoveries, including current theories of how men evolved. Gr. 5-7. BR 4554, RC 15970.

Blumberg, Rhoda. THE FIRST TRAVEL GUIDE TO THE MOON: WHAT TO PACK, HOW TO GO AND WHAT TO SEE WHEN YOU GET THERE. Four Winds, 1980.

A guide to things to see and places to go on the moon for the up-to-date 21st century traveler. Gr. 3-6.

Cooper, Kay. WHERE DID YOU GET THOSE EYES?: A GUIDE TO DISCOVERING YOUR FAMILY HISTORY. Walker, 1988.

An introduction to family history, including the forms and processes involved in researching one's family. Gr. 5+.

WHO PUT THE CANNON IN THE COURTHOUSE SQUARE?: A GUIDE TO UNCOVERING THE PAST. Walker, 1984.

A guide to help kids find out about local history. Gr. 4+.

Darling, David. COULD YOU EVER? BUILD A TIME MACHINE. Dillon, 1991.

Examines the nature of time, time machines, and the possibility of time travel. Gr. 4+.

Freedman, Russell. IMMIGRANT KIDS. Dutton, 1980.

An interesting collection of old photographs offers insight into the urban immigrant experience. Gr. 4+.

Greenfield, Eloise. CHILDTIMES: A THREE-GENERATION MEMOIR. Crowell, 1979.

Childhood memoirs of three black women — grandmother, mother, and daughter — who grew up between the 1880's and the 1950's. Gr. 5+. RC 25458.

Halliburton, Warren. CELEBRATIONS OF AFRICAN HERITAGE. Crestwood, 1992.

Examines the ways in which African heritage is celebrated, both in the U.S. and in Africa, in such areas as religion, art, music, dance, and storytelling. Gr. 5+.

Kuklin, Susan. HOW MY FAMILY LIVES IN AMERICA. Bradbury, 1992.

Children describe their families' cultural traditions and the everyday ways in which heritage is transmitted — stories, songs, games, language, and special occasions. Gr. PreS-2.

Levine, Ellen. ...IF YOUR NAME WAS CHANGED AT ELLIS ISLAND. Scholastic, 1993.

In question and answer format, describes the great migration of immigrants to New York's Ellis Island, from the 1880s to 1914. Gr. 3-6.

Perl, Lila. THE GREAT ANCESTOR HUNT: THE FUN OF FINDING OUT WHO YOU ARE. Clarion, 1989.

Combines an historical perspective on immigration with the how-to's of genealogical research, including drawing an ancestry chart, conducting interviews, etc. Gr. 5+.

Schwartz, Alvin. WHEN I GREW UP LONG AGO. Lippincott, 1978.

Collections of statements from people who grew up around the turn of the century about school, games, songs, dress, and family life. Gr. 3-6. BR 4983, RC 18387.

Stevenson, James. JULY. Greenwillow, 1990.

This gentle boyhood reminiscence looks to a past summer when the author and his brother spent a wonderful month with their grandparents at the beach. Gr. K-2. RC 32686.

Taylor, Paula. THE KIDS' WHOLE FUTURE CATALOG. Random, 1982.


A compendium of information about what the world of the future might be like, this large format book is a catalog of dreams. Gr. 5+.

Weitzman, David. MY BACKYARD HISTORY BOOK. Little, 1975.

Part of the Brown Paper School Book series, this covers historical research techniques as well as such activities as making time capsules and rubbings and tracing genealogy, all of which deal with learning about the past. Gr. 4+.

Wolfman, Ira. DO PEOPLE GROW ON FAMILY TREES?: GENEALOGY FOR KIDS AND OTHER BEGINNERS. Workman, 1991.

A guide to finding out one's own family history and how to formally record it. Gr. 3-7.



CRAFTS, EXPERIMENTS, AND ACTIVITIES

Arnold, Caroline. CHARTS AND GRAPHS: FUN, FACTS, AND ACTIVITIES. Watts, 1984.

An easy-read activity book which explains how charts and graphs are used, with directions for drawing a time line, family tree, calendar, and more. Gr. 1-4.

SUN FUN. Watts, 1981.

An easy-read activity book which presents 10 projects that use energy from the sun, such as a sun clock and shadow puppets. Gr. 2-4.

Caney, Steven. STEVEN CANEY'S KIDS' AMERICA BOOK. Workman, 1978.

A collection of craft and project ideas on interesting aspects of growing up in America from the colonial period to the present. Suggests handicraft projects, genealogy searches and games. Gr. 3-6.

Fiarotta, Phyllis and Noel. THE YOU AND ME HERITAGE TREE: ETHNIC CRAFTS FOR CHILDREN. Workman, 1976.

Step-by-step instructions for more than 100 craft projects drawn from twenty-two different ethnic traditions in the U.S. and using easily available materials. Includes a Strutting Crested Egg Rooster, Night in the Woods Glass Painting, Wycinanki Rooster in a Fir Tree, and Ojo de Dios Birthday Marker.

Glovach, Linda. THE LITTLE WITCH'S SUMMERTIME BOOK. Prentice-Hall, 1986.

Presents instructions for a variety of summer activities, games, foods, and handicrafts, including a Night Owl Party. Gr. 1-4.

Humphrey, Henry. WHEN IS NOW? EXPERIMENTS WITH TIME AND TIMEKEEPING DEVICES. Doubleday, 1980.

Directions for making several timekeeping devices such as a sundial and water clock. Gr. 5+.

Jennings, Terry J. TIME. Gloucester, 1988.

Presents experiments and activities relating to the measurement of time, such as making a sundial, candle clock, water clock and more. Adult help is advised; some experiments do require a lighted candle. Gr. 1-4.

Markle, Sandra. EXPLORING SUMMER. Atheneum, 1987.

Presents a season of science activities, puzzlers, games, and handicrafts. Activities cover such topics as sundials, sun-powered flowers, flower clocks, shadows, living night lights, summer holidays and summer stars. Gr. 4+.

Richards, Roy. 101 SCIENCE TRICKS. Sterling, 1991.

Presents 101 experiments and activities with everyday materials involving scientific principles. Pocket sundial and star clock included. Gr. 3-6.

SCIENCE WORKS. (FROM THE ONTARIO SCIENCE CENTER). Addison-Wesley, 1986.

Provides instructions for experiments that reveal a variety of scientific principles. Sundial included. Gr. 3-6.

Simons, Robin. RECYCLOPEDIA. Houghton, 1976.

Suggestions for games, crafts, and scientific equipment that can be made from recycled materials. Melody instruments, rhythm instruments, and a water clock are included. Gr. 1-6.

Weiss, Harvey. THE GADGET BOOK. Crowell, 1971.

Directions for making a sunbeam alarm clock, a water clock, what to do with the insides of an electric clock, and using an alarm clock to turn on your radio. Gr. 5+.


White, Laurence B. SCIENCE TOYS AND TRICKS. Harper, 1975.

Directions for simple science tricks, experiments, and projects that demonstrate basic scientific principles. A "shadow clock" is shown. Gr. 2-5.

Zubrowski, Bernie. CLOCKS: BUILDING AND EXPERIMENTING WITH MODEL TIMEPIECES.

Morrow, 1988.

This guide to clock building requires only easily obtainable materials. Includes from simple sundials and hourglasses to more complex water and mechanical timepieces. Gr. 4+.



FOLK AND FAIRY TALES

Aliki. THE TWELVE MONTHS: A GREEK FOLKTALE. Greenwillow, 1978.

The poor widow who finds good in every month is rewarded, while her complaining rich neighbor receives a jar of snakes. (Other versions also available.) RC 15613.

DeRegniers, Beatrice Schenk. LITTLE SISTER AND THE MONTH BROTHERS. Seabury, 1976.

The Month Brothers' magic helps little sister fulfill seemingly impossible tasks which prove the undoing of her greedy stepmother and stepsister. (Other versions also available.)

Fisher, Leonard Everett. THE SEVEN DAYS OF CREATION. Holiday, 1981.

Retelling of the story of Creation. (Other versions available.)

Hastings, Selina, retell. SIR GAWAIN AND THE LOATHLY LADY. Morrow, 1987.

When a horrible hag saves King Arthur's life by answering a riddle within 3 days, Sir Gawain agrees to marry her and thus releases her from an evil enchantment. RC 26382.

Heine, Helme. ONE DAY IN PARADISE. Atheneum, 1986.

Retelling of the Old Testament story of God's creation. (Other versions available.)

Hogrogian, Nonny. NOAH'S ARK. Knopf, 1986.

Retells the Old Testament story of how Noah built an ark and saved the earth's animals through the 40 days and 40 nights of the Great Flood. (Many other versions available.)

Huck, Charlotte. PRINCESS FURBALL. Greenwillow, 1989.

A princess rebels against her tyrannical father and makes the most of her gifts to survive in another kingdom and win the hand of the king. CBN.

Hyman, Trina Schart. THE SLEEPING BEAUTY. Little, 1977.

Enraged at not being invited to the princess' christening, the thirteenth fairy casts a spell that dooms the princess to sleep for one hundred years. (Other versions available.)

Locker, Thomas. RIP VAN WINKLE. Dial, 1988.

An eighteenth-century idler who sleeps for twenty years in the Catskill Mountains awakens to a much-changed world. (Other versions available.) RC 30592, BR 7918.

Marshak, Samuel. THE MONTH-BROTHERS: A SLAVIC TALE. Morrow, 1983.

A young girl outwits her greedy stepmother and stepsister with the of the Month Brothers who use their magic to enable her to fulfill seemingly impossible tasks. (Other versions available.) RC 22312.

Matsutani, Miyoko. THE FISHERMAN UNDER THE SEA. English version by Alvin Tresselt. 1969.

As a reward for saving the life of a little turtle, a Japanese fisherman is given a chance to live in eternal youth beneath the sea. (Other versions available.)

Perrault, Charles. CINDERELLA. Retold by Amy Ehrlich. Dial, 1985.

In her haste to flee the palace before the clock strikes midnight, Cinderella leaves behind one glass slipper. (Other versions available.) RC 22320, BR 6111.

San Souci, Robert. ROBERT D. SAN SOUCI'S THE SIX SWANS. Simon and Schuster, 1988.

A retelling of how the king's daughter rescues her six brothers from the enchantment imposed on them by their wicked stepmother. (Other versions available.)

Snyder, Dianne. THE BOY OF THE THREE-YEAR NAP. Houghton, 1988.

A poor Japanese woman maneuvers events to change the lazy habits of her son. BR 7542.

Stevens, Janet. THE TORTOISE AND THE HARE: AN AESOP FABLE. Holiday, 1984.

The race between the boastful hare and the persevering turtle. (Other versions available.)
BR 2602, BR 7863, BR 8921, RC 24433.

Tomaino, Sarah F. PERSEPHONE, BRINGER OF SPRING. Crowell, 1971.

Persephone returns from the underworld each year to bring spring to the earth.

Yashima, Taro. SEASHORE STORY. Viking, 1967.

A Japanese fisherman rides on a turtle's back to a beautiful place under the sea. Forgetting all about time, the fisherman returns to his village to find that everything has changed.
(Other versions available.)

Zelinsky, Paul O. RUMPELSTILTSKIN. Dutton, 1986.

A strange man helps the miller's daughter spin straw into gold for the king on condition that she give him her first-born child, unless she can guess his name in time. RC 25470, BR 7108.

PLAY, POETRY, AND SONG COLLECTIONS

Adoff, Arnold. IN FOR WINTER, OUT OF SPRING. HBJ, 1991.

Poems that celebrate family life throughout the yearly cycle of seasons. Gr. PreS-3.

Bruchac, Joseph. THIRTEEN MOONS ON TURTLE'S BACK: A NATIVE AMERICAN YEAR OF MOONS. Philomel, 1992.

Poems about the seasons of the year taken from legends of Native American tribes. Gr. K-4.

Carlstrom, Nancy White. NORTHERN LULLABY. Philomel, 1992.

A child says goodnight to the natural world and all those that occupy it. Gr. PreS.

Greenfield, Eloise. NIGHT ON NEIGHBORHOOD STREET. Dial, 1991.

A collection of poems exploring the sounds, sights, and emotions enlivening a black neighborhood during the course of one evening. Gr. PreS-3.

Hopkins, Lee Bennett, ed. IT'S ABOUT TIME! Simon & Schuster, 1993.

A collection of short poems on time by American writers who illuminate various clock-centered activities. Gr. PreS-2.

MORNING, NOON AND NIGHTTIME, TOO. Harper, 1980.

Poems about everyday activities. Gr. 2-5.

John, Timothy, ed. THE GREAT SONG BOOK. Doubleday, 1978.

Contains over 60 songs in such categories as Morning Songs, Fireside Songs, Evening Songs and Lullabies, etc.

Krull, Kathleen, comp. GONNA SING MY HEAD OFF!: AMERICAN FOLK SONGS FOR CHILDREN. Knopf, 1992.

Includes music for both piano and guitar for such songs as "The Fox Went Out on a Chilly Night," "Good Night Irene," "Turn, Turn, Turn (To Everything There Is a Season)," "Going to The Zoo."

Lindbergh, Reeve. THE MIDNIGHT FARM. Dial, 1987.

A tender lullaby and counting rhyme describing a farm at night. Gr. PreS-2.

MacDonald, Margaret & Read. THE SKIT BOOK: 101 SKITS FROM KIDS. Linnet Books, 1990.

Includes such selections as "The Poison Spring" and "Is It Time Yet?". Gr. 1-9.

McMillan, Bruce. PLAY DAY: A BOOK OF TERSE VERSE. Holiday, 1991.

Fourteen rhymes, each made up of two words that sound alike. Gr. PreS-3.

Merriam, Eve. YOU BE GOOD AND I'LL BE NIGHT. Morrow, 1988.

Jump-on-the-bed poems. Gr. PreS-2.

O'Donnell, Elizabeth. TWELVE DAYS OF SUMMER. Morrow, 1990.

Counting verse in which a girl enumerates what she sees at the beach, from one little sea anemone to twelve gulls-a-gliding. Gr. PreS+.

Plotz, Helen. A WEEK OF LULLABIES. Greenwillow, 1988.

Lullabies and bedtime poems grouped by days of the week. Gr. PreS-3.

Prelutsky, Jack. NIGHTMARES: POEMS TO TROUBLE YOUR SLEEP. Greenwillow, 1976.

Twelve poems featuring a vampire, werewolves, ghouls & other monsters. Gr. 3+.
RC 12764.

Roche, P. K. JUMP ALL THE MORNING: A CHILD'S DAY IN VERSE. Viking, 1984.

Children's verses portraying an active day in the town of toys. Gr. K-1. BR 5913,
RC 22904.

SHARON, LOIS & BRAM'S MOTHER GOOSE: SONGS, FINGER RHYMES, TICKLING
VERSES, GAMES, AND MORE. Atlantic Monthly Press, 1985.

Includes "Everybody Happy," "Pease Porridge Hot," "Sally Go Round the Sun," and more.

Singer, Marilyn. TURTLE IN JULY. Macmillan, 1989.

An illustrated collection of poems about the activities of particular animals in each month of
the year. Gr. K-3.

Spooner, Michael. A MOON IN YOUR LUNCH BOX. Holt, 1993.

A collection of poems celebrating seasons, the moon, holidays, and the night. Gr. 3-6.

FOR THE PROFESSIONAL TIMEKEEPER

Bauer, Caroline Feller. CELEBRATIONS: READ-ALOUD HOLIDAY AND THEME BOOK PROGRAMS. Wilson, 1985.

You'll find a wonderful chapter on p. 43-62, "Calendar Day." The author suggests that you use her program ideas on any day of the year. Includes a prose selection, poetry, directions for a calendar book souvenir, creative writing activities, directions for making a time capsule and a perpetual calendar. Provides a list of book titles that capture the cycle and rhythm of everyday life and books that feature time in fact and fantasy.

Butzow, Carol M. SCIENCE THROUGH CHILDREN'S LITERATURE: AN INTEGRATED APPROACH. Teacher Ideas Press, 1989.

Chapter 24 is on shadows and light, p. 174; Chapter 30 is on weather, seasons and states of matter, p. 200.

Champlin, Connie. STORYTELLING WITH PUPPETS. ALA, 1985.

Presents a chapter on shadow stories and shadow presentations using the overhead projector; tabletop stories such as "The Bump in the Night."

Cole, Ann. I SAW A PURPLE COW AND 100 OTHER RECIPES FOR LEARNING. Little, 1972.

Creative learning activities such as Monday's Washday, Let's Have a Rhythm Band, Day-time and Nighttime Window Watching, and Walk Through the Seasons. Also includes directions for making musical instruments and for a Calendar Toss game.

Defty, Jeff. CREATIVE FINGERPLAYS AND ACTION RHYMES: AN INDEX AND GUIDE TO THEIR USE. ORYX, 1992.

Provides sources for more than 10 fingerplays and rhymes dealing with clocks and many, many more dealing with morning time, night and day, music and musical instruments, and the seasons.

Dowell, Ruth. MOVE OVER, MOTHER GOOSE: FINGERPLAYS, ACTION VERSES AND FUNNY RHYMES. Gryphon, 1987.

Time fingerplay on p. 100, "Ding! Dong! Tell Me, Did the School Bell Ring?"

Fredericks, Anthony D. SOCIAL STUDIES THROUGH CHILDREN'S LITERATURE: AN INTEGRATED APPROACH. Teacher Ideas Press, 1991.

Time lines on p. 38; family on p. 62; oral history on p. 125; time zones on p. 110, 135.

GIANT ENCYCLOPEDIA OF THEME ACTIVITIES FOR CHILDREN 2 TO 5: OVER 600 FAVORITE ACTIVITIES CREATED BY TEACHERS FOR TEACHERS. Gryphon House, 1993.

Teacher-tested ideas and activities in the areas of art, dramatic play, cooking, science, music and more. See especially the sections on "Holidays," "Seasons," "Music," "Games," and "Crafts."

Irving, Jan. MUDLUSCIOUS: STORIES AND ACTIVITIES FEATURING FOOD FOR PRESCHOOL CHILDREN. Libraries Unlimited, 1986.

Wonderful resource book of literature-based programs such as "Breakfast Starts the Day," with fingerplays, books, games, songs, crafts and cooking activities all related to breakfast, eggs, pancakes, and cereal. Also presents "Lunch to Munch" and "Holidays to Celebrate."

Karnes, Merle B. CREATIVE GAMES FOR LEARNING: GAMES FOR PARENTS AND TEACHERS TO MAKE. Council for Exceptional Children, 1979.

See p. 117 for a Singing Music game which focuses on rhythm and beat. Gives directions for making Paper Roll Shakers and Shoe Box Guitars.

Munroe, Mary Hovas. THE BIRTHDAY BOOK: BIRTHDATES, BIRTHPLACES AND BIOGRAPHICAL SOURCES FOR AMERICAN AUTHORS AND ILLUSTRATORS OF CHILDREN'S BOOKS. Neal-Schuman, 1991.

Includes a month index and a year index for locating authors born on a particular day, month, or year.

MULTICULTURAL RESOURCE CALENDAR. Amherst Educational Publishing, 1993.

A 12-month calendar (July '93-June '94) which includes entries for birthdays, historical events, and days of religious observance for Christians, Jews, Muslims, Native Americans, and others. There is a resource guide organized by month and a calendar for each month.

Pilger, Mary Anne. MULTICULTURAL PROJECTS INDEX: THINGS TO MAKE AND DO TO CELEBRATE FESTIVALS, CULTURES, AND HOLIDAYS AROUND THE WORLD. Libraries Unlimited, 1992.

Celebrates cultural heritage through activity programs, food, games, music, dance, and handicrafts. Indexes 1,000 projects based on holidays and celebrations around the world. Includes craft patterns, material lists, activity summaries.

Paulin, Mary Ann. CREATIVE USES OF CHILDREN'S LITERATURE. Library Professional Publications, 1982.

Check the index under time, time travel, chronology, historical fiction, and history.

Raines, Shirley. STORY STRETCHERS: ACTIVITIES TO EXPAND CHILDREN'S FAVORITE BOOKS. Gryphon, 1989.

Books and extension activities for preschoolers on the themes "Naptime/Bedtime" and "Seasons." Also, MORE STORY STRETCHERS, 1991.

STORY STRETCHERS FOR THE PRIMARY GRADES: ACTIVITIES TO EXPAND CHILDREN'S FAVORITE BOOKS. Gryphon, 1992.

Several book and activity programs related to our theme and focusing on families and family history, friends and memories, celebrations, and another time and place.

Renfro, Nancy. PUPPETRY AND THE ART OF STORY CREATION. Nancy Renfro Studios, 1979.

Directions are provided for making stuffed-paper-rod puppets, p. 94-96, including a Night and Day Turn-A-Round Puppet.

Sierra, Judy. MULTICULTURAL FOLKTALES: STORIES TO TELL YOUNG CHILDREN. Oryx, 1991.

See p. 21 for a folktale from Spain, "The Elegant Rooster," for ages 2 1/2-5. Also includes the Spanish translation and patterns for flannelboard figures.

Wilmes, Liz and Dick. CIRCLE TIME BOOK. Building Blocks, 1982.

Fingerplays, language activities, active games and more, all focused on the seasons and holidays.

ADDITIONAL RESOURCES AND ORGANIZATIONS:

MAGAZINES

BOYS' LIFE. 1325 Walnut Hill Lane, PO Box 152079, Irving, TX 75015.

An article on clocks and watches is found in the October 1991 issue, pg. 28-29, "Watch Out!" Also, see the December 1991 issue, pg. 74, for the article, "Trace Your Civil War Roots."

CHICKADEE. 255 Great Arrow Ave., Buffalo, NY 14207.

Brief information on time zones is found in "Why Is Time Different in Other Countries," September 1991, pg. 6-7. Suggests a nice multicultural tie-in with time.

CRICKET. 315 Fifth St., Peru, IL 61354.

The October 1991 issue, pg. 64-68, has a fictional selection on time capsules, "My Father's Grandfather and the Time Machine."

CURRENT SCIENCE. PO Box 16673. Columbus, OH 43216.

The October 2, 1992 issue includes the article, "Scientists Gave You Longer Vacation," pg. 14. In the February 14, 1992 issue, find info on time travel, "Time Travel: Can You Go Back to the Future?", pg. 8-10.

FACES. Cobblestone Publg. Inc., 20 Grove St., Peterborough, NH 03458.

The April 1992 issue has several articles on tracing family history: pg. 18-25, "Ancestors and Art," pg. 9, "Exploring Your Family History," pg. 4-8+, "In the Shade of a Family Tree," pg. 12-13, "Reaching for Your Roots."

JACK & JILL. Children's Better Health Inst., 1100 Waterway Blvd., PO Box 567, Indianapolis, IN 46206.

The December 1991 issue includes, "The Land Without Time," a fictional selection, pg. 24-28; the Oct.-Nov. 1991 issue includes, "Family Tree," pg. 28-29.

KIDSTUFF: A TREASURY OF EARLY CHILDHOOD ENRICHMENT MATERIAL.

Guidelines Press, 1307 South Killian Dr., Lake Park, FL 33403.

A good resource for programming ideas, fingerplays, songs, and crafts for preschoolers. See Vol. 2, No. 7 for "Night and Day," and Vol. 5, No. 2 for "It's Time for Bed."

ODYSSEY. Kalmbach Publishing Co., 21027 Crossroads Circle, PO Box 1612, Waukesha, WI 53187.

The October 1992 issue contains reader responses on time capsules, "If You Could Put One Thing in a Time Capsule to Be Sealed Until the Year 2092, What Would It Be, and Why?" pg. 32-33; Jan.-Feb. 1992, pg. 36-37, "Creating a Time Capsule for Future Explorers," which contains directions on preparing and burying a time capsule; Jan.-Feb. 1992, pg. 34-35, "SpaceArc: Twentieth Century Cave Painting," which provides info on the SpaceArc Project (an international time capsule) at the Rochester Museum and Science Center.

SUPERSCIENCE RED. 2931 East Mccarty St., Jefferson City, MO 65102.

Includes an article on time measurements: "Math Lab: How did Columbus Measure Time?" October 1992, pg. 10-11. For grades 1-3.

3-2-1 CONTACT. PO Box 53051, Boulder, CO 80322-3051.

The July/August 1992 issue is full of interesting time articles and activities: "Time Savers: Capsules Hold Presents for the Future," pg. 12-14; "The Time of Your Life," pg. 15, with do's and don'ts for making a time capsule; "Late for Lunch," pg. 32, a time capsule computer program for IBM, Apple II and Commodore 64; "Lost In Time," pg. 38, a find-the-buried capsule game. The June 1993 issue, pg. 33, offers a clock game, "Running Backwards." Also, each issue includes a regular fiction feature, "The Time Team."

ZILLIONS. 256 Washington St., Mount Vernon, NY 10553.

Consumer information on clocks and watches in the December 1991 - January 1992 issue, "Watches: The Tests of Time," pg. 30-32.

EVENTS TO CELEBRATE

CHASE'S ANNUAL EVENTS: SPECIAL DAYS, WEEKS AND MONTHS (Contemporary Books, annual) is a good reference source for monthly celebration ideas as well as special days. You can try contacting sponsors to request promotional materials.

Another valuable tool is the 1993 NYLA/YSS publication, *CALENDAR CAPERS*. This provides a year of special schemes — programming and books related to special monthly celebrations as well as author/illustrator birthdays to celebrate. See Chapter 4 for *CALENDAR CAPERS* pages for June, July and August.

Here is a sampling of events to celebrate:

Leap Second Adjustment Time
June 30

Music for Life Week July 1-7
Sponsor: Ann Fabe Isaacs
Music for Life.
8080 Springvalley Dr.
Cincinnati, OH 45236
(513) 631-1777

Dog-Days
July 3 - August 15
Hottest Days of the year in the Northern Hemisphere

National Clown Week
August 1-7

Elvis International Tribute Week
August 8-16

ORGANIZATIONS

Many government agencies, foundations, museums, private manufacturers, and other organizations can be sources of samples, give-aways, and other informational and promotional materials. Check on availability through such sources as *FREE RESOURCE BUILDER FOR LIBRARIANS AND TEACHERS* compiled by Carol Smallwood (McFarland, 1992) and *THE EDUCATORS GRADE GUIDE TO TEACHING AIDS*, edited by Thomas Haider (Educators Progress Service, 214 Center St., Randolph, WI 53956), or contact the organization directly.

American Clock and Watch Museum. 100 Maple St., Bristol, CT 06010. (203) 583-6070.
Over 3,000 clocks and watches on display in a recreated 19th century clockshop. Modest admission fee. The Museum Shop features horological books and related gift items.

American Watchmakers Institute (AWI). 3700 Harrison Ave., Cincinnati, OH 45211.
(513) 661-3838.
Includes jewelers, watchmakers, clockmakers, etc. Maintains a lending library of historical and technical material on watchmaking and a museum; disseminates career information in the form of brochures and filmstrips.

Bulova Corporation. 1 Bulova Ave., Woodside, NY 11377. (718) 204-3300.

Calendar Marketing Association (CMA). 621 East Park Ave., Libertyville, IL 60048.
(800) 828-8225.
Includes calendar designers, marketers, printers, publishers, and suppliers. Conducts research on calendar use and trends; maintains library of calendars; maintains speakers' bureau and conducts educational programs; publishes *Calendar News*.

Citizen Watch Co. of America. 1200 Wall St. West, Lyndhurst, NJ 07071. (201) 438-8150.

Clock Manufacturers and Marketing Association (CMMA). 710 East Ogden Ave., Ste. 113, Naperville, IL 60563. (708) 369-2406.
Includes clock manufacturing and marketing companies; compiles data about clock sales and establishes common clock terminology.

Hallmark Cards, Inc. 2501 McGee, PO Box 419580, Kansas City, MO 64108. (816) 274-5111.

Hamilton Watch. 941 Wheatland Ave., Lancaster, PA 17603. (800) 234-8463.

Higgins Armory Museum. 100 Barber Ave., Worcester, MA 01606.
Bibliography, poster on the age of chivalry (for time travelers).

Hoffman Clock Museum. Mason and High Sts., Newark, NY 14513. (315) 331-4370.
Located in the Newark Public Library building in Wayne County, it's the only museum of its kind in New York State. It displays over 100 horological objects and has exhibits on the history of timekeeping, the development of clock styles and the history of New York State clockmakers. Free admission.

Howard Miller Clock Co. 860 East Main Ave., Zeeland, MI 49464. (616) 772-9131.

International Society for the Study of Time. (ISST). PO Box 815, Westport, CT 06881-0815.
Encourages the interdisciplinary study of time in all its aspects; publishes conference proceedings and *Time's News: An Aperiodic Newsletter*.

International Time Capsule Society (ITCS). C/O Registrar's Office, Oglethorpe University, Atlanta, GE 30319-1441.

To find out more about time capsules, send a self-addressed, stamped, business-size envelope. Also, send the Society information about any time capsules you might make. They will add your completed time capsule to their computer list.

International Watch Fob Association (Timepieces) (IWFA). C/O R. J. Rothlisberger, Route 5, Box 210, Burlington, IA 52601. (319) 752-6749.

Encourages the study of fobs; fosters interest of youth; acquires and distributes watch fob information; demonstrates the educational and recreational aspects of fob collecting.

Longines - Wittnauer Watch Co. 145 Huguenot St., PO Box 2500, New Rochelle, NY 10802. (914) 576-1000.

National Association for The Advancement of Time. (Popular Culture) (NAFTAT). 6201 Sunset Blvd., Ste. 114, Hollywood, CA 90028. (310) 559-7091.

Anti-nostalgia, pro-future, pro-contemporary culture organization comprised primarily of persons born after 1965. Conducts studies on trends in time perception; publishes *Clock-wise*, quarterly.



Pat Cummings '94

National Association of Watch and Clock Collectors. (Timepieces) (NAWCC). 514 Poplar St., Columbia, PA 17512-2130. (717) 684-8261.

Collectors, historians, craftsmen, dealers, and others interested in time-keeping devices and horology. Maintains museum, library, and horological data base. Check for a local chapter in your area: Central New York Chapter 55, Endicott, (607) 748-9125; Western New York Chapter, Williamsville; and so on.

North American Watch Corp. 125 Chubb Ave., Lyndhurst, NJ 07071. (201) 460-4800.

Omega Watch. 35 East 21st St., New York, NY 10010. (800) 766-6342.

Rolex Watch USA. 665 Fifth Ave., New York, NY 10022. (212) 758-7700.

Seiko Corporation of America. 111 Macarthur Blvd., Mahwah, NJ 07430. (201) 512-3000.

Services Culturels Francais. 972 Fifth Ave., New York, NY 10021.

Tips on tracing French ancestors.

Seth Thomas/Westclox. 520 Guthridge Ct., PO Box 4125, Norcross, GA 30092. (404) 447-0737.

Swatch Watch USA. 35 East 21st St., New York NY 10010. (800) 8-SWATCH.

Sylvania. Dept. AORT, 70 Empire Dr., West Seneca, NY 14224. (800) LIGHTBULB.

In partnership with the International Reading Association, Sylvania Lighting sponsors the America's Official Reading Time Program, which encourages families to set aside a regular reading hour everyday. Offers an information pamphlet for parents, "Hot To Get Your Kids Excited About Reading," with tips for reading aloud to children from birth through teenage years.

Time Museum. 7801 East State St., PO Box 5285, Rockford, IL 61125. (815) 398-6000.

Situated on the premises of the Clock Tower Resort and Conference Center. Admission charged.

Timex Corp. PO Box 310, Middlebury, CT 06762. (203) 573-5000.

Watchmakers of Switzerland Information Center. (WOSIC). The Swiss Center, 608 5th Ave., New York, NY 10020. (212) 757-7030.

Serves as an information center for the Swiss watch industry.

World Timecapsule Fund. (History) (WTF). 3300 Louisiana Ave. South, Ste. 415, Minneapolis, MN 55426. (612) 935-1206.

Fosters international cooperation through the production of two identical time capsules, one of which will be stored on earth and the other sent into space. Sponsors educational and cultural programs designed to encourage preparation of materials for inclusion in the capsules. Publishes *Timecapsule*, a quarterly newsletter which includes excerpts from information contained in the time capsule and is free to qualifying organizations. Also publishes educational materials for classroom use and produces videos.

RECORDINGS

- "The Ants go Marching"** on *Singing 'n Swinging* by Sharon, Lois and Bram. (Elephant Records, 1981).
- "Best Time of the Day"** on *Time Can be So Magic* by Bill Thomas. (Northstar Records, 1988).
- "Days of the Week"** on *You Are Special* by Fred Rogers. (Mister Rogers' Neighborhood Records, 1981).
- "Going to the Zoo"** on *Singable Songs for The Very Young* by Raffi (Troubadour Records, 1976) and on *Elephant Show Record* by Sharon, Lois and Bram (Elephant Records, 1986).
- "Good Morning Exercises for Kids"** on *Good Morning Exercises for Kids* by Georgiana Stewart (Kimbo, 1987). Wake kids up with stretching, clapping, skipping and jumping to the beat of cheery songs.
- "Happy Birthday"** on *Moonboat* by Tom Chapin (Sundance Music, 1989) plus many other recordings.
- "Hickory Dickory Dock"** on *Peter and The Wolf Play Jazz* by Jon Crosse (Jazz Cat Productions, 1989).
- "Hot Time in the Old Town Tonight"** on *Stay Tuned* by Sharon, Lois and Bram (Elephant Records, 1987).
- "I Had a Little Rooster"** on *Hello Everybody* by Rachel Buchman. (Gentle Wind, 1986).
- "Junior Ragtime"** on *More Singable Songs* by Raffi (Troubadour Records, 1977).
- "Let's Be Together Today"** on *Let's Be Together Today* by Mister Rogers. (Mister Rogers' Neighborhood Records, 1981).
- "Lullaby and Goodnight"** on *Lullaby Magic* by Joanie Bartels (Discovery Music, 1985).
- "Mr. Sun"** on *Singable Songs for the Very Young* by Raffi (Troubadour Records, 1976).
- "Morningtown Ride"** on *Baby Buluga* by Raffi (Troubadour Records, 1977).
- "Rhythms of Life"** on *Meet The Beat* by Marc Finkelstein (Melody House, 1991).
- "Rock Around the Clock"** on *Stay Tuned* by Sharon, Lois and Bram (Elephant Records, 1987).
- "Sillytime Magic"** on *Sillytime Magic* by Joanie Bartels (Discovery Music, 1989).
- "Summertime"** on *Sing A Song of Seasons* by the Mill Creek Ramblers (Rosewood Records, 1989).
- "Time to Sing"** on *One Light, One Sun* by Raffi (Troubadour Records, 1985).
- "Twinkle Twinkle Little Star"** on *If You're Happy and You Know It, Vol. 2*, by Bob McGrath (1984).
- "What a Day!"** on *Morning N' Night* by Craig Taubman (Sweet Louise Music, 1990).
- "You Are My Sunshine"** on *If You're Happy and You Know It, Vol. 2*, by Bob McGrath (1984).

16mm FILMS AND VIDEOTAPES READ AROUND THE CLOCK

Library systems own many wonderful 16mm film and video titles which can supplement the Read Around the Clock theme. To give you an idea of the possibilities, lists have been compiled from the New York State Catalog of 16mm Film and Video (NYSCAT), a database housed at the Mid-Hudson Library System. Some documentaries and adult titles are included, but feature films are not. Below is a separate listing of some feature films related to the theme.

FEATURE FILMS

BACK TO THE FUTURE

116 min J YA A 1985 BAKTAY
Marty McFly, typical american teenager of the Eighties, is accidentally sent back to the Fifties in a time machine invented by a slightly crazed scientist. On his wacky, amazing trip back, Marty must make sure his mismatched parents meet or he won't be able to get back to the future—he just won't exist.

BACK TO THE FUTURE, PART II

108 min J YA A 1989 BAKTAY
In this sequel to "Back to the Future," Marty McFly and Doc Brown have more hair-raising adventures as they travel forward in time to the year 2015 and back to the 1950s as they try to save the future.

BOYS OF SUMMER

90min J YA A 1983 LVS
The Brooklyn Dodgers, the bums that won our hearts, made magic happen from 1947-1957 at Ebbets Field. the first integrated baseball team won pennants, World Series,

and the admiration of the nation. also show the team members' private lives as they journeyed from gifted young athletes to adults who faced a bitter dose of life and emerged with courage and dignity. From Roger Kahn's best-seller, a story of one man's admiration for the 1950 Brooklyn dodgers.

A HARD DAY'S NIGHT

90 min YA A 1964 MPI
This film depicts, with good-natured honesty and fun, the Beatles' lighthearted message to youth. Starring: John Lennon, Paul McCartney, George Harrison and Ringo Starr.

M. HULOT'S HOLIDAY

90 min YA A 1954 BAKTAY
This brilliant exercise in pantomime dramatizes the well-intentioned but nearly catastrophic misadventures of a meek but clumsy bachelor. He open a door and the winds invade; he goes canoeing and his canoe fails him; he starts out on a picnic and ends up in a funeral cortege.

NIGHT AT THE OPERA

87min YA A 1935 COMM

A comedy masterpiece filled with devilment and delirium, this Marx Brothers films starts Groucho, Harpo and Chico. The three of them create a near riot on the ship bringing them to New York, a scandal in New York and an evening of insanity in the concert hall that the opera world will never forget.

SATURDAY NIGHT FEVER

118 min A 1977 HSE

John Travolta gives a sensual and intelligent performance as a local disco kingpin at the peak of his popularity. through the influence of his more sophisticated dance partner and his brother, a disillusioned priest, he begins to question the way he views life and the narrowness of his perspective. The disco dance sequences and the Bee Gees' music make the film and accurate and absorbing barometer for the 70s generation.

TERROR BY NIGHT

60 min YA A 1946 NCS

Sir Arthur Conan Doyle's Sherlock Holmes (Basil Rathbone) and Dr. Watson are hired to protect a precious gem being transported by train and find themselves on a train of terror. Intense suspense builds with effective use of black and white cinematography as Holmes methodically tracks down the killer on the train howling through the night with its cargo of death.

TIME BANDITS

116 min J YA A 1981 MPI

This adventure-fantasy-comedy is a wildly imaginative trip to a new dimension in time and space crammed with humor, action and spectacular special effects. Young time traveler Craig Warnock encounters Napoleon, Robin Hood and King Agamemnon, as well as the sinking of the Titanic in this spaced-out romp through the heavens and history.

TIME MACHINE

105min J YA A 1979 LUCE

An updated version of H.G. Wells' classic science fiction story about the adventures of a scientist when he invents a machine that allows him to travel back and forth through time.

READ AROUND THE CLOCK - 16MM FILMS

**ALEXANDER AND THE TERRIBLE, HORRIBLE, NO
GOOD, VERY BAD DAY** NY29140
14 min J 1988 AIMS

Seven-year-old Alexander knew the minute he woke up with gum in his hair that it was going to be a very bad day...and he was right! Based on the book by Judith Viorst.
[Children's Stories--Preschool, Juvenile]

**ALL IN THE MORNING EARLY: A SCOTTISH
FOLKTALE** NY00703
10 min J 1969 PHOBFA

In this Scottish counting rhyme Sandy sets forth on an errand, and is joined by one huntsman, two ewes, three gypsies, four farmers, and finally ten bonnie lassies.
[Animation (Cinematography)--Juvenile; Children's Stories--Preschool, Juvenile; Folk-Lore--Juvenile; Picture-Books for Children; Singing Games]

ALL SUMMER IN A DAY NY06379
25 min J YA A 1982 LCA

Margot lives on a planet where the sun shines for only a few minutes once every nine years and where it rains the rest of the time. She wistfully recalls her days on sunny Earth. The other children tease her by locking her in a closet. The sun appears and the children run off to enjoy its warmth, forgetting Margot. When they remember what they did, it's too late. Based on a story by Ray Bradbury.

[Film Adaptations--Juvenile; Science Fiction; Young Adults]

AMERICAN TIME CAPSULE NY00464
3 min YA A 1969 NV PYRA

Originally shown on the "Smothers Brothers Comedy Hour," breaks the time barrier of the U.S. scene from the Declaration of Independence to the present day. Over 1,300 scenes. Cut to the drumbeat of Sandy Nelson.

[Animation (Cinematography); United States--History--19th Century; United States--History--20th Century]

**ANALOGIES: STUDIES IN THE MOVEMENT OF
TIME** NY16342
14 min YA A 1977 MOMA

ANALOGIES is a visual matrix of sequential motion, the logic of which is called into question by the use of time delays and multiple, staggered images that pulsate across the screen. Rose has constructed a film of simple themes and complex variations with a fugal quality that evokes both a musical and dancelike reaction. The setting is a sterile, high-techspace (actually a modern college classroom building) that has a "less is more" aesthetic that forces the viewer to look at and appreciate pure objects like a metal handrail leading down white tiled stairs. The whole experience is enlivened by the filmmaker's presence and spontaneous sense of humor. By Peter Rose.

[Avant-Garde Films]

**ANATOL LIADOV: THE ENCHANTED
LAKE** NY11389
8 min P J YA A 1967 INDE

Conducted by Jonel Perla, the Bamberg Symphony orchestra interprets Liadov's THE ENCHANTED LAKE. Views of moving water, insects, and trees coupled with movement of the camera itself create a visual mood of beauty while following the rhythms of the musical composition.

[Avant-Garde Films; Music]

ANIMALS AT NIGHT NY12298
11 min J YA A 1957 EBE

B&W
Describes the activities of nocturnal animals.
[Animals, Habits and Behavior of; Biology; Zoology]

ANIMALS IN AUTUMN AND WINTER NY21689
11 min P J 1982 EBE

Explores how animals prepare for winter. Shows different adaptations that various animals have made to survive winter. Explains the concepts of migration, hibernation, and food storage. Second edition.

[Animals, Habits and Behavior of--Juvenile; Nature Study--Juvenile]

ANIMALS IN SPRING AND SUMMER NY21691
13 min P J 1983 EBE

Close-up sequences filmed in natural wilderness settings reveal how animals adapt to the yearly cycle of nature which governs their patterns of mating, breeding, and migration.

[Animals, Habits and Behavior of--Juvenile; Nature Study--Juvenile]

ANIMALS PREPARE FOR WINTER NY03534
18 min J YA 1972 IFB

Demonstrates the behavioral and physiological changes warm- and cold-blooded animals undergo as their environments shift with the seasons, and explains how each alteration is advantageous to the animals' survival. Bird migrations, the burrowing of amphibians, and changes in insect populations are shown as are various hibernation habits.

[Animals, Habits and Behavior of--Juvenile; Nature Study; Weather]

AROUND THE BEATLES NY03540
42 min YA A 1964 REEIMA

B&W
Sounds and styles of the 60's shown as the Beatles perform many of their hits plus a lengthy medley. Guest performers include P. J. Proby, Cilla Black, the Vernon Girls and the dynamic Sounds Inc.

[Music]

AUTUMN NY16700
16 min J YA A 1984 NGS

Harvest time arrives. Apples and pears have ripened, and the farmer harvests his corn. In the forest, wild plants produce and disperse seeds. Animals feed on the autumn bounty, storing up winter reserves. Colorful leaves fall, and many birds begin to migrate.

[Nature Study; Weather]

AUTUMN: FROST COUNTRY NY02476
9 min YA A 1969 PHOBFA

The poetry of Robert Frost, the music of Eric Satie, and the sensitive photography of Fred Hudson are combined to create a rare thing in this film. The film opens with Frost's reading of THE ROAD NOT TAKEN, which signals the beginning of a journey and concludes with RELUCTANCE. The two poems frame the film as Frost might have seen it--the New England autumn.

[Poetry]

16mm FILMS

AUTUMN IN NATURE

14 min YA A 1979

NY10380

FILCO

Superbly photographed study of the season. Shows changing weather, leaves and habits of animals. Shot in Western America by Ron Casden.

[Biology; Botany; Nature Study; Weather]

AUTUMN PASTORALE

10 min J 1955

NY07431

PORT

Two children and their dog experience the pleasures of autumn.

[Children's Stories--Preschool, Juvenile; Weather]

BARGAIN DAY

18 min J YA A 1931

NY08257

EASPHE

B&W

Wheeler and Stymie have "the peddlers' craze" and all of Jackie Cooper's belongings are now for sale. With the Little Rascals.

[Children's Stories--Preschool, Juvenile; Comedy]

BEATLES AT SHEA STADIUM

52 min YA A 1965

NY09759

REEIMA

The Beatles' historic concert of August 15, 1965, which drew 56,000 fans who paid \$304,000, a one-night show-business box-office record.

[Rock Music; Music; New York (City)]

BEATLES IN CONCERT I AND II

20 min J YA A 2

NY07248

NCS

B&W

The Beatles perform in a 1964 Washington, D.C. concert.

[Rock Music; Music]

BIRTHDAY MOVIE

11 min J YA A 1984

NY16711

MTOL

Intended to be shown at birthday parties, this fast-paced film humorously explores the history of birthdays and the traditional celebrations of other countries. Also includes questions and answers for a birthday contest.

[Holidays]

BOB'S BUSY DAY

10 min J YA A 2

NY06643

NCS

B&W

A few minutes in the comedy life of Bob Hope.

[Acting; Actors--Biography; Comedy]

BRAND NEW DAY

3 min YA A 1974

NY00082

AARON

This animated film shows a young woman who starts her day by raising her window shade to a beautifully changing scene. An amusing tale with a different ending. Film by Jane Aaron.

[Animation (Cinematography); Avant-Garde Films]

BRAVERMAN'S CONDENSED CREAM OF BEATLES

17 min YA 1973

NY00109

PYRA

A record of the earliest successes and later fame of the Beatles, composed of rare film clips, kinestasis animation of color visuals, and performances, becoming a light-show film event in itself. The music and voices of the Beatles provide great entertainment. Film by Charles Braverman.

[Animation (Cinematography); Avant-Garde Films; Music]

BUTTERFLY

8 min J YA A 1970

NY07477

NV

FILA

Using closeup photography, this film shows the complete life cycle of the swallowtail butterfly. It begins with the laying of an egg, goes through each stage of the butterfly's life and ends with the butterfly starting the cycle over by laying an egg. No Narration.

[Biology; Evolution; Insects]

CANYON

6 min YA A 1970 NV

NY06715

AFA

SIL

The camera perches steadily on a crag and looks at a day passing through the Grand Canyon. Eighteen hours of cosmic time pass by in strangely mystical pulsings of light and shadow created by time-lapse photography. There are no sounds to impair complete visual concentration by the viewer. Made by Jon Jost.

[Geology]

CHILDREN IN AUTUMN

12 min P J 1985

NY27424

EBE

Kristy and her friends learn about the wonders of autumn as they wander through a garden where the fruits and vegetables are ripening, and woods where the animals are busily preparing for winter--touching, tasting, and smelling the beauty of the season. Young viewers learn how plants, animals, and people adjust to fall's cool weather, short days, and changing food supply. Consultant: Bob Deem, Science Coordinator, Elgin, Illinois School District.

[Child Development; Weather]

CHILDREN IN SPRING AND SUMMER

15 min J 1986

NY27776

EBE

A young boy awakens viewers to the unique sights, smells, sounds, and textures of spring and summer.

[Weather]

CHILDREN IN WINTER

12 min P J 1986

NY27423

EBE

Plants, animals, and people prepare for and adapt to the coming of winter. Trees shed their leaves; some animals grow long fur, while others hibernate. This film encourages youngsters to develop their observation skills to determine winter's beginning and end. Consultant: Alan J. McCormack, Ph.D., University of Wyoming.

[Child Development; Weather]

CHRISTMAS EVERY DAY

20 min P J 1988

NY29164

BARR

Tilly's father arrives home from work with gifts and a crystal ornament which according to legend holds a magical fairy with the power to grant special wishes. A warmly humorous animated film, based on the story by William Dean Howells.

[Animation (Cinematography)--Juvenile; Children's Stories--Preschool, Juvenile; Christmas]

CHRISTMAS TIME IN EUROPE

22 min P J YA A 1971

NY03618

CORO

Shows celebrations involving St. Nicholas as patron saint of children in Belgium, Luxembourg and Holland; Pere Noel distributing gifts to children in France and Father Christmas bringing gifts to children in England.

[Christmas; Europe; Holidays]

CHRISTMAS TIME--A HAPPY TIME

10 min P J A 1974

NY10700

PARCOM

Resembling a sparkling, gaily wrapped gift, the film presents the joys that take over a city at Christmas time. The excitement of tree shopping, the miniature dramas in store windows, and other seasonal events will stir up memories and imagination.

[Christmas; Holidays]

CIRCUS DAY

18 min J YA 1966

NY10990

BARR

Tells the colorful story of the old-time big train circus--the parade, putting up the big top, "backyard" life, and the high excitement of the performance. With natural sounds and wonderful music. Revised edition.

[Circus; Recreation]

CITY AT NIGHT NY18590
15 min P J 1971 NV CHUR

Visual and sound impressions of the city at night time without narration.

[City Planning; Community Development]

CLOCKWORKS NY27841
16 min YA A 1981 LCA

In this dramatization, Scotty, a twelve-year-old boy with a form of mental retardation called Down's Syndrome, is taunted by two boys. An adult later refuses to believe that Scotty can be depended upon to do anything right. But through the understanding of a clock repairman, Scotty rises above prejudice and intolerance to reveal that he has ability and a sense of responsibility. This film can be used to show that many retarded people are capable of learning and functioning in society if given the chance.

[Children's Stories--Juvenile, Young Adult; Handicapped; Mentally Handicapped]

CONCERTO GROSSO MODO NY28056
7 min YA A 1985 PYRA

This whimsical introduction to music appreciation, musical notation, and symbols dissolves from a live orchestra playing to an animated construction crew building its own score. The notes, working from a blueprint of sheet music, assemble a staff and add measures, clef signs, sharps and flats, and holds, to create a composition. May be used by music instructors or those interested in learning about composition and theory as a discussion-starter on pitch, duration, intensity, and color; to interpret tempo into allegro, largo, lento, presto, and forte; and to introduce rhythm, melody, and chords. Produced by the National Film Board of Canada. Directed and written by Francois Aubrey. Music by Andre Angelini. 1987 ALA Notable Film for Young Adults; winner of the American Film and Video Festival 1988: Red Ribbon, Art and Humanities.

[Animation (Cinematography); Music]

CORNET AT NIGHT NY02717
15 min J 1964 NFBC
B&W

A warm and humorous tale of a young farm boy living in an isolated area, who brings home an itinerant musician to help with the harvesting. The musician's cornet playing is the family's first real contact with the outside world. A dramatization of the short story by Sinclair Ross.

[Fantasy]

CUCKOO CLOCK THAT WOULDN'T CUCKOO NY01991
11 min P J 1958 CORO

This is the animated story of a silent little cuckoo bird in the royal cuckoo clock, and of how Hans Ticktocker, master clockmaker, broke the spell of her silence and helped her to cuckoo once again.

[Animation (Cinematography)--Juvenile]

DAY AT THE STUDIO NY06765
14 min J YA A 2 NCS
B&W

Classic Laurel and Hardy comedy

[Comedy]

DAY IN AMERICA NY18714
29 min J YA A 1969 NAC

Presents a day in America from dawn through evening hours showing people from all walks of life.

[Sociology; United States--Social Life and Customs]

DAY IS TWO FEET LONG NY18715
9 min P J 1967 WW

The Haiku experience is created visually through use of natural sounds and subtle color photography.

[Poetry]

DAY OF THE HORSE NY13476
10 min YA A 1974 FILCO

The "good old days" were not as romantic and carefree as we often recall them as being. Still, the period of the 1890s and 1900s did possess the graciousness of a slower moving society--"The Day of the Horse." Man made things with his hands and left the human imprint on stone, wood, glass, and iron. As the horse was replaced by the automobile so was much that we admired in this gentle way of life.

[Automobiles; Horsemanship; Technology--Social Aspects; United States--History--19th Century; United States--Social Life and Customs]

DECEMBER HOLIDAYS NY26469
15 min P J YA A 1982 PHOBFA

Posadas, Chanukah, and Christmas come from different traditions. In this film, each holiday celebration is self-contained and shown as a separate celebration. Each honors the religious spirit and uses the symbols of light and warmth to tell its story. The symbols, gifts, songs, and foods are beautifully dramatized by the celebrations of three families.

[Christmas; Holidays; Judaism]

DISCOVERING JAZZ NY04859
21 min J YA A 1969 PHOBFA

The history of jazz is traced from its roots in nineteenth-century America, as the Black American added rhythmic and melodic freedom to the harmony and structure of European music and made a primary contribution to American culture. Dixieland, blues, swing, bop, cool jazz, funky and free improvisational jazz keep changing as musicians add their ideas to this uniquely American art form.

[Afro-Americans--Songs and Music; Evolution; Music]

DISNEY'S WONDERFUL WORLD OF WINTER NY20191
10 min P 1983 DISNEY

Goofy and Stanley the snowman, a professor of winterology, examine the three holidays that winter brings: Thanksgiving, Christmas, and New Year.

[Animation (Cinematography)--Juvenile; Children's Stories--Preschool, Juvenile; Holidays]

EGG BECOMES A CHICK NY16849
11 min P J 1972 CORO

Basic explanation of how and why some chicken eggs hatch but others do not, with details about incubation, growth of the embryo, and hatching. Narrated by a teacher and two elementary students. Time-lapse photography shows the growth of the embryo, including heartbeat at 4 days, hatching in 3 weeks, and early growth.

[Animals, Habits and Behavior of--Juvenile; Embryology; Nature Study--Juvenile; Zoology]

ESKIMO SUMMER NY13496
15 min J YA A 1970 IFB

The difficult life of the Eskimos, in which everything that nature offers is used to its fullest extent by incomparably cheerful people, is depicted in this informative and absorbing film.

[Alaska; Arctic Regions; Mental Health; Natural Resources; Nature Study]

16mm FILMS

ETHNIC DANCES AROUND THE WORLD

24 min YA A 1983

NY23376

PHOBFA

Suggesting that life is controlled by rhythmic beat and everything we do involves rhythm, this film shows the quite different ways people around the world dance and the narrator talks about their reasons for dancing. Examples of ethnic dances come from the Americas, Asia, Africa, Europe and Australasia. The color and the music in this film add to its appeal. Written and produced by Wayne Mitchell.

[Dancing]

FILMMAKING EXPERIENCE (NIGHT BEFORE CHRISTMAS)

10 min J YA 1974

NY00296

SEM

The film, TWAS THE NIGHT BEFORE CHRISTMAS, originated as a project for an Eighth Grade art class. The children decided to produce a 16mm film based on the poem A VISIT FROM ST. NICOLAS, by Clement Moore. From set and figure design, to the carefully planned animation, we share in the children's experience through this charming film.

[Christmas]

FIREWORKS

8 min J YA A 1979

NY02107

SERBUS

Presents a behind-the-scenes look at a major Fourth of July aerial display. Shows what the shells look like and how they are set up. During the show, the camera focuses on the shooter as he moves from mortar to mortar firing the big shells and shell clusters.

[Holidays; United States--Social Life and Customs]

FOX WENT OUT ON A CHILLY NIGHT

8 min P J 1969

NY00193

WWS

Another traditional folk favorite tells how Mr. Fox raids the farm to feed his family--and of the exciting chase that ensues. Uses illustrations from the book by Peter Spier. Folk song is sung by Molly Scott, and then words are superimposed on still pictures for the audience to sing with her.

[Children's Stories--Preschool, Juvenile; Folk-Lore--Juvenile; Picture-Books for Children; Singing Games]

GEOLOGIC TIME

6 min YA A 1989

NY30947

NV FILM

A fully hand-drawn film which provides a poetic examination of landform dynamics, catastrophe and change. This "animated lyric" arises from a scientific metaphor but comes to be about nature, landscape, time and perception. A film by Skip Battaglia. Winner, Best Animation, 1990 Ann Arbor Film Festival; Best Concept, American Society of Independent Film Animators.

[Animation (Cinematography); Geology]

GLORY OF SPRING

10 min YA A 1954

NY10442

IFB

Time-lapse photography condenses days into seconds as tiny winter buds, shrubs, and trees unfold their colorful springtime flowers. White and red crabapple, dogtooth violet, mayapple, hepatica, bloodroot, fern, jack-in-the-pulpit, and shooting star are some of the delicate species shown.

[Botany; Flowers; Trees; Weather]

GOOFY LOOKS AT VALENTINE'S DAY

10 min P J YA A 1983

NY04291

DISNEY

A film that describes the symbols and traditions of Valentine's Day. Cupid's helpers - Val and Tiny teach Goofy as other Disney characters illustrate Valentine's Day customs.

[Animation (Cinematography)--Juvenile; Holidays; United States--Social Life and Customs]

HALLOWEEN IS GRINCH NIGHT

23 min P J 1987

NY25974

PHOBFA

Everyone who lives in Whoville knows that when a storm starts howling, the grinch starts growling. Then it is best to stay inside, especially if it is also Halloween night--the night the Grinch terrorizes the town every year. But this year, young Eucariah goes off into the storm and dares the Grinch to do his worst! Will Eucariah with his new-found courage save the town of Whoville? Based on the book by Dr. Seuss. Animated.

[Animation (Cinematography)--Juvenile; Children's Stories--Preschool, Juvenile; Film Adaptations--Juvenile; Picture-Books for Children]

HAPPY BIRTHDAY, MOON

7 min P J 1985

NY21590

WWS

Bear travels across river, forest, and mountain to give Moon a birthday present. He thinks the echoes of his own voice are Moon's answer to his questions in this friendship exchange. Based on the book by Frank Asch. Directed and animated by Daniel Ivanick. Produced by DMI Productions. Producer: Paul Gagne. Narrator: Melissa Leebaert. Music: Ernest Troost.

[Animals, Legends and Stories of--Juvenile; Animation (Cinematography)--Juvenile; Children's Stories--Preschool, Juvenile]

HOW TO MEASURE TIME

11 min P J 1962

NY19933

EBRA*

Explains how any device with a steady repeating action can serve as a clock to measure time intervals.

[Science]

HUMPBAC WHALE: SUMMER A TIME FOR FEEDING

21 min P J YA A 2

NY11678

MOON

The humpback whale in its summer home off the Alaskan Coast. Underwater scenes plus spectacular shots of the whales surfacing.

[Alaska; Fishes; Marine Biology; Nature Study]

IN A SPRING GARDEN

6 min P J 1967

NY00577

WWS

The collages of Ezra Jack Keats from his book of the same title illustrate the haiku; selected and recited by Richard Lewis.

[Children's Stories--Preschool, Juvenile; Picture-Books for Children; Poetry]

IN THE NIGHT KITCHEN

6 min P J 1986

NY26940

WWS

A treat for kids from Maurice Snedak's book is this comic fantasy about Micky and his adventures amid the cake bakers of the night kitchen.

[Animation (Cinematography)--Juvenile; Children's Stories--Preschool, Juvenile; Film Adaptations--Juvenile; Picture-Books for Children]

JOURNEY INTO TIME

14 min J YA A 1960

NY17253

VIKI

Through the use of animation, shows the probable condition of the earth in its primeval state before there was any life on it. The picturing of animal and plant types as "living" organisms in their probable development through geologic ages makes the presentation much more vital than does the usual study of fossils.

[Animation (Cinematography); Geology; Paleontology]

LA OFRENDA: THE DAYS OF THE DEAD NY30997

50 min YA A 1989

DIRCIN

Explores the Mexican tradition of welcoming the dead with flowers, food and mementos of their days on earth, during the annual celebration of the Day of the Dead on November 1st and 2nd. Examines the pre-Hispanic roots of the observance and its present-day celebration in Mexico and the United States. Produced and directed by Lourdes Portillo and Susana Munoz.

[Death; Holidays; Mexico; Religion]

LILITH SUMMER

28 min J YA A 1985

NY20582

AIMS

Depicts the development of strong bonds between an eleven-year-old girl and a seventy-seven-year-old woman after they are tricked into believing they are paid companions for each other. A film by Bernard Wilts. Director: Dianne Haak.

[Aged; Interpersonal Relations]

LITTLE RED RIDING HOOD: A BALINESE-OREGON ADAPTATION

17 min P J YA A 1979

NV

NY09054

TEXT

Using Balinese masks, dance and music, this folktale is set in a forest on the Oregon coast. The characters are introduced with a time-lapse vision of the wooden masks being carved. Mimes don the masks and are accompanied by a woodwind (Balinese and Western) quintet. No narration. By David Sonnenschein.

[Folk-Lore; Pantomimes]

MABEL'S BUSY DAY

10 min J YA A 1914

NV

NY04932

NCS

B&W SIL

Mabel peddles hot dogs at the auto racetrack. Charlie Chaplin, after a visit to a saloon, butts in, swipes the sausages one by one and eventually bankrupts Mabel.

[Comedy; Silent Films]

MAGICAL MYSTERY TOUR

52 min YA A 1967

NY06995

NCS

A psychedelic journey with the Beatles aboard a magical bus. The film presents the music from the classic album of the same name in a unique visual style. Introduces the characters of the four wizards, the eggman, the walrus and many others. Starring: The Beatles. Directed by Dennis O'Dell.

[Music; Recreation]

METER AND RHYTHM

29 min YA A 1956

NY19503

NET

B&W

Discusses rhythm as the punctuation in the language of music. Illustrates tempo, pulse, rhythm, meter, and accent with musical selections.

[Music]

MIXUMMER DAY DREAM

11 min P J YA A 1971

NV

NY09409

ACI

Experimental optical effects are combined with ballet in an unusual film from Holland. A composer is working out a music idea on the piano. As he plays, a group of dancers invade the room, appear and disappear, divide and multiply, moving out into the garden and returning. No narration but a special score.

[Avant-Garde Films; Ballet; Dancing]

MOLE AS A WATCHMAKER

6 min J 1977

NV

NY03071

PHOBFA

Mole's encounter with a cuckoo ends in disaster for the bird. All of Mole's ingenuity is required to get things put to rights again. Animated. MOLE SERIES.

[Animals, Legends and Stories of--Juvenile; Animation (Cinematography)--Juvenile; Children's Stories--Preschool, Juvenile]

MOON MAN

8 min P J

1967

NY00489

WWS

The man in the moon, bored with his life, longs to join in the fun he sees people having on earth. He catches a shooting star and rockets down, only to be treated as an invader. He is captured and imprisoned, but manages to escape. Disillusioned with life on earth, the Moon Man returns to his "shimmering seat in space." From the book by Tomi Ungerer.

[Animation (Cinematography)--Juvenile; Children's Stories--Preschool, Juvenile; Fantasy; Film Adaptations--Juvenile]

MORNING SPIDER

30 min YA A

1976

NV

NY07895

PYRA

The famous mime, Julian Chagrin, portrays a hardworking clumsy spider who meets up with a gang of mosquitos and various other insect creatures before he finds a romantic ending with one of his own kind.

[Insects; Pantomimes]

MOUNTAIN DAY

9 min YA A

1971

NY06200

BARR

A variety of photographic techniques create a visual poem that follows three young people on horseback as they explore and experience the beauties of the mountain environment.

[Horsemanship; Mountains]

NIGHT AT THE OPERA

93 min YA A

1935

NY12557

PEND

B&W

The Marx Brothers at their peak in this satire on pomp surrounding grand opera. Groucho, with dubious assistance from his brothers, crosses the ocean with an Italian opera company and contrives to get two young singers a break. Their best foil, dowager Margaret Dumont, is a patron of the arts. Groucho's stateroom sequence and Harpo's backstage chase are comedy classics. With Kitty Carlisle and Allan Jones.

[Comedy; Feature Films]

NIGHT BEFORE CHRISTMAS

10 min P J YA A

1968

NY02324

AIMS

This is a unique film edition of the treasured poem. Using original music as sung and spoken by Jerry Styner, the film utilizes a delightful three-dimensional animation technique.

[Animation (Cinematography)--Juvenile; Christmas; Poetry]

NIGHT BEFORE CHRISTMAS

11 min P J

1955

NY08854

EBE

Based on the poem by Clement C. Moore, a professor of Oriental and Greek literature, who wrote poetry as a part-time activity, chiefly for the entertainment of his three children. A VISIT FROM ST. NICHOLAS was first published anonymously in the Troy, New York Sentinel.

[Christmas; Film Adaptations; Literature]

NIGHT BEFORE CHRISTMAS

7 min P J YA A

1933

NY19637

DISNEY

Animated version of the famous poem by Clement C. Moore.

[Animation (Cinematography); Animation (Cinematography)--Juvenile; Christmas]

NIGHT BEFORE CHRISTMAS

28 min J YA A

1972

NY02325

PROUNL

A full-color, half-hour animated film of the little-known true story of how Clement C. Moore came to write the immortal Christmas favorite... featuring the renowned Norman Luboff Choir and orchestra in a joyous array of seasonal songs that bring back fabled Yuletide sleigh rides, taffy pulling and holiday festivities. Has an enchanting appeal for the whole family.

[Folk Music; Animation (Cinematography); Biography; Christmas]

16mm FILMS

NIGHT IN A PET SHOP

14 min J 1959
B&W

Shortly after the pet shop owner departs for home, a black cat and a baby orangutan start investigating tropical fishbowls and bird cages. Very amusing story for all children.

[Animals, Legends and Stories of--Juvenile; Children's Stories--Juvenile, Young Adult; Children's Stories--Preschool, Juvenile]

NY01782

CRMMGH

NIGHT ON BALD MOUNTAIN

8 min YA A 1932
B&W

One of the first animated films ever made creates a visual mood for Moussorgsky's music.

[Animation (Cinematography); Music]

NY07909

FI

NIGHT THE ANIMALS TALKED

27 min J 1971

NY02327

CRMMGH

An animated film about the Nativity as seen through the eyes of the animals in the stable.

[Animation (Cinematography)--Juvenile; Children's Stories--Preschool, Juvenile; Christmas]

NOISES IN THE NIGHT

9 min P J 1971

NY03114

PHOBFA

Animated film telling how a little girl learns that strange night noises are friendly ones after all.

[Animation (Cinematography)--Juvenile; Children's Stories--Preschool, Juvenile]

OF MOUSE AND BEN

9 min J 1986

NY27813

IFB

The animated saga of Igor, the mouse, as he searches for his dream home in Big Ben, the famous clock of London. Produced by Zagreb Films. Part of the "Professor Balthazar" series.

[Animation (Cinematography)--Juvenile; Children's Stories--Preschool, Juvenile]

OH, WHAT A NIGHT

8 min YA A 1914

NY16072

NV SENNET

Charlie Chaplin, Fatty Arbuckle and others. Sound is old-time piano.

[Comedy; Silent Films]

OLD ASTRONOMICAL CLOCK

13 min YA A 1976

NY10072

PHOBFA

Dramatizing the legendary creation of Prague's Old Town Hall astronomical clock, this animated film features delicately carved wooden characters whose immobile faces mysteriously seem to express mood. The story of Master Hanus' disastrous selection of the town's 11 aldermen and local executioner as models for these figures is suspensefully retold.

[Animation (Cinematography); Astronomy; Technology--Social Aspects]

ON THE TWELFTH DAY

22 min YA A 1964

NY00352

FI

Entertainingly depicts what happens when a suitor takes the old Christmas carol seriously and gives to his true love: twelve partridges in pear trees, twenty-two turtle doves, thirty French hens, thirty-six calling birds, forty gold rings, forty-two geese a-laying, swans a-swimming, forty maids a-milking, thirty-six ladies dancing, thirty lords a-leaping, twenty-two pipers piping, and twelve drummers drumming.

[Christmas]

ONE MONDAY MORNING

10 min P J 1972

NY01170

WWS

The stark reality of a New York tenement street is juxtaposed with a little boy's fantasy world in this delightful story. He daydreams about a royal procession which never finds him at home. Counterpointed against the rich illustrations and courtly medieval music are scenes of the drab city with its gray hues, honking taxis, and wailing sirens, and the mundane errands that occupy the boy's time. Based on the book of the same title by Uri Shulevitz.

[Animation (Cinematography)--Juvenile; Children's Stories--Preschool, Juvenile; Picture-Books for Children]

ONSET

4 min YA A 1968

NY12571

OP

A psychedelic spectacular with flashing scenes to background music by the Beatles.

[Avant-Garde Films; Music]

PARADE, PARADE

11 min P J 1973

NY03988

PARCOM

This story of a Fourth of July parade begins with the grandstands being erected and the eager participants arriving in the assembly area. From then on, a panorama of bands, flags, floats and clowns unfolds.

[Holidays; Recreation; United States--Social Life and Customs]

PEANUT BUTTER AND JELLY

2 min J YA A 1976

NY03158

UNIF

Using time-lapse photography, Eliot Noyes films his brother eating this all-time favorite. The result is gluttony at its finest and lots of fun!

[Allegory; Food]

PERFECT DAY

27 min P J 1988

NY29412

CHUR

Ramona's Aunt Bea announces her plans to marry Howie's Uncle Hobart. When things go wrong during the church ceremony, Ramona saves the day. Story by Beverly Cleary. Part of the RAMONA series. RAMONA SERIES.

[Children's Stories--Preschool, Juvenile; Film Adaptations--Juvenile]

PERFECT DAY

21 min J YA A 1929
B&W

NY03164

EASPHE

Laurel and Hardy in one of their first sound films. The boys are preparing to go on an outing in their now vintage car with their wives and Mr. Hardy's brother-in-law, played by Edgar Kennedy. They never make it.

[Comedy]

PET SHOP AT NIGHT

14 min P J YA A 1959
B&W

NY12054

NV XZ

Suspense and humor abound in this film about a black cat and a baby orangutan who explore the pet shop after the shopkeeper has left for the night. No narration.

[Children's Stories--Preschool, Juvenile; Pets]

POW WOW

7 min YA A 1960
B&W

NY09506

FI

An uproarious experience watching the University of Minnesota marching band practicing in the rain. By Allen Downs and Jerome Liebling.

[Band Music; Music; Satire]

RAMONA'S BAD DAY

27 min P J 1988

NY20416

CHUR

Ramona has a bad day, everything seems to go wrong. Despite her setbacks, she comes to realize that even good people have bad days. Story by Beverly Cleary. Part of the RAMONA series. RAMONA SERIES.

[Children's Stories--Preschool, Juvenile; Film Adaptations--Juvenile]

SILENT NIGHT, HOLY NIGHT

11 min J YA A 1951 NV AUSINS* B&W

NY12652

The story of Christmas Eve in the little Austrian village of Oberndorf, where the most beloved of all Christmas carols was composed. There is a background of music but no narration.

[Austria; Christmas; Music; Voyages and Travel]

SILENT NIGHT: STORY OF THE CHRISTMAS CAROL

14 min J YA A 1953 CORO

NY00297

Filmed in Austria, this film presents the history of the most inspiring of all Christmas carols. We see how a poem on the beauty of the Christmas season was later set to music, and how it traveled from the small, remote villages of the Alps, all over the world to become a universal symbol of the Christmas spirit.

[Christmas]

SNOWY DAY

6 min P J 1964 WWS

NY00566

Animated presentation of the book by Ezra Jack Keats, which was awarded the 1963 Caldecott Medal for most distinguished picture book of the year. The silent beauty of a city snow is captured as Pete takes solitary delight in sliding down mountains of snow and taking a snowball home.

[Animation (Cinematography)--Juvenile; Children's Stories--Preschool, Juvenile; Picture-Books for Children]

SPRING FEVER

13 min J YA A 1951 NV CINEIG B&W SIL

NY13850

An innocent romp in the park turns into a slapstick chase when Harold Lloyd steps out with the wrong girl.

[Comedy; Silent Films]

STARS AND STRIPES

3 min J YA A 1950 IFB

NY06500

Like fireworks, animated versions of stars and stripes cavort on the screen to rousing march music. By Norman McLaren. Part of the "McLaren Films" series.

[Music; United States--Social Life and Customs]

STRANGE BIRD

10 min P J 1975 IFB

NY08066

This nonnarrated animated film tells the story of the crow that finds an extra egg for the unhappy cuckoo, the only bird in the forest that has no egg to hatch. The egg hatched by a cuckoo turns out to contain an alarm clock; but, after all, alarm clocks have their uses.

[Birds; Children's Stories--Preschool, Juvenile]

SUMMER

16 min J YA A 1984 NGS

NY16707

An overview of summer. Warm sunshine and long days nurture a season of growth and activity. Farm crops mature. Bees collect pollen and nectar. Birds feed their young. Deer browse in the forest. A caterpillar becomes a monarch butterfly.

[Nature Study; Weather]

SYNCHROMY

7 min J YA A 1971

NY10192

LC

With only a camera to "play the tune" Norman McLaren uses moving colors to compose the piano rhythms of the soundtrack so that, in effect, you see what you hear.

[Avant-Garde Films; Music; Psychology]

TIME MACHINE

97 min J YA A 1979 ED

NY17999

LUCE

H. G. Wells' classic science fiction story about the adventures of a scientist when he invents a machine that allows him to travel back and forth through time. Updated version.

[Feature Films; Film Adaptations; Science Fiction]

TIME MACHINE

103 min J YA A 1960

NY04604

MGMUA

The inventor of a time machine travels to the year 802,701 from the year 1900. He returns to his own time but decides to spend the remainder of his life in the future. With Rod Taylor. Based on the book by H. G. Wells.

[Feature Films; Film Adaptations; Science Fiction]

TIME OF THE HORN

7 min J 1965 NV JOUR B&W

NY00716

A small boy retrieves a discarded trumpet and loses himself in a jazz fantasy of his own imagining. Musical background is a Duke Ellington composition interpreted by Jonah Jones. No narrative is used.

[Children's Stories--Preschool, Juvenile; Music]

TIME OF WONDER

13 min J 1961

NY0074

WWS

Watercolors and rhythmic prose of Robert McCloskey's Caldecott Medal award-winning book describe the wonders of nature and the four seasons on a Maine Island to the accompaniment of a delicate playing piano. Produced and directed by Morton Schindel. Iconographic animation.

[Animation (Cinematography)--Juvenile; Children's Stories--Preschool, Juvenile; Film Adaptations--Juvenile; Picture-Books for Children]

TRIP

5 min J 1980

NY01050

WWS

Louie is lonely in a new neighborhood away from his friends. He converts a shoebox into a diorama of the city landscape and suddenly Louie is actually flying his plane high over the moon and back to his old neighborhood! There, frightening voices and shadowy shapes pursue him, until cries of "trick or treat" disclose who the figures really are--and Louie discovers that friends are friends wherever one happens to be. Based on the book by Ezra Jack Keats. Winner of the Houston International Film Festival: Bronze Award. Produced by Morton Schindel. Iconographic, with limited animation.

[Animation (Cinematography)--Juvenile; Children's Stories--Preschool, Juvenile; Holidays]

USA FILM

17 min J YA A 1977

NY10237

PHOBFA

A breathtaking view of America, in one continuous zoom. Almost 4,000 miles, from coast to coast, are seen as if the viewer were traveling in an automobile at about 14,000 miles per hour. An excellent example of time-lapse technique compressing a cross-country trip of several days' duration into a fast and furious 17 minutes.

[Avant-Garde Films; United States--Description and Travel; United States--Social Life and Customs; Voyages and Travel]

16mm FILMS

VERY SPECIAL DAY

19 min J 1967

NY00118

UEVA

A delightful adventure story of a little girl and a boy who befriends her when her dog runs away at Coney Island. Based on human values, this proves that a right decision brings just rewards.

[Children's Stories--Juvenile, Young Adult]

WHAT IS RHYTHM?

11 min J YA A 1966

NY10818

FAC

The concept of rhythm is presented as part of the things we do and the games we play. Animation and familiar tunes help to introduce rhythm as a consistent element in songs, dances, and games, and then, with graphic illustrations, rhythm is shown related to art, design, architecture, and many occurrences in daily life. The emotional and visual qualities of rhythm are also presented.

[Dancing; Games; Music; Psychology]

WILDER SUMMER

28 min YA 1984

NY27906

LCA

Based on the novel by Stephen Krensky. Summer camp is the setting of this warmly funny story, filled with the adventures of young people from various backgrounds who change and grow during their time together. LEARNING TO BE HUMAN SERIES.

[Camping; Children's Stories--Juvenile, Young Adult; Film Adaptations--Juvenile]

WINDY DAY

10 min J 1968

NY01221

FI

An exploration of the child's world of innocence and fantasy, in which two young girls muse about romance, marriage, growing up, and dying as they playact on a windy day in the summertime.

[Children's Stories--Juvenile, Young Adult]

WINNIE THE POOH AND A DAY FOR EYORE

25 min P J 1984

NY04265

DISNEY

A classic Disney adaptation of the A. A. Milne characters Pooh, his friends and Christopher Robin. Eeyore's birthday gets forgotten, but it ends in a happy day for all. Based on the book by A. A. Milne. Winner of the CINE Golden Eagle Award: National Educational Film Festival. Produced and directed by Rick Reinert. Written By Peter Young, Steve Hulet, and Tony L. Marino. Animated by Ennis McNulty and Dave Bennett. Edited by Chuck Gladden. Narrated by Laurie Main.

[Animals, Legends and Stories of--Juvenile; Children's Stories--Preschool, Juvenile; Film Adaptations--Juvenile]

WINNIE THE POOH AND THE BLUSTERY DAY

25 min P J 1971

NY01529

DISNEY

A blustery day and an ensuing storm cause great damage in the Hundred Acre Wood, and the wind topples over Owl's tree house. Then a series of chance happenings result in nervous Pooh's rescuing Piglet from the river. A party is planned to honor the hero; but when Piglet offers his house to Owl, the party becomes a two-hero one in which Pooh and Piglet are honored for their good deeds. Winner of the 1968 Academy Award: Best Cartoon Short Subject. Based on the books by A. A. Milne; illustrated by Ernest H. Shepard. With the voices of Sebastian Cabot, Sterling Holloway, John Fiedler, Jon Walmsley, Hal Smith, Ralph Wright, Junius C. Matthews, Howard Morris, Barbara Luddy, Clint Howard, and Paul Winchell. Directed by Wolfgang Reitherman. Story: Larry Clemmons, Ralph Wright, Julius Svendsen, and Vance Gerry.

[Animation (Cinematography)--Juvenile; Children's Stories--Juvenile, Young Adult; Children's Stories--Preschool, Juvenile]

WINNIE THE POOH AND THE BLUSTERY DAY

25 min P 1981

NY20651

DISNEY

A blustery wind sweeps through the Hundred Acre Wood, toppling Owl's tree home, and making everyone, especially Pooh very uneasy. He spends a restless night guarding his home, falls asleep and dreams of marauding Heffalumps and Woozles.

[Animation (Cinematography)--Juvenile; Children's Stories--Juvenile, Young Adult; Children's Stories--Preschool, Juvenile; Film Adaptations]

WINNIE THE POOH DISCOVERS THE SEASONS

8 min P J 1982

NY01398

DISNEY

Christopher Robin presents Pooh with an interesting new gift--a calendar. Pooh has never seen one before, and Christopher Robin explains that it's a way of keeping track of the days, weeks, months, and seasons. As if by magic, the pages of the calendar flip from one season to another, showing us the different changes that occur.

[Animation (Cinematography)--Juvenile; Children's Stories--Juvenile, Young Adult; Children's Stories--Preschool, Juvenile]

WINTER OF THE WITCH

26 min J 1969

NY01338

LCA

When Nicky and his mom move to an old country house they are rather surprised to learn that the house is already inhabited by a three-hundred-year-old witch. With all of the misery in this world, the witch feels no one needs witches anymore. Together they invent happiness pancakes and bring joy to everyone in the town. Based on the book "Old Black Witch." Fun for families. Hermione Gingold as the witch. Narrated by Burgess Meredith. Produced by Parents' Magazine Films.

[Children's Stories--Preschool, Juvenile; Picture-Books for Children]

WIZARD OF SPEED AND TIME

3 min J YA 1980

NY03491

PYRA

A zany film of stunning visual effects in which the Wizard dashes around the country accomplishing great feats and enchanting fans. He arrives in Hollywood, slips on a banana peel, flips over a 747 jet, and lands in a movie studio. By Mike Jittlov.

[Animation (Cinematography)--Juvenile; Fantasy]

WONDERFUL WORLD OF WINTER

10 min J YA A 1983

NY16220

DISNEY

A celebration of winter, featuring Goofy and other Walt Disney characters. A snowman teaches them the history and traditions of winter's big holidays: Thanksgiving, Christmas and New Year's.

[Children's Stories--Preschool, Juvenile; Christmas; Holidays]

WYNKEN, BLYNKEN AND NOD

4 min J 1971

NY01253

WWS

This film is a sentimental bedtime story of Wynken, Blynken, and Nod, who sail through the dew in a boat made from a wooden shoe. From the book by Eugene Field.

[Animation (Cinematography)--Juvenile; Children's Stories--Preschool, Juvenile; Film Adaptations--Juvenile]

READ AROUND THE CLOCK - VIDEOS

1984 SUMMER OLYMPICS HIGHLIGHTS

90 min J YA A 1984

NY20678

ABCVE

Edited ABC Sports coverage of the Los Angeles Summer Games.

[California; Olympic Games; Sports; Television Adaptations]

ALEXANDER AND THE TERRIBLE, HORRIBLE, NO GOOD, VERY BAD DAY

14 min J 1988

NY28214

AIMS

Seven-year-old Alexander knew the minute he woke up with gum in his hair that it was going to be a very bad day...and he was right! A production by Bernard Wilts. Director, Dianne Haak. Winner, Bronze Medal, Houston International Film & Video Festival.

[Children's Stories--Preschool, Juvenile; Film Adaptations--Juvenile]

ALISTAIR'S TIME MACHINE

29 min J 1991

NY31461

GPNTV

The book by Marilyn Sadler, illustrated by Roger Bollen, tells the story of a boy who builds his own time machine. Then LeVar Burton introduces some wacky inventions from the past that never quite caught on. Review books: FIND WALDO NOW by Martin Handford; THE MANY LIVES OF BENJAMIN FRANKLIN by Ailiki; WHAT DOES IT DO? INVENTIONS THEN AND NOW by Daniel Jacobs. A production of Great Plains National/Nebraska ETV Network and WNED-TV, Buffalo and produced by Lancit Media Productions. Guide to series available on request. READING RAINBOW SERIES.

[Children's Stories--Preschool, Juvenile; Inventions; Picture-Books for Children]

ALL SUMMER IN A DAY

25 min J YA A 1982

NY24009

LCA

Margot lives on a planet where the sun shines for only a few minutes once every nine years and where it rains the rest of the time. She wistfully recalls her days on sunny Earth. The other children tease her by locking her in a closet. The sun appears and the children run off to enjoy its warmth, forgetting Margot. When they remember what they did, it's too late. Based on a story by Ray Bradbury.

[Film Adaptations--Juvenile; Science Fiction; Young Adults]

AMAH! AND THE NIGHT VISITORS

52 min YA A 1979

NY28632

BAKTAY

Commissioned by NBC and first seen in 1951, this operatic Christmas story, filmed in London and the Holy Land, features libretto by Gian Carlo Menotti. With Teresa Stratas, Robert Sapolsky, the Ambrosian Opera Chorus and Philharmonia Orchestra conducted by Jesus Lopez-Cobos. Directed by Arvin Brown. Producers: Alvin Cooperman, Judith DePaul.

[Operas; Children's Stories--Juvenile, Young Adult; Christmas]

ANIMALS IN AUTUMN AND WINTER

11 min P J 1982

NY21688

EBE

Explores how animals prepare for winter. Shows different adaptations that various animals have made to survive winter. Explains the concepts of migration, hibernation, and food storage. Second edition.

[Animals, Habits and Behavior of--Juvenile; Nature Study--Juvenile]

ANIMALS IN SPRING AND SUMMER

13 min P J 1983

NY21690

EBE

Explores the environmental changes that take place between winter and spring. Shows the habits of various mammals and birds and the tasks they perform in spring and summer. Explains the differing lifestyles of herd animals, migratory animals, burrowing animals, and predators. Second edition.

[Animals, Habits and Behavior of--Juvenile; Nature Study--Juvenile]

ARTHUR CELEBRATES THE HOLIDAYS

40 min P J 1985

NY24012

RANHO

Presents five stories based on the books by Marc Brown. Cartoonlike characters experience various seasonal festivities: Halloween, Thanksgiving, Christmas, Valentine's Day, and April Fool's.

[Children's Stories--Preschool, Juvenile; Christmas; Film Adaptations--Juvenile; Holidays]

BIRTHDAY MOVIE

11 min J YA A 1985

NY26998

CHITAY

A "Birthday Spirit" guides viewers to different parts of the world to show how birthday traditions are celebrated. In Austria they decorate the birthday person's chair, in Mexico they fill colorful pinatas with treats, and in England they dole out "bumps." Produced by Made-to-Order Library Productions. Winner, CINE Golden Eagle.

[Holidays]

BLACK MUSIC IN AMERICA: THE SEVENTIES

32 min YA A 1979

NY31455

CORO

A musical excursion through the world of black music in the 1970s from the Motown sound of Diana Ross to the disco beat of Donna Summer. The film includes clips of over seventy-five groups, showing the growth and influence of black music and performers of this decade.

[; Afro-Americans--Songs and Music; Music]

CATERPILLAR AND THE POLLIWOG

7 min P J 1988

NY28221

WWS

"When I grow up, I'm going to turn into something else," the caterpillar boasts to her friends. When polliwog discovers that he, too, will turn into something else, he tells caterpillar, and off they go to change into butterflies.

[Animation (Cinematography)--Juvenile; Children's Stories--Preschool, Juvenile; Film Adaptations--Juvenile]

CHILDREN IN AUTUMN

12 min P J 1985

NY23366

EBE

Kristy and her friends learn about the wonders of Autumn as they wander through a garden where the fruits and vegetables are ripening, and woods where the animals are busily preparing for winter--touching, tasting, and smelling the beauty of the season. Young viewers learn how plants, animals, and people adjust to Fall's cool weather, short days, and changing food supply. And the joys of observing seasonal changes are discovered. The children make a collection of leaves, acorns, and flowers, as signs of the season. Changes in everyday and sports activities are discussed. Consultant: Bob Deem, Science Coordinator, Elgin, Illinois School District. Study guide available.

[Child Development--Weather]

VIDEOTAPES

CHILDREN IN WINTER

12 min P J 1986

NY23360

EBE

Plants, animals, and people prepare for and adapt to the coming of winter. Trees shed their leaves; some animals grow long fur, while others hibernate. This program encourages youngsters to develop their observation skills provides a concept of the season and seasons in general, and define winter's beginning and end. Consultant: Alan J. McCormack, Ph.D., University of Wyoming. Study guide available.

[Child Development; Weather]

CHRISTMAS TIME IN EUROPE

21 min P J YA A 1971

NY26087

LCA

A look at family holiday customs in Great Britain, France, Luxembourg, Belgium, and Holland.

[Christmas; Europe; Holidays]

COMPLEAT BEATLES

119 min YA A 1982

NY05295

MGMUA

A "rockumentary" tracing the Beatles' career from their early days in the Cavern Club through eight years of performances, tours, films, and recording.

[Rock Music; Music]

CONCERTO GROSSO MODO

7 min YA 1985

NY27742

PYRA

This whimsical introduction to music appreciation, musical notation, and symbols dissolves from a live orchestra playing to an animated construction crew building its own score. The notes, working from a blueprint of sheet music, assemble a staff and add measures, clef signs, sharps and flats, and holds, to create a composition. May be used by music instructors or those interested in learning about composition and theory as a discussion-starter on pitch, duration, intensity, and color; to interpret tempo into allegro, largo, lento, presto, and forte; to introduce rhythm, melody, chords. Produced by the National Film Board of Canada: 1987 ALA Notable Film for Young Adults.

[Animation (Cinematography); Music]

CORNET AT NIGHT

25 min J YA 1984

NY24026

BEAC

A young farm boy's life is touched by the arrival of a jazz musician who has left the city because of ill health. Although their experiences and lifestyles are worlds apart, they relate to each other through their shared love of music.

[Children's Stories--Juvenile, Young Adult; Music]

COSMOS #08: JOURNEYS IN SPACE AND TIME

58 min YA A 1980

NY05141

TLC

Computer animation places the constellations in space and explains the concept of a light year. Einstein's theory of relativity is introduced and his precepts of space and time are illustrated. The feasibility of interstellar travel is discussed. Time travel is touched upon and the resultant profound effects it would have on the course of history considered. COSMOS SERIES.

[Astronomy; Physics; Space Flight]

A DAY AT OLD MACDONALD'S FARM

25 min P J 1985

NY26730

XZ

Classic children's songs, including "Old MacDonald Had a Farm," "This Old Man," and "Skip to My Lou."

[Music]

DAY JIMMY'S BOA ATE THE WASH

30 min J 1983

NY05393

PBS

A small girl reports to her mother about her class visit to a farm. She begins with the statement that the day was boring until the cow started crying. Why? A haystack fell on her. Why? The farmer hit it with his tractor. Why? He was yelling at the pigs to get off the school bus..and she goes on about Jimmy's boa getting loose, setting the hens in a flurry, which precipitated an egg-throwing match, etc. Review books: CRICKET, COULD BE WORSE, and ALEXANDER AND THE TERRIBLE HORRIBLE, NO GOOD, VERY BAD DAY. READING RAINBOW SERIES.

[Children's Stories--Preschool, Juvenile; Television Adaptations; Television Programs]

DOUBLE DRIBBLE

8 min P J 1977

NY30352

CORO

Features Walt Disney characters as two comical basketball teams struggle to beat the clock. There's some highly unusual teamwork in this game and a lesson for all in the spirit of friendly competition. Animated.

[Animation (Cinematography)--Juvenile; Basketball; Sports]

ELVIS: ONE NIGHT WITH YOU

53 min YA A 1968

NY26178

WILMED

Just-released unedited, rare footage shot in 1968 before a small audience at a rehearsal for Elvis's Christmas Special. He performs "Heartbreak Hotel," "Blue Suede Shoes," and "Are You Lonesome Tonight," among others--along with his longtime backup men, Scotty Moore, D.J. Fontana, Charles Hodge, and Alan Fortas. The King, at the peak of his professional career in this rehearsal for his comeback performance, reminisces, jokes, and rocks with the style that made him King and the way we would like to remember him. Produced by Steve Bindert and Claude Ravier. Directed by Steve Binder.

[Rock Music; Music]

HAPPY BIRTHDAY, MOON

7 min J 1985

NY23381

WWS

Tells the story of the bear who wants to give the moon a birthday present. He travels to the top of a mountain where he believes his echoing voice to be the moon answering his questions. Clever dialogue engrosses young listeners in this tender fantasy which deals with the real meaning of friendship. Animated. Adapted from the book by Frank Asch. Executive producer: Morton Schindel. Producer: Paul Gagne. Director/Animator: Daniel Lvanick.

[Animation (Cinematography)--Juvenile; Children's Stories--Preschool, Juvenile; Film Adaptations--Juvenile]

HOW CLOCKS AND LOCKS WORK

17 min J 1989

NY28806

CHITAY

Several short segments explore how simple everyday "things" work. Host David Stringer explains the mystery behind clocks, time zones, locks and vending machines. Produced by Jeff Silverman. KID BITS HOW THINGS WORK SERIES.

[Science; Technology]

IN THE NIGHT KITCHEN

6 min P J 1986

NY26905

WWS

A little boy's dream-fantasy in which he helps three fat bakers get milk for their cake batter.

[Animation (Cinematography)--Juvenile; Children's Stories--Preschool, Juvenile; Film Adaptations--Juvenile; Picture-Books for Children]

INSTRUMENTS OF SYMPHONY: IT'S ALL DONE WITH STRINGS

11 min J YA 1985

NY23353

EBE

Strings and a hollow box can make music? How? It all depends on the pitch--high or low sounds--which is controlled by pinching, or stopping, the strings in different positions. Why different stringed instruments sound different is examined. And why it is important to be aware of music's rhythm, color, and structure is punctuated by a performance of Dworak's "The American Quartet." Unusual animation illustrates how strings make stringed instruments, the principle of sound box, and how stringed instruments make music. Produced by the Orchestral Association. Consultant: Richard E. Norton, Associate Professor of Music, University of Illinois. Study guide available.

[Animation (Cinematography)--Juvenile; Education; Music; Musical Instruments]

LIFE CYCLE OF THE HONEYBEE

30 min J 1987

NY27239

PBS

THE LIFE CYCLE OF THE HONEYBEE, written by Paula Z. Hogan and illustrated by Geri K. Strigenz, explores where honey comes from and how it's made. Narrated by Barbara Feldon. Host LeVar Burton visits a beekeeper to examine life in a hive closeup. Review books: THE REASON FOR A FLOWER by Ruth Heller; THE LADY AND THE SPIDER by Faith McNulty, illustrated by Bob Marshall; and GOING BUGGY! JOKES ABOUT INSECTS by Peter and Connie Roop, illustrated by Joan Hanson. Part of the "Reading Rainbow" series for children ages five to eight; winner of the 1984 ACT Achievement in Children's Television Award. READING RAINBOW SERIES.

[Children's Stories--Preschool, Juvenile; Film Adaptations--Juvenile; Picture-Books for Children]

LIONEL RICHIE, ALL NIGHT LONG

34 min YA A 1984

VC25669

RCACP

Four mellow videos by popular singer Lionel Richie: "All Night Long," "Running with the Night," "Hello," and "Penny Lover."

[Music]

MONARCH BUTTERFLY STORY (REVISION)

9 min J 1987

NY27292

EBE

For a few weeks each year, monarch butterflies, like birds, migrate south to the coastal regions of southern California and Mexico. At one of their stopping points in the middle of the Mexican jungle, over 100 million monarchs crowd into three acres of cypress trees. Through the use of time-lapse photography, the hatching and molting of the larva, the evolution of the chrysalis, and the emergence of the adult are revealed, along with the secret that protects monarchs from predatory birds. Collaborator: F. A. Urguhart, Ph.D., Royal Ontario Museum.

[Insects; Nature Study--Juvenile]

MOON MAN

8 min P J 1967

NY21180

WWS

The man in the moon outwits the police in several escapades on earth with the help of his waxing and waning powers and the friendship of a three-hundred-year old scientist. Based on the book by Tomi Ungerer. Animated.

[Animation (Cinematography)--Juvenile; Children's Stories--Preschool, Juvenile; Fantasy; Film Adaptations--Juvenile]

NIGHT BEFORE CHRISTMAS

9 min J 1987

NY25746

CORC

Inspired by Clement Moore's beloved Christmas poem, Disney artists created this animated version of the perennial favorite. Santa and his bulging sack of toys somehow make it down a very tiny chimney with no trouble at all. The sleeping children are awakened by the sounds of music downstairs and start down. But when the smallest child sneezes, the toys halt their merrymaking and quickly take their places under the tree and Santa disappears up the chimney.

[Animation (Cinematography)--Juvenile; Children's Stories--Preschool, Juvenile; Christmas; Film Adaptations--Juvenile; Holidays]

ON THE TWELFTH DAY

22 min YA A 1964

NY26962

FI

Entertainingly depicts what happens when a suitor takes the old Christmas carol seriously and gives to his true love: 12 partridges in pear trees, 22 turtle doves, 30 French hens, 36 calling birds, 40 gold rings, 42 geese a-laying, 42 swans a-swimming, 40 maids a-milking, 36 ladies dancing, 30 lords a-leaping, 22 pipers piping, and 12 drummers drumming.

[Christmas]

PERFECT DAY

27 min J YA 1988

NY30246

CHUR

Ramona's Aunt Bea announces her plans to marry Howie's Uncle Hobart. When things go wrong during the church ceremony, Ramona saves the day. Story by Beverly Cleary. Part of the RAMONA series. RAMONA SERIES.

[Children's Stories--Preschool, Juvenile; Film Adaptations--Juvenile]

PIECES OF TIME: PETER BOGDANOVICH

30 min YA A 1986

NY28946

WOMB

CBW

This interview with film director Peter Bogdanovich reveals his beginnings in the Roger Corman mode of exploitation filmmakers through his successes in films such as "The Last Picture Show" and "Saint Jack." A Paul Joyce Productions Film.

[Moving-Pictures--Production and Direction]

PINOCCHIO AND THE EMPEROR OF THE NIGHT

91 min P J 1987

NY31440

BAKTAY

CC

Continuing the classic tale of Pinocchio, this animated adventure takes the little puppet/boy on a magical journey where he comes to understand the value of freedom and the meaning of true friendship. With the voices of Edward Asner, Tom Bosley, James Earl Jones, Ricki Lee Jones, Don Knotts, and William Windom. Producer, Lou Scheimer. Director, Hal Sutherland.

[Animation (Cinematography)--Juvenile; Children's Stories--Preschool, Juvenile]

POLAR EXPRESS

12 min J 1988

NY28217

RANHO

A magical train ride on Christmas Eve takes a boy to the North Pole to receive a special gift from Santa Claus.

[Children's Stories--Preschool, Juvenile; Christmas; Holidays]

RAMONA'S BAD DAY

27 min J YA 1988

NY30248

CHUR

Ramona has a bad day, everything seems to go wrong. Despite her setbacks, she comes to realize that even good people have bad days. Story by Beverly Cleary. Part of the RAMONA series. RAMONA SERIES.

[Children's Stories--Preschool, Juvenile; Film Adaptations--Juvenile]

VIDEOTAPES

ROCK MUSIC

54 min P J 1985
CC

NY24880

BAKTAY

The Muppets create their own style rock concert with their guests: Alice Cooper, Debbie Harvy, Helen Reddy, Linda Ronstadt, Leo Sayer, Paul Simon, Loretta Swit, Ben Vereen, Kermit the Frog, Dr. Teeth, Floyd Pepper, and Zoot. Featured songs include "Rock Around the Clock," "Call Me," "Rainbow Connection," and "Disco Frog." Video includes original production and material from the best of "The Muppet Show" series.

[Children's Stories--Preschool, Juvenile; Puppet Stories; Television Adaptations--Juvenile]

SHARON, LOIS & BRAM'S ELEPHANT SHOW #08:

RAINY DAY

29 min P J 1989

NY29490

BULL

On a rainy day, Sharon, Lois, Bram, Elephant, Eric Nagler and special guest, the National Tap Dance Company find things to do indoors. They sing songs, play homemade musical instruments, and learn about tap dancing. Produced by Cambium Film and Video Productions Ltd. in association with the Canadian Broadcasting Corporation and participation of Telefilm Canada. SHARON, LOIS & BRAM'S ELEPHANT SHOW SERIES.

[; Games]

SILENT NIGHT: STORY OF THE CHRISTMAS

CAROL

12 min J YA A 1953
CBW

NY24578

MTI

In 1818, the Christmas season had come to the village of Oberndorf, Austria. The village priest, Father Mohr, had gone to visit a family living high in a mountain hut. As he walked he passed a mountain stream and a dark forest gleaming with snow. At the same time, teacher and choirmaster, Franz Gruber went into the church and found the organ broken. No music for the Christmas Eve service. As Father Mohr descended the mountain in the starlight--perhaps the babe in the hut had reminded him of the babe in the manger--he wrote the poem now known as "Stille Nacht" (Silent Night). Franz Gruber put it to music. In the spring, the organ mender came, he heard it, and he taught it to some children in his village. For years it was only known in villages in the Alps. Eventually, it was carried to St. Peter's Abbey in Salzburg and from there to other places in Europe. Now "Silent Night" is everyone's the world round.

[Biography; Christmas; Holidays; Music]

SNOWY DAY

6 min P J 1964

NY15828

WWS

Based on the book of the same title by Ezra Jack Keats, it expresses a young boy's delight with new snow.

[Animation (Cinematography)--Juvenile; Children's Stories--Preschool, Juvenile; Picture-Books for Children]

SNOWY DAY: STORIES AND POEMS

28 min J 1991

NY31724

GNPITV

Inspired by the book of winter stories and poems edited by Caroline Feller Bauer and illustrated by Margot Tomes, LeVar Burton travels to Jackson Hole, Wyoming and experiences a variety of ways to beat winter's chills. Review books: WINTER by Ron Hirschi, photos by Thomas D. Mangelsen; STOPPING BY WOODS ON A SNOWY EVENING by Robert Frost, illustrated by Susan Jeffers; OVER THE RIVER AND THROUGH THE WOOD by Lydia Maria Child, illustrated by Iris Van Rynbach. A production of Great Plains National/Nebraska ETV Network and WNED-TV, Buffalo and produced by Lancit Media Productions. Guide to series available on request. READING RAINBOW SERIES.

[Children's Stories--Preschool, Juvenile; Picture-Books for Children; Poetry; Weather; Winter Sports]

THREE HAT DAY

30 min J 1977

NY27236

PBS

Since R.R. Pottle, III, loves hats, his search for the perfect wife was written by Laura Geringer and illustrated by Caldecott Award winner Arnold Lobel. Narrated by Zelda Rubinstein. Review books: CAPS FOR SALE by Esphyr Slobodkina; MAEBELLE'S SUITCASE by Tricia Tusa. Host LeVar Burton visits a magical shop, where, at the change of a hat, he is transported to the home of the world's largest model railroad layout; a racetrack where he rides a race, experiences the thrill of the winner's circle, and receives riding tips from a jockey; and the Nassau Coliseum, of the New York Islanders hockey team, where he learns what it's like to be a jockey. Part of the "Reading Rainbow" series for children five to eight; winner of the 1984 ACT Achievement in Children's Television Award. READING RAINBOW SERIES.

[Children's Stories--Preschool, Juvenile; Film; Adaptations--Juvenile; Picture-Books for Children]

TIME OF WONDER

13 min J 1961

NY27179

WWS

Watercolors and rhythmic prose of Robert McCloskey's Caldecott Medal award-winning book describe the wonders of nature and the four seasons on a Maine Island to the accompaniment of a delicate playing of a piano. A feast for the eye, ears, and spirit. Produced and directed by Morton Schindel. Iconographic animation.

[Animation (Cinematography)--Juvenile; Children's Stories--Preschool, Juvenile; Film Adaptations--Juvenile; Picture-Books for Children]

TRANSPORTATION AND TIME ANIMATED

8 min P J YA A 1982

NY29423

CHITAY

Two animated works by Sheila Graber include "Moving On," which presents the history of transportation from running to rockets, and "Marking time," which looks at all possible ways to measure time from moon calendars to digital watches. Produced by Sheila Graber. ANIMATED WORLD OF SHEILA GRABER SERIES.

[Animation (Cinematography)]

Twas THE NIGHT BEFORE CHRISTMAS

25 min P J 1982

NY26915

CORO

An animated adaptation of Clement Moore's poem tells of a town in which someone has written an anonymous letter to a newspaper, denying Santa is real. And Junctionville may not be visited by the "jolly old elf" unless the clockmaking skills of Joshua Trundle and the mechanical skills of father mouse's son can mend Santa's hurt feelings. Verses from the favorite Christmas poem keep hope for a happy ending alive. Voices of Joel Grey and George Gobel.

[Animation (Cinematography)--Juvenile; Christmas; Film Adaptations--Juvenile; Holidays; Poetry]

WAY TO START A DAY

10 min J 1988

NY29055

SOUSER

Colorful illustrations depict a brilliant sunrise and show how different cultures greet the new day. Based on the book by Byrd Baylor. Illustrations by Peter Parnall. Narrator, Will Rogers, Jr. Director, J. David Betts. Producers, John H. Crouch and Jennie Crouch. BYRD BAYLOR FAMILY VIDEO SERIES.

[Animation (Cinematography)--Juvenile; Children's Stories--Preschool, Juvenile]

WINDY DAY

10 min J 1968

NY27138

FI

An exploration of the child's world of innocence and fantasy, in which two young girls muse about romance, marriage, growing up, and dying as they play-act on a windy day in the summertime.

[Children's Stories--Juvenile, Young Adult]

VIDEOTAPES

WINNIE THE POOH AND A DAY FOR EYORE

26 min P J 1983

NY27235

CORO

This film features Eeyore, the downhearted donkey. When Winnie and friends notice that Eeyore is more depressed than usual, they discover that they have all forgotten his birthday. Though things don't go as planned when they try to patch things up, Eeyore realizes that it's the thought that counts and it's a happy day for all. Based on the book by A.A. Milne. Winner of the CINE Golden Eagle Award; National Educational Film Festival. Produced and directed by Rick Reinert. Written by Peter Young, Steve Hulet, and Tony L. Marino. Animated by Ennis McNulty and Dave Bennett. Edited by Chuck Giadden. Narrated by Laurie Main.

[Animation (Cinematography)--Juvenile; Children's
Stories--Preschool, Juvenile; Film Adaptations--Juvenile]

WINNIE THE POOH AND THE BLUSTERY DAY

24 min P J 1968

NY25966

CORO

Everyone in the Hundred Acre Wood is threatened by a rainstorm and sudden flood, but Winnie the Pooh comes to the rescue, and Piglet performs a noble deed worth celebrating.

[Animation (Cinematography)--Juvenile; Children's
Stories--Preschool, Juvenile; Film Adaptations--Juvenile]

WINTER OF THE WITCH

25 min J 1969

NY24583

MTI

When Nicky and his mom move to an old country house they are rather surprised to learn that the house is already inhabited by a three-hundred-year-old witch. With all of the misery in this world, the witch feels no one needs witches anymore. Together they invent happiness pancakes and bring joy to everyone in the town. Based on the book "Old Black Witch." Hermoine Gingold as the witch. Narrated by Burgess Meredith. Produced by Parents' Magazine Films.

[Children's Stories--Juvenile, Young Adult; Fantasy;
Film Adaptations--Juvenile]

EVALUATION: READ AROUND THE CLOCK 1994

.....

Date Program Began: _____

Number of Children Registered: _____

Number Who Actively Participated: _____

Number Who Participated by Age Level:

Preschool _____

Ages 5-8 _____

Ages 8-11 _____

Total Number of Books Read by Children? _____

Number who completed the program: _____

Program Promotion and Publicity:

School Visits _____

Parent Program _____

Press Releases _____

Teacher packets _____

Flyers _____

Posters _____

Other (describe) _____

Sources of Program Funding: _____

Suggestions to Improve Next Summer's Program: _____

READ AROUND THE CLOCK

1994 STATEWIDE SUMMER READING PROGRAM

EVALUATION FORM

Please return to:

Sari Feldman

Onondaga County Public Library - The Galleries of Syracuse

447 South Salina Street, Syracuse, NY 13202-2494

(315) 448-4700 • FAX (315) 435-8533

1. Did you find the "Read Around the Clock" materials useful?

Item	Useful	Did Not Use	Comments/Suggestions
Poster			
Bookmarks			
Certificates			
Reading Records			
Program Manual			
Clip Art			
Planning, Promotion, Publicity			
Decorations & Displays			
Structuring Your Program			
Programs/Activities			
Crafts			
Games & Handouts			
Shopping List			
Bibliography			
Organizations			
Media Lists			
"YA" Materials			

2. Did you see the "Read Around the Clock" PSA? yes _____ no _____

Did you receive any feedback from your patrons about the PSA? _____

3. What I liked best about the materials: _____

4. What I liked least about the materials: _____

5. Number registered for your program: _____
Number completing your program: _____
6. Would you use program materials from a statewide project again? yes _____ no _____
7. Please share any additional comments about the program below. Your response is appreciated and will contribute significantly to future statewide Summer Reading Programs.

Name: _____

Library: _____

Comments:

000