

**ANNUAL SUMMARY REPORT OF DEGREES GRANTED BY  
ARKANSAS INSTITUTIONS OF HIGHER EDUCATION,**

**██████████**  
1989-90

**AUGUST 1991**

PERMISSION TO REPRODUCE THIS  
MATERIAL HAS BEEN GRANTED BY

Arkansas Dept of  
Higher Education

TO THE EDUCATIONAL RESOURCES  
INFORMATION CENTER (ERIC)™

U.S. DEPARTMENT OF EDUCATION  
Office of Educational Research and Improvement  
EDUCATIONAL RESOURCES INFORMATION  
CENTER (ERIC)

This document has been reproduced as  
received from the person or organization  
originating it.  
 Minor changes have been made to improve  
reproduction quality.

• Points of view or opinions stated in this docu-  
ment do not necessarily represent official  
OERI position or policy.

47027-30

**Arkansas Department of Higher Education**

114 East Capitol, Little Rock, Arkansas 72201

(501) 324-9300

BEST COPY AVAILABLE



# Arkansas Department of Higher Education

1220 West Third Street Little Rock, Arkansas 72201-1904 (501) 324-9300 Fax: (501) 324-9308

Diane Sultt Gilbeld  
Director

## ANNUAL SUMMARY REPORT OF DEGREES GRANTED BY ARKANSAS INSTITUTIONS OF HIGHER EDUCATION, 1989-90

H. D. Luck, Chairman  
Arkadelphia

Robert Cabe, Vice Chair  
Little Rock

Pat Gray, Secretary  
Little Rock

Clifton G. Roaf  
Pine Bluff

Perrin Jones  
Searcy

Woody Freeman  
Jonesboro

Dan Pierce  
Jonesboro

Kemal Kutalt  
Fort Smith

David Dubbell  
Rogers

Roy Ledbetter  
East Camden

AUGUST 1991

TABLE OF CONTENTS

	Page
List of Figures .....	ii
List of Tables .....	iii
Degrees Granted and Other Formal Awards Conferred: Summary Tables ...	1
Annual Summary of Completions .....	19
Five-Year Trend at Arkansas Public Colleges and Universities .....	22
Report of Degree Productivity .....	29
Appendix A:	
Degrees Granted and Other Formal Awards Conferred by Arkansas Public Colleges and Universities, 1985-86 Through 1989-90 .....	37
Degrees Granted and Other Formal Awards Conferred by Arkansas Independent Colleges and Universities, 1985-86 Through 1989-90 .	73
Appendix B:	
Degrees Granted and Other Formal Awards Conferred in 1989-90 by Two-Year Public Institutions .....	89
Degrees Granted and Other Formal Awards Conferred in 1989-90 by Four-Year Public Institutions .....	99
Degrees Granted and Other Formal Awards Conferred in 1989-90 by Independent Colleges and Universities .....	127
Appendix C:	
Degrees by Ethnicity, 1988-89 through 1989-90 .....	143
Appendix D:	
Glossary .....	171
Appendix E:	
Institutional Names and Abbreviations .....	175

LIST OF FIGURES

<u>Figures</u>	<u>Page</u>
1. Total Degrees and Other Formal Awards Conferred by Arkansas Institutions, 1985-86 Through 1989-90 .....	22
2. Total Degrees and Other Formal Awards Conferred by Arkansas Public Institutions, 1985-86 Through 1989-90 .....	22
3. Associate Degrees Granted by Arkansas Public Institutions, 1985-86 Through 1989-90 .....	23
4. Baccalaureate Degrees Granted by Arkansas Public Institutions, 1985-86 Through 1989-90 .....	24
5. Master's Degrees Granted by Arkansas Public Institutions, 1985-86 Through 1989-90 .....	25
6. Doctoral Degrees Granted by Arkansas Public Institutions, 1985-86 Through 1989-90 .....	26
7. First-Professional Degrees Granted by Arkansas Public Institutions, 1985-86 Through 1989-90.....	27

## LIST OF TABLES

<u>Tables</u>	<u>Page</u>
1. Degrees Granted and Other Formal Awards Conferred by Arkansas Institutions, 1985-86 Through 1989-90 .....	3
2. Summary of Certificates Conferred by Arkansas Colleges and Universities, 1985-86 Through 1989-90 .....	4
3. Summary of Associate Degrees Conferred by Arkansas Colleges and Universities, 1985-86 Through 1989-90 .....	5
4. General Education Associate Degrees Granted by Arkansas State-Supported Two-Year Institutions, 1985-86 Through 1989-90.....	6
5. Summary of Bachelor's Degrees Conferred by Arkansas Colleges and Universities, 1985-86 Through 1989-90 .....	7
6. Summary of Master's Degrees Conferred by Arkansas Colleges and Universities, 1985-86 Through 1989-90 .....	8
7. Summary of Specialist and Intermediate Degrees Conferred by Arkansas Colleges and Universities, 1985-86 Through 1989-90 .....	8
8. Summary of Doctoral Degrees Conferred by Arkansas Colleges and Universities, 1985-86 Through 1989-90 .....	9
9. Summary of First Professional Degrees Conferred by Arkansas Colleges and Universities, 1985-86 Through 1989-90 .....	9
10. Undergraduate Degrees Granted at Arkansas Public Colleges and Universities by Discipline and Type, 1989-90 .....	10
11. Degrees Granted at Arkansas Independent Colleges and Universities by Discipline and Type, 1989-90 .....	12
12. Undergraduate Degrees Granted at Arkansas Public and Independent Institutions by Discipline and Type, 1989-90 .....	14
13. Graduate Degrees Granted at Arkansas Public Colleges and Universities by Discipline and Type, 1989-90 .....	16
14. Annual Summary of Completions: Degrees Granted and Other Formal Awards Conferred by Arkansas Colleges and Universities, 1989-90.....	21
15. Academic Disciplines With Largest Number of Associate Degrees, Arkansas Public Four- and Two-Year Institutions, 1987-88 Through 1989-90 .....	23
16. Academic Disciplines With Largest Number of Bachelor's Degrees, Arkansas Public Four-Year Institutions, 1987-88 Through 1989-90 .....	24

17.	Academic Disciplines With Largest Number of Master's Degrees, Arkansas Public Four-Year Institutions, 1987-88 Through 1989-90 .....	25
18.	Academic Disciplines With Largest Number of Doctoral Degrees, Arkansas Public Four-Year Institutions, 1987-88 Through 1989-90 .....	26
19.	Degree Productivity in New Programs Approved by the State Board Board of Higher Education, 1985-86 Through 1989-90 .....	33

Appendix A  
Table

	<u>Page</u>
A-1. Certificates Conferred by Arkansas Public Two-Year Institutions, 1985-86 Through 1989-90 .....	39
A-2. Associate Degrees Conferred by Arkansas Public Two-Year Institutions, 1985-86 Through 1989-90 .....	42
A-3. Certificates Conferred by Arkansas Public Four-Year Institutions, 1985-86 Through 1989-90 .....	47
A-4. Associate Degrees Conferred by Arkansas Public Four-Year Institutions, 1985-86 Through 1989-90 .....	48
A-5. Bachelor's Degrees Conferred by Arkansas Public Four-Year Institutions, 1985-86 Through 1989-90 .....	51
A-6. Post-Baccalaureate Certificates Conferred by Arkansas Public Four-Year Institutions, 1985-86 Through 1989-90 .....	63
A-7. Master's Degrees Conferred by Arkansas Public Four-Year Institutions, 1985-86 Through 1989-90 .....	63
A-8. Specialist Degrees Conferred by Arkansas Public Four-Year Institutions, 1985-86 Through 1989-90 .....	69
A-9. Intermediate Degrees Conferred by Arkansas Public Four-Year Institutions, 1985-86 Through 1989-90 .....	70
A-10. Doctoral Degrees Conferred by Arkansas Public Four-Year Institutions, 1985-86 Through 1989-90 .....	72
A-11. First-Professional Degrees Conferred by Arkansas Public Four-Year Institutions, 1985-86 Through 1989-90 .....	72
A-12. Post-First-Professional Certificates Conferred by Arkansas Public Four-Year Institutions, 1985-86 Through 1989-90 .....	75
A-13. Certificates Conferred by Arkansas Independent Two-Year Institutions, 1985-86 Through 1989-90 .....	76
A-14. Associate Degrees Conferred by Arkansas Independent Two-Year Institutions, 1985-86 Through 1989-90 .....	77
A-15. Certificates Conferred by Arkansas Independent Four-Year Institutions, 1985-86 Through 1989-90 .....	79

A-16.	Associate Degrees Conferred by Arkansas Independent Four-Year Institutions, 1985-86 Through 1989-90 .....	87
-------	---	----

Appendix B  
Table

	<u>Page</u>
B-1. Certificates Conferred Between July 1, 1990 and June 30, 1990 by Two-Year Public Institutions .....	91
B-2. Associate Degrees Conferred Between July 1, 1990 and June 30, 1990 by Two-Year Public Institutions .....	94
B-3. Certificates Conferred Between July 1, 1990 and June 30, 1990 by Four-Year Public Institutions .....	101
B-4. Associate Degrees Conferred Between July 1, 1990 and June 30, 1990 by Four-Year Public Institutions .....	102
B-5. Bachelor's Degrees Conferred Between July 1, 1990 and June 30, 1990 by Four-Year Public Institutions .....	105
B-6. Post-Baccalaureate Certificates Conferred Between July 1, 1990 and June 30, 1990 by Four-Year Public Institutions .....	114
B-7. Master's Degrees Conferred Between July 1, 1990 and June 30, 1990 by Four-Year Public Institutions .....	115
B-8. Specialist Degrees Conferred Between July 1, 1990 and June 30, 1990 by Four-Year Public Institutions .....	122
B-9. Doctoral Degrees Conferred Between July 1, 1990 and June 30, 1990 by Four-Year Public Institutions .....	123
B-10. First Professional Degrees Granted Between July 1, 1990 and June 30, 1990 by Four-Year Public Institutions .....	126
B-11. Associate Degrees Conferred Between July 1, 1990 and June 30, 1990 by Two-Year Independent Institutions .....	129
B-12. Certificates Conferred Between July 1, 1990 and June 30, 1990 by Four-Year Independent Institutions .....	131
B-13. Associate Degrees Conferred Between July 1, 1990 and June 30, 1990 by Four-Year Independent Institutions .....	132
B-14. Bachelor's Degrees Conferred Between July 1, 1990 and June 30, 1990 by Four-Year Independent Institutions .....	135
B-15. Master's Degrees Conferred Between July 1, 1990 and June 30, 1990 by Four-Year Independent Institutions .....	142

Appendix C  
Table

	<u>Page</u>
C-1. Certificates Conferred by Arkansas Public Two-Year Institutions by Ethnicity, 1988-89 and 1989-90 .....	145
C-2. Associate Degrees Conferred by Arkansas Public Two-Year Institutions by Ethnicity, 1988-89 and 1989-90 .....	147
C-3. Certificates Conferred by Arkansas Public Four-Year Institutions by Ethnicity, 1988-89 and 1989-90 .....	150
C-4. Associate Degrees Conferred by Arkansas Public Four-Year Institutions by Ethnicity, 1988-89 and 1989-90 .....	151
C-5. Bachelor's Degrees Conferred by Arkansas Public Four-Year Institutions by Ethnicity, 1988-89 and 1989-90 .....	153
C-6. Post-Baccalaureate Certificates Conferred by Arkansas Public Four-Year Institutions by Ethnicity, 1988-89 and 1989-90 .....	157
C-7. Master's Degrees Conferred by Arkansas Public Four-Year Institutions by Ethnicity, 1988-89 and 1989-90 .....	158
C-8. Specialist Degrees Conferred by Arkansas Public Four-Year Institutions by Ethnicity, 1988-89 and 1989-90 .....	160
C-9. Doctoral Degrees Conferred by Arkansas Public Four-Year Institutions by Ethnicity, 1988-89 and 1989-90 .....	161
C-10. First Professional Degrees Conferred by Arkansas Public Four-Year Institutions by Ethnicity, 1988-89 and 1989-90 .....	161
C-11. Associate Degrees Conferred by Arkansas Independent Two-Year Institutions by Ethnicity, 1988-89 and 1989-90 .....	162
C-12. Certificates Conferred by Arkansas Independent Four-Year Institutions by Ethnicity, 1988-89 and 1989-90 .....	163
C-13. Associate Degrees Conferred by Arkansas Independent Four-Year Institutions by Ethnicity, 1988-89 and 1989-90 .....	164
C-14. Bachelor's Degrees Conferred by Arkansas Independent Four-Year Institutions by Ethnicity, 1988-89 and 1989-90 .....	165
C-15. Master's Degrees Conferred by Arkansas Independent Four-Year Institutions by Ethnicity, 1988-89 and 1989-90 .....	168



DEGREES GRANTED AND OTHER FORMAL AWARDS CONFERRED:  
SUMMARY TABLES

TABLE 1. DEGREES GRANTED AND OTHER FORMAL AWARDS CONFERRED BY  
ARKANSAS INSTITUTIONS

INSTITUTION	1985-86	1986-87	1987-88	1988-89	1989-90
<b>STATE INSTITUTIONS</b>					
<b>Two-Year</b>					
Certificate	185	138	157	168	166
Associate	1,188	1,175	1,219	1,227	1,480
<b>Four-Year</b>					
Certificate	10	19	16	13	14
Associate	402	438	372	427	456
Bachelor's	5,833	5,467	5,636	5,813	6,009
Post-Bachelor's	14	14	14	14	17
Master's	1,676	1,707	1,626	1,689	1,619
Specialist	34	40	91	62	47
Intermediate	0	1	0	1	0
Doctoral	134	112	101	96	135
First-Professional	355	319	369	343	324
Post First-Professional	220	189	200	228	228
<b>Subtotal</b>	<b>10,051</b>	<b>9,619</b>	<b>9,801</b>	<b>10,081</b>	<b>10,495</b>
<b>INDEPENDENT INSTITUTIONS</b>					
Certificate	6	1	3	2	1
Associate	114	108	159	111	119
Bachelor's	1,462	1,399	1,379	1,483	1,481
Master's	81	95	101	85	92
<b>Subtotal</b>	<b>1,663</b>	<b>1,603</b>	<b>1,642</b>	<b>1,681</b>	<b>1,693</b>
<b>ALL INSTITUTIONS</b>					
Certificate	201	158	176	183	181
Associate	1,704	1,721	1,750	1,765	2,055
Bachelor's	7,295	6,866	7,015	7,296	7,490
Post-Bachelor's	14	14	14	14	17
Master's	1,757	1,802	1,727	1,774	1,711
Specialist	34	40	91	62	47
Intermediate	0	1	0	1	0
Doctoral	134	112	101	96	135
First-Professional	355	319	369	343	324
Post First-Professional	220	189	200	228	228
<b>TOTAL DEGREES GRANTED</b>	<b>11,714</b>	<b>11,222</b>	<b>11,443</b>	<b>11,762</b>	<b>12,188</b>

1. Includes master's degrees granted by UAF in Operations Management at military bases and in Instrumentation Science at UALR.

2. Includes doctoral degrees granted by UAF in Instrumentation Science at UALR and in Life Sciences at UAMS.

TABLE 2. SUMMARY OF CERTIFICATES CONFERRED BY ARKANSAS COLLEGES AND UNIVERSITIES

INSTITUTION	1985-86	1986-87	1987-88	1988-89	1989-90
<b>STATE TWO-YEAR</b>					
ASUB	0	1	2	1	1
EACC	13	8	11	11	19
GCCC	16	4	17	41	11
MCCC	3	2	1	0	0
NACC	0	0	0	0	0
PCCC	54	43	45	23	30
RMCC	18	3	16	15	17
SAUE	1	1	1	0	2
SAUT	5	8	0	5	11
WCC	75	68	64	72	75
Subtotal	185	138	157	168	166
<b>STATE FOUR-YEAR</b>					
ASUJ	0	0	0	0	0
ATU	0	0	1	0	0
HSU	10	19	15	-	-
UALR	-	-	-	0	1
UAMS	-	-	-	13	13
UAPB	0	0	0	0	0
Subtotal	10	19	16	13	14
<b>INDEPENDENT FOUR-YEAR</b>					
ABC	1	1	1	-	-
AC	-	-	-	2	-
CBC	1	0	0	0	1
OBU	0	0	0	0	0
UO	0	0	2	0	0
WBC	4	0	0	0	0
Subtotal	2	1	3	2	1
<b>TOTAL</b>	<b>199</b>	<b>158</b>	<b>176</b>	<b>183</b>	<b>181</b>

TABLE 3. SUMMARY OF ASSOCIATE DEGREES CONFERRED BY ARKANSAS COLLEGES AND UNIVERSITIES

INSTITUTION	1985-86	1986-87	1987-88	1988-89	1989-90
<b>STATE TWO-YEAR</b>					
ASUB	104	100	122	139	179
EACC	97	105	102	103	126
GCCC	136	132	164	134	170
MCCC	140	148	121	126	139
NACC	134	125	157	144	229
PCCC	129	93	110	87	113
RMCC	14	23	45	20	21
SAUE	54	63	58	84	70
SAUT	78	83	67	109	72
WCC	302	303	273	281	361
Subtotal	1,188	1,175	1,219	1,227	1,480
<b>STATE FOUR-YEAR</b>					
ASUJ	76	100	76	103	101
ATU	14	22	12	18	21
HSU	9	13	6	10	6
SAUM	40	53	34	41	52
UAF	62	52	48	51	52
UALR	114	127	128	110	121
UAM	34	20	27	25	34
UAMS	41	25	15	39	46
UAPB	2	1	3	4	3
UCA	10	25	23	26	20
Subtotal	402	438	372	427	456
<b>INDEPENDENT TWO-YEAR</b>					
CRC	15	16	15	16	16
SC	14	15	16	16	14
Subtotal	29	31	31	32	30
<b>INDEPENDENT FOUR-YEAR</b>					
ABC	0	1	2	1	0
CBC	7	7	59	13	26
HU	11	3	6	6	5
JBU	19	13	15	10	22
UO	0	0	0	0	2
WBC	48	53	46	49	34
Subtotal	85	77	128	79	89
<b>TOTAL</b>	<b>1,704</b>	<b>1,721</b>	<b>1,750</b>	<b>1,765</b>	<b>2,055</b>

TABLE 4. GENERAL EDUCATION\* ASSOCIATE DEGREES GRANTED BY ARKANSAS  
STATE-SUPPORTED TWO-YEAR INSTITUTIONS

INSTITUTION	1985-86	1986-87	1987-88	1988-89	1989-90
STATE TWO-YEAR					
ASUB	99	100	122	85	148
EACC	38	51	53	61	61
GCCC	48	41	52	39	56
MCCC	83	85	67	70	85
NACC	95	84	98	100	150
PCCC	23	23	18	20	13
RMCC	7	14	27	10	10
SAUE	36	45	36	60	49
SAUT	4	6	4	6	7
WCC	88	111	112	109	147
TOTAL	521	560	589	560	731

\* General Education includes all degrees granted in CIP Code 24 for two-year public institutions.

TABLE 5. SUMMARY OF BACHELOR'S DEGREES CONFERRED BY ARKANSAS COLLEGES AND UNIVERSITIES

INSTITUTION	1985-86	1986-87	1987-88	1988-89	1989-90
<b>STATE FOUR-YEAR</b>					
ASUJ	989	922	923	951	1,013
ATU	446	468	404	484	465
HSU	315	319	334	392	402
SAUM	216	256	245	239	244
UAF	1,807	1,655	1,631	1,700	1,677
UALR	634	650	705	701	775
UAM	228	150	208	200	173
UAMS	202	194	205	157	214
UAPB	272	200	283	257	276
UCA	724	653	698	732	770
Subtotal	5,833	5,467	5,636	5,813	6,009
<b>INDEPENDENT FOUR-YEAR</b>					
ABC	27	18	16	18	36
AC	90	105	87	83	91
CBC	7	10	4	9	8
HU	531	533	509	535	556
HC	192	210	206	246	191
JBU	106	115	151	128	177
OBU	232	201	231	214	216
PSC	84	68	69	79	65
UO	171	127	91	141	128
WBC	22	12	15	30	13
Subtotal	1,462	1,399	1,379	1,483	1,481
TOTAL	7,295	6,866	7,015	7,296	7,490

TABLE 6. SUMMARY OF MASTER'S DEGREES CONFERRED BY ARKANSAS COLLEGES AND UNIVERSITIES

INSTITUTION	1985-86	1986-87	1987-88	1988-89	1989-90
STATE FOUR-YEAR					
ASUJ	333	301	318	352	273
ATU	73	49	58	51	43
HSU	76	117	84	74	82
SAUM	27	28	26	20	36
UAF*	784	750	675	724	633
UALR	174	209	202	209	239
UAMS	35	35	47	50	36
UCA	174	218	216	209	277
Subtotal	1,676	1,707	1,626	1,689	1,619
* Includes degrees granted in Operations Management at military bases and in Instrumentation Science at UALR.					
INDEPENDENT FOUR-YEAR					
CBC	1	1	1	-	-
HU	47	48	68	62	71
OBU	33	46	32	23	21
Subtotal	81	95	101	85	92
TOTAL	1,757	1,802	1,727	1,774	1,711

TABLE 7. SUMMARY OF SPECIALIST AND INTERMEDIATE DEGREES CONFERRED BY ARKANSAS COLLEGES AND UNIVERSITIES

INSTITUTION	1985-86	1986-87	1987-88	1988-89	1989-90
STATE FOUR-YEAR					
ASUJ	13	16	15	24	18
UAF	19	22	19	22	15
UALR	-	2	47	1	0
UCA	2	1	10	15	14
TOTAL	34	41	91	62	47

-----  
 TABLE 8. SUMMARY OF DOCTORAL DEGREES CONFERRED BY ARKANSAS COLLEGES  
 AND UNIVERSITIES  
 -----

INSTITUTION	1985-86	1986-87	1987-88	1988-89	1989-90
STATE FOUR-YEAR					
UAF *	134	112	101	96	135
TOTAL *	134	112	101	96	135

\* Includes doctoral degrees granted by UAF in Instrumentation Science at UALR and in Life Sciences at UAMS.

-----  
 TABLE 9. SUMMARY OF FIRST PROFESSIONAL DEGREES CONFERRED BY ARKANSAS  
 COLLEGES AND UNIVERSITIES  
 -----

INSTITUTION	1985-86	1986-87	1987-88	1988-89	1989-90
STATE FOUR-YEAR					
UAF - LAW	125	111	135	120	113
UALR - LAW	102	83	112	98	88
UAMS - MEDICINE	128	125	122	125	123
TOTAL	355	319	369	343	324



TABLE 10. UNDERGRADUATE DEGREES GRANTED AT ARKANSAS PUBLIC COLLEGES AND UNIVERSITIES BY DISCIPLINE AND TYPE, 1989-90

CIP Code	Discipline	Certificates		Associate		Bachelor's		Total	
		Number	Percent	Number	Percent	Number	Percent	Number	Percent
01	Agribusiness & Agric. Production	0	0.00%	0	0.00%	75	1.25%	75	0.92%
02	Agricultural Sciences	-	-	0	0.00%	74	1.23%	74	0.91%
03	Renewable Natural Resources	-	-	-	-	32	0.53%	32	0.39%
04	Architecture & Environ. Design	-	-	-	-	55	0.92%	55	0.68%
05	Area and Ethnic Studies	-	-	-	-	-	-	-	-
06	Business and Management	0	0.00%	12	0.62%	1,468	24.43%	1,480	18.22%
07	Business and Office	39	21.67%	168	8.68%	63	1.05%	270	3.32%
08	Marketing and Distribution	0	0.00%	125	6.46%	-	-	125	1.54%
09	Communications	-	-	-	-	322	5.36%	322	3.96%
10	Communication Technologies	0	0.00%	-	-	-	-	0	0.00%
11	Computer & Information Sciences	-	-	4	0.21%	171	2.85%	175	2.15%
12	Cons., Pers., & Misc. Services	11	6.11%	0	0.00%	-	-	11	0.14%
13	Education	-	-	2	0.10%	1,391	23.15%	1,393	17.14%
14	Engineering	-	-	-	-	273	4.54%	273	3.36%
15	Engr. & Engr. - Related Tech.	8	4.44%	100	5.17%	34	0.57%	142	1.75%
16	Foreign Languages	-	-	-	-	25	0.42%	25	0.31%
17	Allied Health	68	37.78%	110	5.68%	113	1.88%	291	3.58%
18	Health Sciences	-	-	500	25.83%	363	6.04%	863	10.62%
19	Home Economics	0	0.00%	-	-	67	1.11%	67	0.82%
20	Vocational Home Economics	0	0.00%	4	0.21%	-	-	4	0.05%
21	Industrial Arts	-	-	9	0.46%	-	-	9	0.11%
22	Law	-	-	7	0.36%	-	-	7	0.09%
23	Letters	-	-	-	-	185	3.08%	185	2.28%
24	Liberal/General Studies	-	-	781	40.34%	74	1.23%	855	10.52%
25	Library & Archival Sciences	-	-	-	-	-	-	-	-

(cont.)

TABLE 10. UNDERGRADUATE DEGREES GRANTED AT ARKANSAS PUBLIC COLLEGES AND UNIVERSITIES BY DISCIPLINE AND TYPE, 1989-90

CIP Code	Discipline	Certificates		Associate		Bachelor's		Total	
		Number	Percent	Number	Percent	Number	Percent	Number	Percent
26	Life Sciences	-	-	-	-	167	2.78%	167	2.06%
27	Mathematics	-	-	-	-	54	0.90%	54	0.66%
28	Military Sciences	-	-	-	-	-	-	-	-
29	Military Technologies	-	-	-	-	-	-	-	-
30	Multi/Interdisciplinary Studies	-	-	-	-	29	0.48%	29	0.36%
31	Parks & Recreation	-	-	-	-	31	0.52%	31	0.38%
32	Basic Skills	-	-	-	-	-	-	-	-
36	Leisure and Recreational Activities	-	-	-	-	-	-	-	-
38	Philosophy & Religion	-	-	-	-	10	0.17%	10	0.12%
39	Theology	-	-	-	-	-	-	-	-
40	Physical Sciences	-	-	-	-	77	1.28%	77	0.95%
41	Science Technologies	-	-	-	-	-	-	-	-
42	Psychology	-	-	-	-	185	3.08%	185	2.28%
43	Protective Services	0	0.00%	66	3.41%	86	1.43%	152	1.87%
44	Public Affairs	-	-	0	0.00%	94	1.56%	94	1.16%
45	Social Sciences	-	-	-	-	364	6.06%	364	4.48%
46	Construction Trades	1	0.56%	1	0.05%	-	-	2	0.02%
47	Mechanics and Repairs	36	20.00%	19	0.98%	-	-	55	0.68%
48	Precision Production	17	9.44%	27	1.39%	5	0.08%	49	0.60%
49	Transportation & Material Moving	0	0.00%	-	-	7	0.12%	7	0.09%
50	Visual & Performing Arts	0	0.00%	1	0.05%	115	1.91%	116	1.43%
TOTALS		180	100.00%	1,936	100.00%	6,009	100.00%	8,125	100.00%
Column Totals as Percentage of Grand Total			2.22%		23.83%		73.96%		100.00%

Column percents may not total 100% due to rounding.

TABLE 11. DEGREES GRANTED AT ARKANSAS INDEPENDENT COLLEGES AND UNIVERSITIES BY DISCIPLINE AND TYPE, 1989-90

CIP Code	Discipline	Certificates		Associate		Bachelor's		Total Undergrad.		Master's	
		Number	Percent	Number	Percent	Number	Percent	Number	Percent	Number	Percent
01	Agriculture & Agric. Production	-	-	-	-	-	-	-	-	-	-
02	Agricultural Sciences	-	-	-	-	-	-	-	-	-	-
03	Renewable Natural Resources	-	-	-	-	-	-	-	-	-	-
04	Architecture & Environ. Design	-	-	-	-	2	0.14%	2	0.12%	-	-
05	Area and Ethnic Studies	-	-	-	-	4	0.27%	4	0.25%	-	-
06	Business and Management	-	-	12	10.08%	402	27.14%	414	25.86%	10	10.87%
07	Business and Office	1	100.00%	13	10.92%	15	1.01%	29	1.81%	-	-
08	Marketing and Distribution	-	-	2	1.68%	7	0.47%	9	0.56%	-	-
09	Communications	-	-	0	0.00%	77	5.20%	77	4.81%	-	-
10	Communication Technologies	-	-	4	3.36%	-	-	4	0.25%	-	-
11	Computer & Information Sciences	-	-	1	0.84%	31	2.09%	32	2.00%	-	-
12	Cons., Pers., & Misc. Services	-	-	-	-	-	-	-	-	-	-
13	Education	-	-	8	6.72%	295	19.92%	303	18.93%	82	89.13%
14	Engineering	-	-	-	-	13	0.88%	13	0.81%	-	-
15	Engr. & Engr. - Related Tech.	-	-	2	1.68%	10	0.68%	12	0.75%	-	-
16	Foreign Languages	-	-	-	-	10	0.68%	10	0.62%	-	-
17	Allied Health	-	-	-	-	4	0.27%	4	0.25%	-	-
18	Health Sciences	-	-	1	0.84%	36	2.43%	37	2.31%	-	-
19	Home Economics	-	-	-	-	29	1.96%	29	1.81%	-	-
20	Vocational Home Economics	-	-	-	-	0	0.00%	0	0.00%	-	-
21	Industrial Arts	-	-	1	0.84%	-	-	1	0.06%	-	-
22	Law	-	-	-	-	-	-	-	-	-	-
23	Letters	-	-	-	-	30	2.03%	30	1.87%	-	-
24	Liberal/General Studies	-	-	61	51.26%	19	1.28%	80	5.00%	-	-
25	Library & Archival Sciences	-	-	-	-	-	-	-	-	-	-

(cont.)

TABLE 11. DEGREES GRANTED AT ARKANSAS INDEPENDENT COLLEGES AND UNIVERSITIES BY DISCIPLINE AND TYPE, 1989-90

CIP Code	Discipline	Certificates		Associate		Bachelor's		Total Undergrad.		Master's	
		Number	Percent	Number	Percent	Number	Percent	Number	Percent	Number	Percent
26	Life Sciences	-	-	-	-	87	5.87%	87	5.43%	-	-
27	Mathematics	-	-	-	-	29	1.96%	29	1.81%	-	-
28	Military Sciences	-	-	-	-	-	-	-	-	-	-
29	Military Technologies	-	-	-	-	-	-	-	-	-	-
30	Multi/Interdisciplinary Studies	-	-	-	-	10	0.68%	10	0.62%	-	-
31	Parks & Recreation	-	-	-	-	-	-	-	-	-	-
32	Basic Skills	-	-	-	-	-	-	-	-	-	-
36	Leisure and Recreational Activities	0	0.00%	1	0.84%	-	-	1	0.06%	-	-
38	Philosophy & Religion	-	-	-	-	20	1.35%	20	1.25%	-	-
39	Theology	-	-	3	2.52%	74	5.00%	77	4.81%	-	-
40	Physical Sciences	-	-	-	-	38	2.57%	38	2.37%	-	-
41	Science Technologies	-	-	-	-	-	-	-	-	-	-
42	Psychology	-	-	-	-	71	4.79%	71	4.43%	-	-
43	Protective Services	-	-	0	0.00%	-	-	-	-	-	-
44	Public Affairs	-	-	5	4.20%	27	1.82%	32	2.00%	-	-
45	Social Sciences	-	-	1	0.84%	86	5.81%	87	5.43%	-	-
46	Construction Trades	-	-	-	-	-	-	0	0.00%	-	-
47	Mechanics and Repairers	-	-	-	-	-	-	-	-	-	-
48	Precision Production	-	-	-	-	7	0.47%	7	0.44%	-	-
49	Transportation & Material Moving	-	-	-	-	-	-	-	-	-	-
50	Visual & Performing Arts	-	-	4	3.16%	48	3.24%	52	3.25%	-	-
TOTALS		1	100.00%	119	100.00%	1,481	100.00%	1,601	100.00%	92	100.00%
Column Totals as Percentage of Grand Total		0.06%		7.43%		92.50%		100.00%		-	

Column percents may not total 100% due to rounding.



TABLE 12. UNDERGRADUATE DEGREES GRANTED AT ARKANSAS PUBLIC AND INDEPENDENT INSTITUTIONS BY DISCIPLINE AND TYPE, 1989-90

CIP Code	Discipline	Certificates		Associate		Bachelor's		Total
		Number	Percent	Number	Percent	Number	Percent	
01	Agribusiness & Agric. Production	0	0.00%	0	0.00%	75	1.00%	75
02	Agricultural Sciences	-	-	0	0.00%	74	0.99%	74
03	Renewable Natural Resources	-	-	-	-	32	0.43%	32
04	Architecture & Environ. Design	-	-	-	-	57	0.76%	57
05	Area and Ethnic Studies	-	-	-	-	4	0.05%	4
06	Business and Management	0	0.00%	24	1.17%	1,870	24.97%	1,894
07	Business and Office	40	22.10%	181	8.81%	78	1.04%	299
08	Marketing and Distribution	0	0.00%	127	6.18%	7	0.09%	134
09	Communications	-	-	0	0.00%	399	5.33%	399
10	Communication Technologies	0	0.00%	4	0.19%	-	-	4
11	Computer & Information Sciences	-	-	5	0.24%	202	2.70%	207
12	Cons., Pers., & Misc. Services	11	6.08%	0	0.00%	-	-	11
13	Education	-	-	10	0.49%	1,686	22.51%	1,696
14	Engineering	-	-	-	-	286	3.82%	286
15	Engr. & Engr. - Related Tech.	8	4.42%	102	4.96%	44	0.59%	154
16	Foreign Languages	-	-	-	-	35	0.47%	35
17	Allied Health	68	37.57%	110	5.35%	117	1.56%	295
18	Health Sciences	-	-	501	24.38%	399	5.33%	900
19	Home Economics	0	0.00%	-	-	96	1.28%	96
20	Vocational Home Economics	0	0.00%	4	0.19%	0	0.00%	4
21	Industrial Arts	-	-	10	0.49%	-	-	10
22	Law	-	-	7	0.34%	-	-	7
23	Letters	-	-	-	-	215	2.87%	215
24	Liberal/General Studies	-	-	-	-	93	1.24%	93
25	Library & Archival Sciences	-	-	-	-	-	-	-

(cont.)  
 TABLE 12. UNDERGRADUATE DEGREES GRANTED AT ARKANSAS PUBLIC AND INDEPENDENT INSTITUTIONS BY DISCIPLINE AND TYPE, 1989-90

CIP Code	Discipline	Certificates		Associate		Bachelor's		Total
		Number	Percent	Number	Percent	Number	Percent	
26	Life Sciences	-	-	-	-	254	3.39%	254
27	Mathematics	-	-	-	-	83	1.11%	83
28	Military Sciences	-	-	-	-	-	-	-
29	Military Technologies	-	-	-	-	-	-	-
30	Multi/Interdisciplinary Studies	-	-	0	0.00%	39	0.52%	39
31	Parks & Recreation	-	-	-	-	31	0.41%	31
32	Basic Skills	-	-	-	-	-	-	-
36	Leisure and Recreational Activities	0	0.00%	1	0.05%	-	-	1
38	Philosophy & Religion	-	-	-	-	30	0.40%	30
39	Theology	-	-	3	0.15%	74	0.99%	77
40	Physical Sciences	-	-	-	-	115	1.54%	115
41	Science Technologies	-	-	-	-	-	-	-
42	Psychology	-	-	-	-	256	3.42%	256
43	Protective Services	0	0.00%	66	3.21%	86	1.15%	152
44	Public Affairs	-	-	5	0.24%	121	1.62%	126
45	Social Sciences	-	-	1	0.05%	450	6.01%	451
46	Construction Trades	1	0.55%	1	0.05%	-	-	2
47	Mechanics and Repairers	36	19.89%	19	0.92%	-	-	55
48	Precision Production	17	9.39%	27	1.31%	12	0.16%	56
49	Transportation & Material Moving	0	0.00%	-	-	7	0.09%	7
50	Visual & Performing Arts	0	0.00%	5	0.24%	163	2.18%	168
TOTALS		181	1.00%	2,055	100.00%	7,490	100.00%	9,726
Column Totals as Percentage of Grand Total		1.86%	21.13%	77.01%	100.00%			

Column percents may not total 100% due to rounding.



TABLE 13. GRADUATE DEGREES GRANTED AT ARKANSAS PUBLIC COLLEGES AND UNIVERSITIES BY DISCIPLINE AND TYPE, 1989-90

CIP Code	Discipline	Master's		Intermediate		Specialist		Doctoral		Professional		Total	
		Number	Percent	Number	Percent	Number	Percent	Number	Percent	Number	Percent	Number	Percent
01	Agriculture & Agric. Production	23	1.42%	-	-	-	-	-	-	-	-	23	1.08%
02	Agricultural Sciences	35	2.16%	-	-	-	-	19	14.07%	-	-	54	2.54%
03	Renewable Natural Resources	-	-	-	-	-	-	-	-	-	-	-	-
04	Architecture & Environ. Design	-	-	-	-	-	-	-	-	-	-	-	-
05	Area and Ethnic Studies	-	-	-	-	-	-	-	-	-	-	-	-
06	Business and Management	260	16.06%	-	-	-	-	10	7.41%	-	-	270	12.71%
07	Business and Office	-	-	-	-	-	-	-	-	-	-	-	-
08	Marketing and Distribution	-	-	-	-	-	-	-	-	-	-	-	-
09	Communications	25	1.54%	-	-	-	-	-	-	-	-	25	1.18%
10	Communication Technologies	-	-	-	-	-	-	-	-	-	-	-	-
11	Computer & Information Sciences	13	0.80%	-	-	-	-	-	-	-	-	13	0.61%
12	Cons., Pers., & Misc. Services	-	-	-	-	-	-	-	-	-	-	-	-
13	Education	775	47.87%	-	-	47	100.00%	46	34.07%	-	-	868	40.85%
14	Engineering	60	3.71%	-	-	-	-	7	5.19%	-	-	67	3.15%
15	Engr. & Engr. - Related Tech.	9	0.56%	-	-	-	-	1	0.74%	-	-	10	0.47%
16	Foreign Languages	7	0.43%	-	-	-	-	-	-	-	-	7	0.33%
17	Allied Health	34	2.10%	-	-	-	-	-	-	-	-	34	1.60%
18	Health Sciences	89	5.50%	-	-	-	-	-	-	123	37.96%	212	9.98%
19	Home Economics	7	0.43%	-	-	-	-	-	-	-	-	7	0.33%
20	Vocational Home Economics	0	0.00%	-	-	-	-	-	-	-	-	0	0.00%
21	Industrial Arts	-	-	-	-	-	-	-	-	-	-	-	-
22	Law	6	0.37%	-	-	-	-	-	-	201	62.04%	207	9.74%
23	Letters	45	2.78%	-	-	-	-	2	1.48%	-	-	47	2.21%
24	Liberal/General Studies	0	0.00%	-	-	-	-	-	-	-	-	0	0.00%
25	Library & Archival Sciences	2	0.12%	-	-	-	-	-	-	-	-	2	0.09%

(cont.)

TABLE 13. GRADUATE DEGREES GRANTED AT ARKANSAS PUBLIC COLLEGES AND UNIVERSITIES BY DISCIPLINE AND TYPE, 1989-90

CIP Code Discipline	Master's		Intermediate		Specialist		Doctoral		First Professional		Total	
	Number	Percent	Number	Percent	Number	Percent	Number	Percent	Number	Percent	Number	Percent
26 Life Sciences	26	1.61%	-	-	-	-	21	15.56%	-	-	47	2.21%
27 Mathematics	17	1.05%	-	-	-	-	1	0.74%	-	-	18	0.85%
28 Military Sciences	-	-	-	-	-	-	-	-	-	-	-	-
29 Military Technologies	-	-	-	-	-	-	-	-	-	-	-	-
30 Multi/Interdisciplinary Studies	-	-	-	-	-	-	-	-	-	-	-	-
31 Parks & Recreation	6	0.37%	-	-	-	-	-	-	-	-	6	0.28%
32 Basic Skills	-	-	-	-	-	-	-	-	-	-	-	-
36 Leisure and Recreational Activities	-	-	-	-	-	-	-	-	-	-	-	-
38 Philosophy & Religion	0	0.00%	-	-	-	-	0	0.00%	-	-	0	0.00%
39 Theology	-	-	-	-	-	-	-	-	-	-	-	-
40 Physical Sciences	18	1.11%	-	-	-	-	14	10.37%	-	-	32	1.51%
41 Science Technologies	-	-	-	-	-	-	-	-	-	-	-	-
42 Psychology	34	2.10%	-	-	-	-	10	7.41%	-	-	44	2.07%
43 Protective Services	9	0.56%	-	-	-	-	-	-	-	-	9	0.42%
44 Public Affairs	70	4.32%	-	-	-	-	-	-	-	-	70	3.29%
45 Social Sciences	36	2.22%	-	-	-	-	4	2.96%	-	-	40	1.88%
46 Construction Trades	-	-	-	-	-	-	-	-	-	-	-	-
47 Mechanics and Repairers	-	-	-	-	-	-	-	-	-	-	-	-
48 Precision Production	-	-	-	-	-	-	-	-	-	-	-	-
49 Transportation & Material Moving	-	-	-	-	-	-	-	-	-	-	-	-
50 Visual & Performing Arts	13	0.80%	-	-	-	-	-	-	-	-	13	0.61%
TOTALS	1,619	100.00%	-	-	47	100.00%	135	100.00%	324	100.00%	2,125	100.00%
Column Totals as Percentage of Grand Total		76.19%				2.21%		6.35%		15.25%		100.00%

Column percents may not total 100% due to rounding.

1. Includes degrees granted by UAF in Operations Management at Military Bases and in Instrumentation Science at UALR.

2. Does not include UAMS House Officer (Post-MD) degrees or post-baccalaureate Dietetic Internships at UAMS.

3. Includes degrees granted by UAF in Life Sciences through UAMS.



ANNUAL SUMMARY OF COMPLETIONS

**ANNUAL SUMMARY OF COMPLETIONS:  
DEGREES GRANTED AND OTHER FORMAL AWARDS  
CONFERRED BY ARKANSAS COLLEGES AND UNIVERSITIES, 1989-90**

Higher education institutions in Arkansas awarded 12,188 degrees and certificates in 1989-90, an increase of 419 or 3.6% over the 1988-89 academic year. According to records maintained by the Arkansas Department of Higher Education, this is the largest number of completions in Arkansas history. Associate degrees accounted for a large portion of degree growth, rising from 1,765 in 1988-89 to 2,055 in 1989-90, an increase of 16.4%. A five-year trend in completions for all Arkansas higher education institutions is shown in Figure 1.

Table 14 shows the number of awards by type for Arkansas public and independent institutions. The Arkansas public institutions granted over 85% of all awards, conferring all degrees above the master's level. Independent institutions, which are particularly strong at the baccalaureate level, awarded 1,481 bachelor's degrees in 1989-90, representing 87.5% of all completions in the independent sector.

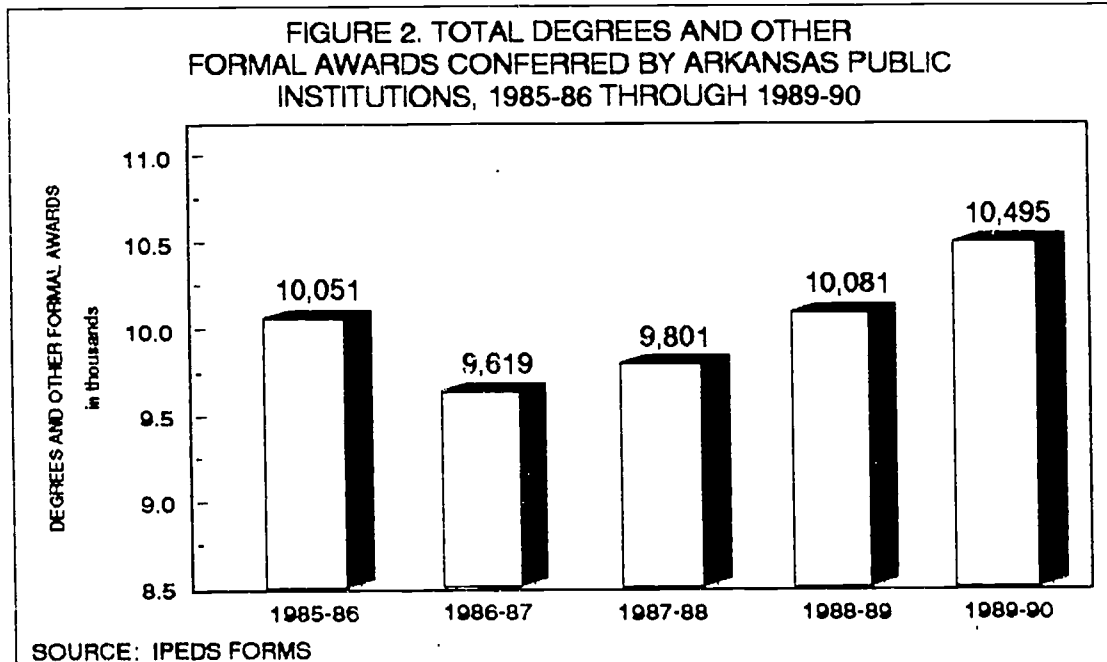
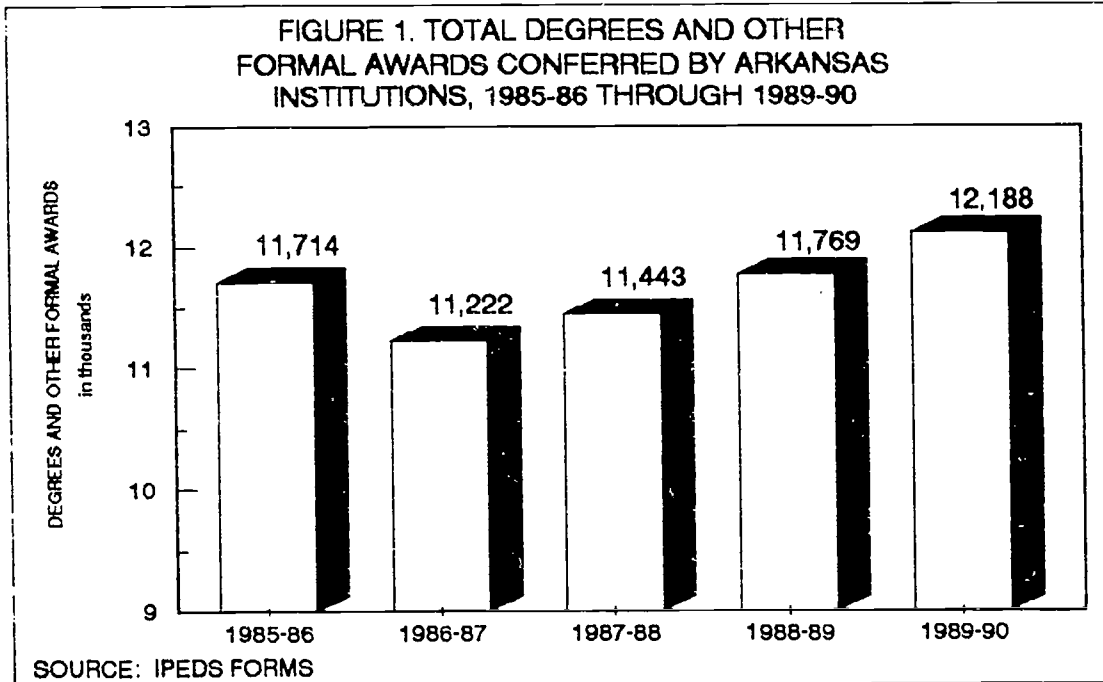
The following pages are analyses of degree trends at varying levels by Arkansas institutions of higher education with primary emphasis on public higher education institutions. These analyses include narratives, graphs depicting five-year trends, tables showing the largest concentration of degree disciplines, and comparisons of Arkansas trends and national trends in degree activity.

TABLE 14. ANNUAL SUMMARY OF COMPLETIONS BY ARKANSAS COLLEGES AND UNIVERSITIES, 1989-90

Degree or Award	Public	Independent	Total
Certificates	180	1	181
Associate Degrees	1,936	119	2,055
Bachelor's Degrees	6,009	1,481	7,430
Post-Baccalaureate Certificates	17	-	17
Master's Degrees	1,619	92	1,711
Specialist and Intermediate Degrees	47	-	47
Doctoral Degrees	135	-	135
First-Professional Degrees	324	-	324
Post First Professional Degrees	228	-	228
<b>Totals</b>	<b>10,495</b>	<b>1,693</b>	<b>12,188</b>

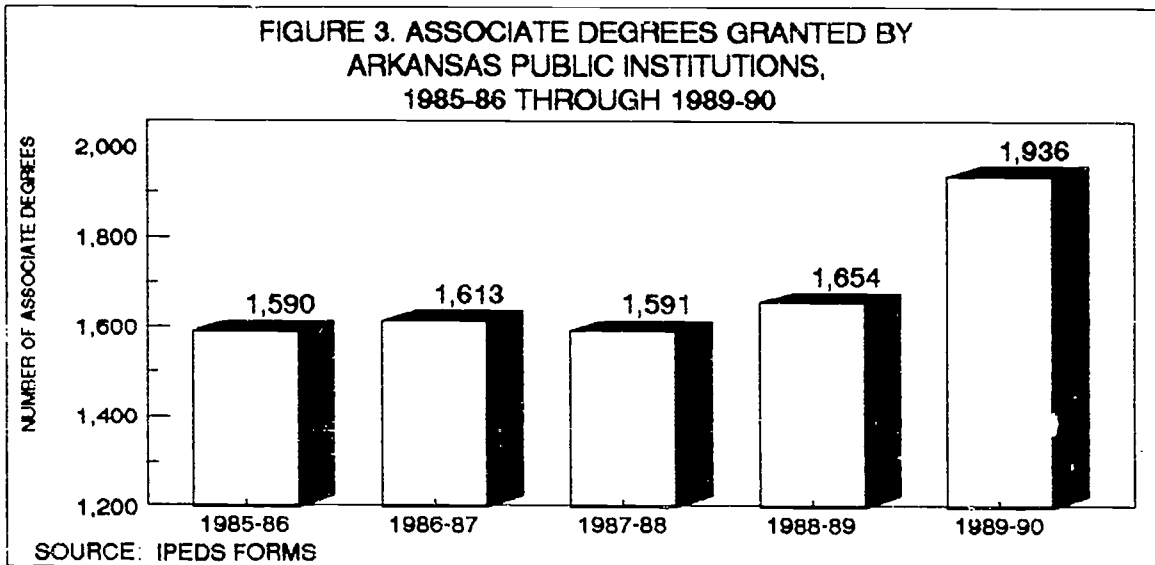
## FIVE-YEAR TREND AT ARKANSAS PUBLIC COLLEGES AND UNIVERSITIES

In 1989-90, Arkansas public colleges and universities conferred 10,495 degrees and other awards. This number represents a 4.1% increase over the previous year and a 9.1% increase over the 1986-87 year. The degree levels that increased from the previous year were associate, baccalaureate, post-baccalaureate, and doctoral degrees. Those degrees levels that did not increase from the previous year were certificates, master's, specialist, intermediate, first-professional, and post first-professional degrees. Figure 2 illustrates the five-year trend of total degree productivity for Arkansas public institutions of higher education.



## 1. Associate Degrees

The number of associate degrees conferred by Arkansas public higher education institutions rose sharply from 1,654 in 1988-89 to 1,936 in 1989-90, representing a 17% increase in the number of awards. This latest figure of 1,936 is the highest number of associate degrees awarded since 1984-85. Several two-year institutions attribute this positive change to an increased effort to see that their students apply for the degree rather than just leaving the school after taking transfer courses.



As shown by Table 15, the rankings of the most popular associate degree programs at the public institutions have not changed very much over the last three years. However, the percentage distribution of the top five degree programs has changed, particularly in the most popular field of Liberal/General Studies. In this discipline, the percentage of degrees granted increased by 4.12% and the actual number rose by 182 over the previous year. In the second most popular area, Health Sciences, the number of degrees rose by 93 while the percentage decreased by 1.78% from 1988-89. The Business and Management field, while continuing to be ranked third, decreased both the number and percentage of total associate degrees awarded. Marketing and Distribution awards have risen by 36 or .87% since 1987-88. Associate degrees in Engineering and Engineering-Related Technologies decreased by 10 degrees over the previous year and rose by 23 since 1987-88. Overall, the top five ranked associate degrees accounted for 87% of degrees awarded at this level.

TABLE 15. ACADEMIC DISCIPLINES WITH LARGEST NUMBER OF ASSOCIATE DEGREES, ARKANSAS PUBLIC FOUR- AND TWO-YEAR INSTITUTIONS, 1987-88 THROUGH 1989-90

CIP Code	Discipline	1987-88			1988-89			1989-90		
		Percent	Number	Rank	Percent	Number	Rank	Percent	Number	Rank
24	Liberal/Gen. Studies	39.79%	833	1	36.22%	599	1	40.34%	781	1
18	Health Sciences	25.02%	398	2	27.61%	407	2	25.83%	500	2
07	Business & Office	10.62%	169	3	11.19%	185	3	8.68%	168	3
08	Marketing & Distribution	5.59%	89	4	5.80%	96	5	6.46%	125	4
15	Engineering and Related Technologies	5.47%	87	5	7.26%	120	4	5.68%	110	5

## 2. Baccalaureate Degrees

Arkansas public universities awarded 6,009 bachelor's degrees in 1989-90, a 3.4% increase over the previous year and a 9.9% increase over the 1986-87 academic year. The trend shown in Figure 4 shows a decline in baccalaureate productivity from 1985-86 to 1986-87, with a steady increase from 1986-87 to present. This pattern is entirely consistent with national trends according to the 1990 edition of the Digest of Education Statistics, a publication produced by the National Center for Education Statistics. According to the estimates reported in this publication, this upward trend will continue through the 1994-95 year.

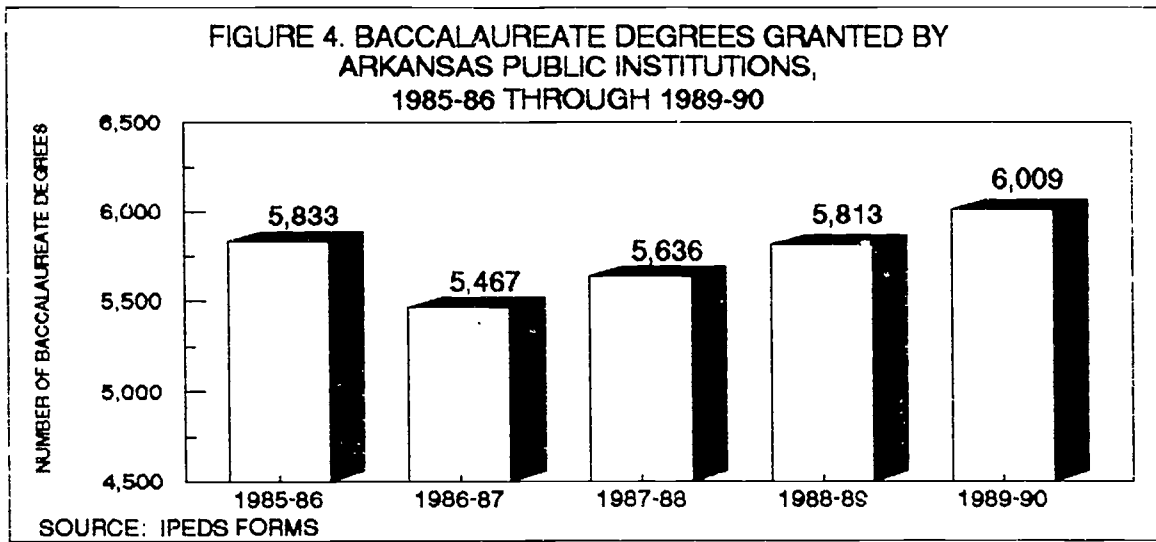


Table 16 provides data on the disciplines with the largest degree production at the baccalaureate level. Business and Management and Education continue to be the two most prevalent degree programs; however, the number of Business and Management degrees declined by 103 or 6.6% since 1988-89. The most interesting change has occurred in the remaining top five fields. The Social Sciences discipline, which ranked fifth in degree production in 1988-89, rose to third place in 1989-90, increasing the number of degrees by 66. The Engineering field, which ranked third in 1988-89 dropped to a fifth place ranking in 1989-90. Although there were more Engineering degrees awarded in 1989-90 than the previous two years, more growth occurred in the Social and Health Sciences areas. Sixty-five percent of all baccalaureate degrees were granted in these top five disciplines.

**TABLE 16. ACADEMIC DISCIPLINES WITH LARGEST NUMBER OF BACHELOR'S DEGREES,  
ARKANSAS PUBLIC FOUR-YEAR INSTITUTIONS, 1987-88 THROUGH 1989-90**

CIP Code	Discipline	1987-88			1988-89			1989-90		
		Percent	Number	Rank	Percent	Number	Rank	Percent	Number	Rank
06	Business & Management	26.85%	1,513	1	27.03%	1,571	1	24.43%	1,468	1
13	Education	23.19%	1,307	2	23.03%	1,339	2	23.15%	1,391	2
45	Social Sciences	-	-	-	5.13%	298	5	6.06%	364	3
18	Health Sciences	6.64%	374	3	5.21%	303	4	6.04%	363	4
14	Engineering	4.81%	271	4	5.38%	313	3	5.36%	322	5
09	Communications	4.45%	251	5	-	-	-	-	-	-

### 3. Master's Degrees

The number of master's degrees conferred by Arkansas public higher education institutions totalled 1,619 for the 1989-90 academic year. This represents a 4.1% decrease over the previous year and is the lowest number awarded since 1984-85. Figure 5 illustrates the rise and fall in the number of master's degrees awarded since 1985-86.

Education has consistently remained the most popular master's degree program. However, the number of master's degrees granted in this field has steadily dropped over the past few years. In 1987-88, 821 degrees were conferred in this field, which was over 50% of all master's degrees awarded. The 775 awards in 1989-90 was a 5.6% decrease over the 1987-88 number and represented 47.87% of all master's degrees awarded.

In 1988-89, a reclassification of disciplines occurred in which the Operations Management Degree was changed from the Engineering discipline to the Business and Management field. This caused a large increase in Business and Management degrees in 1988-89. Even with this reclassification, this increase did not endure; in 1989-90, the Business and Management field declined by 81 degrees or 23.8%. All public higher education institutions in the state of Arkansas that are authorized to award master's degrees in Business and Management conferred fewer degrees in this discipline than the previous year.

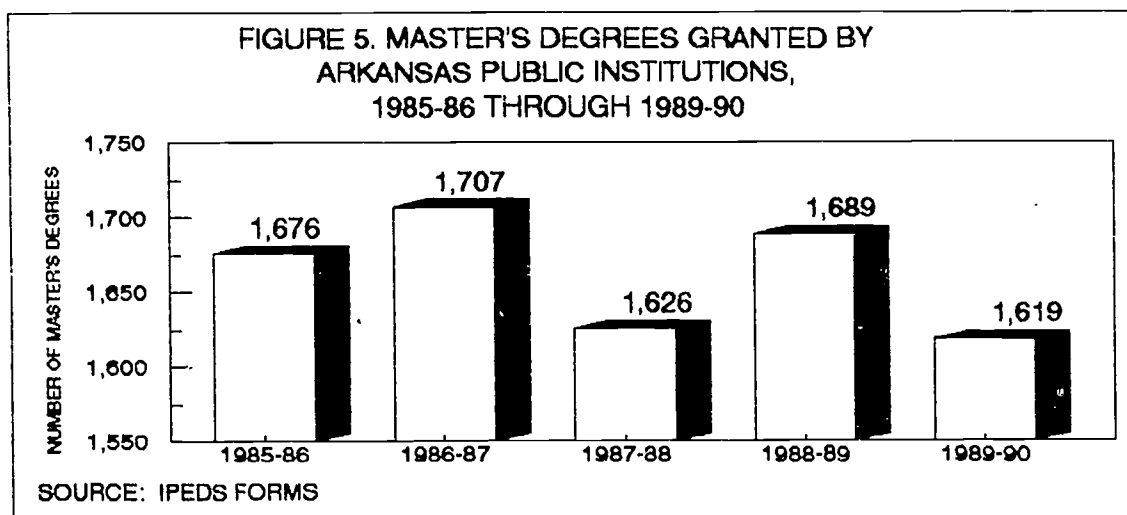


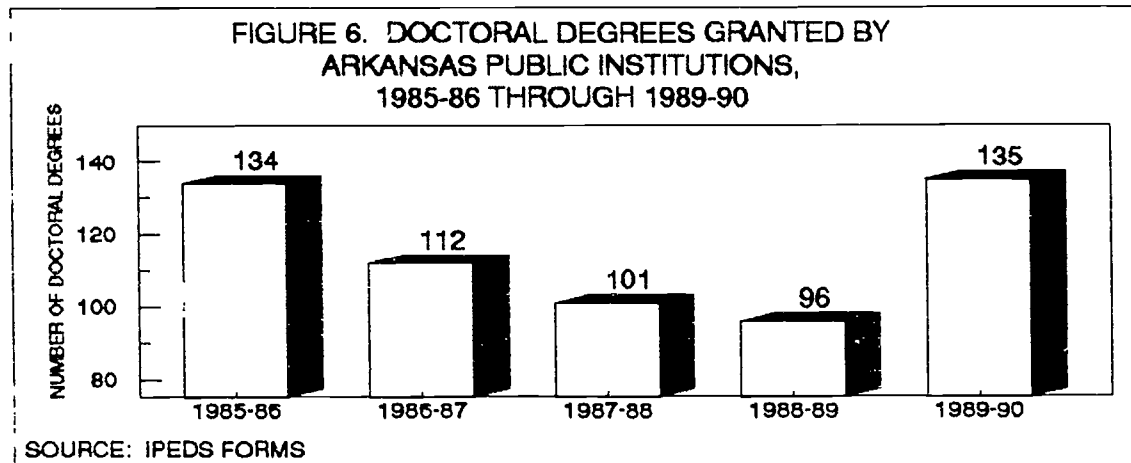
Table 17 gives the percentage breakdown and ranking of the most popular degree programs at the master's level. All in all, these top five ranking programs accounted for 77% of all master's degrees awarded at Arkansas public higher education institutions.

TABLE 17. ACADEMIC DISCIPLINES WITH LARGEST NUMBER OF MASTER'S DEGREES,  
ARKANSAS PUBLIC FOUR-YEAR INSTITUTIONS, 1987-88 THROUGH 1989-90

CIP Code	Discipline	1987-88			1988-89			1989-90		
		Percent	Number	Rank	Percent	Number	Rank	Percent	Number	Rank
13	Education	50.49%	821	1	47.07%	795	1	47.87%	775	1
06	Business & Management	7.13%	116	3	20.19%	341	2	16.06%	260	2
18	Health Sciences	4.86%	79	4	4.91%	83	3	5.50%	89	3
44	Public Affairs	4.74%	77	5	3.26%	55	4	4.32%	70	4
14	Engineering	11.56%	188	2	3.02%	51	5	3.71%	60	5

#### 4. Doctoral Degrees

After a steady four-year decline in doctoral degrees from 1985-86 to 1988-89 (see Figure 6), the University of Arkansas, Fayetteville awarded 135 doctorates, the highest number granted in Arkansas history. This number represents a 40.63% increase over the 1988-89 academic year and a 20.54% increase over the 1986-87 year. Prior to 1990, the University of Arkansas, Fayetteville was the only doctoral granting institution in the state of Arkansas, with six programs being held on the campus of the University of Arkansas for Medical Sciences. In 1990, the Arkansas State Board of Higher Education approved a doctoral program in Instrumentation Sciences at the University of Arkansas at Little Rock.



As in previous years, most doctorates were awarded in the field of Education. Forty-six doctoral degrees were awarded in Education in 1989-90, up from 32 the previous year, for a 43.75% increase. In Arkansas, the Education field continues to comprise 30-35% of all doctoral degrees granted. According to the most recent data from the National Center for Education Statistics, doctoral degrees in Education account for over 20% of all doctorates awarded in the nation.

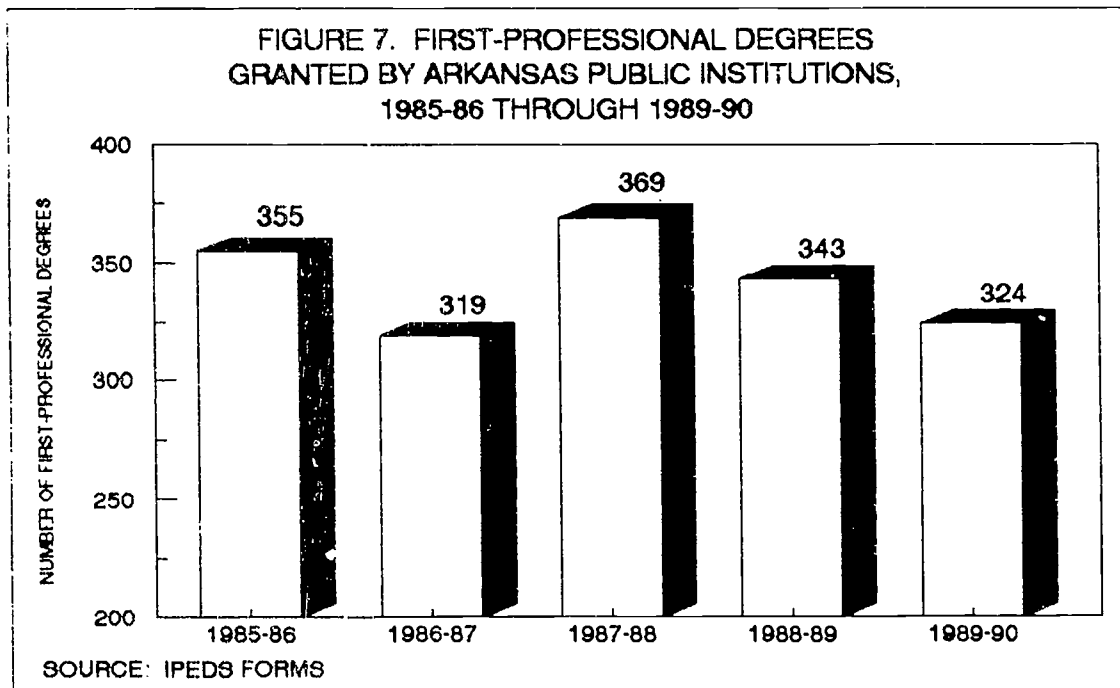
Table 18 illustrates the largest degree production at the doctoral level. The most significant changes occurred in the field of Agricultural Sciences and Physical Sciences. The doctorates in these disciplines more than doubled from 1988-89 to 1989-90. Of the top five ranked doctoral programs, all experienced an increase over the 1988-89 year with the exception of Business and Management, which fell from 14 to 10 doctorates in 1989-90. These top five programs comprised 89% of all doctoral degrees awarded in the state of Arkansas.

**TABLE 18. ACADEMIC DISCIPLINES WITH LARGEST NUMBER OF DOCTORAL DEGREES,  
ARKANSAS PUBLIC FOUR-YEAR INSTITUTIONS, 1987-88 THROUGH 1989-90**

CIP Code	Discipline	1987-88			1988-89			1989-90		
		Percent	Number	Rank	Percent	Number	Rank	Percent	Number	Rank
13	Education	31.68%	32	1	33.33%	32	1	34.07%	46	1
26	Life Sciences	6.93%	7	5	15.63%	15	2	15.58%	21	2
02	Agricultural Sciences	8.91%	9	4	9.38%	9	4	14.07%	19	3
40	Physical Sciences	15.84%	16	2	-	-	-	10.37%	14	4
06	Business & Management	13.85%	14	3	14.58%	14	3	7.41%	10	5
42	Psychology	-	-	-	-	-	-	7.41%	10	5
14	Engineering	6.93%	7	5	8.33%	8	5	-	-	-

## 5. First Professional Degrees

In 1989-90, Arkansas awarded 324 first professional degrees, a decline of 5.5% over the previous year and a 12.2% decrease from 1987-88. There are three institutions in the state of Arkansas that grant first professional degrees. Law degrees are granted at the University of Arkansas, Fayetteville and the University of Arkansas at Little Rock. All medical degrees are awarded at the University of Arkansas for Medical Sciences. While the number of medical degrees awarded has remained fairly consistent (between 120 and 130) for the past few years, the number of law degrees has been steadily dropping since 1987-88. In 1989-90, UAF awarded 113 law degrees, down from 120 in 1988-89 and 135 in 1987-88. Similarly, UALR awarded 88 law degrees in 1989-90, a decline from 98 in 1988-89 and 112 in 1987-88. Arkansas trends in first professional degrees are entirely consistent with national trends in that fewer students are pursuing legal careers and the number of those seeking medical careers remains fairly constant.



### Summary

In view of the overall rise in degree productivity in the state of Arkansas, it is evident that our society is becoming increasingly more cognizant of the benefits of a degree in higher education. As both the college going rate and higher education enrollments continue to rise, it is probable that the number of graduates will also continue to increase.



REPORT OF DEGREE PRODUCTIVITY

DEGREE PRODUCTIVITY IN NEW PROGRAMS  
APPROVED BY THE STATE BOARD OF HIGHER EDUCATION

The following pages report the degree productivity for all new programs approved by the State Board of Higher Education since 1981. For each institution, the tables report degree awards by year for every new degree program. Productivity is low or non-existent in the first few years after a program has been established: students enrolling in the new program are at least two years away from completion. Programs approved in 1989 and 1990 have not been included in this report because they are unlikely to have any graduates until next year.

Review of the data in this report shows that most programs established since 1981 meet the State Board's current productivity guidelines. These standards are currently under review with the chief academic officers. Utilizing a computerized database developed by the Department for this purpose, ADHE will make annual reports of degree productivity in newly-established programs; this information will also be taken into account in evaluating future new program proposals.

TABLE 19. DEGREE PRODUCTIVITY IN NEW PROGRAMS APPROVED BY THE STATE BOARD OF HIGHER EDUCATION

DEGREE PROGRAMS APPROVED IN 1981

Inst.	Degree Type	CIP Code	CIP Classification	1985-86	1986-87	1987-88	1988-89	1989-90
ASUJ	BS	14.0101	Engineering	24	18	10	16	21
ATU	BS	6.0701	Hotel & Res. Mgmt.	7	6	4	6	6
HSU	BFA	50.0701	Studio Arts	0	0	0	0	0
MCCC	Assoc.	24.0199	General Studies	9	6	5	0	5
SAUM	BBA	7.0301	Computer Information Systems			14	16	5
SAUM	MEd	13.1007	Special Education	0	2	1	0	1
SAUT	AS	6.0401	Business Administration	13	20	8	21	11
UAF	EdD	13.1001	Special Education	2	1	2	3	*
UAF	EdD	13.1201	Adult Education	4	0	0	1	*
UALR	MEd	13.1004	Teaching Gifted & Talented	27	29	41	24	17
UALR	MA	45.0801	Public History	0	3	1	2	1
UAPB	BA	19.0902	Fashion Merchandising	5	2	7	2	3

\* ADHE has incomplete data on productivity in these programs.

DEGREE PROGRAMS APPROVED IN 1982

Inst.	Degree Type	CIP Code	CIP Classification	1985-86	1986-87	1987-88	1988-89	1989-90
ASUJ	BS	11.0101	Computer Appli. (LRAFB)	8	13	4	9	7
ASUJ	MPA	44.0401	Public Administration	11	11	13	4	4
SAUM	BSE	13.1314	Health, Phys. Ed. & Rec.	14	20	13	2	14
UAF	BFA	50.0701	Art	23	18	14	18	11
UAM	BS	11.0101	Computer Science	8	12	12	8	7

DEGREE PROGRAMS APPROVED IN 1983

Inst.	Degree Type	CIP Code	CIP Classification	1985-86	1986-87	1987-88	1988-89	1989-90
RNCC	AA & AGS	24.0102	General Studies	5	5	19	5	6
UAF	MS	6.1303	Operations Management-Grad. Res. Center in Camden	199	164	139	191	153
UALR	BSE	13.1003	Special Ed. - Deaf Ed.	0	0	3	2	2

\*UAF reports the MS in Operations Management as an aggregate total. They do not break out the location of the degree program.



DEGREE PROGRAMS APPROVED IN 1984

Inst.	Degree Type	CIP Code	CIP Classification	1985-86	1986-87	1987-88	1988-89	1989-90
ASUB	AGE	24.0102	General Education	99	100	60	14	30
ASUJ	MS	11.0101	Computer Science	1	5	5	2	4
ASUJ	MS	20.0203	Early Childhood Services	0	0	0	0	0
UAF	BSE	13.1309	Industrial & Technical Ed.	4	7	2	4	2
UAM	BSN	18.1101	Nursing	0	0	4	8	0
UAPB	BSN	18.1101	Nursing	0	0	22	12	17

DEGREE PROGRAMS APPROVED IN 1985

Inst.	Degree Type	CIP Code	CIP Classification	1985-86	1986-87	1987-88	1988-89	1989-90
ASUJ	BA	50.0901	Music	0	0	1	2	0
ASUJ	MSE	13.1004	Gifted, Talented, & Creative	0	0	3	4	3
ATU	MS	16.0101	Foreign Language	1	0	0	0	0
ATU	BA	13.1004	Gifted & Talented	1	3	10	10	9
UAF***	BSA	1.0102	Domestic and International Agricultural Mktng.	0	0	1	4	6
UAF***	BS	14.0901	Computer Science Engineering	20	13	23	29	19
UAF***	BS	11.0101	Computer Science	31	22	17	19	11
UAF***	MS	11.0101	Computer Science	2	5	13	7	8
UALR*	MEd	13.0401	Educational Administration	0	0	1	8	1
UALR*	MEd	13.0501	Instructional Resources				0	1
UALR*	MEd	13.1101	Counselor Education	0	0	2	4	0
UALR*	MEd	13.1201	Adult Education	0	0	3	5	6
UALR*	MEd	13.1205	Secondary Education				25	18
UALR*	MEd	13.1205	Secondary Education OPT. 1 (See Sec. Educ.)	0	1	0	0	
UALR*	MEd	13.1205	Secondary Education Opt. II (See Sec. Educ.)	0	0	7	0	
UALR*	MA	23.1101	Tech. & Expos. Writing	0	1	1	4	9
UALR*	EdS	13.0401	Educational Admin.	0	1	0	0	0
UALR*	EdS	13.1101	Counselor Education	0	0	0	1	0
UALR*	EdS	13.1202	Elementary Education	0	0	47	0	0
UALR*	EdS	13.1205	Secondary Education	0	0	0	0	0
UAMS	BS	17.0208	Nuclear Medicine Technology	0	3	4	5	3
UCA	MSE	13.0405	Sec. School Leadership	0	1	12	23	28
UCA	MS	13.1314	Physical Education	7	6	6	8	7
UCA	MM	50.0903	Music Performance	0	1	3	4	1
UCA	EdS	13.0405	Educational Leadership	0	1	8	15	14
WCC	AGS	24.0102	General Studies			1	2	12

\*UAF transfer of program responsibility to UALR.

\*\*\*Reorganization and establishment of new departments.

UALR does not report any Mildly Handicapped MEd degrees.

DEGREE PROGRAMS APPROVED IN 1986

Inst.	Degree Type	CIP Code	CIP Classification	1985-86	1986-87	1987-88	1988-89	1989-90
ASUJ	BS	6.0901	International Business Studies		0	0	0	2
UALR	BS	15.0301	Computer Engineering Technology		0	0	4	1
UCA	MS	13.1307	Health Education	3	0	3	2	3

DEGREE PROGRAMS APPROVED IN 1987

Inst.	Degree Type	CIP Code	CIP Classification	1985-86	1986-87	1987-88	1988-89	1989-90
UAF	MS	9.0401	Journalism				0	0
UAF	MS	14.0901	Computer Science Engineering			3	1	1
UAMS	BS	17.0306	Cytotechnology				1	4

DEGREE PROGRAMS APPROVED IN 1988

Inst.	Degree Type	CIP Code	CIP Classification	1985-86	1986-87	1987-88	1988-89	1989-90
ASUJ	BS	6.0705	Transportation				0	2
ASUJ*	BS	13.1314	Physical Education	29	41	31	38	40
ASUJ	MS	18.1101	Nursing, General				0	0
HSU***	BS	49.0102	Aviation	9	8	13	5	7
UAF*	BA	11.0101	Computer Science	31	22	17	19	11
UAF	MS	17.0402	Health Science				2	0
UAF	MS	17.0804	Exercise and Movement Sciences				3	7
UALR	BS	15.0203	Surveying				0	0
UALR	MS	11.0101	Computer & Information Sciences				0	1
UAMS	MS	26.0609	Clinical Nutrition				0	0
UCA	MS	18.0103	Speech-Language Pathology				0	0
UCA	MS	19.0101	Home Economics				0	1
UCA	MS	25.9999	Library Media & Information Technologies					

\* In reporting, these institutions aggregate the BS, BA, and/or BSE degrees.

\*\* HSU received approval for two new tracks in 1988. These new program tracks are aggregated with old program tracks.

APPENDIX A

DEGREES GRANTED AND OTHER FORMAL AWARDS CONFERRED BY  
ARKANSAS PUBLIC COLLEGES AND UNIVERSITIES,  
1985-86 THROUGH 1989-90

TABLE A-1. CERTIFICATES CONFERRED BY ARKANSAS PUBLIC TWO-YEAR INSTITUTIONS, 1985-86 THROUGH 1989-90

Inst.	CIP Code	CIP Classification	1985-86	1986-87	1987-88	1988-89	1989-90
ASUB	7.0301	Data Processing	-	-	-	0	0
	7.0701	Secretarial Training	0	1	2	1	1
	Total		0	1	2	1	1
EACC	6.2001	Indus. Supervision & Safety	-	-	-	0	0
	7.0401	Supervision	2	0	0	1	9
	7.0701	Office Occupations	0	1	0	3	2
	7.0702	Clerk Typist	10	4	3	5	2
	15.0303	Electronics	1	1	0	0	2
	17.0206	Adv. Emerg. Medical Tech.	0	1	7	1	4
	43.0105	Criminal Justice	0	1	1	1	0
	48.0105	Drafting and Design	0	0	0	0	0
Total		13	8	11	11	19	
GCCC	6.1701	Real Estate	0	0	0	0	0
	7.0301	Supervisory Management	1	0	5	8	0
	7.0301	Business Data Processing	0	0	2	4	1
	7.0401	Admin. Office Management	3	1	1	6	2
	7.0601	Secretarial Science	1	1	2	3	2
	7.0608	Automated Word Processing (See 7.0801)	4	-	-	-	-
	7.0705	Clerical Skills	3	1	2	5	3
	7.0801	Word Processing	-	-	2	5	3
	10.0104	Radio Broadcasting	0	0	0	0	0
	15.0202	Engineering Assistant	0	0	2	4	0
	17.0206	Adv. Emerg. Medical Tech.-Paramedic Edu. Program	0	1	0	1	0
	17.0503	Medical Admin. Asst.	0	0	0	0	0
	17.0506	Medical Secretarial Science	3	0	0	4	0
	17.0605	Licensed Practical Nursing	0	0	0	0	0
	20.0401	Fast Food Management	0	0	0	0	0
	43.0105	Criminal Justice	0	0	1	1	0
	43.0203	Fire Protection	1	0	0	0	0
50.0202	Pottery	0	0	0	0	0	
Total		16	4	17	41	11	
MCCC	1.0101	Agriculture	0	0	0	0	0
	7.0301	Business Data Processing	0	0	0	0	0
	8.0301	Business Management	3	2	1	0	0
	43.0105	Criminal Justice	0	0	0	0	0
	49.0101	Private & Commer. Aviation	0	0	0	0	0
Total		3	2	1	0	0	

TABLE A-1. CERTIFICATES CONFERRED BY ARKANSAS PUBLIC TWO-YEAR INSTITUTIONS, 1985-86 THROUGH 1989-90

Inst.	CIP Code	CIP Classification	1985-86	1986-87	1987-88	1988-89	1989-90
NACC	1.0101	Agri-Business	-	-	-	-	-
	7.0601	Office Administration	0	0	0	0	0
	7.0701	Clerical Skills	0	0	0	0	0
	15.0403	Electromechanical Tech. (Coop Vo-Tech)	0	0	0	0	0
	17.0206	Emergency Med. Tech.	-	-	-	0	0
	48.0101	Drafting	0	0	0	0	0
Total			0	0	0	0	0
PCCC	7.0303	Data Proc. Mach. Oper.	7	1	3	2	0
	7.0601	Secretarial Science	3	2	1	6	2
	7.0605	Med. Records Trans.	3	13	19	0	1
	12.0403	Cosmetology	26	23	9	6	11
	15.0404	Instrumentation Technology	0	0	0	1	0
	17.0602	Nurse Assistant	0	0	0	0	0
	17.0605	Practical Nursing	9	0	0	0	0
	46.0499	Building Trades Technology	0	0	0	0	0
	47.0104	Micro-Computer Repair	-	-	1	1	7
	47.0105	Industrial Electricity & Electronics	2	1	4	0	3
	47.0201	A/C & Refrigeration	2	0	0	0	0
	47.0301	Maint. Mechanics Technology	0	0	0	0	0
	47.0601	Farm Equipment Mechanics	0	0	3	0	0
	47.0604	Automotive Mechanics	1	0	0	3	0
	48.0101	Drafting	0	0	2	0	2
	48.0206	Lithographic Occupations	1	3	2	4	4
48.0508	Welding	0	0	1	0	0	
Total			54	43	45	23	30
RMCC	7.0301	Business Data Processing	-	-	1	0	0
	7.0601	Secretarial Science	7	0	0	1	2
	17.0605	Practical Nursing	10	0	13	14	14
	46.0201	Building Trades (Res. Carpentry)	1	0	0	0	1
	47.0604	Auto Mech. (Emphasis in Power Trains & Chassis)	0	0	0	0	0
	47.0604	Auto Mech. (Emphasis in Engines & Tune-ups)	0	0	0	0	0
	47.0605	Diesel Mech. (Emphasis in Engines & Fuel Systems)	0	2	0	0	0
	47.0605	Diesel Mech. (Emphasis in Engines & Power Trains)	0	0	0	0	0
48.0503	Machine Shop	0	1	2	0	0	
Total			18	3	16	15	17



TABLE A-1. CERTIFICATES CONFERRED BY ARKANSAS PUBLIC TWO-YEAR INSTITUTIONS, 1985-86 THROUGH 1989-90

Inst.	CIP Code	CIP Classification	1985-86	1986-87	1987-88	1988-89	1989-90
SAUE	7.0601	Office Occupations	1	1	1	0	2
	7.9999	General Business	-	-	-	0	0
Total			1	1	1	0	2
SAUT	7.0301	Data Processing	0	0	0	0	6
	7.0606	Secretarial (Deleted)	0	2	-	-	-
	7.0801	Word Processing	0	0	0	5	4
	8.0301	Small Business Admin.	0	0	0	0	1
	15.0303	Electronics	0	3	0	0	0
	15.0399	Robotics & Mfg. Auto. (Deleted)	5	3	0	-	-
	20.0202	Day Care Center Assistant	-	0	0	0	0
	20.0406	Food Preparation	0	0	0	0	0
Total			5	8	0	5	11
WCC	7.0601	Secretarial Science	7	6	3	2	1
	17.0205	Emerg. Med. Tech.	0	0	0	11	13
	17.0211	Operating Room Tech.	2	0	7	11	11
	17.0605	Practical Nursing	11	5	8	10	13
	20.0202	Human Services (Deleted 1986)	2	1	-	-	-
	47.0104	Microprocessor Computer Technology	4	4	0	1	0
	47.0105	Industrial Electronics & Electrical Maint.	24	26	23	18	18
	47.0303	Gen. Indust. Plant Maint.	2	1	0	1	6
	47.0604	Auto Mechanics	9	10	8	1	2
	48.0101	Drafting	5	6	4	8	3
	48.0503	Machine Shop	4	5	6	8	5
48.0508	Welding	5	4	5	1	3	
Total			75	68	64	72	75
Grand Total			185	138	157	168	166

TABLE A-2. ASSOCIATE DEGREES CONFERRED BY PUBLIC TWO-YEAR INSTITUTIONS, 1985-86 THROUGH 1989-90

Inst.	CIP Code	CIP Classification	1985-86	1986-87	1987-88	1988-89	1989-90
ASUB	6.0403	Production Inventory & Management	-	-	-	0	0
	7.0301	Data Processing	1	0	0	2	6
	7.0701	Secretarial Training (Deleted)	-	-	-	1	-
	15.0202	Computer Aided Drafting & Design	-	-	-	0	6
	15.0303	Electronic Technology	-	-	-	7	6
	15.0402	Computer Serv. Technology	-	-	-	10	6
	15.0403	Electromech. Technology	-	-	-	4	3
	15.0404	Industrial Instrumentation	0	0	0	0	1
	15.0607	Plastics Technology	-	-	-	0	0
	15.0702	Quality Control Technology	-	0	0	4	0
	15.0805	Manuf. Eng. Technology	-	-	-	0	0
	21.0101	Coop. Program with Vo-Tech	4	0	0	0	3
	24.0101	Liberal Arts	-	-	62	97	118
	24.0102	General Education	99	100	60	14	30
Total			104	100	122	139	179
EACC	1.0501	Agri. Sales & Services	4	0	0	0	0
	7.0301	Business Data Processing	1	1	2	2	8
	7.0601	Secretarial Science	7	7	5	5	5
	8.0301	Business Administration	3	4	5	3	19
	15.0303	Electronics	4	3	0	3	2
	17.0206	Adv. Emerg. Med. Tech.	1	0	3	0	1
	18.1101	Nursing	36	35	29	23	25
	21.0101	Indus. Arts (Coop. Program with Vo-Tech)	1	0	3	0	0
	24.0102	General Education	38	51	53	61	61
	43.0105	Criminal Justice	1	1	2	5	5
	47.0604	Auto. Maint. & Service	0	0	0	0	0
	48.0105	Drafting and Design	1	3	0	1	0
Total			97	105	102	103	126
GCCC	6.1701	Real Estate	0	0	0	0	0
	7.0101	Accounting	4	6	13	9	5
	7.0201	Banking	0	0	0	0	1
	7.0301	Business Data Processing	3	3	4	2	2
	7.0601	Secretarial Science	1	0	2	2	4
	7.0608	Automated Word Processing (See 7.0801)	3	3	-	-	-
	7.0801	Word Processing	-	-	3	6	3
	15.0303	Electronics (with Vo-Tech)	2	4	11	4	8
	17.0206	Emerg. Med. Serv. - Paramedic Educ.	4	1	1	1	0
	17.0209	Radiologic Technology	9	9	3	9	5
	17.0309	Medical Laboratory Tech.	2	0	1	1	4
	17.0503	Medical Admin. Assistant	0	0	0	0	0
	17.0506	Medical Records Technician	0	0	0	0	8
18.1101	Registered Nursing	32	36	31	37	35	

TABLE A-2. ASSOCIATE DEGREES CONFERRED BY PUBLIC TWO-YEAR INSTITUTIONS, 1985-86 THROUGH 1989-90

Inst.	CIP Code	CIP Classification	1985-86	1986-87	1987-88	1988-89	1989-90
GCCC	21.0101	Coop with Industry (Machine Tech)	1	0	0	0	0
(cont.)	21.0101	Coop with Vo-Tech	2	3	4	1	1
	21.0101	Management of Industrial Technology	-	-	-	1	0
	24.0102	General Education	48	41	52	39	56
	43.0105	Criminal Justice	6	3	9	5	8
	43.0203	Fire Protection	16	21	25	16	26
	48.0203	Commercial Art	3	2	5	1	4
Total			136	132	164	134	170
MCCC	1.0101	Agriculture/Agri-Business	0	0	0	0	0
	1.0601	Hort., Landscape, & Nursery Oper.	-	-	-	0	0
	6.2001	Supervision	-	-	2	2	1
	7.0301	Business Data Processing	2	5	5	4	4
	7.0601	Office Admin. Tech.	3	6	4	5	4
	8.0301	Business Management	13	13	7	25	16
	15.0303	Electronics Technology	-	-	1	0	1
	15.0603	Industrial Technology (Deleted 1988)	5	2	4	5	5
	18.1101	Nursing	30	36	27	13	17
	21.0101	Co-op Prog. with Vo-Tech	0	0	1	0	0
	21.0101	Occupational Education (Specialty)	-	-	-	1	0
	24.0102	General Education	74	79	62	70	80
	24.0199	General Studies	9	6	5	0	5
	43.0105	Criminal Justice	4	1	3	1	6
	44.0701	Social Work	0	0	0	0	0
Total			140	148	121	126	139
NACC	7.0301	Business Data Processing	1	0	0	0	0
	7.0601	Office Administration	1	1	5	1	9
	8.0301	Business Mid-Management	0	4	6	6	11
	15.0303	Consumer Elec. Tech. (Coop Vo-Tech)	1	2	3	2	3
	15.0401	Biomedical Elect. Tech. (Coop Vo-Tech)	2	1	0	0	0
	15.0403	Electromechanical Tech. (Coop Vo-Tech)	10	9	5	1	4
	17.0206	Emergency Med. Tech.	-	-	-	0	1
	18.1101	Nursing	20	19	37	32	45
	21.0101	Indus. Arts (Coop Vo-Tech)	0	0	0	0	0
	24.0102	General Education	95	84	98	100	150
	43.0105	Admin. of Justice	2	3	2	0	2
	47.0103	Broadcast Technology (Coop Vo-Tech)	2	0	0	0	0
	47.0105	Adv. Indus. Consumer Elec. (Coop Vo-Tech)	0	2	1	2	4
	48.0101	Drafting	0	0	0	0	0
Total			134	125	157	144	229

TABLE A-2. ASSOCIATE DEGREES CONFERRED BY PUBLIC TWO-YEAR INSTITUTIONS, 1985-86 THROUGH 1989-90

Inst.	CIP Code	CIP Classification	1985-86	1986-87	1987-88	1988-89	1989-90
PCCC	1.0102	Agri-Business	0	0	0	0	0
	7.0301	Business Data Processing	23	14	10	9	7
	7.0601	Secretarial Science	11	3	15	10	12
	8.0301	Business Management	0	4	3	2	7
	8.0301	Mkt. Mgmt. Coop. Intern	0	0	0	0	0
	8.0301	Business Administration	6	7	17	10	10
	12.0403	Cosmetology	1	0	0	0	0
	15.0404	Instrumentation Technology	0	0	0	0	0
	17.0209	Radiologic Technology	3	3	0	0	0
	17.0309	Medical Laboratory Tech.	3	6	6	2	4
	18.1101	Nursing	41	23	23	24	44
	20.0404	Dietetic Technology	0	0	0	0	0
	21.0101	Indus. Arts (Coop Vo-Tech)	0	0	0	0	0
	24.0101	Liberal Studies	0	0	0	0	1
	24.0101	General Education	23	23	18	20	17
	46.0499	Building Trades Technology	0	0	0	0	0
	47.0104	Computer Electronics	0	4	4	4	3
	47.0105	Industrial Elect. & Elect.	8	1	5	1	1
	47.0201	Air Conditioning & Tech.	0	2	0	0	0
	47.0301	Maintenance Mechanics	2	0	0	0	0
	47.0601	Farm Equipment Mechanics	0	1	0	0	0
	47.0604	Automotive Technology	1	0	0	0	0
	47.0608	Airframe & Powerplant	0	0	0	0	0
	48.0101	Drafting Technology	7	1	6	3	4
	48.0206	Lithographic Occupations	0	0	0	2	3
	48.0508	Welding Technology	0	1	3	0	0
Total			129	93	110	87	113
RHCC	7.0301	Business Data Processing	-	-	5	3	4
	7.0601	Secretarial Science	2	3	4	3	4
	8.0301	Business Administration	1	1	4	2	1
	24.0101	Liberal Arts	2	9	8	5	4
	24.0102	General Studies	5	5	19	5	6
	46.0201	Building Trades Technology	0	0	0	0	1
	47.0604	Automotive Technology	2	1	2	0	0
	47.0605	Diesel Technology	2	4	1	1	1
	48.0503	Machine Tool Technology	-	-	2	1	0
Total			14	23	45	20	21



TABLE A-2. ASSOCIATE DEGREES CONFERRED BY PUBLIC TWO-YEAR INSTITUTIONS, 1985-86 THROUGH 1989-90

Inst.	CIP Code	CIP Classification	1985-86	1986-87	1987-88	1988-89	1989-90
SAUE	7.0102	Business-Options in Data Proc. & Accounting	-	-	-	-	4
	7.0102	Business/Accounting (See Options in D/P & Acctng.)	-	-	1	0	-
	7.0102	Business/Data Processing (See Opt. in D/P & Acct)	-	-	3	12	-
	7.0601	Office Occupations	8	7	3	1	3
	7.9999	General Business Administration	-	-	1	3	1
	17.0209	Radiologic Technology	7	7	6	5	9
	17.0309	Medical Laboratory Tech	3	3	8	2	2
	21.0101	Co-op Prog. with Vo-Tech	0	0	0	1	0
	24.0102	General Education (Coop Vo-Tech)	36	45	36	60	49
	43.0105	Criminal Justice	0	1	0	0	2
Total			54	63	58	84	70
SAUT	6.0401	Business Administration	13	20	8	21	11
	7.0305	Computer Prog. Tech.	12	12	2	8	7
	7.0401	Office Supervision & Management	-	-	-	0	4
	7.0601	Administrative Assistant (Deleted)	2	2	1	1	-
	7.0606	Secretarial Science (Deleted)	2	1	3	6	-
	8.0201	Marketing & Distribution (Deleted 1988)	0	0	1	2	1
	8.0901	Hotel & Restaurant Mgmt.	2	1	2	1	3
	15.0303	Electronics	28	12	21	18	16
	15.0399	Electrical & Electronic Technology, Other	-	-	4	6	1
	15.0401	Medical Elect. Tech. (Deleted 1986)	-	-	-	-	-
	15.0402	Computer/Communication Maintenance	0	0	0	11	3
	15.0403	Electromechanical	4	5	3	7	1
	15.0603	Computer Integrated Mfg. (Deleted)	-	0	0	0	-
	15.0801	Avionics	-	-	-	-	0
	15.0805	Mechanical Design	0	1	0	4	1
	15.9999	Technology	-	0	0	2	0
	24.0102	General Studies	4	6	4	6	7
	47.0303	Industrial Maintenance	0	0	0	1	2
	47.0608	Aviation Maint. Technology	5	5	5	3	7
	48.0102	Architecture & Bldg. Construction	3	10	5	9	6
	48.0203	Commercial Advert. Art (Deleted)	3	6	5	2	-
	48.0204	Professional Photography	0	2	3	1	1
	50.0402	Graphic Design	0	0	0	0	1
50.0499	Computer-Aided Design	0	0	0	0	0	
Total			78	83	67	109	72

TABLE A-2. ASSOCIATE DEGREES CONFERRED BY PUBLIC TWO-YEAR INSTITUTIONS, 1985-86 THROUGH 1989-90

Inst.	CIP Code	CIP Classification	1985-86	1986-87	1987-88	1988-89	1989-90
WCC	7.0101	Accounting Tech.	-	-	-	0	3
	7.0201	Finance Banking	1	4	3	2	4
	7.0301	Computing & Information Management Systems	28	8	11	7	8
	7.0601	Secretarial Science	6	7	12	7	3
	8.0301	Business Administration	34	56	39	44	57
	15.0303	Electronics	20	29	21	17	13
	15.0702	Quality Technology	-	-	0	0	0
	17.0209	Radiologic Technology	6	3	3	3	2
	17.0309	Medical Lab Technology	-	-	-	0	0
	17.0818	Respiratory Care	-	-	-	0	3
	18.1101	Nursing Technology	102	63	55	69	101
	22.0103	Legal Assistant	-	-	-	0	7
	24.0101	General Education	88	111	112	107	135
	24.0102	General Studies	-	-	1	2	12
	43.0107	Law Enforcement	4	1	2	5	3
	43.0201	Fire Science Technology	1	0	0	0	0
	47.0104	Microprocessor Computer Tech.	-	-	3	0	0
	47.0604	Automotive Technology	5	5	4	4	1
	48.0101	Drafting	3	8	2	10	3
	48.0503	Mechanical Technology	2	5	2	4	2
48.0508	Welding Technology	2	3	3	0	4	
Total			302	303	273	281	361
Grand Total			1,188	1,175	1,219	1,227	1,480

TABLE A-3. CERTIFICATES CONFERRED BY ARKANSAS PUBLIC FOUR-YEAR INSTITUTIONS, 1985-86 THROUGH 1989-90

Inst.	CIP Code	CIP Classification	1985-86	1986-87	1987-88	1988-89	1989-90
ASUJ	7.0301	Business Infor. System	0	0	0	0	0
	7.0601	Secretarial Science	0	0	0	0	0
Total			0	0	0	0	0
ATU	7.0607	Medical Transcription	-	-	-	0	0
UALR	15.0301	Engineering Technology (Computer) (Deleted)	-	-	1	-	-
	15.0701	Engineering Technology (Health Care Facilities)	-	-	0	0	1
Total			-	-	1	0	1
UAHS	17.0206	Emerg. Med. Sci. Tech.	6	7	7	5	8
	17.0210	Respiratory Therapy Tech.	-	-	-	0	3
	17.0211	Surgical Technology	0	8	5	8	2
	17.0306	Cytotechnology (Deleted 1987)	4	4	3	-	-
Total			10	19	15	13	13
UAPB	19.0705	Gerontology	-	-	-	0	0
Grand Total			10	19	16	13	14

TABLE A-4. ASSOCIATE DEGREES CONFERRED BY ARKANSAS PUBLIC FOUR-YEAR INSTITUTIONS, 1985-86 THROUGH 1989-90

Inst.	CIP Code	CIP Classification	1985-86	1986-87	1987-88	1988-89	1989-90
ASUJ	7.0301	Business Infor. Systems	6	7	3	24	18
	7.0601	Administrative Services	17	17	5	10	6
	13.1309	Vocational Education	1	1	0	1	0
	17.0209	Radiologic Technology	0	5	11	8	11
	17.0309	Medical Lab. Technology	0	0	5	4	1
	18.1101	Nursing	46	67	46	50	54
	24.0102	General Studies	5	1	3	6	7
43.0107	Law Enforcement	1	2	3	0	4	
Total			76	100	76	103	101
ATU	7.0601	Secretarial Science	6	5	5	3	8
	15.0999	Mining & Minerals Tech.	0	0	0	0	0
	17.0503	Medical Assistant	3	12	2	9	5
	24.0102	General Studies	5	5	5	6	8
Total			14	22	12	18	21
HSU	7.0601	Office Administration	9	10	4	9	2
	20.0201	Child Care	0	3	2	1	4
Total			9	13	6	10	6
SAUM	2.0101	Agriculture	1	1	0	0	0
	7.0301	Computer Information Systems	-	-	-	0	0
	7.0701	Vocational Office Occupations	6	9	7	1	6
	15.0603	Industrial Technology	1	1	1	1	0
	18.1101	Nursing	31	40	24	39	46
	24.0102	General Studies	1	2	2	0	0
Total			40	53	34	41	52
UAF	7.0601	Admin. Office Procedures	7	7	6	6	2
	18.1101	Nursing Science	55	45	42	45	50
Total			62	52	48	51	52





TABLE A-4. ASSOCIATE DEGREES CONFERRED BY ARKANSAS PUBLIC FOUR-YEAR INSTITUTIONS, 1985-86 THROUGH 1989-90

Inst.	CIP Code	CIP Classification	1985-86	1986-87	1987-88	1988-89	1989-90
UALR	7.0401	Administrative Services (Deleted 1989)	5	6	6	5	1
	11.0201	Computer Programming	1	6	4	3	4
	13.1003	Interpreting for the Deaf	6	9	6	3	2
	14.0101	Engineering (Deleted 1986)	3	2	-	-	-
	15.0101	Engr. Tech. (Arch.)	0	1	1	0	0
	15.0201	Engr. Tech. (Const.)	5	1	1	2	2
	15.0203	Engr. Tech. (Land Survey) (Deleted 1988)	2	0	6	2	4
	15.0303	Engr. Tech. (Elec.)	5	2	3	2	5
	15.0604	Engineering Technology (Manufacturing)	1	2	1	3	3
	15.0805	Engr. Tech. (Mechanical)	6	4	1	1	0
	18.1101	Nursing	57	59	61	55	53
	21.0101	Associate of Applied Science (Coop/Vo-Tech)	0	2	1	2	5
	24.0102	General Studies	15	26	33	27	35
	43.0107	Law Enforcement	8	7	4	5	7
Total			114	127	128	110	121
UAM	7.0301	Data Processing	4	3	2	3	0
	7.0401	Office Administration	12	0	2	2	4
	18.1101	Nursing	18	17	23	20	30
	24.0102	Liberal Arts	-	-	-	-	0
Total			34	20	27	25	34
UAMS	15.0401	Biomedical Instrumentation Technology	8	4	0	4	6
	17.0102	Dental Hygiene	5	8	7	15	11
	17.0201	Cardiopulmonary Technology	-	-	-	0	0
	17.0206	Emerg. Med. Sci. Tech.	5	2	4	3	3
	17.0209	Radiologic Technology	1	2	0	1	1
	17.0210	Respiratory Therapy	17	7	0	16	20
	17.0211	Surgical Technolgy	5	2	4	0	5
	18.1101	Nursing	0	0	0	0	0
Total			41	25	15	39	46
UAPB	15.0603	Industrial Technology	0	0	0	0	0
	43.0104	Criminal Justice Studies	-	-	-	4	3
	43.0105	Corrections & Law Enforcement (Deleted)	2	1	3	-	-
Total			2	1	3	4	3

TABLE A-4. ASSOCIATE DEGREES CONFERRED BY ARKANSAS PUBLIC FOUR-YEAR INSTITUTIONS, 1985-86 THROUGH 1989-90

Inst.	CIP Code	CIP Classification	1985-86	1986-87	1987-88	1988-89	1989-90
UCA	7.0601	Administrative Services	4	10	12	11	6
	8.0301	Distributive Education	5	5	5	1	0
	13.1320	Vocational Industrial Edu.	0	1	0	0	0
	17.0815	Physical Therapy Asst.	-	8	6	14	14
	20.0201	Day Care Management	1	1	0	0	0
Total			10	25	23	26	20
Grand Total			402	438	372	427	456



TABLE A-5. BACHELOR'S DEGREES CONFERRED BY ARKANSAS PUBLIC FOUR-YEAR INSTITUTIONS, 1985-86 THROUGH 1989-90

Inst.	CIP Code	CIP Classification	1985-86	1986-87	1987-88	1988-89	1989-90
ASUJ	1.0102	Agri. Bus. & Economics	33	31	23	21	15
	2.0101	General Agriculture	1	2	1	3	3
	2.0201	Animal Science	10	8	2	7	10
	2.0401	Plant Science	15	6	7	6	5
	3.0601	Wildlife Management	2	3	3	9	3
	6.0101	Manufacturing Technology	0	1	0	5	3
	6.0201	Accounting	78	75	47	57	57
	6.0301	Finance	29	25	37	34	39
	6.0401	Business Administration	36	50	55	45	50
	6.0401	Management	43	32	36	37	26
	6.0501	Business Economics	1	1	1	1	3
	6.0705	Transportation	-	-	-	0	2
	6.0901	International Business Studies	0	0	0	0	2
	6.1401	Marketing	52	46	53	67	61
	6.1701	Real Estate and Insurance	10	12	8	9	7
	7.0601	Administrative Services	7	9	10	3	4
	9.0401	Journalism	30	30	26	20	30
	9.0701	Radio-TV	37	41	30	27	25
	11.0101	Computer Science	33	21	26	22	18
	11.0101	Computer Appli. (LRAFB)	8	13	4	9	7
	11.0301	Computer Information Systems	49	29	32	32	44
	13.1001	Mildly Handicapped/Elem.(See Spec.Ed.Mildly Hand.)	15	12	13	-	-
	13.1001	Spec. Ed. Mildly Handicapped (K-12 & Elementary)	7	5	6	18	18
	13.1202	Elementary Education	87	70	110	109	97
	13.1204	Early Childhood Education	46	52	62	74	86
	13.1301	Agricultural Education	9	6	5	10	2
	13.1302	Art Education	6	7	6	8	6
	13.1303	Business Education	5	7	7	10	2
	13.1305	English	10	10	11	8	17
	13.1306	Spanish	2	2	1	0	1
	13.1306	French	0	0	0	1	0
	13.1311	Mathematics Education	8	7	5	13	12
	13.1312	Vocal Music Education	7	4	7	5	9
	13.1312	Instrumental Music	13	5	5	8	2
	13.1314	Physical Education	29	41	31	38	40
	13.1316	Chemistry	0	2	0	1	1
	13.1316	Biology	11	7	9	9	10
	13.1316	Physics Edu.	0	0	0	0	0
	13.1317	Social Science Education	18	27	22	20	18
	13.9999	Printing Education	0	0	0	0	0
	13.9999	Speech Comm. & Theatre Arts	4	2	1	1	4
	14.0101	Engineering	24	18	10	16	21
	14.0301	Agricultural Engineering	3	3	6	3	3
	16.0901	French	1	0	0	0	1
	16.0905	Spanish	2	1	0	0	2
	18.0102	Communicative Disorders	-	-	-	8	10
	18.0102	Speech Pathology (See Communicative Disorders)	22	15	12	-	-
	18.0701	Health Services Admin.	0	3	4	2	10
	18.0901	Medical Technology	17	17	9	9	7
	18.1101	Nursing	28	25	39	23	37

TABLE A-5. BACHELOR'S DEGREES CONFERRED BY ARKANSAS PUBLIC FOUR-YEAR INSTITUTIONS, 1985-86 THROUGH 1989-90

Inst.	CIP Code	CIP Classification	1985-86	1986-87	1987-88	1988-89	1989-90
ASUJ	23.0101	English	3	7	5	1	10
(cont.)	23.1001	Speech Communications	4	1	3	1	3
	24.0102	General Studies	4	0	2	9	13
	26.0101	Biology	0	2	2	2	0
	26.0301	Botany	1	1	0	0	1
	26.0701	Zoology	12	19	16	16	12
	27.0101	Mathematics	9	5	6	5	2
	38.0101	Philosophy	2	6	4	2	5
	40.0501	Chemistry	5	6	5	9	6
	40.0801	Physics	0	2	3	1	5
	42.0101	Psychology	17	19	14	24	32
	44.0701	Social Work	14	11	22	20	14
	45.0401	Criminology	11	9	11	8	18
	45.0601	Economics	0	1	1	2	2
	45.0701	Geography	3	2	0	1	2
	45.0801	History	4	6	2	1	8
	45.1001	Political Science	15	5	11	11	14
	45.1101	Sociology	6	12	3	7	7
	45.1201	Urban & Regional Affairs	1	0	2	3	0
	48.0201	Printing	9	6	9	4	5
	50.0402	Graphic Design	7	5	11	7	8
	50.0501	Theatre Arts	6	5	3	3	6
	50.0701	Art	7	8	5	4	9
	50.0901	Music	0	0	1	2	0
	50.0903	Sacred Music	0	0	0	0	0
	50.0903	Music - Performance	1	1	0	0	1
Total			989	922	923	951	1,013

ATU	1.0102	Agricultural Business	23	19	22	15	14
	3.0601	Fisheries & Wildlife Mgmt.	11	10	12	21	18
	6.0201	Accounting	41	28	26	27	24
	6.0401	Business Administration	62	89	74	77	73
	6.0701	Hotel & Res. Mgmt.	7	6	4	6	6
	6.1302	Management Science	0	0	0	0	0
	7.0401	Office Management	4	4	3	4	5
	9.0401	Journalism	9	5	4	9	11
	11.0101	Computer Science	25	18	14	16	7
	13.1202	Elementary Education	58	55	72	60	83
	13.1302	Art Education	2	3	2	1	2
	13.1303	Business Education	6	5	5	7	10
	13.1305	English	1	1	3	8	9
	13.1306	Foreign Languages Education	0	0	2	0	0
	13.1311	Mathematics	1	0	5	4	13
	13.1312	Music Education	7	10	10	11	9
	13.1314	Health & Phy. Edu.	25	28	16	32	21
	13.1316	Physical Science	0	0	0	2	0
	13.1316	Biology	0	0	1	1	3

TABLE A-5. BACHELOR'S DEGREES CONFERRED BY ARKANSAS PUBLIC FOUR-YEAR INSTITUTIONS, 1985-86 THROUGH 1989-90

Inst.	CIP Code	CIP Classification	1985-86	1986-87	1987-88	1988-89	1989-90
ATU	13.1316	Chemistry	1	0	0	2	0
(cont.)	13.1318	Social Studies	4	0	6	9	7
	13.1399	Journalism	0	0	0	2	0
	13.1399	Speech	0	0	1	0	0
	14.0101	Engineering	14	11	5	7	9
	16.0101	Foreign Language	1	0	0	0	0
	18.0703	Health Information Mgmt.	2	12	6	9	6
	18.0901	Medical Technology	3	4	0	0	0
	18.1101	Nursing	7	13	14	19	18
	23.0101	English	8	6	3	5	4
	23.0501	Creative Writing	1	1	1	1	1
	23.1001	Speech	4	7	1	5	2
	26.0101	Biology	9	14	6	17	11
	26.9999	Natural Science	7	8	1	1	3
	27.0101	Mathematics	5	26	9	10	7
	31.0201	Recreation Administration	2	1	2	1	2
	31.0301	Parks Administration	6	8	6	11	2
	40.0101	Physical Science	4	3	1	8	6
	40.0501	Chemistry	3	3	4	2	4
	40.0601	Geology	18	12	6	4	2
	42.0101	Psychology	10	12	7	8	14
	44.0702	Rehabilitation Science	10	4	6	7	6
	45.0601	Economics and Finance	11	7	7	20	9
	45.0801	History & Political Science	19	23	26	21	29
	45.1101	Sociology	6	5	1	7	5
	50.0701	Art	6	5	8	6	10
	50.0901	Music	3	2	2	1	0
Total			446	468	404	484	465
HSU			55	64	64	59	63
	6.0101	Business Administration	14	8	20	16	13
	6.0201	Accounting	9	8	5	7	7
	7.0301	Business Computer Science	2	3	1	3	1
	9.0401	Journalism	1	1	4	4	5
	9.0401	Mass Media Communication	8	5	2	6	4
	11.0101	Computer Science - Math	55	47	45	65	73
	13.1202	Elementary Education	4	6	5	6	4
	13.1302	Art	7	4	8	7	8
	13.1303	Voc. Business Education	5	4	5	9	12
	13.1305	English	0	1	2	0	1
	13.1306	Spanish	2	2	1	5	7
	13.1308	Voc. Home Economics	3	2	3	5	8
	13.1311	Mathematics	4	2	5	7	1
	13.1312	Music Choral	2	2	-	-	-
	13.1312	Music Theory (Deleted 1987)	4	8	4	6	6
	13.1312	Music Instrumental	28	29	19	26	27
	13.1314	Physical Education	5	6	6	7	2
	13.1316	Biology	1	0	0	0	2
	13.1316	General Science	0	0	1	0	0
	13.1316	Physics					

TABLE A-5. BACHELOR'S DEGREES CONFERRED BY ARKANSAS PUBLIC FOUR-YEAR INSTITUTIONS, 1985-86 THROUGH 1989-90

Inst.	CIP Code	CIP Classification	1985-86	1986-87	1987-88	1988-89	1989-90
HSU	13.1316	Chemistry	1	1	1	2	0
(cont.)	13.1317	Social Science	4	11	9	7	11
	13.1399	Speech and Theatre	0	0	3	0	1
	13.1399	Journalism	1	1	0	0	0
	16.0905	Spanish	1	0	1	0	0
	17.0310	Medical Technology	0	1	1	0	0
	18.0103	Communication Disorders	3	3	5	5	8
	18.1101	Nursing	22	29	22	31	24
	19.0101	Home Economics	4	5	4	2	2
	23.0101	English	2	0	3	4	3
	23.1001	Speech and Theatre	5	6	4	1	3
	26.0101	Biology	15	17	15	17	16
	27.0101	Mathematics	2	2	2	2	2
	31.0301	Recreation	3	2	3	3	16
	40.0501	Chemistry	1	4	1	6	3
	40.0801	Physics	2	0	3	0	3
	42.0101	Psychology	5	4	6	10	3
	44.0401	Public Administration	1	0	3	4	2
	44.0701	Social Work	10	7	12	14	17
	45.0801	History	2	3	4	3	6
	45.1001	Political Science	4	1	2	4	4
	45.1101	Sociology	6	5	12	19	20
	49.0102	Aviation	9	8	13	5	7
	50.0402	Graphic Design	3	5	4	9	7
	50.0701	Studio Arts	0	0	0	0	0
	50.0708	Art	0	0	0	0	0
	50.0903	Music Instrumental	0	1	1	5	0
	50.0903	Music Voice	0	0	0	0	0
	50.0904	Music Composition	0	1	0	1	0
Total			315	319	334	392	402
			=====	=====	=====	=====	=====
SAUM	1.0101	Agriculture Business	14	14	6	13	11
	6.0101	General Business	13	11	14	17	17
	6.0201	Accounting	17	22	21	34	22
	6.0301	Finance	5	11	14	13	18
	6.0401	Management	8	15	15	14	17
	6.1401	Marketing	19	13	15	13	18
	6.2001	Industrial Management	3	5	3	1	3
	6.9999	Liberal Arts/Business	-	-	-	-	0
	7.0301	Computer Information Systems	-	-	14	16	5
	7.0401	Administrative Services	4	3	1	4	3
	9.0401	Mass Communications	4	13	11	9	12
	11.0101	Computer Science (See 07.0301)	19	16	-	-	-
	13.1202	Elementary Education	34	36	46	34	27
	13.1301	Vocational Agri. Educ.	2	7	6	3	1
	13.1302	Art	1	1	2	2	0
	13.1303	Business Education	4	9	4	3	3
	13.1305	English	1	2	2	1	1
	13.1306	Spanish	1	0	5	0	0

TABLE A-5. BACHELOR'S DEGREES CONFERRED BY ARKANSAS PUBLIC FOUR-YEAR INSTITUTIONS, 1985-86 THROUGH 1989-90

Inst.	CIP Code	CIP Classification	1985-86	1986-87	1987-88	1988-89	1989-90	
SAUM	13.1311	Mathematics	0	4	4	4	4	
(cont.)	13.1312	Music (Emphasis in Piano, Instrumental, & Vocal)	3	1	0	3	3	
	13.1314	Health, Phys. Ed. & Rec.	14	20	13	2	14	
	13.1316	General Science	0	2	1	1	1	
	13.1316	Biological Science	3	2	0	4	0	
	13.1316	Chemistry	0	0	0	0	0	
	13.1316	Physics	0	0	0	0	1	
	13.1318	Social Studies	3	3	7	7	3	
	13.1399	Speech	1	0	5	0	0	
	15.0603	Industrial Technology	-	-	-	-	0	
	16.0905	Spanish	0	1	0	0	1	
	17.0310	Medical Technology	1	1	2	2	2	
	23.0101	English	3	4	2	0	3	
	26.0101	Biological Science	13	6	6	6	9	
	27.0101	Mathematics	2	4	2	0	2	
	30.0101	General Science	4	1	1	2	0	
	30.9999	Applied Studies	4	4	4	4	5	
	40.0501	Chemistry	0	0	3	3	3	
	40.0801	Physics (Deleted 1987)	1	-	-	1	-	
	40.0899	Physics, Engineering	1	1	2	0	2	
	42.0101	Psychology	3	6	5	7	8	
	44.0201	Recreation & Comm. Serv.	0	3	0	4	6	
	44.0701	Social Work (Deleted 1988)	3	5	1	-	-	
	45.0601	Economics	1	2	1	1	1	
	45.0801	History	1	5	5	2	2	
	45.1001	Political Science	4	1	0	3	3	
	45.1101	Sociology	2	2	2	2	8	
	50.0501	Theatre	0	0	0	1	2	
	50.0701	Art	0	0	0	2	3	
	50.0901	Music	0	0	0	1	0	
			Total	216	256	245	239	244
				=====	=====	=====	=====	=====
UAF	1.0102	Domestic and International Agricultural Mktng.	0	0	1	4	6	
	1.0102	Agriculture Business	26	28	25	18	16	
	1.0103	Agricultural Economics	6	0	1	1	2	
	1.0201	Agri. Mechanization	6	4	1	1	3	
	1.0603	Landscape Design & Urban Hort.	2	7	2	3	2	
	1.9999	Agricultural Journalism	0	0	0	0	0	
	2.0201	Animal Science	33	18	28	19	12	
	2.0204	Animal Nutr. (Deleted)	-	-	-	1	-	
	2.0206	Dairy Science	3	0	2	0	0	
	2.0209	Poultry Science	16	4	13	7	12	
	2.0299	Domestic Animal Biology	4	1	1	0	3	
	2.0301	Food Science	3	7	9	4	5	
	2.0402	Agronomy	10	8	6	3	6	
	2.0403	Horticulture	8	3	3	3	4	
	2.0408	Plant Prot./Pest Management	2	4	1	2	3	

TABLE A-5. BACHELOR'S DEGREES CONFERRED BY ARKANSAS PUBLIC FOUR-YEAR INSTITUTIONS, 1985-86 THROUGH 1989-90

Inst.	CIP Code	CIP Classification	1985-86	1986-87	1987-88	1988-89	1989-90
UAF	2.0501	Soil Science	4	2	1	0	0
(cont.)	3.0101	Environmental Science (Deleted)	3	2	-	2	1
	4.0101	Architectural Studies	4	4	2	6	5
	4.0201	Architecture	40	43	38	28	39
	4.0601	Landscape Architecture	6	8	1	3	11
	6.0101	General Business	22	34	30	29	24
	6.0201	Accounting	107	79	73	82	100
	6.0301	Finance and Banking	88	95	93	95	74
	6.0401	Administrative Management	26	45	43	39	52
	6.0501	Business Economics	3	5	4	6	4
	6.0705	Transportation	7	9	9	10	16
	6.0801	Finance and Insurance	10	3	9	9	12
	6.1401	Marketing	139	121	132	132	132
	6.1601	Personnel Management	26	28	27	40	17
	6.1701	Finance and Real Estate	39	33	27	25	18
	6.2001	Industrial Management	4	3	5	1	5
	6.9999	Acct. & Data Processing	9	19	15	18	20
	7.0401	Office Systems Management	6	1	1	6	5
	9.0101	Communication	59	51	63	59	81
	9.0401	Journalism	56	42	52	58	67
	11.0101	Computer Science	31	22	17	19	11
	11.0301	Comp. Info. Sys. & quant. Analysis	50	42	49	26	21
	13.1099	Teaching Mildly Handicapped	25	20	15	24	7
	13.1202	Elementary Education	85	72	96	89	86
	13.1205	Secondary Ed.	0	0	2	2	2
	13.1301	Agricultural Education	7	12	9	4	8
	13.1302	Art Education	2	3	1	3	2
	13.1303	Business Education	11	10	6	19	9
	13.1305	English Education	7	10	13	8	11
	13.1306	Foreign Language Education	2	0	5	3	2
	13.1307	Health Sciences	5	7	5	12	8
	13.1308	Home Economics Education	11	4	4	8	3
	13.1309	Industrial & Technical Ed.	4	7	2	4	2
	13.1311	Mathematics Education	15	16	16	10	12
	13.1312	Music Education	10	11	13	12	13
	13.1314	Physical Education	41	35	35	27	24
	13.1316	Science Education	14	14	20	15	16
	13.1318	Social Studies Education	7	22	20	27	15
	13.1399	Speech Education	0	0	3	3	0
	13.1399	Journalism Education	1	0	2	0	0
	14.0301	Agricultural Engineering	9	4	5	4	3
	14.0701	Chemical Engineering	45	41	32	24	32
	14.0801	Civil Engineering	52	30	38	39	33
	14.0901	Computer Science Engineering	20	13	23	29	19
	14.1001	Electrical Engineering	66	73	74	92	78
	14.1701	Industrial Engineering	53	36	25	38	33
	14.1901	Mechanical Engineering	41	47	53	61	42
	16.0501	German	2	6	2	6	5
	16.0901	French	8	2	1	9	6
	16.0905	Spanish	4	2	3	5	3
	18.0103	Speech Pathology/Audiology	17	10	11	10	10
	18.1801	Medical Science	2	2	4	1	4



TABLE A-5. BACHELOR'S DEGREES CONFERRED BY ARKANSAS PUBLIC FOUR-YEAR INSTITUTIONS, 1985-86 THROUGH 1989-90

Inst.	CIP Code	CIP Classification	1985-86	1986-87	1987-88	1988-89	1989-90
UAF	19.0101	General Home Economics	4	7	1	0	1
(cont.)	19.0501	Foods and Nutrition	6	5	8	8	2
	19.0601	Housing and Interior Design	9	12	11	12	9
	19.0701	Human Dev. & Family Studies	8	6	5	6	5
	19.0901	Clothing, Textiles, & Merch.	19	24	23	19	19
	23.0101	English	38	41	25	16	37
	23.0201	Classical Studies	1	0	2	4	3
	26.0301	Botany	1	0	1	2	1
	26.0501	Microbiology	12	13	16	18	25
	26.0701	Zoology	44	44	29	21	22
	27.0101	Mathematics	15	17	12	15	16
	30.0101	Natural Science	7	6	5	20	14
	31.0101	Recreation	-	-	-	2	7
	38.0101	Philosophy	3	3	6	1	4
	40.0501	Chemistry	19	21	10	5	10
	40.0601	Geology	22	19	5	8	4
	40.0703	Earth Science	1	0	1	1	0
	40.0801	Physics	4	2	2	6	2
	42.0101	Psychology	34	36	34	34	41
	43.0104	Criminal Justice	11	16	13	21	27
	44.0401	Public Administration	7	7	3	7	9
	44.0701	Social Work	13	17	12	16	23
	45.0201	Anthropology	8	1	5	9	8
	45.0601	Economics	5	9	1	4	4
	45.0701	Geography	2	4	6	4	6
	45.0801	History	18	19	15	23	28
	45.1001	Political Science	34	14	31	32	45
	45.1101	Sociology	3	2	1	5	7
	45.1201	Urban Studies (Deleted 1984)	1	1	-	-	-
	50.0301	Dance Education (Deleted)	0	0	1	-	-
	50.0501	Drama	1	4	4	7	4
	50.0602	Film	0	0	0	0	0
	50.0701	Art	23	18	14	18	11
	50.0903	Music	10	3	7	9	6
		Total	1,807	1,655	1,631	1,700	1,677
UALR	6.0101	General Business	23	21	29	28	23
	6.0201	Accounting	43	50	55	54	51
	6.0301	Fin. (Emphasis Gen. Fin., Real Estate, & Insurance)	24	33	34	31	31
	6.0401	Management	41	28	33	28	38
	6.0501	Economics	2	2	5	1	1
	6.1302	Industrial Management	4	11	4	7	2
	6.1401	Marketing	31	28	33	38	34
	7.0301	Computer Information Systems	2	7	3	4	7
	7.0601	Office Systems Mgmt.	3	3	2	4	3
	9.0101	Speech Communication	13	19	17	22	20
	9.0201	Advertising	7	2	1	4	3
	9.0401	Journalism	23	6	23	20	25
	9.0701	Radio, T.V., & Film	23	20	19	22	32
	11.0101	Computer Science	34	49	34	37	33



TABLE A-5. BACHELOR'S DEGREES CONFERRED BY ARKANSAS PUBLIC FOUR-YEAR INSTITUTIONS, 1985-86 THROUGH 1989-90

Inst.	CIP Code	CIP Classification	1985-86	1986-87	1987-88	1988-89	1989-90
UALR	13.1003	Special Ed. - Deaf Ed.	0	0	3	2	2
(cont.)	13.1201	Adult Education (Deleted 1989)	2	0	0	-	-
	13.1202	Elementary Education	49	53	47	40	64
	13.1302	Art (Deleted 1989)	1	1	0	-	-
	13.1303	Business Education (Deleted 1989)	5	4	6	-	-
	13.1305	English (Deleted 1989)	11	2	5	1	-
	13.1306	Foreign Languages (Deleted 1989)	1	1	1	-	-
	13.1307	Health. Phys. Ed. Rec. (Deleted 1989)	10	22	17	9	8
	13.1311	Mathematics (Deleted 1989)	4	3	2	1	-
	13.1312	Music Education (Deleted 1989)	2	1	3	-	1
	13.1314	Health, Phys. Ed., & Rec. (Deleted 1989)	1	10	8	2	-
	13.1316	Sci: Bio., Chem., Phys. Sci., Physics (Del. 1989)	2	4	4	1	-
	13.1318	Social Studies (Deleted 1989)	1	7	1	2	-
	13.1399	Speech Communication (Deleted 1989)	0	0	1	-	-
	14.1201	Engr. Physics (phased out)	1	-	-	-	-
	15.0101	Engr. Tech. (Architectural) (Deleted)	5	5	-	-	-
	15.0201	Engineering Technology (Construction)	0	0	6	6	5
	15.0203	Surveying	-	-	-	0	0
	15.0301	Computer Engineering Technology	0	0	0	4	1
	15.0303	Engr. Tech. (Electronics)	11	12	6	7	9
	15.0604	Engineering Technology (Manufacturing)	6	1	1	5	3
	15.0605	Engr. Tech. (Mechanical)	8	7	9	7	5
	16.0901	French	0	3	1	0	1
	16.0905	Spanish	1	1	4	2	5
	17.0821	Comm. Disorders (w/UAMSC)	7	-	-	-	-
	18.0103	Comm. Disorders	-	7	6	8	5
	18.9999	Health Professions	2	0	1	0	0
	18.9999	Environmental Health	4	2	7	4	3
	23.0101	English	23	23	28	31	45
	23.1101	Prof. & Tech. Writing	2	2	5	1	6
	24.0102	Liberal Arts	25	36	33	43	61
	26.0101	Biology	24	28	22	21	34
	27.0101	Mathematics	2	3	4	9	9
	30.0401	International Studies	6	3	5	7	5
	34.0101	Health Education	-	-	-	-	0
	38.0101	Philosophy	0	1	1	0	0
	40.0501	Chemistry	4	3	10	11	9
	40.0801	Physics	3	1	1	6	5
	42.0101	Psychology	48	35	47	55	48
	43.0104	Criminal Justice	25	28	41	36	40
	44.0799	Gerontology (Deleted 1989)	2	0	0	3	1
	45.0801	History	12	7	13	18	21
	45.1001	Political Science	11	12	16	21	22
	45.1101	Sociology & Anthropol.	12	12	17	15	17
	50.0501	Theater Arts	6	3	5	2	5
	50.0701	Art	12	22	22	16	23
	50.0901	Music	8	6	4	5	9
	50.0903	Music (Emphasis in Organ. Piano, Violin, & Voice)	2	0	0	0	0
Total			634	650	705	701	775

TABLE A-5. BACHELOR'S DEGREES CONFERRED BY ARKANSAS PUBLIC FOUR-YEAR INSTITUTIONS, 1985-86 THROUGH 1989-90

Inst.	CIP Code	CIP Classification	1985-86	1986-87	1987-88	1988-89	1989-90
UAM	2.0101	Agriculture	21	14	14	6	10
	3.0501	Forestry	19	15	14	8	8
	3.0601	Wildlife & Fisheries Mgmt.	0	0	2	1	2
	6.0101	General Business (Deleted)	23	20	24	-	-
	6.0201	Accounting	12	11	21	24	12
	6.0401	Management	10	3	9	29	7
	6.0401	Business Administration	-	-	-	7	25
	6.1401	Marketing	16	6	11	12	4
	7.0301	Computer Information Systems	-	-	-	-	0
	7.0401	Office Administration	0	0	2	2	0
	11.0101	Computer Science	8	12	12	8	7
	13.1202	Elementary Education	37	17	37	36	37
	13.1302	Art	0	0	0	0	0
	13.1303	Business Education	3	1	2	3	1
	13.1305	English	0	0	0	0	0
	13.1311	Mathematics	0	0	0	0	0
	13.1312	Music	0	0	0	0	0
	13.1314	Health, Phys. Ed. & Rec.	27	15	18	16	10
	13.1316	General Science	0	0	0	0	0
	13.1316	Physical Science	0	0	0	0	0
	13.1316	Biology	0	0	0	0	0
	13.1316	Physics	0	0	0	0	0
	13.1316	Chemistry	0	0	0	0	0
	13.1318	Social Studies	0	0	0	0	0
	13.1399	Speech	0	0	0	0	0
	15.0604	Manuf. & Tech. (Deleted)	1	-	-	-	-
	18.1101	Nursing	0	0	4	8	0
	23.0101	English	5	6	1	8	11
	23.1001	Speech	2	4	4	3	6
	26.0101	Biology	6	4	6	6	5
	27.0101	Mathematics	5	1	1	4	4
	30.0101	General Science (Suspended 1/84)	1	-	-	1	-
	40.0101	Physical Science	0	0	1	1	0
	40.0501	Chemistry	1	0	1	1	1
	40.0601	Geology	1	2	2	0	1
	40.0703	Earth Science (changed to Geology 7-1-81)	-	-	-	-	-
	40.0801	Physics	1	1	4	0	0
	42.0101	Psychology	14	3	6	3	9
	45.0101	History & Social Studies	3	3	2	7	10
	45.0801	History	1	2	1	0	0
	45.1001	Political Science	5	4	5	2	0
	50.0701	Art	2	0	2	1	0
	50.0901	Music	4	6	2	3	3
Total			228	150	208	200	173

TABLE A-5. BACHELOR'S DEGREES CONFERRED BY ARKANSAS PUBLIC FOUR-YEAR INSTITUTIONS, 1985-86 THROUGH 1989-90

Inst.	CIP Code	CIP Classification	1985-86	1986-87	1987-88	1988-89	1989-90
UAMS	17.0102	Dental Hygiene	20	22	19	12	24
	17.0208	Nuclear Medicine Technology	-	3	4	5	3
	17.0209	Radiologic Technology	18	4	9	8	10
	17.0306	Cytotechnology	-	-	-	1	4
	18.0901	Medical Technology	19	18	16	10	9
	18.1101	Nursing	93	90	97	62	95
	18.1401	Pharmacy (Deleted 1989)	52	57	60	59	69
Total			202	194	205	157	214
UAPB	1.0103	Agricultural Economics	2	2	10	5	6
	2.0201	Animal Science	1	0	0	0	0
	2.0402	Agronomy	2	1	6	0	1
	3.0301	Fisheries Biology	2	2	1	0	0
	6.0201	Accounting	24	13	30	16	20
	6.0401	Business Administration	57	34	47	47	39
	11.0101	Computer Science	23	25	18	17	14
	13.1001	Special Education (Mildly Hand. K-12)	11	9	2	3	3
	13.1202	Elementary Education	15	13	23	20	26
	13.1204	Early Childhood Education	0	3	1	3	2
	13.1301	Agricultural Education	0	0	0	1	4
	13.1302	Art Education	0	1	5	2	2
	13.1303	Business Education	3	3	6	4	4
	13.1305	English Education	0	2	0	3	1
	13.1308	Home Economics	3	2	2	0	2
	13.1309	Industrial Arts Education (Deleted 1986)	-	-	-	-	-
	13.1311	Mathematics	0	1	3	1	2
	13.1312	Music Educ. (Emphases in Vocal, Piano, & Inst.)	-	-	-	0	2
	13.1312	Music Education (Inst. Emph.) (See Music Educ.)	0	3	2	-	-
	13.1312	Mus. Education (Voc & Piano Emph) (See Music Educ)	1	2	3	-	-
	13.1314	Health and Phy. Edu.	3	2	1	6	8
	13.1316	Science Education	0	2	3	0	0
	13.1317	Social Science	6	1	1	1	4
	13.1320	Trade & Industrial Edu.	2	2	0	4	0
	13.1399	Speech and Drama (Deleted 1987)	0	1	-	-	-
	15.0603	Industrial Technology	8	11	12	12	7
	18.1101	Nursing	0	0	22	12	17
	19.0503	Foods, Nutrition & Instit. Food Services	5	3	1	6	3
	19.0701	Child & Family Development	3	1	2	0	8
	19.0705	Gerontology	6	1	1	1	7
	19.0902	Fashion Merchandising	5	2	7	2	3
	23.0101	English	2	4	2	2	1
	23.1001	Speech and Drama	10	1	12	8	12
	26.0101	Biology	14	9	13	6	15
	27.0101	Mathematics	3	2	0	3	1
	31.0101	Parks & Comm. Recreation	7	3	7	6	4
	40.0501	Chemistry	7	0	3	9	3
	40.0801	Physics	1	0	1	0	0
	42.0101	Psychology	4	6	8	13	10
	43.0104	Criminal Justice	19	14	9	21	19
	44.0701	Social Welfare	6	6	10	13	11

TABLE A-5. BACHELOR'S DEGREES CONFERRED BY ARKANSAS PUBLIC FOUR-YEAR INSTITUTIONS, 1985-86 THROUGH 1989-90

Inst.	CIP Code	CIP Classification	1985-86	1986-87	1987-88	1988-89	1989-90
UAPB	45.0101	Social Sciences, General (Deleted 1989)	0	0	0	0	-
(cont.)	45.0601	Economics	1	2	1	1	3
	45.0801	History	1	1	1	2	0
	45.1001	Political Science	9	5	5	3	6
	45.1101	Sociology	4	3	2	3	6
	50.0701	Art (Functional) (Deleted)	1	-	-	-	-
	50.0901	Music (Deleted)	1	2	-	1	-
Total			272	200	283	257	276
UCA	6.0101	Management	25	27	44	46	33
	6.0201	Accounting	50	51	49	66	47
	6.0301	Finance	13	12	18	30	27
	6.0401	Business Administration (General)	20	18	26	15	13
	6.1401	Marketing	65	66	67	74	63
	7.0301	Business Data Processing	31	19	14	14	15
	7.0601	Administrative Services	8	5	13	14	9
	9.0401	Journalism	5	5	0	3	10
	11.0101	Computer Science	24	17	24	16	5
	13.1001	Spec. Educ.-Emphases mld,mod,&pr. han. & sev. emot	-	-	-	27	34
	13.1001	Elementary - Special Edu.	25	19	10	3	5
	13.1012	Speech Pathology	13	15	5	0	2
	13.1099	Phys. Educ. & Rec. for the Handicapped	2	0	0	3	4
	13.1202	Elementary Education	39	37	45	64	65
	13.1204	Early Childhood Education	27	20	35	34	56
	13.1302	Art	6	8	3	4	2
	13.1303	Business Education	6	4	7	2	8
	13.1305	English	11	14	10	10	8
	13.1306	Spanish	0	0	1	1	0
	13.1306	French	0	0	1	0	0
	13.1307	Health Education	12	14	11	6	17
	13.1308	Home Economics	11	6	4	5	9
	13.1309	Industrial Education	3	4	5	7	3
	13.1310	Distributive Education	2	3	0	1	1
	13.1311	Mathematics	7	7	7	7	8
	13.1312	Instru. Music (Emphasis)	6	4	2	6	7
	13.1312	Vocal Music (Emphasis)	5	2	6	3	4
	13.1312	Piano or Organ (Emphasis)	0	3	2	1	3
	13.1314	Physical Education	33	26	32	24	27
	13.1316	Biology	0	4	5	1	1
	13.1316	Chemistry	0	0	0	0	0
	13.1316	Physical Science	0	0	0	2	0
	13.1316	Physics	0	0	0	0	0
	13.1316	General Science	0	0	0	0	1
	13.1318	Social Studies	4	9	5	7	16
	13.1399	Journalism	1	0	0	2	0
	13.1399	Speech	0	3	1	0	4
	15.0603	Industrial Technology	9	4	2	3	4
	16.0901	French	1	1	1	1	0
	16.0905	Spanish	1	3	1	1	1
	17.0209	Radiologic Technology	11	8	11	9	9

TABLE A-5. BACHELOR'S DEGREES CONFERRED BY ARKANSAS PUBLIC FOUR-YEAR INSTITUTIONS, 1985-86 THROUGH 1989-90

Inst.	CIP Code	CIP Classification	1985-86	1986-87	1987-88	1988-89	1989-90
UCA	17.0310	Medical Technology	4	1	1	0	4
(cont.)	17.0605	Manual Arts Therapy	2	-	-	1	-
	17.0607	Occupational Therapy	21	25	25	25	21
	17.0613	Physical Therapy	30	32	32	30	32
	17.0618	Respiratory Therapy	3	1	4	5	4
	18.0103	Speech Pathology	0	0	8	11	13
	18.1101	Nursing	46	32	27	12	18
	19.0101	Home Economics	8	6	8	0	8
	23.0101	English	9	7	15	12	17
	23.1001	Speech	11	12	12	18	18
	26.0101	Biology	16	17	18	14	13
	27.0101	Mathematics	6	6	3	8	11
	30.0101	General Science	3	3	7	1	5
	38.0101	Philosophy	3	1	1	2	1
	40.0101	Physical Science	0	0	0	1	1
	40.0501	Chemistry	8	2	6	8	4
	40.0801	Physics	3	9	3	1	3
	42.0101	Psychology	16	15	11	14	20
	44.0401	Public Administration	4	6	6	11	5
	45.0601	Economics	1	3	3	1	1
	45.0701	Geography	15	13	6	8	8
	45.0801	History	4	4	7	8	9
	45.1001	Political Science	13	5	7	8	10
	45.1101	Sociology	13	10	9	9	15
	50.0701	Art	6	5	11	7	8
	50.0903	Instru. Music (Emphasis)	2	0	1	0	0
	50.0903	Piano or Organ (Emphasis)	1	0	0	4	0
	50.0903	Vocal Music (Emphasis)	0	0	0	1	0
Total			724	653	698	732	770
Grand Total			5,833	5,467	5,636	5,813	6,009

TABLE A-6. POST-BACCALAUREATE CERTIFICATES CONFERRED BY ARKANSAS PUBLIC FOUR-YEAR INSTITUTIONS, 1985-86 THROUGH 1989-90

Inst.	CIP Code	CIP Classification	1985-86	1986-87	1987-88	1988-89	1989-90
UALR	44.0799	Gerontology	0	1	0	1	3
UAMS	18.1105	Nurse Practitioner	0	0	0	0	0
	19.0503	Dietetic Internship (Post Baccalaureate)	14	14	14	14	14
Total			14	14	14	14	14
Grand Total			14	15	14	15	17

TABLE A-7. MASTER'S DEGREES CONFERRED BY ARKANSAS PUBLIC FOUR-YEAR INSTITUTIONS, 1985-86 THROUGH 1989-90

Inst.	CIP Code	CIP Classification	1985-86	1986-87	1987-88	1988-89	1989-90
ASUJ	2.0101	Agriculture	19	11	13	7	5
	6.0401	Business Administration	25	29	25	39	20
	6.0901	International Bus. Mgmt. (Deleted)	-	1	-	-	-
	9.0401	Mass Commun., Journ.	7	3	6	1	5
	9.0701	Mass Comm., Radio-TV	10	4	5	4	3
	11.0101	Computer Science	1	5	5	2	4
	13.0405	Educational Admin. Elem. Principalship	16	13	18	19	8
	13.0405	Educational Admin. Sec. Principalship	15	11	10	22	14
	13.0405	Educational Admin. Superintendency	1	2	0	0	0
	13.0405	Educational Admin. Curr. & Admin.	3	3	4	3	2
	13.0499	Voc. Tech. Administration	0	0	4	9	3
	13.1001	Spec.Ed. Mildly Handicapped	17	9	4	12	6
	13.1004	Gifted, Talented, & Creative	0	0	3	4	3
	13.1005	Spec.Ed. Severely Emotionally Dist.	2	3	4	3	1
	13.1007	Spec.Ed. Mod. Profoundly Handicapped	9	4	8	13	7
	13.1099	Spec. Ed. Young Handicapped Children	-	-	-	-	0
	13.1101	Counselor Edu. Secondary	20	17	20	12	15
	13.1101	Counselor Edu. Elem.	12	30	25	21	23
	13.1202	Elementary Education	18	16	20	14	15
	13.1204	Early Childhood Education	25	12	18	23	22
	13.1299	Teacher Educ., General Programs (Deleted)	0	0	-	-	-
	13.1301	Agricultural Education	5	2	2	2	3
	13.1303	Business Education	5	8	14	7	6
	13.1305	English	2	4	0	4	1
	13.1311	Mathematic. Education	1	0	1	0	1
	13.1312	Music Education	4	4	4	12	6
	13.1314	Physical Education	8	5	4	1	6
	13.1315	Reading	26	16	17	21	18

TABLE A-7. MASTER'S DEGREES CONFERRED BY ARKANSAS PUBLIC FOUR-YEAR INSTITUTIONS, 1985-86 THROUGH 1989-90

Inst.	CIP Code	CIP Classification	1985-86	1986-87	1987-88	1988-89	1989-90			
ASUJ	13.1316	Biology	3	2	1	5	4			
(cont.)	13.1316	Chemistry	0	1	0	0	0			
	13.1317	Social Science Education	8	5	0	4	1			
	18.0102	Speech Pathology (See Communicative Disorders)	18	12	14	-	-			
	18.0102	Communicative Disorders	-	-	-	11	16			
	18.1101	Nursing, General	-	-	-	0	0			
	20.0203	Early Childhood Services	0	0	0	0	0			
	23.0101	English	4	5	4	7	6			
	23.1001	Speech Communication & Dramatic Arts	5	5	1	6	7			
	24.0101	General Studies (Blytheville AFB)	0	0	0	0	0			
	26.0101	Biology	1	4	5	7	7			
	27.0101	Mathematics	9	8	6	4	6			
	40.0501	Chemistry	4	3	0	3	0			
	42.0601	Rehab. Counseling	6	15	13	17	14			
	44.0401	Public Administration	11	11	13	4	4			
	45.0801	History	2	3	4	6	3			
	45.1001	Political Science	4	3	4	2	2			
	45.1101	Sociology	3	4	4	5	4			
	50.0701	Art	1	4	2	3	1			
	50.0903	Music - Performance	3	4	2	1	1			
Total			333	301	318	352	273			
ATU			8	4	10	3	9			
	13.0501	Educational Media	1	3	10	10	9			
	13.1004	Gifted & Talented	48	33	20	30	15			
	13.1202	Elementary Education	2	1	4	1	0			
	13.1305	English	2	2	4	2	0			
	13.1311	Mathematics	2	3	1	0	2			
	13.1312	Music Education	3	3	3	2	4			
	13.1314	Physical Education	3	0	1	1	3			
	13.1316	Natural Science (Deleted 1989)	4	0	5	2	1			
	13.1318	Social Studies	Total			73	49	58	51	43
HSU			4	10	6	17	5			
	6.0101	Business Administration	9	13	13	7	10			
	13.0405	Elementary Educ. Admin.	8	8	4	6	5			
	13.1001	Special Education	17	33	25	21	22			
	13.1101	Counselor Education	5	7	4	1	1			
	13.1202	Elementary Education	4	6	2	1	3			
	13.1204	Early Childhood (Deleted)	2	3	2	0	3			
	13.1302	Art	1	0	2	1	0			
	13.1303	Business Education	2	6	5	3	2			
	13.1305	English	1	1	0	1	1			
	13.1311	Mathematics	0	1	2	-	-			
	13.1312	Music Vocal (See Music Educ.)	-	-	-	0	0			
	13.1312	Music Education	1	3	0	-	-			
	13.1312	Music Instrumental (See Music Educ.)	8	9	6	8	6			
	13.1314	Physical Education	73							



TABLE A-7. MASTER'S DEGREES CONFERRED BY ARKANSAS PUBLIC FOUR-YEAR INSTITUTIONS, 1985-86 THROUGH 1989-90

Inst.	CIP Code	CIP Classification	1985-86	1986-87	1987-88	1988-89	1989-90	
HSU (cent.)	13.1315	Elementary Educ. Reading (Deleted)	2	4	7	1	7	
	13.1316	Biology	3	1	0	1	4	
	13.1316	Physical Science	0	2	0	0	0	
	13.1317	Social Science	2	1	0	1	1	
	13.1399	Speech and Theatre (Deleted 1989)	0	1	1	0	-	
	26.0101	Biology (Deleted 1988)	0	1	-	-	2	
	44.0799	Social Agency Counseling	4	5	5	3	8	
	45.1101	Sociology	3	2	0	2	2	
	Total			76	117	84	74	82
	=====			=====	=====	=====	=====	=====
SAUM	13.1007	Special Education	0	2	1	0	1	
	13.1101	Counseling & Guidance (Elem. & Sec.)	5	5	8	6	7	
	13.1101	Agency Counseling	0	1	3	5	4	
	13.1202	Elementary Education	15	9	9	6	20	
	13.1303	Business Education	0	2	1	0	2	
	13.1311	Mathematics, Gen. Science	2	0	0	0	0	
	13.1311	Mathematics	0	1	1	1	0	
	13.1314	Health, Phys. Educ. & Recreation	0	4	1	2	1	
	13.1315	Specialization in Reading	3	1	1	0	1	
	13.1316	General Science in Sec. Educ.	2	3	1	0	0	
	Total			27	28	26	20	36
=====			=====	=====	=====	=====	=====	
UAF	1.0103	Agriculture Economics	8	7	10	8	6	
	1.0199	Rural Sociology	1	0	0	0	2	
	1.0301	General Agriculture	7	12	8	6	15	
	2.0201	Animal Science	6	11	13	13	6	
	2.0301	Food Science	7	6	6	6	10	
	2.0402	Agronomy	6	6	11	17	12	
	2.0403	Horticulture	8	4	3	3	2	
	4.0301	Com. Planning (Deleted 1984)	1	-	-	-	-	
	6.0201	Accounting	6	8	9	12	2	
	6.0401	Business Administration	91	73	41	47	33	
	6.1302	Operations Research	4	1	0	1	0	
	6.1303	Operations Management	-	-	-	191	153	
	9.0101	Communication	3	7	7	5	7	
	9.0401	Journalism	-	-	-	0	0	
	11.0101	Computer Science	2	5	13	7	8	
	13.0101	Education	6	9	3	0	1	
	13.0401	Educational Administration	40	39	40	25	27	
	13.0406	Higher Education	0	0	1	3	1	
	13.0501	Instructional Resources	11	17	7	11	15	
	13.1001	Special Education	38	20	28	19	10	
13.1101	Counselor Education	20	47	35	15	23		
13.1201	Adult Education	3	6	2	4	8		
13.1202	Elementary Education	48	50	38	29	21		
13.1205	Secondary Education	12	10	15	23	20		
13.1307	Health Education	7	5	5	4	5		

74

TABLE A-7. MASTER'S DEGREES CONFERRED BY ARKANSAS PUBLIC FOUR-YEAR INSTITUTIONS, 1985-86 THROUGH 1989-90

Inst.	CIP Code	CIP Classification	1985-86	1986-87	1987-88	1988-89	1989-90
UAF	13.1311	Secondary Mathematics	0	3	5	6	2
(cont.)	13.1312	Music Education	6	8	1	5	1
	13.1314	Physical Education	16	23	26	20	13
	13.1320	Vocational Education	21	13	22	30	15
	14.0101	Engineering	4	2	4	10	7
	14.0301	Agricultural Engineering	3	0	2	0	3
	14.0701	Chemical Engineering	10	12	8	10	10
	14.0801	Civil Engineering	9	6	6	11	15
	14.0901	Computer Sciec. Engineering	-	0	3	1	1
	14.1001	Electrical Engineering	17	15	12	9	17
	14.1401	Environmental Engineering	2	1	0	1	0
	14.1701	Industrial Engineering	3	6	7	6	5
	14.1701	Operations Management (See 6.1303)	199	164	139	-	-
	14.1901	Mechanical Engineering	7	9	7	3	2
	15.0404	Instrumentation Science*	7	6	2	6	9
	16.0501	German	1	2	1	2	2
	16.0901	French	1	0	2	4	0
	16.0905	Spanish	0	1	2	1	4
	16.9999	Translation	0	0	1	3	1
	17.0402	Health Science	-	-	-	2	0
	17.0407	Rehabilitation	14	14	15	13	16
	17.0804	Exercise and Movement Sciences	-	-	-	3	7
	18.0103	Speech Pathology/Audio.	6	4	7	11	11
	19.0101	Home Economics	7	8	3	7	6
	22.0199	Agricultural Law	6	9	11	9	6
	23.0101	English	11	10	3	9	9
	23.0301	Comparative Literature	1	1	1	2	2
	23.0501	Creative Writing	7	8	7	7	7
	26.0301	Botany	2	2	0	3	0
	26.0305	Plant Pathology	3	1	1	1	1
	26.0501	Microbiology	10	12	4	6	7
	26.0701	Zoology	3	3	5	1	1
	26.0702	Entomology	1	1	1	6	2
	27.0101	Mathematics	3	4	6	6	5
	27.0501	Statistics	3	0	4	1	1
	31.0101	Recreation	7	4	13	3	6
	38.0101	Philosophy	1	1	2	1	0
	40.0501	Chemistry	0	2	3	2	4
	40.0601	Geology	11	16	9	13	7
	40.0801	Physics	3	0	2	0	5
	42.0101	Psychology	8	10	6	5	3
	44.0401	Public Administration	1	2	3	5	7
	45.0201	Anthropology	9	5	7	9	2
	45.0601	Economics	4	1	1	0	1
	45.0701	Geography	1	2	3	3	4
	45.0801	History	6	6	1	7	5
	45.1001	Political Science	0	3	2	3	1
	45.1101	Sociology	2	1	0	1	3
	50.0501	Drama	6	2	7	4	1
	50.0701	Art	2	2	1	0	2
	50.0903	Music	5	2	2	4	7
Total			784	750	675	724	633

75



TABLE A-7. MASTER'S DEGREES CONFERRED BY ARKANSAS PUBLIC FOUR-YEAR INSTITUTIONS, 1985-86 THROUGH 1989-90

Inst.	CIP Code	CIP Classification	1985-86	1986-87	1987-88	1988-89	1989-90
UALR	6.0201	Account. (Deleted 1984)	2	-	-	-	-
	6.0401	Business Administration	21	12	17	17	25
	9.0401	Journalism	1	4	3	5	2
	9.9999	Interper. & Org. Commun.	7	8	3	11	8
	11.0101	Computer & Information Sciences	-	-	-	0	1
	13.0401	Educational Administration	0	0	1	8	1
	13.0501	Instructional Resources	-	-	-	0	1
	13.1001	Special Education	19	22	17	13	20
	13.1004	Teaching Gifted & Talented	27	29	41	24	17
	13.1101	Counselor Education	0	0	2	4	0
	13.1201	Adult Education	0	0	3	5	6
	13.1202	Elementary Education	28	25	20	21	25
	13.1205	Secondary Education	-	-	-	25	18
	13.1205	Secondary Education Opt. II (See Sec. Educ.)	0	0	7	-	-
	13.1205	Secondary Education OPT. 1 (See Sec. Educ.)	0	1	0	-	-
	13.1311	Mathematics Education (Deleted)	-	-	1	-	-
	15.0404	Instrumental Sciences	-	-	-	-	0
	17.0407	Rehabilitation of the Blind	6	7	4	6	11
	18.0103	Communicative Disorders (with UAMS)	-	-	-	0	0
	18.0701	Health Ser. Admin.	6	14	6	8	18
	23.1101	Tech. & Expos. Writing	-	1	1	4	9
	25.0401	Library & Infor. Science (Deleted 1988)	1	15	4	2	2
	27.0301	Applied Mathematics	4	1	1	1	5
	40.0501	Chemistry	2	2	1	1	2
	42.0901	Applied Psychology	5	12	6	3	7
	43.0104	Criminal Justice	4	0	6	2	9
	44.0401	Public Administration	19	18	13	14	10
	44.0701	Social Work	16	28	33	27	32
	44.0799	Gerontology	6	3	10	2	9
	45.0801	Public History	0	3	1	2	1
	50.0701	Art	0	4	1	4	0
Total			174	209	202	209	239
UAMS	18.0103	Comm. Disorders	17	15	19	11	17
	18.0299	Occupational and Environmental Health	-	-	-	-	0
	18.1101	Nursing	8	14	23	34	15
	18.1401	Pharmacy	4	1	2	1	1
	26.0201	Biochemistry	1	0	1	0	1
	26.0501	Microbio. & Immunology	2	3	0	2	0
	26.0601	Anatomy	0	2	0	0	0
	26.0609	Clinical Nutrition	-	-	-	0	0
	26.0612	Toxicology. Interdis.	0	0	0	0	1
	26.0704	Pathology	2	0	1	0	0
	26.0705	Pharmacology	0	0	0	0	0
	26.0706	Physiology & Biophysics	1	0	1	2	1
Total			35	35	47	50	36

TABLE A-7. MASTER'S DEGREES CONFERRED BY ARKANSAS PUBLIC FOUR-YEAR INSTITUTIONS, 1985-86 THROUGH 1989-90

Inst.	CIP Code	CIP Classification	1985-86	1986-87	1987-88	1988-89	1989-90
UCA	6.0401	Business Administration (General)	14	14	18	17	22
	13.0401	Elem. School Leadership	7	21	12	0	21
	13.0405	Sec. School Leadership	-	1	12	23	28
	13.0501	Library Media & Information Tech.	-	-	-	35	29
	13.0501	Library Media (Deleted 1988)	7	38	22	-	-
	13.1001	Spec. Educ.-Emph in Mld, Mod. & Prof. Hnd.&Sev Em	8	24	22	9	24
	13.1011	Communication Disorders (Delete 1988)	19	15	0	16	15
	13.1012	Speech-Language Pathology	0	0	18	0	0
	13.1101	School Counseling	8	25	17	16	22
	13.1202	Elementary Education	13	4	4	12	15
	13.1204	Early Childhood Education	9	2	6	4	4
	13.1303	Business Education	3	8	6	8	11
	13.1305	English	3	1	2	1	0
	13.1306	Spanish	0	2	0	2	1
	13.1307	Health Education	3	0	3	2	3
	13.1308	Home Economics (Deleted 1988)	7	7	7	3	10
	13.1309	Industrial Education	4	1	0	0	0
	13.1311	Mathematics	7	1	2	4	8
	13.1312	Music Education	7	3	5	1	3
	13.1314	Physical Education	7	6	6	8	7
	13.1315	Reading	4	6	6	8	14
	13.1316	Biology	0	2	0	1	0
	13.1316	Physical Science	1	2	2	0	1
	13.1318	History	1	1	0	2	0
	18.0103	Speech-Language Pathology	-	-	-	0	0
	18.1101	Nursing	10	7	8	7	11
	19.0101	Home Economics	-	-	-	0	1
	23.0101	English	10	5	7	3	5
	25.9999	Library Media & Information Technologies	-	-	-	0	0
	26.0101	Biology	4	4	2	1	3
	42.0601	Counseling Psychology	4	6	11	13	7
	42.9999	School Psychology	6	7	6	3	3
	45.0801	History	3	3	7	4	4
	45.1101	Sociology	5	1	2	2	4
	50.0903	Music Performance	0	1	3	4	1
		Total	174	218	216	209	277
		Grand Total	1,676	1,707	1,626	1,689	1,619

TABLE A-8. SPECIALIST DEGREES CONFERRED BY ARKANSAS PUBLIC FOUR-YEAR INSTITUTIONS, 1985-86 THROUGH 1989-90

Inst.	CIP Code	CIP Classification	1985-86	1986-87	1987-88	1988-89	1989-90
ASUJ	13.0405	Educational Admin. Elem. Principalship	1	1	0	2	1
	13.0405	Educational Admin. Superintendry	0	0	2	4	3
	13.0405	Educational Admin. Sec. Principalship	1	0	1	1	0
	13.0405	Educational Admin. Curr. & Instruction	0	0	0	0	0
	13.1101	Counselor Educ. - Public Schools	4	2	7	4	5
	13.1101	Counselor Educ. - College Student Personnel Serv.	1	2	5	1	4
	13.1299	Comm. College Teaching	6	11	11	12	5
		Total	13	16	15	24	18
UAF	13.0101	Education	19	22	19	22	15
UALR	13.0401	Educational Admin.	-	1	0	0	0
	13.1101	Counselor Education	-	0	0	1	0
	13.1202	Elementary Education	-	0	47	0	0
	13.1205	Secondary Education	-	0	0	0	0
		Total	-	1	47	1	0
UCA	13.0405	Educational Leadership	-	1	8	15	14
	13.1101	School Counseling	2	0	2	0	0
		Total	2	1	10	15	14
		Grand Total	34	40	91	62	47

TABLE A-9. DOCTORAL DEGREES CONFERRED BY ARKANSAS PUBLIC FOUR-YEAR INSTITUTIONS, 1985-86 THROUGH 1989-90

Inst.	CIP Code	CIP Classification	1985-86	1986-87	1987-88	1988-89	1989-90
UAF	2.0201	Animal Science	8	6	0	3	7
	2.0301	Food Science	4	1	0	1	3
	2.0401	Plant Science	1	1	3	2	5
	2.0402	Agronomy	12	8	6	3	4
	6.0401	Business Administration	16	15	14	14	10
	13.0101	Education	30	33	32	32	46
	13.0401	Educational Administration***	X	X	X	X	X
	13.0406	Higher Education***	X	X	X	X	X
	13.1001	Special Education***	X	X	X	X	X
	13.1101	Counselor Education***	X	X	X	X	X
	13.1201	Adult Education***	X	X	X	X	X
	13.1202	Elementary Education***	X	X	X	X	X
	13.1205	Secondary Education***	X	X	X	X	X
	13.1314	Physical Education***	X	X	X	X	X
	13.1320	Vocational Education***	X	X	X	X	X
	14.0101	Engineering	14	6	7	6	7
	15.0404	Instrumentation Science*	2	0	1	0	1
	23.0101	English	4	1	4	2	2
	23.0301	Comparative Literature	1	0	1	0	0
	26.0201	Biochemistry and Molecular Biology**	7	0	1	1	3
	26.0301	Botany	1	1	0	0	0
	26.0501	Microbiology	1	4	0	0	0
	26.0501	Microbiology & Immunology**	-	-	-	0	4
	26.0601	Anatomy**	0	0	0	0	0
	26.0612	Toxicology, Interdis.**	2	1	5	9	3
	26.0701	Zoology	4	4	0	1	4
	26.0702	Entomology	0	2	1	2	4
	26.0705	Pharmacology**	1	0	0	2	1
	26.0706	Physiology and Biophysics**	0	0	0	0	2
	27.0101	Mathematics	1	0	0	3	1
	38.0101	Philosophy	1	0	1	0	0
	40.0501	Chemistry	11	11	8	4	9
	40.0801	Physics	1	5	8	2	5
	42.0101	Psychology	7	9	4	8	10
	45.0601	Economics	4	3	2	0	0
	45.0801	History	1	1	3	1	4
Total			134	112	101	96	135

TABLE A-9. DOCTORAL DEGREES CONFERRED BY ARKANSAS PUBLIC FOUR-YEAR INSTITUTIONS, 1985-86 THROUGH 1989-90

Inst.	CIP		1985-86	1986-87	1987-88	1988-89	1989-90
	Code	CIP Classification					
UALR	15.0404	Instrumental Sciences*	-	-	-	-	0
Grand Total			134	112	101	96	135

\* University of Arkansas at Fayetteville granted Instrumentation Science doctoral degrees through the University of Arkansas at Little Rock. In 1990, the State Board of Higher Education granted approval for UALR to offer doctorates in this program.

\*\* University of Arkansas at Fayetteville granted doctoral degrees in this CIP Code through the University of Arkansas for Medical Sciences.

\*\*\* Totals for each year include doctorates awarded in Education (CIP Code 13) which have not been reported by UAF in the six-digit CIP Code as requested by ADHE and IPEDS.

TABLE A-10. FIRST PROFESSIONAL DEGREES CONFERRED BY ARKANSAS PUBLIC FOUR-YEAR INSTITUTIONS, 1985-86 THROUGH 1989-90

Inst.	CIP Code	CIP Classification	1985-86	1986-87	1987-88	1988-89	1989-90
UAF	22.0101	Law	125	111	135	120	113
UALR	22.0101	Juris Doctor	102	83	112	98	88
UAMS	18.1001	Medicine	128	125	122	125	123
	18.1401	Pharmacy	-	-	-	0	0
Total			128	125	122	125	123
Grand Total			355	319	369	343	324

TABLE A-11. POST-FIRST PROFESSIONAL CERTIFICATES CONFERRED BY ARKANSAS PUBLIC FOUR-YEAR INSTITUTIONS, 1985-86 THROUGH 1989-90

Inst.	CIP Code	CIP Classification	1985-86	1986-87	1987-88	1988-89	1989-90
UAMS	18.1099	House Officer Training (Post M.D.)	220	189	200	228	228
Grand Total			220	189	200	228	228



DEGREES GRANTED AND OTHER FORMAL AWARDS CONFERRED BY  
ARKANSAS INDEPENDENT COLLEGES AND UNIVERSITIES,  
1985-86 THROUGH 1989-90

TABLE A-12. ASSOCIATE DEGREES CONFERRED BY ARKANSAS INDEPENDENT TWO-YEAR INSTITUTIONS, 1985-86 THROUGH 1989-90

Inst.	CIP Code	CIP Classification	1985-86	1986-87	1987-88	1988-89	1989-90
CRC	24.0101	Arts & Science or Gen. Programs	15	16	14	15	16
	39.0201	Bible Studies	0	0	1	1	0
Total			15	16	15	16	16
SC	6.0401	Business Administration	3	8	7	9	3
	7.0601	Secretarial Science	1	0	3	0	0
	8.0301	Business/Middle Management	0	0	0	0	0
	11.0101	Computer Sciences	0	0	1	1	1
	13.1202	Foundation for Education	-	-	-	-	2
	18.1101	Pre-Nursing	-	-	-	-	1
	24.0101	General Education Prog.	10	2	2	4	1
	43.0201	Fire Science Program	0	0	1	0	0
	44.0701	Social Work	0	2	2	0	5
45.0101	Social Sciences	0	3	0	2	1	
Total			14	15	16	16	14
Grand Total			29	31	31	32	30



TABLE A-13. CERTIFICATES CONFERRED BY ARKANSAS INDEPENDENT FOUR-YEAR INSTITUTIONS, 1985-86 THROUGH 1989-90

Inst.	CIP Code	CIP Classification	1985-86	1986-87	1987-88	1988-89	1989-90
AC	7.0301	Computer Studies in Business (Deleted)	1	1	1	2	-
CBC	7.0701	Secretarial Science	1	0	0	0	1
OBU	7.0601	Office Administration	0	0	0	0	0
UO	7.0601	Secretarial Science	0	0	2	0	0
WBC*	7.0601	Secretarial Science	4	0	0	0	0
	36.0101	Leisure & Recreational Activities	0	0	0	0	0
Total			4	0	0	0	0
Grand Total			6	1	3	2	1

\* Southern Baptist College changed its name to Williams Baptist College in 1990.



TABLE A-14. ASSOCIATE DEGREES CONFERRED BY ARKANSAS INDEPENDENT FOUR-YEAR INSTITUTIONS, 1985-86 THROUGH 1989-90

Inst.	CIP Code	CIP Classification	1985-86	1986-87	1987-88	1988-89	1989-90
ABC	6.0401	Business Administration	0	1	1	1	0
	7.0601	Secretarial Science	0	0	1	0	0
	Total		0	1	2	1	0
CBC	6.0401	Business	2	2	0	2	9
	24.0102	General Education	3	4	59	10	15
	24.0199	Liberal/General Studies	-	-	-	-	0
	39.0401	Christian Education	1	0	0	0	0
	39.0501	Church Music	-	-	-	0	0
	50.0901	Music	1	1	0	1	2
Total		7	7	59	13	26	
HU	7.0701	Applied Office Science	11	3	6	6	5
JBU	7.0401	Office Administration	-	-	-	4	5
	7.0701	Secretarial Science (Deleted 1986)	7	3	9	-	-
	9.0201	Advertising Design	-	-	-	-	0
	9.0401	Journalism	0	1	0	0	0
	9.0501	Public Relations	-	-	-	1	0
	10.0104	Broadcasting	3	1	0	1	4
	13.0101	General Education	0	1	0	0	6
	15.0101	Building Construction	2	1	0	0	0
	15.0403	Electromechanical Technology	-	-	-	0	2
	15.9999	Engineering Technology (Deleted)	1	1	1	-	-
	18.1199	Pre-Nursing	0	0	0	0	0
	20.0201	Child Development (Deleted 1985)	2	1	-	-	-
	20.0401	Food Technician (Deleted)	1	-	-	-	-
	30.9999	Interdisciplinary Studies (Deleted 1986)	0	2	-	-	-
	39.0201	Biblical Studies	3	1	2	1	3
	39.0401	Church Ministries	0	0	0	0	0
	46.0499	Building Trades (Deleted 1986)	-	-	-	1	-
50.0701	Art	0	1	2	2	2	
50.0901	Music	0	0	1	0	0	
Total		19	13	15	10	22	
UO	7.0601	Secretarial Science	0	0	0	0	0
	8.0301	Business Mid-Management	0	0	0	0	2
Total		0	0	0	0	2	

TABLE A-14. ASSOCIATE DEGREES CONFERRED BY ARKANSAS INDEPENDENT FOUR-YEAR INSTITUTIONS, 1985-86 THROUGH 1989-90

Inst.	CIP Code	CIP Classification	1985-86	1986-87	1987-88	1988-89	1989-90
WBC*	7.0301	Business Data Processing	3	1	4	1	1
	7.0601	Secretarial Science	1	0	0	1	2
	8.0301	Business Management	1	0	0	0	0
	21.0101	Coop with Vo-Tech	0	0	2	0	1
	24.0102	Arts & Science or General Programs	40	49	38	42	29
	36.0101	Leisure & Recreational Activities	2	2	0	0	1
	39.0601	Theology	0	0	0	1	0
	50.0901	Music	1	1	2	4	0
Total			48	53	46	49	34
Grand Total			85	77	128	79	89

\* Southern Baptist College changed its name to Williams Baptist College in 1990.

TABLE A-15. BACH. LOR'S DEGREES CONFERRED BY ARKANSAS INDEPENDENT FOUR-YEAR INSTITUTIONS, 1985-86 THROUGH 1989-90

Inst.	CIP Code	CIP Classification	1985-86	1986-87	1987-88	1988-89	1989-90
ABC	6.0401	Business Administration	11	5	6	9	12
	7.0301	Business Data Processing	-	-	-	0	0
	13.1202	Elementary Education	2	5	1	4	13
	13.1318	Social Studies	1	0	1	1	2
	38.0201	Religion	3	2	0	0	3
	45.0101	Social Science	10	6	8	4	6
		<b>Total</b>	<b>27</b>	<b>18</b>	<b>16</b>	<b>18</b>	<b>36</b>
AC	6.0201	Accounting	8	7	5	5	8
	6.0401	Management	0	11	9	11	11
	6.0401	Business Administration	20	7	3	1	0
	6.0501	Economics	-	-	-	0	2
	7.0301	Computer Studies in Business	9	9	3	2	1
	8.0708	Marketing, General	-	-	-	3	5
	9.0101	Media Arts	2	1	7	3	4
	13.1202	Elementary Education	10	10	9	14	11
	13.1302	Art Education (Deleted 1987)	0	1	-	-	-
	13.1305	English	0	0	0	1	0
	13.1311	Mathematics Education	5	2	1	1	3
	13.1312	Music Education	0	0	0	0	1
	13.1314	Physical Education	12	3	4	5	7
	13.1316	Chemistry	0	7	2	0	0
	13.1316	Biological Science	3	7	5	1	3
	13.1318	Social Studies Education	0	0	1	2	2
	17.0310	Medical Technology	2	1	7	4	2
	18.0701	Health Care Administration	0	0	0	0	2
	23.0101	English	4	2	6	3	3
	26.0101	Biology	4	6	5	1	6
	27.0101	Mathematics	1	4	2	2	1
	38.9999	Religion & Philosophy	0	0	1	0	2
	40.0501	Chemistry	4	7	2	3	3
	42.0101	Psychology	2	5	1	5	2
	44.0701	Social Work	1	7	6	8	2
	45.0801	History	2	4	3	6	4
	50.0501	Speech and Theatre	1	2	0	1	2
	50.0703	Art History & Appreciation	0	1	1	0	1
	50.0901	Music	0	1	4	1	3
		<b>Total</b>	<b>90</b>	<b>105</b>	<b>87</b>	<b>83</b>	<b>91</b>
CBC	39.0201	Bible	7	7	3	7	5
	39.0301	Christian Missions	0	0	0	2	0
	39.0401	Christian Education	0	2	0	0	2
	39.0501	Church Music	0	1	1	0	0
	39.0601	Pastoral Ministry	-	-	-	0	1
		<b>Total</b>	<b>7</b>	<b>10</b>	<b>4</b>	<b>9</b>	<b>8</b>

87

TABLE A-15. BACHELOR'S DEGREES CONFERRED BY ARKANSAS INDEPENDENT FOUR-YEAR INSTITUTIONS, 1985-86 THROUGH 1989-90

Inst.	CIP Code	CIP Classification	1985-86	1986-87	1987-88	1988-89	1989-90
HC	6.0501	Economics and Business	21	28	21	38	33
	13.1202	Elementary Education	3	7	4	17	4
	13.1302	Art	2	0	0	0	0
	13.1305	English	0	0	0	0	0
	13.1306	German	0	0	0	0	0
	13.1306	Spanish	0	0	0	0	0
	13.1306	French	0	0	0	0	0
	13.1311	Mathematics	4	0	0	0	0
	13.1312	Music	0	0	0	0	0
	13.1314	Physical Education	5	2	4	4	3
	13.1316	Chemistry	0	0	0	0	0
	13.1316	Physical Science	0	0	0	0	0
	13.1316	Biological Science	0	0	0	0	0
	13.1316	Physics	0	0	0	0	0
	13.1316	General Science	0	0	0	0	0
	13.1318	Social Studies	0	0	0	0	0
	13.1399	Speech	0	0	0	0	0
	16.0501	German	1	2	2	3	2
	16.0901	French	1	1	1	2	1
	16.0905	Spanish	1	3	2	2	3
	23.0101	English	21	14	14	12	11
	24.0101	Integrative Studies Major	0	0	0	0	0
	24.0199	Humanities (Arts & Letters)	9	5	14	1	2
	26.0101	Biology	25	34	23	34	22
	27.0101	Mathematics	6	6	10	9	9
	38.0101	Philosophy	3	2	2	3	6
	38.0201	Religion	7	6	6	2	4
	38.9999	Philosophy & Religion	3	2	0	1	2
	40.0501	Chemistry	15	25	12	9	12
	40.0801	Physics	5	11	7	8	8
	42.0101	Psychology	13	16	17	19	23
	45.0601	Economics	13	14	17	37	0
	45.0801	History	15	11	18	17	17
	45.1001	Political Science	9	13	22	21	16
	45.1101	Sociology	2	3	4	1	4
	50.0501	Theatre Arts	4	2	1	3	4
	50.0701	Art	3	2	4	1	5
	50.0901	Music	1	1	1	2	0
		Total	192	210	206	246	191
			=====	=====	=====	=====	=====
HU	4.0501	Interior Design (Art)	0	4	9	1	2
	5.0102	American Studies	0	1	1	1	4
	6.0201	Accounting	56	72	62	58	47
	6.0401	Management	38	45	48	40	43
	6.0501	Economics	3	4	3	5	5
	6.0702	Sports Management	2	4	2	6	3
	6.1401	Marketing	39	50	58	46	44
	7.0601	Office Systems	15	21	7	6	4
	8.0102	Fashion Merchandising (Deleted 1989)	2	9	2	3	-
	8.0706	Professional Sales	-	-	-	-	1

TABLE A-15. BACHELOR'S DEGREES CONFERRED BY ARKANSAS INDEPENDENT FOUR-YEAR INSTITUTIONS, 1985-86 THROUGH 1989-90

Inst.	CIP Code	CIP Classification	1985-86	1986-87	1987-88	1988-89	1989-90
HU	9.0201	Advertising	2	4	4	8	6
(cont.)	9.0401	Print Journalism	3	4	0	3	3
	9.0501	Public Relations	8	3	11	13	16
	9.0701	Radio/Television	11	3	13	4	8
	11.0101	Computer Science	27	15	5	12	18
	11.0401	Computer Information Systems	29	21	10	8	9
	13.1011	Communication Disorders	-	-	-	0	0
	13.1011	Education, Special - LD (Deleted 1987)	21	-	-	-	-
	13.1011	Education, Special - Mildly Handicapped	0	14	7	7	9
	13.1202	Education, Elementary	39	56	43	66	4
	13.1204	Education, Kindergarten	0	0	0	0	0
	13.1205	Education, Secondary	0	1	1	2	2
	13.1302	Art Education	0	0	0	0	0
	13.1303	Business Education	2	2	5	4	6
	13.1304	Driver's Education (Deleted 1989)	0	0	0	-	-
	13.1305	English	0	0	0	0	0
	13.1306	French	0	0	0	0	0
	13.1306	Spanish	0	0	0	0	0
	13.1307	Health Education (Deleted 1989)	0	0	0	-	-
	13.1308	Home Economics (Vocational)	1	0	1	3	2
	13.1311	Mathematics	0	4	4	6	3
	13.1312	Instrumental Music	4	0	0	0	0
	13.1312	Music	0	0	3	4	4
	13.1312	Vocal/Choral Music	2	6	1	1	0
	13.1314	Physical Education	23	15	15	15	13
	13.1316	Chemistry	0	0	0	0	0
	13.1316	Physics	0	0	0	0	0
	13.1316	General Science	0	0	0	0	0
	13.1316	Biology	0	0	0	0	0
	13.1317	Social Science	0	0	0	0	0
	13.1399	Print Journalism	0	0	0	0	0
	13.1399	Oral Communication	0	0	0	0	0
	16.0901	French	2	2	7	0	0
	16.0905	Spanish	0	0	1	0	2
	18.0103	Communication Disorders	8	8	3	9	9
	18.0901	Medical Technology	0	2	1	1	0
	18.1101	Nursing	34	30	25	24	25
	19.0101	Home Economics (General)	7	4	3	9	14
	19.0503	Dietetics	8	4	5	5	4
	19.0902	Fashion Merchandising	-	-	-	0	3
	20.0102	Child Development	0	1	4	0	0
	23.0101	English	13	2	10	12	9
	23.1001	Oral Communication	0	0	1	2	0
	24.0102	General Studies	-	-	-	-	13
	26.0101	Biology	16	23	22	24	25
	26.0201	Biochemistry	4	6	6	3	4
	27.0101	Mathematics	13	8	19	9	12
	30.0101	General Science	3	5	5	5	2
	39.0101	Biblical Languages	4	1	2	3	1
	39.0201	Bible & Religion	24	14	18	23	22
	39.0301	Missions (Relig. Studies)	1	4	2	2	1
	39.0401	Religious Education	0	0	0	2	1
	39.0501	Religious Music and Bible (Deleted)	0	0	0	0	-



TABLE A-15. BACHELOR'S DEGREES CONFERRED BY ARKANSAS INDEPENDENT FOUR-YEAR INSTITUTIONS, 1985-86 THROUGH 1989-90

Inst.	CIP Code	CIP Classification	1985-86	1986-87	1987-88	1988-89	1989-90
HU	39.0601	Youth Ministry	0	1	1	2	3
(cont.)	40.0501	Chemistry	1	4	4	6	5
	40.0801	Physics	2	0	0	0	3
	42.0101	Psychology	18	22	12	20	24
	44.0401	Public Administration	3	4	6	3	5
	44.0701	Social Work	19	12	11	15	11
	45.0101	Social Service	3	2	3	4	2
	45.0801	History	2	3	3	8	6
	45.0901	International Studies (Deleted)	0	3	-	-	-
	45.1001	Political Science	1	1	2	3	5
	45.1101	Sociology	7	0	2	1	1
	45.1101	Applied Sociology	1	0	0	0	0
	50.0402	Graphics Design	0	0	1	2	3
	50.0402	Art (See 50.0701)	5	7	13	-	-
	50.0501	Theatre	0	0	0	0	0
	50.0701	Art	-	-	-	9	10
	50.0704	Theater Management	0	0	0	0	0
	50.0708	Painting	2	0	0	0	0
	50.0709	Three Dimensional Design	0	0	0	0	0
	50.0901	Music	3	2	2	7	4
	50.0903	Music Performance	-	-	-	0	1
	50.0903	Strings (Deleted 1989)	0	0	0	-	-
	50.0903	Voice (Deleted 1989)	0	0	0	-	-
	50.0903	Piano (Deleted 1989)	0	0	0	-	-
		<b>Total</b>	<b>531</b>	<b>533</b>	<b>509</b>	<b>535</b>	<b>486</b>
JBU	6.0101	Business, General	18	23	34	29	53
	6.0201	Accounting	10	12	9	16	23
	7.0401	Office Administration	2	2	4	5	6
	9.0101	Communication (Deleted 1987)	1	3	-	-	-
	9.0401	Journalism	0	3	5	5	6
	9.0501	Public Relations	0	0	2	1	2
	9.0701	Broadcasting	11	8	11	11	7
	13.1202	Early Childhood	9	10	13	16	13
	13.1303	Business Education	2	1	1	0	1
	13.1305	English	3	4	2	0	3
	13.1308	Home Economics Education (Deleted 1985)	2	1	1	-	-
	13.1311	Mathematics Education	0	4	1	1	1
	13.1312	Music Education	3	1	3	3	3
	13.1314	Physical Education	2	7	8	3	1
	13.1316	Science Education (Deleted 1986)	1	-	-	-	-
	13.1316	Biology Education	0	0	2	1	3
	13.1316	Chemistry Education	-	-	-	0	0
	13.1318	Social Studies	1	1	1	3	2
	14.0101	Engineering, General	6	10	10	7	13
	14.0801	Building Construction	-	-	-	-	0
	15.0101	Building Construction	8	4	6	4	10
	17.0310	Medical Technology	0	0	0	0	0
	19.0101	Home Economics (Deleted 1985)	1	2	-	-	1
	23.0101	English	3	0	0	1	3

TABLE A-15. BACHELOR'S DEGREES CONFERRED BY ARKANSAS INDEPENDENT FOUR-YEAR INSTITUTIONS, 1985-86 THROUGH 1989-90

Inst.	CIP Code	CIP Classification	1985-86	1986-87	1987-88	1988-89	1989-90
JBU	24.0102	General Studies (Deleted)	-	-	-	1	-
(cont.)	26.0101	Biology	5	5	8	4	9
	27.0101	Mathematics	1	2	2	0	0
	30.9999	Interdisciplinary Studies	0	0	1	0	0
	34.0103	Corporate/Commun. Wellness Mgt.	-	-	-	0	0
	39.0201	Bible	4	5	4	3	6
	39.0401	Church Ministries	3	1	5	5	2
	40.0501	Chemistry	0	0	2	0	0
	42.0101	Psychology	7	6	12	8	5
	45.0101	Social Studies	0	0	0	0	1
	45.0801	History	0	0	4	1	2
	50.0701	Art	-	-	-	-	0
	50.0901	Music (Liberal Arts)	3	0	0	0	1
	50.0903	Music (Perform/Comp/Theory)	0	0	0	0	0
Total			106	115	151	128	177
			=====	=====	=====	=====	=====
OBU	6.0201	Accounting	16	19	10	10	18
	6.0401	Business Administration	24	29	24	24	27
	7.0601	Office Administration	4	1	4	1	4
	9.0101	Speech	23	10	0	13	15
	9.0401	Communications	0	0	19	0	0
	11.0101	Computer Science	4	2	4	0	4
	13.1012	Speech Pathology	4	5	7	12	7
	13.1202	Elementary Education	24	19	20	22	18
	13.1204	Early Childhood Ed.	0	0	0	0	0
	13.1205	Secondary Education	0	0	0	0	0
	13.1302	Art Education	2	0	2	1	1
	13.1303	Business Education 1	0	0	0	0	0
	13.1303	Business Education 2	2	1	0	0	0
	13.1305	English Education	3	2	2	1	3
	13.1306	French Education	0	0	0	0	0
	13.1306	Spanish Education	0	0	0	0	0
	13.1307	Health Education	0	0	0	0	0
	13.1308	Home Economics Education	3	2	4	7	0
	13.1311	Mathematics Education	0	0	0	0	1
	13.1312	Music Ed., Instrumental	4	1	2	1	0
	13.1312	Music Education, Choral	0	2	6	3	5
	13.1314	Physical Education	19	18	17	19	17
	13.1316	Biological Science Ed.	0	3	1	1	0
	13.1316	Chemistry Education	0	0	0	1	0
	13.1316	Physical Science Ed.	1	0	0	0	0
	13.1316	General Science Ed.	0	0	0	0	0
	13.1316	Physics Education	-	-	-	0	0
	13.1317	Social Sciences Education	3	2	2	2	2
	13.1399	Speech and Drama Education	2	0	0	0	0
	13.1399	Journalism Education	1	0	1	0	0
	16.0901	French	0	1	1	1	1
	16.0905	Spanish	1	2	2	2	1
	18.0901	Medical Technology	0	0	0	0	0
	18.1901	Pre-Pharmacy	0	0	0	0	0

TABLE A-15. BACHELOR'S DEGREES CONFERRED BY ARKANSAS INDEPENDENT FOUR-YEAR INSTITUTIONS, 1985-86 THROUGH 1989-90

Inst.	CIP Code	CIP Classification	1985-86	1986-87	1987-88	1988-89	1989-90
OBU	18.9999	Pre-Nursing	0	0	0	0	0
(cont.)	19.0101	Home Economics	4	2	4	3	6
	19.0503	Pre-Dietetics	2	0	5	0	0
	23.0101	English	1	3	1	1	3
	23.1001	Speech, Debate & Forensics (Deleted)	-	2	1	-	-
	26.0101	Biology	8	10	8	10	7
	27.0101	Mathematics	2	4	2	4	3
	30.0301	Arts--Engineering	0	0	0	0	0
	38.0101	Philosophy	5	1	2	3	1
	39.0201	Biblical Studies	-	-	-	0	8
	39.0401	Christian Education	5	2	5	2	3
	39.0501	Church Music	4	3	4	1	0
	39.0601	Youth Ministry	-	-	-	0	0
	39.0601	Pastoral Ministry	7	0	10	8	3
	39.9999	Family Life Ministry Guidance	-	-	-	0	0
	39.9999	Family Life Ministry Recreation	2	14	11	2	3
	40.0501	Chemistry	7	5	3	4	6
	40.0501	Chemistry--Dental Hygiene	0	0	0	0	0
	40.0501	Chemistry--Pre-Dentistry	0	0	0	1	0
	40.0505	Chemistry--Pre-Medical	0	0	0	0	0
	40.0505	Chemistry--Pre-Med Tech	0	0	1	0	0
	40.0801	Physics	1	2	2	2	1
	42.0101	Psychology	9	10	9	11	13
	45.0601	Economics	0	2	2	2	2
	45.0801	History	6	1	5	5	7
	45.1001	Political Science	11	5	9	11	6
	45.1101	Sociology	13	10	12	10	3
	48.0203	Commercial Art	0	0	0	0	7
	50.0501	Speech and Drama	0	1	0	0	1
	50.0501	Drama	2	0	1	0	1
	50.0701	Art	1	2	3	1	0
	50.0708	Art Studio	0	0	0	0	0
	50.0901	Music	1	3	3	12	4
	50.0903	Applied Music	0	0	0	0	2
	50.0904	Music Theory & Comp.	1	0	0	0	2
Total			232	201	231	214	216
			=====	=====	=====	=====	=====
PSC	6.0401	Business Administration	40	28	32	35	22
	7.0601	Secretarial Science	1	2	1	0	0
	11.0101	Computer Science	-	-	-	0	0
	13.1001	Special Education	5	2	1	2	0
	13.1202	Elementary Education	7	3	13	13	10
	13.1303	Business Education	2	2	3	0	1
	13.1305	English	2	2	2	2	3
	13.1306	Modern Languages	0	8	0	0	0
	13.1311	Mathematics	0	0	0	0	0
	13.1312	Music	0	0	0	0	0

TABLE A-15. BACHELOR'S DEGREES CONFERRED BY ARKANSAS INDEPENDENT FOUR-YEAR INSTITUTIONS, 1985-86 THROUGH 1989-90

Inst.	CIP Code	CIP Classification	1985-86	1986-87	1987-88	1988-89	1989-90
PSC	13.1314	Physical Education & Health	3	0	0	4	7
(cont.)	13.1316	General Science	0	0	0	0	0
	13.1317	Social Science	0	0	0	0	0
	18.0901	Medical Technology	0	0	0	0	0
	19.0201	Business Home Economics	5	2	0	2	1
	23.0301	English	0	0	0	0	0
	26.0101	Biology	5	8	4	2	7
	27.0101	Mathematics	4	2	1	2	0
	38.9999	Philosophy & Religion	1	0	0	1	2
	40.0501	Chemistry	0	0	0	0	0
	42.0101	Psychology	3	4	2	2	3
	44.0701	Social Work	4	3	2	9	5
	45.0801	History	0	0	0	0	0
	45.1001	Political Science	0	0	0	2	1
	45.1101	Sociology	1	2	8	3	3
Total			84	68	69	79	65
UO	6.0201	Accounting	12	15	10	16	14
	6.0401	Management	12	6	0	14	9
	6.0401	Business Administration	58	26	19	21	19
	6.1401	Marketing	4	0	6	11	6
	8.0301	Entrepreneurship	-	-	-	2	1
	9.0101	Communications	7	2	6	2	10
	13.1202	Elementary Education	19	13	25	30	20
	13.1302	Art Education	0	1	0	0	0
	13.1303	Business Education I & II	2	3	1	3	0
	13.1305	English	3	1	0	1	0
	13.1311	Mathematics	2	1	1	0	1
	13.1312	Music Education (Deleted)	-	1	-	-	-
	13.1314	Physical Education (Sec, Elem, K-12)	11	10	4	13	8
	13.1316	Physical Science	-	-	-	0	0
	13.1316	Biological Science	0	8	0	0	1
	13.1316	General Science	0	0	0	0	0
	13.1317	Social Science	4	4	0	0	1
	14.0101	Pre-professional Engineering	1	0	0	0	0
	17.0209	Radiography	0	0	0	0	2
	17.0818	Respiratory Therapy	0	0	0	0	0
	18.0901	Medical Technology	1	0	0	0	0
	23.0101	English	3	3	1	0	1
	24.0102	General Studies	6	4	2	8	4
	26.0101	Biology	3	8	3	3	7
	27.0101	Mathematics	0	3	0	4	4
	30.0101	General Science	1	0	0	1	0
	30.0401	Political Science/Sociology	7	3	0	1	0
	30.0401	Political Science/History	0	2	1	0	3
	30.0401	Psychology/Sociology	1	4	0	3	5
	30.0401	History/Sociology	-	-	-	-	0
	39.0401	Religious Education	3	2	1	2	3
	40.0101	Physical Science	0	0	2	0	0
	40.0501	Chemistry, General	-	-	-	-	0

93

TABLE A-15. BACHELOR'S DEGREES CONFERRED BY ARKANSAS INDEPENDENT FOUR-YEAR INSTITUTIONS, 1985-86 THROUGH 1989-90

Inst.	CIP Code	CIP Classification	1985-86	1986-87	1987-88	1988-89	1989-90
UO	42.0101	Psychology	5	4	4	0	1
(cont.)	44.0401	Public Administration	2	2	1	4	4
	45.0101	Social Studies (Deleted 1987)	0	-	1	-	-
	45.0801	History	0	0	2	0	0
	50.0701	Art	1	1	0	0	3
	50.0901	Music	3	0	1	2	1
Total			171	127	91	141	128
			=====				
WBC	6.0401	Business Administration	-	-	-	5	3
	13.1202	Elementary Education	-	-	-	-	0
	13.1204	Pre-Elementary Education	-	-	-	-	0
	39.0201	Bible Studies (Pastoral Ministry)	19	9	8	20	6
	39.0401	Religious Education	3	3	7	2	3
	39.0501	Religious Music	0	0	0	3	1
Total			22	12	15	30	13
			=====				
Grand Total			1,462	1,399	1,379	1,483	1,411
			=====				

\* Southern Baptist College changed its name to Williams Baptist College in 1990.

TABLE A-16. MASTER'S DEGREES CONFERRED BY ARKANSAS INDEPENDENT FOUR-YEAR INSTITUTIONS, 1985-86 THROUGH 1989-90

Inst.	CIP Code	CIP Classification	1985-86	1986-87	1987-88	1988-89	1989-90
CBC	39.0201	Bible (Deleted 1987)	1	1	1	-	-
HU	6.0201	Accounting	11	16	21	11	10
	13.0401	Elementary School Administration	-	-	-	9	0
	13.1011	Education, Special (Mildly Handicapped)	-	-	-	11	2
	13.1202	Education, Elementary	24	14	24	7	28
	13.1205	Education, Secondary	12	18	23	24	31
		Total	47	48	68	62	71
OBU	13.1202	Elementary Education	22	27	19	17	17
	13.1205	Secondary Education	0	5	0	0	0
	13.1305	English Education	2	2	3	2	2
	13.1311	Mathematics Education	0	0	0	0	0
	13.1312	Music Edu. Instrumental	4	0	1	0	0
	13.1312	Music Education, Choral	0	2	2	1	1
	13.1315	Reading Education	5	5	6	3	0
	13.1316	Biological Science Edu.	0	0	1	0	0
	13.1316	Chemistry Education	0	0	0	0	0
	13.1316	Physics Education	-	-	-	0	0
	13.1317	Social Sciences Education	0	5	0	0	1
		Total	33	46	32	23	21
		Grand Total	81	95	101	85	92

APPENDIX B

DEGREES GRANTED AND OTHER FORMAL AWARDS CONFERRED  
IN 1989-90 BY TWO-YEAR STATE INSTITUTIONS

TABLE B-1. CERTIFICATES CONFERRED BETWEEN JULY 1, 1989 AND JUNE 30, 1990 BY TWO-YEAR PUBLIC INSTITUTIONS

CIP Code	CIP Classification	ASUB	EACC	GCCC	MCCC	MACC	PCCC	RMCC	SAUE	SAUT	WCC	Total
-----												
Agribusiness & Agric. Production												
1.0101	Agriculture	-	-	-	0	-	-	-	-	-	-	0
-----												
Subtotal												
-----												
Business and Management												
6.1701	Real Estate	-	-	0	-	-	-	-	-	-	-	0
6.2001	Trade & Industrial Supervision & Management	-	0	-	-	-	-	-	-	-	-	0
-----												
Subtotal												
-----												
Business and Office												
7.0301	Business Data Processing & Related Programs	0	-	1	0	-	-	0	-	6	-	7
7.0303	Business Data Entry Equipment Operation	-	-	-	-	0	-	-	-	-	-	0
7.0401	Office Supervision & Management	-	9	2	-	-	-	-	-	-	-	11
7.0601	Secretarial & Related Programs	-	-	2	-	0	2	2	2	-	1	9
7.0605	Medical Secretarial	-	-	-	-	-	1	-	-	-	-	1
7.0701	Typing, General Office & Related Programs	1	2	-	-	0	-	-	-	-	-	3
7.0702	Clerk-Typist	-	2	-	-	-	-	-	-	-	-	2
7.0705	General Office Clerk	-	-	3	-	-	-	-	-	-	-	3
7.0801	Word Processing	-	-	3	-	-	-	-	-	-	-	3
7.9999	Business (Administrative Support), Other	-	-	-	-	-	-	-	0	-	-	0
-----												
Subtotal												
-----												
Marketing and Distribution												
8.0301	Entrepreneurship	-	-	-	0	-	-	-	-	-	-	0
-----												
Subtotal												
-----												
Communication Technologies												
10.0104	Radio & Television Prod. & Broadcasting Tech.	-	-	0	-	-	-	-	-	-	-	0
-----												
Subtotal												
-----												





TABLE B-1. CERTIFICATES CONFERRED BETWEEN JULY 1, 1989 AND JUNE 30, 1990 BY TWO-YEAR PUBLIC INSTITUTIONS (Cont.)

CIP Code	CIP Classification	ASUB	EACC	GCCC	MCCC	NACC	PCCC	RMCC	SAUE	SAUT	WCC	Total
Consumer, Personal, and Misc. Services												
12.0403	Cosmetology	-	-	-	-	-	11	-	-	-	-	11
Subtotal												
Engineering & Engineering-Related Technologies												
15.0202	Drafting & Design Technology	-	-	0	-	-	-	-	-	-	-	0
15.0303	Electronic Technology	-	2	-	-	-	-	-	-	1	-	3
15.0399	Electrical & Electronic Technologies, Other	-	-	-	-	-	-	-	-	4	-	4
15.0403	Electromechanical Technology	-	-	-	-	0	-	-	-	-	-	0
15.0404	Instrumentation Technology	-	-	-	-	-	0	-	-	-	-	0
Subtotal												
-		2	0	0	0	0	0	0	0	5	0	7
Allied Health												
17.0205	Emergency Medical Technology - Ambulance	-	-	-	-	-	-	-	-	-	13	13
17.0206	Emergency Medical Technology - Paramedic	-	4	0	-	0	-	-	-	-	-	4
17.0211	Surgical Technology	-	-	-	-	-	-	-	-	-	11	11
17.0503	Medical Assisting	-	-	0	-	-	-	-	-	-	-	0
17.0506	Medical Records Technology	-	-	0	-	-	-	-	-	-	-	0
17.0602	Nursing Assisting	-	-	-	-	-	0	-	-	-	-	0
17.0605	Practical Nursing	-	-	0	-	-	0	14	-	-	13	27
Subtotal												
-		4	0	0	0	0	0	14	0	0	37	55
Vocational Home Economics												
20.0202	Child Care Aide/Assisting	-	-	-	-	-	-	-	-	0	-	0
20.0401	Food Production, Management & Services	-	-	0	-	-	-	-	-	-	-	0
20.0406	Food Service	-	-	-	-	-	-	-	-	0	-	0
Subtotal												
-		-	-	0	-	-	-	-	-	0	-	0
Protective Services												
43.0105	Criminal Justice Technology	-	0	0	0	-	-	-	-	-	-	0
43.0203	Firefighting	-	-	0	-	-	-	-	-	-	-	0
Subtotal												
-		-	0	0	0	-	-	-	-	-	-	0

TABLE B-1. CERTIFICATES CONFERRED BETWEEN JULY 1, 1989 AND JUNE 30, 1990 BY TWO-YEAR PUBLIC INSTITUTIONS (Cont.)

CIP Code	CIP Classification	ASUB	EACC	GCCC	MCCC	MACC	PCCC	RMCC	SAUE	SAUT	WCC	Total
<b>Construction Trades</b>												
46.0201	Carpentry	-	-	-	-	-	-	1	-	-	-	1
46.0499	Miscellaneous Const. Trades & Prop. Maintenance	-	-	-	-	-	0	-	-	-	-	0
<b>Subtotal</b>												
<b>Mechanics &amp; Repairers</b>												
47.0104	Computer Electronics	-	-	-	-	-	7	-	-	-	0	7
47.0105	Industrial Electronics	-	-	-	-	-	3	-	-	-	18	21
47.0201	Heating, Air Con., & Refrigeration Mechanics	-	-	-	-	-	0	-	-	-	-	0
47.0301	Industrial Equipment Maintenance & Repair	-	-	-	-	-	0	-	-	-	-	0
47.0303	Industrial Machinery Maintenance & Repair	-	-	-	-	-	-	-	-	-	6	6
47.0601	Vehicle & Mobile Equipment Mechanics & Repairers	-	-	-	-	-	0	-	-	-	-	0
47.0604	Automotive Mechanics	-	-	-	-	-	0	0	-	-	2	2
47.0605	Diesel Engine Mechanics	-	-	-	-	-	-	0	-	-	-	0
<b>Subtotal</b>												
<b>Precision Production</b>												
48.0101	Drafting	-	-	-	-	0	2	-	-	-	3	5
48.0105	Mechanical Drafting	-	0	-	-	-	-	-	-	-	-	0
48.0206	Lithography, Photography & Platemaking	-	-	-	-	-	4	-	-	-	-	4
48.0503	Machine Tool Operation/Machine Shop	-	-	-	-	-	-	0	-	-	5	5
48.0508	Welding	-	-	-	-	-	0	-	-	-	3	3
<b>Subtotal</b>												
<b>Transportation &amp; Material Moving</b>												
49.0101	Air Transportation	-	-	-	0	-	-	-	-	-	-	0
<b>Subtotal</b>												
<b>Visual &amp; Performing Arts</b>												
50.0202	Ceramics	-	-	0	-	-	-	-	-	-	-	0
<b>Subtotal</b>												
<b>TOTAL CERTIFICATES CONFERRED</b>		1	19	11	0	0	30	17	2	11	75	166

TABLE B-2. ASSOCIATE DEGREES CONFERRED BETWEEN JULY 1, 1989 AND JUNE 30, 1990 BY TWO-YEAR PUBLIC INSTITUTIONS

CIP Code	CIP Classification	ASUB	EACC	GCCC	MCCC	NACC	PCCC	RHCC	SAUE	SAUT	WCC	Total
<b>Agribusiness &amp; Agric. Production</b>												
1.0101	Agriculture	-	-	-	0	-	-	-	-	-	-	0
1.0102	Agribusiness	-	-	-	-	-	0	-	-	-	-	0
1.0501	Agricultural Services & Supplies	-	0	-	-	-	-	-	-	-	-	0
1.0601	Horticulture, General	-	-	-	0	-	-	-	-	-	-	0
Subtotal		-	0	-	0	-	0	-	-	-	-	0
<b>Business and Management</b>												
6.0401	Business Administration & Management	-	-	-	-	-	-	-	-	11	-	11
6.0403	Product Management	0	-	-	-	-	-	-	-	-	-	0
6.1701	Real Estate	-	-	0	-	-	-	-	-	-	-	0
6.2001	Trade & Industrial Supervision & Management	-	-	-	1	-	-	-	-	-	-	1
Subtotal		0	-	0	1	-	-	-	-	11	-	12
<b>Business and Office</b>												
7.0101	Accounting, Bookkeeping & Related Programs	-	-	5	-	-	-	-	-	-	3	8
7.0102	Accounting & Computing	-	-	-	-	-	-	-	4	-	-	4
7.0201	Banking & Related Financial Programs	-	-	1	-	-	-	-	-	-	4	5
7.0301	Business Data Processing & Related Programs	6	8	2	4	0	7	4	-	-	8	39
7.0305	Business Data Programming	-	-	-	-	-	-	-	-	7	-	7
7.0401	Office Supervision & Management	-	-	-	-	-	-	-	-	4	-	4
7.0601	Secretarial & Related Programs	-	5	4	4	9	12	4	3	-	3	44
7.0801	Word Processing	-	-	3	-	-	-	-	-	-	-	3
7.9999	Business (Administrative Support), Other	-	-	-	-	-	-	-	1	-	-	1
Subtotal		6	13	15	8	9	19	8	8	11	18	115
<b>Marketing and Distribution</b>												
8.0201	Business & Personal Services Marketing	-	-	-	-	-	-	-	-	1	-	1
8.0301	Entrepreneurship	-	19	-	16	11	17	1	-	-	57	121
8.0901	Hospitality & Recreation Marketing	-	-	-	-	-	-	-	-	3	-	3
Subtotal		-	19	-	16	11	17	1	-	4	57	125



TABLE B-2. ASSOCIATE DEGREES CONFERRED BETWEEN JULY 1, 1989 AND JUNE 30, 1990 BY TWO-YEAR PUBLIC INSTITUTIONS (Cont.)

CIP Code	CIP Classification	ASUB	EACC	GCCC	MCCC	MACC	PCCC	RMCC	SAUE	SAUT	WCC	Total
Consumer, Personal, and Misc. Services												
12.0403	Cosmetology	-	-	-	-	-	0	-	-	-	-	0
Subtotal												
Engineering & Engineering-Related Technologies												
15.0202	Drafting and Design Technology	6	-	-	-	-	-	-	-	-	-	6
15.0303	Electronic Technology	6	2	8	1	3	-	-	16	13	-	49
15.0399	Electrical & Electronic Technology, Other	-	-	-	-	-	-	-	-	1	-	1
15.0401	Biomedical Equipment Technology	-	-	-	-	0	-	-	-	-	-	0
15.0402	Computer Servicing Technology	6	-	-	-	-	-	-	3	-	-	9
15.0403	Electromechanical Technology	3	-	-	-	4	-	-	1	-	-	8
15.0404	Instrumentation Technology	1	-	-	-	-	0	-	-	-	-	1
15.0603	Industrial Technology	-	-	-	5	-	-	-	-	-	-	5
15.0607	Plastic Technology	0	-	-	-	-	-	-	-	-	-	0
15.0702	Quality Control Technology	0	-	-	-	-	-	-	-	-	0	0
15.0801	Aeronautical Technology	-	-	-	-	-	-	-	-	0	-	0
15.0805	Mechanical Design Technology	0	-	-	-	-	-	-	-	1	-	1
15.9999	Technology, Other	-	-	-	-	-	-	-	-	0	-	0
Subtotal		22	2	8	6	7	0	-	22	13	-	80
Allied Health												
17.0206	Emergency Medical Technology - Paramedic	-	1	0	-	1	-	-	-	-	-	2
17.0209	Radiologic (Medical) Technology	-	-	5	-	-	0	-	9	-	2	16
17.0309	Medical Laboratory Technology	-	-	4	-	-	4	-	2	-	0	10
17.0503	Medical Assisting	-	-	0	-	-	-	-	-	-	-	0
17.0506	Medical Records Technology	-	-	8	-	-	-	-	-	-	-	8
17.0818	Respiratory Therapy	-	-	-	-	-	-	-	-	-	3	3
Subtotal		-	1	17	-	1	4	-	11	-	5	39
Health Sciences												
18.1101	Nursing	-	25	35	17	45	44	-	-	-	101	267
Subtotal		-	25	35	17	45	44	-	-	-	101	267



TABLE B-2. ASSOCIATE DEGREES CONFERRED BETWEEN JULY 1, 1989 AND JUNE 30, 1990 BY TWO-YEAR PUBLIC INSTITUTIONS (Cont.)

CIP Code	CIP Classification	ASUB	EACC	GCCC	MCCC	MACC	PCCC	RMCC	SAUE	SAUT	WCC	Total
<b>Vocational Home Economics</b>												
20.0404	Dietetic Aide/Assisting	-	-	-	-	0	-	-	-	-	-	0
Subtotal		-	-	-	-	0	-	-	-	-	-	0
<b>Industrial Arts</b>												
21.0101	Industrial Arts	3	0	1	0	0	0	-	0	-	-	4
Subtotal		3	0	1	0	0	0	-	0	-	-	4
<b>Law</b>												
22.0103	Legal Assisting	-	-	-	-	-	-	-	-	-	7	7
Subtotal		-	-	-	-	-	-	-	-	-	7	7
<b>Liberal/General Studies</b>												
24.0101	Liberal Arts & Sciences	118	-	-	-	-	18	4	-	-	135	275
24.0102	General Studies	30	61	56	80	150	-	6	49	7	12	451
24.0199	Liberal/General Studies, Other	-	-	-	5	-	-	-	-	-	-	5
Subtotal		148	61	56	85	150	18	10	49	7	147	731
<b>Protective Services</b>												
43.0105	Criminal Justice Technology	-	5	8	6	2	-	-	2	-	-	23
43.0107	Law Enforcement	-	-	-	-	-	-	-	-	-	3	3
43.0201	Fire Control & Safety Technology	-	-	-	-	-	-	-	-	-	0	0
43.0203	Firefighting	-	-	26	-	-	-	-	-	-	-	26
Subtotal		-	5	34	6	2	-	-	2	-	3	52
<b>Public Affairs</b>												
44.0701	Social Work	-	-	-	0	-	-	-	-	-	-	0
Subtotal		-	-	-	0	-	-	-	-	-	-	0

TABLE B-2. ASSOCIATE DEGREES CONFERRED BETWEEN JULY 1, 1989 AND JUNE 30, 1990 BY TWO-YEAR PUBLIC INSTITUTIONS (Cont.)

CIP Code	CIP Classification	ASUB	EACC	GCCC	WCCC	NACC	PCCC	RMCC	SAUE	SAUT	WCC	Total
<b>Construction Trades</b>												
46.0201	Carpentry	-	-	-	-	-	-	1	-	-	-	1
46.0499	Misc. Construction Trades & Prop. Maint., Other	-	-	-	-	-	0	-	-	-	-	0
Subtotal		-	-	-	-	-	0	1	-	-	-	1
<b>Mechanics &amp; Repairers</b>												
47.0103	Communication Electronics	-	-	-	-	0	-	-	-	-	-	0
47.0104	Computer Electronics	-	-	-	-	-	3	-	-	-	0	3
47.0105	Industrial Electronics	-	-	-	-	4	1	-	-	-	-	5
47.0201	Heating, Air Conditioning & Refrigeration Mech.	-	-	-	-	-	0	-	-	-	-	0
47.0301	Industrial Equipment Maintenance & Repair	-	-	-	-	-	0	-	-	-	-	0
47.0303	Industrial Machinery Maintenance & Repair	-	-	-	-	-	-	-	-	2	-	2
47.0601	Vehicle & Mobile Equipment Mechanics & Repairers	-	-	-	-	-	0	-	-	-	-	0
47.0604	Automotive Mechanics	-	0	-	-	-	0	0	-	-	1	1
47.0605	Diesel Engine Mechanics	-	-	-	-	-	-	1	-	-	-	1
47.0608	Aircraft Mechanics, Powerplant	-	-	-	-	-	0	-	-	7	-	7
Subtotal		-	0	-	-	4	4	1	-	9	1	19
<b>Precision Production</b>												
48.0101	Drafting	-	-	-	-	0	4	-	-	-	3	7
48.0102	Architectural Drafting	-	-	-	-	-	-	-	-	6	-	6
48.0105	Mechanical Drafting	-	0	-	-	-	-	-	-	-	-	0
48.0203	Commercial Art	-	-	4	-	-	-	-	-	-	-	4
48.0204	Commercial Photography	-	-	-	-	-	-	-	-	1	-	1
48.0206	Lithography, Photography & Platemaking	-	-	-	-	-	3	-	-	-	-	3
48.0503	Machine Tool Operation/Machine Shop	-	-	-	-	-	-	0	-	-	2	2
48.0508	Welding	-	-	-	-	-	0	-	-	-	4	4
Subtotal		-	0	4	-	0	7	0	-	7	9	27
<b>Visual &amp; Performing Arts</b>												
50.0402	Graphic Design	-	-	-	-	-	-	-	-	1	-	1
50.0499	Design	-	-	-	-	-	-	-	-	0	-	0
Subtotal		-	-	-	-	-	-	-	-	1	-	1
TOTAL ASSOCIATE DEGREES CONFERRED		179	126	170	139	229	113	21	70	72	361	1,480

DEGREES GRANTED AND OTHER FORMAL AWARDS CONFERRED  
IN 1989-90  
BY FOUR-YEAR PUBLIC INSTITUTIONS

TABLE B-3. CERTIFICATES CONFERRED BETWEEN JULY 1, 1989 AND JUNE 30, 1990 BY FOUR-YEAR PUBLIC INSTITUTIONS

CIP Code	CIP Classification	ASUJ	ATU	UALR	UAMS	UAPB	Total
<b>Business and Office</b>							
7.0301	Business Data Processing & Related Programs	0	-	-	-	-	0
7.0601	Secretarial & Related Programs	0	-	-	-	-	0
7.0607	Stenographic	-	0	-	-	-	0
<b>Subtotal</b>							
<b>Engineering &amp; Engineering-Related Technologies</b>							
15.0701	Occupational Safety & Health Technology	-	-	1	-	-	1
<b>Subtotal</b>							
<b>Allied Health</b>							
17.0206	Emergency Medical Technology - Paramedic	-	-	-	8	-	8
17.0210	Respiratory Therapy Technology	-	-	-	3	-	3
17.0211	Surgical Technology	-	-	-	2	-	2
<b>Subtotal</b>							
<b>Home Economics</b>							
19.0705	Gerontological Services	-	-	-	-	0	0
<b>Subtotal</b>							
<b>TOTAL CERTIFICATES CONFERRED</b>		0	0	1	13	0	14



TABLE B-4. ASSOCIATE DEGREES CONFERRED BETWEEN JULY 1, 1989 AND JUNE 30, 1990 BY FOUR-YEAR PUBLIC INSTITUTIONS

CIP Code	CIP Classification	ASUJ	ATU	HSU	SAUM	UAF	UALR	UAM	UAMS	UAPB	UCA	Total
<b>Agricultural Sciences</b>												
2.0101	Agricultural Sciences	-	-	-	0	-	-	-	-	-	-	0
<b>Subtotal</b>												
<b>Business and Office</b>												
7.0301	Business Data Processing & Related Programs	18	-	-	0	-	-	0	-	-	-	18
7.0401	Office Supervision & Management	-	-	-	-	-	1	4	-	-	-	5
7.0601	Secretarial & Related Programs	6	8	2	-	2	-	-	-	-	-	24
7.0701	Typing, General Office & Related Programs	-	-	-	6	-	-	-	-	-	-	6
<b>Subtotal</b>												
<b>Marketing and Distribution</b>												
8.0301	Entrepreneurship	-	-	-	-	-	-	-	-	-	0	0
<b>Subtotal</b>												
<b>Computer &amp; Information Sciences</b>												
11.0201	Computer Programming	-	-	-	-	-	4	-	-	-	-	4
<b>Subtotal</b>												
<b>Education</b>												
13.1003	Education of the Deaf & Hearing Impaired	-	-	-	-	-	2	-	-	-	-	2
13.1309	Industrial Arts Education	0	-	-	-	-	-	-	-	-	-	0
13.1320	Trade & Industrial Education	-	-	-	-	-	-	-	-	-	0	0
<b>Subtotal</b>												
<b>0</b>												

TABLE R-4. ASSOCIATE DEGREES CONFERRED BETWEEN JULY 1, 1989 AND JUNE 30, 1990 BY FOUR-YEAR PUBLIC INSTITUTIONS (Cont.)

CIP Code	CIP Classification	ASUJ	ATU	HSU	SAUM	UAF	UALR	UAM	UAMS	UAPB	UCA	Total
<b>Engineering &amp; Engineering-Related Technologies</b>												
15.0101	Architectural Design & Construction Technology	-	-	-	-	-	0	-	-	-	-	0
15.0201	Civil Technology	-	-	-	-	-	2	-	-	-	-	2
15.0203	Surveying & Mapping Technology	-	-	-	-	-	4	-	-	-	-	4
15.0303	Electronic Technology	-	-	-	-	-	5	-	-	-	-	5
15.0401	Biomedical Equipment Technology	-	-	-	-	-	-	-	6	-	-	6
15.0603	Industrial Technology	-	-	-	0	-	3	-	-	0	-	3
15.0805	Mechanical Design Technology	-	-	-	-	-	0	-	-	-	-	0
15.0999	Mining & Petroleum Technologies, Other	-	0	-	-	-	-	-	-	-	-	0
<b>Subtotal</b>		-	0	-	0	-	14	-	6	0	-	20
<b>Allied Health</b>												
17.0102	Dental Hygiene	-	-	-	-	-	-	-	11	-	-	11
17.0201	Cardiovascular Technology	-	-	-	-	-	-	-	0	-	-	0
17.0206	Emergency Medical Technology - Paramedic	-	-	-	-	-	-	-	3	-	-	3
17.0209	Radiologic (Medical) Technology	11	-	-	-	-	-	-	1	-	-	12
17.0210	Respiratory Therapy Technology	-	-	-	-	-	-	-	20	-	-	20
17.0211	Surgical Technology	-	-	-	-	-	-	-	5	-	-	5
17.0309	Medical Laboratory Technology	1	-	-	-	-	-	-	-	-	-	1
17.0503	Medical Assisting	-	5	-	-	-	-	-	-	-	-	5
17.0815	Physical Therapy Assisting	-	-	-	-	-	-	-	-	-	14	14
<b>Subtotal</b>		12	5	-	-	-	-	-	40	-	14	71
<b>Health Sciences</b>												
18.1101	Nursing	54	-	-	46	50	53	30	0	-	-	233
<b>Subtotal</b>		54	-	-	46	50	53	30	0	-	-	233
<b>Vocational Home Economics</b>												
20.0201	Child Care & Guidance Management & Services	-	-	4	-	-	-	-	-	-	0	4
<b>Subtotal</b>		-	-	4	-	-	-	-	-	-	0	4
<b>Industrial Arts</b>												
21.0101	Industrial Arts	-	-	-	-	-	5	-	-	-	-	5
<b>Subtotal</b>		-	-	-	-	-	5	-	-	-	-	5

TABLE B-4. ASSOCIATE DEGREES CONFERRED BETWEEN JULY 1, 1989 AND JUNE 30, 1990 BY FOUR-YEAR PUBLIC INSTITUTIONS (CONT.)

CIP Code	CIP Classification	ASUJ	ATU	HSU	SAUM	UAF	UALR	UAM	UAMS	UAPB	UCA	Total
	Liberal/General Studies	7	8	-	0	-	35	0	-	-	-	50
	24.0102 General Studies											
	Subtotal	7	8	-	0	-	35	0	-	-	-	50
	Protective Services											
	43.0104 Criminal Justice Studies									3		3
	43.0107 Law Enforcement	4					7					11
	Subtotal	4					7			3		14
	TOTAL ASSOCIATE DEGREES CONFERRED	101	21	6	52	52	121	34	46	3	20	456



TABLE B-5. BACHELOR'S DEGREES CONFERRED BETWEEN JULY 1, 1989 AND JUNE 30, 1990 BY FOUR-YEAR PUBLIC INSTITUTIONS

CIP Code	CIP Classification	ASUJ	ATU	HSU	SALM	UAF	UALR	UAM	UAMS	UAPB	UCA	Total
<b>Agribusiness &amp; Agric. Production</b>												
1.0101	Agricultural Business & Management	-	-	-	11	-	-	-	-	-	-	11
1.0102	Agricultural Business	15	14	-	-	22	-	-	-	-	-	51
1.0103	Agricultural Economics	-	-	-	-	2	-	-	-	6	-	8
1.0201	Agricultural Mechanics	-	-	-	-	3	-	-	-	-	-	3
1.0603	Ornamental Horticulture	-	-	-	-	2	-	-	-	-	-	2
1.9999	Agribusiness & Agricultural Production	-	-	-	-	0	-	-	-	-	-	0
<b>Subtotal</b>												
		15	14	-	11	29	-	-	-	6	-	75
<b>Agricultural Sciences</b>												
2.0101	Agricultural Sciences	3	-	-	-	-	-	10	-	-	-	13
2.0201	Animal Sciences	10	-	-	-	12	-	-	-	0	-	22
2.0206	Dairy	-	-	-	-	0	-	-	-	-	-	0
2.0209	Poultry	-	-	-	-	12	-	-	-	-	-	12
2.0299	Animal Sciences	-	-	-	-	3	-	-	-	-	-	3
2.0301	Food Sciences	-	-	-	-	5	-	-	-	-	-	5
2.0401	Plant Sciences	5	-	-	-	-	-	-	-	-	-	5
2.0402	Agronomy	-	-	-	-	6	-	-	-	1	-	7
2.0403	Horticulture Science	-	-	-	-	4	-	-	-	-	-	4
2.0408	Plant Protection (Pest Management)	-	-	-	-	3	-	-	-	-	-	3
2.0501	Soil Sciences	-	-	-	-	0	-	-	-	-	-	0
<b>Subtotal</b>												
		18	-	-	-	45	-	10	-	1	-	74
<b>Renewable Natural Resources</b>												
3.0101	Renewable Natural Resources	-	-	-	-	1	-	-	-	-	-	1
3.0301	Fishing & Fisheries	-	-	-	-	-	-	-	-	0	-	0
3.0501	Forestry & Related Sciences	-	-	-	-	-	-	8	-	-	-	8
3.0601	Wildlife Management	3	18	-	-	-	-	2	-	-	-	23
<b>Subtotal</b>												
		3	18	-	-	1	-	10	-	-	-	32

TABLE 8-5. BACHELOR'S DEGREES CONFERRED BETWEEN JULY 1, 1989 AND JUNE 30, 1990 BY FOUR-YEAR PUBLIC INSTITUTIONS (Cont.)

CIP Code	CIP Classification	ASUJ	ATU	HSU	SAUM	UAF	UALR	UAM	UAMS	UAPB	UCA	Total
<b>Architecture &amp; Environ. Design</b>												
4.0101	Architecture & Environmental Design	-	-	-	-	5	-	-	-	-	-	5
4.0201	Architecture	-	-	-	-	39	-	-	-	-	-	39
4.0601	Landscape Architecture	-	-	-	-	11	-	-	-	-	-	11
<b>Subtotal</b>		-	-	-	-	55	-	-	-	-	-	55
<b>Business and Management</b>												
6.0101	Business & Management	3	-	63	17	24	23	-	-	-	-	163
6.0201	Accounting	57	24	13	22	100	51	12	-	20	47	346
6.0301	Banking & Finance	39	-	-	18	74	31	-	-	-	27	189
6.0401	Business Administration & Management	76	73	-	17	52	38	32	-	39	13	340
6.0501	Business Economics	3	-	-	-	4	1	-	-	-	-	8
6.0701	Hotel/Hotel Management	-	6	-	-	-	-	-	-	-	-	6
6.0705	Transportation Management	2	-	-	-	16	-	-	-	-	-	18
6.0801	Insurance & Risk Management	-	-	-	-	12	-	-	-	-	-	12
6.0901	International Business Management	2	-	-	-	-	-	-	-	-	-	2
6.1302	Operations Research (Quantitative Methods)	-	0	-	-	-	2	-	-	-	-	2
6.1401	Marketing Management	61	-	-	18	132	34	4	-	-	63	312
6.1601	Personnel Management	-	-	-	-	17	-	-	-	-	-	17
6.1701	Real Estate	7	-	-	-	18	-	-	-	-	-	25
6.2001	Trade & Industrial Supervision & Management	-	-	-	3	5	-	-	-	-	-	8
6.9999	Business & Management, Other	-	-	-	0	20	-	-	-	-	-	20
<b>Subtotal</b>		250	103	76	95	474	180	48	-	59	183	1,468
<b>Business and Office</b>												
7.0301	Business Data Processing & Related Programs	-	-	7	5	-	7	0	-	-	15	34
7.0401	Office Supervision & Management	-	5	-	3	5	-	0	-	-	-	13
7.0601	Secretarial & Related Programs	4	-	-	-	-	3	-	-	-	9	16
<b>Subtotal</b>		4	5	7	8	5	10	0	-	-	24	63
<b>Communications</b>												
9.0101	Communications	-	-	-	-	81	20	-	-	-	-	101
9.0201	Advertising	-	-	-	-	-	3	-	-	-	-	3
9.0401	Journalism (Mass Communications)	30	11	6	12	67	25	-	-	-	10	161
9.0701	Radio/Television	25	-	-	-	-	32	-	-	-	-	57
<b>Subtotal</b>		55	11	6	12	148	80	-	-	-	123	322

TABLE B-5. BACHELOR'S DEGREES CONFERRED BETWEEN JULY 1, 1989 AND JUNE 30, 1990 BY FOUR-YEAR PUBLIC INSTITUTIONS (Cont.)

CIP Code	CIP Classification	ASUJ	ATU	HSU	SAUM	UAF	UALR	UAM	UAMS	UAPB	UCA	Total
<b>Computer &amp; Information Sciences</b>												
11.0101	Computer & Information Sciences	25	7	4	-	11	33	7	-	14	5	106
11.0301	Data Processing	44	-	-	-	21	-	-	-	-	-	65
<b>Subtotal</b>												
		69	7	4	-	32	33	7	-	14	5	171
<b>Education</b>												
13.1001	Special Education	18	-	-	-	-	-	-	-	3	39	60
13.1003	Education of the Deaf & Hearing Impaired	-	-	-	-	-	2	-	-	-	-	2
13.1012	Speech Correction	-	-	-	-	-	-	-	-	-	2	2
13.1099	Special Education, Other	-	-	-	-	7	-	-	-	-	4	11
13.1202	Elementary Education	97	83	73	27	86	64	37	-	26	65	558
13.1204	Pre-Elementary Education	86	-	-	-	-	-	-	-	2	56	144
13.1205	Secondary Education	-	-	-	-	2	-	-	-	-	-	2
13.1301	Agricultural Education	2	-	-	1	8	-	-	-	4	-	15
13.1302	Art Education	6	2	4	0	2	-	0	-	2	2	18
13.1303	Business Education	2	10	8	3	9	-	1	-	4	8	45
13.1305	English Education	17	9	12	1	11	-	0	-	1	8	59
13.1306	Foreign Languages Education	1	0	1	0	2	-	-	-	-	0	4
13.1307	Health Education	-	-	-	-	8	8	-	-	-	17	33
13.1308	Home Economics Education	-	-	7	-	3	-	-	-	2	9	21
13.1309	Industrial Arts Education	-	-	-	-	2	-	-	-	-	3	5
13.1310	Marketing & Distributive Education	-	-	-	-	-	-	-	-	-	1	1
13.1311	Mathematics Education	12	13	8	4	12	-	0	-	2	8	59
13.1312	Music Education	11	9	7	3	13	1	-	-	2	14	60
13.1314	Physical Education	40	21	27	14	24	-	10	-	8	27	171
13.1316	Science Education	11	3	4	2	16	-	0	-	0	2	38
13.1317	Social Science Education	18	-	11	-	-	-	-	-	4	-	33
13.1318	Social Studies Education	-	7	-	3	15	-	0	-	-	16	41
13.1320	Trade & Industrial Education	-	-	-	-	-	-	-	-	0	-	0
13.1399	Teacher Education, Specific Subject Areas	-	-	1	-	-	-	0	-	-	4	5
13.9999	Education, Other	4	0	-	0	0	-	-	-	-	-	4
<b>Subtotal</b>												
		325	157	163	58	220	75	48	-	60	285	1,391

TABLE B-5. BACHELOR'S DEGREES CONFERRED BETWEEN JULY 1, 1989 AND JUNE 30, 1990 BY FOUR-YEAR PUBLIC INSTITUTIONS

CIP Code	CIP Classification	ASUJ	ATU	HSU	SAUM	UAF	UALR	UAM	UAMS	UAPB	UCA	Total
<b>Engineering</b>												
14.0101	Engineering	21	9	-	-	-	-	-	-	-	-	30
14.0301	Agricultural Engineering	3	-	-	-	3	-	-	-	-	-	6
14.0701	Chemical Engineering	-	-	-	-	32	-	-	-	-	-	32
14.0801	Civil Engineering	-	-	-	-	33	-	-	-	-	-	33
14.0901	Computer Engineering	-	-	-	-	19	-	-	-	-	-	19
14.1001	Electrical, Electronics & Communications Eng.	-	-	-	-	78	-	-	-	-	-	78
14.1701	Industrial Engineering	-	-	-	-	33	-	-	-	-	-	33
14.1901	Mechanical Engineering	-	-	-	-	42	-	-	-	-	-	42
<b>Subtotal</b>		<b>24</b>	<b>9</b>	<b>-</b>	<b>-</b>	<b>240</b>	<b>-</b>	<b>-</b>	<b>-</b>	<b>-</b>	<b>-</b>	<b>273</b>
<b>Engineering &amp; Engineering-Related Technologies</b>												
15.0201	Civil Technology	-	-	-	-	-	5	-	-	-	-	5
15.0203	Surveying and Mapping Technology	-	-	-	-	-	0	-	-	-	-	0
15.0301	Computer Technology	-	-	-	-	-	1	-	-	-	-	1
15.0303	Electronic Technology	-	-	-	-	-	9	-	-	-	-	9
15.0603	Industrial Technology	-	-	-	0	-	3	-	-	7	4	14
15.0805	Mechanical Design Technology	-	-	-	-	-	5	-	-	-	-	5
<b>Subtotal</b>		<b>-</b>	<b>-</b>	<b>-</b>	<b>0</b>	<b>-</b>	<b>23</b>	<b>-</b>	<b>-</b>	<b>7</b>	<b>4</b>	<b>34</b>
<b>Foreign Languages</b>												
16.0101	Foreign Languages, Multiple Emphasis	-	0	-	-	-	-	-	-	-	-	0
16.0501	German	-	-	-	-	5	-	-	-	-	-	5
16.0901	French	1	-	-	-	6	1	-	-	-	0	8
16.0905	Spanish	2	-	0	1	3	5	-	-	-	1	12
<b>Subtotal</b>		<b>3</b>	<b>0</b>	<b>0</b>	<b>1</b>	<b>14</b>	<b>6</b>	<b>-</b>	<b>-</b>	<b>-</b>	<b>1</b>	<b>25</b>

TABLE B-5. BACHELOR'S DEGREES CONFERRED BETWEEN JULY 1, 1989 AND JUNE 30, 1990 BY FOUR-YEAR PUBLIC INSTITUTIONS (Cont.)

CIP Code	CIP Classification	ASUJ	ATU	NSU	SAUM	UAF	UALR	UAM	UAMS	UAPB	UCA	Total
<b>Allied Health</b>												
17.0102	Dental Hygiene	-	-	-	-	-	-	-	24	-	-	24
17.0208	Nuclear Medical Technology	-	-	-	-	-	-	-	3	-	-	3
17.0209	Radiologic (Medical) Technology	-	-	-	-	-	-	-	10	-	9	19
17.0306	Cytotechnology	-	-	-	-	-	-	-	4	-	-	4
17.0310	Medical Technology	-	-	0	2	-	-	-	-	-	4	6
17.0807	Occupational Therapy	-	-	-	-	-	-	-	-	-	21	21
17.0813	Physical Therapy	-	-	-	-	-	-	-	-	-	32	32
17.0818	Respiratory Therapy	-	-	-	-	-	-	-	-	-	4	4
Subtotal		-	-	0	2	-	-	-	41	-	70	113
<b>Health Sciences</b>												
18.0102	Speech Pathology	10	-	-	-	-	-	-	-	-	-	10
18.0103	Speech-Language Pathology/Audiology	-	-	8	-	10	5	-	-	-	13	36
18.0701	Health Services Administration	10	-	-	-	-	-	-	-	-	-	10
18.0703	Medical Records Administration	-	6	-	-	-	-	-	-	-	-	6
18.0901	Medical Laboratory	7	0	-	-	-	-	-	9	-	-	16
18.1101	Nursing	37	18	24	-	-	-	0	95	17	18	209
18.1401	Pharmacy	-	-	-	-	-	-	-	69	-	-	69
18.1801	Pre-Medicine	-	-	-	-	4	-	-	-	-	-	4
18.9999	Health Sciences, Other	-	-	-	-	-	3	-	-	-	-	3
Subtotal		64	24	32	-	14	8	-	173	17	31	363
<b>Home Economics</b>												
19.0101	Home Economics	-	-	2	-	1	-	-	-	-	8	11
19.0501	Food Sciences & Human Nutrition	-	-	-	-	2	-	-	-	-	-	2
19.0503	Dietetics/Human Nutritional Services	-	-	-	-	-	-	-	-	3	-	3
19.0601	Human Environment & Housing	-	-	-	-	9	-	-	-	-	-	9
19.0701	Individual & Human Development	-	-	-	-	5	-	-	-	8	-	13
19.0705	Gerontological Services	-	-	-	-	-	-	-	-	7	-	7
19.0901	Textiles & Clothing	-	-	-	-	19	-	-	-	-	-	19
19.0902	Fashion Design	-	-	-	-	-	-	-	-	3	-	3
Subtotal		-	-	2	-	36	-	-	-	21	8	67



TABLE B-5. BACHELOR'S DEGREES CONFERRED BETWEEN JULY 1, 1989 AND JUNE 30, 1990 BY FOUR-YEAR PUBLIC INSTITUTIONS (Cont.-)

CIP Code	CIP Classification	ASUJ	ATU	HSU	SAUM	UAF	UALR	UAM	UAMS	UAPB	UCA	Total
<b>Letters</b>												
23.0101	English	10	4	3	3	37	45	11	-	1	17	131
23.0201	Classics	-	-	-	-	3	-	-	-	-	-	3
23.0501	Creative Writing	-	1	-	-	-	-	-	-	-	-	1
23.1001	Speech, Debate & Forensics	3	2	3	-	-	-	6	-	12	18	44
23.1101	Technical & Business Writing	-	-	-	-	-	6	-	-	-	-	6
<b>Subtotal</b>		13	7	6	3	40	51	17	-	13	35	185
<b>Liberal/General Studies</b>												
24.0102	General Studies	13	-	-	-	-	61	-	-	-	-	74
<b>Subtotal</b>		13	-	-	-	-	61	-	-	-	-	74
<b>Life Sciences</b>												
26.0101	Biology	0	11	16	9	-	34	5	-	15	13	103
26.0301	Botany	1	-	-	-	1	-	-	-	-	-	2
26.0501	Microbiology	-	-	-	-	25	-	-	-	-	-	25
26.0701	Zoology	12	-	-	-	22	-	-	-	-	-	34
26.9999	Life Sciences, Other	-	3	-	-	-	-	-	-	-	-	3
<b>Subtotal</b>		13	14	16	9	48	34	5	-	15	13	167
<b>Mathematics</b>												
27.0101	Mathematics	2	7	2	2	16	9	4	-	1	11	54
<b>Subtotal</b>		2	7	2	2	16	9	4	-	1	11	54
<b>Multi/Interdisciplinary Studies</b>												
30.0101	Biological & Physical Sciences	-	-	-	0	14	-	-	-	-	5	19
30.0401	Humanities & Social Sciences	-	-	-	-	-	5	-	-	-	-	5
30.9999	Multi/Interdisciplinary Studies, Other	-	-	-	5	-	-	-	-	-	-	5
<b>Subtotal</b>		-	-	-	5	14	5	-	-	-	5	29

TABLE B-5. BACHELOR'S DEGREES CONFERRED BETWEEN JULY 1, 1989 AND JUNE 30, 1990 BY FOUR-YEAR PUBLIC INSTITUTIONS (Cont.)

CIP Code	CIP Classification	ASUJ	ATU	HSU	SALM	UAF	UALR	UAM	UAMS	UAPB	UCA	Total
<b>Parks &amp; Recreation</b>												
31.0101	Parks & Recreation	-	-	-	-	7	-	-	-	4	-	11
31.0201	Outdoor Recreation	-	2	-	-	-	-	-	-	-	-	2
31.0301	Parks & Recreation Management	-	2	16	-	-	-	-	-	-	-	18
<b>Subtotal</b>		-	4	16	-	7	-	-	-	4	-	31
<b>Health-Related Activities</b>												
34.0101	Health-Related Activities, General	-	-	-	-	-	0	-	-	-	-	0
<b>Subtotal</b>		-	-	-	-	-	0	-	-	-	-	0
<b>Philosophy &amp; Religion</b>												
38.0101	Philosophy	5	-	-	-	4	0	-	-	-	1	10
<b>Subtotal</b>		5	-	-	-	4	0	-	-	-	1	10
<b>Physical Sciences</b>												
40.0101	Physical Sciences	-	6	-	-	-	-	0	-	-	1	7
40.0501	Chemistry	6	4	3	3	10	9	1	-	3	4	43
40.0601	Geology	-	2	-	-	4	-	1	-	-	-	7
40.0703	Earth Science	-	-	-	-	0	-	-	-	-	-	0
40.0801	Physics	5	-	3	-	2	5	0	-	0	3	18
40.0899	Physics, Other	-	-	-	2	-	-	-	-	-	-	2
<b>Subtotal</b>		11	12	6	5	16	14	2	-	3	8	77
<b>Psychology</b>												
42.0101	Psychology	32	14	3	8	41	48	9	-	10	20	185
<b>Subtotal</b>		32	14	3	8	41	48	9	-	10	20	185
<b>Protective Services</b>												
43.0104	Criminal Justice Studies	-	-	-	-	27	40	-	-	10	-	86
<b>Subtotal</b>		-	-	-	-	27	40	-	-	10	-	86

TABLE B-5. BACHELOR'S DEGREES CONFERRED BETWEEN JULY 1, 1989 AND JUNE 30, 1990 BY FOUR-YEAR PUBLIC INSTITUTIONS (Cont.)

CIP Code	CIP Classification	ASUJ	ATU	HSU	SAUM	UAF	UALR	UAM	UAMS	UAPB	UCA	Total
<b>Public Affairs</b>												
44.0201	Community Services	-	-	-	6	-	-	-	-	-	-	6
44.0401	Public Administration	-	-	2	-	9	-	-	-	-	5	16
44.0701	Social Work	14	-	17	-	23	-	-	-	11	-	65
44.0702	Medical Social Work	-	6	-	-	-	-	-	-	-	-	6
44.0799	Social Work, Other	-	-	-	-	-	1	-	-	-	-	1
<b>Subtotal</b>		14	6	19	6	32	1	-	-	11	5	94
<b>Social Sciences</b>												
45.0101	Social Sciences	-	-	-	-	-	-	10	-	-	-	10
45.0201	Anthropology	-	-	-	-	8	-	-	-	-	-	8
45.0401	Criminology	18	-	-	-	-	-	-	-	-	-	18
45.0601	Economics	2	9	-	1	4	-	-	-	3	1	20
45.0701	Geography	2	-	-	-	6	-	-	-	-	8	16
45.0801	History	8	29	6	2	28	21	0	-	0	9	103
45.1001	Political Science & Government	14	-	4	3	45	22	0	-	6	10	104
45.1101	Sociology	7	5	20	8	7	17	-	-	6	15	85
45.1201	Urban Studies	0	-	-	-	-	-	-	-	-	-	0
<b>Subtotal</b>		51	43	30	14	98	60	10	-	15	43	364
<b>Precision Production</b>												
48.0201	Graphic & Printing Communications	5	-	-	-	-	-	-	-	-	-	5
<b>Subtotal</b>		5	-	-	-	-	-	-	-	-	-	5
<b>Transportation &amp; Material Moving</b>												
49.0102	Airplane Piloting & Navigation (Commercial)	-	-	7	-	-	-	-	-	-	-	7
<b>Subtotal</b>		-	-	7	-	-	-	-	-	-	-	7

TABLE B-5. BACHELOR'S DEGREES CONFERRED BETWEEN JULY 1, 1989 AND JUNE 30, 1990 BY FOUR-YEAR PUBLIC INSTITUTIONS (Cont.)

CIP Code	CIP Classification	ASUJ	ATU	HSU	SAUM	UAF	UALR	UAM	UAMS	UAPB	UCA	Total
Visual & Performing Arts												
50.0402	Graphic Design	8	-	7	-	-	-	-	-	-	-	15
50.0501	Dramatic Arts	6	-	-	2	4	5	-	-	-	-	17
50.0602	Cinematography/Film	-	-	-	-	0	-	-	-	-	-	0
50.0701	Fine Arts	9	10	0	3	11	23	0	-	-	8	64
50.0708	Painting	-	-	0	-	-	-	-	-	-	-	0
50.0901	Music	0	0	-	0	-	9	3	-	-	-	12
50.0903	Music Performance	1	-	0	-	6	0	-	-	-	0	7
50.0904	Music Theory & Composition	-	-	0	-	-	-	-	-	-	-	0
Subtotal		24	10	7	5	21	37	3	-	-	8	115
TOTAL BACCALAUREATE DEGREES CONFERRED		1,013	465	402	244	1,677	775	173	214	276	770	6,009

TABLE B-6. POST-BACCALAUREATE CERTIFICATES CONFERRED BETWEEN JULY 1, 1989 AND JUNE 30, 1990 BY FOUR-YEAR PUBLIC INSTITUTIONS

CIP Code	CIP Classification	UALR	UAMS	Total
<b>Health Sciences</b>				
18.1105	Nurse Practitioner	-	0	0
Subtotal				
<b>Home Economics</b>				
19.0503	Dietetics/Human Nutritional Services	-	14	14
Subtotal				
<b>Public Affairs</b>				
44.0799	Social Work, Other	3	-	3
Subtotal				
<b>TOTAL POST-BACCALAUREATE CERTIFICATES CONFERRED</b>				
		3	14	17



TABLE B-7. MASTER'S DEGREES CONFERRED BETWEEN JULY 1, 1989 AND JUNE 30, 1990 BY FOUR-YEAR PUBLIC INSTITUTIONS

CIP Code	CIP Classification	ASUJ	ATU	HSU	SAUM	UAF	UALR	UAMS	UCA	Total
<b>Agribusiness &amp; Agric. Production</b>										
1.0103	Agricultural Economics	-	-	-	-	6	-	-	-	6
1.0199	Agricultural Business & Management, Other	-	-	-	-	2	-	-	-	2
1.0301	Agricultural Production	-	-	-	-	15	-	-	-	15
	<b>Subtotal</b>	-	-	-	-	23	-	-	-	23
<b>Agricultural Sciences</b>										
2.0101	Agricultural Sciences	5	-	-	-	-	-	-	-	5
2.0201	Animal Sciences	-	-	-	-	6	-	-	-	6
2.0301	Food Sciences	-	-	-	-	10	-	-	-	10
2.0402	Agronomy	-	-	-	-	12	-	-	-	12
2.0403	Horticulture Science	-	-	-	-	2	-	-	-	2
	<b>Subtotal</b>	5	-	-	-	30	-	-	-	35
<b>Business and Management</b>										
6.0101	Business & Management	-	-	5	-	-	-	-	-	5
6.0201	Accounting	-	-	-	-	2	-	-	-	2
6.0401	Business Administration & Management	20	-	-	-	33	25	-	22	100
6.1302	Operations Research (Quantitative Methods)	-	-	-	-	0	-	-	-	0
6.1303	Management Science	-	-	-	-	153	-	-	-	153
	<b>Subtotal</b>	20	-	5	-	188	25	-	22	260
<b>Communications</b>										
9.0101	Communications	-	-	-	-	7	-	-	-	7
9.0401	Journalism (Mass Communications)	5	-	-	-	0	2	-	-	7
9.0701	Radio/Television	3	-	-	-	-	-	-	-	3
9.9999	Communications, Other	-	-	-	-	-	8	-	-	8
	<b>Subtotal</b>	8	-	-	-	7	10	-	-	25
<b>Computer &amp; Information Sciences</b>										
11.0101	Computer & Information Sciences	4	-	-	-	8	1	-	-	13
	<b>Subtotal</b>	4	-	-	-	8	1	-	-	13

TABLE B-7. MASTER'S DEGREES CONFERRED BETWEEN JULY 1, 1989 AND JUNE 30, 1990 BY FOUR-YEAR PUBLIC INSTITUTIONS (Cont.)

CIP Code	CIP Classification	ASUJ	ATU	HSU	SAUM	UAF	UALR	UAMS	UCA	Total								
	Education																	
13.0101	Education	-	-	-	-	1	-	-	-	1								
13.0401	Education Administration	-	-	-	-	27	1	-	21	49								
13.0405	Elementary & Secondary Education Administration	24	-	10	-	-	-	-	28	62								
13.0406	Higher Education Administration	-	-	-	-	1	-	-	-	1								
13.0499	Education Administration, Other	3	-	-	-	-	-	-	-	3								
13.0501	Educational Media	-	-	-	-	-	-	-	-	-								
13.1001	Special Education	6	9	5	-	15	1	-	29	54								
13.1004	Education of the Gifted & Talented	3	9	-	-	10	20	-	24	65								
13.1005	Education of the Emotionally Handicapped	1	-	-	-	-	17	-	-	29								
13.1007	Education of the Multiple Handicapped	7	-	-	1	-	-	-	-	1								
13.1011	Education of the Multiple Handicapped	-	-	-	-	-	-	-	-	8								
13.1011	Education of the Multiple Handicapped	-	-	-	-	-	-	-	15	15								
13.1011	Education of the Multiple Handicapped	-	-	-	-	-	-	-	0	0								
13.1012	Speech Correction	-	-	-	-	-	-	-	0	0								
13.1099	Special Education, Other	0	-	-	-	-	-	-	-	0								
13.1101	Student Counseling & Personnel Services	38	-	22	11	23	0	-	22	116								
13.1201	Adult & Continuing Education	-	-	-	-	8	6	-	-	14								
13.1202	Elementary Education	15	15	1	20	21	25	-	15	112								
13.1204	Pre-Elementary Education	22	-	3	-	-	-	-	4	29								
13.1205	Secondary Education	-	-	-	-	20	18	-	-	38								
13.1301	Agricultural Education	3	-	-	-	-	-	-	-	3								
13.1302	Art Education	-	-	3	-	-	-	-	-	3								
13.1303	Business Education	6	-	0	2	-	-	-	11	19								
13.1305	English Education	1	0	2	-	-	-	-	0	3								
13.1306	Foreign Languages Education	-	-	-	-	-	-	-	1	1								
13.1307	Health Education	-	-	-	-	5	-	-	3	8								
13.1308	Home Economics Education	-	-	-	-	-	-	-	10	10								
13.1309	Industrial Arts Education	-	-	-	-	-	-	-	0	0								
13.1311	Mathematics Education	1	0	1	0	2	-	-	8	12								
13.1312	Music Education	6	2	0	-	1	-	-	3	12								
13.1314	Physical Education	6	4	6	1	13	-	-	7	37								
13.1315	Reading Education	18	-	7	1	-	-	-	14	40								
13.1316	Science Education	4	3	4	0	-	-	-	1	12								
13.1317	Social Science Education	1	-	1	-	-	-	-	-	2								
13.1318	Social Studies Education	-	1	-	-	-	-	-	0	1								
13.1320	Trade & Industrial Education	-	-	-	-	15	-	-	-	15								
Subtotal										165	43	65	36	162	88	-	216	775

TABLE B-7. MASTER'S DEGREES CONFERRED BETWEEN JULY 1, 1989 AND JUNE 30, 1990 BY FOUR-YEAR PUBLIC INSTITUTIONS (Cont.)

CIP Code	CIP Classification	ASUJ	ATU	HSU	SAUM	UAF	UALR	UAMS	UCA	Total
<b>Engineering</b>										
14.0101	Engineering	-	-	-	-	7	-	-	-	7
14.0301	Agricultural Engineering	-	-	-	-	3	-	-	-	3
14.0701	Chemical Engineering	-	-	-	-	10	-	-	-	10
14.0801	Civil Engineering	-	-	-	-	15	-	-	-	15
14.0901	Computer Engineering	-	-	-	-	1	-	-	-	1
14.1001	Electrical, Electronics & Communications Eng.	-	-	-	-	17	-	-	-	17
14.1401	Environmental Health Engineering	-	-	-	-	0	-	-	-	0
14.1701	Industrial Engineering	-	-	-	-	5	-	-	-	5
14.1901	Mechanical Engineering	-	-	-	-	2	-	-	-	2
Subtotal		-	-	-	-	60	-	-	-	60
<b>Engineering &amp; Engineering-Related Technologies</b>										
15.0404	Instrumentation Technology	-	-	-	-	9	0	-	-	9
Subtotal		-	-	-	-	9	0	-	-	9
<b>Foreign Languages</b>										
16.0501	German	-	-	-	-	2	-	-	-	2
16.0901	French	-	-	-	-	0	-	-	-	0
16.0905	Spanish	-	-	-	-	4	-	-	-	4
16.9999	Foreign Languages, Other	-	-	-	-	1	-	-	-	1
Subtotal		-	-	-	-	7	-	-	-	7
<b>Allied Health</b>										
17.0402	Community Health Work	-	-	-	-	0	-	-	-	0
17.0407	Rehabilitation Counseling	-	-	-	-	16	11	-	-	27
17.0804	Exercise Physiology	-	-	-	-	7	-	-	-	7
Subtotal		-	-	-	-	23	11	-	-	34



TABLE B-7. MASTER'S DEGREES CONFERRED BETWEEN JULY 1, 1989 AND JUNE 30, 1990 BY FOUR-YEAR PUBLIC INSTITUTIONS (Cont.)

CIP Code	CIP Classification	ASUJ	ATU	HSU	SAUM	UAF	UALR	UAHS	UCA	Total
<b>Health Sciences</b>										
18.0102	Speech Pathology	16	-	-	-	-	-	-	-	16
18.0103	Speech-Language Pathology/Audiology	-	-	-	-	11	0	17	0	28
18.0299	Basic Clinical Health Sciences, Other	-	-	-	-	-	-	0	-	0
18.0701	Health Services Administration	-	-	-	-	-	18	-	-	18
18.1101	Nursing	0	-	-	-	-	-	15	11	26
18.1401	Pharmacy	-	-	-	-	-	-	1	-	1
<b>Subtotal</b>		16	-	-	-	11	18	33	11	89
<b>Home Economics</b>										
19.0101	Home Economics	-	-	-	-	6	-	-	1	7
<b>Subtotal</b>		-	-	-	-	6	-	-	1	7
<b>Vocational Home Economics</b>										
20.0203	Child Care Management	0	-	-	-	-	-	-	-	0
<b>Subtotal</b>		0	-	-	-	-	-	-	-	0
<b>Law</b>										
22.0199		-	-	-	-	6	-	-	-	6
<b>Subtotal</b>		-	-	-	-	6	-	-	-	6
<b>Letters</b>										
23.0101	English	6	-	-	-	9	-	-	5	20
23.0301	Comparative Literature	-	-	-	-	2	-	-	-	2
23.0501	Creative Writing	-	-	-	-	7	-	-	-	7
23.1001	Speech, Debate & Forensics	7	-	-	-	-	-	-	-	7
23.1101	Technical & Business Writing	-	-	-	-	-	9	-	-	9
<b>Subtotal</b>		13	-	-	-	18	9	-	5	45
<b>Liberal/General Studies</b>										
24.0101	Liberal Arts & Sciences	0	-	-	-	-	-	-	-	0
<b>Subtotal</b>		0	-	-	-	-	-	-	-	0

TABLE 9-7. MASTER'S DEGREES CONFERRED BETWEEN JULY 1, 1987 AND JUNE 30, 1990 BY FOUR-YEAR PUBLIC INSTITUTIONS (Cont.)

CIP Code	CIP Classification	ASUJ	ATU	HSU	SALM	UAF	UALR	UAHS	UCA	Total
Library & Archival Sciences										
25.0401	Library Science	-	-	-	-	-	2	-	-	2
25.9999	Library & Archival Sciences, Other	-	-	-	-	-	-	-	0	0
Subtotal										
Life Sciences										
26.0101	Biology	7	-	2	-	-	-	-	3	12
26.0201	Biochemistry & Biophysics	-	-	-	-	-	-	1	-	1
26.0301	Botany	-	-	-	-	0	-	-	-	0
26.0305	Plant Pathology	-	-	-	-	1	-	-	-	1
26.0501	Microbiology	-	-	-	-	7	-	0	-	7
26.0601	Anatomy	-	-	-	-	-	-	0	-	0
26.0609	Nutritional Sciences	-	-	-	-	-	-	0	-	0
26.0612	Toxicology	-	-	-	-	-	-	1	-	1
26.0701	Zoology	-	-	-	-	1	-	-	-	1
26.0702	Entomology	-	-	-	-	2	-	-	-	2
26.0704	Pathology, Human & Animal	-	-	-	-	-	-	0	-	0
26.0705	Pharmacology, Human & Animal	-	-	-	-	-	-	0	-	0
26.0706	Physiology, Human & Animal	-	-	-	-	-	-	1	-	1
Subtotal										
7		-	2	-	11	-	3	3		26
Mathematics										
27.0101	Mathematics, General	6	-	-	-	5	-	-	-	11
27.0301	Applied Mathematics	-	-	-	-	-	5	-	-	5
27.0501	Statistics	-	-	-	-	1	-	-	-	1
Subtotal										
6		-	-	-	-	6	5	-	-	17
Parks and Recreation										
31.0101	Parks & Recreation, General	-	-	-	-	6	-	-	-	6
Subtotal										
-		-	-	-	-	6	-	-	-	6



TABLE B-7. MASTER'S DEGREES CONFERRED BETWEEN JULY 1, 1989 AND JUNE 30, 1990 BY FOUR-YEAR PUBLIC INSTITUTIONS (Cont.)

CIP Code	CIP Classification	ASUJ	ATU	HSU	SALM	UAF	UALR	UAMS	UCA	Total
Philosophy and Religion										
38.0101	Philosophy	-	-	-	-	0	-	-	-	0
Subtotal										
Physical Sciences										
40.0501	Chemistry	0	-	-	-	4	2	-	-	6
40.0601	Geology	-	-	-	-	7	-	-	-	7
40.0801	Physics	-	-	-	-	5	-	-	-	5
Subtotal										
Psychology										
42.0101	Psychology	-	-	-	-	3	-	-	-	3
42.0601	Counseling Psychology	14	-	-	-	-	-	-	7	21
42.0901	Industrial & Organizational Psychology	-	-	-	-	-	7	-	-	7
42.9999	Psychology, Other	-	-	-	-	-	-	-	3	3
Subtotal										
Protective Services										
43.0104	Criminal Justice Studies	-	-	-	-	-	9	-	-	9
Subtotal										
Public Affairs										
44.0401	Public Administration	4	-	-	-	7	10	-	-	21
44.0701	Social Work	-	-	-	-	-	32	-	-	32
44.0799	Social Work, Other	-	-	8	-	-	9	-	-	17
Subtotal										
Subtotal										

TABLE B-7. MASTER'S DEGREES CONFERRED BETWEEN JULY 1, 1989 AND JUNE 30, 1990 BY FOUR-YEAR PUBLIC INSTITUTIONS (Cont.)

CIP Code	CIP Classification	ASUJ	ATU	HSU	SALM	UAF	UALR	UAMS	UCA	Total
<b>Social Sciences</b>										
45.0201	Anthropology	-	-	-	-	2	-	-	-	2
45.0601	Economics	-	-	-	-	1	-	-	-	1
45.0701	Geography	-	-	-	-	4	-	-	-	4
45.0801	History	3	-	-	-	5	1	-	4	13
45.1001	Political Science & Government	2	-	-	-	1	-	-	-	3
45.1101	Sociology	4	-	2	-	3	-	-	4	13
<b>Subtotal</b>										
		9	-	2	-	16	1	-	8	36
<b>Visual &amp; Performing Arts</b>										
50.0501	Dramatic Arts	-	-	-	-	1	-	-	-	1
50.0701	Fine Arts	1	-	-	-	2	0	-	-	3
50.0903	Music Performance	1	-	-	-	7	-	-	1	9
<b>Subtotal</b>										
		2	-	-	-	10	-	-	1	13
<b>TOTAL MASTER'S DEGREES CONFERRED</b>										
		273	43	82	36	633	239	36	277	1,619

TABLE B-8. SPECIALIST DEGREES CONFERRED BETWEEN JULY 1, 1989 AND JUNE 30, 1990 BY FOUR-YEAR PUBLIC INSTITUTIONS

CIP Code	CIP Classification	ASUJ	UAF	UALR	UCA	Total
	Education					
13.0101	Education	-	15	-	-	15
13.0401	Education Administration	-	-	0	-	0
13.0405	Elementary & Secondary Education Administration	4	-	-	14	18
13.1101	Student Counseling & Personnel Services	9	-	0	0	9
13.1202	Elementary Education	-	-	0	-	0
13.1205	Secondary Education	-	-	0	-	0
13.1299	Teacher Education, General Programs, Other	5	-	-	-	5
	Subtotal	18	15	0	14	47
	TOTAL SPECIALIST DEGREES CONFERRED	18	15	0	14	47

TABLE B-9. DOCTORAL DEGREES CONFERRED BETWEEN JULY 1, 1989 AND JUNE 30, 1990 BY FOUR-YEAR PUBLIC INSTITUTIONS

CIP Code	CIP Classification	UAF	UALR	Total
<b>Agricultural Sciences</b>				
2.0201	Agricultural Sciences	7	-	7
2.0301	Food Sciences	3	-	3
2.0401	Plant Sciences	5	-	5
2.0402	Agonomy	4	-	4
<b>Subtotal</b>				
		19	-	19
<b>Business and Management</b>				
6.0401	Business Administration & Management	10	-	10
<b>Subtotal</b>				
		10	-	10
<b>Education</b>				
13.0101	Education	46	-	46
13.0401	Educational Administration***	X	-	
13.0406	Higher Education***	X	-	
13.1001	Special Education***	X	-	
13.1101	Counselor Education***	X	-	
13.1201	Adult Education***	X	-	
13.1202	Elementary Education***	X	-	
13.1205	Secondary Education***	X	-	
13.1314	Physical Education***	X	-	
13.1320	Vocational Education***	X	-	
<b>Subtotal</b>				
		46	-	46
<b>Engineering</b>				
14.0101	Engineering	7	-	7
<b>Subtotal</b>				
		7	-	7
<b>Engineering &amp; Engineering-Related Technologies</b>				
15.0404	Instrumentation Technology*	1	0	1
<b>Subtotal</b>				
		1	0	1

TABLE B-9. DOCTORAL DEGREES CONFERRED BETWEEN JULY 1, 1989 AND JUNE 30, 1990 BY FOUR-YEAR PUBLIC INSTITUTIONS (Cont.)

CIP Code	CIP Classification	UAF	UALR	Total
<b>Letters</b>				
23.0101	English	2	-	2
23.0301	Comparative Literature	0	-	0
<b>Subtotal</b>				
		2	-	2
<b>Life Sciences</b>				
26.0201	Biochemistry & Biophysics**	3	-	3
26.0301	Botany	0	-	0
26.0501	Microbiology**	4	-	4
26.0601	Anatomy	0	-	0
26.0612	Toxicology**	3	-	3
26.0701	Zoology	4	-	4
26.0702	Entomology	4	-	4
26.0705	Pharmacology, Human & Animal**	1	-	1
26.0706	Physiology, Human & Animal**	2	-	2
<b>Subtotal</b>				
		21	-	21
<b>Mathematics</b>				
27.0101	Mathematics	1	-	1
<b>Subtotal</b>				
		1	-	1
<b>Philosophy &amp; Religion</b>				
38.0101	Philosophy	0	-	0
<b>Subtotal</b>				
		0	-	0
<b>Physical Sciences</b>				
40.0501	Chemistry	9	-	9
40.0801	Physics	5	-	5
<b>Subtotal</b>				
		14	-	14

TABLE B-9. DOCTORAL DEGREES CONFERRED BETWEEN JULY 1, 1989 AND JUNE 30, 1990 BY FOUR-YEAR PUBLIC INSTITUTIONS (Cont.)

CIP Code	CIP Classification	UAF	UALR	Total
	Psychology			
42.0101	Psychology	10	-	10
	Subtotal	10	-	10
	Social Sciences			
45.0601	Economics	0	-	0
45.0801	History	4	-	4
	Subtotal	4	-	4
TOTAL DOCTORAL DEGREES CONFERRED		135	0	135

\* The University of Arkansas, Fayetteville granted Instrumentation Science doctoral degrees through the University of Arkansas at Little Rock. In 1990, the State Board of Higher Education granted approval for UALR to offer doctorates in this program.

\*\* The University of Arkansas, Fayetteville granted doctoral degrees in this CIP Code through the University of Arkansas for Medical Sciences.

\*\*\* Totals in this discipline have not been reported by UAF as requested by ADHE and IPEDS.



TABLE B-10. FIRST PROFESSIONAL DEGREES CONFERRED BETWEEN JULY 1, 1989 AND JUNE 30, 1990 BY FOU-YEAR PUBLIC INSTITUTIONS

CIP Code	CIP Classification	UAF	UALR	UAMS	Total
Health Sciences					
18.1001	Medicine	-	-	123	123
18.1401	Pharmacy	-	-	0	0
-----					
	Subtotal	-	-	123	123
-----					
Law					
22.0101	Law	113	88	-	201
-----					
	Subtotal	113	88	-	201
-----					
TOTAL FIRST-PROFESSIONAL DEGREES CONFERRED		113	88	123	324



DEGREES GRANTED AND OTHER FORMAL AWARDS CONFERRED  
IN 1989-90  
BY INDEPENDENT COLLEGES AND UNIVERSITIES

TABLE B-11. ASSOCIATE DEGREES CONFERRED BETWEEN JULY 1, 1989 AND JUNE 30, 1990 BY TWO-YEAR INDEPENDENT INSTITUTIONS

CIP Code	CIP Classification	CRC	SC	Total
<b>Business and Management</b>				
6.0401	Business Administration & Management	-	3	3
<b>Subtotal</b>				
-----				
<b>Business and Office</b>				
7.0601	Secretarial & Related Programs	-	0	0
<b>Subtotal</b>				
-----				
<b>Marketing and Distribution</b>				
8.0301	Entrepreneurship	-	0	0
<b>Subtotal</b>				
-----				
<b>Computer &amp; Information Sciences</b>				
11.0101	Computer & Information Sciences	-	1	1
<b>Subtotal</b>				
-----				
<b>Education</b>				
13.1202	Elementary Education	-	2	2
<b>Subtotal</b>				
-----				
<b>Health Sciences</b>				
18.1101	Nursing, General	-	1	1
<b>Subtotal</b>				
-----				
<b>Liberal/General Studies</b>				
24.0101	Liberal Arts & Sciences	16	1	17
<b>Subtotal</b>				
-----				
<b>Theology</b>				
39.0201	Bible Studies	0	-	0
<b>Subtotal</b>				
-----				



TABLE B-11. ASSOCIATE DEGREES CONFERRED BETWEEN JULY 1, 1989 AND JUNE 30, 1990 BY TWO-YEAR INDEPENDENT INSTITUTIONS (Cont.)

CIP Code	CIP Classification	CRC	SC	TOTAL
<b>Protective Services</b>				
43.0201	Fire Control & Safety Technology	-	0	0
Subtotal				
<b>Public Affairs</b>				
44.0701	Social Work	-	5	5
Subtotal				
<b>Social Sciences</b>				
45.0101	Social Sciences	-	1	1
Subtotal				
<b>TOTAL ASSOCIATE DEGREES CONFERRED</b>		16	14	30

TABLE 8-12. CERTIFICATES CONFERRED BETWEEN JULY 1, 1989 AND JUNE 30, 1990 BY FOUR-YEAR INDEPENDENT INSTITUTIONS

CIP Code	CIP Classification	CBC	OBU	UO	MBC	Total
<b>Business and Office</b>						
7.0601	Secretarial & Related Programs	-	0	0	0	0
7.0701	Typing, General Office & Related Programs	1	-	-	-	1
<b>Subtotal</b>						
		1	0	0	0	1
<b>Leisure &amp; Recreational Activities</b>						
36.0101	Leisure & Recreational Activities	-	-	-	0	0
<b>Subtotal</b>						
		-	-	-	0	0
<b>TOTAL CERTIFICATES CONFERRED</b>						
		1	0	0	0	1

TABLE B-13. ASSOCIATE DEGREES CONFERRED BETWEEN JULY 1, 1989 AND JUNE 30, 1990 BY FOUR-YEAR INDEPENDENT INSTITUTIONS

CIP Code	CIP Classification	ABC	CBC	HU	JBU	UO	WBC	Total
<b>Business and Management</b>								
6.0401	Business Administration & Management	0	9	-	-	-	-	9
Subtotal		0	9	-	-	-	-	9
<b>Business and Office</b>								
7.0301	Business Data Processing & Related Programs	-	-	-	-	-	1	1
7.0401	Office Supervision & Management	-	-	-	5	-	-	5
7.0601	Secretarial & Related Programs	-	-	-	-	0	2	2
7.0701	Typing, General Office & Related Programs	-	-	5	-	-	-	5
Subtotal		-	-	5	5	-	3	13
<b>Marketing and Distribution</b>								
8.0301	Entrepreneurship	-	-	-	-	2	0	2
Subtotal		-	-	-	-	2	0	2
<b>Communications</b>								
9.0201	Advertising	-	-	-	0	-	-	0
9.0401	Journalism (Mass Communications)	-	-	-	0	-	-	0
9.0501	Public Relations	-	-	-	0	-	-	0
Subtotal		-	-	-	0	-	-	0
<b>Communication Technologies</b>								
10.0104	Radio & Television Prod. & Broadcasting Tech.	-	-	-	4	-	-	4
Subtotal		-	-	-	4	-	-	4
<b>Education</b>								
13.0101	Education	-	-	-	6	-	-	6
Subtotal		-	-	-	6	-	-	6

TABLE B-13. ASSOCIATE DEGREES CONFERRED BETWEEN JULY 1, 1989 AND JUNE 30, 1990 BY FOUR-YEAR INDEPENDENT INSTITUTIONS (Cont.)

CIP Code	CIP Classification	ABC	CBC	HU	JBU	UO	WBC	Total
<b>Engineering &amp; Engineering-Related Technologies</b>								
15.0101	Architectural Design & Construction Technology	-	-	-	0	-	-	0
15.0403	Electromechanical Technology	-	-	-	2	-	-	2
<b>Subtotal</b>								
		-	-	-	2	-	-	2
<b>Industrial Arts</b>								
21.0101	Industrial Arts	-	-	-	-	-	1	1
<b>Subtotal</b>								
		-	-	-	-	-	1	1
<b>Liberal/General Studies</b>								
24.0102	General Studies	-	15	-	-	-	29	44
24.0199	Liberal/General Studies, Other	-	0	-	-	-	-	0
<b>Subtotal</b>								
		-	15	-	-	-	29	44
<b>Leisure &amp; Recreational Activities</b>								
36.0101	Leisure & Recreational Activities	-	-	-	-	-	1	1
<b>Subtotal</b>								
		-	-	-	-	-	1	1
<b>Theology</b>								
39.0201	Bible Studies	-	-	-	3	-	-	3
39.0401	Religious Education	-	0	-	0	-	-	0
39.0501	Religious Music	-	0	-	-	-	-	0
39.0601	Theological Studies	-	-	-	-	-	0	0
<b>Subtotal</b>								
		-	-	-	3	-	0	3

TABLE B-13. ASSOCIATE DEGREES CONFERRED BETWEEN JULY 1, 1989 AND JUNE 30, 1990 BY FOUR-YEAR INDEPENDENT INSTITUTIONS (Cont.)

CIP Code	CIP Classification	ABC	CBC	HU	JBU	UO	WBC	Total
	Visual & Performing Arts	.	.	.	2	.	.	2
	50.0701 Fine Arts	.	2	.	0	.	0	2
	50.0901 Music	.	2	.	2	.	0	4
	Subtotal	0	26	5	22	2	34	89
	TOTAL ASSOCIATE DEGREES CONFERRED							



TABLE 9-14. BACHELOR'S DEGREES CONFERRED BETWEEN JULY 1, 1989 AND JUNE 30, 1990 BY FOUR-YEAR INDEPENDENT INSTITUTIONS

CIP Code	CIP Classification	ABC	AC	CBC	HC	HU	JBU	OBU	PSC	UO	WBC	Total
<b>Architecture &amp; Environ. Design</b>												
4.0501	Interior Design	-	-	-	-	2	-	-	-	-	-	2
Subtotal		-	-	-	-	2	-	-	-	-	-	2
<b>Area and Ethnic Studies</b>												
5.0102	American Studies	-	-	-	-	4	-	-	-	-	-	4
Subtotal		-	-	-	-	4	-	-	-	-	-	4
<b>Business and Management</b>												
6.0101	Business & Management	-	-	-	-	-	53	-	-	-	-	53
6.0201	Accounting	-	8	-	-	47	23	18	-	14	-	110
6.0401	Business Administration & Management	12	11	-	-	43	-	27	22	28	3	146
6.0501	Business Economics	-	2	-	33	5	-	-	-	-	-	40
6.0702	Recreational Enterprises Management	-	-	-	-	3	-	-	-	-	-	3
6.1401	Marketing Management	-	-	-	-	44	-	-	-	6	-	50
Subtotal		12	21	-	33	142	76	45	22	48	3	402
<b>Business and Office</b>												
7.0301	Business Data Processing & Related Programs	0	1	-	-	-	-	-	-	-	-	1
7.0401	Office Supervision & Management	-	-	-	-	-	6	-	-	-	-	6
7.0601	Secretarial & Related Programs	-	-	-	-	4	-	4	0	-	-	8
Subtotal		0	1	-	-	4	6	4	0	-	-	15
<b>Marketing and Distribution</b>												
8.0102	Fashion Merchandising	-	-	-	-	-	-	-	-	-	-	0
8.0301	Entrepreneurship	-	-	-	-	-	-	-	-	1	-	1
8.0706	Sales	-	-	-	-	1	-	-	-	-	-	1
8.0708	Marketing, General	-	5	-	-	-	-	-	-	-	-	5
Subtotal		-	5	-	-	1	-	-	-	1	-	7

TABLE B-14. BACHELOR'S DEGREES CONFERRED BETWEEN JULY 1, 1989 AND JUNE 30, 1990 BY FOUR-YEAR INDEPENDENT INSTITUTIONS (Cont.)

CIP Code	CIP Classification	ABC	AC	CBC	HC	HU	JBU	OBU	PSC	UO	UQC	Total
<b>Communications</b>												
9.0101	Communications	-	4	-	-	-	-	15	-	10	-	29
9.0201	Advertising	-	-	-	-	6	-	-	-	-	-	6
9.0401	Journalism (Mass Communications)	-	-	-	-	3	6	0	-	-	-	9
9.0501	Public Relations	-	-	-	-	16	2	-	-	-	-	18
9.0701	Radio/Television	-	-	-	-	8	7	-	-	-	-	15
Subtotal		-	4	-	-	33	15	15	-	10	-	77
<b>Computer &amp; Information Sciences</b>												
11.0101	Computer & Information Sciences	-	-	-	-	18	-	4	0	-	-	22
11.0401	Information Sciences & Systems	-	-	-	-	9	-	-	-	-	-	9
Subtotal		-	-	-	-	27	-	4	0	-	-	31
<b>Education</b>												
13.1001	Special Education	-	-	-	-	-	-	-	0	-	-	0
13.1011	Specific Learning Disabilities	-	-	-	-	9	-	-	-	-	-	9
13.1012	Speech Correction	-	-	-	-	-	-	7	-	-	-	7
13.1202	Elementary Education	13	11	-	4	74	13	18	10	20	0	163
13.1204	Pre-Elementary Education	-	-	-	-	0	-	0	-	-	0	0
13.1205	Secondary Education	2	-	-	-	2	-	0	-	-	-	4
13.1302	Art Education	-	-	-	0	0	-	1	-	0	-	1
13.1303	Business Education	-	-	-	-	6	1	0	1	0	-	8
13.1304	Driver & Safety Education	-	-	-	-	-	-	-	-	-	-	0
13.1305	English Education	-	0	-	0	0	3	3	3	0	-	9
13.1306	Foreign Languages Education	-	-	-	0	0	-	0	0	-	-	0
13.1307	Health Education	-	-	-	-	-	-	0	-	-	-	0
13.1308	Home Economics Education	-	-	-	-	2	-	-	-	-	-	2
13.1311	Mathematics Education	-	3	-	0	3	1	1	0	1	-	9
13.1312	Music Education	-	1	-	0	4	3	5	0	-	-	13
13.1314	Physical Education	-	7	-	3	13	1	17	7	8	-	56
13.1316	Science Education	-	3	-	0	0	3	0	0	1	-	7
13.1317	Social Science Education	-	-	-	-	0	-	2	0	1	-	3
13.1318	Social Studies Education	-	2	-	0	-	2	-	-	-	-	4
13.1399	Teacher Education, Specific Subject Areas, Other	-	-	-	0	0	-	0	-	-	-	0
Subtotal		15	27	-	7	113	27	54	21	31	-	295

TABLE B-14. BACHELOR'S DEGREES CONFERRED BETWEEN JULY 1, 1989 AND JUNE 30, 1990 BY FOUR-YEAR INDEPENDENT INSTITUTIONS (Cont.)

CIP Code	CIP Classification	ABC	AC	CBC	HC	HU	JBU	OBU	PSC	UO	WBC	Total
<b>Engineering</b>												
14.0101	Engineering	-	-	-	-	-	13	-	-	0	-	13
14.0801	Civil Engineering	-	-	-	-	-	0	-	-	-	-	0
	<b>Subtotal</b>	-	-	-	-	-	13	-	-	-	-	13
<b>Engineering &amp; Engineering-Related Technologies</b>												
15.0101	Architectural Design & Construction Technology	-	-	-	-	-	10	-	-	-	-	10
	<b>Subtotal</b>	-	-	-	-	-	10	-	-	-	-	10
<b>Foreign Languages</b>												
16.0501	German	-	-	-	2	-	-	-	-	-	-	2
16.0901	French	-	-	-	1	0	-	1	-	-	-	2
16.0905	Spanish	-	-	-	3	2	-	1	-	-	-	6
	<b>Subtotal</b>	-	-	-	6	2	-	2	-	-	-	10
<b>Allied Health</b>												
17.0209	Radiologic (Medical) Technology	-	-	-	-	-	-	-	-	2	-	2
17.0310	Medical Technology	-	2	-	-	-	0	-	-	-	-	2
17.0818	Respiratory Therapy	-	-	-	-	-	-	-	-	0	-	0
	<b>Subtotal</b>	-	2	-	-	-	0	-	-	2	-	4
<b>Health Sciences</b>												
18.0103	Speech-Language Pathology/Audiology	-	-	-	-	9	-	-	-	-	-	9
18.0701	Health Services Administration	-	2	-	-	-	-	-	-	-	-	2
18.0901	Medical Technology	-	-	-	-	0	-	0	0	0	-	0
18.1101	Nursing	-	-	-	-	25	-	-	-	-	-	25
18.1901	Pre-Pharmacy	-	-	-	-	-	-	0	-	-	-	0
18.9999	Health Sciences	-	-	-	-	-	-	0	-	-	-	0
	<b>Subtotal</b>	-	2	-	-	34	-	0	-	-	-	36

TABLE B-14. BACHELOR'S DEGREES CONFERRED BETWEEN JULY 1, 1989 AND JUNE 30, 1990 BY FOUR-YEAR INDEPENDENT INSTITUTIONS (Cont.)

CIP Code	CIP Classification	ABC	AC	CBC	HC	HU	JBU	OBU	PSC	UO	WBC	Total
<b>Home Economics</b>												
19.0101	Home Economics	-	-	-	-	14	1	6	-	-	-	21
19.0201	Business Home Economics	-	-	-	-	-	-	-	1	-	-	1
19.0503	Dietetics/Human Nutritional Services	-	-	-	-	4	-	0	-	-	-	4
19.0902	Fashion Design	-	-	-	-	3	-	-	-	-	-	3
<b>Subtotal</b>												
		-	-	-	-	21	1	6	1	-	-	29
<b>Vocational Home Economics</b>												
20.0102	Child Care & Guidance Management & Services	-	-	-	-	0	-	-	-	-	-	0
<b>Subtotal</b>												
		-	-	-	-	0	-	-	-	-	-	0
<b>Letters</b>												
23.0101	English	-	3	-	11	9	3	3	-	1	-	30
23.0301	Comparative Literature	-	-	-	-	-	-	-	0	-	-	0
23.1001	Speech, Debate & Forensics	-	-	-	-	0	-	-	-	-	-	0
<b>Subtotal</b>												
		-	3	-	11	9	3	3	0	1	-	30
<b>Liberal/General Studies</b>												
24.0101	Liberal Arts & Sciences	-	-	-	0	-	-	-	-	-	-	0
24.0102	General Studies	-	-	-	-	13	-	-	-	4	-	17
24.0199	Liberal/General Studies, Other	-	-	-	2	-	-	-	-	-	-	2
<b>Subtotal</b>												
		-	-	-	2	13	-	-	-	4	-	19
<b>Life Sciences</b>												
26.0101	Biology	-	6	-	22	25	9	7	7	7	-	83
26.0201	Biochemistry & Biophysics	-	-	-	-	4	-	-	-	-	-	4
<b>Subtotal</b>												
		-	6	-	22	29	9	7	7	7	-	87
<b>Mathematics</b>												
27.0101	Mathematics	-	1	-	9	12	0	3	0	4	-	29
<b>Subtotal</b>												
		-	1	-	9	12	0	3	0	4	-	29



TABLE B-14. BACHELOR'S DEGREES CONFERRED BETWEEN JULY 1, 1989 AND JUNE 30, 1990 BY FOUR-YEAR INDEPENDENT INSTITUTIONS (Cont.)

CIP Code	CIP Classification	ABC	AC	CBC	HC	HU	JBU	OBU	PSC	UO	WBC	Total
<b>Multi/Interdisciplinary Studies</b>												
30.0101	Biological & Physical Sciences	-	-	-	-	2	-	-	-	0	-	2
30.0301	Engineering & Other Disciplines	-	-	-	-	-	-	0	-	-	-	0
30.0401	Humanities & Social Sciences	-	-	-	-	-	-	-	-	8	-	8
30.9999	Multi/Interdisciplinary Studies, Other	-	-	-	-	-	0	-	-	-	-	0
<b>Subtotal</b>												
		-	-	-	-	2	0	0	-	8	-	10
<b>Health-Related Activities</b>												
34.0103	Health Enhancement Practices	-	-	-	-	-	0	-	-	-	-	0
<b>Subtotal</b>												
		-	-	-	-	-	0	-	-	-	-	0
<b>Philosophy &amp; Religion</b>												
38.0101	Philosophy	-	-	-	6	-	-	1	-	-	-	7
38.0201	Religion	3	-	-	4	-	-	-	-	-	-	7
38.9999	Philosophy & Religion, Other	-	2	-	2	-	-	-	2	-	-	6
<b>Subtotal</b>												
		3	2	-	12	-	-	1	2	-	-	20
<b>Theology</b>												
39.0101	Biblical Languages	-	-	-	-	1	-	-	-	-	-	1
39.0201	Bible Studies	-	-	5	-	22	6	8	-	-	6	47
39.0301	Missionary Studies	-	-	0	-	1	-	-	-	-	-	1
39.0401	Religious Education	-	-	2	-	1	2	3	-	3	3	14
39.0501	Religious Music	-	-	0	-	-	-	0	-	-	1	1
39.0601	Theological Studies	-	-	1	-	3	-	3	-	-	-	7
39.9999	Theology, Other	-	-	-	-	-	-	3	-	-	-	3
<b>Subtotal</b>												
		-	-	8	-	28	8	17	-	3	10	74

TABLE B-14. BACHELOR'S DEGREES CONFERRED BETWEEN JULY 1, 1989 AND JUNE 30, 1990 BY FOUR-YEAR INDEPENDENT INSTITUTIONS (Cont.)

CIP Code	CIP Classification	ABC	AC	CBC	HC	HU	JBU	ORU	PSC	UO	WBC	Total
<b>Physical Sciences</b>												
40.0101	Physical Sciences	-	-	-	-	-	-	-	-	0	-	0
40.0501	Chemistry	-	3	-	12	5	0	6	0	0	-	26
40.0505	Pharmaceutical Chemistry	-	-	-	-	-	-	0	-	-	-	0
40.0801	Physics	-	-	-	8	3	-	1	-	-	-	12
<b>Subtotal</b>		-	3	-	20	8	0	7	0	0	-	38
<b>Psychology</b>												
42.0101	Psychology	-	2	-	23	24	5	13	3	1	-	71
<b>Subtotal</b>		-	2	-	23	24	5	13	3	1	-	71
<b>Public Affairs</b>												
44.0401	Public Administration	-	-	-	-	5	-	-	-	4	-	9
44.0701	Social Work	-	2	-	-	11	-	-	5	-	-	18
<b>Subtotal</b>		-	2	-	-	16	-	-	5	4	-	27
<b>Social Sciences</b>												
45.0101	Social Sciences	6	-	-	-	2	1	-	-	-	-	9
45.0601	Economics	-	-	-	0	-	-	2	-	-	-	2
45.0801	History	-	4	-	17	6	2	7	0	0	-	36
45.0901	International Relations	-	-	-	-	-	-	-	-	-	-	0
45.1001	Political Science and Government	-	-	-	16	5	-	6	1	-	-	28
45.1101	Sociology	-	-	-	4	1	-	3	3	-	-	11
<b>Subtotal</b>		6	4	-	37	14	3	18	4	0	-	86
<b>Precision Production</b>												
48.0203	Commercial Art	-	-	-	-	-	-	7	-	-	-	7
<b>Subtotal</b>		-	-	-	-	-	-	7	-	-	-	7



TABLE B-14. BACHELOR'S DEGREES CONFERRED BETWEEN JULY 1, 1989 AND JUNE 30, 1990 BY FOUR-YEAR INDEPENDENT INSTITUTIONS (Cont.)

CIP Code	CIP Classification	ABC	AC	CBC	HC	HU	JBU	OBU	PSC	UO	WBC	Total
Visual & Performing Arts												
50.0402	Graphic Design	-	-	-	-	3	-	-	-	-	-	3
50.0501	Dramatic Arts	-	2	-	4	0	-	2	-	-	-	8
50.0701	Fine Arts	-	-	-	5	10	0	0	-	3	-	18
50.0703	Art History & Appreciation	-	1	-	-	-	-	-	-	-	-	1
50.0704	Arts Management	-	-	-	-	0	-	-	-	-	-	0
50.0708	Painting	-	-	-	-	0	-	0	-	-	-	0
50.0709	Sculpture	-	-	-	-	0	-	-	-	-	-	0
50.0901	Music	-	-	-	0	4	1	4	-	1	-	13
50.0903	Music Performance	-	3	-	-	1	0	2	-	-	-	3
50.0904	Music Theory & Composition	-	-	-	-	-	-	2	-	-	-	2
Subtotal		-	6	-	9	18	1	10	-	4	-	48
TOTAL BACCALAUREATE DEGREES CONFERRED		36	91	8	191	556	177	216	65	128	13	1,481

189

190

TABLE B-15. MASTER'S DEGREES CONFERRED BETWEEN JULY 1, 1989 AND JUNE 30, 1990 BY FOUR-YEAR INDEPENDENT INSTITUTIONS

CIP Code	CIP Classification	HU	OSU	Total
<b>Business and Management</b>				
6.0201	Accounting	10	-	10
<b>Subtotal</b>				
		10	-	10
<b>Education</b>				
13.0401	Education Administration, General	0	-	0
13.1011	Specific Learning Disabilities	2	-	2
13.1202	Elementary Education	28	17	45
13.1205	Secondary Education	31	0	31
13.1305	English Education	-	2	2
13.1311	Mathematics Education	-	0	0
13.1312	Music Education	-	1	1
13.1315	Reading Education	-	0	0
13.1316	Science Education	-	0	0
13.1317	Social Science Education	-	1	1
<b>Subtotal</b>				
		61	21	82
<b>TOTAL MASTER'S DEGREES CONFERRED</b>				
		71	21	92





APPENDIX C  
DEGREES GRANTED BY ETHNICITY,  
1988-89 THROUGH 1989-90

TABLE C-1. CERTIFICATES CONFERRED BY ARKANSAS PUBLIC TWO-YEAR INSTITUTIONS BY ETHNICITY, 1988-89 AND 1989-90

Inst.	CIP Code	Category Description	1988-89				1989-90			
			Black	White	Other	Total	Black	White	Other	Total
ASUB	7	Business and Office	0	1	0	1	0	1	0	1
EACC	6	Business and Management	0	0	0	0	0	0	0	0
	7	Business (Administrative Support)	6	3	0	9	2	11	0	13
	15	Engineering and Related Technologies	0	0	0	0	0	2	0	2
	17	Allied Health	0	1	0	1	0	4	0	4
	43	Protective Services	0	1	0	1	0	0	0	0
	48	Precision Production	0	0	0	0	0	0	0	0
		Total	6	5	0	11	2	17	0	19
GCCC	6	Business and Management	0	0	0	0	0	0	0	0
	7	Business (Administrative Support)	2	29	0	31	0	11	0	11
	10	Communications Technologies	0	0	0	0	0	0	0	0
	15	Engineering and Related Technologies	0	4	0	4	0	0	0	0
	17	Allied Health	0	5	0	5	0	0	0	0
	20	Vocational Home Economics	0	0	0	0	0	0	0	0
	43	Protective Services	1	0	0	1	0	0	0	0
	50	Visual and Performing Arts	0	0	0	0	0	0	0	0
		Total	3	38	0	41	0	11	0	11
MCCC	1	Agribusiness & Agricultural Production	0	0	0	0	0	0	0	0
	7	Business (Administrative Support)	0	0	0	0	0	0	0	0
	8	Marketing and Distribution	0	0	0	0	0	0	0	0
	43	Protective Services	0	0	0	0	0	0	0	0
	49	Transportation and Material Moving	0	0	0	0	0	0	0	0
		Total	0	0	0	0	0	0	0	0
NACC	7	Business (Administrative Support)	0	0	0	0	0	0	0	0
	15	Engineering and Related Technologies	0	0	0	0	0	0	0	0
	17	Allied Health	0	0	0	0	0	0	0	0
	48	Precision Production	0	0	0	0	0	0	0	0
		Total	0	0	0	0	0	0	0	0
PCCC	7	Business (Administrative Support)	3	5	0	8	0	3	0	3
	12	Consumer, Personal and Misc. Services	0	6	0	6	8	3	0	11
	15	Engineering and Related Technologies	0	1	0	1	0	0	0	0
	17	Allied Health	0	0	0	0	0	0	0	0
	46	Construction Trades	0	0	0	0	0	0	0	0
	47	Mechanics and Repairers	1	3	0	4	2	0	0	10
	48	Precision Production	3	1	0	4	4	2	0	6
		Total	7	16	0	23	14	8	0	30

TABLE C-1. CERTIFICATES CONFERRED BY ARKANSAS PUBLIC TWO-YEAR INSTITUTIONS BY ETHNICITY, 1988-89 AND 1989-90

Inst.	CIP Code	Category Description	1988-89				1989-90			
			Black	White	Other	Total	Black	White	Other	Total
RMCC	7	Business (Administrative Support)	0	1	0	1	0	2	0	2
	17	Allied Health	0	14	0	14	0	14	0	14
	46	Construction Trades	0	0	0	0	0	1	0	1
	47	Mechanics and Repairers	0	0	0	0	0	0	0	0
	48	Precision Production	0	0	0	0	0	0	0	0
		Total	0	15	0	15	0	17	0	17
SAUE	7	Business (Administrative Support)	0	0	0	0	1	1	0	2
SAUT	7	Business (Administrative Support)	0	5	0	5	2	8	0	10
	8	Marketing and Distribution	0	0	0	0	0	1	0	1
	15	Engineering and Related Technologies	0	0	0	0	0	0	0	0
	20	Vocational Home Economics	0	0	0	0	0	0	0	0
		Total	0	5	0	5	2	9	0	11
WCC	7	Business (Administrative Support)	0	2	0	2	0	1	0	1
	17	Allied Health	1	30	1	32	1	32	4	37
	47	Mechanics and Repairers	0	21	0	21	0	26	0	26
	48	Precision Production	1	16	0	17	0	9	2	11
		Total	2	69	1	72	1	68	6	75
		Grand Total	18	149	1	168	20	132	6	166

TABLE C-2. ASSOCIATE DEGREES CONFERRED BY ARKANSAS PUBLIC TWO-YEAR INSTITUTIONS BY ETHNICITY, 1988-89 AND 1989-90

Inst.	CIP Code	Category Description	1988-89				1989-90			
			Black	White	Other	Total	Black	White	Other	Total
ASUB	6	Business and Management	0	0	0	0	0	0	0	0
	7	Business and Office	0	3	0	3	0	6	0	6
	15	Engineering and Related Technologies	1	23	1	25	1	20	1	22
	21	Industrial Arts	0	0	0	0	0	2	1	3
	24	Liberal/General Studies	3	105	3	111	4	139	5	148
		Total	4	131	4	139	5	167	7	179
EACC	1	Agribusiness & Agricultural Production	0	0	0	0	0	0	0	0
	7	Business (Administrative Support)	4	3	0	7	4	9	0	13
	8	Marketing and Distribution	3	0	0	3	3	16	0	19
	15	Engineering and Related Technologies	1	2	0	3	0	2	0	2
	17	Allied Health	0	0	0	0	0	1	0	1
	18	Health Sciences	4	19	0	23	6	17	2	25
	21	Industrial Arts	0	0	0	0	0	0	0	0
	24	Liberal/General Studies	18	42	1	61	22	39	0	61
	43	Protective Services	2	3	0	5	2	3	0	5
	48	Precision Production	0	1	0	1	0	0	0	0
		Total	32	70	1	103	37	87	2	126
GCCC	6	Business and Management	0	0	0	0	0	0	0	0
	7	Business (Administrative Support)	0	19	0	19	0	15	0	15
	15	Engineering and Related Technologies	0	4	0	4	1	7	0	8
	17	Allied Health	0	11	0	11	0	17	0	17
	18	Health Sciences	0	36	1	37	1	33	1	35
	21	Industrial Arts	0	2	0	2	0	1	0	1
	24	Liberal/General Studies	0	37	2	39	5	51	0	56
	43	Protective Services	1	20	0	21	1	33	0	34
		Total	1	130	3	134	8	161	1	170
MCCC	1	Agribusiness & Agricultural Production	0	0	0	0	0	0	0	0
	6	Business and Management	0	2	0	2	1	0	0	1
	7	Business (Administrative Support)	0	9	0	9	1	7	0	8
	8	Marketing and Distribution	4	20	1	25	4	12	0	16
	15	Engineering and Related Technologies	1	4	0	5	1	4	1	6
	18	Health Sciences	1	12	0	13	3	14	0	17
	21	Industrial Arts	0	1	0	1	0	0	0	0
	24	Liberal/General Studies	15	54	1	70	14	70	1	85
	43	Protective Services	0	1	0	1	0	6	0	6
		Total	21	103	2	126	24	113	2	139

TABLE C-2. ASSOCIATE DEGREES CONFERRED BY ARKANSAS PUBLIC TWO-YEAR INSTITUTIONS BY ETHNICITY, 1988-89 AND 1989-90

Inst.	CIP Code	Category Description	1988-89				1989-90			
			Black	White	Other	Total	Black	White	Other	Total
NACC	7	Business (Administrative Support)	0	1	0	1	0	9	0	9
	8	Marketing and Distribution	0	6	0	6	0	11	0	11
	15	Engineering and Related Technologies	0	3	0	3	0	7	0	7
	17	Allied Health	0	0	0	0	0	1	0	1
	18	Health Sciences	2	30	0	32	0	45	0	45
	21	Industrial Arts	0	0	0	0	0	0	0	0
	24	Liberal/General Studies	0	99	1	100	0	146	4	150
	43	Protective Services	0	0	0	0	0	2	0	2
	47	Mechanics and Repairers	0	2	0	2	0	3	1	4
	48	Precision Production	0	0	0	0	0	0	0	0
		Total	2	141	1	144	0	224	5	229
PCCC	1	Agribusiness & Agricultural Production	0	0	0	0	0	0	0	0
	7	Business (Administrative Support)	7	12	0	19	9	10	0	19
	8	Marketing and Distribution	3	8	1	12	5	12	0	17
	12	Consumer, Personal and Misc. Services	0	0	0	0	0	0	0	0
	15	Engineering and Related Technologies	0	0	0	0	0	0	0	0
	17	Allied Health	0	2	0	2	0	3	1	4
	18	Health Sciences	6	18	0	24	16	28	0	44
	20	Vocational Home Economics	0	0	0	0	0	0	0	0
	21	Industrial Arts	0	0	0	0	0	0	0	0
	24	Liberal/General Studies	5	15	0	20	6	12	0	18
	46	Construction Trades	0	0	0	0	0	0	0	0
	47	Mechanics and Repairers	1	4	0	5	0	4	0	4
	48	Precision Production	1	4	0	5	3	4	0	7
		Total	23	63	1	87	39	73	1	113
RMCC	7	Business (Administrative Support)	0	6	0	6	0	8	0	8
	8	Marketing and Distribution	0	2	0	2	0	1	0	1
	24	Liberal/General Studies	0	10	0	10	0	10	0	10
	46	Construction Trades	0	0	0	0	0	1	0	1
	47	Mechanics and Repairers	0	1	0	1	0	1	0	1
	48	Precision Production	0	1	0	1	0	0	0	0
		Total	0	20	0	20	0	21	0	21
SAUE	7	Business (Administrative Support)	1	15	0	16	2	6	0	8
	17	Allied Health	0	7	0	7	2	9	0	11
	21	Industrial Arts	0	1	0	1	0	0	0	0
	24	Liberal/General Studies	8	52	0	60	5	44	0	49
	43	Protective Services	0	0	0	0	0	2	0	2
		Total	9	75	0	84	9	61	0	70

TABLE C-2. ASSOCIATE DEGREES CONFERRED BY ARKANSAS PUBLIC TWO-YEAR INSTITUTIONS BY ETHNICITY, 1988-89 AND 1989-90

Inst.	CIP Code	Category Description	1988-89				1989-90			
			Black	White	Other	Total	Black	White	Other	Total
SAUT	6	Business and Management	1	20	0	21	4	7	0	11
	7	Business (Administrative Support)	1	14	0	15	3	8	0	11
	8	Marketing and Distribution	0	3	0	3	0	4	0	4
	15	Engineering and Related Technologies	6	42	0	48	2	19	1	22
	24	Liberal/General Studies	0	6	0	6	1	6	0	7
	47	Mechanics and Repairers	0	4	0	4	0	9	0	9
	48	Precision Production	0	12	0	12	0	7	0	7
	50	Visual and Performing Arts	0	0	0	0	0	1	0	1
			-----	-----	-----	-----	-----	-----	-----	
		Total	8	101	0	109	10	61	1	72
			=====	=====	=====	=====	=====	=====	=====	
WCC	7	Business (Administrative Support)	0	15	1	16	0	18	0	18
	8	Marketing and Distribution	3	35	6	44	2	52	3	57
	15	Engineering and Related Technologies	0	17	0	17	0	13	0	13
	17	Allied Health	0	3	0	3	0	5	0	5
	18	Health Sciences	0	69	0	69	1	94	6	101
	22	Law	0	0	0	0	0	7	0	7
	24	Liberal/General Studies	2	105	2	109	4	140	3	147
	43	Protective Services	0	5	0	5	0	2	1	3
	47	Mechanics and Repairers	1	3	0	4	0	1	0	1
48	Precision Production	0	14	0	14	0	8	1	9	
			-----	-----	-----	-----	-----	-----	-----	
		Total	6	266	9	281	7	340	14	361
			=====	=====	=====	=====	=====	=====	=====	
			-----	-----	-----	-----	-----	-----	-----	
		Grand Total	106	1,106	21	1,227	139	1,308	33	1,480
			=====	=====	=====	=====	=====	=====	=====	



TABLE C-3. CERTIFICATES CONFERRED BY ARKANSAS PUBLIC FOUR-YEAR INSTITUTIONS BY ETHNICITY, 1988-89 AND 1989-90

Inst.	CIP Code	Category Description	1988-89				1989-90			
			Black	White	Other	Total	Black	White	Other	Total
ASUJ	7	Business and Office	0	0	0	0	0	0	0	0
ATU	7	Business (Administrative Support)	0	0	0	0	0	0	0	0
UALR	15	Engineering and Related Technologies	0	0	0	0	0	1	0	1
UAMS	17	Allied Health	4	9	0	13	1	12	0	13
UAPB	19	Home Economics	0	0	0	0	0	0	0	0
Grand Total			4	9	0	13	1	13	0	14

TABLE C-4. ASSOCIATE DEGREES CONFERRED BY ARKANSAS PUBLIC FOUR-YEAR INSTITUTIONS BY ETHNICITY, 1988-89 AND 1989-90

Inst.	CIP Code	Category Description	1988-89				1989-90			
			Black	White	Other	Total	Black	White	Other	Total
ASUJ	7	Business and Office	0	29	5	34	0	22	2	24
	13	Education	0	1	0	1	0	0	0	0
	17	Allied Health	0	12	0	12	0	12	0	12
	18	Health Sciences	2	46	2	50	2	49	3	54
	24	Liberal/General Studies	0	4	2	6	0	7	0	7
	43	Protective Services	0	1	0	0	0	4	0	4
		Total	2	92	9	103	2	94	5	101
ATU	7	Business (Administrative Support)	0	3	0	3	0	8	0	8
	15	Engineering and Related Technologies	0	0	0	0	0	0	0	0
	17	Allied Health	0	9	0	9	0	5	0	5
	24	Liberal/General Studies	0	6	0	6	0	8	0	8
		Total	0	18	0	18	0	21	0	21
HSU	7	Business (Administrative Support)	0	9	0	9	0	2	0	2
	20	Vocational Home Economics	1	0	0	1	0	4	0	4
		Total	1	9	0	10	0	6	0	6
SALM	2	Agricultural Sciences	0	0	0	0	0	0	0	0
	7	Business (Administrative Support)	0	1	0	1	3	3	0	6
	15	Engineering and Related Technologies	0	1	0	1	0	0	0	0
	18	Health Sciences	4	35	0	39	9	36	1	46
	24	Liberal/General Studies	0	0	0	0	0	0	0	0
		Total	4	37	0	41	12	39	1	52
UAF	7	Business (Administrative Support)	1	5	0	6	0	2	0	2
	18	Health Sciences	1	44	0	45	1	48	1	50
		Total	2	49	0	51	1	50	1	52
UALR	7	Business (Administrative Support)	1	2	2	5	0	0	1	1
	11	Computer and Information Sciences	0	3	0	3	0	2	2	4
	13	Education	0	3	0	3	0	2	0	2
	15	Engineering and Related Technologies	0	10	0	10	1	13	0	14
	18	Health Sciences	5	50	0	55	3	48	2	53
	21	Industrial Arts	0	2	0	2	0	4	1	5
	24	Liberal/General Studies	5	18	4	27	8	22	5	35
	43	Protective Services	1	4	0	5	1	6	0	7
		Total	12	92	6	110	13	97	11	121



TABLE C-4. ASSOCIATE DEGREES CONFERRED BY ARKANSAS PUBLIC FOUR-YEAR INSTITUTIONS BY ETHNICITY, 1988-89 AND 1989-90

Inst.	CIP Code	Category Description	1988-89				1989-90			
			Black	White	Other	Total	Black	White	Other	Total
UAM	7	Business (Administrative Support)	1	4	0	5	0	4	0	4
	18	Health Sciences	2	18	0	20	0	30	0	30
	24	Liberal/General Studies	-	-	-	-	0	0	0	0
		Total	3	22	0	25	0	34	0	34
UAMS	15	Engineering and Related Technologies	0	4	0	4	0	6	0	6
	17	Allied Health	2	33	0	35	3	36	1	40
	18	Health Sciences	0	0	0	0	0	0	0	0
		Total	2	37	0	39	3	42	1	46
UAPB	15	Engineering and Related Technologies	0	0	0	0	0	0	0	0
	43	Protective Services	1	3	0	4	2	1	0	3
		Total	1	3	0	4	2	1	0	3
UCA	7	Business (Administrative Support)	3	8	0	11	1	5	0	6
	8	Marketing and Distribution	0	1	0	1	0	0	0	0
	43	Education	0	0	0	0	0	0	0	0
	17	Allied Health	4	9	1	14	1	13	0	14
	20	Vocational Home Economics	0	0	0	0	0	0	0	0
		Total	7	18	1	26	2	18	0	20
	Grand Total	34	377	16	427	35	402	19	456	

201

TABLE C-5. BACHELOR'S DEGREES CONFERRED BY ARKANSAS PUBLIC FOUR-YEAR INSTITUTIONS BY ETHNICITY, 1988-89 AND 1989-90

Inst.	CIP Code	Category Description	1988-89				1989-90			
			Black	White	Other	Total	Black	White	Other	Total
ASUJ	1	Agribusiness & Agricultural Production	0	20	1	21	0	15	0	15
	2	Agricultural Sciences	0	15	1	16	0	15	3	18
	3	Renewable Natural Resources	0	8	1	9	0	3	0	3
	6	Business and Management	14	182	59	255	17	189	44	250
	7	Business and Office	0	2	1	3	1	3	0	4
	9	Communications	5	37	5	47	4	46	5	55
	11	Computer and Information Sciences	2	36	25	63	1	47	21	69
	13	Education	12	308	13	333	12	296	17	325
	14	Engineering	0	13	6	19	1	13	10	24
	16	Foreign Languages	0	0	0	0	0	1	2	3
	18	Health Sciences	1	38	3	42	8	55	1	64
	23	Letters	0	2	0	2	0	13	0	13
	24	Liberal/General Studies	0	8	1	9	2	10	1	13
	26	Life Sciences	0	17	1	18	0	12	1	13
	27	Mathematics	1	1	3	5	0	2	0	2
	38	Philosophy and Religion	0	1	1	2	1	4	0	5
	40	Physical Sciences	0	5	5	10	0	11	0	11
42	Psychology	1	19	4	24	1	26	5	32	
44	Public Affairs	2	16	2	20	2	11	1	14	
45	Social Sciences	3	24	6	33	7	41	3	51	
48	Precision Production	2	1	1	4	0	4	1	5	
50	Visual and Performing Arts	1	15	0	16	1	22	1	24	
Total			44	768	139	951	58	839	116	1,013
			=====	=====	=====	=====	=====	=====	=====	
ATU	1	Agribusiness & Agricultural Production	1	14	0	15	0	13	1	14
	3	Renewable Natural Resources	0	21	0	21	0	18	0	18
	6	Business and Management	4	102	4	110	1	100	2	103
	7	Business (Administrative Support)	0	4	0	4	0	5	0	5
	9	Communications	0	9	0	9	0	11	0	11
	11	Computer and Information Sciences	0	16	0	16	0	7	0	7
	13	Education	4	134	1	139	1	156	0	157
	14	Engineering	1	6	0	7	0	8	1	9
	16	Foreign Languages	0	0	0	0	0	0	0	0
	18	Health Sciences	2	25	1	28	1	23	0	24
	23	Letters	0	11	0	11	0	7	0	7
	26	Life Sciences	0	18	0	18	0	14	0	14
	27	Mathematics	0	10	0	10	0	7	0	7
	31	Parks and Recreation	0	11	1	12	1	3	0	4
	40	Physical Sciences	0	14	0	14	0	10	2	12
42	Psychology	1	7	0	8	1	13	0	14	
44	Public Affairs	0	7	0	7	1	5	0	6	
45	Social Sciences	0	48	0	48	0	40	3	43	
50	Visual and Performing Arts	1	6	0	7	0	10	0	10	
Total			14	463	7	484	6	450	9	465
			=====	=====	=====	=====	=====	=====	=====	

TABLE C-5. BACHELOR'S DEGREES CONFERRED BY ARKANSAS PUBLIC FOUR-YEAR INSTITUTIONS BY ETHNICITY, 1988-89 AND 1989-90

Inst.	CIP Code	Category Description	1988-89				1989-90			
			Black	White	Other	Total	Black	White	Other	Total
HSU	6	Business and Management	12	61	2	75	11	65	0	76
	7	Business (Administrative Support)	0	6	1	7	0	7	0	7
	9	Communications	1	6	0	7	3	3	0	6
	11	Computer and Information Sciences	0	6	0	6	0	4	0	4
	13	Education	9	143	0	152	11	152	0	163
	16	Foreign Languages	0	0	0	0	0	0	0	0
	17	Allied Health	0	0	0	0	0	0	0	0
	18	Health Sciences	3	33	0	36	3	29	0	32
	19	Home Economics	0	2	0	2	1	1	0	2
	23	Letters	1	4	0	5	0	6	0	6
	26	Life Sciences	2	15	0	17	2	14	0	16
	27	Mathematics	0	2	0	2	0	2	0	2
	31	Parks and Recreation	1	2	0	3	0	16	0	16
	40	Physical Sciences	0	6	0	6	0	6	0	6
	42	Psychology	0	10	0	10	0	3	0	3
	44	Public Affairs	3	15	0	18	6	13	0	19
	45	Social Sciences	6	20	0	26	10	20	0	30
	49	Transportation and Material Moving	0	5	0	5	1	6	0	7
	50	Visual and Performing Arts	1	14	0	15	0	7	0	7
				-----	-----	-----	-----	-----	-----	-----
		Total	39	350	3	392	48	354	0	402
			=====	=====	=====	=====	=====	=====	=====	
SAUM	1	Agribusiness & Agricultural Production	0	13	0	13	1	10	0	11
	6	Business and Management	16	71	5	92	12	82	1	95
	7	Business (Administrative Support)	7	11	2	20	1	6	1	8
	9	Communications	4	5	0	9	0	12	0	12
	13	Education	4	60	0	64	7	51	0	58
	15	Engineering and Related Technologies	0	0	0	0	0	0	0	0
	16	Foreign Languages	0	0	0	0	0	1	0	1
	17	Allied Health	0	2	0	2	0	2	0	2
	23	Letters	0	0	0	0	0	3	0	3
	26	Life Sciences	1	5	0	6	1	8	0	9
	27	Mathematics	0	0	0	0	0	2	0	2
	30	Multi/Interdisciplinary Studies	0	6	0	6	3	2	0	5
	40	Physical Sciences	0	3	1	4	1	3	1	5
	42	Psychology	1	6	0	7	2	6	0	8
	44	Public Affairs	4	0	0	4	3	3	0	6
45	Social Sciences	2	6	0	8	?	12	0	14	
50	Visual and Performing Arts	0	4	0	4	3	2	0	5	
			-----	-----	-----	-----	-----	-----	-----	
		Total	39	192	8	239	36	205	3	244
			=====	=====	=====	=====	=====	=====	=====	
UAF	1	Agribusiness & Agricultural Production	2	24	1	27	1	25	3	29
	2	Agricultural Sciences	0	39	0	39	1	42	2	45
	3	Renewable Natural Resources	0	2	0	2	0	1	0	1
	4	Architecture and Environmental Design	0	27	10	37	1	46	8	55
	6	Business and Management	15	443	28	486	7	437	30	474
	7	Business (Administrative Support)	0	6	0	6	0	5	0	5
	9	Communications	7	109	1	117	4	142	2	148

TABLE C-5. BACHELOR'S DEGREES CONFERRED BY ARKANSAS PUBLIC FOUR-YEAR INSTITUTIONS BY ETHNICITY, 1988-89 AND 1989-90

Inst.	CIP Code	Category Description	1988-89				1989-90			
			Black	White	Other	Total	Black	White	Other	Total
UAF	11	Computer and Information Sciences	4	31	10	45	1	28	3	32
(cont.)	13	Education	7	253	10	270	5	208	7	220
	14	Engineering	13	203	71	287	5	181	54	240
	16	Foreign Languages	0	20	0	20	0	13	1	14
	18	Health Sciences	0	11	0	11	0	14	0	14
	19	Home Economics	1	43	1	45	0	33	3	36
	23	Letters	0	20	0	20	1	37	2	40
	26	Life Sciences	6	33	2	41	6	38	4	48
	27	Mathematics	0	15	0	15	1	15	0	16
	30	Multi/Interdisciplinary Studies	0	19	1	20	0	14	0	14
	31	Parks and Recreation	0	2	0	2	0	6	1	7
	38	Philosophy and Religion	0	1	0	1	0	4	0	4
	40	Physical Sciences	0	20	0	20	0	15	1	16
	42	Psychology	4	30	0	34	1	40	0	41
	43	Protective Services	2	18	1	21	7	18	2	27
	44	Public Affairs	2	20	1	23	2	29	1	32
	45	Social Sciences	2	73	2	77	1	94	3	98
	50	Visual and Performing Arts	1	31	2	34	0	21	0	21
Total			66	1,493	141	1,700	44	1,506	127	1,677
			=====	=====	=====	=====	=====	=====	=====	=====
UALR	6	Business and Management	8	168	11	187	11	157	12	180
	7	Business (Administrative Support)	1	4	3	8	2	8	0	10
	9	Communications	1	66	1	68	12	66	2	80
	11	Computer and Information Sciences	2	28	7	37	2	22	9	33
	13	Education	3	53	2	58	1	73	1	75
	15	Engineering and Related Technologies	2	26	1	29	0	22	1	23
	16	Foreign Languages	0	2	0	2	0	6	0	6
	18	Health Sciences	3	9	0	12	2	6	0	8
	23	Letters	2	29	1	32	2	46	3	51
	24	Liberal/General Studies	2	41	0	43	4	55	2	61
	26	Life Sciences	1	20	0	21	0	32	2	34
	27	Mathematics	0	8	1	9	1	8	0	9
	30	Multi/Interdisciplinary Studies	0	5	2	7	0	4	1	5
	34	Health Related Activities	-	-	-	-	0	0	0	0
	38	Philosophy and Religion	0	0	0	0	0	0	0	0
	40	Physical Sciences	1	16	0	17	0	13	1	14
	42	Psychology	3	52	0	55	1	45	2	48
	43	Protective Services	4	32	0	36	12	28	0	40
	44	Public Affairs	0	3	0	3	0	1	0	1
	45	Social Sciences	4	49	1	54	6	54	0	60
	50	Visual and Performing Arts	2	21	0	23	3	33	1	37
Total			39	632	30	701	59	679	37	775
			=====	=====	=====	=====	=====	=====	=====	=====

TABLE C-5. BACHELOR'S DEGREES CONFERRED BY ARKANSAS PUBLIC FOUR-YEAR INSTITUTIONS BY ETHNICITY, 1988-89 AND 1989-90

Inst.	CIP Code	Category Description	1988-89				1989-90			
			Black	White	Other	Total	Black	White	Other	Total
UAM	2	Agricultural Sciences	0	6	0	6	0	10	0	10
	3	Renewable Natural Resources	0	9	0	9	0	10	0	10
	6	Business and Management	12	59	1	72	12	36	0	48
	7	Business (Administrative Support)	0	2	0	2	0	0	0	0
	11	Computer and Information Sciences	2	6	0	8	1	6	0	7
	13	Education	6	49	0	55	7	40	1	48
	18	Health Sciences	0	8	0	8	0	0	0	0
	23	Letters	4	7	0	11	1	15	1	17
	26	Life Sciences	0	6	0	6	0	5	0	5
	27	Mathematics	0	4	0	4	0	4	0	4
	30	Multi/Interdisciplinary Studies	0	1	0	1	-	-	-	-
	40	Physical Sciences	1	1	0	2	0	2	0	2
	42	Psychology	2	1	0	3	0	9	0	9
	45	Social Sciences	1	7	1	9	1	9	0	10
	50	Visual and Performing Arts	0	4	0	4	0	3	0	3
			-----	-----	-----	-----	-----	-----	-----	
		Total	28	170	2	200	22	149	2	173
			=====	=====	=====	=====	=====	=====	=====	
UAMS	17	Allied Health	3	23	0	26	3	38	0	41
	18	Health Sciences	10	120	1	131	22	148	3	173
			-----	-----	-----	-----	-----	-----	-----	-----
		Total	13	143	1	157	25	186	3	214
			=====	=====	=====	=====	=====	=====	=====	
UAPB	1	Agribusiness & Agricultural Production	5	0	0	5	6	0	0	6
	2	Agricultural Sciences	0	0	0	0	1	0	0	1
	3	Renewable Natural Resources	0	0	0	0	0	0	0	0
	6	Business and Management	53	9	1	63	49	10	0	59
	11	Computer and Information Sciences	16	1	0	17	13	1	0	14
	13	Education	25	22	1	48	34	25	1	60
	15	Engineering and Related Technologies	11	1	0	12	6	1	0	7
	18	Health Sciences	8	4	0	12	13	4	0	17
	19	Home Economics	8	1	0	9	20	1	0	21
	23	Letters	10	0	0	10	12	1	0	13
	26	Life Sciences	6	0	0	6	11	2	2	15
	27	Mathematics	3	0	0	3	1	0	0	1
	31	Parks and Recreation	4	2	0	6	4	0	0	4
	40	Physical Sciences	9	0	0	9	2	1	0	3
	42	Psychology	12	1	0	13	8	2	0	10
	43	Protective Services	19	2	0	21	17	2	0	19
	44	Public Affairs	13	0	0	13	11	0	0	11
	45	Social Sciences	8	1	0	9	15	0	0	15
50	Visual and Performing Arts	0	1	0	1	-	-	-	-	
			-----	-----	-----	-----	-----	-----	-----	
		Total	210	45	2	257	223	50	3	276
			=====	=====	=====	=====	=====	=====	=====	

TABLE C-5. BACHELOR'S DEGREES CONFERRED BY ARKANSAS PUBLIC FOUR-YEAR INSTITUTIONS BY ETHNICITY, 1988-89 AND 1989-90

Inst.	CIP Code	Category Description	1988-89				1989-90			
			Black	White	Other	Total	Black	White	Other	Total
UCA	6	Business and Management	19	200	12	231	19	155	9	183
	7	Business (Administrative Support)	9	18	1	28	5	19	0	24
	9	Communications	0	3	0	3	1	8	1	10
	11	Computer and Information Sciences	0	14	2	16	1	4	0	5
	13	Education	18	197	5	220	21	263	1	285
	15	Engineering and Related Technologies	0	2	1	3	1	3	0	4
	16	Foreign Languages	1	1	0	2	0	1	0	1
	17	Allied Health	6	64	0	70	4	65	1	70
	18	Health Sciences	0	23	0	23	1	29	1	31
	19	Home Economics	0	0	0	0	0	8	0	8
	23	Letters	5	24	1	30	3	29	3	35
	26	Life Sciences	2	12	0	14	0	13	0	13
	27	Mathematics	0	8	0	8	0	11	0	11
	30	Multi/Interdisciplinary Studies	0	1	0	1	0	5	0	5
	38	Philosophy and Religion	0	2	0	2	0	1	0	1
	40	Physical Sciences	0	8	2	10	1	7	0	8
	42	Psychology	0	13	1	14	3	16	1	20
	44	Public Affairs	1	10	0	11	1	4	0	5
	45	Social Sciences	1	32	1	34	3	38	2	43
	50	Visual and Performing Arts	1	9	2	12	0	8	0	8
		Total	63	641	28	732	64	687	19	770
		Grand Total	555	4,897	361	5,813	585	5,105	319	6,009

TABLE C-6. POST-BACCALAUREATE CERTIFICATES CONFERRED BY ARKANSAS PUBLIC FOUR-YEAR INSTITUTIONS BY ETHNICITY, 1988-89 AND 1989-90

Inst.	CIP Code	Category Description	1988-89				1989-90			
			Black	White	Other	Total	Black	White	Other	Total
UALR	44	Public Affairs	1	0	0	1	0	3	0	3
UAMS	18	Health Sciences	0	0	0	0	0	0	0	0
	19	Home Economics	0	14	0	14	0	14	0	14
		Total	0	14	0	14	0	14	0	14
		Grand Total	1	14	0	15	0	17	0	17

2116

TABLE C-7. MASTER'S DEGREES CONFERRED BY ARKANSAS PUBLIC FOUR-YEAR INSTITUTIONS BY ETHNICITY, 1988-89 AND 1989-90

Inst.	CIP Code	Category Description	1988-89				1989-90			
			Black	White	Other	Total	Black	White	Other	Total
ASUJ	2	Agricultural Sciences	0	6	1	7	0	3	2	5
	6	Business and Management	0	20	19	39	0	8	12	20
	9	Communications	0	5	0	5	3	5	0	8
	11	Computer and Information Sciences	0	1	1	2	0	1	3	4
	13	Education	15	183	25	223	19	134	12	165
	18	Health Sciences	0	10	1	11	1	14	1	16
	20	Vocational Home Economics	0	0	0	0	0	0	0	0
	23	Letters	0	11	2	13	3	9	1	13
	24	Liberal/General Studies	0	0	0	0	0	0	0	0
	26	Life Sciences	0	7	0	7	0	7	0	7
	27	Mathematics	0	2	2	4	0	6	0	6
	40	Physical Sciences	0	2	1	3	0	0	0	0
	42	Psychology	2	13	2	17	0	14	0	14
	44	Public Affairs	1	3	0	4	3	1	0	4
	45	Social Sciences	1	10	2	13	0	8	1	9
50	Visual and Performing Arts	0	3	1	4	0	2	0	2	
			-----	-----	-----	-----	-----	-----	-----	
		Total	19	276	57	352	29	212	32	273
			=====	=====	=====	=====	=====	=====	=====	
ATU	13	Education	1	49	1	51	1	41	1	43
HSU	6	Business and Management	0	17	0	17	1	4	0	5
	13	Education	6	46	0	52	3	62	0	65
	26	Life Sciences	0	0	0	0	0	2	0	2
	44	Public Affairs	0	3	0	3	2	6	0	8
	45	Social Sciences	0	2	0	2	0	2	0	2
			-----	-----	-----	-----	-----	-----	-----	
		Total	6	68	0	74	6	76	0	82
			=====	=====	=====	=====	=====	=====	=====	
SAUM	13	Education	3	17	0	20	6	30	0	36
UAF	1	Agribusiness & Agricultural Production	1	10	3	14	2	17	4	23
	2	Agricultural Sciences	1	31	7	39	1	21	8	30
	6	Business and Management	1	231	19	251	1	178	9	188
	9	Communications	0	5	0	5	1	6	0	7
	11	Computer and Information Sciences	0	3	4	7	0	3	5	8
	13	Education	7	180	7	194	7	149	6	162
	14	Engineering	0	34	17	51	0	38	22	60
	15	Engineering and Related Technologies	0	4	2	6	0	8	1	9
	16	Foreign Languages	0	10	0	10	0	4	3	7
	17	Allied Health	0	17	1	18	0	23	0	23
	18	Health Sciences	0	11	0	11	1	10	0	11
	19	Home Economics	1	6	0	7	0	6	0	6
	22	Law	0	9	0	9	0	5	1	6
	23	Letters	0	18	0	18	0	16	2	18

TABLE C-7. MASTER'S DEGREES CONFERRED BY ARKANSAS PUBLIC FOUR-YEAR INSTITUTIONS BY ETHNICITY, 1988-89 AND 1989-90

Inst.	CIP Code	Category Description	1988-89				1989-90			
			Black	White	Other	Total	Black	White	Other	Total
UAF	26	Life Sciences	0	13	4	17	1	10	0	11
(cont.)	27	Mathematics	0	2	5	7	0	5	1	6
	31	Parks and Recreation	0	3	0	3	0	6	0	6
	38	Philosophy and Religion	0	0	1	1	0	0	0	0
	40	Physical Sciences	0	13	2	15	0	14	2	16
	42	Psychology	1	3	1	5	0	3	0	3
	44	Public Affairs	0	5	0	5	0	7	0	7
	45	Social Sciences	0	23	0	23	0	14	2	16
	50	Visual and Performing Arts	0	8	0	8	0	9	1	10
		Total	12	639	73	724	14	552	67	633
UALR	6	Business and Management	0	15	2	17	0	23	2	25
	9	Communications	1	15	0	16	1	8	1	10
	11	Computer and Information Sciences	0	0	0	0	0	1	0	1
	13	Education	9	91	0	100	4	82	2	88
	15	Engineering and Related Technologies	0	0	0	0	0	0	0	0
	17	Allied Health	2	4	0	6	1	10	0	11
	18	Health Sciences	0	8	0	8	1	17	0	18
	23	Letters	0	4	0	4	1	8	0	9
	25	Library and Archival Sciences	0	2	0	2	0	2	0	2
	27	Mathematics	0	1	0	1	0	4	1	5
	40	Physical Sciences	0	1	0	1	0	0	2	2
	42	Psychology	0	3	0	3	0	7	0	7
	43	Protective Services	0	2	0	2	1	8	0	9
	44	Public Affairs	8	35	0	43	9	42	0	51
	45	Social Sciences	0	2	0	2	0	1	0	1
	50	Visual and Performing Arts	0	4	0	4	0	0	0	0
		Total	20	187	2	209	18	213	8	239
UAMS	18	Health Sciences	2	44	0	46	1	31	1	33
	26	Life Sciences	0	4	0	4	1	1	1	3
		Total	2	48	0	50	2	32	2	36
UCA	6	Business and Management	1	12	4	17	1	12	9	22
	13	Education	9	145	1	155	12	204	0	216
	18	Health Sciences	1	6	0	7	0	11	0	11
	19	Home Economics	0	0	0	0	0	0	1	1
	23	Letters	0	3	0	3	0	5	0	5



TABLE C-7. MASTER'S DEGREES CONFERRED BY ARKANSAS PUBLIC FOUR-YEAR INSTITUTIONS BY ETHNICITY, 1988-89 AND 1989-90

Inst.	CIP Code	Category Description	1988-89				1989-90			
			Black	White	Other	Total	Black	White	Other	Total
UCA	25	Library and Archival Sciences	0	0	0	0	0	0	0	0
(cont.)	26	Life Sciences	0	1	0	1	0	3	0	3
	42	Psychology	0	16	0	16	1	9	0	10
	45	Social Sciences	0	5	1	6	0	8	0	8
	50	Visual and Performing Arts	0	3	1	4	0	1	0	1
Total			11	191	7	209	14	253	10	277
Grand Total			74	1,475	140	1,689	90	1,409	120	1,619

TABLE C-8. SPECIALIST DEGREES CONFERRED BY ARKANSAS PUBLIC FOUR-YEAR INSTITUTIONS BY ETHNICITY, 1988-89 AND 1989-90

Inst.	CIP Code	Category Description	1988-89				1989-90			
			Black	White	Other	Total	Black	White	Other	Total
ASUJ	13	Education	0	24	0	24	0	17	1	18
UAF	13	Education	1	21	0	22	0	15	0	15
UALR	13	Education	0	1	0	1	0	0	0	0
UCA	13	Education	1	14	0	15	0	14	0	14
Grand Total			2	60	0	62	0	46	1	47

TABLE C-9. DOCTORAL DEGREES CONFERRED BY ARKANSAS PUBLIC FOUR-YEAR INSTITUTIONS BY ETHNICITY, 1988-89 AND 1989-90

Inst.	CIP Code	Category Description	1988-89				1989-90			
			Black	White	Other	Total	Black	White	Other	Total
UAF	2	Agricultural Sciences	0	6	3	9	0	13	6	19
	6	Business and Management	0	11	3	14	0	8	2	10
	13	Education	1	31	0	32	2	40	4	46
	14	Engineering	0	1	5	6	0	4	3	7
	15	Engineering and Related Technologies	0	0	0	0	0	0	1	1
	23	Letters	0	2	0	2	0	2	0	2
	26	Life Sciences	0	13	2	15	1	16	4	21
	27	Mathematics	0	2	1	3	0	0	1	1
	38	Philosophy and Religion	0	0	0	0	0	0	0	0
	40	Physical Sciences	0	6	0	6	0	11	3	14
	42	Psychology	0	8	0	8	0	10	0	10
	45	Social Sciences	1	0	0	1	0	4	0	4
		Total	2	80	14	96	3	108	24	135
UALR	15	Engineering and Related Technologies	-	-	-	-	0	0	0	0
		Grand Total	2	80	14	96	3	108	24	135

TABLE C-10. FIRST PROFESSIONAL DEGREES CONFERRED BY ARKANSAS PUBLIC FOUR-YEAR INSTITUTIONS BY ETHNICITY, 1988-89 AND 1989-90

Inst.	CIP Code	Category Description	1988-89				1989-90			
			Black	White	Other	Total	Black	White	Other	Total
UAF	22	Law	4	114	2	120	3	108	2	113
UALR	22	Law	2	92	4	98	2	85	1	88
UAMS	18	Health Sciences	7	111	7	125	9	106	8	123
		Grand Total	13	317	13	343	14	299	11	324

TABLE C-11. ASSOCIATE DEGREES CONFERRED BY ARKANSAS INDEPENDENT TWO-YEAR INSTITUTIONS BY ETHNICITY, 1988-89 AND 1989-90

Inst.	CIP Code	Category Description	1988-89				1989-90			
			Black	White	Other	Total	Black	White	Other	Total
CRC	24	Liberal/General Studies	1	14	0	15	0	16	0	16
	39	Theology	0	1	0	1	0	0	0	0
		<b>Total</b>	<b>1</b>	<b>15</b>	<b>0</b>	<b>16</b>	<b>0</b>	<b>16</b>	<b>0</b>	<b>16</b>
SC	6	Business and Management	9	0	0	9	3	0	0	3
	7	Business (Administrative Support)	0	0	0	0	0	0	0	0
	8	Marketing and Distribution	0	0	0	0	0	0	0	0
	11	Computer and Information Sciences	1	0	0	1	1	0	0	1
	13	Education	-	-	-	-	2	0	0	2
	18	Health Sciences	-	-	-	-	1	0	0	1
	24	Liberal/General Studies	4	0	0	4	1	0	0	1
	43	Protective Services	0	0	0	0	0	0	0	0
	44	Public Affairs	0	0	0	0	4	1	0	5
	45	Social Sciences	1	1	0	2	1	0	0	1
	<b>Total</b>	<b>15</b>	<b>1</b>	<b>0</b>	<b>16</b>	<b>13</b>	<b>1</b>	<b>0</b>	<b>14</b>	
<b>Grand Total</b>			<b>16</b>	<b>16</b>	<b>0</b>	<b>32</b>	<b>13</b>	<b>17</b>	<b>0</b>	<b>30</b>

211

TABLE C-12. CERTIFICATES CONFERRED BY ARKANSAS INDEPENDENT FOUR-YEAR INSTITUTIONS BY ETHNICITY, 1988-89 AND 1989-90

Inst.	CIP Code	Category Description	1988-89				1989-90			
			Black	White	Other	Total	Black	White	Other	Total
AC	7	Business (Administrative Support)	1	1	0	2	-	-	-	-
CBC	7	Business (Administrative Support)	0	0	0	0	0	0	1	1
OBU	7	Business (Administrative Support)	0	0	0	0	0	0	0	0
UO	7	Business (Administrative Support)	0	0	0	0	0	0	0	0
MBC	7	Business (Administrative Support)	0	0	0	0	0	0	0	0
	36	Leisure and Recreational Activities	0	0	0	0	0	0	0	0
		Total	0	0	0	0	0	0	0	0
		Grand Total	1	1	0	2	0	0	1	1



TABLE C-13. ASSOCIATE DEGREES CONFERRED BY ARKANSAS INDEPENDENT FOUR-YEAR INSTITUTIONS BY ETHNICITY, 1988-89 AND 1989-90

Inst.	CIP Code	Category Description	1988-89				1989-90			
			Black	White	Other	Total	Black	White	Other	Total
ABC	6	Business and Management	1	0	0	1	0	0	0	0
	7	Business (Administrative Support)	0	0	0	0	0	0	0	0
		<b>Total</b>	<b>1</b>	<b>0</b>	<b>0</b>	<b>1</b>	<b>0</b>	<b>0</b>	<b>0</b>	<b>0</b>
CBC	6	Business and Management	0	2	0	2	1	8	0	9
	24	Liberal/General Studies	1	9	0	10	1	12	2	15
	39	Theology	0	0	0	0	0	0	0	0
	50	Visual and Performing Arts	0	1	0	1	0	2	0	2
		<b>Total</b>	<b>1</b>	<b>12</b>	<b>0</b>	<b>13</b>	<b>2</b>	<b>22</b>	<b>2</b>	<b>26</b>
HU	7	Business (Administrative Support)	1	5	0	6	1	3	1	5
JBU	7	Business (Administrative Support)	0	4	0	4	0	5	0	5
	9	Communications	0	1	0	1	0	0	0	0
	10	Communications Technologies	0	1	0	1	0	4	0	4
	13	Education	0	0	0	0	2	4	0	6
	15	Engineering and Related Technologies	0	0	0	0	0	1	1	2
	18	Health Sciences	0	0	0	0	0	0	0	0
	39	Theology	0	1	0	1	0	3	0	3
	46	Construction Trades	0	1	0	1	0	0	0	0
	50	Visual and Performing Arts	0	2	0	2	0	2	0	2
	<b>Total</b>	<b>0</b>	<b>10</b>	<b>0</b>	<b>10</b>	<b>2</b>	<b>19</b>	<b>1</b>	<b>22</b>	
UO	7	Business (Administrative Support)	0	0	0	0	0	0	0	0
	8	Marketing and Distribution	0	0	0	0	0	2	0	2
	<b>Total</b>	<b>0</b>	<b>0</b>	<b>0</b>	<b>0</b>	<b>0</b>	<b>2</b>	<b>0</b>	<b>2</b>	
WBC	7	Business (Administrative Support)	0	2	0	2	0	3	0	3
	8	Marketing and Distribution	0	0	0	0	0	0	0	0
	21	Industrial Arts	0	0	0	0	0	1	0	1
	24	Liberal/General Studies	2	39	1	42	1	27	1	29
	36	Leisure and Recreational Activities	0	0	0	0	0	1	0	1
	39	Theology	0	1	0	1	0	0	0	0
50	Visual and Performing Arts	0	4	0	4	0	0	0	0	
	<b>Total</b>	<b>2</b>	<b>46</b>	<b>1</b>	<b>49</b>	<b>1</b>	<b>32</b>	<b>1</b>	<b>34</b>	
<b>Grand Total</b>			<b>5</b>	<b>73</b>	<b>1</b>	<b>79</b>	<b>6</b>	<b>78</b>	<b>5</b>	<b>89</b>

TABLE C-14. BACHELOR'S DEGREES CONFERRED BY ARKANSAS INDEPENDENT FOUR-YEAR INSTITUTIONS BY ETHNICITY, 1988-89 AND 1989-90

Inst.	CIP Code	Category Description	1988-89				1989-90			
			Black	White	Other	Total	Black	White	Other	Total
ABC	6	Business and Management	9	0	0	9	12	0	0	12
	7	Business (Administrative Support)	0	0	0	0	0	0	0	0
	13	Education	5	0	0	5	15	0	0	15
	38	Philosophy and Religion	0	0	0	0	3	0	0	3
	45	Social Sciences	4	0	0	4	6	0	0	6
		Total	18	0	0	18	36	0	0	36
AC	6	Business and Management	0	17	0	17	1	20	0	21
	7	Business (Administrative Support)	0	2	0	2	0	1	0	1
	8	Marketing and Distribution	0	3	0	3	0	5	0	5
	9	Communications	0	3	0	3	0	4	0	4
	13	Education	0	24	0	24	2	25	0	27
	17	Allied Health	0	3	1	4	0	2	0	2
	18	Health Sciences	0	0	0	0	0	2	0	2
	23	Letters	0	3	0	3	0	3	0	3
	26	Life Sciences	1	0	0	1	0	6	0	6
	27	Mathematics	0	2	0	2	1	0	0	1
	38	Philosophy and Religion	0	0	0	0	0	2	0	2
	40	Physical Sciences	1	2	0	3	0	3	0	3
	42	Psychology	1	4	0	5	0	2	0	2
	44	Public Affairs	0	8	0	8	0	2	0	2
	45	Social Sciences	0	6	0	6	0	4	0	4
50	Visual and Performing Arts	0	2	0	2	1	5	0	6	
		Total	3	79	1	83	5	86	0	91
CBC	39	Theology	0	9	0	9	0	8	0	8
HC	6	Business and Management	2	35	1	38	2	30	1	33
	13	Education	2	19	0	21	0	7	0	7
	16	Foreign Languages	0	6	1	7	0	6	0	6
	23	Letters	0	12	0	12	0	10	1	11
	24	Liberal/General Studies	0	1	0	1	0	2	0	2
	26	Life Sciences	1	33	0	34	0	21	1	22
	27	Mathematics	0	7	2	9	0	9	0	9
	38	Philosophy and Religion	0	6	0	6	0	12	0	12
	40	Physical Sciences	1	14	0	17	0	20	0	20
	42	Psychology	1	18	0	19	0	23	0	23
45	Social Sciences	4	71	1	76	3	32	2	37	
50	Visual and Performing Arts	0	6	0	6	0	9	0	9	
		Total	11	228	7	246	5	181	5	191

TABLE C-14. BACHELOR'S DEGREES CONFERRED BY ARKANSAS INDEPENDENT FOUR-YEAR INSTITUTIONS BY ETHNICITY, 1988-89 AND 1989-90

Inst.	CIP Code	Category Description	1988-89				1989-90			
			Black	White	Other	Total	Black	White	Other	Total
HU	4	Architecture and Environmental Design	0	1	0	1	0	2	0	2
	5	Area and Ethnic Studies	0	1	0	1	0	3	1	4
	6	Business and Management	4	139	12	155	2	130	10	142
	7	Business (Administrative Support)	0	6	0	6	0	4	0	4
	8	Marketing and Distribution	0	3	0	3	0	1	0	1
	9	Communications	1	26	1	28	0	33	0	33
	11	Computer and Information Sciences	0	19	1	20	1	25	1	27
	13	Education	3	102	3	108	1	109	3	113
	16	Foreign Languages	0	0	0	0	0	2	0	2
	18	Health Sciences	0	33	1	34	2	32	0	34
	19	Home Economics	0	13	1	14	0	20	1	21
	20	Vocational Home Economics	0	0	0	0	0	0	0	0
	23	Letters	0	14	0	14	0	9	0	9
	24	Liberal/General Studies	0	0	0	0	0	13	0	13
	26	Life Sciences	1	25	1	27	1	26	2	29
	27	Mathematics	0	9	0	9	0	11	1	12
	30	Multi/Interdisciplinary Studies	0	5	0	5	0	2	0	2
	39	Theology	1	27	4	32	0	25	3	28
	40	Physical Sciences	0	5	1	6	0	6	2	8
	42	Psychology	0	19	1	20	0	24	0	24
44	Public Affairs	0	18	0	18	1	15	0	16	
45	Social Sciences	0	16	0	16	0	14	0	14	
50	Visual and Performing Arts	0	16	2	18	0	17	1	18	
			-----	-----	-----	-----	-----	-----	-----	
		Total	10	497	28	535	8	523	25	556
			=====	=====	=====	=====	=====	=====	=====	
JBU	6	Business and Management	0	38	7	45	0	66	10	76
	7	Business (Administrative Support)	0	4	1	5	0	6	0	6
	9	Communications	0	16	1	17	0	14	1	15
	13	Education	0	27	0	27	0	25	2	27
	14	Engineering	0	6	1	7	0	6	7	13
	15	Engineering and Related Technologies	0	4	0	4	0	9	1	10
	17	Allied Health	0	0	0	0	0	0	0	0
	19	Home Economics	-	-	-	-	0	1	0	1
	23	Letters	0	1	0	1	0	3	0	3
	24	Liberal/General Studies	0	1	0	1	0	0	0	0
	26	Life Sciences	0	4	0	4	0	8	1	9
	27	Mathematics	0	0	0	0	0	0	0	0
	30	Multi/Interdisciplinary Studies	0	0	0	0	0	0	0	0
	34	Health-Related Activities	0	0	0	0	0	0	0	0
	39	Theology	0	8	0	8	0	8	0	8
	40	Physical Sciences	0	0	0	0	0	0	0	0
	42	Psychology	0	8	0	8	0	5	0	5
	45	Social Sciences	0	1	0	1	0	2	1	3
	50	Visual and Performing Arts	0	0	0	0	0	1	0	1
				-----	-----	-----	-----	-----	-----	-----
		Total	0	118	10	128	0	154	23	177
			=====	=====	=====	=====	=====	=====	=====	

TABLE C-14. BACHELOR'S DEGREES CONFERRED BY ARKANSAS INDEPENDENT FOUR-YEAR INSTITUTIONS BY ETHNICITY, 1988-89 AND 1989-90

Inst.	CIP Code	Category Description	1988-89				1989-90			
			Black	White	Other	Total	Black	White	Other	Total
OBU	6	Business and Management	0	33	1	34	1	44	0	45
	7	Business (Administrative Support)	0	1	0	1	1	3	0	4
	9	Communications	1	12	0	13	0	15	0	15
	11	Computer and Information Sciences	0	0	0	0	0	4	0	4
	13	Education	3	66	1	70	5	48	1	54
	16	Foreign Languages	0	3	0	3	0	2	0	2
	18	Health Sciences	0	0	0	0	0	0	0	0
	19	Home Economics	0	3	0	3	0	6	0	6
	23	Letters	0	1	0	1	0	3	0	3
	26	Life Sciences	1	9	0	10	0	4	3	7
	27	Mathematics	1	3	0	4	0	3	0	3
	30	Multi/Interdisciplinary Studies	0	0	0	0	0	0	0	0
	38	Philosophy and Religion	0	3	0	3	0	1	0	1
	39	Theology	0	13	0	13	2	14	1	17
	40	Physical Sciences	0	7	0	7	0	6	1	7
	42	Psychology	0	11	0	11	0	13	0	13
45	Social Sciences	2	26	0	28	1	16	1	18	
48	Precision Production	0	0	0	0	0	7	0	7	
50	Visual and Performing Arts	0	13	0	13	0	10	0	10	
			-----	-----	-----	-----	-----	-----	-----	
		Total	8	204	2	214	10	199	7	216
			=====	=====	=====	=====	=====	=====	=====	
PSC	6	Business and Management	30	0	5	35	16	0	6	22
	7	Business (Administrative Support)	0	0	0	0	0	0	0	0
	11	Computer and Information Sciences	0	0	0	0	0	0	0	0
	13	Education	21	0	0	21	18	0	3	21
	18	Health Sciences	0	0	0	0	0	0	0	0
	19	Home Economics	2	0	0	2	1	0	0	1
	23	Letters	0	0	0	0	0	0	0	0
	26	Life Sciences	2	0	0	2	7	0	0	7
	27	Mathematics	2	0	0	2	0	0	0	0
	38	Philosophy and Religion	1	0	0	1	2	0	0	2
	40	Physical Sciences	0	0	0	0	0	0	0	0
42	Psychology	2	0	0	2	3	0	0	3	
44	Public Affairs	9	0	0	9	5	0	0	5	
45	Social Sciences	5	0	0	5	4	0	0	4	
			-----	-----	-----	-----	-----	-----	-----	
		Total	74	0	5	79	56	0	9	65
			=====	=====	=====	=====	=====	=====	=====	
UO	6	Business and Management	1	47	14	62	0	36	12	48
	8	Marketing and Distribution	0	2	0	2	0	1	0	1
	9	Communications	0	1	1	2	0	7	3	10
	13	Education	0	45	2	47	2	29	0	31
	14	Engineering	0	0	0	0	0	0	0	0
	17	Allied Health	0	0	0	0	0	2	0	2
	18	Health Sciences	0	0	0	0	0	0	0	0
	24	Liberal/General Studies	0	7	1	8	0	3	1	4



TABLE C-14. BACHELOR'S DEGREES CONFERRED BY ARKANSAS INDEPENDENT FOUR-YEAR INSTITUTIONS BY ETHNICITY, 1988-89 AND 1989-90

Inst.	CIP Code	Category Description	1988-89				1989-90			
			Black	White	Other	Total	Black	White	Other	Total
UO	26	Life Sciences	0	1	2	3	0	5	2	7
(cont.)	27	Mathematics	0	2	2	4	0	4	0	4
	30	Multi/Interdisciplinary Studies	0	5	0	5	0	6	2	8
	39	Theology	0	2	0	2	0	3	0	3
	40	Physical Sciences	0	0	0	0	0	0	0	0
	42	Psychology	0	0	0	0	0	0	1	1
	44	Public Affairs	0	3	1	4	0	4	0	4
	45	Social Sciences	0	0	0	0	0	0	0	0
	50	Visual and Performing Arts	0	2	0	2	0	4	0	4
Total			1	117	23	141	2	105	21	128
WBC	6	Business and Management	0	5	0	5	0	3	0	3
	13	Education	-	-	-	-	0	0	0	0
	39	Theology	0	25	0	25	1	9	0	10
Total			0	30	0	30	1	12	0	13
Grand Total			125	1,282	76	1,483	123	1,268	90	1,481

TABLE C-15. MASTER'S DEGREES CONFERRED BY ARKANSAS INDEPENDENT FOUR-YEAR INSTITUTIONS BY ETHNICITY, 1988-89 AND 1989-90

Inst.	CIP Code	Category Description	1988-89				1989-90			
			Black	White	Other	Total	Black	White	Other	Total
HU	6	Business and Management	0	10	1	11	0	10	0	10
	13	Education	1	50	0	51	0	61	0	61
Total			1	60	1	62	0	71	0	71
OBU	13	Education	10	13	0	23	6	14	1	21
Grand Total			11	73	1	85	6	85	1	92

APPENDIX D  
GLOSSARY

## APPENDIX D: GLOSSARY

TYPES OF DEGREES - Ten major types of earned degrees are awarded annually by Arkansas colleges and universities. For the purposes of this report, the following mutually exclusive degree categories are considered:

1. POSTSECONDARY CERTIFICATE OR DIPLOMA - An award for successful completion of a program designed for completion in less than two full academic years.
2. ASSOCIATE DEGREE - A degree granted upon completion of a program that requires at least two but fewer than four academic years of postsecondary education.
3. BACCALAUREATE DEGREE - A degree granted upon completion of a program than requires four to five years of full-time college work and carries the title of Bachelor.
4. POST-BACCALAUREATE CERTIFICATE - Requires completion of a program of study requiring 30 credit hours beyond the bachelor's degree, but does not meet the requirements of a master's degree. Exclusively for persons who have completed a baccalaureate degree.
5. MASTER'S DEGREE - A degree which requires at least 1 but no more than 2 full-time equivalent years of study beyond the bachelor's degree.
6. SPECIALIST DEGREE/CERTIFICATE - A degree or certificate carrying the title of specialist, which requires completion of a program of study beyond the master's degree, but does not meet the academic requirements of a doctor's degree. Also called a Post-Master's Certificate.
7. DOCTORAL DEGREE - A degree awarded upon completion of an educational program at the graduate level which terminates in a doctor's degree.
8. FIRST PROFESSIONAL DEGREE - A degree awarded upon completion of a program which meets all of these criteria: (1) completion of academic requirements to begin practice in the profession; (2) at least 2 years of college work before entering the program; and (3) at least 6 academic years of college work to complete the degree program, including the prior required college work.
9. FIRST-PROFESSIONAL CERTIFICATE - Requires completion of an organized program of study for persons who have already completed a first-professional degree.

APPENDIX E  
INSTITUTIONAL NAMES AND ABBREVIATIONS

## INSTITUTIONAL NAMES AND ABBREVIATIONS

---

### PUBLIC FOUR-YEAR

ARKANSAS STATE UNIVERSITY - JONESBORO . . . . .	ASUJ
ARKANSAS TECH UNIVERSITY . . . . .	ATU
HENDERSON STATE UNIVERSITY . . . . .	HSU
SOUTHERN ARKANSAS UNIVERSITY - MAGNOLIA . . . . .	SAUM
UNIVERSITY OF ARKANSAS, FAYETTEVILLE . . . . .	UAF
UNIVERSITY OF ARKANSAS AT LITTLE ROCK . . . . .	UALR
UNIVERSITY OF ARKANSAS AT MONTICELLO . . . . .	UAM
UNIVERSITY OF ARKANSAS FOR MEDICAL SCIENCES . . . . .	UAMS
UNIVERSITY OF ARKANSAS AT PINE BLUFF . . . . .	UAPB
UNIVERSITY OF CENTRAL ARKANSAS . . . . .	UCA

### PUBLIC TWO-YEAR

ARKANSAS STATE UNIVERSITY - BEEBE BRANCH . . . . .	ASUB
EAST ARKANSAS COMMUNITY COLLEGE . . . . .	EACC
GARLAND COUNTY COMMUNITY COLLEGE . . . . .	GCCC
MISSISSIPPI COUNTY COMMUNITY COLLEGE . . . . .	MCCC
NORTH ARKANSAS COMMUNITY COLLEGE . . . . .	NACC
PHILLIPS COUNTY COMMUNITY COLLEGE . . . . .	PCCC
RICH MOUNTAIN COMMUNITY COLLEGE . . . . .	RMCC
SOUTHERN ARKANSAS UNIVERSITY - EL DORADO . . . . .	SAUE
SOUTHERN ARKANSAS UNIVERSITY - TECHNICAL BRANCH . . . . .	SAUT
WESTARK COMMUNITY COLLEGE . . . . .	WCC

---

### INDEPENDENT FOUR-YEAR

ARKANSAS BAPTIST COLLEGE . . . . .	ABC
ARKANSAS COLLEGE . . . . .	AC
CENTRAL BAPTIST COLLEGE . . . . .	CBC
HARDING UNIVERSITY . . . . .	HU
HENDRIX COLLEGE . . . . .	HC
JOHN BROWN UNIVERSITY . . . . .	JBU
OUACHITA BAPTIST UNIVERSITY . . . . .	OBU
PHILANDER SMITH COLLEGE . . . . .	PSC
SOUTHERN BAPTIST COLLEGE . . . . .	SBC
UNIVERSITY OF THE OZARKS . . . . .	UO

---

### INDEPENDENT TWO-YEAR

CROWLEY'S RIDGE COLLEGE . . . . .	CRC
SHORTER COLLEGE . . . . .	SC

---