

DOCUMENT RESUME

ED 368 234

HE 027 129

TITLE Annual Summary Report of Degrees Granted by Arkansas Institutions of Higher Education, 1988-89.

INSTITUTION Arkansas State Dept. of Higher Education, Little Rock.

PUB DATE Apr 90

NOTE 193p.; For 1987-88, 1989-91 reports, see HE 027 128-131.

PUB TYPE Statistical Data (110)

EDRS PRICE MF01/PC08 Plus Postage.

DESCRIPTORS Associate Degrees; Bachelors Degrees; \*Degrees (Academic); Doctoral Degrees; \*Educational Trends; Higher Education; Intellectual Disciplines; Masters Degrees; Private Colleges; State Colleges; Tables (Data); Teacher Education; Two Year Colleges

IDENTIFIERS \*Arkansas


ABSTRACT

This document offers a summary report of degrees granted at Arkansas state and independent higher education institutions for 1988-89 and highlights trends over a 5 year period. A summary section notes that total degrees conferred numbered 11,769, an increase of 326 from the previous year. The increase was caused by a rise in baccalaureate degrees granted at public institutions. Education continued to account for the largest number of Masters degrees. Doctoral degrees have declined over the past 4 years with most doctoral degrees granted in education and life sciences. Of first professional degrees, 343 were conferred, a decrease of 7 percent from the previous year due in part to a decrease in law school graduates. A special analysis of education degrees finds that implementation of new state public school standards has created demand for teachers trained in mathematics, foreign languages, and the sciences. Despite this demand, a large portion of education degrees continue to be awarded in physical education and elementary education. Appendix A lists degrees granted by public and private institutions 1984-85 to 1988-89. Appendix B contains tables showing degrees and awards conferred in 1988-89 by two-year institutions, degrees granted by four-year state institutions, and degrees granted by independent institutions in 1988-89. Appendix C and D provide a glossary and list of institutional names and abbreviations. (JB)

\*\*\*\*\*  
 \* Reproductions supplied by EDRS are the best that can be made \*  
 \* from the original document. \*  
 \*\*\*\*\*

ED 368 234

AE 027 129



**ANNUAL SUMMARY REPORT OF DEGREES GRANTED BY  
ARKANSAS INSTITUTIONS OF HIGHER EDUCATION,  
1988-89**

**APRIL 1990**

"PERMISSION TO REPRODUCE THIS  
MATERIAL HAS BEEN GRANTED BY

Arkansas Dept of

Higher Education

TO THE EDUCATIONAL RESOURCES  
INFORMATION CENTER (ERIC)."

U.S. DEPARTMENT OF EDUCATION  
Office of Educational Research and Improvement  
EDUCATIONAL RESOURCES INFORMATION  
CENTER (ERIC)

This document has been reproduced as  
received from the person or organization  
originating it.  
 Minor changes have been made to improve  
reproduction quality.

• Points of view or opinions stated in this docu-  
ment do not necessarily represent official  
OERI position or policy.

**Arkansas Department of Higher Education**

**1220 West Third Street, Little Rock, Arkansas 72201 (501) 371-1441**



# Arkansas Department of Higher Education

1220 West Third Street

Little Rock, Arkansas 72201-1904

(501) 371-1441

## ANNUAL SUMMARY REPORT OF DEGREES GRANTED BY ARKANSAS INSTITUTIONS OF HIGHER EDUCATION, 1988-89

APRIL 1990

## TABLE OF CONTENTS

	<u>Page</u>
List of Figures .....	ii
List of Tables .....	iii
Degrees Granted and Other Formal Awards Conferred: Summary Tables .....	1
Annual Summary of Completions .....	19
Five-Year Trend at Arkansas Public Colleges and Universities .....	21
Degrees Granted in Education at Arkansas Colleges and Universities ...	29
I. Bachelor's Degrees in Education .....	29
II. Bachelor's Degrees in Physical Education .....	30
III. Master's Degrees in Education .....	30
IV. Doctoral Awards in Education .....	31
 Appendix A:	
Degrees Granted and Other Formal Awards Conferred by Arkansas Public Colleges and Universities, 1984-85 Through 1988-89 .....	35
Degrees Granted and Other Formal Awards Conferred by Arkansas Independent Colleges and Universities, 1984-85 Through 1988-89 ...	71
 Appendix B:	
Degrees Granted and Other Formal Awards Conferred in 1988-89 by Two-Year Public Institutions .....	87
Degrees Granted and Other Formal Awards Conferred in 1988-89 by Four-Year Public Institutions .....	97
Degrees Granted and Other Formal Awards Conferred in 1988-89 by Independent Colleges and Universities .....	125
 Appendix C:	
Glossary .....	143
 Appendix D:	
Institutional Names and Abbreviations .....	147

## LIST OF FIGURES

<u>Figures</u>	<u>Page</u>
1. Total Degrees and Other Formal Awards Conferred by Arkansas Institutions, 1984-85 Through 1988-1989 .....	22
2. Total Degrees and Other Formal Awards Conferred by Arkansas Public Institutions, 1984-85 Through 1988-1989 .....	22
3. Associate Degrees Granted by Arkansas Public Institutions, 1984-85 Through 1988-89 .....	23
4. Bachelor's Degrees Granted by Arkansas Public Institutions, 1984-85 Through 1988-89 .....	24
5. Master's Degrees Granted by Arkansas Public Institutions, 1984-85 Through 1988-89 .....	25
6. Doctoral Degrees Granted by Arkansas Public Institutions, 1984-85 Through 1988-89 .....	26
7. First Professional Degrees Granted by Arkansas Public Institutions, 1984-85 Through 1988-89.....	27
8. Bachelor's Degrees in Education as a Percent of Bachelor's Degrees in Arkansas Higher Education, 1985-89 .....	28
9. Bachelor's Degrees in Physical Education as a Percent of Bachelor's Degrees in Teacher Education at Public Universities .....	30
10. Master's Degrees Awarded in Education as a Percent of Total Master's Degrees in Arkansas Higher Education, 1985-89 .....	31
11. Doctoral Degrees in Education as a Percent of Total Doctoral Degrees in Arkansas Higher Education, 1985-1989 .....	32
12. Distribution of Education and Non-Education Degrees Granted by Level at Arkansas Institutions, 1988-89 .....	33

## LIST OF TABLES

<u>Tables</u>	<u>Page</u>
1. Degrees Granted and Other Formal Awards Conferred by Arkansas Institutions, 1984-85 Through 1988-89 .....	3
2. Summary of Certificates Conferred by Arkansas Colleges and Universities, 1984-85 Through 1988-89 .....	4
3. Summary of Associate Degrees Conferred by Arkansas Colleges and Universities, 1984-85 Through 1988-89 .....	5
4. General Education Associate Degrees Granted by Arkansas State-Supported Two-Year Institutions, 1984-85 Through 1988-89.....	6
5. Summary of Bachelor's Degrees Conferred by Arkansas Colleges and Universities, 1984-85 Through 1988-89 .....	7
6. Summary of Master's Degrees Conferred by Arkansas Colleges and Universities, 1984-85 Through 1988-89 .....	8
7. Summary of Specialist and Intermediate Degrees Conferred by Arkansas Colleges and Universities, 1984-85 Through 1988-89 .....	8
8. Summary of Doctoral Degrees Conferred by Arkansas Colleges and Universities, 1984-85 Through 1988-89 .....	9
9. Summary of First Professional Degrees Conferred by Arkansas Colleges and Universities, 1984-85 Through 1988-89 .....	9
10. Undergraduate Degrees Granted at Arkansas Public Colleges and Universities by Discipline and Type, 1988-89 .....	10
11. Degrees Granted at Arkansas Independent Colleges and Universities by Discipline and Type, 1988-89 .....	12
12. Undergraduate Degrees Granted at Arkansas Public and Independent Institutions by Discipline and Type, 1988-89 .....	14
13. Graduate Degrees Granted at Arkansas Public Colleges and Universities by Discipline and Type, 1988-89 .....	16
14. Annual Summary of Completions: Degrees Granted and Other Formal Awards Conferred by Arkansas Colleges and Universities, 1988-89.....	21
15. Academic Disciplines With Largest Number of Associate Degrees, Arkansas Public Four- and Two-Year Institutions, 1986-87 Through 1988-89 .....	23
16. Academic Disciplines With Largest Number of Bachelor's Degrees, Arkansas Public Four-Year Institutions, 1986-87 Through 1988-89 .....	24

17.	Academic Disciplines With Largest Number of Master's Degrees, Arkansas Public Four-Year Institutions, 1986-87 Through 1988-89 .....	25
18.	Academic Disciplines With Largest Number of Doctoral Degrees, Arkansas Public Four-Year Institutions, 1986-87 Through 1988-89 .....	26
19.	Education Degrees Granted by Arkansas Colleges and Universities.....	29

**Appendix A**  
**Table**

	<u>Page</u>
A-1. Certificates Conferred by Arkansas Public Two-Year Institutions, From 1984-85 Through 1988-89 .....	37
A-2. Associate Degrees Conferred by Arkansas Public Two-Year Institutions, From 1984-85 Through 1988-89 .....	40
A-3. Certificates Conferred by Arkansas Public Four-Year Institutions, From 1984-85 Through 1988-89 .....	45
A-4. Associate Degrees Conferred by Arkansas Public Four-Year Institutions, From 1984-85 Through 1988-89 .....	46
A-5. Bachelor's Degrees Conferred by Arkansas Public Four-Year Institutions, From 1984-85 Through 1988-89 .....	49
A-6. Post-Baccalaureate Certificates Conferred by Arkansas Public Four-Year Institutions, From 1984-85 Through 1988-89 .....	60
A-7. Master's Degrees Conferred by Arkansas Public Four-Year Institutions, From 1984-85 Through 1988-89 .....	61
A-8. Specialist Degrees Conferred by Arkansas Public Four-Year Institutions, From 1984-85 Through 1988-89 .....	67
A-9. Intermediate Degrees Conferred by Arkansas Public Four-Year Institutions, From 1984-85 Through 1988-89 .....	67
A-10. Doctoral Degrees Conferred by Arkansas Public Four-Year Institutions, From 1984-85 Through 1988-89 .....	68
A-11. First-Professional Degrees Conferred by Arkansas Public Four-Year Institutions, From 1984-85 Through 1988-89 .....	69
A-12. Post-First-Professional Degrees Conferred by Arkansas Public Four-Year Institutions, From 1984-85 Through 1988-89 .....	69
A-13. Certificates Conferred by Arkansas Independent Two-Year Institutions, From 1984-85 Through 1988-89 .....	73
A-14. Associate Degrees Conferred by Arkansas Independent Two-Year Institutions, From 1984-85 Through 1988-89 .....	73
A-15. Certificates Conferred by Arkansas Independent Four-Year Institutions, From 1984-85 Through 1988-89 .....	74

A-16.	Associate Degrees Conferred by Arkansas Independent Four-Year Institutions, From 1984-85 Through 1988-89 .....	75
A-17.	Bachelor's Degrees Conferred by Arkansas Independent Four-Year Institutions, From 1984-85 Through 1988-89 .....	77
A-18.	Master's Degrees Conferred by Arkansas Independent Four-Year Institutions, From 1984-85 Through 1988-89 .....	85

**Appendix B**  
**Table**

	<u>Page</u>
B-1. Certificates Conferred Between July 1, 1988 and June 30, 1989 for Two-Year Public Institutions .....	89
B-2. Associate Degrees Conferred Between July 1, 1988 and June 30, 1989 for Two-Year Public Institutions .....	92
B-3. Certificates Conferred Between July 1, 1988 and June 30, 1989 for Four-Year Public Institutions .....	99
B-4. Associate Degrees Conferred Between July 1, 1988 and June 30, 1989 for Four-Year Public Institutions .....	100
B-5. Bachelor's Degrees Conferred Between July 1, 1988 and June 30, 1989 for Four-Year Public Institutions .....	103
B-6. Post-Baccalaureate Certificates Conferred Between July 1, 1988 and June 30, 1989 for Four-Year Public Institutions .....	111
B-7. Master's Degrees Conferred Between July 1, 1988 and June 30, 1989 for Four-Year Public Institutions .....	113
B-8. Specialist Degrees Conferred Between July 1, 1988 and June 30, 1989 for Four-Year Public Institutions .....	120
B-9. Doctoral Degrees Conferred Between July 1, 1988 and June 30, 1989 for Four-Year Public Institutions .....	121
B-10. First Professional Degrees Granted Between July 1, 1988 and June 30, 1989 for Four-Year Public Institutions .....	123
B-11. Associate Degrees Conferred Between July 1, 1988 and June 30, 1989 for Two-Year Independent Institutions .....	127
B-12. Certificates Conferred Between July 1, 1988 and June 30, 1989 for Four-Year Independent Institutions .....	129
B-13. Associate Degrees Conferred Between July 1, 1988 and June 30, 1989 for Four-Year Independent Institutions .....	130
B-14. Bachelor's Degrees Conferred Between July 1, 1988 and June 30, 1989 for Four-Year Independent Institutions .....	133
B-15. Master's Degrees Conferred Between July 1, 1988 and June 30, 1989 for Four-Year Independent Institutions .....	140



DEGREES GRANTED AND OTHER FORMAL AWARDS CONFERRED:  
SUMMARY TABLES

TABLE 1. DEGREES GRANTED AND OTHER FORMAL AWARDS CONFERRED BY ARKANSAS INSTITUTIONS, 1984-85 THROUGH 1988-89

INSTITUTION	1984-85	1985-86	1986-87	1987-88	1988-89
<b>STATE INSTITUTIONS</b>					
Two-Year Certificate Associate	222 1,240	185 1,188	138 1,175	157 1,219	168 1,227
Four-Year Certificate Associate	23 458	10 402	19 438	16 372	13 427
Bachelor's	5,760	5,833	5,467	5,636	5,813
Post-Bachelor's	12	14	14	14	14
Master's	1,576	1,676	1,707	1,626	1,689
Specialist	48	34	40	91	62
Intermediate	1	0	1	0	1
Doctoral	128	134	112	101	96
First-Professional	354	355	319	369	343
Post First-Professional	197	220	189	200	228
<b>Subtotal</b>	<b>10,019</b>	<b>10,051</b>	<b>9,619</b>	<b>9,801</b>	<b>10,081</b>
<b>INDEPENDENT INSTITUTIONS</b>					
Certificate Associate	5 132	6 114	1 108	3 159	2 111
Bachelor's	1,391	1,462	1,399	1,379	1,490
Master's	108	81	95	101	85
<b>Subtotal</b>	<b>1,636</b>	<b>1,663</b>	<b>1,603</b>	<b>1,642</b>	<b>1,688</b>
<b>ALL INSTITUTIONS</b>					
Certificate Associate	250 1,830	201 1,704	158 1,721	176 1,750	183 1,765
Bachelor's	7,151	7,295	6,866	7,015	7,303
Post-Bachelor's	12	14	14	14	14
Master's	1,684	1,757	1,802	1,727	1,774
Specialist	48	34	40	91	62
Intermediate	1	0	1	0	1
Doctoral	128	134	112	101	96
First-Professional	354	355	319	369	343
Post First-Professional	197	220	189	200	228
<b>TOTAL DEGREES GRANTED</b>	<b>11,655</b>	<b>11,714</b>	<b>11,222</b>	<b>11,443</b>	<b>11,769</b>

1. Includes master's degrees granted by UAF in Operations Management at military bases and in Instrumentation Science at UALR.

2. Includes doctoral degrees granted by UAF in Instrumentation Science at UALR and in Life Sciences at UAMS.

TABLE 2. SUMMARY OF CERTIFICATES CONFERRED BY ARKANSAS COLLEGES AND UNIVERSITIES, 1984-85 THROUGH 1988-89

INSTITUTION	1984-85	1985-86	1986-87	1987-88	1988-89
<b>STATE TWO-YEAR</b>					
ASUB	3	0	1	2	1
EACC	18	13	8	11	11
GCCC	9	16	4	17	41
MCCC	0	3	2	1	0
NACC	0	0	0	0	0
PCCC	54	54	43	45	23
RMCC	27	18	3	16	15
SAUE	1	1	1	1	0
SAUT	10	5	8	0	5
WCC	100	75	68	64	72
Subtotal	222	185	138	157	168
<b>STATE FOUR-YEAR</b>					
ASUJ	0	0	0	0	0
ATU	0	0	0	1	0
HSU	23	10	19	15	-
UALR	-	-	-	-	0
UAMS	-	-	-	-	13
UAPB	0	0	0	0	0
Subtotal	23	10	19	16	13
<b>INDEPENDENT TWO-YEAR</b>					
CRC	1	-	-	-	-
Subtotal	1	-	-	-	-
<b>INDEPENDENT FOUR-YEAR</b>					
ABC	1	1	1	1	-
AC	-	-	-	-	2
CBC	1	1	0	0	0
OBU	2	0	0	0	0
SBC	0	4	0	0	0
UO	0	0	0	2	0
Subtotal	4	6	1	3	2
<b>TOTAL</b>	<b>250</b>	<b>201</b>	<b>158</b>	<b>176</b>	<b>183</b>

TABLE 3. SUMMARY OF ASSOCIATE DEGREES CONFERRED BY ARKANSAS COLLEGES AND UNIVERSITIES, 1984-85 THROUGH 1988-89

INSTITUTION	1984-85	1985-86	1986-87	1987-88	1988-89
<b>STATE TWO-YEAR</b>					
ASUB	89	104	100	122	139
EACC	97	97	105	102	103
GCCC	135	136	132	164	134
MCCC	123	140	148	121	126
NACC	152	134	125	157	144
PCCC	138	129	93	110	87
RMCC	13	14	23	45	20
SAUE	57	54	63	58	84
SAUT	122	78	83	67	109
WCC	314	302	303	273	281
Subtotal	1,240	1,188	1,175	1,219	1,227
<b>STATE FOUR-YEAR</b>					
ASUJ	73	76	100	76	103
ATU	15	14	22	12	18
HSU	9	9	13	6	10
SAUM	50	40	53	34	41
UAF	74	62	52	48	51
UALR	128	114	127	128	110
UAM	29	34	20	27	25
UAMS	49	41	25	15	39
UAPB	2	2	1	3	4
UCA	29	10	25	23	26
Subtotal	458	402	438	372	427
<b>INDEPENDENT TWO-YEAR</b>					
CRC	24	15	16	15	16
SC	8	14	15	16	16
Subtotal	32	29	31	31	32
<b>INDEPENDENT FOUR-YEAR</b>					
ABC	0	0	1	2	1
CBC	7	7	7	59	13
HU	14	11	3	6	6
JBU	17	19	13	15	10
SBC	62	48	53	46	49
UO	0	0	0	0	0
Subtotal	100	85	77	128	79
<b>TOTAL</b>	<b>1,830</b>	<b>1,704</b>	<b>1,721</b>	<b>1,750</b>	<b>1,765</b>

TABLE 4. GENERAL EDUCATION\* ASSOCIATE DEGREES GRANTED BY ARKANSAS STATE-SUPPORTED TWO-YEAR INSTITUTIONS, 1984-85 THROUGH 1988-89

INSTITUTION	1984-85	1985-86	1986-87	1987-88	1988-89
<b>STATE TWO-YEAR</b>					
ASUB	85	99	100	122	85
EACC	51	38	51	53	61
GCCC	41	48	41	52	39
MCCC	73	83	85	67	70
NACC	94	95	84	98	100
PCCC	18	23	23	18	20
RMCC	5	7	14	27	10
SAUE	41	36	45	36	60
SAUT	6	4	6	4	6
WCC	96	88	111	112	109
<b>TOTAL</b>	<b>510</b>	<b>521</b>	<b>560</b>	<b>589</b>	<b>560</b>

\* General Education includes all degrees granted in CIP Code 24 for two-year public institutions.

TABLE 5. SUMMARY OF BACHELOR'S DEGREES CONFERRED BY ARKANSAS COLLEGES AND UNIVERSITIES, 1984-85 THROUGH 1988-89

INSTITUTION	1984-85	1985-86	1986-87	1987-88	1988-89
<b>STATE FOUR-YEAR</b>					
ASUJ	955	989	922	923	951
ATU	436	446	468	404	484
HSU	343	315	319	334	392
SAUM	286	216	256	245	239
UAF	1,852	1,807	1,655	1,631	1,700
UALR	524	634	650	705	701
U/M	212	228	150	208	200
UAMS	179	202	194	205	157
UAPB	250	272	200	283	257
UCA	723	724	653	698	732
<b>Subtotal</b>	<b>5,760</b>	<b>5,833</b>	<b>5,467</b>	<b>5,636</b>	<b>5,813</b>
<b>INDEPENDENT FOUR-YEAR</b>					
ABC	20	27	18	16	18
AC	74	90	105	87	83
CBC	8	7	10	4	9
HU	210	192	210	206	542
HC	506	531	533	509	246
JBU	118	106	115	151	128
OBU	252	232	201	231	214
PSC	76	84	68	69	79
SBC	0	22	12	15	30
UO	127	171	127	91	141
<b>Subtotal</b>	<b>1,391</b>	<b>1,462</b>	<b>1,399</b>	<b>1,379</b>	<b>1,490</b>
<b>TOTAL</b>	<b>7,151</b>	<b>7,295</b>	<b>6,866</b>	<b>7,015</b>	<b>7,303</b>

TABLE 6. SUMMARY OF MASTER'S DEGREES CONFERRED BY ARKANSAS COLLEGES AND UNIVERSITIES, 1984-85 THROUGH 1988-89

INSTITUTION	1984-85	1985-86	1986-87	1987-88	1988-89
<b>STATE FOUR-YEAR</b>					
ASUJ	257	333	301	318	352
ATU	44	73	49	58	51
HSU	73	76	117	84	74
SAUM	31	27	28	26	20
UAF*	777	784	750	675	724
UALR	180	174	209	202	209
UAMS	36	35	35	47	50
UCA	178	174	218	216	209
<b>Subtotal</b>	<b>1,576</b>	<b>1,676</b>	<b>1,707</b>	<b>1,626</b>	<b>1,689</b>
* Includes degrees granted in Operations Management at military bases and in Instrumentation Science at UALR.					
<b>INDEPENDENT FOUR-YEAR</b>					
CBC	3	1	1	1	0
HU	40	47	48	68	62
OBU	65	33	46	32	23
<b>Subtotal</b>	<b>108</b>	<b>81</b>	<b>95</b>	<b>101</b>	<b>85</b>
<b>TOTAL</b>	<b>1,684</b>	<b>1,757</b>	<b>1,802</b>	<b>1,727</b>	<b>1,774</b>

TABLE 7. SUMMARY OF SPECIALIST AND INTERMEDIATE DEGREES CONFERRED BY COLLEGES AND UNIVERSITIES, 1984-85 THROUGH 1988-89

INSTITUTION	1984-85	1985-86	1986-87	1987-88	1988-89
<b>STATE FOUR-YEAR</b>					
ASUJ	18	13	16	15	24
UAF	31	19	22	19	22
UALR	-	-	2	47	1
UCA	0	2	1	10	15
<b>TOTAL</b>	<b>49</b>	<b>34</b>	<b>41</b>	<b>91</b>	<b>62</b>

TABLE 8. SUMMARY OF DOCTORAL DEGREES CONFERRED BY ARKANSAS COLLEGES AND UNIVERSITIES, 1984-85 THROUGH 1988-89

INSTITUTION	1984-85	1985-86	1986-87	1987-88	1988-89
STATE FOUR-YEAR					
UAF *	128	134	112	101	96
TOTAL *	128	134	112	101	96

\* Includes doctoral degrees granted by UAF in Instrumentation Science at UALR and in Life Sciences at UAMS.

TABLE 9. SUMMARY OF FIRST PROFESSIONAL DEGREES CONFERRED BY ARKANSAS COLLEGES AND UNIVERSITIES, 1984-85 THROUGH 1988-89

INSTITUTION	1984-85	1985-86	1986-87	1987-88	1988-89
STATE FOUR-YEAR					
UAF - LAW	128	125	111	135	120
UALR - LAW	97	102	83	112	98
UAMS - MEDICINE	129	128	125	122	125
TOTAL	354	355	319	369	343



TABLE 10. UNDERGRADUATE DEGREES GRANTED AT ARKANSAS PUBLIC COLLEGES AND UNIVERSITIES BY DISCIPLINE AND TYPE, 1988-89

CIP Code	Discipline	Certificates		Associate		Bachelor's		Total	
		Number	Percent	Number	Percent	Number	Percent	Number	Percent
01	Agribusiness & Agric. Production	0	0.00%	0	0.00%	81	1.39%	81	1.06%
02	Agricultural Sciences	-	-	0	0.00%	61	1.05%	61	0.80%
03	Renewable Natural Resources	-	-	-	-	41	0.71%	41	0.54%
04	Architecture & Environ. Design	-	-	-	-	37	0.64%	37	0.48%
05	Area and Ethnic Studies	-	-	-	-	-	-	-	-
06	Business and Management	0	0.00%	49	2.96%	1,571	27.03%	1,620	21.18%
07	Business and Office	57	31.49%	185	11.19%	78	1.34%	320	4.18%
08	Marketing and Distribution	0	0.00%	96	5.80%	-	-	96	1.26%
09	Communications	-	-	-	-	260	4.47%	269	3.40%
10	Communication Technologies	0	0.00%	-	-	-	-	0	0.00%
11	Computer & Information Sciences	-	-	3	0.18%	208	3.58%	211	2.76%
12	Cons., Pers., & Misc. Services	6	3.31%	0	0.00%	-	-	6	0.08%
13	Education	-	-	4	0.24%	1,339	23.03%	1,343	17.56%
14	Engineering	-	-	-	-	313	5.38%	313	4.09%
15	Engr. & Engr. - Related Tech.	5	2.76%	120	7.26%	44	0.76%	169	2.21%
16	Foreign Languages	-	-	-	-	24	0.41%	24	0.31%
17	Allied Health	65	35.91%	93	5.62%	98	1.69%	256	3.35%
18	Health Sciences	-	-	407	24.61%	303	5.21%	710	9.28%
19	Home Economics	0	0.00%	-	-	56	0.96%	56	0.73%
20	Vocational Home Economics	0	0.00%	1	0.06%	-	-	1	0.01%
21	Industrial Arts	-	-	6	0.36%	-	-	6	0.08%
22	Law	-	-	0	0.00%	-	-	0	0.00%
23	Letters	-	-	-	-	121	2.08%	121	1.58%
24	Liberal/General Studies	-	-	599	36.22%	52	0.89%	651	8.51%
25	Library & Archival Sciences	-	-	-	-	-	-	-	-

(cont.)  
 TABLE 10. UNDERGRADUATE DEGREES GRANTED AT ARKANSAS PUBLIC COLLEGES AND UNIVERSITIES BY DISCIPLINE AND TYPE, 1968-69

CIP Code	Discipline	Certificates		Associate		Bachelor's		Total
		Number	Percent	Number	Percent	Number	Percent	
26	Life Sciences	-	-	-	-	147	2.53%	147
27	Mathematics	-	-	-	-	56	0.96%	56
28	Military Sciences	-	-	-	-	-	-	-
29	Military Technologies	-	-	-	-	-	-	-
30	Multi/Interdisciplinary Studies	-	-	-	-	35	0.60%	35
31	Parks & Recreation	-	-	-	-	23	0.40%	23
32	Basic Skills	-	-	-	-	-	-	-
36	Leisure and Recreational Activities	-	-	-	-	-	-	-
38	Philosophy & Religion	-	-	-	-	5	0.09%	5
39	Theology	-	-	-	-	-	-	-
40	Physical Sciences	-	-	-	-	92	1.58%	92
41	Science Technologies	-	-	-	-	-	-	-
42	Psychology	-	-	-	-	168	2.89%	168
43	Protective Services	2	1.10%	41	2.48%	78	1.34%	121
44	Public Affairs	-	-	0	0.00%	99	1.70%	99
45	Social Sciences	-	-	-	-	298	5.13%	298
46	Construction Trades	0	0.00%	0	0.00%	-	-	0
47	Mechanics and Repairers	25	13.81%	16	0.97%	-	-	41
48	Precision Production	21	11.60%	34	2.06%	4	0.07%	59
49	Transportation & Material Moving	0	0.00%	-	-	5	0.09%	5
50	Visual & Performing Arts	0	0.00%	0	0.00%	116	2.00%	116
TOTALS		181	100.00%	1,654	100.00%	5,813	100.00%	7,648
Column Totals as Percentage of Grand Total			2.37%		21.63%		76.01%	100.00%

Column percents may not total 100% due to rounding.



TABLE 11. DEGREES GRANTED AT ARKANSAS INDEPENDENT COLLEGES AND UNIVERSITIES BY DISCIPLINE AND TYPE, 1988-89

CIP Code	Discipline	Certificates		Associate		Bachelor's		Total Undergrad.		Master's	
		Number	Percent	Number	Percent	Number	Percent	Number	Percent	Number	Percent
01	Agribusiness & Agric. Production	-	-	-	-	-	-	-	-	-	-
02	Agricultural Sciences	-	-	-	-	-	-	-	-	-	-
03	Renewable Natural Resources	-	-	-	-	-	-	-	-	-	-
04	Architecture & Environ. Design	-	-	-	-	1	0.07%	1	0.06%	-	-
05	Area and Ethnic Studies	-	-	-	-	1	0.07%	1	0.06%	-	-
06	Business and Management	-	-	12	10.81%	400	26.85%	412	25.70%	11	12.94%
07	Business and Office	2	100.00%	12	10.81%	14	0.94%	28	1.75%	-	-
08	Marketing and Distribution	-	-	0	0.00%	8	0.54%	8	0.50%	-	-
09	Communications	-	-	1	0.90%	63	4.23%	64	3.99%	-	-
10	Communication Technologies	-	-	1	0.90%	-	-	1	0.06%	-	-
11	Computer & Information Sciences	-	-	1	0.90%	20	1.34%	21	1.31%	-	-
12	Cons., Pers., & Misc. Services	-	-	-	-	-	-	-	-	-	-
13	Education	-	-	0	0.00%	323	21.68%	323	20.15%	74	87.06%
14	Engineering	-	-	-	-	7	0.47%	7	0.44%	-	-
15	Engr. & Engr. - Related Tech.	-	-	0	0.00%	4	0.27%	4	0.25%	-	-
16	Foreign Languages	-	-	-	-	10	0.67%	10	0.62%	-	-
17	Allied Health	-	-	-	-	4	0.27%	4	0.25%	-	-
18	Health Sciences	-	-	-	-	34	2.28%	34	2.12%	-	-
19	Home Economics	-	-	-	-	19	1.28%	19	1.19%	-	-
20	Vocational Home Economics	-	-	0	0.00%	0	0.00%	0	0.00%	-	-
21	Industrial Arts	-	-	0	0.00%	-	-	0	0.00%	-	-
22	Law	-	-	-	-	-	-	-	-	-	-
23	Letters	-	-	-	-	31	2.08%	31	1.93%	-	-
24	Liberal/General Studies	-	-	71	63.96%	10	0.67%	81	5.05%	-	-
25	Library & Archival Sciences	-	-	-	-	-	-	-	-	-	-



(cont.)  
 TABLE 11. DEGREES GRANTED AT ARKANSAS INDEPENDENT COLLEGES AND UNIVERSITIES BY DISCIPLINE AND TYPE, 1980-89

CIP Code	Discipline	Certificates		Associate		Bachelor's		Total Undergrad.		Master's	
		Number	Percent	Number	Percent	Number	Percent	Number	Percent	Number	Percent
26	Life Sciences	-	-	-	-	81	5.44%	81	5.05%	-	-
27	Mathematics	-	-	-	-	30	2.01%	30	1.87%	-	-
28	Military Sciences	-	-	-	-	-	-	-	-	-	-
29	Military Technologies	-	-	-	-	-	-	-	-	-	-
30	Multi/Interdisciplinary Studies	-	-	0	0.00%	10	0.67%	10	0.62%	-	-
31	Parks & Recreation	-	-	-	-	-	-	-	-	-	-
32	Basic Skills	-	-	-	-	-	-	-	-	-	-
36	Leisure and Recreational Activities	0	0.00%	0	0.00%	-	-	0	0.00%	-	-
38	Philosophy & Religion	-	-	-	-	10	0.67%	10	0.62%	-	-
39	Theology	-	-	3	2.70%	89	5.97%	92	5.74%	-	-
40	Physical Sciences	-	-	-	-	33	2.21%	33	2.06%	-	-
41	Science Technologies	-	-	-	-	-	-	-	-	-	-
42	Psychology	-	-	-	-	65	4.36%	65	4.05%	-	-
43	Protective Services	-	-	0	0.00%	-	-	-	-	-	-
44	Public Affairs	-	-	0	0.00%	39	2.62%	39	2.43%	-	-
45	Social Sciences	-	-	2	1.80%	136	9.13%	138	8.61%	-	-
46	Construction Trades	-	-	1	0.90%	-	-	-	0.06%	-	-
47	Mechanics and Repairers	-	-	-	-	-	-	-	-	-	-
48	Precision Production	-	-	-	-	0	0.00%	0	0.00%	-	-
49	Transportation & Material Moving	-	-	-	-	-	-	-	-	-	-
50	Visual & Performing Arts	-	-	7	6.31%	48	3.22%	55	3.43%	-	-
TOTALS		2	100.00%	111	100.00%	1,490	100.00%	1,603	100.00%	85	100.00%
Column Totals as Percentage of Grand Total			0.19%		10.32%		89.48%		100.00%		

Column percents may not total 100% due to rounding.

TABLE 12. UNDERGRADUATE DEGREES GRANTED AT ARKANSAS PUBLIC AND INDEPENDENT INSTITUTIONS BY DISCIPLINE AND TYPE, 1988-89

CIP Code	Discipline	Certificates		Associate		Bachelor's		Total	
		Number	Percent	Number	Percent	Number	Percent	Number	Percent
01	Agribusiness & Agric. Production	0	0.00%	0	0.00%	81	1.11%	81	1.05%
02	Agricultural Sciences	-	-	0	0.00%	61	0.84%	61	0.79%
03	Renewable Natural Resources	-	-	-	-	41	0.56%	41	0.53%
04	Architecture & Environ. Design	-	-	-	-	38	0.52%	38	0.49%
05	Area and Ethnic Studies	-	-	-	-	1	0.01%	1	0.01%
06	Business and Management	0	0.00%	61	3.46%	1,971	26.99%	2,032	26.23%
07	Business and Office	59	32.24%	197	11.16%	92	1.26%	348	4.49%
08	Marketing and Distribution	0	0.00%	96	5.44%	8	0.11%	104	1.34%
09	Communications	-	-	1	0.06%	323	4.42%	324	4.18%
10	Communication Technologies	0	0.00%	1	0.06%	-	-	1	0.01%
11	Computer & Information Sciences	-	-	4	0.23%	228	3.12%	232	3.00%
12	Cons., Pers., & Misc. Services	6	3.28%	0	0.00%	-	-	6	0.08%
13	Education	-	-	4	0.23%	1,662	22.76%	1,666	21.51%
14	Engineering	-	-	-	-	320	4.38%	320	4.13%
15	Engr. & Engr. - Related Tech.	5	2.75%	120	6.80%	48	0.66%	173	2.23%
16	Foreign Languages	-	-	-	-	34	0.47%	34	0.44%
17	Allied Health	65	35.52%	93	5.27%	102	1.40%	260	3.36%
18	Health Sciences	-	-	407	23.06%	337	4.61%	744	9.60%
19	Home Economics	0	0.00%	-	-	75	1.03%	75	0.97%
20	Vocational Home Economics	0	0.00%	1	0.06%	0	0.00%	1	0.01%
21	Industrial Arts	-	-	6	0.34%	-	-	6	0.08%
22	Law	-	-	0	0.00%	-	-	0	0.00%
23	Letters	-	-	-	-	152	2.08%	152	1.96%
24	Liberal/General Studies	-	-	670	37.96%	62	0.85%	732	9.45%
25	Library & Archival Sciences	-	-	-	-	-	-	-	-



(cont.)  
 TABLE 12. UNDERGRADUATE DEGREES GRANTED AT ARKANSAS PUBLIC AND INDEPENDENT INSTITUTIONS BY DISCIPLINE AND TYPE, 1968-69

CIP Code	Discipline	Certificates		Associate		Bachelor's		Total
		Number	Percent	Number	Percent	Number	Percent	
26	Life Sciences	-	-	-	-	228	3.12%	228
27	Mathematics	-	-	-	-	86	1.18%	86
28	Military Sciences	-	-	-	-	-	-	-
29	Military Technologies	-	-	-	-	-	-	-
30	Multi/Interdisciplinary Studies	-	-	0	0.00%	45	0.62%	45
31	Parks & Recreation	-	-	-	-	23	0.31%	23
32	Basic Skills	-	-	-	-	-	-	-
36	Leisure and Recreational Activities	0	0.00%	0	0.00%	-	-	0
38	Philosophy & Religion	-	-	-	-	15	0.21%	15
39	Theology	-	-	3	0.17%	89	1.22%	92
40	Physical Sciences	-	-	-	-	125	1.71%	125
41	Science Technologies	-	-	-	-	-	-	-
42	Psychology	-	-	-	-	233	3.19%	233
43	Protective Services	2	1.07%	41	2.32%	78	1.07%	121
44	Public Affairs	-	-	0	0.00%	138	1.89%	138
45	Social Sciences	-	-	2	0.11%	434	5.94%	436
46	Construction Trades	0	0.00%	1	0.06%	-	-	1
47	Mechanics and Repairers	25	13.66%	16	0.91%	-	-	41
48	Precision Production	21	11.48%	34	1.93%	4	0.05%	59
49	Transportation & Material Moving	0	0.00%	-	-	5	0.07%	5
50	Visual & Performing Arts	0	0.00%	7	0.40%	164	2.25%	171
TOTALS		183	100.00%	1,765	100.00%	7,303	100.00%	9,251
Column Totals as Percentage of Grand Total			1.97%		19.57%		78.46%	100.00%

Column percents may not total 100% due to rounding.



TABLE 13. GRADUATE DEGREES GRANTED AT ARKANSAS PUBLIC COLLEGES AND UNIVERSITIES BY DISCIPLINE AND TYPE, 1968-69

CIP Code	Discipline	Master's		Intermediate		Specialist		Doctoral		First Professional		Total	
		Number	Percent	Number	Percent	Number	Percent	Number	Percent	Number	Percent	Number	Percent
01	Agribusiness & Agric. Production	14	0.83%	-	-	-	-	-	-	-	-	14	0.64%
02	Agricultural Sciences	46	2.72%	-	-	-	-	9	9.38%	-	-	55	2.51%
03	Renewable Natural Resources	-	-	-	-	-	-	-	-	-	-	-	-
04	Architecture & Environ. Design	-	-	-	-	-	-	-	-	-	-	-	-
05	Area and Ethnic Studies	-	-	-	-	-	-	-	-	-	-	-	-
06	Business and Management	341	20.19%	-	-	-	-	14	14.58%	-	-	355	16.20%
07	Business and Office	-	-	-	-	-	-	-	-	-	-	-	-
08	Marketing and Distribution	-	-	-	-	-	-	-	-	-	-	-	-
09	Communications	26	1.54%	-	-	-	-	-	-	-	-	26	1.19%
10	Communication Technologies	-	-	-	-	-	-	-	-	-	-	-	-
11	Computer & Information Sciences	9	0.53%	-	-	-	-	-	-	-	-	9	0.41%
12	Cons., Pers., & Misc. Services	-	-	-	-	-	-	-	-	-	-	-	-
13	Education	795	47.07%	-	-	62	100.00%	32	33.33%	-	-	889	40.58%
14	Engineering	51	3.02%	-	-	-	-	6	6.25%	-	-	57	2.60%
15	Engr. & Engr. - Related Tech.	6	0.36%	-	-	-	-	0	0.00%	-	-	6	0.27%
16	Foreign Languages	10	0.59%	-	-	-	-	-	-	-	-	10	0.46%
17	Allied Health	24	1.42%	-	-	-	-	-	-	-	-	24	1.10%
18	Health Sciences	83	4.91%	-	-	-	-	-	-	125	36.44%	208	9.49%
19	Home Economics	7	0.41%	-	-	-	-	-	-	-	-	7	0.32%
20	Vocational Home Economics	0	0.00%	-	-	-	-	-	-	-	-	0	0.00%
21	Industrial Arts	-	-	-	-	-	-	-	-	-	-	-	-
22	Law	9	0.53%	-	-	-	-	-	-	218	63.56%	227	10.36%
23	Letters	38	2.25%	-	-	-	-	2	2.08%	-	-	40	1.83%
24	Liberal/General Studies	0	0.00%	-	-	-	-	-	-	-	-	0	0.00%
25	Library & Archival Sciences	2	0.12%	-	-	-	-	-	-	-	-	2	0.09%

(cont.)  
 TABLE 13. GRADUATE DEGREES GRANTED AT ARKANSAS PUBLIC COLLEGES AND UNIVERSITIES BY DISCIPLINE AND TYPE, 1968-69

CIP Code Discipline	Master's		Intermediate		Specialist		Doctoral		Professional		Total	
	Number	Percent	Number	Percent	Number	Percent	Number	Percent	Number	Percent	Number	Percent
26 Life Sciences	29	1.72%	-	-	-	-	15	15.63%	-	-	44	2.01%
27 Mathematics	12	0.71%	-	-	-	-	3	3.13%	-	-	15	0.68%
28 Military Sciences	-	-	-	-	-	-	-	-	-	-	-	-
29 Military Technologies	-	-	-	-	-	-	-	-	-	-	-	-
30 Multi/Interdisciplinary Studies	-	-	-	-	-	-	-	-	-	-	-	-
31 Parks & Recreation	3	0.18%	-	-	-	-	-	-	-	-	3	0.14%
32 Basic Skills	-	-	-	-	-	-	-	-	-	-	-	-
36 Leisure and Recreational Activities	-	-	-	-	-	-	-	-	-	-	-	-
38 Philosophy & Religion	1	0.06%	-	-	-	-	0	0.00%	-	-	1	0.05%
39 Theology	-	-	-	-	-	-	-	-	-	-	-	-
40 Physical Sciences	19	1.12%	-	-	-	-	6	6.25%	-	-	25	1.14%
41 Science Technologies	-	-	-	-	-	-	-	-	-	-	-	-
42 Psychology	41	2.43%	-	-	-	-	8	8.33%	-	-	49	2.24%
43 Protective Services	2	0.12%	-	-	-	-	-	-	-	-	2	0.09%
44 Public Affairs	55	3.26%	1	100.00%	-	-	-	-	-	-	56	2.56%
45 Social Sciences	46	2.72%	-	-	-	-	1	1.04%	-	-	47	2.15%
46 Construction Trades	-	-	-	-	-	-	-	-	-	-	-	-
47 Mechanics and Repairs	-	-	-	-	-	-	-	-	-	-	-	-
48 Precision Production	-	-	-	-	-	-	-	-	-	-	-	-
49 Transportation & Material Moving	-	-	-	-	-	-	-	-	-	-	-	-
50 Visual & Performing Arts	20	1.18%	-	-	-	-	-	-	-	-	20	0.91%
TOTALS	1,689	100.00%	1	100.00%	62	100.00%	96	100.00%	343	100.00%	2,191	100.00%
Column Totals as Percentage of Grand Total		74.35%		0.00%		4.16%		6.22%		16.87%		100.00%

Column percents may not total 100% due to rounding.  
 1. Includes degrees granted by UAF in Operations Management at Military Bases and in Instrumentation Science at UALR.  
 2. Does not include UAMS House Officer (Post-MD) degrees or post-baccalaureate Dietetic Internships at UAMS.  
 3. Includes degrees granted by UAF in Life Sciences through UAMS.





ANNUAL SUMMARY OF COMPLETIONS

**ANNUAL SUMMARY OF COMPLETIONS:  
DEGREES GRANTED AND OTHER FORMAL AWARDS  
CONFERRED BY ARKANSAS COLLEGES AND UNIVERSITIES, 1988-89**

Arkansas institutions of higher education conferred 11,769 degrees and other formal awards in 1988-89, the largest number ever awarded. This is an increase of 326 awards over the previous year and a 4.6% rise over the 1986-87 total. Baccalaureate degrees were primarily responsible for the increase, rising by 288 or 4% from 1987-88. The trend in completions (degrees and other awards) at all Arkansas institutions of higher education is shown in Figure 1.

The summary of 1988-89 completions by degree type for Arkansas public and independent institutions can be found in Table 14. Arkansas public institutions accounted for over 85% of all awards, conferring all doctoral and first professional degrees. Independent institutions continue to be strong at the baccalaureate level, awarding 1,490 bachelor's degrees in 1988-89, which represented over 88% of all completions in the independent sector.

The following section provides an analysis of various trends in degree-granting activities in Arkansas by degree level, particularly in public higher education. Illustrations include tables showing the academic disciplines with the highest degree productivity, graphics depicting five-year trends, and comparisons between Arkansas and the nation in regard to completions activity in certain discipline areas.

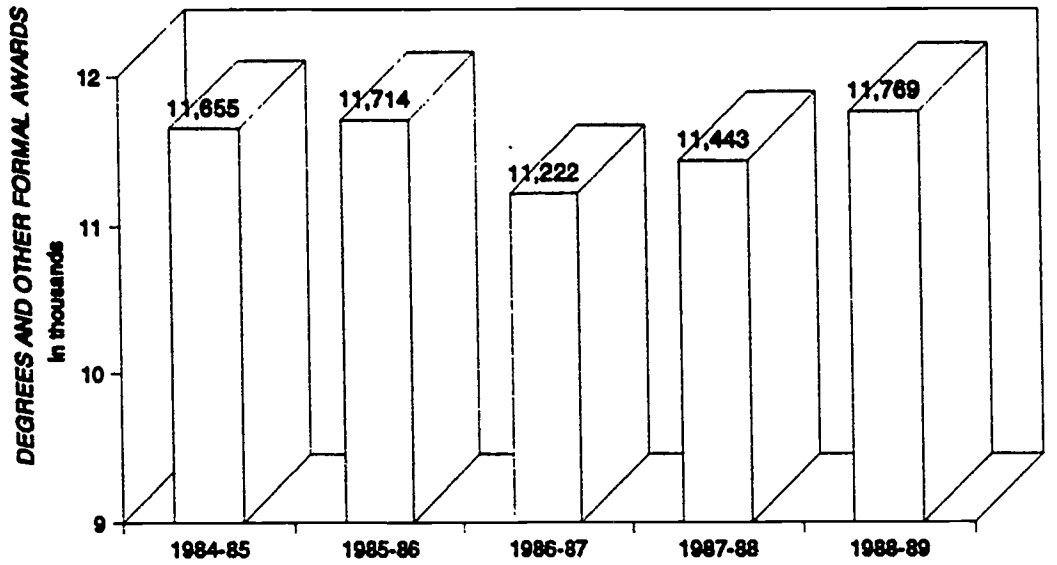
TABLE 14. ANNUAL SUMMARY OF COMPLETIONS BY ARKANSAS COLLEGES AND UNIVERSITIES, 1988-89

Degree or Award	Public	Independent	Total
Certificates	181	2	183
Associate Degrees	1,654	111	1,765
Bachelor's Degrees	5,813	1,490	7,303
Post-Baccalaureate Certificates	14	-	14
Master's Degrees	1,689	85	1,774
Specialist and Intermediate Degrees	63	-	63
Doctoral Degrees	96	-	96
First-Professional Degrees	343	-	343
Post First Professional Degrees	228	-	228
<b>Totals</b>	<b>10,081</b>	<b>1,688</b>	<b>11,769</b>

**FIVE-YEAR TREND  
AT ARKANSAS PUBLIC COLLEGES AND UNIVERSITIES**

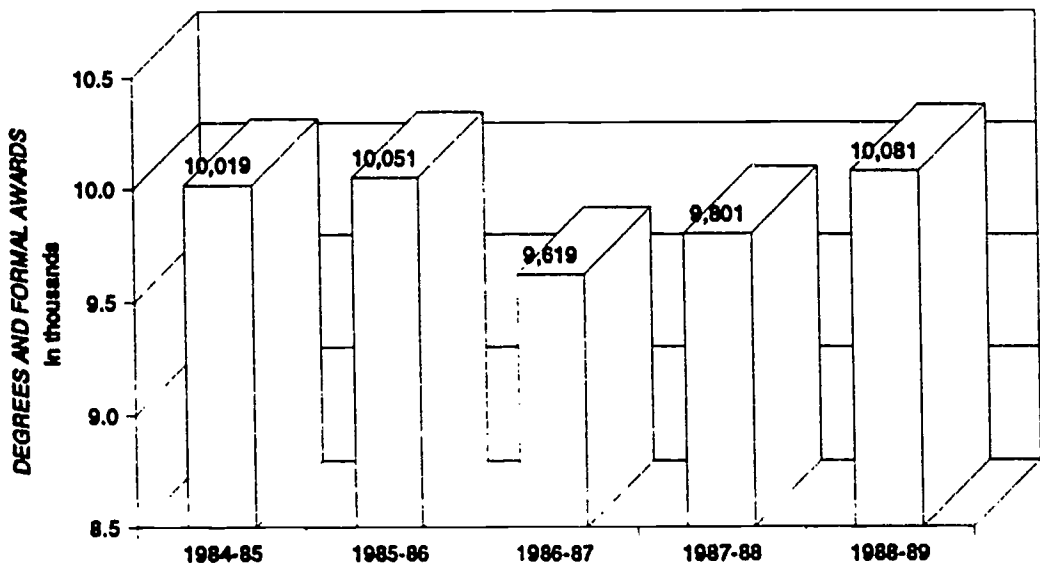
At the Arkansas public colleges and universities, 10,081 degrees and other formal awards were granted in 1988-89, 280 awards higher than in 1987-88. Figure 2 depicts the trends for the previous five years for all awards conferred by the public institutions. Degree programs experiencing declines were specialist, doctoral, and first professional degrees. However, certificates, associate, baccalaureate, master's, and post first professional degrees increased over the previous year.

**FIGURE 1. TOTAL DEGREES AND OTHER FORMAL AWARDS CONFERRED BY ARKANSAS INSTITUTIONS, 1984-85 THROUGH 1988-89**



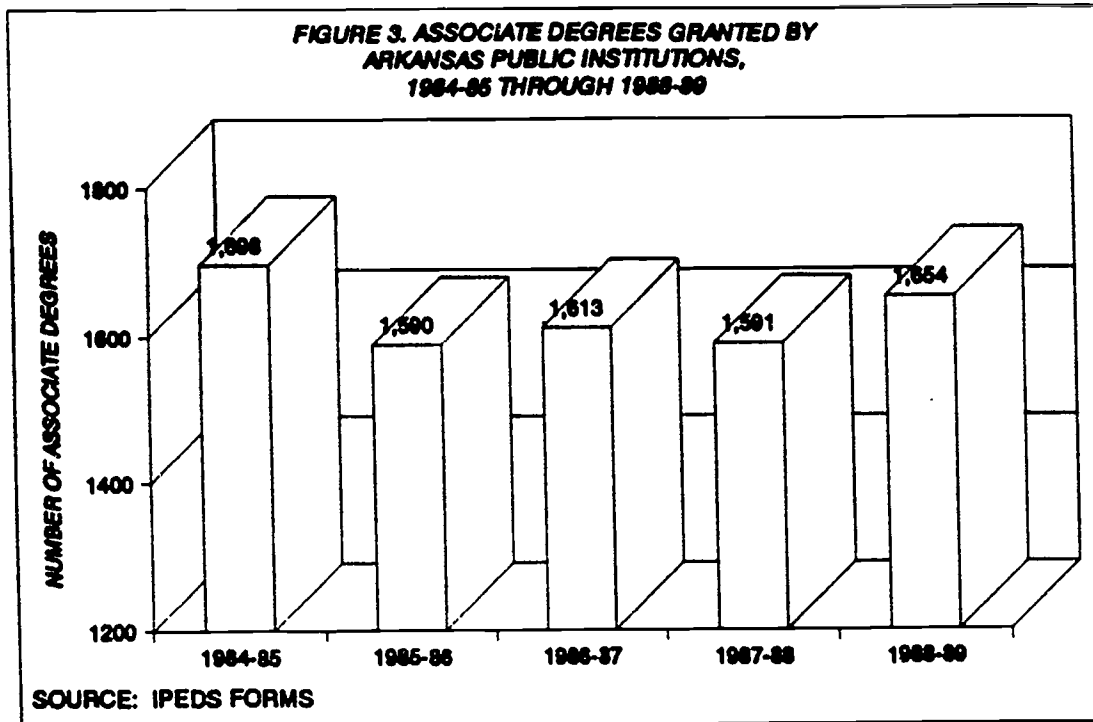
SOURCE: IPEDS FORMS

**FIGURE 2. TOTAL DEGREES AND OTHER FORMAL AWARDS CONFERRED BY ARKANSAS PUBLIC INSTITUTIONS, 1984-85 THROUGH 1988-89**



SOURCE: IPEDS FORMS

## 1. Associate Degrees



Arkansas public institutions of higher education conferred 1,654 associate degrees in 1988-89, the highest number since 1984-85. Over the past five years, the number of associate degrees have stayed fairly stable, fluctuating between 1,590 and 1,698. Figure 3 illustrates this five-year trend.

Like the total number of associate degrees, the top five ranking disciplines of associate degrees have remained fairly constant, as shown by Table 15. Liberal and General Studies continues to be the most popular field of study for students seeking an associate degree, with Health Sciences and Business and Office ranking second and third, respectively. The Engineering and Engineering-Related Technology field had a dramatic increase in associate degrees, rising from 87 in 1987-88 to 120 in 1988-89, and moved to a fourth place ranking over the Marketing and Distribution field for the first time. Overall, more than 88% of all associate degrees were in the top five disciplines.

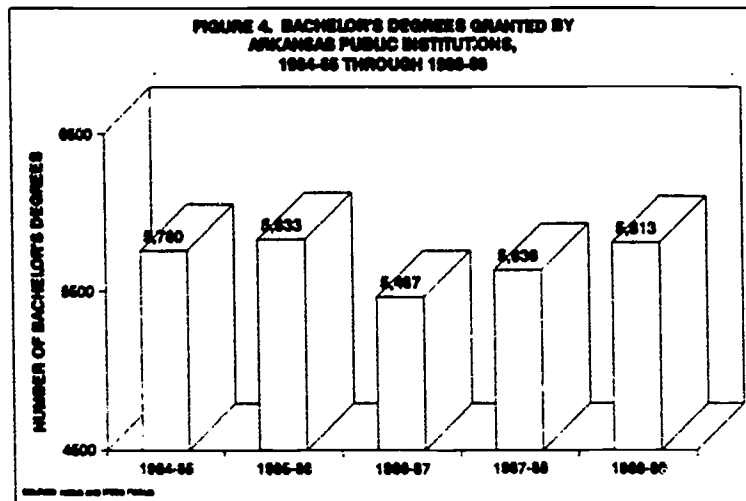
TABLE 15. ACADEMIC DISCIPLINES WITH LARGEST NUMBER OF ASSOCIATE DEGREES, ARKANSAS PUBLIC FOUR- AND TWO-YEAR INSTITUTIONS, 1986-87 THROUGH 1988-89

CIP Code	Discipline	1986-87			1987-88			1988-89		
		Percent	Number	Rank	Percent	Number	Rank	Percent	Number	Rank
24	Liberal/Gen. Studies	36.89%	594	1	39.79%	633	1	36.22%	599	1
18	Health Sciences	27.32%	440	2	25.02%	398	2	27.61%	407	2
07	Business & Office	10.18%	164	3	10.62%	169	3	11.19%	185	3
15	Engineering and Eng.-Related Tech.	5.15%	83	5	5.47%	87	5	7.26%	120	4
08	Marketing & Distribution	5.90%	95	4	5.59%	89	4	5.80%	96	5

## 2. Baccalaureate Degrees

Bachelor's degrees were awarded to 5,813 students at Arkansas public colleges and universities in 1988-89. The number of new baccalaureate graduates in this period represents a 3.1% productivity increase over the previous year and the highest number of degrees awarded since 1985-86. These figures follow expected national trends for this period as reported in the National Center for Education Statistics (NCES), "Survey Report" publication. Figure 4 shows the trend over a five-year period.

The most popular disciplines for baccalaureate awards are shown in Table 16. Business and Management baccalaureate awards have maintained an upward trend over the last 9 years showing a 4% increase over the previous year. Baccalaureate awards in Education increased 2% compared to the 1987-88 award



period and have shown an upward trend during the last four years. Engineering awards experienced a 15% increase while the field of Health Sciences showed a 15% decrease. Social Sciences awards replaced Communications as one of the five most popular disciplines. According to the NCES Digest of Education Statistics, published in 1988, Social Sciences is the second most popular field in the nation.

Baccalaureate degrees in the top five disciplines account for 66% of all baccalaureate degrees awarded at the state's public institutions. Sixty-one percent of all degrees awarded by Arkansas institutions are baccalaureate awards compared to 40% nationally, as reported in the NCES, "Survey Report."

TABLE 16. ACADEMIC DISCIPLINES WITH LARGEST NUMBER OF BACHELOR'S DEGREES, ARKANSAS  
PUBLIC FOUR-YEAR INSTITUTIONS, 1986-87 THROUGH 1988-89

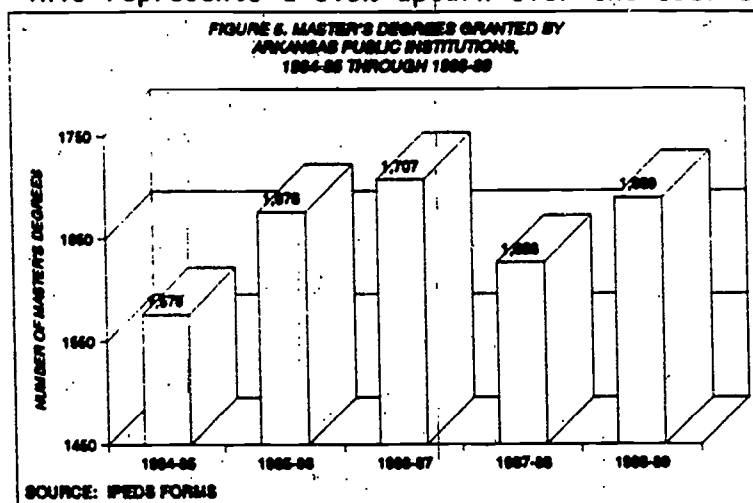
CIP Code	Discipline	1986-87			1987-88			1988-89		
		Percent	Number	Rank	Percent	Number	Rank	Percent	Number	Rank
06	Business & Management	25.96%	1,422	1	26.85%	1,513	1	27.03%	1,571	1
13	Education	22.18%	1,215	2	23.19%	1,307	2	23.03%	1,339	2
14	Engineering	5.04%	276	4	4.81%	271	4	5.38%	313	3
18	Health Sciences	6.19%	339	3	6.64%	374	3	5.21%	303	4
45	Social Sciences	-	-	-	-	-	-	5.13%	298	5
09	Communications	-	-	-	4.45%	251	5	-	-	-
11	Computer/Info. Sciences	5.02%	275	5	-	-	-	-	-	-

### 3. Master's Degrees

The Arkansas public institutions conferred 1,689 master's degrees in 1988-89 (see Figure 5). This represents a 3.9% upturn over the 1987-88 academic year and a 7.2% increase over 1984-85. Arkansas

independent institutions awarded 85 master's degrees in 1988-89, a decrease of 15.8% from the previous year. This is probably due to the phasing out of master's degrees at one school. Overall, the state of

Arkansas experienced a growth of 2.7% in master's degrees since 1987-88 and a 5.3% increase over a five-year period.



Education degrees, at 47.1% of the total, continue to account for the largest number of master's degrees granted. In some state higher education institutions, Education is the only graduate degree program offered. The most recent national data show that Education is also at the forefront in the number of master's degrees awarded in the United States. In terms of percentages, more than 25% of all master's degrees conferred in this country were in the field of Education.

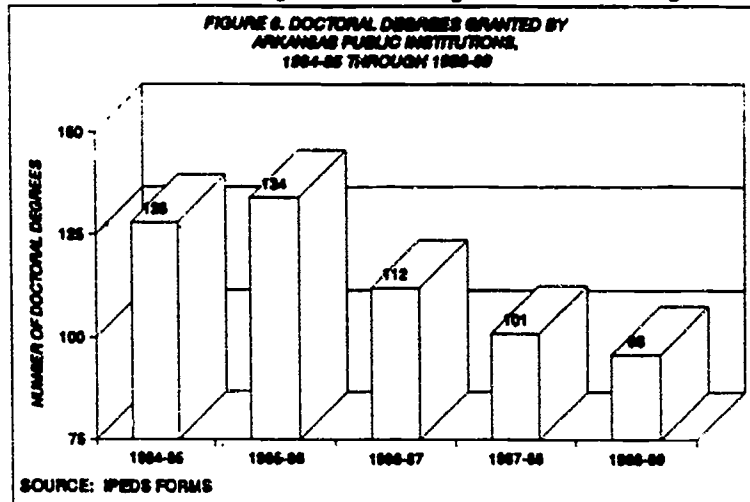
Table 17 illustrates the largest degree-producing disciplines at the master's level. Education, as mentioned previously, continues to comprise a large majority of degrees at this level. Following Education, Business and Management, Health Sciences, Public Affairs, and Engineering are the disciplines that produced the greatest number of master's degrees. All five of these fields have produced the largest number of graduates for the past four years. While the decline in Engineering degrees seems shocking at first, a closer study revealed that this was simply due to the Operations Management Degree being reclassified from the Engineering discipline to the Business and Management field.

TABLE 17. ACADEMIC DISCIPLINES WITH LARGEST NUMBER OF MASTER'S DEGREES, ARKANSAS PUBLIC FOUR-YEAR INSTITUTIONS, 1986-87 THROUGH 1988-89

CIP Code	Discipline	1986-87			1987-88			1988-89		
		Percent	Number	Rank	Percent	Number	Rank	Percent	Number	Rank
13	Education	49.20%	840	1	50.49%	821	1	47.07%	795	1
06	Business & Management	8.67%	148	3	7.13%	116	3	20.19%	341	2
18	Health Sciences	3.92%	67	4	4.86%	79	4	4.91%	83	3
44	Public Affairs	3.92%	67	4	4.74%	77	5	3.26%	55	4
14	Engineering	2.59%	215	2	11.56%	188	2	3.02%	51	5

#### 4. Doctoral Degrees

Doctoral degrees conferred at the University of Arkansas, Fayetteville, have declined over the past four years. UAF granted 96 doctor in 1988-89, a drop of 28.4% from 1985-86 and the lowest number of doctoral awards since 1978-79. All doctoral degrees are granted through the University of Arkansas, Fayetteville, with six programs being held on the UAMS campus. Figure 6 illustrates the shrinkage in doctoral awards over the last five years:



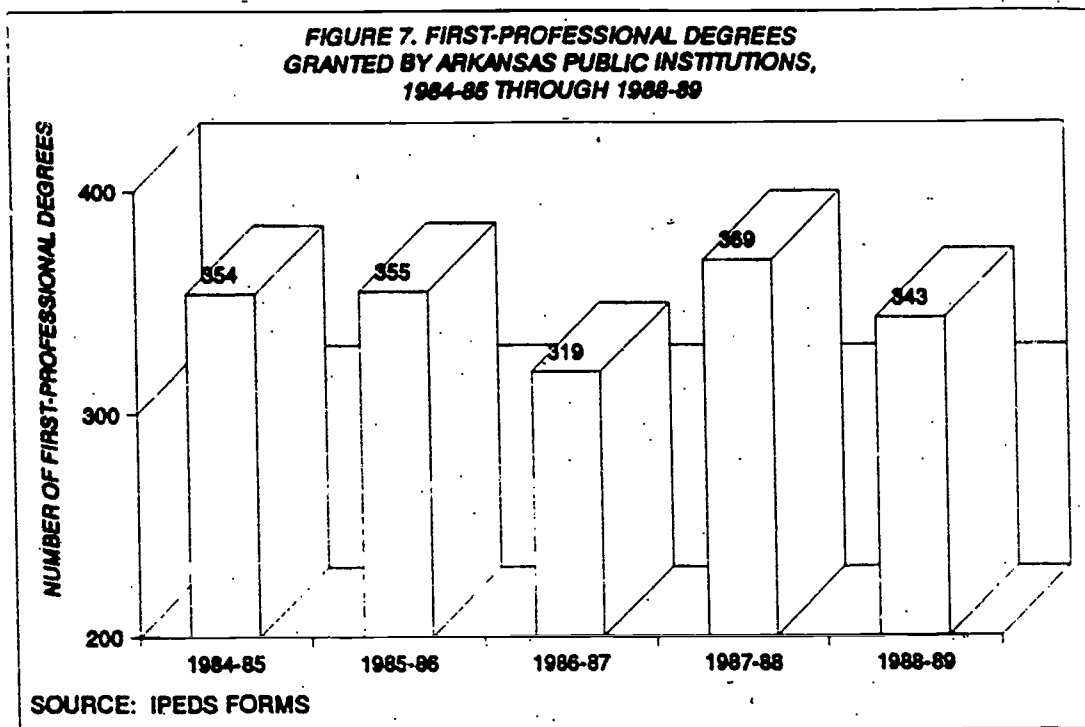
The Education field continues to attract the largest number of doctoral students in Arkansas.

One-third of the doctorates received in 1988-89 were in Education. As shown by Table 18, this percentage has gradually risen over the last three years. Nationally, there are over twice as many doctoral degrees granted in Education as there are for any other degree program, which also holds true for Arkansas.

The five disciplines producing the largest number of doctoral degrees are reported in Table 18. In the Life Sciences area, 100% more students received a doctorate in 1988-89 than the previous year, which resulted in this discipline ranking second in the number of doctoral awards. Conversely, the Physical Sciences area, which had ranked second for the past two years, dropped out of the top five. Overall, the top five ranking disciplines accounted for over 80% of all doctoral degrees.

TABLE 18. ACADEMIC DISCIPLINES WITH LARGEST NUMBER OF DOCTORAL DEGREES, ARKANSAS PUBLIC FOUR-YEAR INSTITUTIONS, 1986-87 THROUGH 1988-89

CIP Code	Discipline	1986-87			1987-88			1988-89		
		Percent	Number	Rank	Percent	Number	Rank	Percent	Number	Rank
13	Education	29.46%	33	1	31.68%	32	1	33.33%	32	1
26	Life Sciences	10.71%	12	4	6.93%	7	5	15.63%	15	2
06	Business and Management	13.39%	15	3	13.86%	14	3	14.58%	14	3
02	Agricultural Sciences	14.28%	16	2	8.91%	9	4	9.38%	9	4
14	Engineering	-	-	-	6.93%	7	5	8.33%	8	5
40	Physical Sciences	14.28%	16	2	15.84%	16	2	-	-	-



### 5. First Professional Degrees

Arkansas institutions of higher education awarded 343 first professional degrees in 1988-89, which was a decrease of 7.0% over the previous year. Currently, Arkansas has three institutions that grant first professional degrees. Law degrees are awarded at both UALR and UAF, while medical degrees are granted at UAMS. Both law schools experienced a decline in graduates. UALR awarded 98 law degrees (a decline of 14 from the previous year) and UAF granted 120 degrees (15 less than in 1987-88). The medical school graduates totalled 125, up from 122 the previous year.

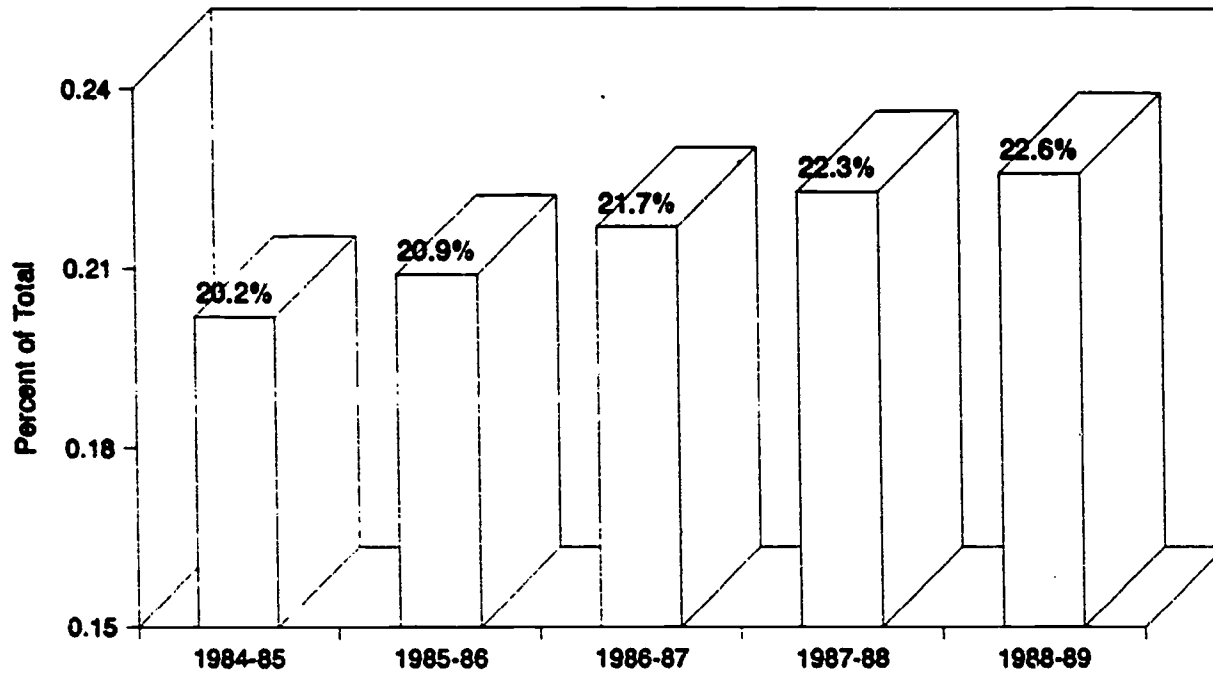
Figure 7 indicates that the number of graduates peaked in 1987-88, primarily as a result of the increase in law school graduates. UAMS continues to maintain a steady number of graduates, usually between 120 and 130. The most recent national figures show that the number of law school graduates is declining and like Arkansas, the total degrees awarded in Medicine has remained fairly constant.

#### Summary

All in all, degree productivity in Arkansas has risen over the past three years, indicating that the public has become well aware of the benefits of an advanced education in our society. It is believed that this trend will continue due to the importance that corporate and civic leaders, as well as the Governor of Arkansas and the President of the United States, place on education.



**FIGURE 8. BACHELOR'S DEGREES IN  
EDUCATION AS A % OF BACHELOR'S DEGREES  
IN ARK. HIGHER EDUCATION, 1985-89**



Source: ADHE and SPEDS for 1988

## DEGREES GRANTED IN EDUCATION AT ARKANSAS COLLEGES AND UNIVERSITIES

Of all degrees granted at or above the baccalaureate level in Arkansas higher education, the academic discipline of Education is the largest. In 1988-89, 26.5% of all degrees awarded at these levels were in Education. Table 19 provides a breakdown of all degrees awarded in Education at or above the baccalaureate level over the previous five years.

TABLE 19. EDUCATION DEGREES GRANTED BY ARKANSAS COLLEGES AND UNIVERSITIES

	1984-85	1985-86	1986-87	1987-88	1988-89
Bachelor's	1,446	1,525	1,494	1,565	1,648
Master's	792	849	915	900	869
Doctoral	41	30	33	32	32

The importance of Education as a field of study goes beyond degree productivity at the 32 colleges and universities in Arkansas. The state's public school standards, increased attention on pre-collegiate preparation by high school students, and various studies of teacher education programs by state and national groups all serve to underscore the central role of this discipline. Recent trends in degree-granting activity in the field of Education are discussed in this section.

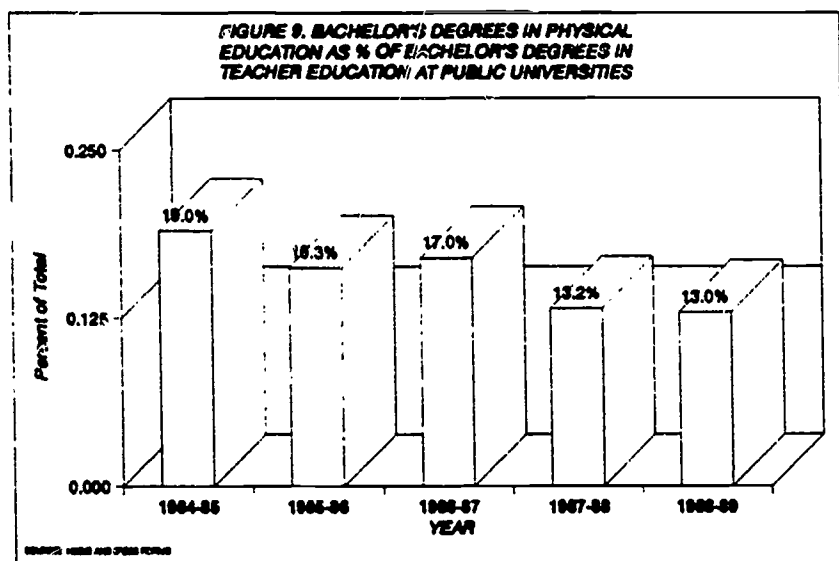
### 1. Bachelor's Degrees in Education

Figure 8 shows that 23% of all bachelor's degrees granted in Arkansas in 1988-89 were in Education and were conferred by nine public universities and seven independent institutions. The number of degrees awarded in Education since 1984-85 has increased by 14% which, stated in absolute terms, represents an increase of 202 degrees. It appears that the earlier downward trend in the number of Education degrees is reversing itself.

## 2. Bachelor's Degrees in Physical Education

Implementation of the Arkansas public school standards has created demand for teachers trained in such fields as Mathematics, Foreign Languages, and the Sciences. Meeting this demand is an issue for school boards, administrators, and colleges of education. It is in this context that concern has continued to be expressed on occasion about the number of physical education graduates from Arkansas teacher education programs.

In every reporting period since 1984, Physical Education has been one of the top two most popular fields of study for teacher education students in Arkansas, exceeded only by Elementary Education. The proportion of Physical Education degrees awarded to those in teacher education programs in the nine public universities has ranged from 19% in 1984-85 to 13% in the past two reporting periods. The trend in the number of baccalaureate degrees awarded in Physical Education since 1984-85 is shown in Figure 9, when the total of 225 represented 19% of the total awards in teacher education. During the 1988-89 reporting period, 173 awards were conferred, 13% of the total. In comparison, teacher education awards in Science, Mathematics, and Foreign Languages totaled 48, 45, and 29, consecutively. These disciplines, together, represent 7% of the total.



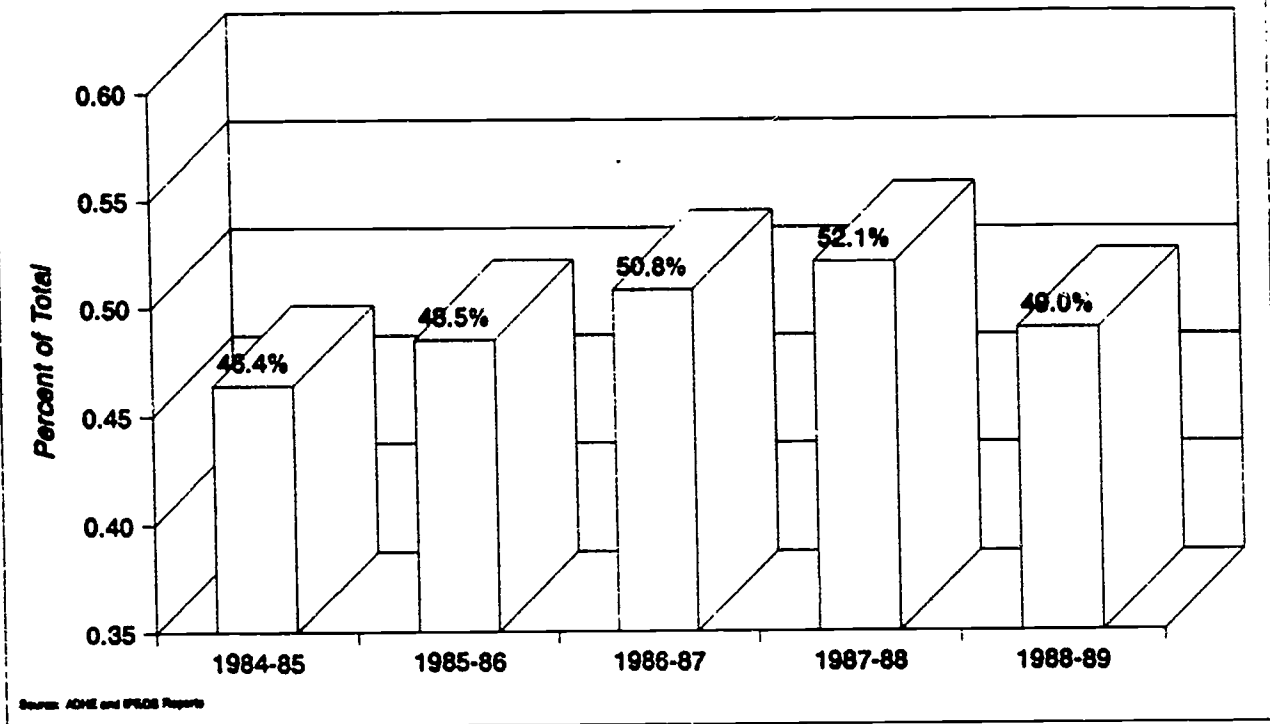
This same pattern exists at Arkansas' independent institutions. In 1984-85, 29% of all education bachelor's degrees from programs in teacher education were in physical education, as were 20% in 1988-89. During the same five-year period, physical education has been second only to Elementary Education in awards in these programs. Eight Arkansas independent institutions awarded 8 degrees in Mathematics Education and 4 in

Science Education. No degrees in Foreign Languages were conferred by the independent institutions.

## 3. Master's Degrees in Education

A majority of students who receive their Master's degrees in Arkansas obtain it in the Education discipline. A 5% decrease in the 1988-89 reporting period, a difference of 46, occurred since the number of degrees in Education peaked at 915 in 1986-87 (see Table 19). Figure 10 shows that the 869 awards conferred in 1988-89 represent 49% of the total Master's degrees awarded in Education, an increase of 77 since 1984-85.

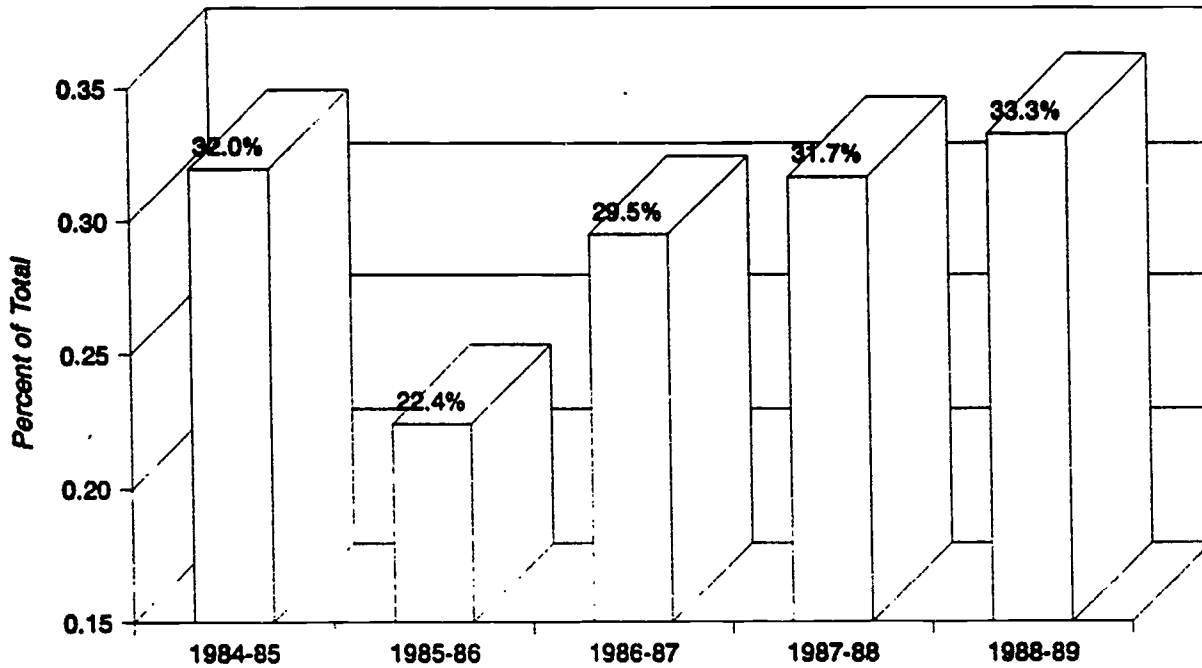
**FIGURE 10. MASTER'S DEGREES AWARDED IN EDUCATION AS A % OF TOTAL MASTER'S DEGREES IN ARK. HIGHER EDUCATION 1985-89**



#### 4. Doctoral Awards in Education

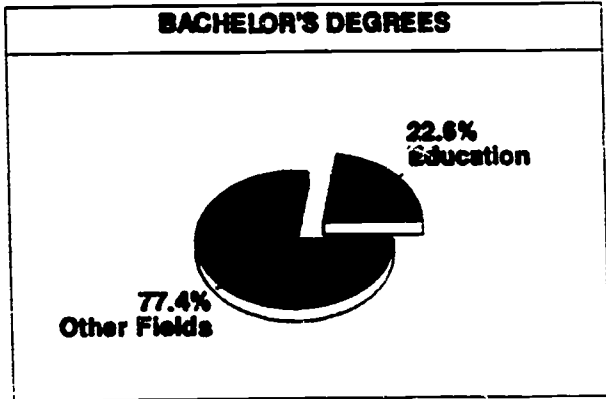
One institution in Arkansas awards doctoral degrees in Education. Table 19 shows that the number of doctoral degrees conferred has remained fairly consistent since 1984-85 and that no change occurred from the number reported in 1987-88. According to the "Survey of Earned Doctorates," published by the National Research Council, 20% of all doctorates conferred in 1988 were in Education, while Figure 11, the five-year trend in doctoral degree awards, shows that 33% of the total doctorate degrees awarded in Arkansas were in Education.

**FIGURE 11. DOCTORAL DEGREES IN EDUCATION  
AS A PCT. OF TOTAL DOCTORAL DEGREES  
IN ARKANSAS HIGHER EDUCATION, 1985-1989**



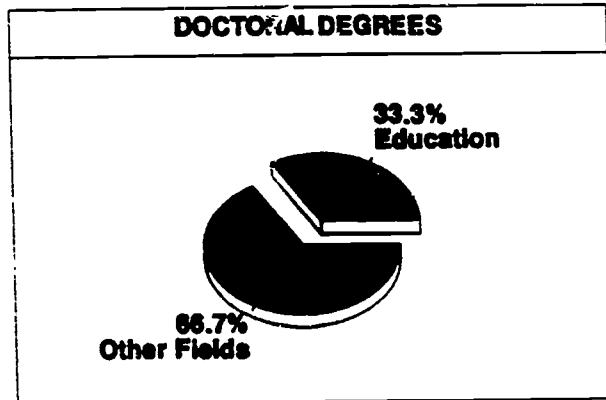

Source: ADHE and IPEDS Reports

The pie charts in Figure 12 each represent the 1988-89 distribution of degrees in Education and in all other disciplines at the bachelor's, master's, and doctoral levels. These charts point out the importance of the Education field for Arkansas higher education.



**FIGURE 12. DISTRIBUTION OF EDUCATION AND NON-EDUCATION DEGREES BY LEVEL AT ARKANSAS INSTITUTIONS 1988-89**

Source: ACHE and IPEDS Reports



APPENDIX A  
DEGREES GRANTED AND OTHER FORMAL AWARDS CONFERRED BY  
ARKANSAS PUBLIC COLLEGES AND UNIVERSITIES,  
1984-85 THROUGH 1988-89

TABLE A-1. CERTIFICATES CONFERRED BY ARKANSAS PUBLIC TWO-YEAR INSTITUTIONS, 1984-85 THROUGH 1988-89

Inst.	CIP Code	CIP Classification	1984-85	1985-86	1986-87	1987-88	1988-89
ASUB	7.0301	Data Processing	-	-	-	-	0
	7.0701	Secretarial Training	3	0	1	2	1
	Total		3	0	1	2	1
EACC	6.2001	Indus. Supervision & Safety	-	-	-	-	0
	7.0401	Supervision	0	2	0	0	1
	7.0701	Office Occupations	2	0	1	0	3
	7.0702	Clerk Typist	4	10	4	3	5
	15.0303	Electronics	1	1	1	0	0
	17.0206	Adv. Emerg. Medical Tech.	9	0	1	7	1
	43.0105	Criminal Justice	2	0	1	1	1
	48.0105	Drafting and Design	0	0	0	0	0
Total		18	13	8	11	11	
GCCC	6.1701	Real Estate	0	0	0	0	0
	7.0301	Business Data Processing	2	0	0	2	4
	7.0301	Supervisory Management	1	1	0	5	8
	7.0401	Admin. Office Management	1	3	1	1	6
	7.0601	Secretarial Science	0	1	1	2	3
	7.0608	Automated Word Processing (See 7.0801)	1	4	-	-	-
	7.0705	Clerical Skills	0	3	1	2	5
	7.0801	Word Processing	-	-	-	2	5
	10.0104	Radio Broadcasting	0	0	0	0	0
	15.0202	Engineering Assistant	1	0	0	2	4
	17.0206	Adv. Emerg. Medical Tech.-Paramedic Edu. Program	0	0	1	0	1
	17.0503	Medical Admin. Asst.	0	0	0	0	0
	17.0506	Medical Secretarial Science	1	3	0	0	4
	17.0605	Licensed Practical Nursing	0	0	0	0	0
	20.0401	Fast Food Management	0	0	0	0	0
	43.0105	Criminal Justice	0	0	0	1	1
43.0203	Fire Protection	2	1	0	0	0	
50.0202	Pottery	0	0	0	0	0	
Total		9	16	4	17	41	



TABLE A-1. CERTIFICATES CONFERRED BY ARKANSAS PUBLIC TWO-YEAR INSTITUTIONS, 1984-85 THROUGH 1988-89

Inst.	CIP Code	CIP Classification	1984-85	1985-86	1986-87	1987-88	1988-89
MCCC	1.0101	Agriculture	0	0	0	0	0
	7.0301	Business Data Processing	0	0	0	0	0
	8.0301	Business Management	0	3	2	1	0
	43.0105	Criminal Justice	0	0	0	0	0
	49.0101	Private & Commer. Aviation	0	0	0	0	0
	Total		0	3	2	1	0
NACC	1.0101	Agri-Business	0	0	0	0	0
	7.0601	Office Administration	0	0	0	-	-
	7.0605	Medical Secretary (Deleted 1988)	0	0	0	0	0
	7.0701	Clerical Skills	0	0	0	0	0
	15.0403	Electromechanical Tech. (Coop Vo-Tech)	0	0	0	0	0
	17.0206	Emergency Med. Tech.	-	-	-	-	0
	48.0101	Drafting	0	0	0	0	0
Total		0	0	0	0	0	
PCCC	7.0303	Data Proc. Mach. Oper.	7	7	1	3	2
	7.0601	Secretarial Science	7	3	2	1	6
	7.0605	Med. Records Trans.	4	3	13	19	0
	12.0403	Cosmetology	17	26	23	9	6
	15.0404	Instrumentation Technology	0	0	0	0	1
	17.0602	Nurse Assistant	0	0	0	0	0
	17.0605	Practical Nursing	11	9	0	0	0
	46.0499	Building Trades Technology	0	0	0	0	0
	47.0104	Micro-Computer Repair	-	-	-	1	1
	47.0105	Industrial Electricity & Electronics	3	2	1	4	0
	47.0201	A/C & Refrigeration	0	2	0	0	0
	47.0301	Maint. Mechanics Technology	1	0	0	0	0
	47.0601	Farm Equipment Mechanics	0	0	0	3	0
	47.0604	Automotive Mechanics	1	1	0	0	3
	48.0101	Drafting	0	0	0	2	0
	48.0206	Lithographic Occupations	0	1	3	2	4
48.0508	Welding	3	0	0	1	0	
Total		54	54	43	45	23	
RMCC	7.0301	Business Data Processing	-	-	-	1	0
	7.0601	Secretarial Science	5	7	0	0	1
	17.0605	Practical Nursing	13	10	0	13	14

TABLE A-1. CERTIFICATES CONFERRED BY ARKANSAS PUBLIC TWO-YEAR INSTITUTIONS, 1984-85 THROUGH 1988-89

Inst.	CIP Code	CIP Classification	1984-85	1985-86	1986-87	1987-88	1988-89
RMCC	46.0201	Building Trades (Res. Carpentry)	4	1	0	0	0
(cont.)	47.0604	Auto Mech. (Emphasis in Engines & Tune-ups)	0	0	0	0	0
	47.0604	Auto Mech. (Emphasis in Power Trains & Chassis)	2	0	0	0	0
	47.0605	Diesel Mech. (Emphasis in Engines & Fuel Systems)	0	0	2	0	0
	47.0605	Diesel Mech. (Emphasis in Engines & Power Trains)	1	0	0	0	0
	48.0503	Machine Shop	2	0	1	2	0
Total			27	18	3	16	15
SAUE	7.0601	Office Occupations	1	1	1	1	0
	7.9999	General Business	-	-	-	-	0
Total			1	1	1	1	0
SAUT	7.0301	Data Processing	3	0	0	0	0
	7.0606	Secretarial (Deleted)	0	0	2	-	-
	7.0608	Word Processing	-	0	0	0	5
	8.0301	Small Business Admin.	0	0	0	0	0
	15.0303	Electronics	2	0	3	0	0
	15.0399	Robotics & Mfg. Auto.	4	5	3	0	0
	20.0202	Day Care Center Assistant	-	-	0	0	0
	20.0406	Food Preparation	1	0	0	0	0
Total			10	5	8	0	5
WCC	7.0601	Secretarial Science	7	7	6	3	2
	17.0205	Emerg. Med. Tech.	0	0	0	0	11
	17.0211	Operating Room Tech.	7	2	0	7	11
	17.0605	Practical Nursing	31	11	5	8	10
	20.0202	Human Services (Deleted 1986)	5	2	1	-	-
	47.0104	Microprocessor Computer Technology	8	4	4	0	1
	47.0105	Industrial Electronics & Electrical Maint.	22	24	26	23	18
	47.0303	Gen. Indust. Plant Maint.	1	2	1	0	1
	47.0604	Auto Mechanics	6	9	10	8	1
	48.0101	Drafting	3	5	6	4	8
	48.0503	Machine Shop	8	4	5	6	8
	48.0508	Welding	2	5	4	5	1
Total			100	75	68	64	72
Grand Total			222	185	138	157	168

TABLE A-2. ASSOCIATE DEGREES CONFERRED BY ARKANSAS PUBLIC TWO-YEAR INSTITUTIONS, 1984-85 THROUGH 1988-89

Inst.	CIP Code	CIP Classification	1984-85	1985-86	1986-87	1987-88	1988-89
ASUB	6.0403	Production Inventory & Management	-	-	-	-	26
	7.0301	Data Processing	0	1	0	0	2
	7.0701	Secretarial Training	-	-	-	-	1
	15.0202	Computer Aided Drafting & Design	-	-	-	-	0
	15.0303	Electronic Technology	-	-	-	-	7
	15.0402	Computer Serv. Technology	-	-	-	-	10
	15.0403	Electromech. Technology	-	-	-	-	4
	15.0404	Industrial Instrumentation	-	0	0	0	0
	15.0607	Plastics Technology	-	-	-	-	0
	15.0702	Quality Control Technology	-	-	0	0	4
	15.0805	Manuf. Eng. Technology	-	-	-	-	0
	21.0101	Coop. Program with Vo-Tech	4	4	0	0	0
	24.0101	Liberal Arts	-	-	-	62	71
24.0101	General Education	85	99	100	60	14	
Total			89	104	100	122	139
EACC	1.0501	Agri. Sales & Services	0	4	0	0	0
	7.0301	Business Data Processing	0	1	1	2	2
	7.0601	Secretarial Science	5	7	7	5	5
	8.0301	Business Administration	5	3	4	5	3
	15.0303	Electronics	2	4	3	0	3
	17.0206	Adv. Emerg. Med. Tech.	0	1	0	3	0
	18.1101	Nursing	32	36	35	29	23
	21.0101	Indus. Arts (Coop. Program with Vo-Tech)	1	1	0	3	0
	24.0101	General Education	51	38	51	53	61
	43.0105	Criminal Justice	1	1	1	2	5
	47.0604	Auto. Maint. & Service	0	0	0	0	0
	48.0105	Drafting and Design	0	1	3	0	1
	Total			97	97	105	102
GCCC	6.1701	Real Estate	0	0	0	0	0
	7.0101	Accounting	4	4	6	13	9
	7.0201	Banking	0	0	0	0	0
	7.0301	Business Data Processing	11	3	3	4	2
	7.0601	Secretarial Science	1	1	0	2	2
	7.0608	Automated Word Processing (See 7.0801)	4	3	3	-	-
	7.0801	Word Processing	-	-	-	3	6
	15.0303	Electronics (with Vo-Tech)	10	2	4	11	4
	17.0206	Emerg. Med. Serv. - Paramedic Educ.	0	4	1	1	1
	17.0209	Radiologic Technology	0	9	9	3	9
	17.0309	Medical Laboratory Tech.	6	2	0	1	1
	17.0503	Medical Admin. Assistant	0	0	0	0	0
	17.0506	Medical Records Technician	-	0	0	0	0
	18.1101	Registered Nursing	45	32	36	31	37
21.0101	Coop with Vo-Tech	2	2	3	4	1	

TABLE A-2. ASSOCIATE DEGREES CONFERRED BY ARKANSAS PUBLIC TWO-YEAR INSTITUTIONS, 1984-85 THROUGH 1988-89

Inst.	CIP Code	CIP Classification	1984-85	1985-86	1986-87	1987-88	1988-89
GCCC (cont.)	21.0101	Coop with Industry (Machine Tech)	0	1	0	0	0
	21.0101	Management of Industrial Technology	-	-	-	-	1
	24.0101	General Education	41	48	41	52	36
	43.0105	Criminal Justice	1	6	3	9	5
	43.0203	Fire Protection	10	16	21	25	16
	48.0203	Commercial Art	0	3	2	5	1
Total			135	136	132	164	134
MCCC	1.0101	Agriculture/Agri-Business	1	0	0	0	0
	1.0601	Hort., Landscape, & Nursery Oper.	-	-	-	-	0
	6.2001	Supervision	-	-	-	2	2
	7.0301	Business Data Processing	0	2	5	5	4
	7.0601	Office Admin. Tech.	6	3	6	4	5
	8.0301	Business Management	19	13	13	7	25
	15.0303	Electronics Technology	-	-	-	1	0
	15.0505	Solar Technology (Deleted 1988)	0	0	0	-	-
	15.0603	Industrial Technology (Deleted 1988)	2	5	2	4	5
	18.1101	Nursing	20	30	36	27	13
	21.0101	Occupational Education (Specialty)	-	-	-	-	1
	21.0101	Co-op Prog. with Vo-Tech	0	0	0	1	0
	24.0101	General Education	59	74	79	62	70
	24.0199	General Studies	14	9	6	5	0
	43.0105	Criminal Justice	2	4	1	3	1
	44.0701	Social Work	0	0	0	0	0
Total			123	140	148	121	126
NACC	1.0101	Agri-Business	0	0	0	0	0
	7.0301	Business Data Processing	2	1	0	0	0
	7.0601	Office Administration	4	1	1	5	1
	7.0605	Medical Secretary (Deleted 1988)	0	0	0	-	-
	8.0301	Business Mid-Management	4	0	4	6	6
	15.0303	Electronics Technologies (Coop Vo-Tech)	-	-	-	-	-
	15.0303	Consumer Elec. Tech. (Coop Vo-Tech)	3	1	2	3	2
	15.0401	Biomedical Elect. Tech. (Coop Vo-Tech)	0	2	1	0	0
	15.0403	Electromechanical Tech. (Coop Vo-Tech)	14	10	9	5	1
	17.0206	Emergency Med. Tech.	-	-	-	-	0
	18.1101	Nursing	29	20	19	37	32
	21.0101	Indus. Arts (Coop Vo-Tech)	0	0	0	0	0
	24.0101	General Education	94	95	84	98	100
	43.0105	Admin. of Justice	2	2	3	2	0
47.0103	Broadcast Technology (Coop Vo-Tech)	0	2	0	0	0	
47.0105	Adv. Indus. Consumer Elec. (Coop Vo-Tech)	0	0	2	1	2	
48.0101	Drafting	0	0	0	0	0	
Total			152	134	125	157	144



TABLE A-2. ASSOCIATE DEGREES CONFERRED BY ARKANSAS PUBLIC TWO-YEAR INSTITUTIONS, 1984-85 THROUGH 1988-89

Inst.	CIP Code	CIP Classification	1984-85	1985-86	1986-87	1987-88	1988-89
PCCC	1.0102	Agri-Business	0	0	0	0	0
	7.0301	Business Data Processing	35	23	14	10	9
	7.0601	Secretarial Science	13	11	3	15	10
	8.0301	Mkt. Mgmt. Coop. Intern	0	0	0	0	0
	8.0301	Business Management	9	0	4	3	2
	8.0301	Business Administration	4	6	7	17	10
	12.0403	Cosmetology	2	1	0	0	0
	15.0404	Instrumentation Technology	0	0	0	0	0
	17.0209	Radiologic Technology	4	3	3	0	0
	17.0309	Medical Laboratory Tech.	4	3	6	6	2
	18.1101	Nursing	31	41	23	23	24
	20.0404	Dietetic Technology	0	0	0	0	0
	21.0101	Indus. Arts (Coop Vo-Tech)	0	0	0	0	0
	24.0101	Liberal Studies	0	0	0	0	0
	24.0101	General Education	18	23	23	18	20
	46.0499	Building Trades Technology	0	0	0	0	0
	47.0104	Computer Electronics	0	0	4	4	4
	47.0105	Industrial Elect. & Elect.	3	8	1	5	1
	47.0201	Air Conditioning & Tech.	1	0	2	0	0
	47.0301	Maintenance Mechanics	2	2	0	0	0
	47.0601	Farm Equipment Mechanics	1	0	1	0	0
	47.0604	Automotive Technology	1	1	0	0	0
	47.0608	Airframe & Powerplant	0	0	0	0	0
	48.0101	Drafting Technology	8	7	1	6	3
	48.0206	Lithographic Occupations	0	0	0	0	2
	48.0508	Welding Technology	2	0	1	3	0
Total			138	129	93	110	87
RHCC	7.0301	Business Data Processing	-	-	-	5	3
	7.0601	Secretarial Science	1	2	3	4	3
	8.0301	Business Administration	1	1	1	4	2
	24.0101	Liberal Arts	0	2	9	8	5
	24.0101	General Studies	5	5	5	19	5
	46.0201	Building Trades Technology	0	0	0	0	0
	47.0604	Auto. Mech. (Emphasis in Engines & Tune-ups)	-	-	-	-	0
	47.0604	Auto. Mech. (Emphasis in Power Trains & Chassis)	-	-	-	-	0
	47.0604	Automotive Technology	3	2	1	2	0
	47.0605	Diesel Mech. (Emphasis in Engines & Power Trains)	-	-	-	-	0
	47.0605	Diesel Technology	3	2	4	1	1
	47.0605	Diesel Mech. (Emphasis in Engines & Fuel Systems)	-	-	-	-	0
	48.0503	Machine Tool Technology	-	-	-	2	1
Total			13	14	23	45	20

TABLE A-2. ASSOCIATE DEGREES CONFERRED BY ARKANSAS PUBLIC TWO-YEAR INSTITUTIONS, 1984-85 THROUGH 1988-89

Inst.	CIP Code	CIP Classification	1984-85	1985-86	1986-87	1987-88	1988-89
SAUE	7.0102	Business/Data Processing	-	-	-	3	12
	7.0102	Business/Accounting	-	-	-	1	0
	7.0601	Office Occupations	7	8	7	3	1
	7.9999	General Business Administration	-	-	-	1	3
	17.0209	Radiologic Technology	4	7	7	6	5
	17.0309	Medical Laboratory Tech	4	3	3	8	2
	21.0101	Co-op Prog. with Vo-Tech	0	0	0	0	1
	24.0101	General Education (Coop Vo-Tech)	41	36	45	36	60
	43.0105	Criminal Justice	1	0	1	0	0
Total			57	54	63	58	84
SAUT	6.0401	Business Administration	11	13	20	8	21
	7.0305	Computer Prog. Tech.	21	12	12	2	8
	7.0401	Office Supervision & Management	-	-	-	-	0
	7.0601	Administrative Assistant (Deleted)	2	2	2	1	1
	7.0606	Secretarial Science (Deleted)	2	2	1	3	6
	8.0201	Marketing & Distribution (Deleted 1988)	0	0	0	1	2
	8.0901	Hotel & Restaurant Mgmt.	6	2	1	2	1
	15.0303	Electronics	31	28	12	21	18
	15.0399	Electrical & Electronic Technology, Other	-	-	-	4	6
	15.0401	Medical Elect. Tech. (Deleted 1986)	1	-	-	-	-
	15.0402	Computer/Communication Maintenance	-	-	0	0	11
	15.0403	Electromechanical	16	4	5	3	7
	15.0603	Computer Integrated Mfg.	-	-	0	0	0
	15.0805	Mechanical Design	5	0	1	0	4
	15.9999	Technology	-	-	0	0	2
	24.0101	General Studies	6	4	6	4	6
	47.0303	Industrial Maintenance	0	0	0	0	1
	47.0608	Aviation Maint. Technology	5	5	5	5	3
	48.0102	Architecture & Bldg. Construction	8	3	10	5	9
	48.0203	Commercial Advert. Art	5	3	6	5	2
	48.0204	Professional Photography	3	0	2	3	1
	50.0402	Graphic Design	-	0	0	0	0
	50.0499	Computer-Aided Design	-	0	0	0	0
Total			122	78	83	67	109



TABLE A-2. ASSOCIATE DEGREES CONFERRED BY ARKANSAS PUBLIC TWO-YEAR INSTITUTIONS, 1984-85 THROUGH 1988-89

Inet.	CIP Code	CIP Classification	1984-85	1985-86	1986-87	1987-88	1988-89
WCC	7.0101	Accounting Tech.	-	-	-	-	0
	7.0201	Finance Banking	1	1	4	3	2
	7.0301	Computing & Information Management Systems	23	28	8	11	7
	7.0601	Secretarial Science	1	6	7	12	7
	8.0301	Business Administration	30	34	56	39	44
	15.0303	Electronics	19	20	29	21	17
	15.0702	Quality Technology	-	-	-	0	0
	17.0209	Radiologic Technology	7	6	3	3	3
	17.0309	Medical Lab Technology	-	-	-	-	0
	17.0618	Respiratory Care	-	-	-	-	0
	18.1101	Nursing Technology	115	102	63	55	69
	22.0103	Legal Assistant	-	-	-	-	0
	24.0101	General Education	96	88	111	112	107
	24.0101	General Studies	-	-	-	1	2
	43.0107	Law Enforcement	5	4	1	2	5
	43.0201	Fire Science Technology	2	1	0	0	0
	47.0104	Microprocessor Computer Tech.	-	-	-	3	0
	47.0604	Automotive Technology	6	5	5	4	4
	48.0101	Drafting	4	3	8	2	10
	48.0503	Mechanical Technology	4	2	5	2	4
	48.0508	Welding Technology	1	2	3	3	0
Total			314	302	303	273	281
Grand Total			1,240	1,188	1,175	1,219	1,227

TABLE A-3. CERTIFICATES CONFERRED BY ARKANSAS PUBLIC FOUR-YEAR INSTITUTIONS, 1984-85 THROUGH 1988-89

Inst.	CIP Code	CIP Classification	1984-85	1985-86	1986-87	1987-88	1988-89
ASUJ	7.0301	Business Infor. System	0	0	0	0	0
	7.0601	Secretarial Science	0	0	0	0	0
	Total		0	0	0	0	0
ATU	7.0607	Medical Transcription	-	-	-	-	0
UALR	15.0301	Engineering Technology (Computer) (Deleted)	-	-	-	1	-
	15.0701	Engineering Technology (Health Care Facilities)	-	-	-	0	0
	Total		0	0	0	1	0
UAMS	17.0206	Emerg. Med. Sci. Tech.	8	6	7	7	5
	17.0210	Respiratory Therapy Tech.	-	-	-	-	0
	17.0211	Surgical Technology	11	0	8	5	8
	17.0306	Cytotechnology (Deleted 1987)	4	4	4	3	-
	Total		23	10	19	15	13
UAPB	19.0705	Gerontology	-	-	0	0	0
Grand Total		23	10	19	16	13	



TABLE A-4. ASSOCIATE DEGREES CONFERRED BY ARKANSAS PUBLIC FOUR-YEAR INSTITUTIONS, 1984-85 THROUGH 1988-89

Inst.	CIP Code	CIP Classification	1984-85	1985-86	1986-87	1987-88	1988-89
ASUJ	7.0301	Business Infor. Systems	1	6	7	3	24
	7.0601	Administrative Services	15	17	17	5	10
	13.1309	Vocational Education	0	1	1	0	1
	17.0209	Radiologic Technology	7	0	5	11	8
	17.0509	Medical Lab. Technology	0	0	0	5	4
	18.1101	Nursing	44	46	67	46	50
	24.0101	General Studies	5	5	1	3	6
	43.0107	Law Enforcement	1	1	2	3	0
Total			73	76	100	76	103
ATU	7.0601	Secretarial Science	5	6	5	5	3
	15.0999	Mining & Minerals Tech.	0	0	0	0	0
	17.0503	Medical Assistant	4	3	12	2	9
	24.0101	General Studies	6	5	5	5	6
Total			15	14	22	12	18
HSU	7.0601	Office Administration	7	9	10	4	9
	20.0201	Child Care	2	0	3	2	1
Total			9	9	13	6	10
SAUM	2.0101	Agriculture	0	1	1	0	0
	7.0301	Computer Information Systems	-	-	-	-	0
	7.0701	Vocational Office Occupations	10	6	9	7	1
	15.0603	Industrial Technology	0	1	1	1	1
	18.1101	Nursing	38	31	40	24	39
	24.0101	General Studies	2	1	2	2	0
Total			50	40	53	34	41
UAF	7.0601	Admin. Office Procedures	7	7	7	6	6
	15.0203	Surveying (Deleted 1984)	4	-	-	-	-
	18.1101	Nursing Science	63	55	45	42	45
Total			74	62	52	48	51

TABLE A-4. ASSOCIATE DEGREES CONFERRED BY ARKANSAS PUBLIC FOUR-YEAR INSTITUTIONS, 1984-85 THROUGH 1988-89

Inst.	CIP Code	CIP Classification	1984-85	1985-86	1986-87	1987-88	1988-89
UALR	7.0401	Administrative Services (Delete 1989)	4	5	6	6	5
	11.0201	Computer Programming	2	1	6	4	3
	13.1003	Interpreting for the Deaf	4	6	9	6	3
	14.0101	Engineering (Deleted 1986)	6	3	2	-	-
	15.0101	Engr. Tech. (Arch.)	0	0	1	1	0
	15.0201	Engr. Tech. (Const.)	3	5	1	1	2
	15.0203	Engr. Tech. (Land Survey) (Deleted 1988)	-	2	0	6	2
	15.0303	Engr. Tech. (Elec.)	6	5	2	3	2
	15.0603	Engr. Tech. (Manuf.)	1	1	2	1	3
	15.0805	Engr. Tech. (Mechanical)	1	6	4	1	1
	18.1101	Nursing	76	57	59	61	55
	21.0101	Associate of Applied Science (Coop/Vo-Tech)	1	0	2	1	2
	24.0101	General Studies	15	15	26	33	27
43.0107	Law Enforcement	9	8	7	4	5	
Total			128	114	127	128	110
UAM	7.0301	Data Processing	2	4	3	2	3
	7.0401	Office Administration	3	12	0	2	2
	18.1101	Nursing	24	18	17	23	20
	Total			29	34	20	27
UAMS	15.0401	Biomedical Instrumentation Technology	10	8	4	0	4
	17.0102	Dental Hygiene	10	5	8	7	15
	17.0201	Cardiopulmonary Technology	-	-	-	-	0
	17.0206	Emerg. Med. Sci. Tech.	3	5	2	4	3
	17.0209	Radiologic Technology	5	1	2	0	1
	17.0210	Respiratory Therapy	19	17	7	0	16
	17.0211	Surgical Technolgy	2	5	2	4	0
	18.1101	Nursing	0	0	0	0	0
Total			49	41	25	15	39
UAPB	15.0603	Industrial Technology	1	0	0	0	0
	43.0104	Criminal Justice Studies	-	-	-	-	4
	43.0105	Corrections & Law Enforcement (Deleted)	1	2	1	3	-
	Total			2	2	1	3

TABLE A-4. ASSOCIATE DEGREES CONFERRED BY ARKANSAS PUBLIC FOUR-YEAR INSTITUTIONS, 1984-85 THROUGH 1988-89

Inst.	CIP Code	CIP Classification	1984-85	1985-86	1986-87	1987-88	1988-89
UCA	7.0601	Administrative Services	15	4	10	12	11
	8.0301	Distributive Education	12	5	5	5	1
	13.1320	Vocational Industrial Edu.	0	0	1	0	0
	17.0815	Physical Therapy Asst.	-	-	8	6	14
	20.0201	Day Care Management	2	1	1	0	0
Total			29	10	25	23	26
Grand Total			458	402	438	372	427



TABLE A-5. BACHELOR'S DEGREES CONFERRED BY ARKANSAS PUBLIC FOUR-YEAR INSTITUTIONS, 1984-85 THROUGH 1988-89

Institution	CIP Code	CIP Classification	1984-85	1985-86	1986-87	1987-88	1988-89
ASUJ	1.0102	Agri. Bus. & Economics	29	33	31	23	21
	2.0101	General Agriculture	5	1	2	1	3
	2.0201	Animal Science	5	10	8	2	7
	2.0401	Plant Science	17	15	6	7	6
	3.0601	Wildlife Management	7	2	3	3	9
	6.0101	Manufacturing Technology	4	0	1	0	5
	6.0201	Accounting	71	78	75	47	57
	6.0301	Finance	31	29	25	37	34
	6.0401	Business Administration	52	36	50	55	45
	6.0401	Management	38	43	32	36	37
	6.0501	Business Economics	0	1	1	1	1
	6.0705	Transportation	-	-	-	-	0
	6.0901	International Business Studies	0	0	0	0	0
	6.1401	Marketing	36	52	46	53	67
	6.1701	Real Estate and Insurance	4	10	12	8	9
	7.0601	Administrative Services	9	7	9	10	3
	9.0401	Journalism	28	30	30	26	20
	9.0701	Radio-TV	47	37	41	30	27
	11.0101	Computer Science	34	33	21	26	22
	11.0101	Computer Appli. (LRAFB)	4	8	13	4	9
	11.0301	Computer Information Systems	53	49	29	32	32
	13.1001	Spec. Ed. Mildly Handicapped (K-12 & Elementary)	3	7	5	6	18
	13.1001	Mildly Handicapped/Elem.(See Spec.Ed.Mildly Hand.)	18	15	12	13	0
	13.1202	Elementary Education	76	87	70	110	109
	13.1204	Early Childhood Education	36	46	52	62	74
	13.1301	Agricultural Education	11	9	6	5	10
	13.1302	Art Education	6	6	7	6	8
	13.1303	Business Education	8	5	7	7	10
	13.1305	English	8	10	10	11	8
	13.1306	Spanish	1	2	2	1	0
	13.1306	French	1	0	0	0	1
	13.1311	Mathematics Education	11	8	7	5	13
	13.1312	Vocal Music Education	4	7	4	7	5
	13.1312	Instrumental Music	9	13	5	5	8
	13.1314	Physical Education	32	29	41	31	38
	13.1316	Physics Edu.	0	0	0	0	0
	13.1316	Biology	6	11	7	9	9
	13.1316	Chemistry	0	0	2	0	1
	13.1317	Social Science Education	8	18	27	22	20
	13.9999	Speech Comm. & Theatre Arts	1	4	2	1	1
	13.9999	Printing Education	0	0	0	0	0
	14.0101	Engineering	26	24	18	10	16
	14.0301	Agricultural Engineering	3	3	3	6	3
	16.0901	French	0	1	0	0	0
	16.0905	Spanish	0	2	1	0	0
	18.0102	Speech Pathology (See Communicative Disorders)	8	22	15	12	-
	18.0102	Communicative Disorders	-	-	-	-	8
	18.0701	Health Services Admin.	3	0	3	4	2
	18.0901	Medical Technology	26	17	17	9	9
	18.1101	Nursing	25	28	25	39	23

TABLE A-5. BACHELOR'S DEGREES CONFERRED BY ARKANSAS PUBLIC FOUR-YEAR INSTITUTIONS, 1984-85 THROUGH 1988-89

Inst.	CIP Code	CIP Classification	1984-85	1985-86	1986-87	1987-88	1988-89
ASUJ	23.0101	English	3	3	7	5	1
(cont.)	23.1001	Speech Communications	2	4	1	3	1
	24.0101	General Studies	2	4	0	2	9
	26.0101	Biology	1	0	2	2	2
	26.0301	Botany	0	1	1	0	0
	26.0701	Zoology	21	12	19	16	16
	27.0101	Mathematics	7	9	5	6	5
	38.0101	Philosophy	4	2	6	4	2
	40.0501	Chemistry	5	5	6	5	9
	40.0801	Physics	2	0	2	3	1
	42.0101	Psychology	18	17	19	14	24
	44.0701	Social Work	13	14	11	22	20
	45.0401	Criminology	11	11	9	11	8
	45.0601	Economics	2	0	1	1	2
	45.0701	Geography	5	3	2	0	1
	45.0801	History	6	4	6	2	1
	45.1001	Political Science	17	15	5	11	11
	45.1101	Sociology	8	6	12	3	7
	45.1201	Urban & Regional Affairs	0	1	0	2	3
	48.0201	Printing	4	9	6	9	4
	50.0402	Graphic Design	4	7	5	11	7
	50.0501	Theatre Arts	3	6	5	3	3
	50.0701	Art	9	7	8	5	4
	50.0901	Music	0	0	0	1	2
	50.0903	Music - Performance	4	1	1	0	0
	50.0903	Sacred Music	0	0	0	0	0
Total			955	989	922	923	951
ATU	1.0102	Agricultural Business	15	23	19	22	15
	3.0601	Fisheries & Wildlife Mgmt.	11	11	10	12	21
	6.0201	Accounting	33	41	28	26	27
	6.0401	Business Administration	67	62	89	74	77
	6.0701	Hotel & Res. Mgmt.	0	7	6	4	6
	6.1302	Management Science	0	0	0	0	0
	7.0401	Office Management	3	4	4	3	4
	9.0401	Journalism	17	9	5	4	9
	11.0101	Computer Science	21	25	18	14	16
	13.1202	Elementary Education	44	58	55	72	60
	13.1302	Art Education	2	2	3	2	1
	13.1303	Business Education	8	6	5	5	7
	13.1305	English	6	1	1	3	8
	13.1306	Foreign Languages Education	0	0	0	2	0
	13.1311	Mathematics	5	1	0	5	4
	13.1312	Music Education	6	7	10	10	11
	13.1314	Health & Phy. Edu.	22	25	28	16	32
	13.1316	Chemistry	0	1	0	0	2
	13.1316	Biology	2	0	0	1	1



TABLE A-5. BACHELOR'S DEGREES CONFERRED BY ARKANSAS PUBLIC FOUR-YEAR INSTITUTIONS, 1984-85 THROUGH 1988-89

Inst.	CIP Code	CIP Classification	1984-85	1985-86	1986-87	1987-88	1988-89
ATU	13.1316	Physical Science	0	0	0	0	2
(cont.)	13.1318	Social Studies	1	4	0	6	9
	13.1399	Journalism	0	0	0	0	2
	13.1399	Speech	0	0	0	1	0
	14.0101	Engineering	12	14	11	5	7
	16.0101	Foreign Language	0	1	0	0	0
	18.0703	Health Information Mgmt.	3	2	12	6	9
	18.0901	Medical Technology	5	3	4	0	0
	18.1101	Nursing	14	7	13	14	19
	23.0101	English	4	8	6	3	5
	23.0501	Creative Writing	2	1	1	1	1
	23.1001	Speech	0	4	7	1	5
	26.0101	Biology	13	9	14	6	17
	26.9999	Natural Science	3	7	8	1	1
	27.0101	Mathematics	8	5	26	9	10
	31.0201	Recreation Administration	8	2	1	2	1
	31.0301	Parks Administration	15	6	8	6	11
	40.0101	Physical Science	1	4	3	1	8
	40.0501	Chemistry	2	3	3	4	2
	40.0601	Geology	18	18	12	6	4
	42.0101	Psychology	13	10	12	7	8
	44.0702	Rehabilitation Science	10	10	4	6	7
	45.0601	Economics and Finance	10	11	7	7	20
	45.0801	History & Political Science	18	19	23	26	21
	45.1101	Sociology	3	6	5	1	7
	50.0701	Art	9	6	5	8	6
	50.0901	Music	2	3	2	2	1
Total			436	446	468	404	484
HSU	6.0101	Business Administration	83	55	64	64	59
	6.0201	Accounting	21	14	8	20	16
	7.0301	Business Computer Science	11	9	8	5	7
	9.0401	Mass Media Communication	3	1	1	4	4
	9.0401	Journalism	3	2	3	1	3
	11.0101	Computer Science - Math	9	8	5	2	6
	13.1202	Elementary Education	43	55	47	45	65
	13.1302	Art	4	4	6	5	6
	13.1303	Voc. Business Education	4	7	4	8	7
	13.1305	English	3	5	4	5	9
	13.1306	Spanish	0	0	1	2	0
	13.1308	Voc. Home Economics	0	2	2	1	5
	13.1311	Mathematics	6	3	2	3	5
	13.1312	Music Choral	1	4	2	5	7
	13.1312	Music Theory (Deleted 1987)	3	2	2	-	-
	13.1312	Music Instrumental	4	4	8	4	6
	13.1314	Physical Education	29	28	29	19	26
	13.1316	Chemistry	0	1	1	1	2

TABLE A-5. BACHELOR'S DEGREES CONFERRED BY ARKANSAS PUBLIC FOUR-YEAR INSTITUTIONS, 1984-85 THROUGH 1988-89

Inst.	CIP Code	CIP Classification	1984-85	1985-86	1986-87	1987-88	1988-89
HSU	13.1316	General Science	0	1	0	0	0
(cont.)	13.1316	Biology	2	5	6	6	7
	13.1316	Physics	0	0	0	1	0
	13.1317	Social Science	4	4	11	9	7
	13.1399	Speech and Theatre	1	0	0	3	0
	13.1399	Journalism	0	1	1	0	0
	16.0905	Spanish	0	1	0	1	0
	17.0310	Medical Technology	1	0	1	1	0
	18.0103	Communication Disorders	8	3	3	5	5
	18.1101	Nursing	18	22	29	22	31
	19.0101	Home Economics	4	4	5	4	2
	23.0101	English	0	2	0	3	4
	23.1001	Speech and Theatre	2	5	6	4	1
	26.0101	Biology	18	15	17	15	17
	27.0101	Mathematics	4	2	2	2	2
	31.0301	Recreation	5	3	2	3	3
	40.0501	Chemistry	3	1	4	1	6
	40.0801	Physics	4	2	0	3	0
	42.0101	Psychology	5	5	4	6	10
	44.0401	Public Administration	1	1	0	3	4
	44.0701	Social Work	14	10	7	12	14
	45.0801	History	4	2	3	4	3
	45.1001	Political Science	3	4	1	2	4
	45.1101	Sociology	2	6	5	12	19
	49.0102	Aviation	3	9	8	13	5
	50.0402	Graphic Design	5	3	5	4	9
	50.0701	Studio Arts	2	0	0	0	0
	50.0708	Art	2	0	0	0	0
	50.0903	Music Voice	0	0	0	0	0
	50.0903	Music Instrumental	0	0	1	1	5
	50.0904	Music Composition	1	0	1	0	1
Total			343	315	319	334	392
SAUM	1.0101	Agriculture Business	18	14	14	6	13
	6.0101	General Business	16	13	11	14	17
	6.0201	Accounting	27	17	22	21	34
	6.0301	Finance	7	5	11	14	13
	6.0401	Management	17	8	15	15	14
	6.1401	Marketing	26	19	13	15	13
	6.2001	Industrial Management	3	3	5	3	1
	7.0301	Computer Information Systems	-	-	-	14	16
	7.0401	Administrative Services	5	4	3	1	4
	9.0401	Mass Communications	13	4	13	11	9
	11.0101	Computer Science (See 07.0301)	17	19	16	-	-
	13.1202	Elementary Education	47	34	36	46	34
	13.1301	Vocational Agri. Educ.	5	2	7	6	3
	13.1302	Art	0	1	1	2	2

TABLE A-5. BACHELOR'S DEGREES CONFERRED BY ARKANSAS PUBLIC FOUR-YEAR INSTITUTIONS, 1984-85 THROUGH 1988-89

Inst.	CIP Code	CIP Classification	1984-85	1985-86	1986-87	1987-88	1988-89
SAUM	13.1303	Business Education	3	4	9	4	3
(cont.)	13.1305	English	0	1	2	2	1
	13.1306	Spanish	0	1	0	5	0
	13.1311	Mathematics	1	0	4	4	4
	13.1312	Music (Emphasis in Piano, Instrumental, & Vocal)	2	3	1	0	3
	13.1314	Health, Phys. Ed. & Rec.	32	14	20	13	2
	13.1316	Physics	0	0	0	0	0
	13.1316	Biological Science	1	3	2	0	4
	13.1316	Chemistry	0	0	0	0	0
	13.1316	General Science	1	0	2	1	1
	13.1318	Social Studies	5	3	3	7	7
	13.1399	Speech	0	1	0	5	0
	16.0905	Spanish	0	0	1	0	0
	17.0310	Medical Technology	2	1	1	2	2
	23.0101	English	0	3	4	2	0
	26.0101	Biological Science	4	13	6	6	6
	27.0101	Mathematics	1	2	4	2	0
	30.0101	General Science	1	4	1	1	2
	30.9999	Applied Studies	2	4	4	4	4
	40.0501	Chemistry	0	0	0	3	3
	40.0801	Physics (Deleted 1987)	1	1	-	-	1
	40.0899	Physics, Engineering	0	1	1	2	0
	42.0101	Psychology	3	3	6	5	7
	44.0201	Recreation & Comm. Serv.	4	0	3	0	4
	44.0701	Social Work (Deleted 1988)	8	3	5	1	-
	45.0601	Economics	0	1	2	1	1
	45.0801	History	3	1	5	5	2
	45.1001	Political Science	3	4	1	0	3
	45.1101	Sociology	3	2	2	2	2
	50.0501	Theatre	2	0	0	0	1
	50.0701	Art	2	0	0	0	2
	50.0901	Music	1	0	0	0	1
Total			286	216	256	245	239
UAF	1.0102	Domestic and International Agricultural Mkting.	0	0	0	1	4
	1.0102	Agriculture Business	41	26	28	25	18
	1.0103	Agricultural Economics	3	6	0	1	1
	1.0201	Agri. Mechanization	8	6	4	1	1
	1.0603	Landscape Design & Urban Hort.	3	2	7	2	3
	1.9999	Agricultural Journalism	0	0	0	0	0
	2.0201	Animal Science	23	33	18	28	19
	2.0204	Animal Nutr. (Deleted)	4	-	-	-	1
	2.0206	Dairy Science	4	3	0	2	0
	2.0209	Poultry Science	5	16	4	13	7
	2.0299	Domestic Animal Biology	10	4	1	1	0
	2.0301	Food Science	8	3	7	9	4
	2.0402	Agronomy	11	10	8	6	3



TABLE A-5. BACHELOR'S DEGREES CONFERRED BY ARKANSAS PUBLIC FOUR-YEAR INSTITUTIONS, 1984-85 THROUGH 1988-89

Inst.	CIP Code	CIP Classification	1984-85	1985-86	1986-87	1987-88	1988-89
UAF	2.0403	Horticulture	6	8	3	3	3
(cont.)	2.0408	Plant Prot./Pest Management	3	2	4	1	2
	2.0501	Soil Science	2	4	2	1	0
	3.0101	Environmental Science (Deleted)	2	3	2	-	2
	4.0101	Architectural Studies	2	4	4	2	6
	4.0201	Architecture	47	40	43	38	28
	4.0601	Landscape Architecture	9	6	8	1	3
	6.0101	General Business	25	22	34	30	29
	6.0201	Accounting	84	107	79	73	82
	6.0301	Finance and Banking	84	88	95	93	95
	6.0401	Administrative Management	22	26	45	43	39
	6.0501	Business Economics	4	3	5	4	6
	6.0705	Transportation	9	7	9	9	10
	6.0801	Finance and Insurance	13	10	3	9	9
	6.1401	Marketing	145	139	121	132	132
	6.1601	Personnel Management	28	26	28	27	40
	6.1701	Finance and Real Estate	20	39	33	27	25
	6.2001	Industrial Management	4	4	3	5	1
	6.9999	Acct. & Data Processing	26	9	19	15	18
	7.0401	Office Systems Management	4	6	1	1	6
	9.0101	Communication	32	59	51	63	59
	9.0401	Journalism	71	56	42	52	58
	11.0101	Computer Science	54	31	22	17	19
	11.0301	Comp. Info. Sys. & Quant. Analysis	77	50	42	49	26
	13.1099	Teaching Mildly Handicapped	20	25	20	15	24
	13.1202	Elementary Education	74	85	72	96	89
	13.1205	Secondary Ed.	0	0	0	2	2
	13.1301	Agricultural Education	7	7	12	9	4
	13.1302	Art Education	2	2	3	1	3
	13.1303	Business Education	16	11	10	6	19
	13.1305	English Education	5	7	10	13	8
	13.1306	Foreign Language Education	1	2	0	5	3
	13.1307	Health Sciences	8	5	7	5	12
	13.1308	Home Economics Education	7	11	4	4	8
	13.1309	Industrial & Technical Ed.	4	4	7	2	4
	13.1311	Mathematics Education	6	15	16	16	10
	13.1312	Music Education	22	10	11	13	12
	13.1314	Physical Education	43	41	35	35	27
	13.1316	Science Education	15	14	14	20	15
	13.1318	Social Studies Education	14	7	22	20	27
	13.1399	Speech Education	2	0	0	3	3
	13.1399	Journalism Education	0	1	0	2	0
	14.0301	Agricultural Engineering	6	9	4	5	4
	14.0701	Chemical Engineering	47	45	41	32	24
	14.0801	Civil Engineering	55	52	30	38	39
	14.0901	Computer Science Engineering	0	20	13	23	29
	14.1001	Electrical Engineering	90	66	73	74	92
	14.1701	Industrial Engineering	53	53	36	25	38
	14.1901	Mechanical Engineering	48	41	47	53	61
	16.0501	German	2	2	6	2	6

TABLE A-5. BACHELOR'S DEGREES CONFERRED BY ARKANSAS PUBLIC FOUR-YEAR INSTITUTIONS, 1984-85 THROUGH 1988-89

Inst.	CIP Code	CIP Classification	1984-85	1985-86	1986-87	1987-88	1988-89
UAF	16.0901	French	4	8	2	1	9
(cont.)	16.0905	Spanish	5	4	2	3	5
	18.0103	Speech Pathology/Audiology	11	17	10	11	10
	18.1801	Medical Science	6	2	2	4	1
	19.0101	General Home Economics	7	4	7	1	0
	19.0501	Food and Nutrition	5	6	5	8	8
	19.0601	Housing and Interior Design	14	9	12	11	12
	19.0701	Human Dev. & Family Studies	5	8	6	5	6
	19.0901	Clothing, Textiles, & Merch.	21	19	24	23	19
	23.0101	English	40	38	41	25	16
	23.0201	Classical Studies	0	1	0	2	4
	26.0301	Botany	1	1	0	1	2
	26.0501	Microbiology	12	12	13	16	18
	26.0701	Zoology	46	44	44	29	21
	27.0101	Mathematics	8	15	17	12	15
	30.0101	Natural Science	3	7	6	5	20
	31.0101	Recreation	-	-	-	-	2
	38.0101	Philosophy	1	3	3	6	1
	40.0501	Chemistry	10	19	21	10	5
	40.0601	Geology	40	22	19	5	8
	40.0703	Earth Science	4	1	0	1	1
	40.0801	Physics	6	4	2	2	6
	42.0101	Psychology	20	34	36	34	34
	43.0104	Criminal Justice	8	11	16	13	21
	44.0401	Public Administration	18	7	7	3	7
	44.0701	Social Work	12	13	17	12	16
	45.0201	Anthropology	3	8	1	5	9
	45.0601	Economics	2	5	9	1	4
	45.0701	Geography	2	2	4	6	4
	45.0801	History	25	18	19	15	23
	45.1001	Political Science	35	34	14	31	32
	45.1101	Sociology	7	3	2	1	5
	45.1201	Urban Studies (Deleted 1984)	-	1	1	-	0
	50.0301	Dance Education (Deleted)	3	0	0	1	-
	50.0501	Drama	4	1	4	4	7
	50.0602	Film	1	0	0	0	0
	50.0701	Art	19	23	18	14	18
	50.0903	Music	4	10	3	7	9
Total			1,852	1,807	1,655	1,631	1,700
UAFR			15	23	21	29	28
	6.0101	General Business	41	43	50	55	54
	6.0201	Accounting	19	24	33	34	31
	6.0301	Fin. (Emphasis Gen. Fin., Real Estate, & Insurance)	27	41	28	33	28
	6.0401	Management	1	2	2	5	1
	6.0501	Economics	1	4	11	4	7
	6.1302	Industrial Management	36	31	28	33	38
	6.1401	Marketing	0	2	7	3	4
	7.0301	Computer Information Systems	0	3	3	2	4
	7.0601	Office Systems Mgmt.	14	13	19	17	22
	9.0101	Speech Communication					

TABLE A-5. BACHELOR'S DEGREES CONFERRED BY ARKANSAS PUBLIC FOUR-YEAR INSTITUTIONS, 1984-85 THROUGH 1988-89

Inst.	CIP Code	CIP Classification	1984-85	1985-86	1986-87	1987-88	1988-89
UALR	9.0201	Advertising	3	7	2	1	4
(cont.)	9.0401	Journalism	10	23	6	23	20
	9.0701	Radio, T.V., & Film	11	23	20	19	22
	11.D1D1	Computer Science	36	34	49	34	37
	13.1003	Special Ed. - Deaf Ed.	0	0	0	3	2
	13.1201	Adult Education (Deleted 1989)	0	2	0	0	-
	13.1202	Elementary Education	39	49	53	47	40
	13.1302	Art (Deleted 1989)	1	1	1	0	-
	13.1303	Business Education (Deleted 1989)	2	5	4	6	-
	13.1305	English (Deleted 1989)	6	11	2	5	1
	13.1306	Foreign Languages (Deleted 1989)	0	1	1	1	-
	13.1307	Health. Phys. Ed. Rec. (Deleted 1989)	9	10	22	17	9
	13.1311	Mathematics (Deleted 1989)	2	4	3	2	1
	13.1312	Music Education (Deleted 1989)	1	2	1	3	-
	13.1314	Health, Phys. Ed., & Rec. (Deleted 1989)	9	1	10	8	2
	13.1316	Sci: Bio., Chem., Phys. Sci., Physics (Del. 1989)	1	2	4	4	1
	13.1318	Social Studies (Deleted 1989)	1	1	7	1	2
	13.1399	Speech Communication (Deleted 1989)	0	0	0	1	-
	14.1201	Engr. Physics (phased out)	0	1	-	-	-
	15.D1D1	Engr. Tech. (Architectural) (Deleted)	6	5	5	-	-
	15.0201	Engineering Technology (Construction)	0	0	0	6	6
	15.0203	Surveying	-	-	-	-	0
	15.0301	Computer Engineering Technology	0	0	0	0	4
	15.0303	Engr. Tech. (Electronics)	17	11	12	6	7
	15.0603	Engr. Tech. (Manufacturing)	2	6	1	1	5
	15.0805	Engr. Tech. (Mechanical)	6	8	7	9	7
	16.0901	French	0	0	3	1	0
	16.0905	Spanish	0	1	1	4	2
	17.0821	Comm. Disorders (w/UAMSC)	5	7	-	-	-
	18.0103	Comm. Disorders	-	-	7	6	8
	18.9999	Health Professions	0	2	0	1	0
	18.9999	Environmental Health	5	4	2	7	4
	23.01D1	English	19	23	23	28	31
	23.1101	Prof. & Tech. Writing	4	2	2	5	1
	24.0101	Liberal Arts	18	25	36	33	43
	26.0101	Biology	9	24	28	22	21
	27.01D1	Mathematics	5	2	3	4	9
	30.0401	International Studies	7	6	3	5	7
	38.0101	Philosophy	1	0	1	1	0
	40.0501	Chemistry	7	4	3	10	11
	40.0801	Physics	4	3	1	1	6
	42.0101	Psychology	40	48	35	47	55
	43.0104	Criminal Justice	23	25	28	41	36
	44.0799	Gerontology (Deleted 1989)	0	2	0	0	3
	45.0801	History	11	12	7	13	18
	45.1001	Political Science	17	11	12	16	21
	45.1101	Sociology & Anthropol.	11	12	12	17	15
	50.0501	Theater Arts	7	6	3	5	2
	50.0701	Art	10	12	22	22	16
	50.0901	Music	3	8	6	4	5
	50.0903	Music (Emphasis in Organ, Piano, Violin, & Voice)	2	2	0	0	0
Total			524	634	650	705	701

TABLE A-5. BACHELOR'S DEGREES CONFERRED BY ARKANSAS PUBLIC FOUR-YEAR INSTITUTIONS, 1984-85 THROUGH 1988-89

Inst.	CIP Code	CIP Classification	1984-85	1985-86	1986-87	1987-88	1988-89
UAH	2.0101	Agriculture	11	21	14	14	6
	3.0501	Forestry	14	19	15	14	8
	3.0601	Wildlife & Fisheries Mgmt.	1	0	0	2	1
	6.0101	General Business (Deleted)	30	23	20	24	-
	6.0201	Accounting	19	12	11	21	24
	6.0401	Management	4	10	3	9	29
	6.0401	Business Administration	-	-	-	-	7
	6.1401	Marketing	4	16	6	11	12
	7.0401	Office Administration	5	0	0	2	2
	11.0101	Computer Science	6	8	12	12	8
	13.1202	Elementary Education	33	37	17	37	36
	13.1302	Art	0	0	0	0	0
	13.1303	Business Education	1	3	1	2	3
	13.1305	English	0	0	0	0	0
	13.1311	Mathematics	0	0	0	0	0
	13.1312	Music	0	0	0	0	0
	13.1314	Health, Phys. Ed. & Rec.	22	27	15	18	16
	13.1316	Biology	0	0	0	0	0
	13.1316	Physics	0	0	0	0	0
	13.1316	Physical Science	0	0	0	0	0
	13.1316	General Science	0	0	0	0	0
	13.1316	Chemistry	0	0	0	0	0
	13.1318	Social Studies	0	0	0	0	0
	13.1399	Speech	0	0	0	0	0
	15.0604	Manuf. & Tech. (deleted)	0	1	-	-	-
	18.1101	Nursing	0	0	0	4	8
	23.0101	English	4	5	6	1	8
	23.1001	Speech	5	2	4	4	3
	26.0101	Biology	7	6	4	6	6
	27.0101	Mathematics	4	5	1	1	4
	30.0101	General Science (Suspended 1/84)	1	1	-	-	1
	40.0101	Physical Science	0	0	0	1	1
	40.0501	Chemistry	2	1	0	1	1
	40.0601	Geology	4	1	2	2	0
	40.0703	Earth Science (changed to Geology 7-1-81)	1	-	-	-	-
	40.0801	Physics	4	1	1	4	0
	42.0101	Psychology	7	14	3	6	3
	45.0101	History & Social Studies	6	3	3	2	7
	45.0801	History	2	1	2	1	0
	45.1001	Political Science	9	5	4	5	2
	50.0701	Art	1	2	0	2	1
	50.0901	Music	5	4	6	2	3
Total			212	228	150	208	200

TABLE A-5. BACHELOR'S DEGREES CONFERRED BY ARKANSAS PUBLIC FOUR-YEAR INSTITUTIONS, 1984-85 THROUGH 1988-89

Inst.	CIP		1984-85	1985-86	1986-87	1987-88	1988-89
	Code	CIP Classification					
UAMS	17.0102	Dental Hygiene	18	20	22	19	12
	17.0208	Nuclear Medicine Technology	-	-	3	4	5
	17.0209	Radiologic Technology	7	18	4	9	8
	17.0306	Cytotechnology	-	-	-	-	1
	18.0901	Medical Technology	23	19	18	16	10
	18.1101	Nursing	81	93	90	97	62
	18.1401	Pharmacy (Deleted 1989)	50	52	57	60	59
Total			179	202	194	205	157
UAPB	1.0103	Agricultural Economics	1	2	2	10	5
	2.0201	Animal Science	2	1	0	0	0
	2.0402	Agronomy	1	2	1	6	0
	3.0301	Fisheries Biology	1	2	2	1	0
	6.0201	Accounting	35	24	13	30	16
	6.0401	Business Administration	55	57	34	47	47
	11.0101	Computer Science	11	23	25	18	17
	13.1001	Special Education (Mildly Hand. K-12)	12	11	9	2	3
	13.1202	Elementary Education	14	15	13	23	20
	13.1204	Early Childhood Education	3	0	3	1	3
	13.1301	Agricultural Education	0	0	0	0	1
	13.1302	Art Education	3	0	1	5	2
	13.1303	Business Education	5	3	3	6	4
	13.1305	English Education	1	0	2	0	3
	13.1308	Home Economics	3	3	2	2	0
	13.1309	Industrial Arts Education (Deleted 1986)	1	-	-	-	-
	13.1311	Mathematics	2	0	1	3	1
	13.1312	Music Education (Inst. Emph.) (See Music Educ.)	1	0	3	2	0
	13.1312	Music Educ. (Emphases in Vocal, Piano, & Inst.)	-	-	-	-	0
	13.1312	Mus. Education (Voc & Piano Emph) (See Music Educ)	2	1	2	3	0
	13.1314	Health and Phy. Edu.	3	3	2	1	6
	13.1316	Science Education	0	0	2	3	0
	13.1317	Social Science	1	6	1	1	1
	13.1320	Trade & Industrial Edu.	0	2	2	0	4
	13.1399	Speech and Drama (Deleted 1987)	0	0	1	-	-
	15.0603	Industrial Technology	15	8	11	12	12
	18.1101	Nursing	1	0	0	22	12
	19.0503	Foods, Nutrition & Instit. Food Services	3	5	3	1	6
	19.0701	Child & Family Development	2	3	1	2	0
	19.0705	Gerontology	7	6	1	1	1
	19.0902	Fashion Merchandising	3	5	2	7	2
	23.0101	English	4	2	4	2	2
	23.1001	Speech and Drama	4	10	1	12	8
	26.0101	Biology	7	14	9	13	6
	27.0101	Mathematics	0	3	2	0	3
	31.0101	Parks & Comm. Recreation	3	7	3	7	6
	40.0501	Chemistry	3	7	0	3	9
	40.0801	Physics	3	1	0	1	0
42.0101	Psychology	7	4	6	8	13	
43.0104	Criminal Justice	11	19	14	9	21	
44.0701	Social Welfare	4	6	6	10	13	

TABLE A-5. BACHELOR'S DEGREES CONFERRED BY ARKANSAS PUBLIC FOUR-YEAR INSTITUTIONS, 1984-85 THROUGH 1988-89

Inst.	CIP Code	CIP Classification	1984-85	1985-86	1986-87	1987-88	1988-89
UAPB	45.0601	Economics	3	1	2	1	1
(cont.)	45.0801	History	0	1	1	1	2
	45.1001	Political Science	10	9	5	5	3
	45.1101	Sociology	0	4	3	2	3
	50.0701	Art (Functional) (Deleted)	0	1	-	-	-
	50.0901	Music (Deleted)	3	1	2	-	1
Total			250	272	200	283	257
UCA	6.0101	Management	24	25	27	44	46
	6.0201	Accounting	55	50	51	49	66
	6.0301	Finance	9	13	12	18	30
	6.0401	Business Administration (General)	21	20	18	26	15
	6.1401	Marketing	55	65	66	67	74
	7.0301	Business Data Processing	27	31	19	14	14
	7.0601	Administrative Services	10	8	5	13	14
	9.0401	Journalism	6	5	5	0	3
	11.0101	Computer Science	38	24	17	24	16
	13.1001	Spec. Educ.-Emphasis mld,mod,&pr. han. & sev. emot	-	-	-	-	27
	13.1001	Elementary - Special Edu.	25	25	19	10	3
	13.1012	Speech Pathology	4	13	15	5	0
	13.1099	Phys. Educ. & Rec. for the Handicapped	5	2	0	0	3
	13.1202	Elementary Education	59	39	37	45	64
	13.1204	Early Childhood Education	18	27	20	35	34
	13.1302	Art	5	6	8	3	4
	13.1303	Business Education	8	6	4	7	2
	13.1305	English	14	11	14	10	10
	13.1306	Spanish	0	0	0	1	1
	13.1306	French	0	0	0	1	0
	13.1307	Health Education	5	12	14	11	6
	13.1308	Home Economics	5	11	6	4	5
	13.1309	Industrial Education	6	3	4	5	7
	13.1310	Distributive Education	2	2	3	0	1
	13.1311	Mathematics	6	7	7	7	7
	13.1312	Piano or Organ (Emphasis)	6	0	3	2	1
	13.1312	Vocal Music (Emphasis)	3	5	2	6	3
	13.1312	Instru. Music (Emphasis)	7	6	4	2	6
	13.1314	Physical Education	33	33	26	32	24
	13.1316	Biology	0	0	4	5	1
	13.1316	Chemistry	0	0	0	0	0
	13.1316	Physics	0	0	0	0	0
	13.1316	General Science	0	0	0	0	0
	13.1316	Physical Science	2	0	0	0	2
	13.1318	Social Studies	10	4	9	5	7
	13.1399	Speech	0	0	3	1	0
	13.1399	Journalism	1	1	0	0	2
	15.0603	Industrial Technology	10	9	4	2	3
	16.0901	French	1	1	1	1	1
	16.0905	Spanish	2	1	3	1	1
	17.0209	Radiologic Technology	15	11	8	11	9

TABLE A-5. BACHELOR'S DEGREES CONFERRED BY ARKANSAS PUBLIC FOUR-YEAR INSTITUTIONS, 1984-85 THROUGH 1988-89

Inst.	CIP Code	CIP Classification	1984-85	1985-86	1986-87	1987-88	1988-89
UCA	17.0310	Medical Technology	2	4	1	1	0
(cont.)	17.0805	Manual Arts Therapy	1	2	-	-	1
	17.0807	Occupational Therapy	17	21	25	25	25
	17.0813	Physical Therapy	30	30	32	32	30
	17.0818	Respiratory Therapy	7	3	1	4	5
	18.0103	Speech Pathology	12	0	0	8	11
	18.1101	Nursing	35	46	32	27	12
	19.0101	Home Economics	8	8	6	8	0
	23.0101	English	4	9	7	15	12
	23.1001	Speech	8	11	12	12	18
	26.0101	Biology	21	16	17	18	14
	27.0101	Mathematics	10	6	6	3	8
	30.0101	General Science	0	3	3	7	1
	38.0101	Philosophy	1	3	1	1	2
	40.0101	Physical Science	0	0	0	0	1
	40.0501	Chemistry	6	8	2	6	8
	40.0801	Physics	4	3	9	3	1
	42.0101	Psychology	13	16	15	11	14
	44.0401	Public Administration	5	4	6	6	11
	45.0601	Economics	1	1	3	3	1
	45.0701	Geography	10	15	13	6	8
	45.0801	History	6	4	4	7	8
	45.1001	Political Science	12	13	5	7	8
	45.1101	Sociology	9	13	10	9	9
	50.0701	Art	3	6	5	11	7
	50.0903	Instru. Music (Emphasis)	1	2	0	1	0
	50.0903	Vocal Music (Emphasis)	0	0	0	0	1
	50.0903	Piano or Organ (Emphasis)	0	1	0	0	4
Total			723	724	653	698	732
Grand Total			5,760	5,833	5,467	5,636	5,813

TABLE A-6. POST-BACCALAUREATE CERTIFICATES CONFERRED BY ARKANSAS PUBLIC FOUR-YEAR INSTITUTIONS, 1984-85 THROUGH 1988-89

Inst.	CIP Code	CIP Classification	1984-85	1985-86	1986-87	1987-88	1988-89
UAMS	18.1105	Nurse Practitioner	0	0	0	0	0
	19.0503	Dietetic Internship (Post Baccalaureate)	12	14	14	14	14
Total			12	14	14	14	14
Grand Total			12	14	14	14	14

TABLE A-7. MASTER'S DEGREES CONFERRED BY ARKANSAS PUBLIC FOUR-YEAR INSTITUTIONS, 1984-85 THROUGH 1988-89

Inst.	CIP Code	CIP Classification	1984-85	1985-86	1986-87	1987-88	1988-89
ASUJ	2.0101	Agriculture	15	19	11	13	7
	6.0201	Accounting (Deleted)	3	-	-	-	-
	6.0401	Business Administration	17	25	29	25	39
	6.0901	International Bus. Mgmt. (Deleted)	-	-	1	-	-
	9.0401	Mass Comm., Journ.	4	7	3	6	1
	9.0701	Mass Comm., Radio-TV	2	10	4	5	4
	11.0101	Computer Science	0	1	5	5	2
	11.0401	Information Systems (Deleted)	6	-	-	-	-
	13.0405	Educational Adm. Elem. Principalship	14	16	13	18	19
	13.0405	Educational Adm. Sec. Principalship	6	15	11	10	22
	13.0405	Educational Adm. Superintendency	0	1	2	0	0
	13.0405	Educational Adm. Curr. & Adm.	1	3	3	4	3
	13.0499	Voc. Tech. Administration	0	0	0	4	9
	13.1001	Spec.Ed. Mildly Handicapped	5	17	9	4	12
	13.1004	Gifted, Talented, & Creative	0	0	0	3	4
	13.1005	Spec.Ed. Severely Emotionally Dist.	4	2	3	4	3
	13.1007	Spec.Ed. Mod. Profoundly Handicapped	6	9	4	8	13
	13.1101	Counselor Edu. Elem.	2	12	30	25	21
	13.1101	Counselor Edu. Secondary	4	20	17	20	12
	13.1202	Elementary Education	12	18	16	20	14
	13.1204	Early Childhood Education	15	25	12	18	23
	13.1299	Teacher Educ., General Programs (Deleted)	0	0	0	11	12
	13.1301	Agricultural Education	3	5	2	2	2
	13.1303	Business Education	9	5	8	14	7
	13.1305	English	1	2	4	0	4
	13.1311	Mathematics Education	0	1	0	1	0
	13.1312	Music Education	6	4	4	4	12
	13.1314	Physical Education	7	8	5	4	1
	13.1315	Reading	16	26	16	17	21
	13.1316	Biology	2	3	2	1	5
	13.1316	Chemistry	0	0	1	0	0
	13.1317	Social Science Education	2	8	5	0	4
	18.0102	Speech Pathology (See Communicative Disorders)	17	18	12	14	-
	18.0102	Communicative Disorders	-	-	-	-	11
	18.1101	Nursing, General	-	-	-	-	0
	20.0203	Early Childhood Services	0	0	0	0	0
	23.0101	English	6	4	5	4	7
	23.1001	Speech Communication & Dramatic Arts	6	5	5	1	6
	24.0101	General Studies (Blytheville AFB)	0	0	0	0	0
	26.0101	Biology	7	1	4	5	7
	27.0101	Mathematics	2	9	8	6	4
	40.0501	Chemistry	2	4	3	0	3
	42.0601	Rehab. Counseling	15	6	15	13	17
	44.0401	Public Administration	21	11	11	13	4
	45.0801	History	7	2	3	4	6
	45.1001	Political Science	5	4	3	4	2
	45.1101	Sociology	2	3	4	4	5
	50.0701	Art	3	1	4	2	3
	50.0903	Music - Performance	2	3	4	2	1
Total			257	333	301	318	352



TABLE A-7. MASTER'S DEGREES CONFERRED BY ARKANSAS PUBLIC FOUR-YEAR INSTITUTIONS, 1984-85 THROUGH 1988-89

Inst.	CIP Code	CIP Classification	1984-85	1985-86	1986-87	1987-88	1988-89
ATU	13.0501	Educational Media	3	8	4	10	3
	13.1004	Gifted & Talented	0	1	3	10	10
	13.1202	Elementary Education	28	48	33	20	30
	13.1305	English	1	2	1	4	1
	13.1311	Mathematics	2	2	2	4	2
	13.1312	Music Education	0	2	3	1	0
	13.1314	Physical Education	5	3	3	3	2
	13.1316	Natural Science (Deleted 1989)	2	3	0	1	1
	13.1318	Social Studies	3	4	0	5	2
Total			44	73	49	58	51
HSU	6.0101	Business Administration	5	4	10	6	17
	13.0405	Elementary Educ. Admin.	7	9	13	13	7
	13.1001	Special Education	10	8	8	4	6
	13.1101	Counselor Education	9	17	33	25	21
	13.1202	Elementary Education	6	5	7	4	1
	13.1204	Early Childhood (Deleted)	3	4	6	2	1
	13.1302	Art	1	2	3	2	0
	13.1303	Business Education	0	1	0	2	1
	13.1305	English	5	2	6	5	3
	13.1311	Mathematics	0	1	1	0	1
	13.1312	Music Instrumental (See Music Educ.)	0	1	3	0	0
	13.1312	Music Education	-	-	-	-	0
	13.1312	Music Vocal (See Music Educ.)	0	0	1	2	0
	13.1314	Physical Education	12	8	9	6	8
	13.1315	Elementary Educ. Reading (Deleted)	4	2	4	7	1
	13.1316	Biology	1	3	1	0	1
	13.1316	Physical Science	1	0	2	0	0
	13.1317	Social Science	0	2	1	0	1
	13.1399	Speech and Theatre (Deleted 1989)	0	0	1	1	-
	26.0101	Biology (Deleted 1988)	3	0	1	-	-
44.0799	Social Agency Counseling	6	4	5	5	3	
45.1101	Sociology	0	3	2	0	2	
Total			73	76	117	84	74
SAUM	13.1007	Special Education	8	0	2	1	0
	13.1101	Counseling & Guidance (Elem. & Sec.)	2	5	5	8	6
	13.1101	Agency Counseling	4	0	1	3	5
	13.1202	Elementary Education	13	15	9	9	6
	13.1303	Business Education	0	0	2	1	0
	13.1311	Mathematics	0	0	1	1	1
	13.1311	Mathematics, Gen. Science	1	2	0	0	0
	13.1314	Health, Phys. Educ. & Recreation	3	0	4	1	2
	13.1315	Specialization in Reading	0	3	1	1	0
13.1316	General Science in Sec. Educ.	0	2	3	1	0	
Total			31	27	28	26	20

TABLE A-7. MASTER'S DEGREES CONFERRED BY ARKANSAS PUBLIC FOUR-YEAR INSTITUTIONS, 1984-85 THROUGH 1988-89

Inst.	CIP Code	CIP Classification	1984-85	1985-86	1986-87	1987-88	1988-89
UAF	1.0103	Agriculture Economics	9	8	7	10	8
	1.0199	Rural Sociology	1	1	0	0	0
	1.0301	General Agriculture	8	7	12	8	6
	2.0201	Animal Science	11	6	11	13	13
	2.0301	Food Science	7	7	6	6	6
	2.0402	Agronomy	8	6	6	11	17
	2.0403	Horticulture	9	8	4	3	3
	4.0301	Com. Planning (Deleted 1984)	1	1	-	-	-
	6.0201	Accounting	8	6	8	9	12
	6.0401	Business Administration	91	91	73	41	47
	6.1302	Operations Research	3	4	1	0	1
	6.1303	Operations Management	-	-	-	-	191
	9.0101	Communication	11	3	7	7	5
	9.0401	Journalism	-	-	-	-	0
	11.0101	Computer Science	10	2	5	13	7
	13.0101	Education	11	6	9	3	0
	13.0401	Educational Administration	36	40	39	40	25
	13.0406	Higher Education	2	0	0	1	3
	13.0501	Instructional Resources	13	11	17	7	11
	13.1001	Special Education	29	38	20	28	19
	13.1101	Counselor Education	33	20	47	35	15
	13.1201	Adult Education	10	3	6	2	4
	13.1202	Elementary Education	56	48	50	38	29
	13.1205	Secondary Education	12	12	10	15	23
	13.1307	Health Education	7	7	5	5	4
	13.1311	Secondary Mathematics	0	0	3	5	6
	13.1312	Music Education	0	6	8	1	5
	13.1314	Physical Education	18	16	23	26	20
	13.1320	Vocational Education	26	21	13	22	30
	14.0101	Engineering	4	4	2	4	10
	14.0301	Agricultural Engineering	2	3	0	2	0
	14.0701	Chemical Engineering	13	10	12	8	10
	14.0801	Civil Engineering	7	9	6	6	11
	14.0901	Computer Science Engineering	-	-	0	3	1
	14.1001	Electrical Engineering	9	17	15	12	9
	14.1401	Environmental Engineering	1	2	1	0	1
	14.1701	Operations Management (See 6.1303)	152	199	164	139	-
	14.1701	Industrial Engineering	4	3	6	7	6
	14.1901	Mechanical Engineering	7	7	9	7	3
	15.0404	Instrumentation Science*	10	7	6	2	6
	16.0501	German	1	1	2	1	2
	16.0901	French	0	1	0	2	4
	16.0905	Spanish	4	0	1	2	1
	16.9999	Translation	2	0	0	1	3
	17.0402	Health Science	-	-	-	-	2
	17.0407	Rehabilitation	5	14	14	15	13
	17.0804	Exercise and Movement Sciences	-	-	-	-	3
	18.0103	Speech Pathology/Audio.	3	6	4	7	11
	19.0101	Home Economics	14	7	8	3	7
	22.0199	Agricultural Law	1	6	9	11	9
	23.0101	English	16	11	10	3	9
	23.0301	Comparative Literature	0	1	1	1	2
	23.0501	Creative Writing	14	7	8	7	7
	26.0301	Botany	0	2	2	0	3

TABLE A-7. MASTER'S DEGREES CONFERRED BY ARKANSAS PUBLIC FOUR-YEAR INSTITUTIONS, 1984-85 THROUGH 1988-89

Inst.	CIP		1984-85	1985-86	1986-87	1987-88	1988-89
	Code	CIP Classification					
UAF	26.0305	Plant Pathology	4	3	1	1	1
(cont.)	26.0501	Microbiology	2	10	12	4	6
	26.0701	Zoology	3	3	3	5	1
	26.0702	Entomology	7	1	1	1	6
	27.0101	Mathematics	4	3	4	6	6
	27.0501	Statistics	1	3	0	4	1
	31.0101	Recreation	6	7	4	13	3
	38.0101	Philosophy	2	1	1	2	1
	40.0501	Chemistry	3	0	2	3	2
	40.0601	Geology	18	11	16	9	13
	40.0801	Physics	2	3	0	2	0
	42.0101	Psychology	7	8	10	6	5
	44.0401	Public Administration	2	1	2	3	5
	45.0201	Anthropology	2	9	5	7	9
	45.0601	Economics	1	4	1	1	0
	45.0701	Geography	3	1	2	3	3
	45.0801	History	0	6	6	1	7
	45.1001	Political Science	1	0	3	2	3
	45.1101	Sociology	2	2	1	0	1
	50.0501	Drama	2	6	2	7	4
	50.0701	Art	2	2	2	1	0
	50.0903	Music	4	5	2	2	4
Total			777	784	750	675	724
UALR	6.0201	Account. (Deleted 1984)	1	2	-	-	-
	6.0401	Business Administration	25	21	12	17	17
	9.0401	Journalism	3	1	4	3	5
	9.9999	Interper. & Org. Commun.	14	7	8	3	11
	11.0101	Computer & Information Sciences	-	-	-	-	0
	13.0401	Educational Administration	0	0	0	1	8
	13.0501	Instructional Resources	-	-	-	-	0
	13.1001	Special Education	8	19	22	17	13
	13.1004	Teaching Gifted & Talented	14	27	29	41	24
	13.1007	Teaching the Severely & Profound Handicapped*	0	0	0	0	0
	13.1101	Counselor Education	0	0	0	2	4
	13.1201	Adult Education	0	0	0	3	5
	13.1202	Elementary Education	22	28	25	20	21
	13.1205	Secondary Education Opt. II (See Sec. Educ.)	0	0	0	7	-
	13.1205	Secondary Education OPT. 1 (See Sec. Educ.)	0	0	1	0	-
	13.1205	Secondary Education	-	-	-	-	25
	13.1311	Mathematics Education (Deleted)	-	-	-	1	-
	17.0407	Rehabilitation of the Blind	8	6	7	4	6
	18.0701	Health Ser. Admin.	7	6	14	6	8
	23.1101	Tech. & Expos. Writing	-	-	1	1	4
	25.0401	Library & Infor. Science (Deleted 1988)	11	1	15	4	2
	27.0301	Applied Mathematics	0	4	1	1	1
	40.0501	Chemistry	1	2	2	1	1
	42.0901	Applied Psychology	8	5	12	6	3
	43.0104	Criminal Justice	3	4	0	6	2

TABLE A-7. MASTER'S DEGREES CONFERRED BY ARKANSAS PUBLIC FOUR-YEAR INSTITUTIONS, 1984-85 THROUGH 1988-89

Inst.	CIP Code	CIP Classification	1984-85	1985-86	1986-87	1987-88	1988-89
UALR	44.0401	Public Administration	15	19	18	13	14
(cont.)	44.0701	Social Work	34	16	28	33	27
	44.0799	Gerontology	3	6	3	10	2
	45.0801	Public History	1	0	3	1	2
	50.0701	Art	2	0	4	1	4
Total			180	174	209	202	209
-----							
UANS	18.0103	Comm. Disorders	21	17	15	19	11
	18.1101	Nursing	11	8	14	23	34
	18.1401	Pharmacy	2	4	1	2	1
	26.0201	Biochemistry	0	1	0	1	0
	26.0501	Microbio. & Immunology	0	2	3	0	2
	26.0601	Anatomy	0	0	2	0	0
	26.0609	Clinical Nutrition	-	-	-	-	0
	26.0612	Toxicology. Interdis.	2	0	0	0	0
	26.0704	Pathology	0	2	0	1	0
	26.0705	Pharmacology	0	0	0	0	0
	26.0706	Physiology & Biophysics	0	1	0	1	2
Total			36	35	35	47	50
-----							
UCA	6.0401	Business Administration (General)	11	14	14	18	17
	13.0401	Elem. School Leadership	11	7	21	12	0
	13.0405	Sec. School Leadership	-	-	1	12	23
	13.0501	Library Media (Deleted 1988)	16	7	38	22	-
	13.0501	Library Media & Information Tech.	-	-	-	-	35
	13.1001	Spec. Educ.-Emph in Mld, Mod. & Prof. Hnd.&Sev Em	11	8	24	22	9
	13.1011	Communication Disorders (Delete 1988)	14	19	15	-	16
	13.1012	Speech-Language Pathology	0	0	0	18	0
	13.1101	School Counseling	11	8	25	17	16
	13.1202	Elementary Education	5	13	4	4	12
	13.1204	Early Childhood Education	10	9	2	6	4
	13.1303	Business Education	3	3	8	6	8
	13.1305	English	4	3	1	2	1
	13.1306	Spanish	1	0	2	0	2
	13.1307	Health Education	3	3	0	3	2
	13.1308	Home Economics (Deleted 1988)	7	7	7	7	3
	13.1309	Industrial Education	3	4	1	0	0
	13.1311	Mathematics	8	7	1	2	4
	13.1312	Music Education	5	7	3	5	1
	13.1314	Physical Education (Deleted 1986)	6	7	6	6	8
	13.1315	Reading	4	4	6	6	8
	13.1316	Biology	0	0	2	0	1
	13.1316	Physical Science	0	1	2	2	0
	13.1318	History	1	1	1	0	2
	18.0103	Speech-Language Pathology	-	-	-	-	0
	18.1101	Nursing	6	10	7	8	7
	19.0101	Home Economics	-	-	-	-	0
	23.0101	English	9	10	5	7	3



TABLE A-7. MASTER'S DEGREES CONFERRED BY ARKANSAS PUBLIC FOUR-YEAR INSTITUTIONS, 1984-85 THROUGH 1988-89

Inst.	CIP Code	CIP Classification	1984-85	1985-86	1986-87	1987-88	1988-89
UCA	26.0101	Biology	4	4	4	2	1
(cont.)	42.0601	Counseling Psychology	9	4	6	11	13
	42.9999	School Psychology	7	6	7	6	3
	45.0801	History	2	3	3	7	4
	45.1101	Sociology	7	5	1	2	2
	50.0903	Music Performance	0	0	1	3	4
Total			178	174	218	216	209
Grand Total			1,576	1,676	1,707	1,626	1,689



TABLE A-8. SPECIALIST DEGREES CONFERRED BY ARKANSAS PUBLIC FOUR-YEAR INSTITUTIONS, 1984-85 THROUGH 1988-89

Inst.	CIP Code	CIP Classification	1984-85	1985-86	1986-87	1987-88	1988-89
ASUJ	13.0405	Educational Admin. Curr. & Instruction	0	0	0	0	0
	13.0405	Educational Admin. Sec. Principalship	3	1	0	1	1
	13.0405	Educational Admin. Superintendry	2	0	0	2	4
	13.0405	Educational Admin. Elem. Principalship	2	1	1	0	2
	13.1101	Counselor Educ. - College Student Personnel Serv.	1	1	2	5	1
	13.1101	Counselor Educ. - Public Schools	3	4	2	7	4
	13.1299	Comm. College Teaching	7	6	11	0	12
Total			18	13	16	15	24
UAF	13.0101	Education	30	19	22	19	22
UALR	13.0401	Educational Admin.	-	-	1	0	0
	13.1101	Counselor Education	-	-	0	0	1
	13.1202	Elementary Education	-	-	0	47	0
	13.1205	Secondary Education	-	-	0	0	0
Total			0	0	1	47	1
UCA	13.0405	Educational Leadership	-	-	1	8	15
	13.1101	School Counseling	0	2	0	2	0
Total			0	2	1	10	15
Grand Total			48	34	40	91	62

TABLE A-9. INTERMEDIATE DEGREES CONFERRED BY ARKANSAS PUBLIC FOUR-YEAR INSTITUTIONS, 1984-85 THROUGH 1988-89

Inst.	CIP Code	CIP Classification	1984-85	1985-86	1986-87	1987-88	1988-89
UAF	23.0101	English (Deleted)	1	-	-	-	-
UALR	44.0799	Gerontology	-	-	1	0	1
Grand Total			1	0	1	0	1

TABLE A-10. DOCTORAL DEGREES CONFERRED BY ARKANSAS PUBLIC FOUR-YEAR INSTITUTIONS, 1984-85 THROUGH 1988-89

Inst.	CIP Code	CIP Classification	1984-85	1985-86	1986-87	1987-88	1988-89
UAF	2.0201	Animal Science	3	8	6	0	3
	2.0301	Food Science	3	4	1	0	1
	2.0401	Plant Science	3	1	1	3	2
	2.0402	Agronomy	16	12	8	6	3
	6.0401	Business Administration	20	16	15	14	14
	13.0101	Education	41	30	33	32	32
	14.0101	Engineering	7	14	6	7	6
	15.0404	Instrumentation Science*	0	2	0	1	0
	23.0101	English	5	4	1	4	2
	23.0301	Comparative Literature	1	1	0	1	0
	26.0201	Biochemistry and Molecular Biology**	1	7	0	1	1
	26.0301	Botany	2	1	1	0	0
	26.0501	Microbiology	1	1	4	0	0
	26.0501	Microbiology & Immunology**	-	-	-	-	0
	26.0601	Anatomy**	1	0	0	0	0
	26.0612	Toxicology, Interdisc.**	1	2	1	5	9
	26.0701	Zoology	1	4	4	0	1
	26.0702	Entomology	0	0	2	1	2
	26.0705	Pharmacology**	0	1	0	0	2
	26.0706	Physiology and Biophysics**	1	0	0	0	0
	27.0101	Mathematics	1	1	0	0	3
	38.0101	Philosophy	0	1	0	1	0
	40.0501	Chemistry	6	11	11	8	4
	40.0801	Physics	3	1	5	8	2
	42.0101	Psychology	10	7	9	4	8
	45.0601	Economics	0	4	3	2	0
	45.0801	History	1	1	1	3	1
Total			128	134	112	101	96
Grand Total			128	134	112	101	96

\* University of Arkansas at Fayetteville granted Instrumentation Science doctoral degrees through the University of Arkansas at Little Rock.

\*\* University of Arkansas at Fayetteville granted doctoral degrees in this CIP Code through the University of Arkansas for Medical Sciences.

TABLE A-11. FIRST PROFESSIONAL DEGREES CONFERRED BY ARKANSAS PUBLIC FOUR-YEAR INSTITUTIONS, 1984-85 THROUGH 1988-89

Inst.	CIP Code	CIP Classification	1984-85	1985-86	1986-87	1987-88	1988-89
UAF	22.0101	Law	128	125	111	135	120
UALR	22.0101	Juris Doctor	97	102	83	112	98
UAMS	18.1001	Medicine	129	128	125	122	125
	18.1401	Pharmacy	0	0	0	0	0
Total			129	128	125	122	125
Grand Total			354	355	319	369	343

TABLE A-12. POST-FIRST PROFESSIONAL CERTIFICATES CONFERRED BY ARKANSAS PUBLIC FOUR-YEAR INSTITUTIONS, 1984-85 THROUGH 1988-89

Inst.	CIP Code	CIP Classification	1984-85	1985-86	1986-87	1987-88	1988-89
UAMS	18.1099	House Officer Training (Post M.D.)	197	220	189	200	228
Grand Total			197	220	189	200	228



DEGREES GRANTED AND OTHER FORMAL AWARDS CONFERRED BY  
ARKANSAS INDEPENDENT COLLEGES AND UNIVERSITIES,  
1984-85 THROUGH 1988-89

TABLE A-13. CERTIFICATES CONFERRED BY ARKANSAS INDEPENDENT TWO-YEAR INSTITUTIONS, 1984-85 THROUGH 1988-89

Inst.	CIP Code	CIP Classification	1984-85	1985-86	1986-87	1987-88	1988-89
CRC	7.0601	Secretarial Science (Deleted 1985)	1				
Grand Total			1				

TABLE A-14. ASSOCIATE DEGREES CONFERRED BY ARKANSAS INDEPENDENT TWO-YEAR INSTITUTIONS, 1984-85 THROUGH 1988-89

Inst.	CIP Code	CIP Classification	1984-85	1985-86	1986-87	1987-88	1988-89
CRC	24.0101	Arts & Science or Gen. Programs	24	15	16	14	15
	39.0201	Bible Studies	0	0	0	1	1
	Total		24	15	16	15	17
SC	6.0401	Business Administration	0	3	8	7	9
	7.0601	Secretarial Science	0	1	0	3	0
	8.0301	Business/Middle Management	3	0	0	0	0
	11.0101	Computer Sciences	0	0	0	1	1
	24.0101	General Education Prog.	4	10	2	2	4
	43.0201	Fire Science Program	1	0	0	1	0
	44.0701	Social Work	0	0	2	2	0
	45.0101	Social Sciences	0	0	3	0	2
Total		8	14	15	16	16	
Grand Total			32	29	31	31	32

TABLE A-15. CERTIFICATES CONFERRED BY ARKANSAS INDEPENDENT FOUR-YEAR INSTITUTIONS, 1984-85 THROUGH 1988-89

Inst.	CIP Code	CIP Classification	1984-85	1985-86	1986-87	1987-88	1988-89
AC	7.0301	Computer Studies in Business	1	1	1	1	2
CBC	7.0701	Secretarial Science	1	1	0	0	0
GBU	7.0601	Office Administration	2	0	0	0	0
SBC	7.0601	Secretarial Science	0	4	0	0	0
	36.0101	Leisure & Recreational Activities	0	0	0	0	0
Total			0	4	0	0	0
UO	7.0601	Secretarial Science	0	0	0	2	0
Grand Total			4	6	1	3	2

TABLE A-16. ASSOCIATE DEGREES CONFERRED BY ARKANSAS INDEPENDENT FOUR-YEAR INSTITUTIONS, 1984-85 THROUGH 1988-89

Inst.	CIP Code	CIP Classification	1984-85	1985-86	1986-87	1987-88	1988-89
ABC	6.0401	Business Administration	0	0	1	1	1
	7.0601	Secretarial Science	0	0	0	1	0
	Total		0	0	1	2	1
CBC	6.0401	Business	1	2	2	0	2
	24.0101	General Education	5	3	4	59	10
	39.0401	Christian Education	0	1	0	0	0
	39.0501	Church Music	-	-	-	-	0
	50.0901	Music	1	1	1	0	1
Total		7	7	7	59	13	
HU	7.0701	Applied Office Science	14	11	3	6	6
JBU	7.0401	Office Administration	-	-	-	-	4
	7.0701	Secretarial Science (Deleted 1986)	4	7	3	9	-
	9.0401	Journalism	0	0	1	0	0
	9.0501	Public Relations	-	-	-	-	1
	10.0104	Broadcasting	1	3	1	0	1
	13.0101	General Education	0	0	1	0	0
	15.0101	Building Construction	2	2	1	0	0
	15.0403	Electromechanical Technology	-	-	-	-	0
	15.9999	Engineering Technology	0	1	1	1	0
	20.0201	Child Development (Deleted 1985)	0	2	1	-	-
	20.0401	Food Technician (Deleted)	1	1	-	-	-
	24.0199	Pre-Nursing	0	0	0	0	0
	30.9999	Interdisciplinary Studies (Deleted 1986)	3	0	2	-	-
	39.0201	Biblical Studies	1	3	1	2	1
	39.0401	Church Ministries	1	0	0	0	0
	46.0499	Building Trades (Deleted 1986)	0	-	-	-	1
	50.0701	Art	3	0	1	2	2
50.0901	Music	1	0	0	1	0	
Total		17	19	13	15	10	
SBC	7.0301	Business Data Processing	1	3	1	4	1
	7.0601	Secretarial Science	4	1	0	0	1
	8.0301	Business Management	0	1	0	0	0
	21.0101	Coop with Vo-Tech	0	0	0	2	0
	24.0101	Arts & Science or General Programs	55	40	49	38	42
	36.0101	Leisure & Recreational Activities	1	2	2	0	0
	39.0601	Theology	1	0	0	0	1
	50.0901	Music	0	1	1	2	4
Total		62	48	53	46	49	

84

TABLE A-16. ASSOCIATE DEGREES CONFERRED BY ARKANSAS INDEPENDENT FOUR-YEAR INSTITUTIONS, 1984-85 THROUGH 1988-89

Inst.	CIP Code	CIP Classification	1984-85	1985-86	1986-87	1987-88	1988-89
UD	7.0601	Secretarial Science	0	0	0	0	0
	8.0301	Business Mid-Management	0	0	0	0	0
Total			0	0	0	0	0
Grand Total			100	85	77	128	79

TABLE A-17. BACHELOR'S DEGREES CONFERRED BY ARKANSAS INDEPENDENT FOUR-YEAR INSTITUTIONS, 1984-85 THROUGH 1988-89

Inst.	CIP Code	CIP Classification	1984-85	1985-86	1986-87	1987-88	1988-89
ABC	6.0401	Business Administration	6	11	5	6	9
	7.0301	Business Data Processing	-	-	-	-	0
	13.1202	Elementary Education	3	2	5	1	4
	13.1205	Secondary Education	-	-	-	-	1
	13.1318	Social Studies	1	1	0	1	0
	38.0201	Religion	0	3	2	0	0
	45.0101	Social Science	10	10	6	8	4
Total			20	27	18	16	18
AC	6.0201	Accounting	7	8	7	5	5
	6.0401	Business Administration (Deleted 1984)	13	20	7	3	1
	6.0401	Management	0	0	11	9	11
	6.0501	Economics	-	-	-	-	0
	6.1401	Marketing Management	-	-	-	-	0
	7.0301	Computer Studies in Business	4	9	9	3	2
	8.0708	Marketing, General	-	-	-	-	3
	9.0101	Media Arts	5	2	1	7	3
	13.1202	Elementary Education	8	10	10	9	14
	13.1302	Art Education (Deleted 1987)	0	0	1	-	-
	13.1305	English	1	0	0	0	1
	13.1311	Mathematics Education	2	5	2	1	1
	13.1312	Music Education	0	0	0	0	0
	13.1314	Physical Education	6	12	3	4	5
	13.1316	Chemistry	0	0	7	2	0
	13.1316	Biological Science	0	3	7	5	1
	13.1318	Social Studies Education	0	0	0	1	2
	17.0310	Medical Technology	2	2	1	7	4
	18.0701	Health Care Administration	4	0	0	0	0
	23.0101	English	1	4	2	6	3
	26.0101	Biology	3	4	6	5	1
	27.0101	Mathematics	1	1	4	2	2
	38.9999	Religion & Philosophy	0	0	0	1	0
	40.0501	Chemistry	2	4	7	2	3
	42.0101	Psychology	4	2	5	1	5
	44.0701	Social Work	8	1	7	6	8
45.0801	History	2	2	4	3	6	
50.0501	Speech and Theatre	0	1	2	0	1	
50.0703	Art History & Appreciation	0	0	1	1	0	
50.0901	Music	1	0	1	4	1	
Total			74	90	105	87	83
CBC	39.0201	Bible	8	7	7	3	7
	39.0301	Christian Missions	0	0	0	0	2



TABLE A-17. BACHELOR'S DEGREES CONFERRED BY ARKANSAS INDEPENDENT FOUR-YEAR INSTITUTIONS, 1984-85 THROUGH 1988-89

Inst.	CIP Code	CIP Classification	1984-85	1985-86	1986-87	1987-88	1988-89
CBC	39.0401	Christian Education	0	0	2	0	0
(cont.)	39.0501	Church Music	0	0	1	1	0
	39.0601	Pastoral Ministry	-	-	-	-	0
Total			8	7	10	4	9
HC	6.0501	Economics and Business	21	21	28	21	38
	13.1202	Elementary Education	9	3	7	4	17
	13.1302	Art	0	2	0	0	0
	13.1305	English	0	0	0	0	0
	13.1306	German	0	0	0	0	0
	13.1306	French	0	0	0	0	0
	13.1306	Spanish	0	0	0	0	0
	13.1311	Mathematics	0	4	0	0	0
	13.1312	Music	0	0	0	0	0
	13.1314	Physical Education	2	5	2	4	4
	13.1316	Physical Science	0	0	0	0	0
	13.1316	Physics	0	0	0	0	0
	13.1316	Biological Science	0	0	0	0	0
	13.1316	General Science	0	0	0	0	0
	13.1316	Chemistry	0	0	0	0	0
	13.1318	Social Studies	0	0	0	0	0
	13.1399	Speech	0	0	0	0	0
	16.0501	German	1	1	2	2	3
	16.0901	French	1	1	1	1	2
	16.0905	Spanish	4	1	3	2	2
	23.0101	English	13	21	14	14	12
	24.0101	Integrative Studies Major	4	0	0	0	0
	24.0199	Humanities (Arts & Letters)	6	9	5	14	1
	26.0101	Biology	32	25	34	23	34
	27.0101	Mathematics	11	6	6	10	9
	38.0101	Philosophy	3	3	2	2	3
	38.0201	Religion	12	7	6	6	2
	38.9999	Philosophy & Religion	-	3	2	0	1
	40.0501	Chemistry	17	15	25	12	9
	40.0801	Physics	3	5	11	7	8
	42.0101	Psychology	22	13	16	17	19
	45.0601	Economics	18	13	14	17	37
	45.0801	History	15	15	11	18	17
	45.1001	Political Science	6	9	13	22	21
	45.1101	Sociology	1	2	3	4	1
	50.0501	Theatre Arts	5	4	2	1	3
	50.0701	Art	3	3	2	4	1
	50.0901	Music	1	1	1	1	2
Total			210	192	210	206	246

TABLE A-17. BACHELOR'S DEGREES CONFERRED BY ARKANSAS INDEPENDENT FOUR-YEAR INSTITUTIONS, 1984-85 THROUGH 1988-89

Inst.	CIP Code	CIP Classification	1984-85	1985-86	1986-87	1987-88	1988-89
HU	4.0501	Interior Design (Art)	0	0	4	9	1
	5.0102	American Studies	0	0	1	1	1
	6.0201	Accounting	41	56	72	62	58
	6.0401	Management	34	38	45	48	40
	6.0501	Economics	1	3	4	3	5
	6.0702	Sports Management	2	3	4	2	6
	6.1401	Marketing	35	39	50	58	46
	7.0601	Office Systems	7	15	21	7	6
	8.0102	Fashion Merchandising (Deleted 1989)	5	2	9	2	3
	9.0201	Advertising	5	2	4	4	8
	9.0401	Print Journalism	8	3	4	0	3
	9.0501	Public Relations	5	8	3	11	13
	9.0701	Radio/Television	4	11	3	13	4
	11.0101	Computer Science	31	27	15	5	12
	11.0401	Computer Information Systems	55	29	21	10	8
	13.1011	Communication Disorders	-	-	-	-	0
	13.1011	Education, Special - Mildly Handicapped	0	0	14	7	7
	13.1011	Education, Special - LD (Deleted 1987)	13	21	-	-	-
	13.1202	Education, Elementary	37	39	56	43	66
	13.1204	Education, Kindergarten	0	0	0	0	0
	13.1205	Education, Secondary	0	0	1	1	2
	13.1302	Art Education	0	0	0	0	0
	13.1303	Business Education	1	2	2	5	4
	13.1304	Driver's Education (Deleted 1989)	0	0	0	0	-
	13.1305	English	0	0	0	0	0
	13.1306	French	0	0	0	0	0
	13.1306	Spanish	0	0	0	0	0
	13.1307	Health Education (Deleted 1989)	6	0	0	0	-
	13.1308	Home Economics (Vocational)	0	1	0	1	3
	13.1311	Mathematics	0	0	4	4	6
	13.1312	Instrumental Music	0	4	0	0	0
	13.1312	Vocal/Choral Music	0	2	6	1	1
	13.1312	Music	3	0	0	3	4
	13.1314	Physical Education	17	23	15	15	15
	13.1316	General Science	0	0	0	0	0
	13.1316	Physics	0	0	0	0	0
	13.1316	Biology	0	0	0	0	0
	13.1316	Chemistry	0	0	0	0	0
	13.1317	Social Science	0	0	0	0	0
	13.1399	Print Journalism	0	0	0	0	0
	13.1399	Oral Communication	0	0	0	0	0
	16.0901	French	2	2	2	7	0
	16.0905	Spanish	2	0	0	1	0
	18.0103	Communication Disorders	6	8	8	3	9
	18.0901	Medical Technology	3	0	2	1	1
	18.1101	Nursing	37	34	30	25	24
	19.0101	Home Economics (General)	4	7	4	3	9
	19.0503	Dietetics	7	8	4	5	5
	19.0902	Fashion Merchandising	-	-	-	-	0
	20.0102	Child Development	0	0	1	4	0
	23.0101	English	8	13	2	10	12
	23.1001	Oral Communication	2	0	0	1	2
	26.0101	Biology	15	16	23	22	24



TABLE A-17. BACHELOR'S DEGREES CONFERRED BY ARKANSAS INDEPENDENT FOUR-YEAR INSTITUTIONS, 1984-85 THROUGH 1988-89

Inst.	CIP Code	CIP Classification	1984-85	1985-86	1986-87	1987-88	1988-89
HU	26.0201	Biochemistry	2	4	6	6	3
(cont.)	27.0101	Mathematics	7	13	8	19	9
	30.0101	General Science	2	3	5	5	5
	39.0101	Biblical Languages	1	4	1	2	3
	39.0201	Bible & Religion	37	24	14	18	23
	39.0301	Missions (Relig. Studies)	1	1	4	2	2
	39.0401	Religious Education	0	0	0	0	2
	39.0501	Religious Music and Bible	0	0	0	0	0
	39.0601	Youth Ministry	0	-	1	1	2
	40.0501	Chemistry	6	1	4	4	6
	40.0801	Physics	0	2	0	0	0
	42.0101	Psychology	11	18	22	12	20
	44.0401	Public Administration	4	3	4	6	3
	44.0701	Social Work	13	19	12	11	15
	45.0101	Social Service	3	3	2	3	4
	45.0801	History	4	2	3	3	8
	45.0901	International Studies (Deleted)	0	0	3	-	-
	45.1001	Political Science	3	1	1	2	3
	45.1101	Sociology	1	7	0	2	1
	45.1101	Applied Sociology	0	1	0	0	0
	50.0402	Art	13	5	7	13	0
	50.0402	Advertising Art	0	0	0	1	2
	50.0501	Theatre	1	0	0	0	0
	50.0701	Art	-	-	-	-	9
	50.0704	Theater Management	0	0	0	0	0
	50.0708	Painting	0	2	0	0	0
	50.0709	Three Dimensional Design	0	0	0	0	0
	50.0901	Music	1	3	2	2	7
	50.0903	Music Performance	-	-	-	-	7
	50.0903	Piano (Deleted 1989)	0	0	0	0	-
	50.0903	Voice (Deleted 1989)	0	0	0	0	-
	50.0903	Strings (Deleted 1989)	0	0	0	0	-
Total			506	531	533	509	542
JBU	6.0101	Business, General	17	18	23	34	29
	6.0201	Accounting	8	10	12	9	16
	7.0401	Office Administration	4	2	2	4	5
	9.0101	Communication (Deleted 1987)	0	1	3	-	-
	9.0401	Journalism	0	0	3	5	5
	9.0501	Public Relations	0	0	0	2	1
	9.0701	Broadcasting	17	11	8	11	11
	13.1202	Early Childhood	13	9	10	13	16
	13.1303	Business Education	3	2	1	1	0
	13.1305	English	2	3	4	2	0
	13.1308	Home Economics Education (Deleted 1985)	1	2	1	1	-
	13.1311	Mathematics Education	0	0	4	1	1
	13.1312	Music Education	0	3	1	3	3
	13.1314	Physical Education	10	2	7	8	3
	13.1316	Biology Education	0	0	0	2	1
	13.1316	Science Education (Deleted 1986)	0	1	-	-	-

TABLE A-17. BACHELOR'S DEGREES CONFERRED BY ARKANSAS INDEPENDENT FOUR-YEAR INSTITUTIONS, 1984-85 THROUGH 1988-89

Inst.	CIP Code	CIP Classification	1984-85	1985-86	1986-87	1987-88	1988-89
JBU	13.1316	Chemistry Education	-	-	-	-	0
(cont.)	13.1318	Social Studies	1	1	1	1	3
	14.0101	Engineering, General	9	6	10	10	7
	15.0101	Building Construction	8	8	4	6	4
	17.0310	Medical Technology	0	0	0	0	0
	19.0101	Home Economics (Deleted 1985)	4	1	2	-	-
	23.0101	English	1	3	0	0	1
	24.0102	General Studies	-	-	-	-	1
	26.0101	Biology	2	5	5	8	4
	27.0101	Mathematics	0	1	2	2	0
	30.9999	Interdisciplinary Studies	0	0	0	1	0
	34.0103	Corporate/Commun. Wellness Mgt.	-	-	-	-	0
	39.0201	Bible	5	4	5	4	3
	39.0401	Church Ministries	5	3	1	5	5
	40.0501	Chemistry	0	0	0	2	0
	42.0101	Psychology	5	7	6	12	8
	45.0101	Social Studies	0	0	0	0	0
	45.0801	History	0	0	0	4	1
	50.0901	Music (Liberal Arts)	3	3	0	0	0
	50.0903	Music (Perform/Comp/Theory)	0	0	0	0	0
Total			118	106	115	151	128
OBU	6.0201	Accounting	21	16	19	10	10
	6.0401	Business Administration	30	24	29	24	24
	7.0601	Office Administration	4	4	1	4	1
	9.0101	Speech	2	23	10	0	13
	9.0401	Communications	8	0	0	19	0
	11.0101	Computer Science	2	4	2	4	0
	13.1012	Speech Pathology	5	4	5	7	12
	13.1202	Elementary Education	19	24	19	20	22
	13.1204	Early Childhood Ed.	0	0	0	0	0
	13.1205	Secondary Education	0	0	0	0	0
	13.1302	Art Education	3	2	0	2	1
	13.1303	Business Education 1	0	0	0	0	0
	13.1303	Business Education 2	1	2	1	0	0
	13.1305	English Education	3	3	2	2	1
	13.1306	Spanish Education	0	0	0	0	0
	13.1306	French Education	0	0	0	0	0
	13.1307	Health Education	0	0	0	0	0
	13.1308	Home Economics Education	3	3	2	4	7
	13.1311	Mathematics Education	0	0	0	0	0
	13.1312	Music Ed., Instrumental	0	4	1	2	1
	13.1312	Music Education, Choral	0	0	2	6	3
	13.1314	Physical Education	24	19	18	17	19
	13.1316	Physics Education	-	-	-	-	0
	13.1316	Chemistry Education	0	0	0	0	1
	13.1316	Biological Science Ed.	0	0	3	1	1
	13.1316	General Science Ed.	0	0	0	0	0
	13.1316	Physical Science Ed.	0	1	0	0	0
	13.1317	Social Sciences Education	2	3	2	2	2
	13.1399	Journalism Education	0	1	0	1	0

TABLE A-17. BACHELOR'S DEGREES CONFERRED BY ARKANSAS INDEPENDENT FOUR-YEAR INSTITUTIONS, 1984-85 THROUGH 1988-89

Inst.	CIP Code	CIP Classification	1984-85	1985-86	1986-87	1987-88	1988-89
OBU	13.1399	Speech and Drama Education	2	2	0	0	0
(cont.)	16.0901	French	0	0	1	1	1
	16.0905	Spanish	1	1	2	2	2
	18.0901	Medical Technology	0	0	0	0	0
	18.1901	Pre-Pharmacy	0	0	0	0	0
	18.9999	Pre-Nursing	0	0	0	0	0
	19.0101	Home Economics	5	4	2	4	3
	19.0503	Pre-Dietetics	0	2	0	5	0
	23.0101	English	4	1	3	1	1
	23.1001	Speech, Debate & Forensics (Deleted)	-	-	2	1	-
	26.0101	Biology	4	8	10	8	10
	27.0101	Mathematics	4	2	4	2	4
	30.0301	Arts--Engineering	0	0	0	0	0
	38.0101	Philosophy	2	5	1	2	3
	39.0201	Biblical Studies	-	-	-	-	0
	39.0401	Christian Education	6	5	2	5	2
	39.0501	Church Music	2	4	3	4	1
	39.0601	Youth Ministry	-	-	-	-	0
	39.0601	Pastoral Ministry	20	7	0	10	8
	39.9999	Family Life Ministry Recreation	3	2	14	11	2
	39.9999	Family Life Ministry Guidance	-	-	-	-	0
	40.0501	Chemistry	8	7	5	3	4
	40.0501	Chemistry--Dental Hygiene	0	0	0	0	0
	40.0501	Chemistry--Pre-Dentistry	0	0	0	0	1
	40.0505	Chemistry-Pre-Medical	0	0	0	0	0
	40.0505	Chemistry--Pre-Med Tech	0	0	0	1	0
	40.0801	Physics	1	1	2	2	2
	42.0101	Psychology	8	9	10	9	11
	45.0601	Economics	1	0	2	2	2
	45.0801	History	7	6	1	5	5
	45.1001	Political Science	16	11	5	9	11
	45.1101	Sociology	10	13	10	12	10
	48.0203	Commercial Art	1	0	0	0	0
	50.0501	Drama	0	2	0	1	0
	50.0501	Speech and Drama	4	0	1	0	0
	50.0701	Art	1	1	2	3	1
	50.0708	Art Studio	0	0	0	0	0
	50.0901	Music	10	1	3	3	12
	50.0903	Applied Music	4	0	0	0	0
	50.0904	Music Theory & Comp.	1	1	0	0	0
Total			252	232	201	231	214

TABLE A-17. BACHELOR'S DEGREES CONFERRED BY ARKANSAS INDEPENDENT FOUR-YEAR INSTITUTIONS, 1984-85 THROUGH 1988-89

Inst.	CIP Code	CIP Classification	1984-85	1985-86	1986-87	1987-88	1988-89
PSC	6.0401	Business Administration	32	40	28	32	35
	7.0601	Secretarial Science	2	1	2	1	0
	11.0101	Computer Science	-	-	-	-	0
	13.1001	Special Education	5	5	2	1	2
	13.1202	Elementary Education	7	7	3	13	13
	13.1303	Business Education	0	2	2	3	0
	13.1305	English	3	2	2	2	2
	13.1306	Modern Languages	0	0	8	0	0
	13.1311	Mathematics	0	0	0	0	0
	13.1312	Music	1	0	0	0	0
	13.1314	Physical Education & Health	4	3	0	0	4
	13.1316	General Science	0	0	0	0	0
	13.1317	Social Science	0	0	0	0	0
	18.0901	Medical Technology	0	0	0	0	0
	19.0201	Business Home Economics	4	6	2	0	2
	23.0301	English	2	0	0	0	0
	26.0101	Biology	7	5	8	4	2
	27.0101	Mathematics	1	4	2	1	2
	38.9999	Philosophy & Religion	9	1	0	0	1
	40.0501	Chemistry	0	0	0	0	0
42.0101	Psychology	2	3	4	2	2	
44.0701	Social Work	1	4	3	2	9	
45.0801	History	0	0	0	0	0	
45.1001	Political Science	2	0	0	0	2	
45.1101	Sociology	3	1	2	8	3	
Total			76	84	68	69	79
SBC	6.0401	Business Administration	-	-	-	-	5
	39.0201	Bible Studies (Pastoral Ministry)	0	19	9	8	20
	39.0401	Religious Education	0	3	3	7	2
	39.0501	Religious Music	0	0	0	0	3
Total			0	22	12	15	30
UO	6.0201	Accounting	7	12	15	10	16
	6.0401	Business Administration	44	58	26	19	21
	6.0401	Management	0	12	6	0	14
	6.1401	Marketing	3	4	0	6	11
	8.0301	Entrepreneurship	-	-	-	-	2
	9.0101	Communications	3	7	2	6	2
	13.1202	Elementary Education	20	19	13	25	30
	13.1302	Art Education	0	0	1	0	0
	13.1303	Business Education I & II	5	2	3	1	3
	13.1305	English	1	3	1	0	1
	13.1307	Health Education	-	-	-	-	0
	13.1311	Mathematics	1	2	1	1	0
	13.1312	Music Education (Deleted)	-	-	1	-	-
	13.1314	Physical Education (Sec, Elem, K-12)	14	11	10	4	13
13.1316	General Science	0	0	0	0	0	

TABLE A-17. BACHELOR'S DEGREES CONFERRED BY ARKANSAS INDEPENDENT FOUR-YEAR INSTITUTIONS, 1984-85 THROUGH 1988-89

Inst.	CIP Code	CIP Classification	1984-85	1985-86	1986-87	1987-88	1988-89
UO	13.1316	Physical Science	-	-	-	-	0
(cont.)	13.1316	Biological Science	0	0	8	0	0
	13.1317	Social Science	0	4	4	0	0
	14.0101	Pre-professional Engineering	0	1	0	0	0
	17.0209	Radiography	0	0	0	0	0
	17.0818	Respiratory Therapy	0	0	0	0	0
	18.0901	Medical Technology	0	1	0	0	0
	23.0101	English	0	3	3	1	0
	24.0102	General Studies	4	6	4	2	8
	26.0101	Biology	6	3	8	3	3
	27.0101	Mathematics	1	0	3	0	4
	30.0101	General Science	1	1	0	0	1
	30.0401	Psychology/Sociology	0	1	4	0	3
	30.0401	Political Science/History (Deleted)	0	0	2	1	-
	30.0401	Political Science/Sociology	0	7	3	0	1
	39.0401	Religious Education	3	3	2	1	2
	40.0101	Physical Science	0	0	0	2	0
	42.0101	Psychology	6	5	4	4	0
	44.0401	Public Administration	4	2	2	1	4
	45.0101	Social Studies (Deleted 1987)	4	0	-	1	-
	45.0801	History	0	0	0	2	0
	50.0701	Art	0	1	1	0	0
	50.0901	Music	0	3	0	1	2
Total			127	171	127	91	141
Grand Total			1,391	1,462	1,399	1,379	1,490

TABLE A-18. MASTER'S DEGREES CONFERRED BY ARKANSAS INDEPENDENT FOUR-YEAR INSTITUTIONS, 1984-85 THROUGH 1988-89

Inst.	CIP Code	CIP Classification	1984-85	1985-86	1986-87	1987-88	1988-89
CBC	39.0201	Bible (Deleted 1987)	3	1	1	1	-
HU	6.0201	Accounting	4	11	16	21	11
	13.0401	Elementary School Administration	-	-	-	-	-
	13.1011	Education, Special (Mildly Handicapped)	-	-	-	-	11
	13.1202	Education, Elementary	14	24	14	24	7
	13.1205	Education, Secondary	22	12	18	23	24
Total			40	47	48	68	62
OBU	13.1202	Elementary Education	52	22	27	19	17
	13.1205	Secondary Education	12	0	5	0	0
	13.1305	English Education	0	2	2	3	2
	13.1311	Mathematics Education	0	0	0	0	0
	13.1312	Music Edu. Instrumental	0	4	0	1	0
	13.1312	Music Education, Choral	1	0	2	2	1
	13.1315	Reading Education	-	5	5	6	3
	13.1316	Biological Science Edu.	0	0	0	1	0
	13.1316	Physics Education	-	-	-	-	0
	13.1316	Chemistry Education	0	0	0	0	0
	13.1317	Social Sciences Education	0	0	5	0	0
Total			65	33	46	32	23
Grand Total			108	81	95	101	85

APPENDIX B

DEGREES GRANTED AND OTHER FORMAL AWARDS CONFERRED  
IN 1988-89 BY TWO-YEAR STATE INSTITUTIONS

TABLE B-1. CERTIFICATES CONFERRED BETWEEN JULY 1, 1988 AND JUNE 30, 1989 BY TWO-YEAR PUBLIC INSTITUTIONS

CIP Code	CIP Classification	ASUB	EACC	GCCC	MCCC	NACC	PCCC	RMCC	SAUE	SAUT	WCC	TOTAL
	Agribusiness & Agric. Production	-	-	-	0	0	-	-	-	-	-	0
	1.0101 Agriculture	-	-	-	0	0	-	-	-	-	-	0
	Subtotal	-	-	-	0	0	-	-	-	-	-	0
	Business and Management	-	-	0	-	-	-	-	-	-	-	0
	6.1701 Real Estate	-	-	0	-	-	-	-	-	-	-	0
	6.2001 Trade & Industrial Supervision & Management	-	0	-	-	-	-	-	-	-	-	0
	Subtotal	-	0	0	-	-	-	-	-	-	-	0
	Business and Office	0	-	12	0	-	-	0	-	0	-	12
	7.0301 Business Data Processing & Related Programs	-	-	-	-	-	2	-	-	-	-	2
	7.0303 Business Data Entry Equipment Operation	-	1	6	-	-	-	-	-	-	-	7
	7.0401 Office Supervision & Management	-	-	3	-	-	6	1	0	-	2	12
	7.0601 Secretarial & Related Programs	-	-	-	-	-	0	-	-	-	-	0
	7.0605 Medical Secretarial	-	-	-	-	-	-	-	-	-	-	0
	7.0701 Typing, General Office & Related Programs	1	3	-	-	0	-	-	-	-	-	4
	7.0702 Clerk-Typist	-	5	-	-	-	-	-	-	-	-	5
	7.0705 General Office Clerk	-	-	5	-	-	-	-	-	-	-	5
	7.0801 Word Processing	-	-	5	-	-	-	-	5	-	-	10
	7.9999 Business (Administrative Support), Other	-	-	-	-	-	-	-	0	-	-	0
	Subtotal	1	9	31	0	0	8	1	0	5	2	57
	Marketing and Distribution	-	-	-	0	-	-	-	-	0	-	0
	8.0301 Entrepreneurship	-	-	-	0	-	-	-	-	0	-	0
	Subtotal	-	-	-	0	-	-	-	-	0	-	0
	Communication Technologies	-	-	0	-	-	-	-	-	-	-	0
	10.0104 Radio & Television Prod. & Broadcasting Tech.	-	-	0	-	-	-	-	-	-	-	0
	Subtotal	-	-	0	-	-	-	-	-	-	-	0

BEST COPY AVAILABLE



(cont.)

TABLE B-1. CERTIFICATES CONFERRED BETWEEN JULY 1, 1988 AND JUNE 30, 1989 BY TWO-YEAR PUBLIC INSTITUTIONS

CIP Code	CIP Classification	ASUB	EACC	GCCC	MCCC	NACC	PCCC	RMCC	SAUE	SAUT	WCC	TOTAL
<b>Consumer, Personal, &amp; Miscellaneous Services</b>												
12.0403	Cosmetology	-	-	-	-	-	6	-	-	-	-	6
<b>Subtotal</b>												
<b>Engineering &amp; Engineering-Related Technologies</b>												
15.0202	Drafting & Design Technology	-	-	4	-	-	-	-	-	-	-	4
15.0303	Electronic Technology	-	0	-	-	-	-	-	4	0	-	0
15.0399	Electrical & Electronic Technologies, Other	-	-	-	-	-	-	-	-	0	-	0
15.0403	Electromechanical Technology	-	-	-	-	0	-	-	-	-	-	0
15.0404	Instrumentation Technology	-	-	-	-	-	1	-	-	-	-	1
<b>Subtotal</b>												
<b>Allied Health</b>												
17.0205	Emergency Medical Technology - Ambulance	-	-	-	-	-	-	-	-	-	11	11
17.0206	Emergency Medical Technology - Paramedic	-	1	1	-	0	-	-	-	-	-	2
17.0211	Surgical Technology	-	-	-	-	-	-	-	-	-	11	11
17.0503	Medical Assisting	-	-	0	-	-	-	-	-	-	-	0
17.0506	Medical Records Technology	-	-	4	-	-	-	-	-	-	-	4
17.0602	Nursing Assisting	-	-	-	-	-	0	-	-	-	-	0
17.0605	Practical Nursing	-	-	0	-	-	0	14	-	-	10	24
<b>Subtotal</b>												
<b>Vocational Home Economics</b>												
20.0202	Child Care Aide/Assisting	-	-	-	-	-	-	-	-	0	-	0
20.0401	Food Production, Management & Services	-	-	0	-	-	-	-	-	-	-	0
20.0406	Food Service	-	-	-	-	-	-	-	-	0	-	0
<b>Subtotal</b>												
<b>Protective Services</b>												
43.0105	Criminal Justice Technology	-	1	1	0	-	-	-	-	-	-	2
43.0203	Firefighting	-	-	0	-	-	-	-	-	-	-	0
<b>Subtotal</b>												

(cont.)  
 TABLE B-1. CERTIFICATES CONFERRED BETWEEN JULY 1, 1988 AND JUNE 30, 1989 BY TWO-YEAR PUBLIC INSTITUTIONS

CIP Code	CIP Classification	ASUB	EACC	GCCC	MCCC	MACC	PCCC	RMCC	SAUE	SAUT	WCC	TOTAL
<b>Construction Trades</b>												
46.0201	Carpentry	-	-	-	-	-	0	-	-	-	-	0
46.0499	Miscellaneous Const. Trades & Prop. Maintenance	-	-	-	-	-	0	-	-	-	-	0
<b>Subtotal</b>												
<b>Mechanics and Repairers</b>												
47.0104	Computer Electronics	-	-	-	-	-	1	-	-	-	1	2
47.0105	Industrial Electronics	-	-	-	-	-	0	-	-	-	18	18
47.0201	Heating, Air Con. & Refrigeration Mechanics	-	-	-	-	-	0	-	-	-	-	0
47.0301	Industrial Equipment Maintenance & Repair	-	-	-	-	-	-	-	-	-	1	1
47.0303	Industrial Machinery Maintenance & Repair	-	-	-	-	-	0	-	-	-	-	0
47.0601	Vehicle & Mobile Equipment Mechanics & Repairers	-	-	-	-	-	3	0	-	-	1	4
47.0604	Automotive Mechanics	-	-	-	-	-	-	0	-	-	-	0
47.0605	Diesel Engine Mechanics	-	-	-	-	-	4	0	-	-	21	25
<b>Subtotal</b>												
<b>Precision Production</b>												
48.0101	Drafting	-	-	-	-	0	0	-	-	-	-	8
48.0105	Mechanical Drafting	-	0	-	-	-	-	-	-	-	-	0
48.0206	Lithography, Photography & Platemaking	-	-	-	-	-	4	-	-	-	-	4
48.0503	Machine Tool Operation/Machine Shop	-	-	-	-	-	-	0	-	-	8	8
48.0508	Welding	-	-	-	-	-	0	-	-	-	1	1
<b>Subtotal</b>												
<b>Transportation &amp; Material Moving</b>												
49.0101	Air Transportation	-	-	-	-	0	-	-	-	-	-	0
<b>Subtotal</b>												
<b>Visual &amp; Performing Arts</b>												
50.0202	Ceramics	-	-	-	-	0	-	-	-	-	-	0
<b>Subtotal</b>												
1	11	41	0	0	23	15	0	5	72	168	<b>TOTAL CERTIFICATES</b>	

TABLE B-2. ASSOCIATE DEGREES CONFERRED BETWEEN JULY 1, 1988 AND JUNE 30, 1989 BY TWO-YEAR PUBLIC INSTITUTIONS

CIP Code	CIP Classification	ASUB	EACC	GCCC	MCCC	MACC	PCCC	RMCC	SAUE	SAUT	MCC	TOTAL
<b>Agribusiness &amp; Agric. Production</b>												
1.0101	Agriculture	-	-	0	0	-	-	-	-	-	-	0
1.0102	Agribusiness	-	-	-	-	0	-	-	-	-	-	0
1.0501	Agricultural Services & Supplies	-	0	-	-	-	-	-	-	-	-	0
1.0601	Horticulture, General	-	-	-	0	-	-	-	-	-	-	0
<b>Subtotal</b>												
		-	0	-	0	0	0	-	-	-	-	0
<b>Business and Management</b>												
6.0401	Business Administration & Management	-	-	-	-	-	-	-	-	21	-	21
6.0403	Product Management	26	-	-	-	-	-	-	-	-	-	26
6.1701	Real Estate	-	-	0	-	-	-	-	-	-	-	0
6.2001	Trade & Industrial Supervision & Management	-	-	-	2	-	-	-	-	-	-	2
<b>Subtotal</b>												
		26	-	0	2	-	-	-	-	21	-	49
<b>Business and Office</b>												
7.0101	Accounting, Bookkeeping & Related Programs	-	-	9	-	-	-	-	-	-	0	9
7.0102	Accounting & Computing	-	-	-	-	-	-	-	12	-	-	12
7.0201	Banking & Related Financial Programs	-	-	0	-	-	-	-	-	-	2	2
7.0301	Business Data Processing & Related Programs	2	2	2	4	0	9	3	-	-	7	29
7.0305	Business Data Programming	-	-	-	-	-	-	-	-	8	-	8
7.0401	Office Supervision & Management	-	-	-	-	-	-	-	-	0	-	0
7.0601	Secretarial & Related Programs	-	5	2	5	1	10	3	1	1	7	35
7.0606	Secretarial	-	-	-	-	-	-	-	-	6	-	6
7.0701	Typing, General Office, and Related Programs	1	-	-	-	-	-	-	-	-	-	1
7.0801	Word Processing	-	-	6	-	-	-	-	-	-	-	6
7.9999	Business (Administrative Support), Other	-	-	-	-	-	-	-	3	-	-	3
<b>Subtotal</b>												
		3	7	19	9	1	19	6	16	15	16	111
<b>Marketing and Distribution</b>												
8.0201	Business & Personal Services Marketing	-	-	-	-	-	-	-	-	2	-	2
8.0301	Entrepreneurship	-	3	-	25	6	12	2	-	-	44	92
8.0901	Hospitality & Recreation Marketing	-	-	-	-	-	-	-	-	1	-	1
<b>Subtotal</b>												
		-	3	-	25	6	12	2	-	3	44	95



(cont.)  
 TABLE B-2. ASSOCIATE DEGREES CONFERRED BETWEEN JULY 1, 1988 AND JUNE 30, 1989 BY TWO-YEAR PUBLIC INSTITUTIONS

CIP Code	CIP Classification	ASUB	EACC	GCCC	MCCC	NACC	PCCC	RMCC	SAUE	SAUT	WCC	TOTAL
Consumer, Personal, & Miscellaneous Services												
12.0403	Cosmetology	-	-	-	-	-	0	-	-	-	-	0
Subtotal												
Engineering & Engineering-Related Technologies												
15.0202	Drafting and Design Technology	0	-	-	-	-	-	-	-	-	-	0
15.0303	Electronic Technology	7	3	4	0	2	-	-	-	18	17	51
15.0399	Electrical & Electronic Technology, Other	-	-	-	-	-	-	-	-	6	-	6
15.0401	Biomedical Equipment Technology	-	-	-	-	0	-	-	-	-	-	0
15.0402	Computer Servicing Technology	10	-	-	-	-	-	-	-	11	-	21
15.0403	Electromechanical Technology	4	-	-	-	1	-	-	-	7	-	12
15.0404	Instrumentation Technology	0	-	-	-	-	0	-	-	-	-	0
15.0603	Industrial Technology	-	-	-	5	-	-	-	-	0	-	5
15.0607	Plastic Technology	0	-	-	-	-	-	-	-	-	-	0
15.0702	Quality Control Technology	4	-	-	-	-	-	-	-	-	0	4
15.0805	Mechanical Design Technology	0	-	-	-	-	-	-	-	4	-	4
15.9999	Technology, Other	-	-	-	-	-	-	-	-	2	-	2
Subtotal		25	3	4	5	3	0	-	-	48	17	105
Allied Health												
17.0206	Emergency Medical Technology - Paramedic	-	0	1	-	0	-	-	-	-	-	1
17.0209	Radiologic (Medical) Technology	-	-	9	-	-	0	-	5	-	3	17
17.0309	Medical Laboratory Technology	-	-	1	-	-	2	-	2	-	0	5
17.0503	Medical Assisting	-	-	0	-	-	-	-	-	-	-	0
17.0506	Medical Records Technology	-	-	0	-	-	-	-	-	-	-	0
17.0818	Respiratory Therapy	-	-	-	-	-	-	-	-	-	0	0
Subtotal		-	0	11	-	0	2	-	7	-	3	23
Health Sciences												
18.1101	Nursing	-	23	37	13	32	24	-	-	-	-	69
Subtotal		-	23	37	13	32	24	-	-	-	-	69



(cont.)

TABLE B-2. ASSOCIATE DEGREES CONFERRED BETWEEN JULY 1, 1988 AND JUNE 30, 1989 BY TWO-YEAR PUBLIC INSTITUTIONS

CIP Code	CIP Classification	ASUB	EACC	GCCC	MCCC	MACC	PCCC	RMCC	SAUE	SAUT	WCC	TOTAL
-----												
Vocational Home Economics												
20.0404	Dietetic Aide/Assisting	-	-	-	-	0	-	-	-	-	-	0
-----												
Subtotal												
-----												
Industrial Arts												
21.0101	Industrial Arts	0	0	2	1	0	0	-	1	-	-	4
-----												
Subtotal												
-----												
Law												
22.0103	Legal Assisting	-	-	-	-	-	-	-	-	-	0	0
-----												
Subtotal												
-----												
Liberal/General Studies												
24.0101	Liberal Arts & Sciences	85	61	39	70	100	20	10	60	6	109	560
24.0199	Liberal/General Studies, Other	-	-	-	0	-	-	-	-	-	-	0
-----												
Subtotal												
-----												
Protective Services												
43.0105	Criminal Justice Technology	-	5	5	1	0	-	-	0	-	-	11
43.0107	Law Enforcement	-	-	-	-	-	-	-	-	-	5	5
43.0201	Fire Control & Safety Technology	-	-	-	-	-	-	-	-	-	0	0
43.0203	Firefighting	-	-	16	-	-	-	-	-	-	-	16
-----												
Subtotal												
-----												
Public Affairs												
44.0701	Social Work	-	-	-	0	-	-	-	-	-	-	0
-----												
Subtotal												
-----												
Construction Trades												
46.0201	Carpentry	-	-	-	-	-	-	0	-	-	-	0



(cont.)

TABLE B-2. ASSOCIATE DEGREES CONFERRED BETWEEN JULY 1, 1985 AND JUNE 30, 1989 BY TWO-YEAR PUBLIC INSTITUTIONS

CIP Code	CIP Classification	ASUB	EACC	GCCC	MACC	PCCC	RHCC	SAUE	SAUT	MCC	TOTAL
<b>Construction Trades</b>											
46.0499	Miscellaneous Const. & Prop. Maintenance	-	-	-	-	0	-	-	-	-	0
<b>Subtotal</b>											
<b>Mechanics and Repairers</b>											
47.0103	Communication Electronics	-	-	-	0	-	-	-	-	-	0
47.0104	Computer Electronics	-	-	-	-	4	-	-	-	0	4
47.0105	Industrial Electronics	-	-	-	2	1	-	-	-	-	3
47.0201	Heating, Air Conditioning & Refrigeration Mech.	-	-	-	-	0	-	-	-	-	0
47.0301	Industrial Equipment Maintenance & Repair	-	-	-	-	0	-	-	1	-	1
47.0303	Industrial Machinery Maintenance & Repair	-	-	-	-	0	-	-	-	-	0
47.0601	Vehicle & Mobile Equipment Mechanics & Repairers	-	-	-	-	0	0	-	-	4	4
47.0604	Automotive Mechanics	-	-	-	-	-	1	-	-	-	1
47.0605	Diesel Engine Mechanics	-	-	-	-	-	-	-	-	-	-
47.0608	Aircraft Mechanics, Powerplant	-	-	-	-	0	-	-	3	-	3
<b>Subtotal</b>											
<b>Precision Production</b>											
48.0101	Drafting	-	-	-	0	3	-	-	-	10	13
48.0102	Architectural Drafting	-	-	-	-	-	-	-	9	-	9
48.0105	Mechanical Drafting	-	1	-	-	-	-	-	-	-	1
48.0203	Commercial Art	-	-	1	-	-	-	-	2	-	3
48.0204	Commercial Photography	-	-	-	-	-	-	-	1	-	1
48.0206	Lithography, Photography & Platemaking	-	-	-	-	2	-	-	-	-	2
48.0503	Machine Tool Operation/Machine Shop	-	-	-	-	-	1	-	-	4	5
48.0508	Welding	-	-	-	-	0	-	-	-	0	0
<b>Subtotal</b>											
<b>Visual &amp; Performing Arts</b>											
50.0402	Graphic Design	-	-	-	-	-	-	-	0	-	0
50.0499	Design	-	-	-	-	-	-	-	0	-	0
<b>Subtotal</b>											
<b>TOTAL ASSOCIATE DEGREES</b>		139	103	134	144	87	20	84	109	281	1,227



DEGREES GRANTED AND OTHER FORMAL AWARDS CONFERRED  
IN 1988-89  
BY FOUR-YEAR PUBLIC INSTITUTIONS

TABLE B-3. CERTIFICATES CONFERRED BETWEEN JULY 1, 1988 AND JUNE 30, 1989 BY FOUR-YEAR PUBLIC INSTITUTIONS

CIP Code	CIF Classification	ASUU	ATU	HSU	SAUM	UAF	UALR	UAM	UAMS	UAPB	UCA	TOTAL
<b>Business and Office</b>												
7.0301	Business Data Processing & Related Programs	0	-	-	-	-	-	-	-	-	-	0
7.0601	Secretarial & Related Programs	0	-	-	-	-	-	-	-	-	-	0
7.0607	Stenographic	-	0	-	-	-	-	-	-	-	-	0
	<b>Subtotal</b>	0	0	-	-	-	-	-	-	-	-	0
<b>Engineering &amp; Engineering-Related Technologies</b>												
15.0701	Occupational Safety & Health Technology	-	-	-	-	-	0	-	-	-	-	0
	<b>Subtotal</b>	-	-	-	-	-	0	-	-	-	-	0
<b>Allied Health</b>												
17.0206	Emergency Medical Technology - Paramedic	-	-	-	-	-	-	-	5	-	-	5
17.0210	Respiratory Therapy Technology	-	-	-	-	-	-	-	0	-	-	0
17.0211	Surgical Technology	-	-	-	-	-	-	-	8	-	-	8
	<b>Subtotal</b>	-	-	-	-	-	-	-	13	-	-	13
<b>Home Economics</b>												
19.0705	Gerontological Services	-	-	-	-	-	-	-	-	0	-	0
	<b>Subtotal</b>	-	-	-	-	-	-	-	-	0	-	0
	<b>TOTAL CERTIFICATES</b>	0	0	-	-	-	0	-	13	0	-	13



TABLE B-4. ASSOCIATE DEGREES CONFERRED BETWEEN JULY 1, 1988 AND JUNE 30, 1989 BY FOUR-YEAR PUBLIC INSTITUTIONS

CIP Code	CIP Classification	ASUJ	ATU	HSU	SAUM	UAF	UALR	UAM	UAHS	UAPB	UCA	TOTAL
<b>Agricultural Sciences</b>												
2.0101	Agricultural Sciences	-	-	-	0	-	-	-	-	-	-	0
	Subtotal	-	-	-	0	-	-	-	-	-	-	0
<b>Business and Office</b>												
7.0301	Business Data Processing & Related Programs	24	-	-	0	-	-	3	-	-	-	27
7.0401	Office Supervision & Management	-	-	-	-	-	5	2	-	-	-	7
7.0601	Secretarial & Related Programs	10	3	9	-	6	-	-	-	-	11	39
7.0701	Typing, General Office & Related Programs	-	-	-	1	-	-	-	-	-	-	1
	Subtotal	34	3	9	1	6	5	5	-	-	11	74
<b>Marketing and Distribution</b>												
8.0301	Entrepreneurship	-	-	-	-	-	-	-	-	-	1	1
	Subtotal	-	-	-	-	-	-	-	-	-	1	1
<b>Computer &amp; Information Sciences</b>												
11.0201	Computer Programming	-	-	-	-	-	3	-	-	-	-	3
	Subtotal	-	-	-	-	-	3	-	-	-	-	3
<b>Education</b>												
13.1003	Education of the Deaf & Hearing Impaired	-	-	-	-	-	3	-	-	-	-	3
13.1309	Industrial Arts Education	1	-	-	-	-	-	-	-	-	-	1
13.1320	Trade & Industrial Education	-	-	-	-	-	-	-	-	-	0	0
	Subtotal	1	-	-	-	-	3	-	-	-	0	4

(cont.)

TABLE B-4. ASSOCIATE DEGREES CONFERRED BETWEEN JULY 1, 1988 AND JUNE 30, 1989 BY FOUR-YEAR PUBLIC INSTITUTIONS

CIP Code	CIP Classification	ASJJ	ATU	HSU	SAUM	UAF	UALR	UAM	UAMS	UAPB	UCA	TOTAL
Engineering & Engineering-Related Technologies												
15.0101	Architectural Design & Construction Technology	-	-	-	-	-	0	-	-	-	-	0
15.0201	Civil Technology	-	-	-	-	-	2	-	-	-	-	2
15.0203	Surveying & Mapping Technology	-	-	-	-	-	2	-	-	-	-	2
15.0303	Electronic Technology	-	-	-	-	-	2	-	-	-	-	2
15.0401	Biomedical Equipment Technology	-	-	-	-	-	3	-	4	-	-	4
15.0603	Industrial Technology	-	-	-	1	-	3	-	-	0	-	4
15.0805	Mechanical Design Technology	-	-	-	-	-	1	-	-	-	-	1
15.0999	Mining & Petroleum Technologies, Other	-	0	-	-	-	-	-	-	-	-	0
Subtotal												
		-	0	-	1	-	10	-	4	0	-	15
Allied Health												
17.0102	Dental Hygiene	-	-	-	-	-	-	-	15	-	-	15
17.0201	Cardiovascular Technology	-	-	-	-	-	-	-	0	-	-	0
17.0206	Emergency Medical Technology - Paramedic	-	-	-	-	-	-	-	3	-	-	3
17.0209	Radiologic (Medical) Technology	8	-	-	-	-	-	-	1	-	-	9
17.0210	Respiratory Therapy Technology	-	-	-	-	-	-	-	16	-	-	16
17.0211	Surgical Technology	-	-	-	-	-	-	-	0	-	-	0
17.0309	Medical Laboratory Technology	4	-	-	-	-	-	-	-	-	-	4
17.0503	Medical Assisting	-	9	-	-	-	-	-	-	-	-	9
17.0815	Physical Therapy Assisting	-	-	-	-	-	-	-	-	-	14	14
Subtotal												
		12	9	-	-	-	-	-	35	-	14	70
Health Sciences												
18.1101	Nursing	50	-	-	39	45	55	20	0	-	-	209
Subtotal												
		50	-	-	39	45	55	20	0	-	-	209
Vocational Home Economics												
20.0201	Child Care & Guidance Management & Services	-	-	1	-	-	-	-	-	-	0	1
Subtotal												
		-	-	1	-	-	-	-	-	-	0	1

(cont.)

TABLE B-1. ASSOCIATE DEGREES CONFERRED BETWEEN JULY 1, 1988 AND JUNE 30, 1989 BY FOUR-YEAR PUBLIC INSTITUTIONS

CIP Code CIP Classification	ASUJ	ATU	HSU	SAUM	UAF	UALR	UAM	UAMS	UAPB	UCA	TOTAL
Industrial Arts											
21.0101 Industrial Arts	-	-	-	-	-	2	-	-	-	-	2
Subtotal	-	-	-	-	-	2	-	-	-	-	2
Liberal/General Studies											
24.0101 Liberal Arts & Sciences	6	6	-	0	-	27	-	-	-	-	39
Subtotal	6	6	-	0	-	27	-	-	-	-	39
Protective Services											
43.0104 Criminal Justice Studies	-	-	-	-	-	-	-	-	4	-	4
43.0107 Law Enforcement	0	-	-	-	-	5	-	-	-	-	5
Subtotal	0	-	-	-	-	5	-	-	4	-	9
TOTAL ASSOCIATE DEGREES	103	18	10	41	51	110	25	39	4	26	427

TABLE B-5. BACHELOR'S DEGREES CONFERRED BETWEEN JULY 1, 1988 AND JUNE 30, 1989 BY FOUR-YEAR PUBLIC INSTITUTIONS

CIP Code	CIP Classification	ASUJ	ATU	HSU	SAUH	UAF	UALR	UAM	UAMS	UAPB	UCA	TOTAL
<b>Agribusiness &amp; Agric. Production</b>												
1.0101	Agricultural Business & Management	-	-	-	13	-	-	-	-	-	-	13
1.0102	Agricultural Business	21	15	-	-	22	-	-	-	-	-	58
1.0103	Agricultural Economics	-	-	-	-	1	-	-	-	5	-	6
1.0201	Agricultural Mechanics	-	-	-	-	1	-	-	-	-	-	1
1.0603	Ornamental Horticulture	-	-	-	-	3	-	-	-	-	-	3
1.9999	Agribusiness & Agricultural Production	-	-	-	-	0	-	-	-	-	-	0
<b>Subtotal</b>												
		21	15	-	13	27	-	-	-	5	-	81
<b>Agricultural Sciences</b>												
2.0101	Agricultural Sciences	3	-	-	-	-	-	6	-	-	-	9
2.0201	Animal Sciences	7	-	-	-	19	-	-	-	0	-	26
2.0204	Animal Nutrition	-	-	-	-	1	-	-	-	-	-	1
2.0206	Dairy	-	-	-	-	0	-	-	-	-	-	0
2.0209	Poultry	-	-	-	-	7	-	-	-	-	-	7
2.0299	Animal Sciences	-	-	-	-	0	-	-	-	-	-	0
2.0301	Food Sciences	-	-	-	-	4	-	-	-	-	-	4
2.0401	Plant Sciences	6	-	-	-	-	-	-	-	-	-	6
2.0402	Agronomy	-	-	-	-	3	-	-	-	0	-	3
2.0403	Horticulture Science	-	-	-	-	3	-	-	-	-	-	3
2.0408	Plant Protection (Pest Management)	-	-	-	-	2	-	-	-	-	-	2
2.0501	Soil Sciences	-	-	-	-	0	-	-	-	-	-	0
<b>Subtotal</b>												
		16	-	-	-	39	-	6	-	0	-	61
<b>Renewable Natural Resources</b>												
3.0101	Renewable Natural Resources	-	-	-	-	2	-	-	-	-	-	2
3.0301	Fishing & Fisheries	-	-	-	-	-	-	-	-	0	-	0
3.0501	Forestry & Related Sciences	-	-	-	-	-	-	8	-	-	-	8
3.0601	Wildlife Management	9	21	-	-	-	-	1	-	-	-	31
<b>Subtotal</b>												
		9	21	-	-	2	-	9	-	0	-	41

(cont.)  
 TABLE B-5. BACHELOR'S DEGREES CONFERRED BETWEEN JULY 1, 1988 AND JUNE 30, 1989 BY FOUR-YEAR PUBLIC INSTITUTIONS

CIP Code	CIP Classification	ASUJ	ATU	HSU	SAUM	UAF	UALR	UAM	UAMS	UAPB	UCA	TOTAL
Architecture & Environ. Design												
4.0101	Architecture & Environmental Design	-	-	-	-	6	-	-	-	-	-	6
4.0201	Architecture	-	-	-	-	28	-	-	-	-	-	28
4.0601	Landscape Architecture	-	-	-	-	3	-	-	-	-	-	3
Subtotal												
		-	-	-	-	37	-	-	-	-	-	37
Business and Management												
6.0101	Business & Management	5	-	59	17	29	28	-	-	-	-	184
6.0201	Accounting	57	27	16	34	82	54	24	-	16	-	376
6.0301	Banking & Finance	34	-	-	13	95	31	-	-	-	30	203
6.0401	Business Administration & Management	82	77	-	14	39	28	36	-	47	15	338
6.0501	Business Economics	1	-	-	-	6	1	-	-	-	-	8
6.0701	Hotel/Hotel Management	-	6	-	-	-	-	-	-	-	-	6
6.0705	Transportation Management	0	-	-	-	10	-	-	-	-	-	10
6.0801	Insurance & Risk Management	-	-	-	-	9	-	-	-	-	-	9
6.0901	International Business Management	0	-	-	-	-	-	-	-	-	-	0
6.1302	Operations Research (Quantitative Methods)	-	0	-	-	-	7	-	-	-	-	7
6.1401	Marketing Management	67	-	-	13	132	38	12	-	-	74	336
6.1601	Personnel Management	-	-	-	-	40	-	-	-	-	-	40
6.1701	Real Estate	9	-	-	-	25	-	-	-	-	-	34
6.2001	Trade & Industrial Supervision & Management	-	-	-	1	1	-	-	-	-	-	2
6.9999	Business & Management, Other	-	-	-	-	18	-	-	-	-	-	18
Subtotal												
		255	110	75	92	486	187	72	-	63	231	1,571
Business and Office												
7.0301	Business Data Processing & Related Programs	-	-	7	16	-	4	-	-	-	14	41
7.0401	Office Supervision & Management	-	4	-	4	6	-	2	-	-	-	16
7.0601	Secretarial & Related Programs	3	-	-	-	-	4	-	-	-	14	21
Subtotal												
		3	4	7	20	6	8	2	-	-	28	78

(cont.)  
 TABLE B-5. BACHELOR'S DEGREES CONFERRED BETWEEN JULY 1, 1988 AND JUNE 30, 1989 BY FOUR-YEAR PUBLIC INSTITUTIONS

CIP Code	CIP Classification	ASUJ	ATU	HSU	SAUM	UAF	UALR	UAM	UAMS	UAPB	UCA	TOTAL
<b>Communications</b>												
9.0101	Communications	-	-	-	-	59	22	-	-	-	-	81
9.0201	Advertising	-	-	-	-	-	4	-	-	-	-	4
9.0401	Journalism (Mass Communications)	20	9	7	9	58	20	-	-	-	3	126
9.0701	Radio/Television	27	-	-	-	-	22	-	-	-	-	49
<b>Subtotal</b>		<b>47</b>	<b>9</b>	<b>7</b>	<b>9</b>	<b>117</b>	<b>68</b>	<b>-</b>	<b>-</b>	<b>-</b>	<b>3</b>	<b>260</b>
<b>Computer &amp; Information Sciences</b>												
11.0101	Computer & Information Sciences	31	16	6	-	19	37	8	-	17	16	150
11.0301	Data Processing	32	-	-	-	26	-	-	-	-	-	58
<b>Subtotal</b>		<b>63</b>	<b>16</b>	<b>6</b>	<b>-</b>	<b>45</b>	<b>37</b>	<b>8</b>	<b>-</b>	<b>17</b>	<b>16</b>	<b>208</b>
<b>Education</b>												
13.1001	Special Education	18	-	-	-	-	-	-	-	3	30	51
13.1003	Education of the Deaf & Hearing Impaired	-	-	-	-	-	2	-	-	-	-	2
13.1012	Speech Correction	-	-	-	-	-	-	-	-	-	0	0
13.1099	Special Education, Other	-	-	-	-	24	-	-	-	-	3	27
13.1202	Elementary Education	109	60	65	34	89	40	36	-	20	64	517
13.1204	Pre-Elementary Education	74	-	-	-	-	-	-	-	3	34	111
13.1205	Secondary Education	-	-	-	-	2	-	-	-	-	-	2
13.1301	Agricultural Education	10	-	-	3	4	-	-	-	1	-	18
13.1302	Art Education	8	1	6	2	3	-	0	-	2	4	26
13.1303	Business Education	10	7	7	3	19	-	3	-	4	2	55
13.1305	English Education	8	8	9	1	8	1	0	-	3	10	48
13.1306	Foreign Languages Education	1	0	0	0	3	-	-	-	-	1	5
13.1307	Health Education	-	-	-	-	12	9	-	-	-	6	27
13.1308	Home Economics Education	-	-	5	-	8	-	-	-	0	5	18
13.1309	Industrial Arts Education	-	-	-	-	4	-	-	-	-	7	11
13.1310	Marketing & Distributive Education	-	-	-	-	-	-	-	-	-	1	1
13.1311	Mathematics Education	13	4	5	4	10	1	0	-	1	7	45
13.1312	Music Education	13	11	13	3	12	-	0	-	0	10	62
13.1314	Physical Education	38	32	26	2	27	2	16	-	6	24	173
13.1316	Science Education	10	5	9	5	15	1	0	-	0	3	48

(cont.)  
 TABLE B-5. BACHELOR'S DEGREES CONFERRED BETWEEN JULY 1, 1988 AND JUNE 30, 1989 BY FOUR-YEAR PUBLIC INSTITUTIONS

CIP Code	CIP Classification	ASUJ	ATU	HSU	SAUM	UAF	UALR	UAM	UAMS	UAPB	UCA	TOTAL
<b>Education</b>												
13.1317	Social Science Education	20	-	7	-	-	-	-	-	1	-	28
13.1318	Social Studies Education	-	9	-	7	27	2	0	-	-	7	52
13.1320	Trade & Industrial Education	-	-	-	-	-	-	-	-	4	-	4
13.1399	Teacher Education, Specific Subject Areas	-	2	-	0	3	-	0	-	-	2	7
13.9999	Education, Other	1	-	0	-	-	-	-	-	-	-	1
<b>Subtotal</b>		<b>333</b>	<b>139</b>	<b>152</b>	<b>64</b>	<b>270</b>	<b>58</b>	<b>55</b>	<b>-</b>	<b>48</b>	<b>220</b>	<b>1,339</b>
<b>Engineering</b>												
14.0101	Engineering	16	7	-	-	-	-	-	-	-	-	23
14.0301	Agricultural Engineering	3	-	-	-	4	-	-	-	-	-	7
14.0701	Chemical Engineering	-	-	-	-	24	-	-	-	-	-	24
14.0801	Civil Engineering	-	-	-	-	39	-	-	-	-	-	39
14.0901	Computer Engineering	-	-	-	-	29	-	-	-	-	-	29
14.1001	Electrical, Electronics & Communications Eng.	-	-	-	-	92	-	-	-	-	-	92
14.1701	Industrial Engineering	-	-	-	-	38	-	-	-	-	-	38
14.1901	Mechanical Engineering	-	-	-	-	61	-	-	-	-	-	61
<b>Subtotal</b>		<b>19</b>	<b>7</b>	<b>-</b>	<b>-</b>	<b>287</b>	<b>-</b>	<b>-</b>	<b>-</b>	<b>-</b>	<b>-</b>	<b>313</b>
<b>Engineering &amp; Engineering-Related Technologies</b>												
15.0201	Civil Technology	-	-	-	-	-	6	-	-	-	-	6
15.0203	Surveying and Mapping Technology	-	-	-	-	-	0	-	-	-	-	0
15.0301	Computer Technology	-	-	-	-	-	4	-	-	-	-	4
15.0303	Electronic Technology	-	-	-	-	-	7	-	-	-	-	7
15.0603	Industrial Technology	-	-	-	-	-	5	-	-	12	3	20
15.0805	Mechanical Design Technology	-	-	-	-	-	7	-	-	-	-	7
<b>Subtotal</b>		<b>-</b>	<b>-</b>	<b>-</b>	<b>-</b>	<b>-</b>	<b>29</b>	<b>-</b>	<b>-</b>	<b>12</b>	<b>3</b>	<b>44</b>

(cont.)

TABLE B-5. BACHELOR'S DEGREES CONFERRED BETWEEN JULY 1, 1988 AND JUNE 30, 1989 BY FOUR-YEAR PUBLIC INSTITUTIONS

CIP Code	CIP Classification	ASUJ	ATU	HSU	SAUM	UAF	UALR	UAM	UAMS	UAPB	UCA	TOTAL
<b>Foreign Languages</b>												
16.0101	Foreign Languages, Multiple Emphasis	-	0	-	-	-	-	-	-	-	-	0
16.0501	German	-	-	-	-	6	-	-	-	-	-	6
16.0901	French	0	-	-	-	9	0	-	-	-	1	10
16.0905	Spanish	0	-	0	0	5	2	-	-	-	1	8
Subtotal		0	0	0	0	20	2	-	-	-	2	24
<b>Allied Health</b>												
17.0102	Dental Hygiene	-	-	-	-	-	-	-	12	-	-	12
17.0208	Nuclear Medical Technology	-	-	-	-	-	-	-	5	-	-	5
17.0209	Radiologic (Medical) Technology	-	-	-	-	-	-	-	8	-	9	17
17.0306	Cytotechnology	-	-	-	-	-	-	-	1	-	-	1
17.0310	Medical Technology	-	-	0	2	-	-	-	-	-	0	2
17.0805	Manual Arts Therapy	-	-	-	-	-	-	-	-	-	1	1
17.0807	Occupational Therapy	-	-	-	-	-	-	-	-	-	25	25
17.0813	Physical Therapy	-	-	-	-	-	-	-	-	-	30	30
17.0818	Respiratory Therapy	-	-	-	-	-	-	-	-	-	5	5
Subtotal		-	-	0	2	-	-	-	26	-	70	98
<b>Health Sciences</b>												
18.0102	Speech Pathology	8	-	-	-	-	-	-	-	-	-	8
18.0103	Speech-Language Pathology/Audiology	-	-	5	-	10	8	-	-	-	11	34
18.0701	Health Services Administration	2	-	-	-	-	-	-	-	-	-	2
18.0703	Medical Records Administration	-	9	-	-	-	-	-	-	-	-	9
18.0901	Medical Laboratory	9	0	-	-	-	-	-	10	-	-	19
18.1101	Nursing	23	19	31	-	-	-	8	62	12	12	167
18.1401	Pharmacy	-	-	-	-	-	-	-	59	-	-	59
18.1801	Pre-Medicine	-	-	-	-	1	-	-	-	-	-	1
18.9999	Health Sciences, Other	-	-	-	-	-	4	-	-	-	-	4
Subtotal		42	28	36	-	11	12	8	131	12	23	303



(cont.)

TABLE B-5. BACHELOR'S DEGREES CONFERRED BETWEEN JULY 1, 1988 AND JUNE 30, 1989 BY FOUR-YEAR PUBLIC INSTITUTIONS

CIP Code	CIP Classification	ASUJ	ATU	HSU	SAUM	UAF	UALR	UAM	UAMS	UAPB	UCA	TOTAL
Home Economics												
19.0101	Home Economics	-	-	2	-	0	-	-	-	-	0	2
19.0501	Food Sciences & Human Nutrition	-	-	-	-	8	-	-	-	-	-	8
19.0503	Dietetics/Human Nutritional Services	-	-	-	-	-	-	-	-	6	-	6
19.0601	Human Environment & Housing	-	-	-	-	12	-	-	-	-	-	12
19.0701	Individual & Human Development	-	-	-	-	6	-	-	-	0	-	6
19.0705	Gerontological Services	-	-	-	-	-	-	-	-	1	-	1
19.0901	Textiles & Clothing	-	-	-	-	19	-	-	-	-	-	19
19.0902	Fashion Design	-	-	-	-	-	-	-	-	2	-	2
Subtotal												
		-	-	2	-	45	-	-	-	9	0	56

Letters												
23.0101	English	1	5	4	0	16	31	8	-	2	12	79
23.0201	Classics	-	-	-	-	4	-	-	-	-	-	4
23.0501	Creative Writing	-	1	-	-	-	-	-	-	-	-	1
23.1001	Speech, Debate & Forensics	1	5	1	-	-	-	3	-	8	18	36
23.1101	Technical & Business Writing	-	-	-	-	-	1	-	-	-	-	1
Subtotal												
		2	11	5	0	20	32	11	-	10	30	121

Liberal/General Studies												
24.0101	Liberal Arts & Sciences	9	-	-	-	-	43	-	-	-	-	52
Subtotal												
		9	-	-	-	-	43	-	-	-	-	52

Life Sciences												
26.0101	Biology	2	17	17	6	-	21	6	-	6	14	89
26.0301	Botany	0	-	-	-	2	-	-	-	-	-	2
26.0501	Microbiology	-	-	-	-	18	-	-	-	-	-	18
26.0701	Zoology	16	-	-	-	21	-	-	-	-	-	37
26.9999	Life Sciences, Other	-	1	-	-	-	-	-	-	-	-	1
Subtotal												
		18	18	17	6	41	21	6	-	6	14	147



(cont.)

TABLE B-5. BACHELOR'S DEGREES CONFERRED BETWEEN JULY 1, 1988 AND JUNE 30, 1989 BY FOUR-YEAR PUBLIC INSTITUTIONS

CIP Code	CIP Classification	ASUJ	ATU	HSU	SAUM	UAF	UALR	UAH	UANS	UAPB	UCA	TOTAL
<b>Mathematics</b>												
27.0101	Mathematics	5	10	2	0	15	9	4	-	3	8	56
<b>Subtotal</b>												
<b>Multi/Interdisciplinary Studies</b>												
30.0101	Biological & Physical Sciences	-	-	-	2	20	-	1	-	-	1	24
30.0401	Humanities & Social Sciences	-	-	-	-	-	7	-	-	-	-	7
30.9999	Multi/Interdisciplinary Studies, Other	-	-	-	4	-	-	-	-	-	-	4
<b>Subtotal</b>												
<b>Parks &amp; Recreation</b>												
31.0101	Parks & Recreation	-	-	-	-	2	-	-	-	6	-	8
31.0201	Outdoor Recreation	-	1	-	-	-	-	-	-	-	-	1
31.0301	Parks & Recreation Management	-	11	3	-	-	-	-	-	-	-	14
<b>Subtotal</b>												
<b>Philosophy &amp; Religion</b>												
38.0101	Philosophy	2	-	-	-	1	0	-	-	-	2	5
<b>Subtotal</b>												
<b>Physical Sciences</b>												
40.0101	Physical Sciences	-	8	-	-	-	-	1	-	-	1	10
40.0501	Chemistry	9	2	6	3	5	11	1	-	9	8	54
40.0601	Geology	-	4	-	-	8	-	0	-	-	-	12
40.0703	Earth Science	-	-	-	-	1	-	-	-	-	-	1
40.0801	Physics	1	-	0	1	6	6	0	-	0	1	15
40.0899	Physics, Other	-	-	-	0	-	-	-	-	-	-	0
<b>Subtotal</b>												
<b>Psychology</b>												
42.0101	Psychology	24	8	10	7	34	55	3	-	13	14	168
<b>Subtotal</b>												

(cont.)

TABLE B-5. BACHELOR'S DEGREES CONFERRED BETWEEN JULY 1, 1988 AND JUNE 30, 1989 BY FOUR-YEAR PUBLIC INSTITUTIONS

CIP Code	CIP Classification	ASUJ	ATU	HSU	SAUM	UAF	UALR	UAM	UAMS	UAPB	UCA	TOTAL
Protective Services												
43.0104	Criminal Justice Studies	-	-	-	-	21	36	-	-	21	-	78
Subtotal												
		-	-	-	-	21	36	-	-	21	-	78
Public Affairs												
44.0201	Community Services	-	-	-	4	-	-	-	-	-	-	4
44.0401	Public Administration	-	-	4	-	7	-	-	-	-	11	22
44.0701	Social Work	20	-	14	-	16	-	-	-	13	-	63
44.0702	Medical Social Work	-	7	-	-	-	-	-	-	-	-	7
44.0799	Social Work, Other	-	-	-	-	-	3	-	-	-	-	3
Subtotal												
		20	7	18	4	23	3	-	-	13	11	99
Social Sciences												
45.0101	Social Sciences	-	-	-	-	-	-	7	-	-	-	7
45.0201	Anthropology	-	-	-	-	9	-	-	-	-	-	9
45.0401	Criminology	8	-	-	-	-	-	-	-	-	-	8
45.0601	Economics	2	20	-	1	4	-	-	-	1	1	29
45.0701	Geography	1	-	-	-	4	-	-	-	-	8	13
45.0801	History	1	21	3	2	23	18	0	-	2	8	78
45.1001	Political Science & Government	11	-	4	3	32	21	2	-	3	8	84
45.1101	Sociology	7	7	19	2	5	15	-	-	3	9	67
45.1201	Urban Studies	3	-	-	-	0	-	-	-	-	-	3
Subtotal												
		33	48	26	8	77	54	9	-	9	34	298
Precision Production												
48.0201	Graphic & Printing Communications	4	-	-	-	-	-	-	-	-	-	4
Subtotal												
		4	-	-	-	-	-	-	-	-	-	4
Transportation & Material Moving												
49.0102	Airplane Piloting & Navigation (Commercial)	-	-	5	-	-	-	-	-	-	-	5
Subtotal												
		-	-	5	-	-	-	-	-	-	-	5

(cont.)

TABLE B-5. BACHELOR'S DEGREES CONFERRED BETWEEN JULY 1, 1988 AND JUNE 30, 1989 BY FOUR-YEAR PUBLIC INSTITUTIONS

CIP Code	CIP Classification	ASUJ	ATU	HSU	SAUM	UAF	UALR	UAM	UAMS	UAPB	UCA	TOTAL
	Visual & Performing Arts											
50.0402	Graphic Design	7	-	9	-	-	-	-	-	-	-	16
50.0501	Dramatic Arts	3	-	-	1	7	2	-	-	-	-	13
50.0602	Cinematography/Film	-	-	-	-	0	-	-	-	-	-	0
50.0701	Fine Arts	4	6	0	2	18	16	1	-	-	7	54
50.0708	Painting	-	-	0	-	-	-	-	-	-	-	0
50.0901	Music	2	1	-	1	-	5	3	-	1	-	13
50.0903	Music Performance	0	-	5	-	9	0	-	-	-	5	19
50.0904	Music Theory & Composition	-	-	1	-	-	-	-	-	-	-	1
	Subtotal	16	7	15	4	34	23	4	-	1	12	116
	TOTAL BACHELOR'S DEGREES	951	484	392	239	1,700	701	200	157	257	732	5,813

TABLE B-6. POST-BACCALAUREATE CERTIFICATES CONFERRED BETWEEN JULY 1, 1988 AND JUNE 30, 1989 BY FOUR-YEAR PUBLIC INSTITUTIONS

CIP Code	CIP Classification	ASUJ	ATU	HSU	SAUM	UAF	UALR	UAM	UAMS	UAPB	UCA	TOTAL
	Health Sciences											
18.1105	Nurse Practitioner	-	-	-	-	-	-	-	0	-	-	0
	Subtotal	-	-	-	-	-	-	-	0	-	-	0
	Home Economics											
19.0503	Dietetics/Human Nutritional Services	-	-	-	-	-	-	-	14	-	-	14
	Subtotal	-	-	-	-	-	-	-	14	-	-	14
	TOTAL POST-BACCALAUREATE CERTIFICATES	-	-	-	-	-	-	-	14	-	-	14

TABLE B-6. POST-BACCALAUREATE CERTIFICATES CONFERRED BETWEEN JULY 1, 1988 AND JUNE 30, 1989 BY FOUR-YEAR PUBLIC INSTITUTIONS

CIP Code	CIP Classification	ASUJ	ATU	HSU	SAUM	UAF	UALR	UAM	UAMS	UAPB	UCA	TOTAL
Health Sciences												
18.1105	Nurse Practitioner	-	-	-	-	-	-	-	0	-	-	0
Subtotal												
Home Economics												
19.0503	Dietetics/Human Nutritional Services	-	-	-	-	-	-	-	14	-	-	14
Subtotal												
TOTAL POST-BACCALAUREATE CERTIFICATES												
		-	-	-	-	-	-	-	14	-	-	14

TABLE B-7. MASTER'S DEGREES CONFERRED BETWEEN JULY 1, 1988 AND JUNE 30, 1989 BY FOUR-YEAR PUBLIC INSTITUTIONS

CIP Code	CIP Classification	ASUJ	ATU	HSU	SAUM	UAF	UALR	UAM	UAMS	UAPB	UCA	TOTAL
<b>Agribusiness &amp; Agric. Production</b>												
1.0103	Agricultural Economics	-	-	-	-	8	-	-	-	-	-	8
1.0199	Agricultural Business & Management, Other	-	-	-	-	0	-	-	-	-	-	0
1.0301	Agricultural Production	-	-	-	-	6	-	-	-	-	-	6
<b>Subtotal</b>												
-----												
<b>Agricultural Sciences</b>												
2.0101	Agricultural Sciences	7	-	-	-	-	-	-	-	-	-	7
2.0201	Animal Sciences	-	-	-	-	13	-	-	-	-	-	13
2.0301	Food Sciences	-	-	-	-	6	-	-	-	-	-	6
2.0402	Agronomy	-	-	-	-	17	-	-	-	-	-	17
2.0403	Horticulture Science	-	-	-	-	3	-	-	-	-	-	3
<b>Subtotal</b>												
-----												
<b>Business and Management</b>												
6.0101	Business & Management	-	-	17	-	-	-	-	-	-	-	17
6.0201	Accounting	-	-	-	-	12	-	-	-	-	-	12
6.0401	Business Administration & Management	39	-	-	-	47	17	-	-	-	17	120
6.1302	Operations Research (Quantitative Methods)	-	-	-	-	1	-	-	-	-	-	1
6.1303	Management Science	-	-	-	-	191	-	-	-	-	-	191
<b>Subtotal</b>												
-----												
<b>Communications</b>												
9.0101	Communications	-	-	-	-	5	-	-	-	-	-	5
9.0401	Journalism (Mass Communications)	1	-	-	-	0	5	-	-	-	-	6
9.0701	Radio/Television	4	-	-	-	-	-	-	-	-	-	4
9.9999	Communications, Other	-	-	-	-	-	11	-	-	-	-	11
<b>Subtotal</b>												
-----												
<b>Subtotal</b>												
-----												
<b>Subtotal</b>												
-----												

(cont.)  
 TABLE B-7. MASTER'S DEGREES CONFERRED BETWEEN JULY 1, 1988 AND JUNE 30, 1989 BY FOUR-YEAR PUBLIC INSTITUTIONS

CIP Code	CIP Classification	ASUJ	ATU	HSU	SAUM	UAF	UALR	UAM	UAMS	UAPB	UCA	TOTAL
<b>Computer &amp; Information Sciences</b>												
11.0101	Computer & Information Sciences	2	-	-	-	7	0	-	-	-	-	9
<b>Subtotal</b>		2	-	-	-	7	0	-	-	-	-	9
<b>Education</b>												
13.0101	Education	-	-	-	-	0	-	-	-	-	-	0
13.0401	Education Administration	-	-	-	-	25	8	-	-	-	0	33
13.0405	Elementary & Secondary Education Administration	44	-	7	-	-	-	-	-	-	23	74
13.0406	Higher Education Administration	-	-	-	-	3	-	-	-	-	-	3
13.0499	Education Administration, Other	9	-	-	-	-	-	-	-	-	-	9
13.0501	Educational Media	-	3	-	-	11	0	-	-	-	35	49
13.1001	Special Education	12	-	6	-	19	13	-	-	-	9	59
13.1004	Education of the Gifted & Talented	4	10	-	-	-	24	-	-	-	-	38
13.1005	Education of the Emotionally Handicapped	3	-	-	-	-	-	-	-	-	-	3
13.1007	Education of the Multiple Handicapped	13	-	-	0	-	0	-	-	-	-	13
13.1011	Specific Learning Disabilities	-	-	-	-	-	-	-	-	-	16	16
13.1012	Speech Correction	-	-	-	-	-	-	-	-	-	0	0
13.1101	Student Counseling & Personnel Services	33	-	21	11	15	4	-	-	-	16	100
13.1201	Adult & Continuing Education	-	-	-	-	4	5	-	-	-	-	9
13.1202	Elementary Education	14	30	1	6	29	21	-	-	-	12	113
13.1204	Pre-Elementary Education	23	-	1	-	-	-	-	-	-	4	28
13.1205	Secondary Education	-	-	-	-	23	25	-	-	-	-	48
13.1299	Teacher Education, General Programs, Other	12	-	-	-	-	-	-	-	-	-	12
13.1301	Agricultural Education	2	-	-	-	-	-	-	-	-	-	2
13.1302	Art Education	-	-	0	-	-	-	-	-	-	-	0
13.1303	Business Education	7	-	1	0	-	-	-	-	-	8	16
13.1305	English Education	4	1	3	-	-	-	-	-	-	1	9
13.1306	Foreign Languages Education	-	-	-	-	-	-	-	-	-	2	2
13.1307	Health Education	-	-	-	-	4	-	-	-	-	2	6
13.1308	Home Economics Education	-	-	-	-	-	-	-	-	-	3	3
13.1309	Industrial Arts Education	-	-	-	-	-	-	-	-	-	0	0
13.1311	Mathematics Education	0	2	1	1	6	-	-	-	-	4	14
13.1312	Music Education	12	0	0	-	5	-	-	-	-	1	18
13.1314	Physical Education	1	2	8	2	20	-	-	-	-	8	41

(cont.)  
 TABLE B-7. MASTER'S DEGREES CONFERRED BETWEEN JULY 1, 1988 AND JUNE 30, 1989 BY FOUR-YEAR PUBLIC INSTITUTIONS

CIP Code	CIP Classification	ASUJ	ATU	HSU	SAUM	UAF	UALR	UAM	UAMS	UAPB	UCA	TOTAL
<b>Education</b>												
13.1315	Reading Education	21	-	1	0	-	-	-	-	-	8	30
13.1316	Science Education	5	1	1	0	-	-	-	-	-	1	8
13.1317	Social Science Education	4	-	1	-	-	-	-	-	-	-	5
13.1318	Social Studies Education	-	2	-	-	-	-	-	-	-	2	4
13.1320	Trade & Industrial Education	-	-	-	-	30	-	-	-	-	-	30
13.1399	Teacher Education, Specific Subject Areas, Other	-	-	-	-	-	-	-	-	-	-	0
<b>Subtotal</b>		<b>223</b>	<b>51</b>	<b>52</b>	<b>20</b>	<b>194</b>	<b>100</b>	<b>-</b>	<b>-</b>	<b>-</b>	<b>155</b>	<b>795</b>
<b>Engineering</b>												
14.0101	Engineering	-	-	-	-	10	-	-	-	-	-	10
14.0301	Agricultural Engineering	-	-	-	-	0	-	-	-	-	-	0
14.0701	Chemical Engineering	-	-	-	-	10	-	-	-	-	-	10
14.0801	Civil Engineering	-	-	-	-	11	-	-	-	-	-	11
14.0901	Computer Engineering	-	-	-	-	1	-	-	-	-	-	1
14.1001	Electrical, Electronics & Communications Eng.	-	-	-	-	9	-	-	-	-	-	9
14.1401	Environmental Health Engineering	-	-	-	-	1	-	-	-	-	-	1
14.1701	Industrial Engineering	-	-	-	-	6	-	-	-	-	-	6
14.1901	Mechanical Engineering	-	-	-	-	3	-	-	-	-	-	3
<b>Subtotal</b>		<b>-</b>	<b>-</b>	<b>-</b>	<b>-</b>	<b>51</b>	<b>-</b>	<b>-</b>	<b>-</b>	<b>-</b>	<b>-</b>	<b>51</b>
<b>Engineering &amp; Engineering-Related Technologies</b>												
15.0404	Instrumentation Technology	-	-	-	-	6	-	-	-	-	-	6
<b>Subtotal</b>		<b>-</b>	<b>-</b>	<b>-</b>	<b>-</b>	<b>6</b>	<b>-</b>	<b>-</b>	<b>-</b>	<b>-</b>	<b>-</b>	<b>6</b>
<b>Foreign Languages</b>												
16.0501	German	-	-	-	-	2	-	-	-	-	-	2
16.0901	French	-	-	-	-	4	-	-	-	-	-	4
16.0905	Spanish	-	-	-	-	1	-	-	-	-	-	1
16.9999	Foreign Languages, Other	-	-	-	-	3	-	-	-	-	-	3
<b>Subtotal</b>		<b>-</b>	<b>-</b>	<b>-</b>	<b>-</b>	<b>10</b>	<b>-</b>	<b>-</b>	<b>-</b>	<b>-</b>	<b>-</b>	<b>10</b>





(cont.)  
TABLE B-7. MASTER'S DEGREES CONFERRED BETWEEN JULY 1, 1988 AND JUNE 30, 1989 BY FOUR-YEAR PUBLIC INSTITUTIONS

CIP Code	CIP Classification	ASUJ	ATU	HSU	SAUM	UAF	UALR	UAM	UAMS	UAPB	UCA	TOTAL
<b>Allied Health</b>												
17.0402	Community Health Work	-	-	-	-	2	-	-	-	-	-	2
17.0407	Rehabilitation Counseling	-	-	-	-	13	6	-	-	-	-	19
17.0804	Exercise Physiology	-	-	-	-	3	-	-	-	-	-	3
Subtotal		-	-	-	-	18	6	-	-	-	-	24
<b>Health Sciences</b>												
18.0102	Speech Pathology	11	-	-	-	-	-	-	-	-	-	11
18.0103	Speech-Language Pathology/Audiology	-	-	-	-	11	-	-	11	-	0	22
18.0701	Health Services Administration	-	-	-	-	-	8	-	-	-	-	8
18.1101	Nursing	0	-	-	-	-	-	-	34	-	7	41
18.1401	Pharmacy	-	-	-	-	-	-	-	1	-	-	1
Subtotal		11	-	-	-	11	8	-	46	-	7	83
<b>Home Economics</b>												
19.0101	Home Economics	-	-	-	-	7	-	-	-	-	0	7
Subtotal		-	-	-	-	7	-	-	-	-	0	7
<b>Vocational Home Economics</b>												
20.0203	Child Care Management	0	-	-	-	-	-	-	-	-	-	0
Subtotal		0	-	-	-	-	-	-	-	-	-	0
<b>Law</b>												
22.0199	Law, Other	-	-	-	-	9	-	-	-	-	-	9
Subtotal		-	-	-	-	9	-	-	-	-	-	9
<b>Letters</b>												
23.0101	English	7	-	-	-	9	-	-	-	-	3	19
23.0301	Comparative Literature	-	-	-	-	2	-	-	-	-	-	2

(cont.)

TABLE B-7. MASTER'S DEGREES CONFERRED BETWEEN JULY 1, 1988 AND JUNE 30, 1989 BY FOUR-YEAR PUBLIC INSTITUTIONS

CIP Code	CIP Classification	ASUJ	ATU	HSU	SAUM	UAF	UALR	UAM	UAHS	UAPB	UCA	TOTAL
<b>Letters</b>												
23.0501	Creative Writing	-	-	-	-	7	-	-	-	-	-	7
23.1001	Speech, Debate & Forensics	6	-	-	-	-	-	-	-	-	-	6
23.1101	Technical & Business Writing	-	-	-	-	-	4	-	-	-	-	4
<b>Subtotal</b>												
		13	-	-	-	18	4	-	-	-	3	38
<b>Liberal/General Studies</b>												
24.0101	Liberal Arts & Sciences	0	-	-	-	-	-	-	-	-	-	0
<b>Subtotal</b>												
		0	-	-	-	-	-	-	-	-	-	0
<b>Library &amp; Archival Sciences</b>												
25.0401	Library Science	-	-	-	-	-	2	-	-	-	-	2
<b>Subtotal</b>												
		-	-	-	-	-	2	-	-	-	-	2
<b>Life Sciences</b>												
26.0101	Biology	7	-	-	-	-	-	-	-	-	1	8
26.0201	Biochemistry & Biophysics	-	-	-	-	-	-	-	0	-	-	0
26.0301	Botany	-	-	-	-	3	-	-	-	-	-	3
26.0305	Plant Pathology	-	-	-	-	1	-	-	-	-	-	1
26.0501	Microbiology	-	-	-	-	6	-	-	2	-	-	8
26.0601	Anatomy	-	-	-	-	-	-	-	0	-	-	0
26.0609	Nutritional Sciences	-	-	-	-	-	-	-	0	-	-	0
26.0612	Toxicology	-	-	-	-	-	-	-	0	-	-	0
26.0701	Zoology	-	-	-	-	1	-	-	-	-	-	1
26.0702	Entomology	-	-	-	-	6	-	-	-	-	-	6
26.0704	Pathology, Human & Animal	-	-	-	-	-	-	-	0	-	-	0
26.0705	Pharmacology, Human & Animal	-	-	-	-	-	-	-	0	-	-	0
26.0706	Physiology, Human & Animal	-	-	-	-	-	-	-	2	-	-	2
<b>Subtotal</b>												
		7	-	-	-	17	-	-	4	-	1	29

(cont.)  
TABLE B-7. MASTER'S DEGREES CONFERRED BETWEEN JULY 1, 1988 AND JUNE 30, 1989 BY FOUR-YEAR PUBLIC INSTITUTIONS

CIP Code	CIP Classification	ASUJ	ATU	HSU	SAUM	UAF	UALR	UAM	UAMS	UAPB	UCA	TOTAL
<b>Mathematics</b>												
27.0101	Mathematics	4	-	-	-	6	-	-	-	-	-	10
27.0301	Applied Mathematics	-	-	-	-	-	1	-	-	-	-	1
27.0501	Statistics	-	-	-	-	1	-	-	-	-	-	1
	Subtotal	4	-	-	-	7	1	-	-	-	-	12
<b>Parks &amp; Recreation</b>												
31.0101	Parks & Recreation	-	-	-	-	3	-	-	-	-	-	3
	Subtotal	-	-	-	-	3	-	-	-	-	-	3
<b>Philosophy &amp; Religion</b>												
38.0101	Philosophy	-	-	-	-	1	-	-	-	-	-	1
	Subtotal	-	-	-	-	1	-	-	-	-	-	1
<b>Physical Sciences</b>												
40.0501	Chemistry	3	-	-	-	2	1	-	-	-	-	6
40.0601	Geology	-	-	-	-	13	-	-	-	-	-	13
40.0801	Physics	-	-	-	-	0	-	-	-	-	-	0
	Subtotal	3	-	-	-	15	1	-	-	-	-	19
<b>Psychology</b>												
42.0101	Psychology	-	-	-	-	5	-	-	-	-	-	5
42.0601	Counseling Psychology	17	-	-	-	-	-	-	-	-	13	30
42.0901	Industrial & Organizational Psychology	-	-	-	-	-	3	-	-	-	-	3
42.9999	Psychology, Other	-	-	-	-	-	-	-	-	-	3	3
	Subtotal	17	-	-	-	5	3	-	-	-	16	41
<b>Protective Services</b>												
43.0104	Criminal Justice Studies	-	-	-	-	-	2	-	-	-	-	2
	Subtotal	-	-	-	-	-	2	-	-	-	-	2

(cont.)

TABLE B-7. MASTER'S DEGREES CONFERRED BETWEEN JULY 1, 1988 AND JUNE 30, 1989 BY FOUR-YEAR PUBLIC INSTITUTIONS

CIP Code	CIP Classification	ASUJ	ATU	HSU	SAUM	UAF	UALR	UAM	UAMS	UAPB	UCA	TOTAL
<b>Public Affairs</b>												
44.0401	Public Administration	4	-	-	-	5	14	-	-	-	-	23
44.0701	Social Work	-	-	-	-	-	27	-	-	-	-	27
44.0799	Social Work, Other	-	-	3	-	-	2	-	-	-	-	5
<b>Subtotal</b>												
		4	-	3	-	5	43	-	-	-	-	55
<b>Social Sciences</b>												
45.0201	Anthropology	-	-	-	-	9	-	-	-	-	-	9
45.0601	Economics	-	-	-	-	0	-	-	-	-	-	0
45.0701	Geography	-	-	-	-	3	-	-	-	-	-	3
45.0801	History	6	-	-	-	7	2	-	-	-	4	19
45.1001	Political Science & Government	2	-	-	-	3	-	-	-	-	-	5
45.1101	Sociology	5	-	2	-	1	-	-	-	-	2	10
<b>Subtotal</b>												
		13	-	2	-	23	2	-	-	-	6	46
<b>Visual &amp; Performing Arts</b>												
50.0501	Dramatic Arts	-	-	-	-	4	-	-	-	-	-	4
50.0701	Fine Arts	3	-	-	-	0	4	-	-	-	-	7
50.0903	Music Performance	1	-	-	-	4	-	-	-	-	4	9
<b>Subtotal</b>												
		4	-	-	-	8	4	-	-	-	4	20
<b>TOTAL MASTER'S DEGREES</b>												
		352	51	74	20	724	209	-	50	-	209	1,689



TABLE B-8. SPECIALIST DEGREES CONFERRED BETWEEN JULY 1, 1988 AND JUNE 30, 1989 BY FOUR-YEAR PUBLIC INSTITUTIONS

CIP Code	CIP Classification	ASUJ	ATU	HSU	SAUM	UAF	UALR	UAM	UAMS	UAPB	UCA	TOTAL
Education												
13.0101	Education	-	-	-	-	22	-	-	-	-	-	22
13.0401	Education Administration	-	-	-	-	-	0	-	-	-	-	0
13.0405	Elementary & Secondary Education Administration	7	-	-	-	-	-	-	-	-	15	22
13.1101	Student Counseling & Personnel Services	5	-	-	-	-	1	-	-	-	0	6
13.1202	Elementary Education	-	-	-	-	-	0	-	-	-	-	0
13.1205	Secondary Education	-	-	-	-	-	0	-	-	-	-	0
13.1299	Teacher Education, General Programs, Other	12	-	-	-	-	-	-	-	-	-	12
Subtotal		24	-	-	-	22	1	-	-	-	15	62
TOTAL SPECIALIST DEGREES		24	-	-	-	22	1	-	-	-	15	62

TABLE B-9. DOCTORAL DEGREES CONFERRED BETWEEN JULY 1, 1988 AND JUNE 30, 1989 BY FOUR-YEAR PUBLIC INSTITUTIONS

CIP Code	CIP Classification	ASUJ	ATU	HSU	SAUM	UAF	UALR	UAH	UAMS	UAPB	UCA	TOTAL
<b>Agricultural Sciences</b>												
2.0201	Agricultural Sciences	-	-	-	-	3	-	-	-	-	-	3
2.0301	Food Sciences	-	-	-	-	1	-	-	-	-	-	1
2.0401	Plant Sciences	-	-	-	-	2	-	-	-	-	-	2
2.0402	Agronomy	-	-	-	-	3	-	-	-	-	-	3
<b>Subtotal</b>												
		-	-	-	-	9	-	-	-	-	-	9
<b>Business and Management</b>												
6.0401	Business Administration & Management	-	-	-	-	14	-	-	-	-	-	14
<b>Subtotal</b>												
		-	-	-	-	14	-	-	-	-	-	14
<b>Education</b>												
13.0101	Education	-	-	-	-	32	-	-	-	-	-	32
<b>Subtotal</b>												
		-	-	-	-	32	-	-	-	-	-	32
<b>Engineering</b>												
14.0101	Engineering	-	-	-	-	6	-	-	-	-	-	6
<b>Subtotal</b>												
		-	-	-	-	6	-	-	-	-	-	6
<b>Engineering &amp; Engineering-Related Technology</b>												
15.0404	Instrumentation Technology	-	-	-	-	0	-	-	-	-	-	0
<b>Subtotal</b>												
		-	-	-	-	0	-	-	-	-	-	0
<b>Letters</b>												
23.0101	English	-	-	-	-	2	-	-	-	-	-	2
23.0301	Comparative Literature	-	-	-	-	0	-	-	-	-	-	0
<b>Subtotal</b>												
		-	-	-	-	2	-	-	-	-	-	2
<b>Life Sciences</b>												
26.0201	Biochemistry & Biophysics	-	-	-	-	1	-	-	-	-	-	1
26.0301	Botany	-	-	-	-	0	-	-	-	-	-	0
26.0501	Microbiology	-	-	-	-	0	-	-	-	-	-	0

(cont.)

TABLE B-9. DOCTORAL DEGREES CONFERRED BETWEEN JULY 1, 1988 AND JUNE 30, 1989 BY FOUR-YEAR PUBLIC INSTITUTIONS

CIP Code	CIP Classification	ASUJ	ATU	HSU	SAUM	UAF	UALR	UAM	UAMS	UAPB	UCA	TOTAL
26.0601	Anatomy	-	-	-	-	0	-	-	-	-	-	0
26.0612	Toxicology	-	-	-	-	9	-	-	-	-	-	9
26.0701	Zoology	-	-	-	-	1	-	-	-	-	-	1
26.0702	Entomology	-	-	-	-	2	-	-	-	-	-	2
26.0705	Pharmacology, Human & Animal	-	-	-	-	2	-	-	-	-	-	2
26.0706	Physiology, Human & Animal	-	-	-	-	0	-	-	-	-	-	0
	Subtotal	-	-	-	-	15	-	-	-	-	-	15
	Mathematics											
27.0101	Mathematics	-	-	-	-	3	-	-	-	-	-	3
	Subtotal	-	-	-	-	3	-	-	-	-	-	3
	Philosophy											
38.0101	Philosophy	-	-	-	-	0	-	-	-	-	-	0
	Subtotal	-	-	-	-	0	-	-	-	-	-	0
	Physical Sciences											
40.0501	Chemistry	-	-	-	-	4	-	-	-	-	-	4
40.0801	Physics	-	-	-	-	2	-	-	-	-	-	2
	Subtotal	-	-	-	-	6	-	-	-	-	-	6
	Psychology											
42.0101	Psychology	-	-	-	-	8	-	-	-	-	-	8
	Subtotal	-	-	-	-	8	-	-	-	-	-	8
	Social Sciences											
45.0601	Economics	-	-	-	-	0	-	-	-	-	-	0
45.0801	History	-	-	-	-	1	-	-	-	-	-	1
	Subtotal	-	-	-	-	1	-	-	-	-	-	1
TOTAL DOCTORAL DEGREES												96

TABLE 8-10. FIRST PROFESSIONAL DEGREES GRANTED BETWEEN JULY 1, 1988 AND JUNE 30, 1989 BY FOUR-YEAR PUBLIC INSTITUTIONS

CIP Code	CIP Classification	ASUJ	ATU	HSU	SAUM	UAF	UALR	UAM	UAMS	UAPB	UCA	TOTAL
	Health Sciences											
18.1001	Medicine	-	-	-	-	-	-	-	125	-	-	125
18.1401	Pharmacy	-	-	-	-	-	-	-	0	-	-	0
	Subtotal	-	-	-	-	-	-	-	125	-	-	125
	Law											
22.0101	Law	-	-	-	-	120	98	-	-	-	-	218
	Subtotal	-	-	-	-	120	98	-	-	-	-	218
	TOTAL FIRST PROFESSIONAL DEGREES	-	-	-	-	120	98	-	125	-	-	343





DEGREES GRANTED AND OTHER FORMAL AWARDS CONFERRED  
IN 1988-89  
BY INDEPENDENT COLLEGES AND UNIVERSITIES

TABLE B-11. ASSOCIATE DEGREES CONFERRED BETWEEN JULY 1, 1988 AND JUNE 30, 1989 BY TWO-YEAR INDEPENDENT INSTITUTIONS

CIP Code	CIP Classification	CRC	SC	TOTAL
	Business and Management	-	9	9
6.0401	Business Administration & Management	-	9	9
	Subtotal			
	Business and Office	-	0	0
7.0601	Secretarial & Related Programs	-	0	0
	Subtotal			
	Marketing and Distribution	-	0	0
8.0301	Entrepreneurship	-	0	0
	Subtotal			
	Computer & Information Sciences	-	1	1
11.0101	Computer & Information Sciences	-	1	1
	Subtotal			
	Liberal/General Studies	15	4	19
24.0101	Liberal Arts & Sciences	15	4	19
	Subtotal			
	Theology	1	-	1
39.0201	Bible Studies	1	-	1
	Subtotal			
	Protective Services	-	0	0
43.0201	Fire Control & Safety Technology	-	0	0
	Subtotal			

(cont.)

TABLE B-11. ASSOCIATE DEGREES CONFERRED BETWEEN JULY 1, 1988 AND JUNE 30, 1989 BY TWO-YEAR INDEPENDENT INSTITUTIONS

CIP Code	CIP Classification	CRC	SC	TOTAL
	Public Affairs			
44.0701	Social Work	-	0	0
	Subtotal	-	0	0
	Social Sciences			
45.0101	Social Sciences	-	2	2
	Subtotal	-	2	2
	TOTAL ASSOCIATE DEGREES	16	16	32

TABLE B-12. CERTIFICATES CONFERRED BETWEEN JULY 1, 1988 AND JUNE 30, 1989 BY FOUR-YEAR INDEPENDENT INSTITUTIONS

CIP Code	CIP Classification	ABC	AC	CBC	HU	HC	JBU	OBU	PSC	SBC	UO	TOTAL
Business and Office												
7.0301	Business Data Processing & Related Programs	-	2	-	-	-	-	-	-	-	-	2
7.0601	Secretarial & Related Programs	-	-	-	-	-	-	0	-	0	0	0
7.0701	Typing, General Office & Related Programs	-	-	0	-	-	-	-	-	-	-	0
Subtotal												
		-	2	0	-	-	-	0	-	0	0	2
Leisure and Recreational Activities												
36.0101	Leisure & Recreational Activities	-	-	-	-	-	-	-	-	0	-	0
Subtotal												
		-	-	-	-	-	-	-	-	0	-	0
TOTAL CERTIFICATES												
		-	2	0	-	-	-	0	-	0	0	2

TABLE B-13. ASSOCIATE DEGREES CONFERRED BETWEEN JULY 1, 1988 AND JUNE 30, 1989 BY FOUR-YEAR INDEPENDENT INSTITUTIONS

CIP Code	CIP Classification	ABC	AC	CBC	HU	HC	JBU	OBU	PSC	SBC	UO	TOTAL
Business and Management												
6.0401	Business Administration & Management	1	-	2	-	-	-	-	-	-	-	3
Subtotal		1	-	2	-	-	-	-	-	-	-	3
Business and Office												
7.0301	Business Data Processing & Related Programs	-	-	-	-	-	-	-	-	1	-	1
7.0401	Office Supervision & Management	-	-	-	-	-	4	-	-	-	-	4
7.0601	Secretarial & Related Programs	0	-	-	-	-	-	-	-	1	0	1
7.0701	Typing, General Office & Related Programs	-	-	-	6	-	-	-	-	-	-	6
Subtotal		0	-	-	6	-	4	-	-	2	0	12
Marketing and Distribution												
8.0301	Entrepreneurship	-	-	-	-	-	-	-	-	0	0	0
Subtotal		-	-	-	-	-	-	-	-	0	0	0
Communications												
9.0401	Journalism (Mass Communications)	-	-	-	-	-	0	-	-	-	-	0
9.0501	Public Relations	-	-	-	-	-	1	-	-	-	-	1
Subtotal		-	-	-	-	-	1	-	-	-	-	1
Communication Technologies												
10.0104	Radio & Television Prod. & Broadcasting Tech.	-	-	-	-	-	1	-	-	-	-	1
Subtotal		-	-	-	-	-	1	-	-	-	-	1
Education												
13.0101	Education	-	-	-	-	-	0	-	-	-	-	0
Subtotal		-	-	-	-	-	0	-	-	-	-	0



(cont.)

TABLE B-13. ASSOCIATE DEGREES CONFERRED BETWEEN JULY 1, 1988 AND JUNE 30, 1989 BY FOUR-YEAR INDEPENDENT INSTITUTIONS

CIP Code	CIP Classification	ABC	AC	CBC	HU	HC	JBU	OBU	PSC	SBC	UO	TOTAL
Engineering & Engineering-Related Technologies												
15.0101	Architectural Design & Construction Technology	-	-	-	-	-	0	-	-	-	-	0
15.0403	Electromechanical Technology	-	-	-	-	-	0	-	-	-	-	0
15.9999	Engineering & Engineering-Related Tech., Other	-	-	-	-	-	0	-	-	-	-	0
Subtotal												
		-	-	-	-	-	0	-	-	-	-	0
Vocational Home Economics												
20.0401	Food Production, Management & Services	-	-	-	-	-	0	-	-	-	-	0
Subtotal												
		-	-	-	-	-	0	-	-	-	-	0
Industrial Arts												
21.0101	Industrial Arts	-	-	-	-	-	-	-	-	0	-	0
Subtotal												
		-	-	-	-	-	-	-	-	0	-	0
Liberal/General Studies												
24.0101	Liberal Arts & Sciences	-	-	10	-	-	-	-	-	42	-	52
24.0199	Liberal/General Studies, Other	-	-	-	-	-	0	-	-	-	-	0
Subtotal												
		-	-	10	-	-	0	-	-	42	-	52
Leisure & Recreational Activities												
36.0101	Leisure & Recreational Activities	-	-	-	-	-	-	-	-	0	-	0
Subtotal												
		-	-	-	-	-	-	-	-	0	-	0
Theology												
39.0201	Bible Studies	-	-	-	-	-	1	-	-	-	-	1
39.0401	Religious Education	-	-	0	-	-	0	-	-	-	-	0
39.0501	Religious Music	-	-	0	-	-	-	-	-	-	-	0
39.0601	Theological Studies	-	-	-	-	-	-	-	-	1	-	1
Subtotal												
		-	-	0	-	-	1	-	-	1	-	2



(cont.)  
TABLE B-13. ASSOCIATE DEGREES CONFERRED BETWEEN JULY 1, 1988 AND JUNE 30, 1989 BY FOUR-YEAR INDEPENDENT INSTITUTIONS

CIP Code	CIP Classification	ABC	AC	CBC	HJ	HC	JBU	OBU	PSC	SBC	UO	TOTAL
Construction Trades												
46.0499	Miscellaneous Const. Trades & Prop. Maintenance	-	-	-	-	-	1	-	-	-	-	1
Subtotal												
-	-	-	-	-	-	-	1	-	-	-	-	1
Visual & Performing Arts												
50.0701	Fine Arts	-	-	-	-	-	2	-	-	-	-	2
50.0901	Music	-	-	1	-	-	0	-	-	4	-	5
Subtotal												
-	-	-	-	1	-	-	2	-	-	4	-	7
TOTAL ASSOCIATE DEGREES												
1	-	13	6	-	10	-	49	0	79	-	-	79

TABLE B-14. BACHELOR'S DEGREES CONFERRED BETWEEN JULY 1, 1988 AND JUNE 30, 1989 BY FOUR-YEAR INDEPENDENT INSTITUTIONS

CIP Code	CIP Classification	ABC	AC	CBC	HU	HC	JBU	OBU	PSC	SBC	UO	TOTAL
-----												
	Architecture & Environmental Design				1							1
4.0501	Interior Design				1							1
-----												
	Subtotal				1							1
-----												
Area and Ethnic Studies												
5.0102	American Studies				1							1
-----												
	Subtotal				1							1
-----												
Business and Management												
6.0101	Business & Management						29					29
6.0201	Accounting		5		58		16	10			16	105
6.0401	Business Administration & Management	9	12		40			24	35	5	35	160
6.0501	Business Economics		0		5	38						43
6.0702	Recreational Enterprises Management				6							6
6.1401	Marketing Management		0		46						11	57
-----												
	Subtotal	9	17		155	38	45	34	35	5	62	400
-----												
Business and Office												
7.0301	Business Data Processing & Related Programs	0	2									2
7.0401	Office Supervision & Management						5					5
7.0601	Secretarial & Related Programs				6			1	0			7
-----												
	Subtotal	0	2		6		5	1	0			14
-----												
Marketing and Distribution												
8.0102	Fashion Merchandising				3							3
8.0301	Entrepreneurship										2	2
8.0708	Marketing, General		3									3
-----												
	Subtotal		3		3						2	8
-----												
Communications												
9.0101	Communications		3					13			2	18
9.0201	Advertising				8							8
9.0401	Journalism (Mass Communications)				3		5	0				8

175





(cont.)

TABLE B-14. BACHELOR'S DEGREES CONFERRED BETWEEN JULY 1, 1988 AND JUNE 30, 1989 BY FOUR-YEAR INDEPENDENT INSTITUTIONS

CIP Code	CIP Classification	ABC	AC	CBC	HU	HC	JBU	OBU	PSC	SBC	UO	TOTAL
9.0501	Public Relations	-	-	-	13	-	1	-	-	-	-	14
9.0701	Radio/Television	-	-	-	4	-	11	-	-	-	-	15
	Subtotal	-	3	-	28	-	17	13	-	-	2	63
Computer & Information Sciences												
11.0101	Computer & Information Sciences	-	-	-	12	-	-	0	0	-	-	12
11.0401	Information Sciences & Systems	-	-	-	8	-	-	-	-	-	-	8
	Subtotal	-	-	-	20	-	-	0	0	-	-	20
Education												
13.1001	Special Education	-	-	-	-	-	-	-	2	-	-	2
13.1011	Specific Learning Disabilities	-	-	-	7	-	-	-	-	-	-	7
13.1012	Speech Correction	-	-	-	-	-	-	12	-	-	-	12
13.1202	Elementary Education	4	14	-	66	17	16	22	13	-	30	182
13.1204	Pre-Elementary Education	-	-	-	0	-	-	0	-	-	-	0
13.1205	Secondary Education	1	-	-	2	-	-	0	-	-	-	3
13.1302	Art Education	-	-	-	0	0	-	1	-	-	0	1
13.1303	Business Education	-	-	-	4	-	0	0	0	-	3	7
13.1304	Driver & Safety Education	-	-	-	-	-	-	-	-	-	-	0
13.1305	English Education	-	1	-	0	0	0	1	2	-	1	5
13.1306	Foreign Languages Education	-	-	-	0	0	-	0	0	-	-	0
13.1307	Health Education	-	-	-	-	-	-	0	-	-	0	0
13.1308	Home Economics Education	-	-	-	3	-	-	7	-	-	-	10
13.1311	Mathematics Education	-	1	-	6	0	1	0	0	-	0	8
13.1312	Music Education	-	0	-	5	0	3	4	0	-	-	12
13.1314	Physical Education	-	5	-	15	4	3	19	4	-	13	63
13.1316	Science Education	-	1	-	0	0	1	2	0	-	0	4
13.1317	Social Science Education	-	-	-	0	-	-	2	0	-	0	2
13.1316	Social Studies Education	0	2	-	-	0	3	-	0	-	-	5
13.1399	Teacher Education, Specific Subject Areas, Other	-	-	-	0	0	-	0	-	-	-	0
	Subtotal	5	24	-	108	21	27	70	21	-	47	323

(cont.)

TABLE B-14. BACHELOR'S DEGREES CONFERRED BETWEEN JULY 1, 1988 AND JUNE 30, 1989 BY FOUR-YEAR INDEPENDENT INSTITUTIONS

CIP Code	CIP Classification	ABC	AC	CBC	HU	HC	JBU	OBU	PSC	SBC	UO	TOTAL
<b>Engineering</b>												
14.0101	Engineering	-	-	-	-	-	7	-	-	-	0	7
<b>Subtotal</b>												
<b>Engineering &amp; Engineering-Related Technology</b>												
15.0101	Architectural Design & Construction Technology	-	-	-	-	-	4	-	-	-	-	4
<b>Subtotal</b>												
<b>Foreign Languages</b>												
16.0501	German	-	-	-	-	3	-	-	-	-	-	3
16.0901	French	-	-	-	0	2	-	1	-	-	-	3
16.0905	Spanish	-	-	-	0	2	-	2	-	-	-	4
<b>Subtotal</b>												
<b>Allied Health</b>												
17.0209	Radiologic (Medical) Technology	-	-	-	-	-	-	-	-	-	-	0
17.0310	Medical Technology	-	4	-	-	-	0	-	-	-	-	4
17.0818	Respiratory Therapy	-	-	-	-	-	-	-	-	-	-	0
<b>Subtotal</b>												
<b>Health Sciences</b>												
18.0103	Speech-Language Pathology/Audiology	-	-	-	9	-	-	-	-	-	-	9
18.0701	Health Services Administration	-	0	-	-	-	-	-	-	-	-	0
18.0901	Medical Technology	-	-	-	1	-	-	0	0	-	0	1
18.1101	Nursing	-	-	-	24	-	-	-	-	-	-	24
18.1901	Pre-Pharmacy	-	-	-	-	-	-	0	-	-	-	0
18.9999	Health Sciences	-	-	-	-	-	-	0	-	-	-	0
<b>Subtotal</b>												
<b>Home Economics</b>												
19.0101	Home Economics	-	-	-	9	-	0	3	-	-	-	12
19.0201	Business Home Economics	-	-	-	-	-	-	-	2	-	-	2



(cont.)

TABLE B-14. BACHELOR'S DEGREES CONFERRED BETWEEN JULY 1, 1988 AND JUNE 30, 1989 BY FOUR-YEAR INDEPENDENT INSTITUTIONS

CIP Code	CIP Classification	ABC	AC	CBC	HU	HC	JBU	OBU	PSC	SBC	UO	TOTAL
19.0503	Dietetics/Human Nutritional Services	-	-	-	5	-	-	0	-	-	-	5
19.0902	Fashion Design	-	-	-	0	-	-	-	-	-	-	0
	Subtotal	-	-	-	14	-	0	3	2	-	-	19
	Vocational Home Economics	-	-	-	-	-	-	-	-	-	-	-
20.0102	Child Care & Guidance Management & Services	-	-	-	0	-	-	-	-	-	-	0
	Subtotal	-	-	-	0	-	-	-	-	-	-	0
	Letters	-	-	-	-	-	-	-	-	-	-	-
23.0101	English	-	3	-	12	12	1	1	0	-	0	29
23.1001	Speech, Debate & Forensics	-	-	-	2	-	-	-	-	-	-	2
	Subtotal	-	3	-	14	12	1	1	0	-	0	31
	Liberal/General Studies	-	-	-	-	-	-	-	-	-	-	-
24.0101	Liberal Arts & Sciences	-	-	-	-	0	-	-	-	-	-	0
24.0102	General Studies	-	-	-	-	-	1	-	-	-	8	9
24.0199	Liberal/General Studies, Other	-	-	-	-	1	-	-	-	-	-	1
	Subtotal	-	-	-	-	1	1	-	-	-	8	10
	Life Sciences	-	-	-	-	-	-	-	-	-	-	-
26.0101	Biology	-	1	-	24	34	4	10	2	-	3	78
26.0201	Biochemistry & Biophysics	-	-	-	3	-	-	-	-	-	-	3
	Subtotal	-	1	-	27	34	4	10	2	-	3	81
	Mathematics	-	-	-	-	-	-	-	-	-	-	-
27.0101	Mathematics	-	2	-	9	9	0	4	2	-	4	30
	Subtotal	-	2	-	9	9	0	4	2	-	4	30
	Multi/Interdisciplinary Studies	-	-	-	-	-	-	-	-	-	-	-
30.0101	Biological & Physical Sciences	-	-	-	5	-	-	-	-	-	1	6
30.0301	Engineering & Other Disciplines	-	-	-	-	-	-	0	-	-	-	0



(cont.)  
 TABLE B-14. BACHELOR'S DEGREES CONFERRED BETWEEN JULY 1, 1988 AND JUNE 30, 1989 BY FOUR-YEAR INDEPENDENT INSTITUTIONS

CIP Code	CIP Classification	ABC	AC	CBC	HU	HC	JBU	ORU	PSC	SBC	UO	TOTAL
30.0401	Humanities & Social Sciences	-	-	-	-	-	-	-	-	-	4	4
30.9999	Multi/Interdisciplinary Studies, Other	-	-	-	-	-	0	-	-	-	-	0
	Subtotal	-	-	-	5	-	0	0	-	-	5	10
Health Related Activities												
34.0103	Health Enhancement Practices	-	-	-	-	-	0	-	-	-	-	0
	Subtotal	-	-	-	-	-	0	-	-	-	-	0
Philosophy & Religion												
38.0101	Philosophy	-	-	-	-	3	-	3	-	-	-	6
38.0201	Religion	0	-	-	-	2	-	-	-	-	-	2
38.9999	Philosophy & Religion, Other	-	0	-	-	1	-	-	1	-	-	2
	Subtotal	0	0	-	-	6	-	3	1	-	-	10
Theology												
39.0101	Biblical Languages	-	-	-	3	-	-	-	-	-	-	3
39.0201	Bible Studies	-	-	7	23	-	3	0	-	20	-	53
39.0301	Missionary Studies	-	-	2	2	-	-	-	-	-	-	4
39.0401	Religious Education	-	-	0	2	-	5	2	-	2	2	13
39.0501	Religious Music	-	-	0	0	-	-	1	-	3	-	4
39.0601	Theological Studies	-	-	0	2	-	-	8	-	-	-	10
39.9999	Theology, Other	-	-	-	-	-	-	2	-	-	-	2
	Subtotal	-	-	9	32	-	8	13	-	25	2	89
Physical Sciences												
40.0101	Physical Sciences	-	-	-	-	-	-	-	-	-	-	0
40.0501	Chemistry	-	3	-	6	9	0	5	0	-	-	23
40.0505	Pharmaceutical Chemistry	-	-	-	-	-	-	0	-	-	-	0
40.0801	Physics	-	-	-	0	8	-	2	-	-	-	10
	Subtotal	-	3	-	6	17	0	7	0	-	0	33

(cont.)  
TABLE B-14. BACHELOR'S DEGREES CONFERRED BETWEEN JULY 1, 1988 AND JUNE 30, 1989 BY FOUR-YEAR INDEPENDENT INSTITUTIONS

CIP Code	CIP Classification	ABC	AC	CBC	HU	HC	JBU	OBU	PSC	SBC	UO	TOTAL
Psychology												
42.0101	Psychology	-	5	-	20	19	8	11	2	-	0	65
	Subtotal	-	5	-	20	19	8	11	2	-	0	65
Public Affairs												
44.0401	Public Administration	-	-	-	3	-	-	-	-	-	4	7
44.0701	Social Work	-	8	-	15	-	-	-	9	-	-	32
	Subtotal	-	8	-	18	-	-	-	9	-	4	39
Social Sciences												
45.0101	Social Sciences	4	-	-	4	-	0	-	-	-	-	8
45.0601	Economics	-	-	-	-	37	-	2	-	-	-	39
45.0801	History	-	6	-	8	17	1	5	0	-	0	37
45.0901	International Relations	-	-	-	0	-	-	-	-	-	-	0
45.1001	Political Science and Government	-	-	-	3	21	-	11	2	-	-	37
45.1101	Sociology	-	-	-	1	1	-	10	3	-	-	15
	Subtotal	4	6	-	16	76	1	28	5	-	0	136
Precision Production												
48.0203	Commercial Art	-	-	-	-	-	-	0	-	-	-	0
	Subtotal	-	-	-	-	-	-	0	-	-	-	0
Visual & Performing Arts												
50.0402	Graphic Design	-	-	-	2	-	-	-	-	-	-	2
50.0501	Dramatic Arts	-	1	-	0	3	-	0	-	-	-	4
50.0701	Fine Arts	-	-	-	9	1	-	1	-	-	0	11
50.0703	Art History & Appreciation	-	0	0	-	-	-	-	-	-	-	0
50.0704	Arts Management	-	-	-	0	-	-	-	-	-	-	0
50.0708	Painting	-	-	-	0	-	-	0	-	-	-	0
50.0709	Sculpture	-	-	-	0	-	-	-	-	-	-	0

(cont.)  
 TABLE B-14. BACHELOR'S DEGREES CONFERRED BETWEEN JULY 1, 1988 AND JUNE 30, 1989 BY FOUR-YEAR INDEPENDENT INSTITUTIONS

CIP Code	CIP Classification	ABC	AC	CBC	HU	HC	JBU	OBU	PSC	SBC	UO	TOTAL
50.0901	Music	-	1	-	7	2	0	12	-	-	2	24
50.0903	Music Performance	-	-	-	7	-	0	0	-	-	-	7
50.0904	Music Theory & Composition	-	-	-	-	-	-	0	-	-	-	0
	Subtotal	-	2	-	25	6	0	13	-	-	2	48
	TOTAL BACHELOR'S DEGREES	18	83	9	542	246	128	214	79	30	141	1,490

TABLE B-15. MASTER'S DEGREES CONFERRED BETWEEN JULY 1, 1988 AND JUNE 30, 1989 BY FOUR-YEAR INDEPENDENT INSTITUTIONS

CIP Code	CIP Classification	ABC	AC	CBC	HU	HC	JBU	ORU	PSC	SBC	UO	TOTAL
	Business and Management											
06.0201	Accounting	-	-	-	11	-	-	-	-	-	-	11
	Subtotal	-	-	-	11	-	-	-	-	-	-	11
	Education											
13.0401	Education Administration, General	-	-	-	9	-	-	-	-	-	-	9
13.1011	Specific Learning Disabilities	-	-	-	11	-	-	-	-	-	-	11
13.1202	Elementary Education	-	-	-	7	-	17	-	-	-	-	24
13.1205	Secondary Education	-	-	-	24	-	0	-	-	-	-	24
13.1305	English Education	-	-	-	-	-	2	-	-	-	-	2
13.1311	Mathematics Education	-	-	-	-	-	0	-	-	-	-	0
13.1312	Music Education	-	-	-	-	-	1	-	-	-	-	1
13.1315	Reading Education	-	-	-	-	-	3	-	-	-	-	3
13.1316	Science Education	-	-	-	-	-	0	-	-	-	-	0
13.1317	Social Science Education	-	-	-	-	-	0	-	-	-	-	0
	Subtotal	-	-	-	51	-	23	-	-	-	-	74
	TOTAL MASTER'S DEGREES	-	-	-	62	-	23	-	-	-	-	85

APPENDIX C  
GLOSSARY



## APPENDIX C: GLOSSARY

TYPES OF DEGREES - Ten major types of earned degrees are awarded annually by Arkansas colleges and universities. For the purposes of this report, the following mutually exclusive degree categories are considered:

1. POSTSECONDARY CERTIFICATE OR DIPLOMA - An award for successful completion of a program designed for completion in less than two full academic years.
2. ASSOCIATE DEGREE - A degree granted upon completion of a program that requires at least two but fewer than four academic years of postsecondary education.
3. BACCALAUREATE DEGREE - A degree granted upon completion of a program than requires four to five years of full-time college work and carries the title of Bachelor.
4. POST-BACCALAUREATE CERTIFICATE - Requires completion of a program of study requiring 30-credit hours beyond the bachelor's degree, but does not meet the requirements of a master's degree. Exclusively for persons who have completed a baccalaureate degree.
5. MASTER'S DEGREE - A degree which requires at least 1 but no more than 2 full-time equivalent years of study beyond the bachelor's degree.
6. SPECIALIST DEGREE/CERTIFICATE - A degree or certificate carrying the title of specialist, which requires completion of a program of study beyond the master's degree, but does not meet the academic requirements of a doctor's degree. Also called a Post-Master's Certificate.
7. DOCTORAL DEGREE - A degree awarded upon completion of an educational program at the graduate level which terminates in a doctor's degree.
8. FIRST PROFESSIONAL DEGREE - A degree awarded upon completion of a program which meets all of these criteria: (1) completion of academic requirements to begin practice in the profession; (2) at least 2 years of college work before entering the program; and (3) at least 6 academic years of college work to complete the degree program, including the prior required college work.
9. FIRST-PROFESSIONAL CERTIFICATE - Requires completion of an organized program of study for persons who have already completed a first-professional degree.

APPENDIX D  
INSTITUTIONAL NAMES AND ABBREVIATIONS

## INSTITUTIONAL NAMES AND ABBREVIATIONS

---

### PUBLIC FOUR-YEAR

ARKANSAS STATE UNIVERSITY - JONESBORO . . . . .	ASUJ
ARKANSAS TECH UNIVERSITY . . . . .	ATU
HENDERSON STATE UNIVERSITY . . . . .	HSU
SOUTHERN ARKANSAS UNIVERSITY - MAGNOLIA . . . . .	SAJM
UNIVERSITY OF ARKANSAS, FAYETTEVILLE . . . . .	UAF
UNIVERSITY OF ARKANSAS AT LITTLE ROCK . . . . .	UALR
UNIVERSITY OF ARKANSAS AT MONTICELLO . . . . .	UAM
UNIVERSITY OF ARKANSAS FOR MEDICAL SCIENCES . . . . .	UAMS
UNIVERSITY OF ARKANSAS AT PINE BLUFF . . . . .	UAPB
UNIVERSITY OF CENTRAL ARKANSAS . . . . .	UCA

### PUBLIC TWO-YEAR

ARKANSAS STATE UNIVERSITY - BEEBE BRANCH . . . . .	ASUB
EAST ARKANSAS COMMUNITY COLLEGE . . . . .	EACC
GARLAND COUNTY COMMUNITY COLLEGE . . . . .	GCCC
MISSISSIPPI COUNTY COMMUNITY COLLEGE . . . . .	MCCC
NORTH ARKANSAS COMMUNITY COLLEGE . . . . .	NACC
PHILLIPS COUNTY COMMUNITY COLLEGE . . . . .	PCCC
RICH MOUNTAIN COMMUNITY COLLEGE . . . . .	RMCC
SOUTHERN ARKANSAS UNIVERSITY - EL DORADO . . . . .	SAUE
SOUTHERN ARKANSAS UNIVERSITY - TECHNICAL BRANCH . . . . .	SAUT
WESTARK COMMUNITY COLLEGE . . . . .	WCC

---

### INDEPENDENT FOUR-YEAR

ARKANSAS BAPTIST COLLEGE . . . . .	ABC
ARKANSAS COLLEGE . . . . .	AC
CENTRAL BAPTIST COLLEGE . . . . .	CBC
HARDING UNIVERSITY . . . . .	HU
HENDRIX COLLEGE . . . . .	HC
JOHN BROWN UNIVERSITY . . . . .	JBU
OUACHITA BAPTIST UNIVERSITY . . . . .	OBU
PHILANDER SMITH COLLEGE . . . . .	PSC
SOUTHERN BAPTIST COLLEGE . . . . .	SBC
UNIVERSITY OF THE OZARKS . . . . .	UO

---

### INDEPENDENT TWO-YEAR

CROWLEY'S RIDGE COLLEGE . . . . .	CRC
SHORTER COLLEGE . . . . .	SC

---