

DOCUMENT RESUME

ED 368 233

HE 027 128

TITLE Annual Summary Report of Degrees Granted by Arkansas
Institutions of Higher Education, 1987-88.

INSTITUTION Arkansas State Dept. of Higher Education, Little
Rock.

PUB DATE Jul 89

NOTE 173p.; For 1988-1991 reports, see HE 027 129-131.

PUB TYPE Statistical Data (110)

EDRS PRICE MF01/PC07 Plus Postage.

DESCRIPTORS Associate Degrees; Bachelors Degrees; Black Students;
*Degrees (Academic); Doctoral Degrees; *Educational
Trends; Higher Education; Intellectual Disciplines;
Majors (Students); Masters Degrees; Minority Groups;
Private Colleges; State Colleges; Tables (Data); Two
Year Colleges


IDENTIFIERS *Arkansas

ABSTRACT

This document offers a summary report of degrees granted at Arkansas state and independent higher education institutions for 1987-88 and highlights trends over a 5 year period. A summary section notes that total degrees conferred numbered 11,443, an increase of 221 from the previous year. The increase was caused by an increase in baccalaureate degrees granted at public institutions. Business and management and education were the most productive disciplines at the bachelors level and education accounted for 50.5 percent of all Masters degrees. Doctoral degrees in agriculture have dropped 64 percent in 3 years and education and physical sciences were the two fields producing the most doctoral degrees. Of first professional degrees 369 were conferred, an increase of nearly 16 percent from the previous year. Among degrees granted, 10.5 percent were awarded to Black students, an increase of 2.2 percent from 1986-87 but a decrease of 13.2 percent from a decade ago. Most of the report presents the detailed supporting data in two appendixes. Appendix A list degrees granted by public institutions 1983-84 to 1987-88 and degrees granted by independent institutions in the same period. Appendix B contains tables showing degrees and awards conferred in 1987-88 by two-year institutions, degrees granted by four-year state institutions, and degrees granted by independent institutions in 1987-88. Appendixes C and D provide a glossary and list of institutional names and abbreviations. (JB)

* Reproductions supplied by EDRS are the best that can be made *
* from the original document. *

ED 368 233



ANNUAL SUMMARY REPORT OF DEGREES GRANTED BY
ARKANSAS INSTITUTIONS OF HIGHER EDUCATION,
1987-88

AE 027 128

BEST COPY AVAILABLE

JULY 1989

"PERMISSION TO REPRODUCE THIS
MATERIAL HAS BEEN GRANTED BY

Arkansas Dept of
Higher Education

TO THE EDUCATIONAL RESOURCES
INFORMATION CENTER (ERIC)."

U.S. DEPARTMENT OF EDUCATION
Office of Educational Research and Improvement
EDUCATIONAL RESOURCES INFORMATION
CENTER (ERIC)

- This document has been reproduced as received from the person or organization originating it
- Minor changes have been made to improve reproduction quality

• Points of view or opinions stated in this document do not necessarily represent official OERI position or policy

Arkansas Department of Higher Education

1220 West Third Street, Little Rock, Arkansas 72201 (501) 371-1441





Arkansas Department of Higher Education

1220 West Third Street Little Rock, Arkansas 72201-1904 (501) 371-1441

ANNUAL SUMMARY REPORT OF DEGREES GRANTED BY ARKANSAS
INSTITUTIONS OF HIGHER EDUCATION, 1987-88

JULY 1989

TABLE OF CONTENTS

	<u>Page</u>
List of Figures	ii
List of Tables	iii
Degrees Granted and Other Formal Awards Conferred: Summary Tables	1
Annual Summary of Completions	15
Five-Year Trend at Arkansas Public Colleges and Universities	19
Degrees Granted in Education at Arkansas Colleges and Universities	29
I. Bachelor's Degrees in Education	29
II. Bachelor's Degrees in Physical Education	29
III. Master's Degrees in Education	31
IV. Doctoral Awards in Education	31
Degrees Granted to Minority Students	35
I. Baccalaureate Degrees Awarded to Black Students	35
II. Degrees Granted in Education	37
Appendix A:	
Degrees Granted and Other Formal Awards Conferred by Arkansas Public Colleges and Universities, 1983-84 Through 1987-88	39
Degrees Granted and Other Formal Awards Conferred by Arkansas Independent Colleges and Universities, 1983-84 Through 1987-88	75
Appendix B:	
Degrees Granted and Other Formal Awards Conferred in 1987-88 by Two-Year State Institutions	91
Degrees Granted and Other Formal Awards Conferred in 1987-88 by Four-Year State Institutions	99
Degrees Granted and Other Formal Awards Conferred in 1987-88 by Independent Colleges and Universities	121
Appendix C:	
Glossary	133
Appendix D:	
Institutional Names and Abbreviations	137

LIST OF FIGURES

<u>Figures</u>	<u>Page</u>
1. Total Degrees and Other Formal Awards Conferred by Arkansas Institutions, 1983-84 Through 1987-88	18
2. Total Degrees and Other Formal Awards Conferred by Arkansas Public Institutions, 1983-84 Through 1987-88	18
3. Associate Degrees Granted by Arkansas Public Institutions, 1983-84 Through 1987-88	20
4. Bachelor's Degrees Granted by Arkansas Public Institutions, 1983-84 Through 1987-88	20
5. Master's Degrees Granted by Arkansas Public Institutions, 1983-84 Through 1987-88	22
6. Doctoral Degrees Granted by Arkansas Public Institutions, 1983-84 Through 1987-88	24
7. First Professional Degrees Granted by Arkansas Public Institutions, 1983-84 Through 1987-88	26
8. Bachelor's Degrees in Education as a Percent of Bachelor's Degrees in Arkansas Higher Education, 1984-88	28
9. Bachelor's Degrees in Physical Education as a Percent of Bachelor's Degrees in Teacher Education at Public Universities	30
10. Master's Degrees Awarded in Education as a Percent of Total Master's Degrees in Arkansas Higher Education, 1984-88	30
11. Doctoral Degrees in Education as a Percent of Total Doctoral Degrees in Arkansas Higher Education, 1984-1988	32
12. Distribution of Education and Non-Education Degrees Granted by Level at Arkansas Institutions, 1987-88	33
13. Percent of Bachelor's Degrees Received from Arkansas Public Universities by Black Students, 1979-88	34
14. Bachelor's Degrees Granted by Arkansas Public Universities to Black Students, 1979-1988	34
15. Bachelor's Degrees in Education Granted by Arkansas Public Universities to Black Students, 1980-88	36
16. Percent of Education Bachelor's Degrees Granted by Arkansas Public Universities to Black Students, 1980-88	36

LIST OF TABLES

<u>Tables</u>	<u>Page</u>
1. Degrees Granted and Other Formal Awards Conferred by Arkansas Institutions, 1983-84 Through 1987-88	3
2. Summary of Certificates Conferred by Arkansas Colleges and Universities, 1983-84 Through 1987-88	4
3. Summary of Associate Degrees Conferred by Arkansas Colleges and Universities, 1983-84 Through 1987-88	5
4. General Education Associate Degrees Granted by Arkansas State-Supported Two-Year Institutions, 1983-84 Through 1987-88	6
5. Summary of Bachelor's Degrees Conferred by Arkansas Colleges and Universities, 1983-84 Through 1987-88	7
6. Summary of Master's Degrees Conferred by Arkansas Colleges and Universities, 1983-84 Through 1987-88	8
7. Summary of Specialist and Intermediate Degrees Conferred by Arkansas Colleges and Universities, 1983-84 Through 1987-88	8
8. Summary of Doctoral Degrees Conferred by Arkansas Colleges and Universities, 1983-84 Through 1987-88	9
9. Summary of First Professional Degrees Conferred by Arkansas Colleges and Universities, 1983-84 Through 1987-88	9
10. Undergraduate Degrees Granted at Arkansas State Colleges and Universities by Discipline and Type, 1987-88	10
11. Degrees Granted at Arkansas Independent Colleges and Universities by Discipline and Type, 1987-88	11
12. Undergraduate Degrees Granted at Arkansas Public and Independent Institutions by Discipline and Type, 1987-88	12
13. Graduate Degrees Granted at Arkansas State Colleges and Universities by Discipline and Type, 1987-88	13
14. Annual Summary of Completions: Degrees Granted and Other Formal Awards Conferred by Arkansas Colleges and Universities, 1987-88	17
15. Academic Disciplines With Largest Number of Associate Degrees, Arkansas Public Four- and Two-Year Institutions, 1985-86 Through 1987-88	19
16. Academic Disciplines With Largest Number of Bachelor's Degrees, Arkansas Public Four-Year Institutions, 1985-86 Through 1987-88	21

17. Academic Disciplines With Largest Number of Master's Degrees, Arkansas Public Four-Year Institutions, 1985-86 Through 1987-88	23
18. Academic Disciplines With Largest Number of Doctoral Degrees, Arkansas Public Four-Year Institutions, 1985-86 Through 1987-88	25
19. Education Degrees Granted by Arkansas Colleges and Universities	29
20. Total Bachelor's Degrees Awarded in the U.S.	35
21. Bachelor's Degrees in Education in the U.S.	38

Appendix A

Table

	<u>Page</u>
A-1. Certificates Conferred by Arkansas Public Two-Year Institutions, From 1983-84 Through 1987-88	41
A-2. Associate Degrees Conferred by Arkansas Public Two-Year Institutions, From 1983-84 Through 1987-88	44
A-3. Certificates Conferred by Arkansas Public Four-Year Institutions, From 1983-84 Through 1987-88	48
A-4. Associate Degrees Conferred by Arkansas Public Four-Year Institutions, From 1983-84 Through 1987-88	49
A-5. Bachelor's Degrees Conferred by Arkansas Public Four-Year Institutions, From 1983-84 Through 1987-88	51
A-6. Post-Baccalaureate Certificates Conferred by Arkansas Public Four-Year Institutions, From 1983-84 Through 1987-88	63
A-7. Master's Degrees Conferred by Arkansas Public Four-Year Institutions, From 1983-84 Through 1987-88	64
A-8. Specialist Degrees Conferred by Arkansas Public Four-Year Institutions, From 1983-84 Through 1987-88	70
A-9. Intermediate Degrees Conferred by Arkansas Public Four-Year Institutions, From 1983-84 Through 1987-88	71
A-10. Doctoral Degrees Conferred by Arkansas Public Four-Year Institutions, From 1983-84 Through 1987-88	72
A-11. First-Professional Degrees Conferred by Arkansas Public Four-Year Institutions, From 1983-84 Through 1987-88	73
A-12. Post First-Professional Degrees Conferred by Arkansas Public Four-Year Institutions, From 1983-84 Through 1987-88	73

A-13.	Certificates Conferred by Arkansas Independent Two-Year Institutions, From 1983-84 Through 1987-88	77
A-14.	Associate Degrees Conferred by Arkansas Independent Two-Year Institutions, From 1983-84 Through 1987-88	77
A-15.	Certificates Conferred by Arkansas Independent Four-Year Institutions, From 1983-84 Through 1987-88	78
A-16.	Associate Degrees Conferred by Arkansas Independent Four-Year Institutions, From 1983-84 Through 1987-88	79
A-17.	Bachelor's Degrees Conferred by Arkansas Independent Four-Year Institutions, From 1983-84 Through 1987-88	81
A-18.	Master's Degrees Conferred by Arkansas Independent Four-Year Institutions, From 1983-84 Through 1987-88	89

Appendix B
Table

Page

B-1.	Certificates Conferred Between July 1, 1987 and June 30, 1988 for Two-Year State Institutions	93
B-2.	Associate Degrees Conferred Between July 1, 1987 and June 30, 1988 for Two-Year State Institutions	96
B-3.	Certificates Conferred Between July 1, 1987 and June 30, 1988 for Four-Year State Institutions	101
B-4.	Associate Degrees Conferred Between July 1, 1987 and June 30, 1988 for Four-Year State Institutions	102
B-5.	Bachelor's Degrees Conferred Between July 1, 1987 and June 30, 1988 for Four-Year State Institutions	104
B-6.	Post-Baccalaureate Certificates Conferred Between July 1, 1987 and June 30, 1988 for Four-Year State Institutions	110
B-7.	Master's Degrees Conferred Between July 1, 1987 and June 30, 1988 for Four-Year State Institutions	111
B-8.	Specialist Degrees Conferred Between July 1, 1987 and June 30, 1988 for Four-Year State Institutions	116
B-9.	Doctoral Degrees Conferred Between July 1, 1987 and June 30, 1988 for Four-Year State Institutions	117
B-10.	First Professional Degrees Granted Between July 1, 1987 and June 30, 1988 for Four-Year State Institutions	119
B-11.	Associate Degrees Conferred Between July 1, 1987 and June 30, 1988 for Two-Year Independent Institutions	123

B-12.	Certificates Conferred Between July 1, 1987 and June 30, 1988 for Four-Year Independent Institutions	124
B-13.	Associate Degrees Conferred Between July 1, 1987 and June 30, 1988 for Four-Year Independent Institutions	125
B-14.	Bachelor's Degrees Conferred Between July 1, 1987 and June 30, 1988 for Four-Year Independent Institutions	127
B-15.	Master's Degrees Conferred Between July 1, 1987 and June 30, 1988 for Four-Year Independent Institutions	132

DEGREES GRANTED AND OTHER FORMAL AWARDS CONFERRED:
SUMMARY TABLES

TABLE 1. DEGREES GRANTED AND OTHER FORMAL AWARDS CONFERRED BY ARKANSAS INSTITUTIONS, 1983-84 THROUGH 1987-88

INSTITUTION	1983-84	1984-85	1985-86	1986-87	1987-88
STATE INSTITUTIONS					
Two-Year					
Certificate	200	222	185	138	157
Associate	1,231	1,240	1,188	1,175	1,219
Four-Year					
Certificate	16	23	10	19	16
Associate	447	458	402	438	372
Bachelor's	5,856	5,760	5,833	5,467	5,636
Post-Bachelor's	13	12	14	14	14
Master's	1,556	1,576	1,676	1,707	1,626
Specialist	52	48	34	40	91
Intermediate	1	1	0	1	0
Doctoral	129	128	134	112	101
First-Professional	342	354	355	319	369
Post First-Professional	0	197	220	189	200
Subtotal	9,843	10,019	10,051	9,619	9,801
INDEPENDENT INSTITUTIONS					
Certificate	5	5	6	1	3
Associate	132	132	114	108	159
Bachelor's	1,572	1,391	1,462	1,399	1,379
Master's	83	108	81	95	101
Subtotal	1,792	1,636	1,663	1,603	1,642
ALL INSTITUTIONS					
Certificate	221	250	201	158	176
Associate	1,810	1,830	1,704	1,721	1,750
Bachelor's	7,428	7,151	7,295	6,866	7,015
Post-Bachelor's	13	12	14	14	14
Master's	1,639	1,684	1,757	1,802	1,727
Specialist	52	48	34	40	91
Intermediate	1	1	0	1	0
Doctoral	129	128	134	112	101
First-Professional	342	354	355	319	369
Post First-Professional	0	197	220	189	200
TOTAL DEGREES GRANTED	11,635	11,655	11,714	11,222	11,443

1. Includes master's degrees granted by UAF in Operations Management at military bases and in Instrumentation Science at UALR.
2. Includes doctoral degrees granted by UAF in Instrumentation Science at UALR and in Life Sciences at UAMS.
3. Post First-Professional degrees not reported until 1984-85.

TABLE 2. SUMMARY OF CERTIFICATES CONFERRED BY ARKANSAS COLLEGES AND UNIVERSITIES, 1963-84 THROUGH 1987-88

INSTITUTION	1983-84	1984-85	1985-86	1986-87	1987-88
STATE TWO-YEAR					
ASUB	2	3	0	1	2
EACC	20	18	13	8	11
GCCC	6	9	16	4	17
MCCC	0	0	3	2	1
NACC	0	0	0	0	0
PCCC	75	54	54	43	45
RMCC	12	27	18	3	16
SAUE	0	1	1	1	1
SAUT	3	10	5	8	0
WCC	82	100	75	68	64
Subtotal	200	222	185	138	157
STATE FOUR-YEAR					
ASUJ	0	0	0	0	0
ATU	0	0	0	0	1
HSU	16	23	10	19	15
UAPB	0	0	0	0	0
Subtotal	16	23	10	19	16
INDEPENDENT TWO-YEAR					
CRC	0	1	0	0	-
SBC	3	*	*	*	*
Subtotal	3	1	0	0	0
INDEPENDENT FOUR-YEAR					
ABC	0	1	1	1	1
CBC	2	1	1	0	0
OBU	0	2	0	0	0
SBC	*	0	4	0	0
UO	0	0	0	0	2
Subtotal	2	4	6	1	3
TOTAL	221	250	201	158	176

* Southern Baptist College became a four-year institution in 1984.

TABLE 3. SUMMARY OF ASSOCIATE DEGREES CONFERRED BY ARKANSAS COLLEGES AND UNIVERSITIES, 1983-84 THROUGH 1987-88

INSTITUTION	1983-84	1984-85	1985-86	1986-87	1987-88
STATE TWO-YEAR					
ASUB	78	89	104	100	122
EACC	80	97	97	105	102
GCCC	107	135	136	132	164
MCCC	150	123	140	148	121
NACC	164	152	134	125	157
PCCC	140	138	129	93	110
RMCC	10	13	14	23	45
SAUE	43	57	54	63	58
SAJT	104	122	78	83	67
WCC	355	314	302	303	273
Subtotal	1,231	1,240	1,188	1,175	1,219
STATE FOUR-YEAR					
ASUJ	86	73	76	100	76
ATU	25	15	14	22	12
HSU	6	9	9	13	6
SAUM	62	50	40	53	34
UAF	63	74	62	52	48
UALR	121	128	114	127	128
UAM	36	29	34	20	27
UAMS	24	49	41	25	15
UAPB	4	2	2	1	3
UCA	20	29	10	25	23
Subtotal	447	458	402	438	372
INDEPENDENT TWO-YEAR					
CRC	21	24	15	16	15
SC	4	8	14	15	16
SBC	58	*	*	*	*
Subtotal	83	32	29	31	31
INDEPENDENT FOUR-YEAR					
ABC	0	0	0	1	2
CBC	17	7	7	7	59
HU	13	14	11	3	6
JBU	19	17	19	13	15
SBC	*	62	48	53	46
UO	0	0	0	0	0
Subtotal	49	100	85	77	128
TOTAL	1,810	1,830	1,704	1,721	1,750

* Southern Baptist College became a four-year institution in 1984.



TABLE 4. GENERAL EDUCATION ASSOCIATE DEGREES GRANTED BY ARKANSAS STATE-SUPPORTED TWO-YEAR INSTITUTIONS, 1983-84 THROUGH 1987-88

INSTITUTION	1983-84	1984-85	1985-86	1986-87	1987-88
STATE TWO-YEAR					
ASUB	72	85	99	100	122
EACC	32	51	38	51	53
GCCC	41	41	48	41	52
MCCC	89	73	83	85	67
NACC	87	94	95	84	98
PCCC	18	18	23	23	18
RMCC	10	5	7	14	27
SAUE	36	41	36	45	36
SAUT	5	6	4	6	4
WCC	156	96	88	111	112
TOTAL	546	510	521	560	589

TABLE 5. SUMMARY OF BACHELOR'S DEGREES CONFERRED BY ARKANSAS COLLEGES AND UNIVERSITIES, 1983-84 THROUGH 1987-88

INSTITUTION	1983-84	1984-85	1985-86	1986-87	1987-88
STATE FOUR-YEAR					
ASUJ	1,022	955	989	922	923
ATU	402	436	446	468	404
HSU	339	343	315	319	334
SAUM	239	286	216	256	245
UAF	1,747	1,852	1,807	1,655	1,631
UALR	654	524	634	650	705
UAM	217	212	228	150	208
UAMS	257	179	202	194	205
UAPB	295	250	272	200	283
UCA	684	723	724	653	698
Subtotal	5,856	5,760	5,833	5,467	5,636
INDEPENDENT FOUR-YEAR					
ABC	18	20	27	18	16
AC	68	74	90	105	87
CBC	17	8	7	10	4
HU	227	210	192	210	206
HC	560	506	531	533	509
JBU	149	118	106	115	151
OBU	337	252	232	201	231
PSC	77	76	84	68	69
SBC	0	0	22	12	15
UO	119	127	171	127	91
Subtotal	1,572	1,391	1,462	1,399	1,379
TOTAL	7,428	7,151	7,295	6,866	7,015

TABLE 6. SUMMARY OF MASTER'S DEGREES CONFERRED BY ARKANSAS COLLEGES AND UNIVERSITIES, 1983-84 THROUGH 1987-88

INSTITUTION	1983-84	1984-85	1985-86	1986-87	1987-88
STATE FOUR-YEAR					
ASUJ	254	257	333	301	318
ATU	32	44	73	49	58
HSU	60	73	76	117	84
SAUM	33	31	27	28	26
UAF*	823	777	784	750	675
UALR	153	180	174	209	202
UAMS	35	36	35	35	47
UCA	166	178	174	218	216
Subtotal	1,556	1,576	1,676	1,707	1,626
* Includes degrees granted in Operations Management at military bases and in Instrumentation Science at UALR.					
INDEPENDENT FOUR-YEAR					
CBC	0	3	1	1	1
HU	26	40	47	48	68
OBU	57	65	33	46	32
Subtotal	83	108	81	95	101
TOTAL	1,639	1,684	1,757	1,802	1,727

TABLE 7. SUMMARY OF SPECIALIST AND INTERMEDIATE DEGREES CONFERRED BY COLLEGES AND UNIVERSITIES, 1983-84 THROUGH 1987-88

INSTITUTION	1983-84	1984-85	1985-86	1986-87	1987-88
STATE FOUR-YEAR					
ASUJ	17	18	13	16	15
UAF	36	31	19	22	19
UALR	-	-	-	2	47
UCA	-	0	2	1	10
TOTAL	53	49	34	41	91

TABLE 8. SUMMARY OF DOCTORAL DEGREES CONFERRED BY ARKANSAS COLLEGES AND UNIVERSITIES, 1983-84 THROUGH 1987-88

INSTITUTION	1983-84	1984-85	1985-86	1986-87	1987-88
STATE FOUR-YEAR					
UAF*	129	128	134	112	101
*TOTAL	129	128	134	112	101

* Includes doctoral degrees granted by UAF in Instrumentation Science at UALR and in Life Sciences at UAMS.

TABLE 9. SUMMARY OF FIRST PROFESSIONAL DEGREES CONFERRED BY ARKANSAS COLLEGES AND UNIVERSITIES, 1983-84 THROUGH 1987-88

INSTITUTION	1983-84	1984-85	1985-86	1986-87	1987-88
STATE FOUR-YEAR					
UAF - LAW	116	128	125	111	135
UALR -LAW	94	97	102	83	112
UAMS - MEDICINE	132	129	128	125	122
TOTAL	342	354	355	319	369

TABLE 10. UNDERGRADUATE DEGREES GRANTED AT ARKANSAS STATE COLLEGES AND UNIVERSITIES BY DISCIPLINE AND TYPE, 1987-88

CIP Code	Discipline	Certificates		Associate		Bachelor's		Total	
		Number	Percent	Number	Percent	Number	Percent		
01	Agribusiness & Agric. Production	0	0.00%	0	0.00%	91	1.61%	91	1.23%
02	Agricultural Sciences	-	-	0	0.00%	94	1.67%	94	1.27%
03	Renewable Natural Resources	-	-	-	-	32	0.57%	32	0.43%
04	Architecture & Environ. Design	-	-	-	-	41	0.73%	41	0.55%
05	Area and Ethnic Studies	-	-	-	-	-	-	-	-
06	Business and Management	0	0.00%	10	0.63%	1,513	26.85%	1,523	20.58%
07	Business and Office	47	27.17%	169	10.62%	68	1.21%	284	3.84%
08	Marketing and Distribution	1	0.58%	89	5.59%	-	-	90	1.22%
09	Communications	-	-	-	-	251	4.45%	251	3.39%
10	Communication Technologies	0	0.00%	-	-	-	-	0	0.00%
11	Computer & Information Sciences	-	-	4	0.25%	232	4.12%	236	3.19%
12	Cons., Pers., & Misc. Services	9	5.20%	0	0.00%	-	-	9	0.12%
13	Education	-	-	6	0.38%	1,307	23.19%	1,313	17.74%
14	Engineering	-	-	-	-	271	4.81%	271	3.66%
15	Engr. & Engr. - Related Tech.	3	1.73%	87	5.47%	36	0.64%	126	1.70%
16	Foreign Languages	-	-	-	-	14	0.25%	14	0.19%
17	Allied Health	50	28.90%	70	4.40%	108	1.92%	228	3.08%
18	Health Sciences	-	-	398	25.02%	374	6.64%	772	10.43%
19	Home Economics	0	0.00%	-	-	71	1.26%	71	0.96%
20	Vocational Home Economics	0	0.00%	2	0.13%	-	-	2	0.03%
21	Industrial Arts	-	-	9	0.57%	-	-	9	0.12%
22	Law	-	-	-	-	-	-	-	-
23	Letters	-	-	-	-	128	2.27%	128	1.73%
24	Liberal/General Studies	-	-	633	39.79%	35	0.62%	668	9.03%
25	Library & Archival Sciences	-	-	-	-	-	-	-	0.00%
26	Life Sciences	-	-	-	-	151	2.68%	151	2.04%
27	Mathematics	-	-	-	-	39	0.69%	39	0.53%
28	Military Sciences	-	-	-	-	-	-	-	-
29	Military Technologies	-	-	-	-	-	-	-	-
30	Multi/Interdisciplinary Studies	-	-	-	-	22	0.39%	22	0.30%
31	Parks & Recreation	-	-	-	-	18	0.32%	18	0.24%
32	Basic Skills	-	-	-	-	-	-	-	-
36	Leisure and Recreational Activities	-	-	-	-	12	0.21%	12	0.16%
38	Philosophy & Religion	-	-	-	-	-	-	-	-
39	Theology	-	-	-	-	78	1.38%	78	1.05%
40	Physical Sciences	-	-	-	-	-	-	-	-
41	Science Technologies	-	-	-	-	138	2.45%	138	1.86%
42	Psychology	-	-	-	-	63	1.12%	118	1.59%
43	Protective Services	2	1.16%	53	3.33%	75	1.33%	75	1.01%
44	Public Affairs	-	-	0	0.00%	244	4.33%	244	3.30%
45	Social Sciences	-	-	-	-	-	-	0	0.00%
46	Construction Trades	0	0.00%	0	0.00%	-	-	0	0.00%
47	Mechanics and Repairs	39	22.54%	25	1.57%	9	0.16%	64	0.86%
48	Precision Production	22	12.72%	36	2.26%	13	0.23%	67	0.91%
49	Transportation & Material Moving	0	0.00%	-	-	108	1.92%	108	1.46%
50	Visual & Performing Arts	0	0.00%	0	0.00%	-	-	-	-
TOTALS		173	100.00%	1,591	100.00%	5,636	100.00%	7,400	100.00%
Column Totals as Percentage of Grand Total			2.34%		21.50%		76.16%		100.00%

Column percents may not total 100% due to rounding.

TABLE 11. DEGREES GRANTED AT ARKANSAS INDEPENDENT COLLEGES AND UNIVERSITIES BY DISCIPLINE AND TYPE, 1987-88

CIP Code	Discipline	Certificates		Associate		Bachelor's		Total Undergrad.		Master's	
		Number	Percent	Number	Percent	Number	Percent	Number	Percent	Number	Percent
01	Agribusiness & Agric. Production	-	-	-	-	-	-	-	-	-	-
02	Agricultural Sciences	-	-	-	-	-	-	-	-	-	-
03	Renewable Natural Resources	-	-	-	-	9	0.65%	9	0.58%	-	-
04	Architecture & Environ. Design	-	-	-	-	361	26.20%	369	23.96%	21	20.79%
05	Area and Ethnic Studies	-	-	8	5.03%	19	1.38%	45	2.92%	-	-
06	Business and Management	3	100.00%	0	0.00%	2	0.15%	2	0.13%	-	-
07	Business and Office	-	-	0	0.00%	78	5.66%	78	5.06%	-	-
08	Marketing and Distribution	-	-	0	0.00%	-	-	-	-	-	-
09	Communications	-	-	1	0.63%	19	1.38%	20	1.30%	-	-
10	Communication Technologies	-	-	-	-	-	-	-	-	-	-
11	Computer & Information Sciences	-	-	0	0.00%	258	18.72%	258	16.75%	79	78.22%
12	Cons., Pers., & Misc. Services	-	-	-	-	10	0.73%	10	0.65%	-	-
13	Education	-	-	1	0.63%	6	0.44%	7	0.45%	-	-
14	Engineering	-	-	-	-	16	1.16%	16	1.04%	-	-
15	Engr. & Engr. - Related Tech.	-	-	-	-	8	0.58%	8	0.52%	-	-
16	Foreign Languages	-	-	-	-	28	2.03%	28	1.82%	-	-
17	Allied Health	-	-	-	-	17	1.23%	17	1.10%	-	-
18	Health Sciences	-	-	-	-	4	0.29%	4	0.26%	-	-
19	Home Economics	-	-	2	1.26%	-	-	2	0.13%	-	-
20	Vocational Home Economics	-	-	-	-	-	-	-	-	-	-
21	Industrial Arts	-	-	-	-	-	-	-	-	-	-
22	Law	-	-	-	-	-	-	-	-	-	-
23	Letters	-	-	-	-	34	2.47%	34	2.21%	-	-
24	Liberal/General Studies	-	-	113	71.07%	16	1.16%	129	8.38%	-	-
25	Library & Archival Sciences	-	-	-	-	79	5.73%	79	5.13%	-	-
26	Life Sciences	-	-	-	-	36	2.61%	36	2.34%	-	-
27	Mathematics	-	-	-	-	-	-	-	-	-	-
28	Military Sciences	-	-	-	-	7	0.44%	7	0.39%	-	-
29	Military Technologies	-	-	0	0.00%	-	-	-	-	-	-
30	Multi/Interdisciplinary Studies	-	-	-	-	-	-	-	-	-	-
31	Parks & Recreation	-	-	-	-	-	-	-	-	-	-
32	Basic Skills	-	-	-	-	-	-	-	-	-	-
36	Leisure and Recreational Activities	0	0.00%	0	0.00%	-	-	-	-	-	-
38	Philosophy & Religion	-	-	3	1.89%	11	0.80%	11	0.71%	1	0.99%
39	Theology	-	-	-	-	82	5.95%	85	5.52%	-	-
40	Physical Sciences	-	-	-	-	35	2.54%	35	2.27%	-	-
41	Science Technologies	-	-	-	-	-	-	-	-	-	-
42	Psychology	-	-	1	0.63%	57	4.14%	57	3.70%	-	-
43	Protective Services	-	-	2	1.26%	26	1.89%	28	1.82%	-	-
44	Public Affairs	-	-	0	0.00%	125	9.07%	125	8.12%	-	-
45	Social Sciences	-	-	-	-	-	-	0	0.00%	-	-
46	Construction Trades	-	-	-	-	-	-	-	-	-	-
47	Mechanics and Repairs	-	-	-	-	0	0.00%	0	0.00%	-	-
48	Precision Production	-	-	-	-	-	-	-	-	-	-
49	Transportation & Material Moving	-	-	-	-	-	-	-	-	-	-
50	Visual & Performing Arts	-	-	5	3.14%	35	2.54%	40	2.60%	-	-
TOTALS		3	100.00%	159	100.00%	1,379	100.00%	1,541	100.00%	101	100.00%
Column Totals as Percentage of Grand Total			0.19%		10.32%		89.48%		100.00%		

Column percents may not total 100% due to rounding.

TABLE 12. UNDERGRADUATE DEGREES GRANTED AT ARKANSAS PUBLIC AND INDEPENDENT INSTITUTIONS BY DISCIPLINE AND TYPE, 1987-88

CIP Code	Discipline	Certificates		Associate		Bachelor's		Total	
		Number	Percent	Number	Percent	Number	Percent		
01	Agribusiness & Agric. Production	0	0.00	0	0.00%	91	1.30%	91	1.02%
02	Agricultural Sciences	-	-	0	0.00%	94	1.34%	94	1.05%
03	Renewable Natural Resources	-	-	0	-	32	0.46%	32	0.36%
04	Architecture & Environ. Design	-	-	-	-	50	0.71%	50	0.56%
05	Area and Ethnic Studies	-	-	-	-	1	0.01%	1	0.01%
06	Business and Management	0	0.00%	18	1.03%	1,874	26.71%	1,892	21.16%
07	Business and Office	50	28.41%	192	10.97%	87	1.24%	329	3.68%
08	Marketing and Distribution	1	0.57%	89	5.09%	2	0.03%	92	1.03%
09	Communications	-	-	0	0.00%	329	4.69%	329	3.68%
10	Communication Technologies	0	0.00%	0	0.00%	-	-	0	0.00%
11	Computer & Information Sciences	-	-	5	0.29%	251	3.58%	256	2.86%
12	Cons., Pers., & Misc. Services	9	5.11%	0	0.00%	-	-	9	0.10%
13	Education	-	-	6	0.34%	1,565	22.31%	1,571	17.57%
14	Engineering	-	-	-	-	281	4.01%	281	3.14%
15	Engr. & Engr. - Related Tech.	3	1.70%	88	5.03%	42	0.60%	133	1.49%
16	Foreign Languages	-	-	-	-	30	0.43%	30	0.34%
17	Allied Health	50	28.41%	70	4.00%	116	1.65%	236	2.64%
18	Health Sciences	-	-	398	22.74%	402	5.73%	800	8.95%
19	Home Economics	0	0.00%	-	-	88	1.25%	88	0.98%
20	Vocational Home Economics	0	0.00%	2	0.11%	4	0.06%	6	0.07%
21	Industrial Arts	-	-	11	0.63%	-	-	11	0.12%
22	Law	-	-	-	-	-	-	-	-
23	Letters	-	-	-	-	162	2.31%	162	1.81%
24	Liberal/General Studies	-	-	746	42.63%	51	0.73%	797	8.91%
25	Library & Archival Sciences	-	-	-	-	-	-	-	-
26	Life Sciences	-	-	-	-	230	3.28%	230	2.57%
27	Mathematics	-	-	-	-	75	1.07%	75	0.84%
28	Military Sciences	-	-	-	-	-	-	-	-
29	Military Technologies	-	-	-	-	-	-	-	-
30	Multi/Interdisciplinary Studies	-	-	0	0.00%	29	0.41%	29	0.32%
31	Parks & Recreation	-	-	-	-	18	0.26%	18	0.20%
32	Basic Skills	-	-	-	-	-	-	-	-
36	Leisure and Recreational Activities	0	0.00%	0	0.00%	-	-	0	0.00%
38	Philosophy & Religion	-	-	-	-	23	0.33%	23	0.26%
39	Theology	-	-	3	0.17%	82	1.17%	85	0.95%
40	Physical Sciences	-	-	-	-	113	1.61%	113	1.26%
41	Science Technologies	-	-	-	-	-	-	-	-
42	Psychology	-	-	-	-	195	2.78%	195	2.18%
43	Protective Services	2	1.14%	54	3.09%	63	0.90%	119	1.33%
44	Public Affairs	-	-	2	0.11%	101	1.44%	103	1.15%
45	Social Sciences	-	-	0	0.00%	369	5.26%	369	4.13%
46	Construction Trades	0	0.00%	0	0.00%	-	-	0	0.00%
47	Mechanics and Repairs	39	22.16%	25	1.43%	-	-	64	0.72%
48	Precision Production	22	12.50%	36	2.06%	9	0.13%	67	0.75%
49	Transportation & Material Moving	0	0.00%	-	-	13	0.19%	13	0.15%
50	Visual & Performing Arts	0	0.00%	5	0.29%	143	2.04%	148	1.66%
TOTALS		176	100.00%	1,750	100.00%	7,015	100.00%	8,941	100.00%
Column Totals as Percentage of Grand Total		1.97%		19.57%		78.46%		100.00%	

Column percents may not total 100% due to rounding.

23

22



TABLE 13. GRADUATE DEGREES GRANTED AT ARKANSAS STATE COLLEGES AND UNIVERSITIES BY DISCIPLINE AND TYPE, 1987-88

CIP Code	Discipline	Master's		Intermediate		Specialist		Doctoral		First Professional		Total	
		Number	Percent	Number	Percent	Number	Percent	Number	Percent	Number	Percent	Number	Percent
01	Agribusiness & Agric. Production	18	1.11%	-	-	-	-	-	-	-	-	18	0.82%
02	Agricultural Sciences	46	2.83%	-	-	-	-	9	8.91%	-	-	55	2.51%
03	Renewable Natural Resources	-	-	-	-	-	-	-	-	-	-	-	-
04	Architecture & Environ. Design	-	-	-	-	-	-	-	-	-	-	-	-
05	Area and Ethnic Studies	-	-	-	-	-	-	-	-	-	-	-	-
06	Business and Management	116	7.13%	-	-	-	-	14	13.86%	-	-	130	5.94%
07	Business and Office	-	-	-	-	-	-	-	-	-	-	-	-
08	Marketing and Distribution	-	-	-	-	-	-	-	-	-	-	-	-
09	Communications	24	1.48%	-	-	-	-	-	-	-	-	24	1.10%
10	Communication Technologies	-	-	-	-	-	-	-	-	-	-	-	-
11	Computer & Information Sciences	18	1.11%	-	-	-	-	-	-	-	-	18	0.82%
12	Cons., Pers., & Misc. Services	-	-	-	-	-	-	-	-	-	-	-	-
13	Education	821	50.49%	-	-	91	100.00%	32	31.68%	-	-	944	43.16%
14	Engineering	188	11.56%	-	-	-	-	7	6.93%	-	-	195	8.92%
15	Engr. & Engr. - Related Tech.	2	0.12%	-	-	-	-	1	0.99%	-	-	3	0.14%
16	Foreign Languages	6	0.37%	-	-	-	-	-	-	-	-	6	0.27%
17	Allied Health	19	1.17%	-	-	-	-	-	-	-	-	19	0.87%
18	Health Sciences	79	4.86%	-	-	-	-	-	-	122	33.06%	201	9.19%
19	Home Economics	3	0.18%	-	-	-	-	-	-	-	-	3	0.14%
20	Vocational Home Economics	0	0.00%	-	-	-	-	-	-	-	-	0	0.00%
21	Industrial Arts	-	-	-	-	-	-	-	-	-	-	-	-
22	Law	11	0.68%	-	-	-	-	-	-	247	66.94%	258	11.80%
23	Letters	24	1.48%	0	0.00%	-	-	5	4.95%	-	-	29	1.33%
24	Liberal/General Studies	0	0.00%	-	-	-	-	-	-	-	-	0	0.00%
25	Library & Archival Sciences	4	0.25%	-	-	-	-	-	-	-	-	4	0.18%
26	Life Sciences	21	1.29%	-	-	-	-	7	6.93%	-	-	28	1.28%
27	Mathematics	17	1.05%	-	-	-	-	0	0.00%	-	-	17	0.78%
28	Military Sciences	-	-	-	-	-	-	-	-	-	-	-	-
29	Military Technologies	-	-	-	-	-	-	-	-	-	-	-	-
30	Multi/Interdisciplinary Studies	-	-	-	-	-	-	-	-	-	-	-	-
31	Parks & Recreation	13	0.80%	-	-	-	-	-	-	-	-	13	0.59%
32	Basic Skills	-	-	-	-	-	-	-	-	-	-	-	-
36	Leisure and Recreational Activities	-	-	-	-	-	-	-	-	-	-	-	-
38	Philosophy & Religion	2	0.12%	-	-	-	-	1	0.99%	-	-	3	0.14%
39	Theology	-	-	-	-	-	-	-	-	-	-	-	-
40	Physical Sciences	15	0.92%	-	-	-	-	16	15.84%	-	-	31	1.42%
41	Science Technologies	-	-	-	-	-	-	-	-	-	-	-	-
42	Psychology	42	2.58%	-	-	-	-	4	3.96%	-	-	46	2.10%
43	Protective Services	6	0.37%	-	-	-	-	-	-	-	-	6	0.27%
44	Public Affairs	77	4.74%	0	0.00%	-	-	-	-	-	-	77	3.52%
45	Social Sciences	36	2.21%	-	-	-	-	5	4.95%	-	-	41	1.87%
46	Construction Trades	-	-	-	-	-	-	-	-	-	-	-	-
47	Mechanics and Repairers	-	-	-	-	-	-	-	-	-	-	-	-
48	Precision Production	-	-	-	-	-	-	-	-	-	-	-	-
49	Transportation & Material Moving	-	-	-	-	-	-	-	-	-	-	-	-
50	Visual & Performing Arts	18	1.11%	-	-	-	-	-	-	-	-	18	0.82%
TOTALS		1,026	100.00%	0	0.00%	91	100.00%	101	100.00%	369	100.00%	2,187	100.00%
Column Totals as Percentage of Grand Total:			74.35%		0.00%		4.16%		4.62%		16.87%		100.00%

Column percents may not total 100% due to rounding.

1. Includes degrees granted by UAF in Operations Management at Military Bases and in Instrumentation Science at UALR.
2. Does not include UAMS House Officer (Post-MD) degrees or post-baccalaureate Dietetic Internships at UAMS.
3. Includes degrees granted by UAF in Life Sciences through UAMS.

ANNUAL SUMMARY OF COMPLETIONS

**ANNUAL SUMMARY OF COMPLETIONS:
DEGREES GRANTED AND OTHER FORMAL AWARDS
CONFERRED BY ARKANSAS COLLEGES AND UNIVERSITIES
1987-88**

Arkansas public and independent colleges and universities conferred 11,443 degrees and other formal awards in 1987-88. This represents an increase of 221 awards from the total for 1986-87, caused mainly by an upswing in the number of baccalaureate degrees granted by public institutions. Figure 1 illustrates the trend in degrees and awards at all Arkansas institutions of higher education since 1983-84.

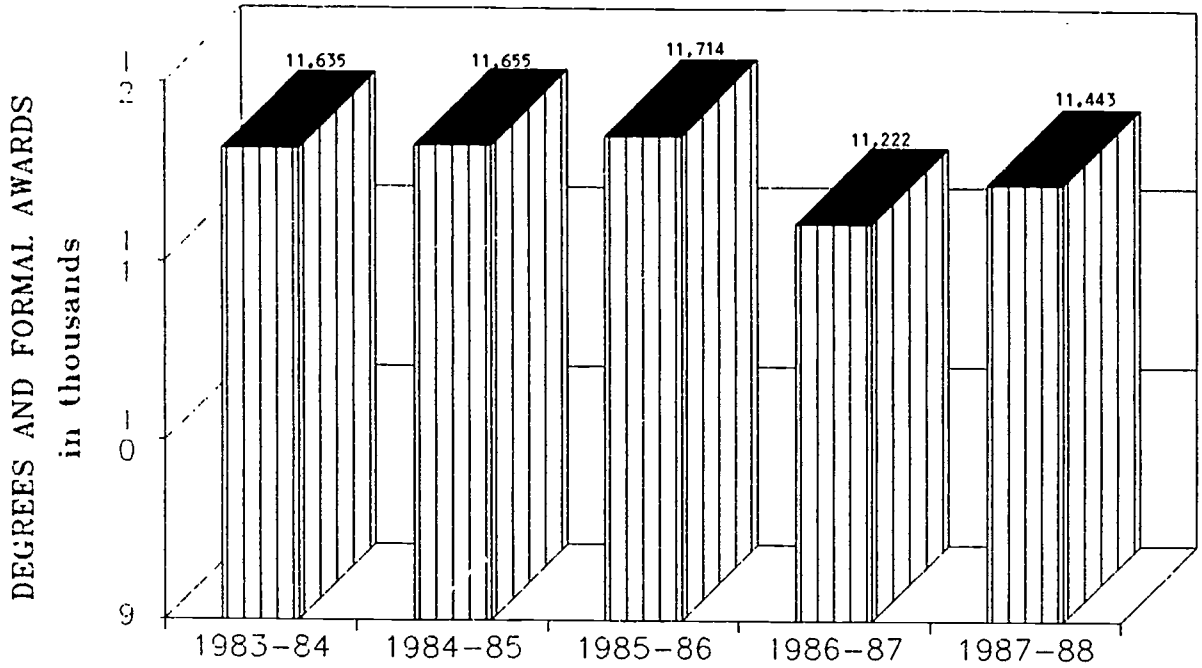
Table 14 summarizes the 1987-88 data on completions (degrees and other awards) for Arkansas higher education by degree type for the public and independent institutions of higher education. Over 85% of all awards in Arkansas are made by the public colleges and universities, including all doctorates and first-professional degrees (law and medicine) and all but 3 certificates. The independent sector is particularly strong at the baccalaureate level: 84% of the awards made in 1987-88 by the state's twelve independent colleges and universities were bachelor's degrees.

This report on higher education completions examines a number of trends in degree-granting, with particular emphasis on public higher education. Five-year trends are illustrated, including the most productive academic disciplines at each degree level. In addition, comparisons are made between Arkansas and the nation as a whole with respect to degree-granting activity in a number of discipline areas.

TABLE 14. ANNUAL SUMMARY OF COMPLETIONS: DEGREES GRANTED AND OTHER FORMAL AWARDS CONFERRED BY ARKANSAS COLLEGES AND UNIVERSITIES, 1987-88

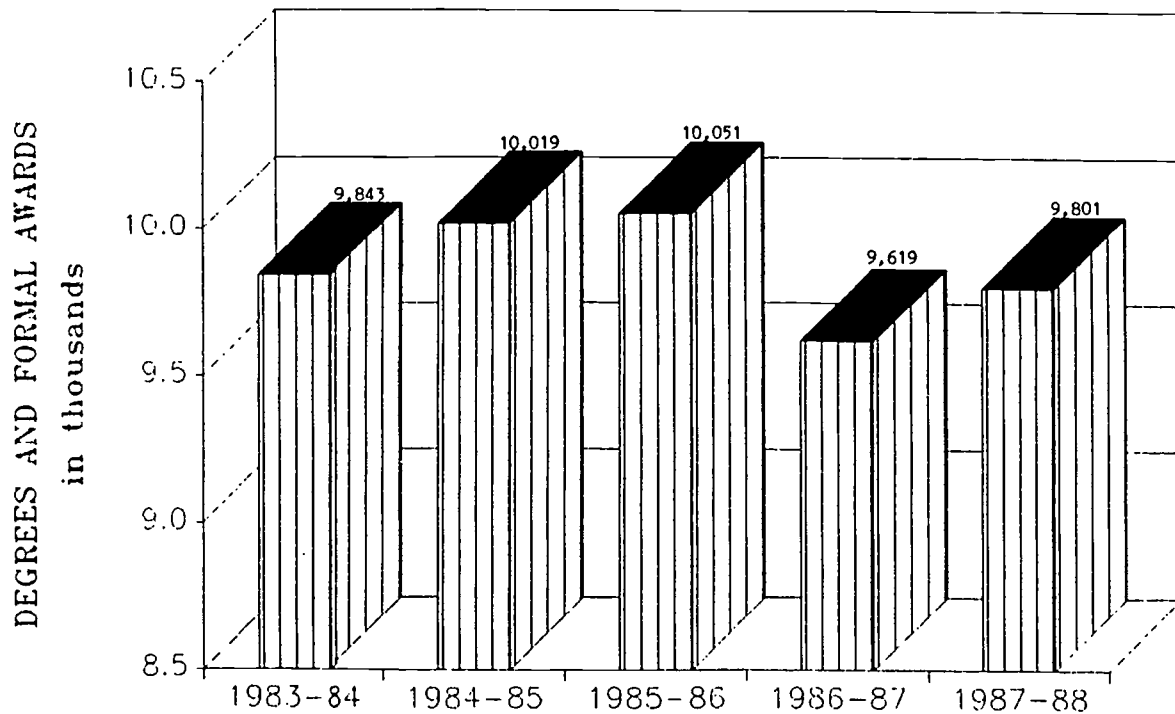
Degree or Award	Public	Independent	Total
Certificates	173	3	176
Associate Degrees	1,591	159	1,750
Bachelor's Degrees	5,636	1,379	7,015
Post-Baccalaureate Certificates	14	-	14
Master's and Specialist Degrees	1,717	101	1,818
Doctoral Degrees	101	-	101
First-Professional Degrees	369	-	369
Post First-Professional Degrees	200	-	200
Totals	9,801	1,642	11,443

FIGURE 1. TOTAL DEGREES AND OTHER FORMAL AWARDS CONFERRED BY ARKANSAS INSTITUTIONS, 1983-84 THROUGH 1987-88



SOURCE: HEDIS AND IPEDS FORMS

FIGURE 2. TOTAL DEGREES AND OTHER FORMAL AWARDS CONFERRED BY ARKANSAS PUBLIC INSTITUTIONS, 1983-84 THROUGH 1987-88



SOURCE: HEDIS AND IPEDS FORMS

**FIVE-YEAR TREND
AT ARKANSAS PUBLIC COLLEGES AND UNIVERSITIES**

The state's public colleges and universities conferred 9,801 degrees and other formal awards in 1987-88. This total was 182 awards higher than the 1986-87 figure and slightly lower than the total for 1983-84. As discussed below in more detail, declines took place in associate, master's, and doctoral degrees. On the other hand, the 20 public institutions graduated more students in 1987-88 with certificates, baccalaureate, specialist, first-professional, and post first-professional degrees than in the previous year. Figure 2 depicts the five-year trend for all awards; the pattern at each degree level is discussed separately in the following pages.

1. Associate Degrees

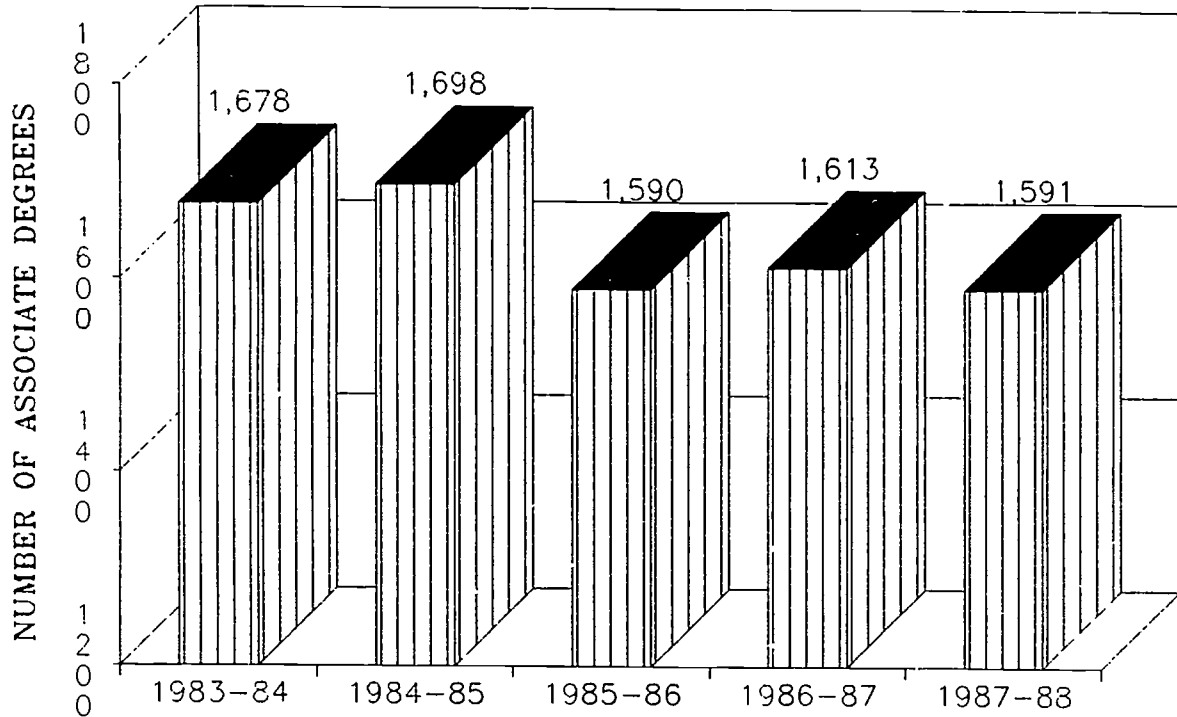
Associate degrees granted by Arkansas public colleges and universities totaled 1,591 in 1987-88, a modest decrease over the previous year. Viewed in a five-year context, as illustrated by Figure 3, the number of associate degrees has remained fairly constant with the highest number being awarded in 1984-85.

When associate degree production is viewed in terms of awards in particular disciplines, there is a remarkable pattern of stability. As Table 15 indicates, Liberal and General Studies, Health Sciences, and Business and Management are the most popular fields for students who receive associate degrees. This has been the case for the past three years, and these disciplines account for over 70% of the total number of associate degrees obtained at the state's public institutions of higher education. Trailing these areas as the most productive associate degree fields are Marketing and Distribution, Engineering and Engineering-Related Technology, and Allied Health. The top five discipline codes as a group encompass over 85% of the associate degrees awarded in public colleges and universities since 1985-86.

**TABLE 15. ACADEMIC DISCIPLINES WITH LARGEST NUMBER OF ASSOCIATE DEGREES, ARKANSAS
PUBLIC FOUR- AND TWO-YEAR INSTITUTIONS, 1985-86 THROUGH 1987-88**

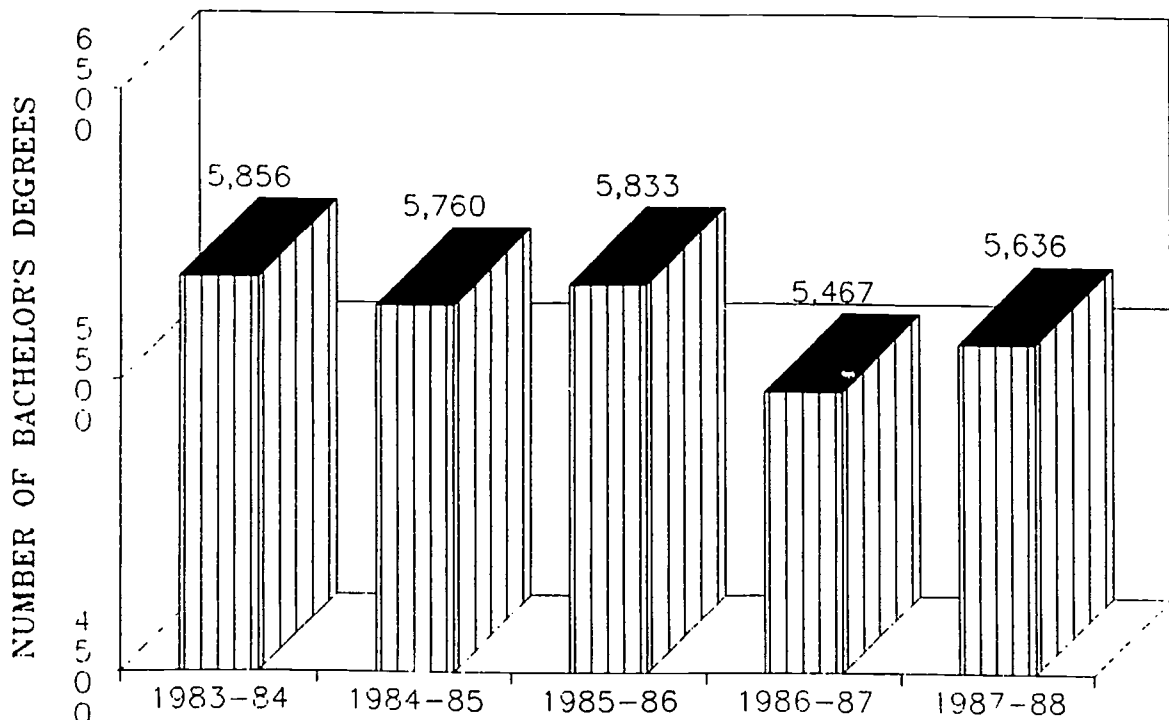
CIP Code	Discipline	1985-86			1986-87			1987-88		
		Percent	Number	Rank	Percent	Number	Rank	Percent	Number	Rank
24	Liberal/Gen. Studies	34.40%	547	1	36.89%	594	1	39.79%	633	1
18	Health Sciences	29.43%	468	2	27.32%	440	2	25.02%	398	2
07	Business & Office	12.39%	197	3	10.18%	164	3	10.62%	169	3
08	Marketing & Distribution	-	-	-	5.90%	95	4	5.59%	89	4
14	Engineering and Eng.-Related Tech.	6.54%	104	4	5.15%	83	5	5.47%	87	5
17	Allied Health	4.65%	74	5	-	-	-	-	-	-

FIGURE 3. ASSOCIATE DEGREES GRANTED BY
ARKANSAS PUBLIC INSTITUTIONS,
1983-84 THROUGH 1987-88



SOURCE: HESIS AND IPEDS FORMS

FIGURE 4. BACHELOR'S DEGREES GRANTED BY
ARKANSAS PUBLIC INSTITUTIONS,
1983-84 THROUGH 1987-88



SOURCE: HESIS AND IPEDS FORMS

2. Baccalaureate Degrees

Bachelor's degrees were awarded to 5,636 students at Arkansas public colleges and universities in 1987-88. The number of new baccalaureate graduates in this period represents a 3.1% productivity increase over the previous year and a decline of 3.8% since 1983-84. Figure 4 shows the trend over this five-year period.

The majority of the state's four-year institutions experienced an increase in baccalaureate awards in 1987-88 in comparison to the previous year. Disciplines with a notable rise in productivity include: Business and Management with a 6.4% increase; Education, which rose by 7.6%; and Health Sciences, where 10.3% more bachelor's degrees were granted.

Tables 10 and 16 show a downward trend over the last three years for both Engineering and Computer Science. Bachelor's degrees in Engineering have declined by 17.4% since 1985-86, while those in Computer Science are down by 25.6% in the same period. National trends in these disciplines are discussed later in this report.

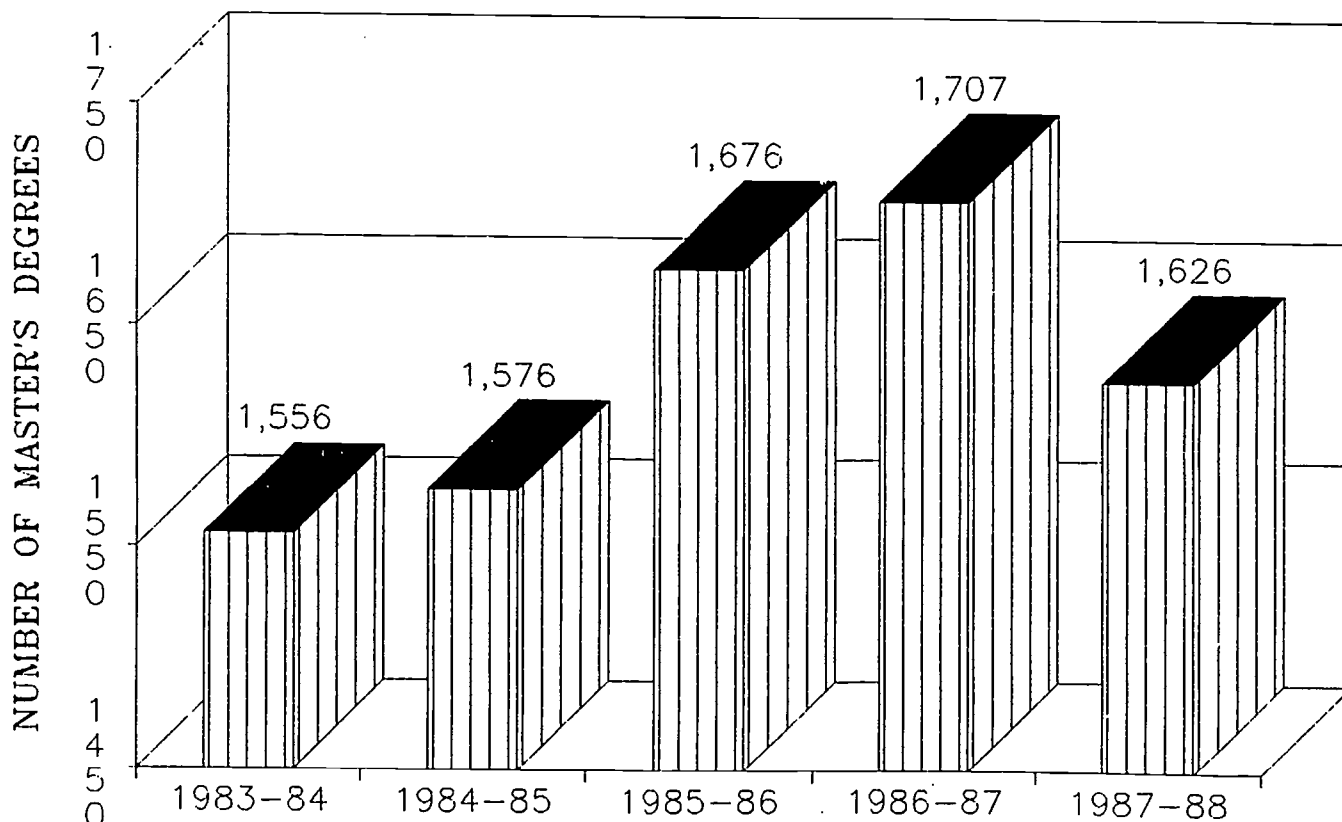
The data in Table 16 identify the most popular and productive disciplines for baccalaureate awards. Business and Management, with over one-fourth of all public bachelor's degrees, and Education, with just over 20%, have headed the list for three straight years. Nationally, Business and Management is the largest category for bachelor's degrees as well, but Education has fallen behind Social Sciences as the next most popular field according to the Digest of Education Statistics, a publication produced by the National Center for Education Statistics in 1988. In Arkansas, however, Social Sciences is not one of the five most productive disciplines for bachelor's degree awards.

It was noted earlier that the top five associate degree disciplines account for over 85% of all Arkansas public institution associate degrees. There is less degree-seeking consensus among students who obtain the bachelor's degree; the five most productive disciplines account for less than two-thirds of all baccalaureate awards. This broader range of student choices helps us to explain the diversity of programs and academic concentrations at the four-year institutions of higher education.

TABLE 16. ACADEMIC DISCIPLINES WITH LARGEST NUMBER OF BACHELOR'S DEGREES, ARKANSAS PUBLIC FOUR-YEAR INSTITUTIONS, 1985-86 THROUGH 1987-88

CIP Code	Discipline	1985-86			1986-87			1987-88		
		Percent	Number	Rank	Percent	Number	Rank	Percent	Number	Rank
06	Business & Management	24.96%	1,456	1	25.96%	1,422	1	26.85%	1,513	1
13	Education	21.17%	1,235	2	22.18%	1,215	2	23.19%	1,307	2
18	Health Sciences	5.81%	339	3	6.19%	339	3	6.64%	374	3
14	Engineering	5.62%	328	4	5.04%	276	4	4.81%	271	4
09	Communications	-	-	-	-	-	-	4.45%	251	5
11	Computer/Info. Sciences	5.35%	312	5	5.02%	275	5	-	-	-

FIGURE 5. MASTER'S DEGREES GRANTED BY
ARKANSAS PUBLIC INSTITUTIONS,
1983-84 THROUGH 1987-88



SOURCE: HEDIS AND IPEDS FORMS

3. Master's Degrees

Master's degrees were earned by 1,626 students at the the state's public colleges and universities in 1987-88 (see Figure 5). After increasing steadily for the past four years this represents a decrease of nearly 5.0% over the previous year. However, seven of the eight public universities offering the master's degree have seen an increase in degree recipients since 1983-84. In recent years, the consistent growth area at the master's degree level in Arkansas has been in Education. Since 1985-86, awards by the state's public institutions have gone from 785 to 821, an increase of 4.6%. Although Engineering continues to rank second, the number of master's degrees has declined steadily for the last three years as shown in Table 17.

Education degrees account for 50.5% of all master's degrees in Arkansas, making this discipline area the largest source of master's degree graduates. In fact, at several Arkansas public universities, all graduate degrees granted are in the field of Education. Similarly, the latest national data available shows that Education is also the largest field of study for the master's degree. Over one-quarter of all master's degrees conferred in this country are in Education.

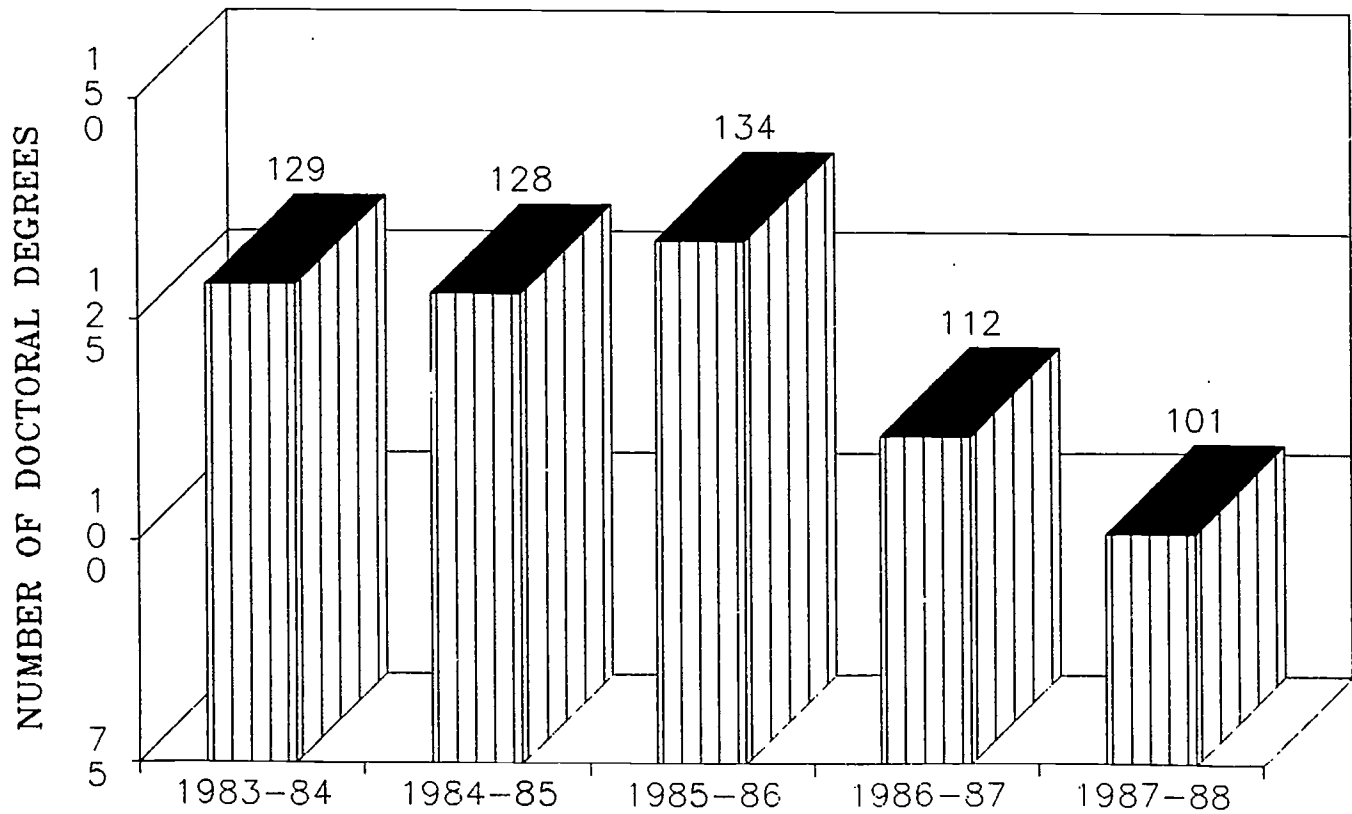
The master's level discipline areas generating the largest number of degrees are reported in Table 17. In addition to Education, which maintains a commanding lead in the number of awards at this degree level, the largest fields of study are Engineering, Business and Management, Health Sciences and Public Affairs (e.g., public administration, public policy studies and social work). These five areas have remained the most popular fields of study with students at the master's level for the past three years. Almost 80% of all master's degrees awarded by the public universities are in one of these disciplines.

This represents a more concentrated pattern of degree-seeking activity than that which exists at the baccalaureate level. The most likely explanation is that most students who pursue a master's degree in Arkansas do so for reasons closely related to specific career objectives. In some other states where Education degrees represent a smaller proportion of the total and where the state's economy is more diverse, a greater percentage of students obtain the master's either in non-education fields or as part of a program of study leading to the doctorate.

TABLE 17. ACADEMIC DISCIPLINES WITH LARGEST NUMBER OF MASTER'S DEGREES, ARKANSAS PUBLIC FOUR-YEAR INSTITUTIONS, 1985-86 THROUGH 1987-88

CIP Code	Discipline	1985-86			1986-87			1987-88		
		Percent	Number	Rank	Percent	Number	Rank	Percent	Number	Rank
13	Education	46.84%	785	1	49.20%	840	1	50.49%	821	1
14	Engineering	15.16%	254	2	12.59%	215	2	11.56%	188	2
06	Business & Management	9.96%	167	3	8.67%	148	3	7.13%	116	3
18	Health Sciences	4.12%	69	4	3.92%	67	4	4.86%	79	4
44	Public Affairs	3.40%	57	5	3.92%	67	4	4.74%	77	5

FIGURE 6. DOCTORAL DEGREES GRANTED BY
ARKANSAS PUBLIC INSTITUTIONS,
1983-84 THROUGH 1987-88



SOURCE: HEGIS AND IPEDS FORMS

4. Doctoral Degrees

The University of Arkansas, Fayetteville, granted 101 doctoral degrees in 1987-88, which represents a decline of 28 degrees from 1983-84. UAF is the only doctoral-granting university in the state; however, six of its 101 doctorates were in programs offered on the UAMS campus. Figure 6 indicates that 21.7% fewer doctoral degrees were awarded last year than was the case in 1983-84.

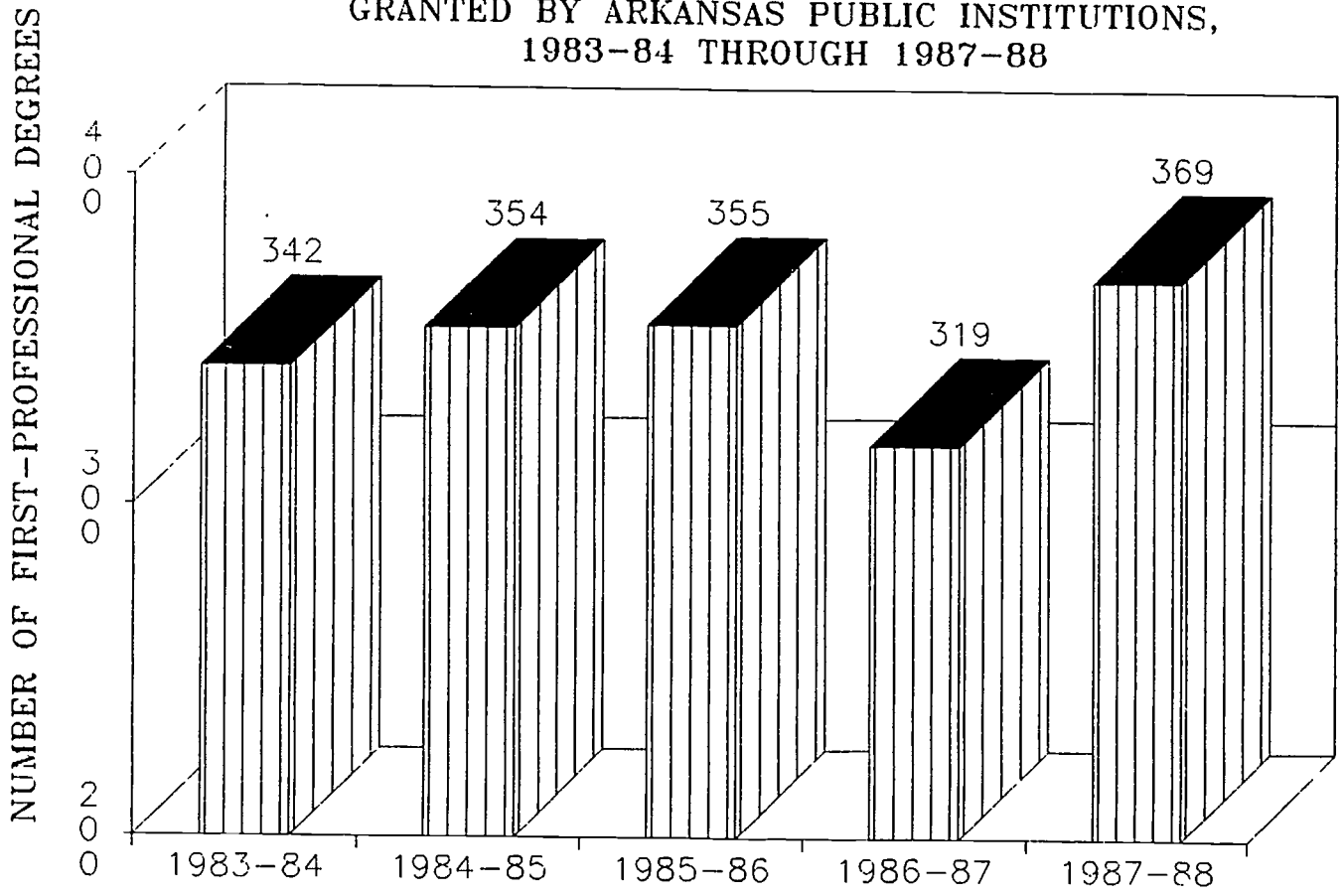
As in previous years, Education was the field of study attracting the largest number of degree recipients (31.68%) in 1987-88. Traditionally, Education has been the academic discipline garnering the largest number of doctorates. At the national level, that is also true. Over one-fifth of all doctorates awarded in the United State were in education in 1985-86.

The data in Table 18 also show that six discipline areas accounted for 84% of all Arkansas doctoral degrees in 1987-88. For the past three years, this has been a fairly consistent pattern, but the variation in rank has been marked. In the past two years, the number of doctorates in Physical Sciences has increased enough to move this discipline into second place. Doctorates in Agricultural Sciences have dropped by 64% in three years, putting this field in fourth place. Although Engineering was not among the top five disciplines last year, it tied with Life Sciences for fifth place this year.

TABLE 18. ACADEMIC DISCIPLINES WITH LARGEST NUMBER OF DOCTORAL DEGREES, ARKANSAS PUBLIC FOUR-YEAR INSTITUTIONS, 1985-86 THROUGH 1987-88

CIP Code	Discipline	1985-86			1986-87			1987-88		
		Percent	Number	Rank	Percent	Number	Rank	Percent	Number	Rank
13	Education	22.39%	30	1	29.46%	33	1	31.68%	32	1
40	Physical Sciences	-	-	-	14.28%	16	2	15.84%	16	2
06	Business and Management	11.94%	16	3	13.39%	15	3	13.86%	14	3
02	Agricultural Sciences	18.66%	25	2	14.28%	16	2	8.31%	9	4
14	Engineering	10.45%	14	4	-	-	-	6.93%	7	5
26	Life Sciences	11.94%	16	3	10.71%	12	4	6.93%	7	5

FIGURE 7. FIRST-PROFESSIONAL DEGREES
GRANTED BY ARKANSAS PUBLIC INSTITUTIONS,
1983-84 THROUGH 1987-88



SOURCE: HEGIS AND IPEDS FORMS

5. First Professional Degrees

Three of the state's public universities conferred 369 first professional degrees in 1987-88, an increase of nearly 16% from 1986-87. Medical school graduates at UAMS numbered 122, and law school graduates increased at both UAF to 135 and at UALR to 112. UAF experienced a 21.6% rise in law degrees, while the increase at UALR was almost 35% from the previous year.

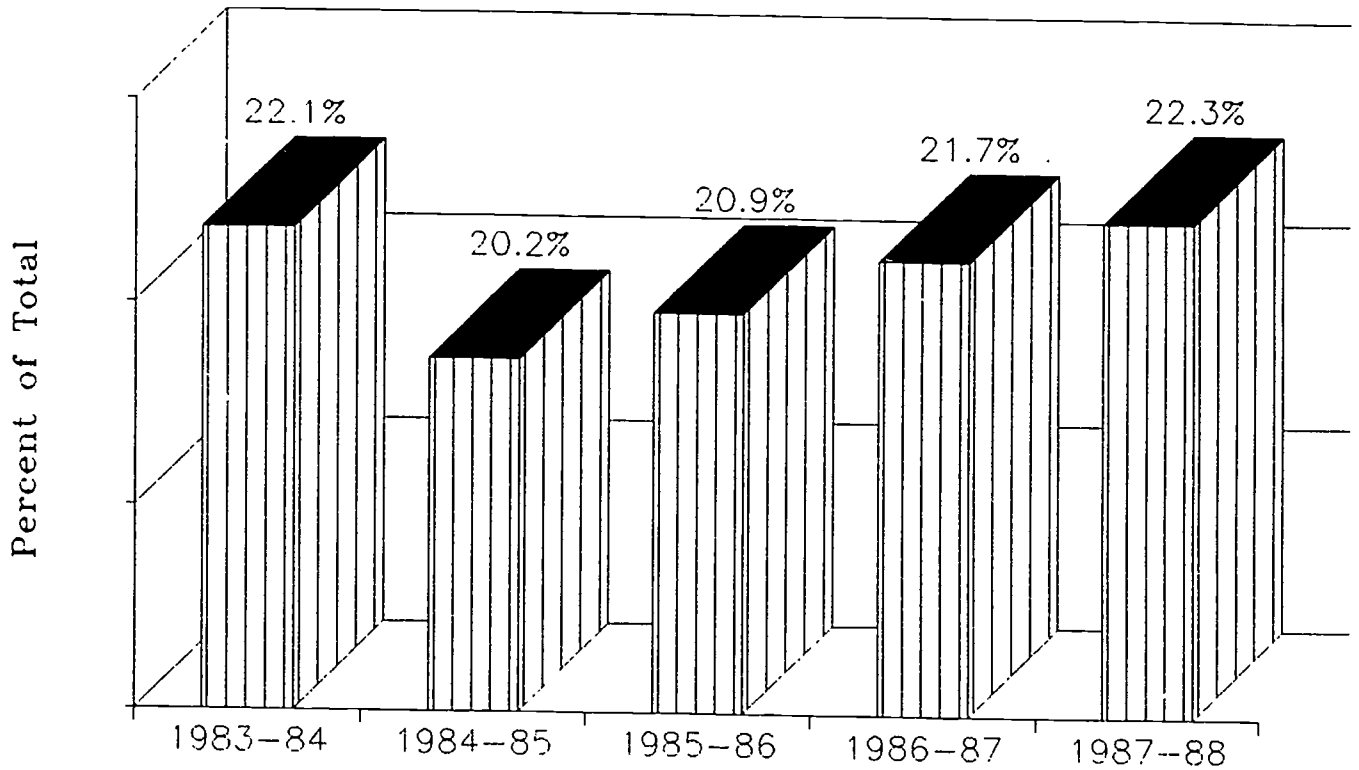
Overall, the five-year trend in Figure 7 shows almost 8% growth in first professional degrees since 1983-84. This gain can be attributed to the increase in law degrees, which grew by 17.6%. Both law schools granted more degrees: there were 247 in 1987-88 and 210 in 1983-84. At Fayetteville, the change was 19 more degrees, or 16.4%, while UALR experienced an increase of 18 degrees, or 19.1%.

This five-year trend runs counter to the national experience, where law degrees declined by more than one thousand between 1983-84 and 1985-86, the latest year for which data are available. For medicine, Arkansas' experience with medical school graduates is similar to the national trend, which seems to indicate that medical school enrollment has peaked nationally.

Summary

As the data in these pages indicate, degree-granting activity continues to increase at Arkansas' institutions of higher education. The 20 public colleges and universities alone conferred over 9,500 degrees in 1987-88. The state's economic future can only be more promising as a result of new graduates entering the workforce and as more of its populace return to the classroom to enhance their training and skills.

FIGURE 8. BACHELOR'S DEGREES IN
EDUCATION AS A % OF BACHELOR'S DEGREES
IN ARK. HIGHER EDUCATION, 1984-88



Source: ADHE and IPEDS Reports

DEGREES GRANTED IN EDUCATION AT ARKANSAS COLLEGES AND UNIVERSITIES

On the basis of degrees granted each year, the academic discipline of Education is the largest field of study in Arkansas higher education. In 1987-88, 27.8% of all degrees awarded at or above the bachelor's level were in Education. The table in this section provides a breakdown of Education degrees at all levels over the past five years.

TABLE 19. EDUCATION DEGREES GRANTED BY ARKANSAS COLLEGES AND UNIVERSITIES

	1983-84	1984-85	1985-86	1986-87	1987-88
Bachelor's	1,645	1,446	1,525	1,494	1,565
Master's	744	792	849	915	900
Doctoral	36	41	30	33	32

The importance of Education as a field of study goes beyond degree productivity at the 32 colleges and universities in Arkansas. The state's public school standards, increased attention on precollegiate preparation by high school students, and various studies of teacher education programs by state and national groups all serve to underscore the central role of this discipline. Recent trends in degree-granting activity in the field of Education are discussed in this section. The analysis of these general patterns is followed by a review of the proportion of Education baccalaureate degrees awarded to black students in Arkansas.

1. Bachelor's Degrees in Education

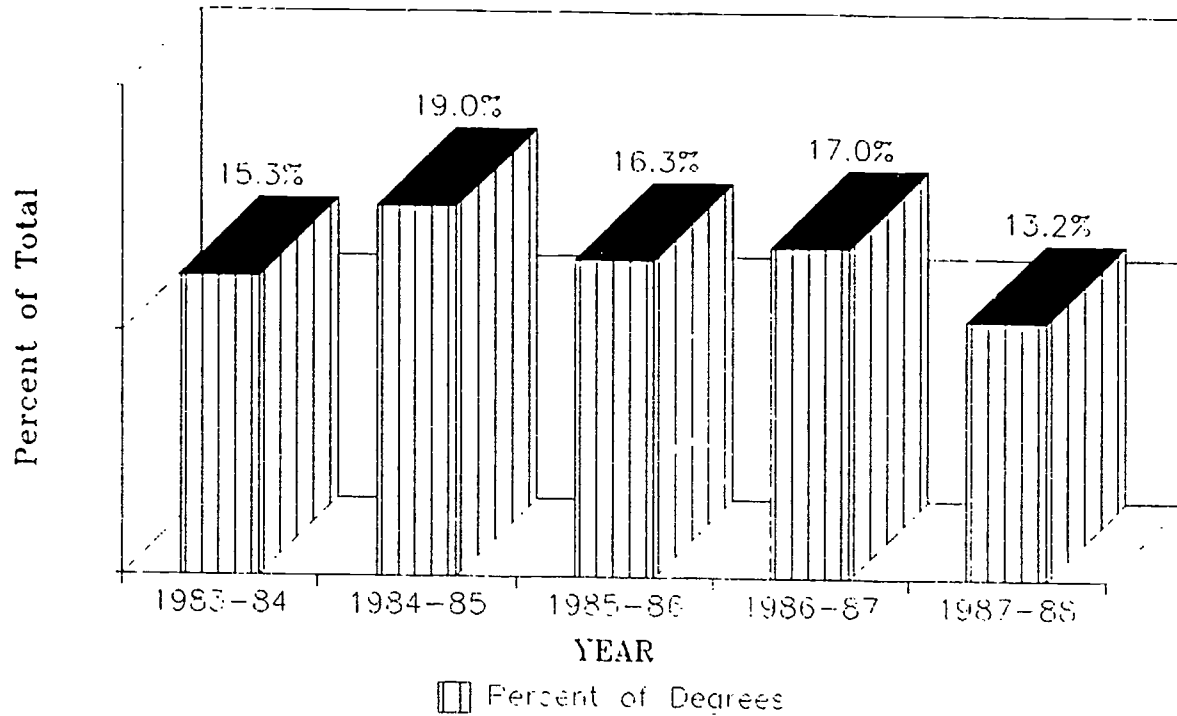
The chart in Figure 8 shows that 22% of all bachelor's degrees granted in Arkansas in 1987-88 were awarded in Education. These degrees were awarded by nine public universities and seven independent institutions. Since 1983-84, the number of Education bachelor's degrees has declined by 80, but the relative size of this field has not changed very much.

2. Bachelor's Degrees in Physical Education

Implementation of the Arkansas public school standards has created demand for teachers trained in such fields as mathematics, foreign languages and the sciences. Meeting this demand is an issue for school boards, administrators and colleges of education. It is in this context that concern has been expressed on occasion about the number of physical education graduates from Arkansas teacher education programs.

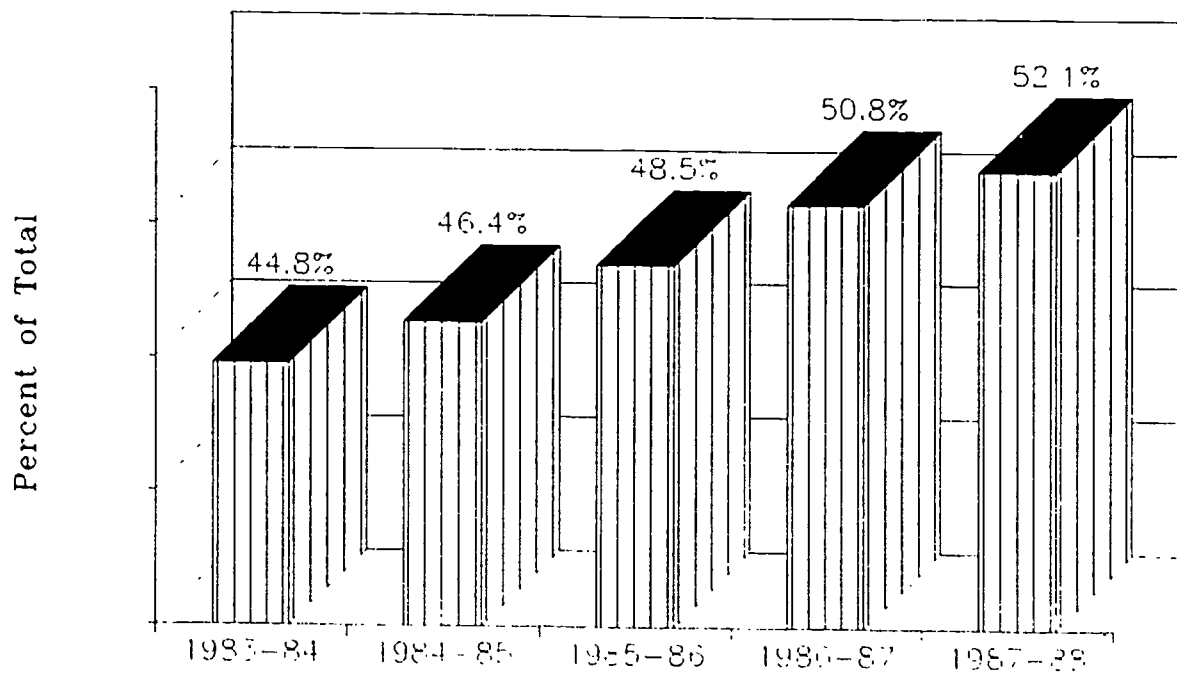
Over the past five years, the most popular fields of study for teacher education students in Arkansas have been elementary education and physical education. In each year since 1983, the number of physical education majors is exceeded only by those earning degrees in elementary education. For the nine public sector teacher education programs, the proportion of physical education graduates has ranged from 19% in 1984-85 to 13% in 1987-88.

FIGURE 9. BACHELOR'S DEGREES IN PHYSICAL EDUCATION AS % OF BACHELOR'S DEGREES IN TEACHER EDUCATION AT PUBLIC UNIVERSITIES



SOURCE: HEGIS AND IPEDS FORMS

FIGURE 10. MASTER'S DEGREES AWARDED IN EDUCATION AS A PCT. OF TOTAL MASTER'S DEGREES IN ARK. HIGHER EDUCATION 1984-88



Source: ADHE and IPEDS Reports

The accompanying graph depicts the trend since 1983-84 when the 204 bachelor's degrees awarded in physical education represented 15% of the total. Last year, 173 graduates earned baccalaureate degrees in physical education, 13% of the total. By way of comparison, 18 graduates earned degrees in foreign languages education and 45 awards were made in mathematics education.

The same broad pattern exists at the Arkansas independent institutions. In 1983-84, 22.5% of all education bachelor's degrees from these programs were in physical education, as were 20.2% in 1987-88. Throughout the five-year period since 1983-84, physical education has been second to elementary education in total education bachelor's degrees. This is the same relative order noted earlier at the public universities. Last year, Arkansas independent institutions graduated seven students with degrees in math education and none in foreign languages education.

3. Master's Degrees in Education

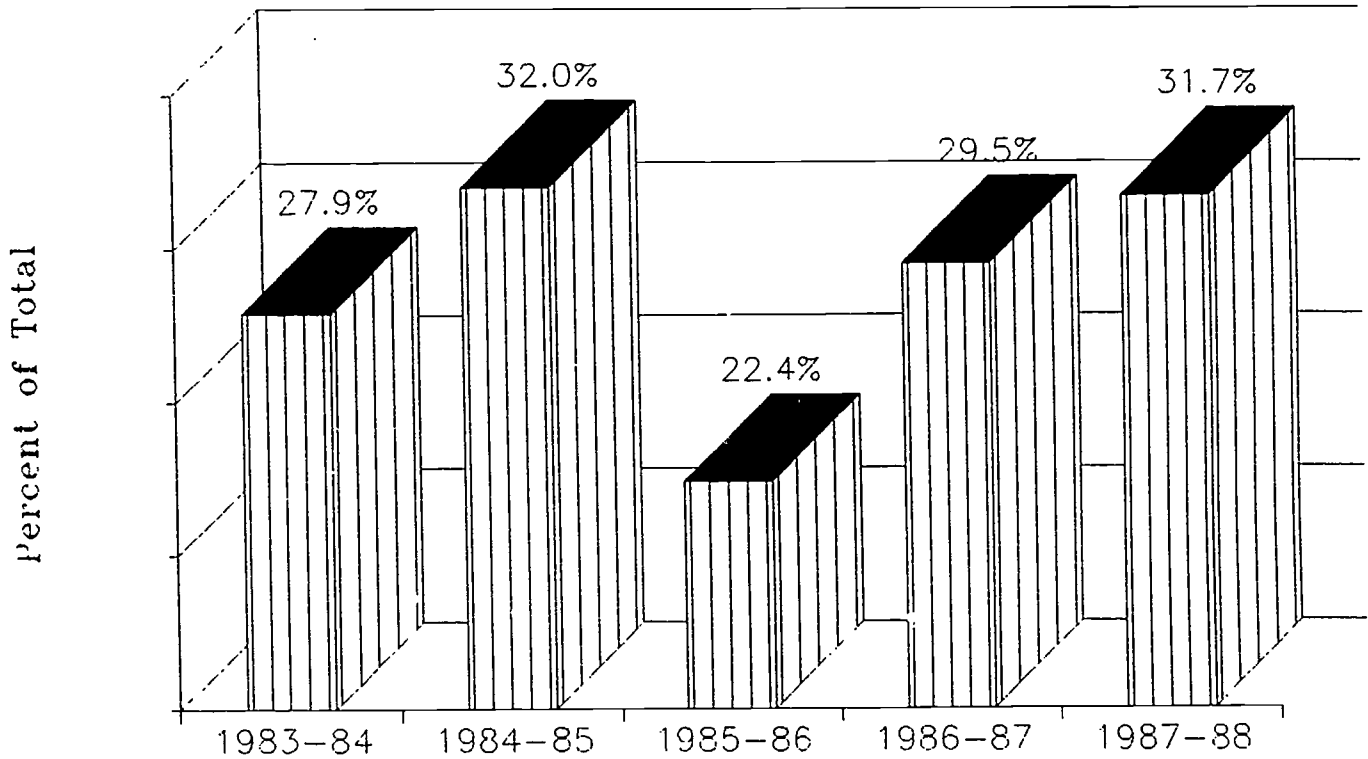
A majority of all students who receive the master's degree in Arkansas obtain their degree in Education. Table 19 shows that the number of awards peaked last year at 915 and declined slightly in 1987-88. Nonetheless, Education master's degrees have increased by more than 150 since 1983-84. The 900 awards in 1987-88 represent 52% of all Arkansas master's degrees, and Figure 10 illustrates this trend over the last five years.

4. Doctoral Awards in Education

Arkansas has one institution which grants doctoral degrees in Education. In recent years, the number of Education awards has fluctuated slightly but the 33 doctorates granted in 1987-88 was a change of just one from the 1986-87 figure. The percentage of all Arkansas doctorates in the field of Education was 32% in 1987-88, a slight increase over the previous year. Figure 11 shows the trend since 1983-84 in the proportion of doctorates earned in Education for the state.

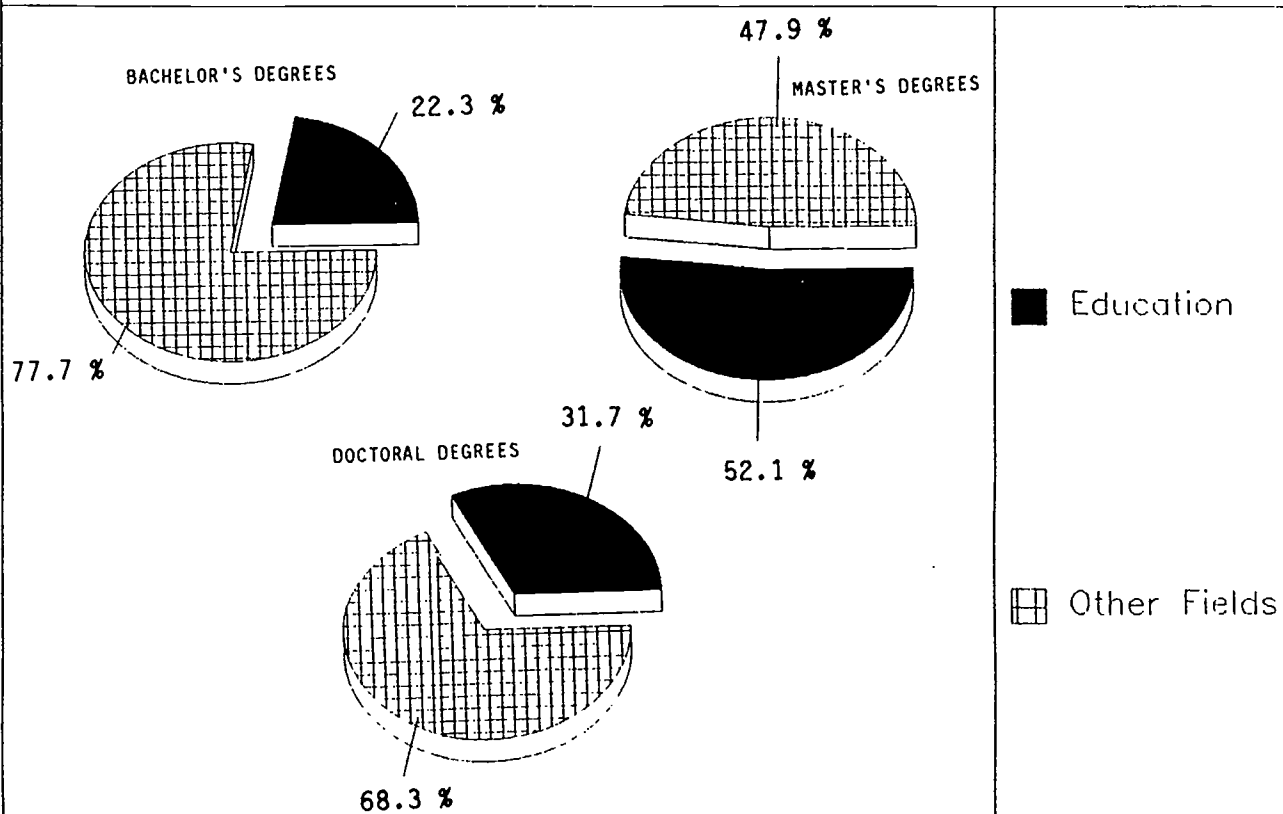
The general importance of the Education field for Arkansas higher education is illustrated in Figure 12 for 1987-88; each pie chart presents Education degrees as a proportion of all degrees granted for the three degree levels.

FIGURE 11. DOCTORAL DEGREES IN EDUCATION
AS A PCT. OF TOTAL DOCTORAL DEGREES
IN ARKANSAS HIGHER EDUCATION, 1984-1988



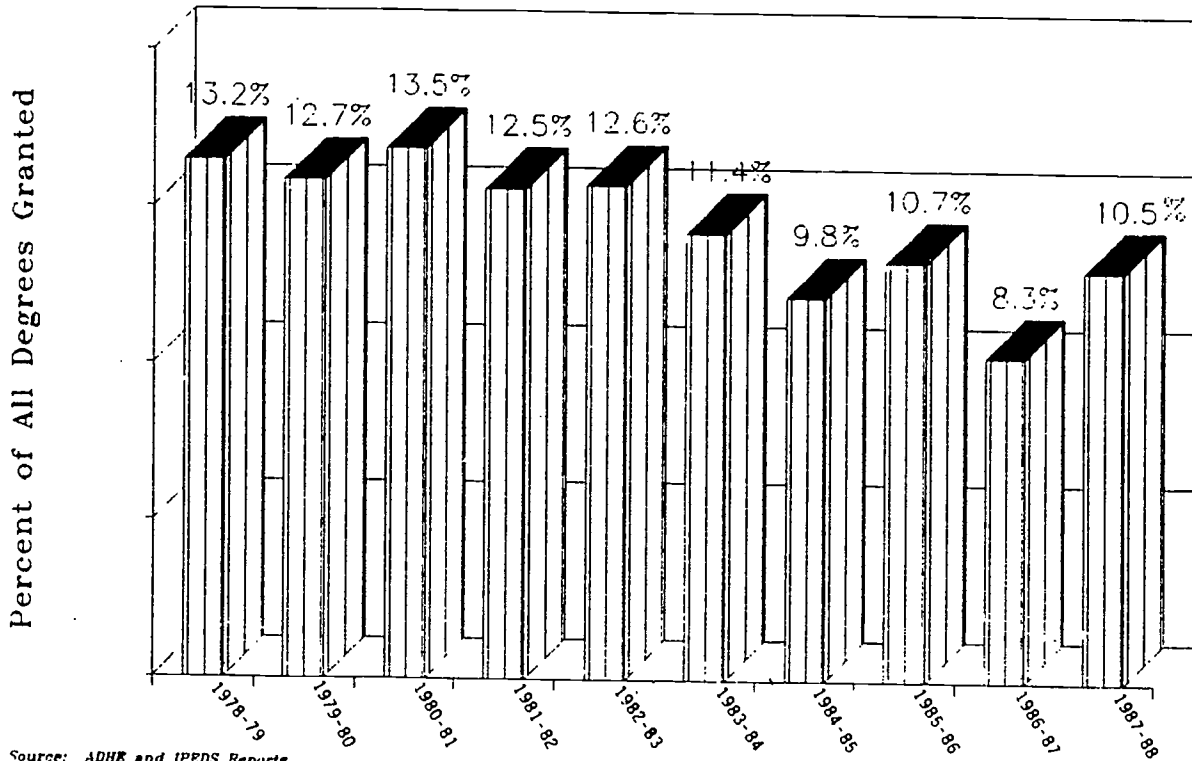
Source: ADHE and IPEDS Reports

FIGURE 12. DISTRIBUTION OF EDUCATION AND NON-EDUCATION DEGREES GRANTED BY LEVEL AT ARKANSAS INSTITUTIONS, 1987-88



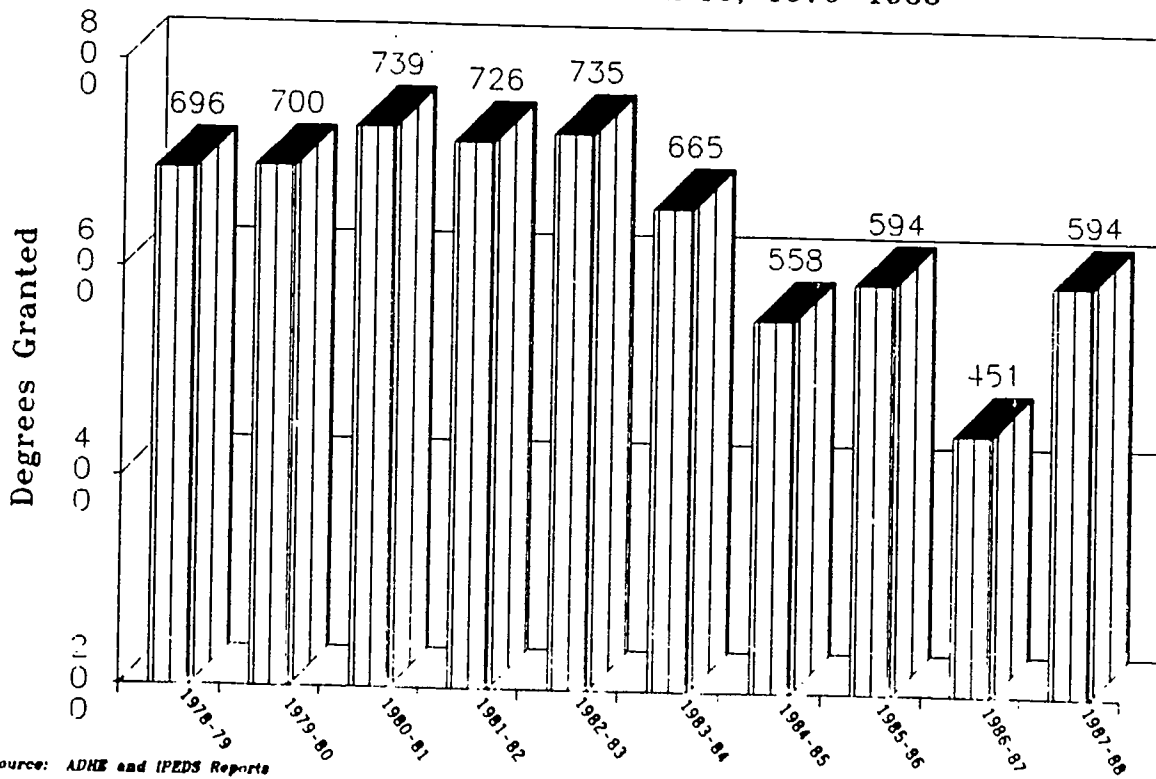
Source: ADHE and IPEDS Reports

FIGURE 13. PCT. OF BACHELOR'S DEGREES RECEIVED FROM ARKANSAS PUBLIC UNIVERSITIES BY BLACK STUDENTS, 1979-88



Source: ADHE and IPEDS Reports

FIGURE 14. BACHELOR'S DEGREES GRANTED BY ARKANSAS PUBLIC UNIVERSITIES TO BLACK STUDENTS, 1979-1988



Source: ADHE and IPEDS Reports

DEGREES GRANTED TO MINORITY STUDENTS

Numerous studies in recent years have looked at expected changes in the workforce and the educational preparation needed to be competitive or successful. Among the topics addressed in these reports is minority participation in higher education. While high school graduation rates for minority Americans are increasing, it appears that proportionately fewer black high school graduates go on to college.

For example, the National Center for Education Statistics reports in 1988 *Education Indicators* that black high school completion rates for those who are 20-24 years of age have risen to 81% by 1986, compared with 72% in 1974. At the same time, however, the higher education participation rate for 18-24 year old blacks declined from 23% in 1976 to 22% in 1986. What follows in this section is an analysis of degree-granting trends in Arkansas and the nation with respect to minority students. As the text and accompanying charts indicate, fewer black students are graduating from American universities now than in the 1970s, a trend which also affects Arkansas.

1. Baccalaureate Degrees Awarded to Black Students

Data reported to the Department of Higher Education shows that 10.5% of all bachelor's degrees awarded in 1987-88 by Arkansas public universities were received by black students. This figure represents an increase of 2.2% from 1986-87, a change which reflects the fact that 143 more black students earned bachelor's degrees in 1987-88 than was true the previous year.

Over the longer term, however, Figure 13 indicates that the proportion of bachelor's degrees going to black graduates of Arkansas public universities has dropped from 13.2% in 1978-79 to the 10.5% of 1987-88. In absolute terms, 100 fewer black students received bachelor's degrees in 1987-88 than in 1978-79. This change has occurred despite an increase in total baccalaureate awards over the same period.

TABLE 20. Total Bachelor's Degrees Awarded in the U.S.

	1976-77	1980-81	1984-85
Total Bachelor's Degrees	917,900	934,800	968,311
Bachelor's Degrees Awarded to Black Students	58,636	60,673	57,473
Percent Received By Black Graduates	6.4%	6.5%	5.9%

Arkansas mirrors the national trend in this regard, with the principal difference being that a greater percentage of Arkansas bachelor's degrees have been awarded to black graduates. For instance, the table on this page shows that 6.5% of all bachelor's degree awards in the nation went to black students in 1980-81, half the proportion for Arkansas in the same year. Over time, the

FIGURE 15. BACHELOR'S DEGREES IN EDUCATION GRANTED BY ARK. PUBLIC UNIVERSITIES TO BLACK STUDENTS, 1980-88

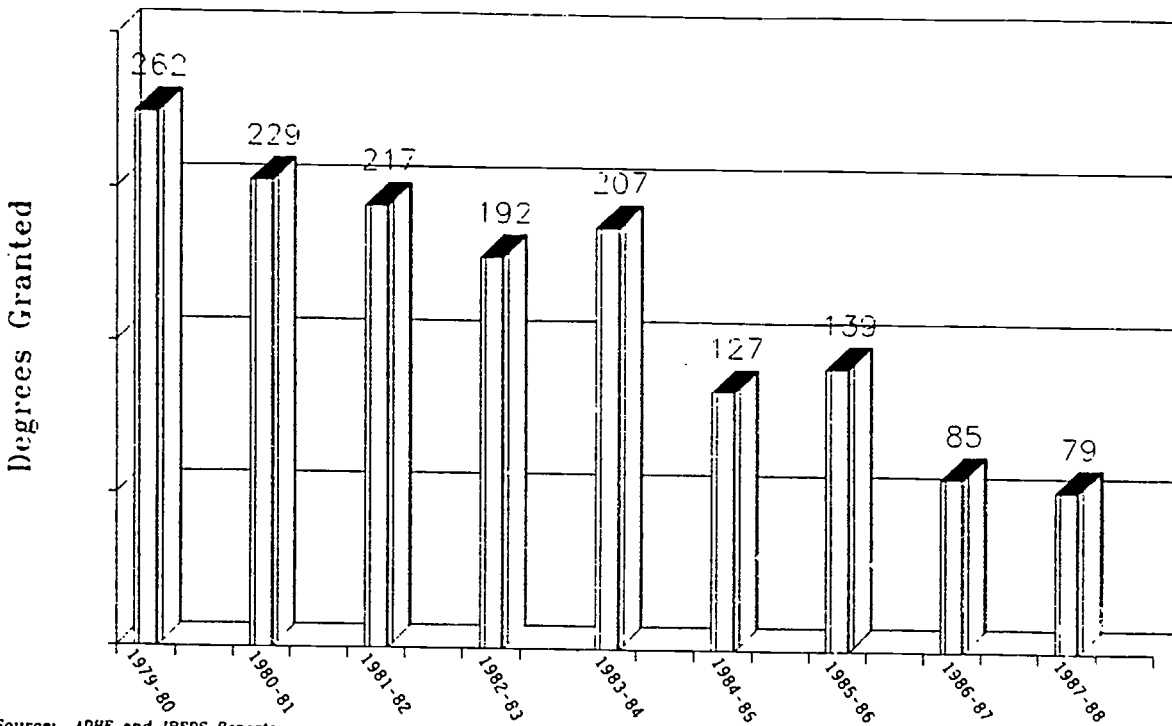
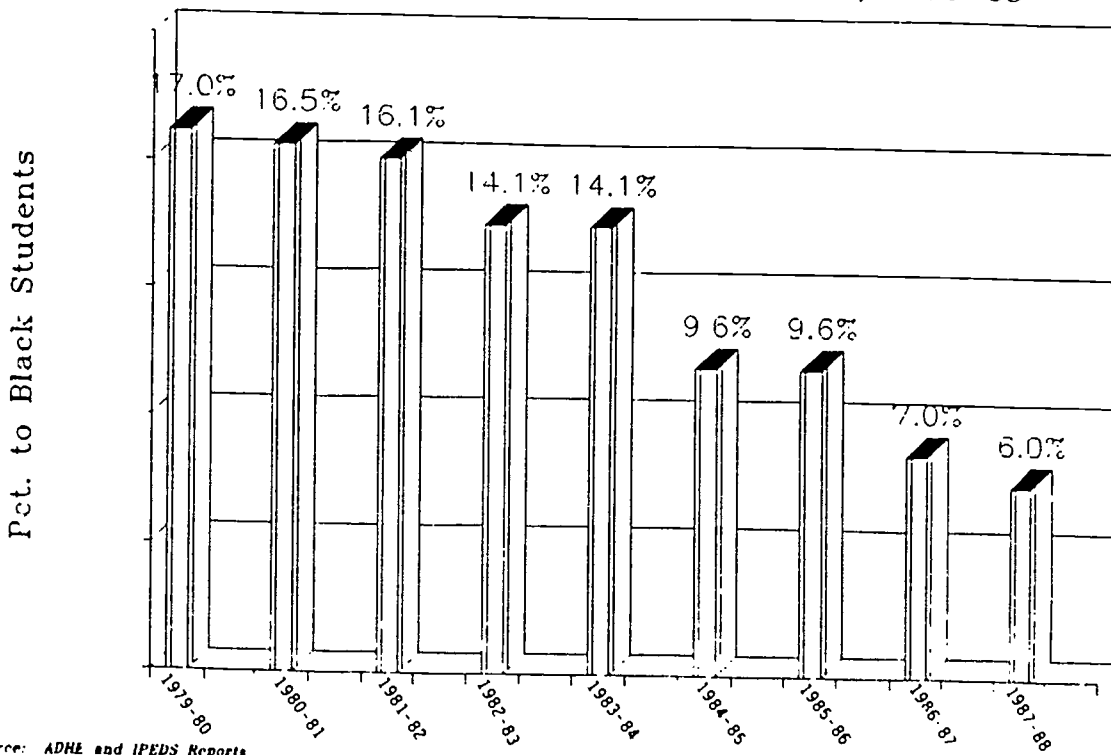


FIGURE 16. PCT. OF EDUCATION BACHELOR'S DEGREES GRANTED BY ARK. PUBLIC UNIVERSITIES TO BLACK STUDENTS, 1980-88



national trend has included declines in both the number of bachelor degree awards to black students and in the percentage of degrees received by minority students. As with Arkansas, these changes have taken place against the backdrop of continued growth in total baccalaureate degrees. The national data for these comparisons is taken from the 1988 Digest of Education Statistics, and 1984-85 is the most recent year covered in this report.

Although there has been a good deal of discussion and debate about the reasons for these changes, no consensus has yet emerged on the causes of declining numbers of black college graduates. Financial aid constraints are a problem, including the growing tendency of student aid awards to be in the form of loans. Evidence from several studies indicates that the prospect of borrowing comparatively large sums of money for college costs deters low-income students from attending institutions of higher education.

Whatever the reasons may turn out to be, the national data highlight a disturbing trend: although total bachelor's degrees in this country rose by almost 34,000 between 1981 and 1985, awards to black students dropped by 3,000 in the same period. Continuation of this pattern will only widen the gap between blacks and other Americans with respect to educational attainment.

2. Degrees Granted in Education

A related concern has been the number of minority teachers produced each year by colleges and universities. The Southern Regional Education Board reported in April 1989 that minority public school enrollment is growing across the region, even as the percent of minority teachers has declined. Closing this gap will require significantly more growth in the number of black teacher education graduates than is currently taking place.

The regional pattern identified by SREB also exists here in Arkansas. While more than 25% of the state's public school students are black, minority teachers represent only about 14% of the total. The question for the future is whether the production of new black teacher education graduates is contributing to a solution.

Review of recent degree-granting trends indicates that the answer is no: since 1980, the number of black teacher education graduates from Arkansas public colleges and universities has declined from 262 to 79 in 1987-88. Moreover, the black proportion of all education degree recipients has dropped over the same period, from 17.0% to 6%. Figures 15 and 16 illustrate these changes. If this trend continues, the gap between students and teachers in minority representation will widen considerably as teachers now in the workforce retire or leave the classroom for other jobs.

TABLE 21. Bachelor's Degrees in Education in the U.S.

	1976-77	1980-81	1984-85
Total Bachelor's Degrees in Education	143,462	108,265	87,788
Education Bachelor's Awards to Blacks	12,922	9,494	5,456
Percent of Education Degrees Received by Black Graduates	9.0%	8.8%	6.2%

The trend described for Arkansas is a national problem. In 1977, 9% of all baccalaureate education degrees in the nation were awarded to black students. By 1985, the latest national data indicate, only 6.2% of education bachelor's degrees went to black graduates. Of equal concern is the precipitous drop in the number of education degrees received by blacks. From 12,922 in 1977, this figure dropped steadily to 5,456 in 1985, a decline of 58% in less than ten years. The decline in Arkansas over the last decade, from 268 to 79, represents a drop of 70%. National data discussed in this section is drawn from the two federal publications cited in the previous section.

As with other changes in higher education degree patterns, the reasons for the decline are complex. On the positive side, significant growth has taken place during this period in the number of black college graduates obtaining degrees in business and management, computer science, the health professions, and engineering. At the other end of the spectrum, the decline in minority education degrees reflects the general minority decrease in all degree fields. In addition, student financial aid considerations also affect the decision to major in a field where graduates earn relatively low salaries. The federal Center for Education Statistics has reported that the average salary for education graduates is the lowest of any field surveyed. Another study indicates that monthly income for bachelor's degree recipients in education is 30% lower than the average for all bachelor's degree graduates.

Borrowing large amounts of money to earn a degree in a low-paying field is a disincentive for most students, and the total number of education graduates in the nation dropped 39% between 1977 and 1985. Arkansas has attempted to address this problem through two innovative financial aid programs proposed by Governor Clinton and endorsed by the 1989 General Assembly. Both would provide loans to minority students who major in teacher education at any Arkansas college or university. Through service in Arkansas as a classroom teacher, loan recipients would have their debt forgiven. While both programs passed and were signed into law by the Governor, there is insufficient money available at the present time to fund them. SREB has urged that these and other steps be taken across the region to increase the number and proportion of minority teachers.

APPENDIX A

DEGREES GRANTED AND OTHER FORMAL AWARDS CONFERRED BY
ARKANSAS PUBLIC COLLEGES AND UNIVERSITIES,
1983-84 THROUGH 1987-88

TABLE A-1. CERTIFICATES CONFERRED BY ARKANSAS PUBLIC TWO-YEAR INSTITUTIONS
FROM 1983-84 THROUGH 1987-88

Inst.	CIP Code	CIP Classification	1983-84	1984-85	1985-86	1986-87	1987-88
ASUB	7.0701	Secretarial Training	2	3	0	1	2
Total Certificates Conferred			2	3	0	1	2
EACC	7.0401	Supervision	0	0	2	0	0
	7.0701	Office Occupations	0	2	0	1	0
	7.0702	Clerk Typist	4	4	10	4	3
	15.0303	Electronics	1	1	1	1	0
	15.0608	Indust. Supv. & Safety	1	0	0	0	-
	17.0206	Adv. Emerg. Medical Tech.	14	9	0	1	7
	43.0105	Criminal Justice	0	2	0	1	1
	48.0105	Drafting and Design	0	0	0	0	0
Total Certificates Conferred			20	18	13	8	11
GCCC	6.1701	Real Estate	0	0	0	0	0
	7.0301	Supervisory Management	1	1	1	0	5
	7.0301	Business Data Processing	2	2	0	0	2
	7.0401	Admin. Office Management	1	1	3	1	1
	7.0601	Secretarial Science	0	0	1	1	2
	7.0608	Automated Word Processing	1	1	4	0	0
	7.0705	Clerical Skills	0	0	3	1	2
	7.0801	Word Processing	-	-	-	-	2
	10.0104	Radio Broadcasting	0	0	0	0	0
	15.0202	Engineering Assistant	0	1	0	0	2
	17.0206	Adv. Emerg. Medical Tech.-Paramedic Edu. Program	0	0	0	1	0
	17.0503	Medical Admin. Asst.	0	0	0	0	0
	17.0506	Medical Secretarial Science	1	1	3	0	0
	17.0605	Licensed Practical Nursing	0	0	0	0	0
	20.0401	Fast Food Management	0	0	0	0	0
	43.0105	Criminal Justice	0	0	0	0	1
	43.0203	Fire Protection	0	2	1	0	0
	50.0202	Pottery	0	0	0	0	0
Total Certificates Conferred			6	9	16	4	17
MCCC	1.0101	Agriculture	0	0	0	0	0
	7.0301	Business Data Processing	-	0	0	0	0
	8.0301	Business Management	0	0	3	2	1
	43.0105	Criminal Justice	0	0	0	0	0
	49.0101	Private & Commer. Aviation	0	0	0	0	0
Total Certificates Conferred			0	0	3	2	1

cont.

TABLE A-1. CERTIFICATES CONFERRED BY ARKANSAS PUBLIC TWO-YEAR INSTITUTIONS
FROM 1983-84 THROUGH 1987-88

Inst.	CIP Code	CIP Classification	1983-84	1984-85	1985-86	1986-87	1987-88
NACC	1.0101	Agri-Business	0	0	0	0	0
	7.0601	Office Administration	0	0	0	0	0
	7.0605	Medical Secretary	0	0	0	0	0
	7.0701	Clerical Skills	0	0	0	0	0
	15.0403	Electromechanical Tech.	0	0	0	0	0
	48.0101	Drafting	0	0	0	0	0
Total Certificates Conferred			0	0	0	0	0
PCCC	7.0303	Data Proce. Mach. Oper.	16	7	7	1	3
	7.0601	Secretarial Science	2	7	3	2	1
	7.0605	Med. Records Trans.	3	4	3	13	19
	12.0403	Cosmetology	32	17	26	23	9
	15.0404	Instrumentation Technology	0	0	0	0	0
	17.0602	Nurse Assistant	0	0	0	0	0
	17.0605	Practical Nursing	13	11	9	0	0
	46.0499	Building Trades Technology	0	0	0	0	0
	47.0104	Micro-Computer Repair	-	-	-	-	1
	47.0105	Industrial Electricity & Electronics	0	3	2	1	4
	47.0201	A/C & Refrigeration	1	0	2	0	0
	47.0301	Maint. Mechanics Technology	3	1	0	0	0
	47.0601	Farm Equipment Mechanics	0	0	0	0	3
	47.0604	Automotive Mechanics	0	1	1	0	0
	48.0101	Drafting	3	0	0	0	2
	48.0206	Lithographic Occupations	0	0	1	3	2
48.0508	Welding	2	3	0	0	1	
Total Certificates Conferred			75	54	54	43	45
RMCC	7.0301	Data Processing	-	-	-	-	1
	7.0601	Secretarial Science	5	5	7	0	0
	17.0605	Practical Nursing	0	13	10	0	13
	46.0201	Building Trade (Res. Carpentry)	0	4	1	0	0
	47.0604	Auto Mech. (Emphasis in Power Trains & Chassis)	3	2	0	0	0
	47.0604	Auto Mech. (Emphasis in Engines & Tune-ups)	2	0	0	0	0
	47.0605	Diesel Mech. (Emphasis in Engines & Fuel Systems)	0	0	0	2	0
	47.0605	Diesel Mech. (Emphasis in Engines & Power Trains)	0	1	0	0	0
48.0503	Machine Shop	2	2	0	1	2	
Total Certificates Conferred			12	27	18	3	16
SAUE	7.0601	Office Occupations	0	1	1	1	1
	Total Certificates Conferred			0	1	1	1

CONT.

TABLE A-1. CERTIFICATES CONFERRED BY ARKANSAS PUBLIC TWO-YEAR INSTITUTIONS
FROM 1983-84 THROUGH 1987-88

Inst.	CIP Code	CIP Classification	1983-84	1984-85	1985-86	1986-87	1987-88
SAUT	7.0301	Data Processing	0	3	0	0	0
	7.0606	Secretarial	0	0	0	2	-
	7.0608	Word Processing	-	-	0	0	0
	8.0301	Small Business Admin.	0	0	0	0	0
	15.0303	Electronics	0	2	0	3	0
	15.0399	Robotics & Mfg. Auto.	3	4	5	3	0
	20.0202	Day Care Center Assistant	-	-	-	0	0
	20.0406	Food Preparation	0	1	0	0	0
Total Certificates Conferred			3	10	5	8	0
WCC	7.0601	Secretarial Science	4	7	7	6	3
	17.0205	Emerg. Med. Tech.	0	0	0	0	0
	17.0211	Operating Room Tech.	9	7	2	0	7
	17.0605	Practical Nursing	29	31	11	5	8
	20.0202	Human Services (Deleted 1986)	4	5	2	1	0
	46.0201	Building Trades	0	0	0	0	0
	47.0104	Microprocessor Computer Technology	2	8	4	4	0
	47.0105	Industrial Electronics & Electrical Maint.	19	22	24	26	23
	47.0303	Gen. Indust. Plant Maint.	0	1	2	1	0
	47.0604	Auto Mechanics	2	6	9	10	8
	48.0101	Drafting	1	3	5	6	4
	48.0503	Machine Shop	8	8	4	5	6
48.0508	Welding	4	2	5	4	5	
Total Certificates Conferred			82	100	75	68	64
GRAND TOTAL			200	222	185	138	157

TABLE A-2. ASSOCIATE DEGREES CONFERRED BY ARKANSAS PUBLIC TWO-YEAR INSTITUTIONS
FROM 1983-84 THROUGH 1987-88

Inst.	CIP Code	CIP Classification	1983-84	1984-85	1985-86	1986-87	1987-88
ASUB	7.0301	Data Processing	1	0	1	0	0
	15.0404	Instrumentation Tech.	-	-	0	0	0
	15.0702	Quality Control Technology	-	-	-	0	0
	21.0101	Coop. Program with Vo-Tech	5	4	4	0	0
	24.0101	General Studies	-	-	-	-	62
	24.0101	Liberal Arts/General Edu.	72	85	99	100	60
			78	89	104	100	122
EACC	1.0501	Agri. Sales & Services	1	0	4	0	0
	7.0301	Business Data Processing	-	0	1	1	2
	7.0601	Secretarial Science	7	5	7	7	5
	8.0301	Business Administration	16	5	3	4	5
	15.0303	Electronics	4	2	4	3	0
	17.0206	Adv. Emerg. Med. Tech.	1	0	1	0	3
	18.1101	Nursing	17	32	36	35	29
	21.0101	Coop. Program with Vo-Tech	1	1	1	0	3
	24.0101	General Education	32	51	38	51	53
	43.0105	Criminal Justice	0	1	1	1	2
	47.0604	Auto. Maint. & Service	0	0	0	0	0
48.0105	Drafting and Design	1	0	1	3	0	
Total Degrees Conferred			80	97	97	105	102
GCCC	6.1701	Real Estate	0	0	0	0	0
	7.0101	Accounting	3	4	4	6	13
	7.0201	Banking & Rel. Financial Prog., General	0	0	0	0	0
	7.0201	Banking	-	0	0	0	0
	7.0301	Business Data Processing	7	11	3	3	4
	7.0601	Secretarial Science	1	1	1	0	2
	7.0608	Automated Word Processing	4	4	3	3	-
	7.0801	Word Processing	-	-	-	-	3
	15.0303	Electronics (with Vo-Tech)	18	10	2	4	11
	17.0206	Emergency Medical Services	0	0	4	1	1
	17.0209	Radiologic Technology	0	0	9	9	3
	17.0309	Medical Laboratory Tech.	3	6	2	0	1
	17.0503	Medical Admin. Assistant	0	0	0	0	0
	17.0506	Medical Records Technology	-	-	0	0	0
	18.1101	Registered Nursing	27	45	32	36	31
	21.0101	Coop with Vo-Tech	0	2	2	3	4
	21.0101	Coop with Industry (Machine Tech)	0	0	1	0	0
	24.0101	General Education	41	41	48	41	52
	43.0105	Criminal Justice	1	1	6	3	9
43.0203	Fire Protection	1	10	16	21	25	
48.0203	Commercial Art	1	0	3	2	5	
Total Degrees Conferred			107	135	136	132	164

cont.

TABLE A-2. ASSOCIATE DEGREES CONFERRED BY ARKANSAS PUBLIC TWO-YEAR INSTITUTIONS
FROM 1983-84 THROUGH 1987-88

Inst.	CIP		1983-84	1984-85	1985-86	1986-87	1987-88
	Code	CIP Classification					
MCCC	1.0101	Agriculture/Agri-Business	2	1	0	0	0
	6.2001	Supervision	-	-	-	-	2
	7.0301	Business Data Processing	0	0	2	5	5
	7.0601	Secretarial Science	9	6	3	6	4
	8.0301	Business Management	11	19	13	13	7
	15.0303	Electronics Technology	-	-	-	-	1
	15.0505	Solar Technology	4	0	0	0	0
	15.0603	Industrial Technology	4	2	5	2	4
	18.1101	Nursing	31	20	30	36	27
	21.0101	Co-op Prog. with Vo-Tech	0	0	0	0	1
	24.0101	General Education	84	59	74	79	62
	24.0199	General Studies	5	14	9	6	5
	43.0105	Criminal Justice	0	2	4	1	3
	44.0701	Social Work	0	0	0	0	0
	Total Degrees Conferred			150	123	140	148
NACC	1.0101	Agri-Business	0	0	0	0	0
	7.0301	Business Data Processing	4	2	1	0	0
	7.0601	Office Administration	6	4	1	1	5
	7.0605	Medical Secretary	0	0	0	0	0
	8.0301	Business Mid-Management	6	4	0	4	6
	15.0303	Consumer Electronics Tech.	0	3	1	2	3
	15.0401	Biomedical Elect. Tech.	0	0	2	1	0
	15.0403	Electromechanical Tech.	31	14	10	9	5
	18.1101	Nursing	29	29	20	19	37
	21.0101	Co-op. Prog. with Vo-Tech	0	0	0	0	0
	24.0101	General Education	87	94	95	84	98
	43.0105	Admin. of Justice	1	2	2	3	2
	47.0103	Broadcast Technology (Coop with Vo-Tech)	0	0	2	0	0
	47.0105	Advanced Industrial Consumer Elect.	0	0	0	2	1
	48.0101	Drafting	0	0	0	0	0
Total Degrees Conferred			164	152	134	125	157
PCCC	1.0102	Agri-Business	0	0	0	0	0
	7.0301	Business Data Proce.	43	35	23	14	10
	7.0601	Secretarial Science	8	13	11	3	15
	8.0301	Mkt. Mgmt. Coop. Intern	0	0	0	0	0
	8.0301	Business Management	11	9	0	4	3
	8.0301	Business Administration	8	4	6	7	17
	12.0403	Cosmetology	1	2	1	0	0
	15.0404	Instrumentation Technology	1	0	0	0	0
	17.0209	Radiologic Technology	4	4	3	3	0
17.0309	Medical Laboratory Tech.	7	4	3	6	6	

cont.

TABLE A-2. ASSOCIATE DEGREES CONFERRED BY ARKANSAS PUBLIC TWO-YEAR INSTITUTIONS
FROM 1983-84 THROUGH 1987-88

Inst.	CIP		1983-84	1984-85	1985-86	1986-87	1987-88
	Code	CIP Classification					
PCCC	18.1101	Nursing	26	31	41	23	23
	20.0404	Dietetic Technology	0	0	0	0	0
	21.0101	Coop. Program with Vo-Tech	0	0	0	0	0
	24.0101	General Education	17	18	23	23	18
	24.0101	Liberal Studies	1	0	0	0	0
	46.0499	Building Trades Technology	0	0	0	0	0
	47.0104	Computer Electronics	0	0	0	4	4
	47.0105	Industrial Elect. & Elect.	1	3	8	1	5
	47.0201	Air Conditioning & Tech.	1	1	0	2	0
	47.0301	Maintenance Mechanics	1	2	2	0	0
	47.0501	Farm Equipment Mechanics	0	1	0	1	0
	47.0608	Airframe & Powerplant	0	0	0	0	0
	47.0604	Automotive Technology	4	1	1	0	0
	48.0101	Drafting Technology	4	8	7	1	6
	48.0206	Lithographic Occupation	0	0	0	0	0
48.0508	Welding Technology	2	2	0	1	3	
Total Degrees Conferred			140	138	129	93	110
RMCC	7.0301	Data Processing	-	-	-	-	5
	7.0601	Secretarial Science	0	1	2	3	4
	8.0301	Business Administration	0	1	1	1	4
	24.0101	General Studies	10	5	5	5	19
	24.0101	Liberal Arts	0	0	2	9	8
	46.0201	Building Trades Technology	0	0	0	0	0
	47.0604	Automotive Technology	0	3	2	1	2
	47.0605	Diesel Technology	0	3	2	4	1
	48.0503	Machine Tool Technology	-	-	-	-	2
Total Degrees Conferred			10	13	12	23	45
SAUE	7.0102	Business/Accounting	-	-	-	-	1
	7.0102	Business/Data Processing	-	-	-	-	3
	7.0601	Office Occupations	0	7	8	7	3
	7.9999	General Business Administration	-	-	-	-	1
	17.0209	Radiologic Technology	3	4	7	7	6
	17.0309	Medical Laboratory Tech	3	4	3	3	8
	21.0101	Co-op Prog. with Vo-Tech	0	0	0	0	0
	24.0101	General Education	36	41	36	45	36
	41.0301	Chemical Technology	1	0	0	0	-
	43.0105	Criminal Justice	0	1	0	1	0
Total Degrees Conferred			43	57	54	63	58

cont.

TABLE A-2. ASSOCIATE DEGREES CONFERRED BY ARKANSAS PUBLIC TWO-YEAR INSTITUTIONS
FROM 1983-84 THROUGH 1987-88

Inst.	CIP		1983-84	1984-85	1985-86	1986-87	1987-88
	Code	CIP Classification					
SAUT	6.0401	Business Administration	9	11	13	20	8
	7.0305	Computer Prog. Tech.	30	21	12	12	2
	7.0601	Administrative Assistant	0	2	2	2	1
	7.0606	Secretarial Science	5	2	2	1	3
	8.0201	Marketing Distribution	0	0	0	0	1
	8.0901	Hotel & Restaurant Mgr.	1	6	2	1	2
	15.0303	Electronics	30	31	28	12	21
	15.0399	Electrical & Electronic Technology, Other	-	-	-	-	4
	15.0401	Medical Elect. Tech.	0	1	0	0	0
	15.0402	Computer/Communication Maintenance	-	-	-	0	0
	15.0403	Electromechanical	4	16	4	5	3
	15.0603	Computer Integrated Mfg.	-	-	-	0	0
	15.0805	Mechanical Design	3	5	0	1	0
	15.9999	Technology	-	-	-	0	0
	24.0101	General Studies	5	6	4	6	4
	47.0303	Industrial Maintenance	0	0	0	0	0
	47.0608	Aviation Maint. Technology	9	5	5	5	5
	48.0102	Architecture & Bldg. Construction	5	8	3	10	5
	48.0203	Commercial Advert. Art	0	5	3	6	5
	48.0204	Professional Photography	3	3	0	2	3
	50.0402	Graphic Design	-	-	0	0	0
	50.0499	Computer-Aided Design	-	-	0	0	0
Total Degrees Conferred			104	122	78	83	67
WCC	7.0201	Finance Banking	1	1	1	4	3
	7.0301	Computing & Information Management Systems	22	23	28	8	11
	7.0601	Secretarial Science	4	1	6	7	12
	8.0301	Business Administration	17	30	34	56	39
	8.1101	Transportation	1	0	0	0	0
	15.0303	Electronics	23	19	20	29	21
	15.0702	Quality Technology	-	-	-	-	0
	17.0209	Radiologic Technology	4	7	6	3	3
	18.1101	Nursing Technology	105	115	102	63	55
	24.0101	General Studies	-	-	-	-	1
	24.0101	General Education	156	96	88	111	112
	43.0107	Law Enforcement	5	5	4	1	2
	43.0201	Fire Science Technology	1	2	1	0	0
	47.0104	Microprocessor Computer Tech.	-	-	-	-	3
	47.0604	Automotive Technology	6	6	5	5	4
	48.0101	Drafting	1	4	3	8	2
	48.0503	Mechanical Technology	4	4	2	5	2
	48.0508	Welding Technology	5	1	2	3	3
Total Degrees Conferred			355	314	302	303	273
GRAND TOTAL			1,231	1,240	1,188	1,175	1,219

TABLE A-3. CERTIFICATES CONFERRED BY ARKANSAS PUBLIC FOUR-YEAR INSTITUTIONS
FROM 1983-84 THROUGH 1987-88

Inst.	CIP Code	CIP Classification	1983-84	1984-85	1985-86	1986-87	1987-88
ASUJ	7.0301	Business Infor. System	0	0	0	0	0
	7.0601	Secretarial Science	0	0	0	0	0
	Total Certificates Conferred		0	0	0	0	0
UALR	15.0301	Engineering Technology (Computer)	-	-	-	-	1
	15.0701	Engineering Technology (Health Care Facilities)	-	-	-	0	0
	Total Certificates Conferred		0	0	0	0	1
UAHS	17.0102	Dental Hygiene (Deleted 1984)	2	-	-	-	-
	17.0206	Emerg. Med. Sci. Tech.	8	8	6	7	7
	17.0209	Rad. Tech. (Deleted 1984)	3	-	-	-	-
	17.0211	Surgical Technology	0	11	0	8	5
	17.0306	Cytotechnology (Deleted 1987)	3	4	4	4	3
Total Certificates Conferred		16	23	10	19	15	
UAPB	19.0705	Gerontology	-	-	-	0	0
	Total Certificates Conferred		0	0	0	0	0
GRAND TOTAL			16	23	10	19	16

TABLE A-4. ASSOCIATE DEGREES CONFERRED BY ARKANSAS PUBLIC FOUR-YEAR INSTITUTIONS
FROM 1983-84 THROUGH 1987-88

Inst.	CIP Code	CIP Classification	1983-84	1984-85	1985-86	1986-87	1987-88
ASUJ	7.0301	Business Infor. Systems	0	1	6	7	3
	7.0601	Office Administration	14	15	17	17	5
	13.1309	Vocational Education	0	0	1	1	0
	17.0209	Radiologic Technology	5	7	0	5	11
	17.0309	Medical Lab. Technology	0	0	0	0	5
	18.1101	Nursing	60	44	46	67	46
	24.0101	General Studies	5	5	5	1	3
	43.0107	Law Enforcement	2	1	1	2	3
Total Degrees Conferred			86	73	76	100	76
ATU	7.0601	Secretarial Science	6	5	6	5	5
	15.0999	Mining & Minerals Tech.	2	0	0	0	0
	17.0503	Medical Assistant	6	4	3	12	2
	24.0101	General Studies	11	6	5	5	5
Total Degrees Conferred			25	15	14	22	12
HSU	7.0601	Office Administration	5	7	9	10	4
	20.0201	Child Care	1	2	0	3	2
Total Degrees Conferred			6	9	9	13	6
SAUM	2.0101	Agriculture	1	0	1	1	0
	7.0701	Vocational Office Occupations	16	10	6	9	7
	15.0603	Industrial Technology	0	0	1	1	1
	18.1101	Nursing	45	38	31	40	24
	24.0101	General Studies	0	2	1	2	2
Total Degrees Conferred			62	50	40	53	34
UAF	7.0601	Admin. Office Procedures	8	7	7	7	6
	15.0203	Surveying (Deleted 1984)	16	4	-	-	-
	18.1101	Nursing	39	63	55	45	42
Total Degrees Conferred			63	74	62	52	48
UALR	7.0401	Administrative Services	1	4	5	6	6
	11.0201	Computer Programming	-	2	1	6	4
	13.1003	Interpreting Deaf	4	4	6	9	6
	14.0101	Engineering	0	6	3	2	-
	15.0101	Engr. Tech. (Arch.)	0	0	0	1	1
	15.0201	Engr. Tech. (Const.)	2	3	5	1	1
	15.0203	Engr. Tech. (Land Survey)	-	-	2	0	6
	15.0303	Engr. Tech. (Electr.)	3	6	5	2	3

cont.

TABLE A-4. ASSOCIATE DEGREES CONFERRED BY ARKANSAS PUBLIC FOUR-YEAR INSTITUTIONS
FROM 1983-84 THROUGH 1987-88

Inst.	CIP Code	CIP Classification	1983-84	1984-85	1985-86	1986-87	1987-88
UALR	15.0803	Engr. Tech. (Manuf.)	0	1	1	2	1
	15.0805	Engr. Tech. (Mechanical)	1	1	6	4	1
	18.1101	Nursing	78	76	57	59	61
	21.0101	Associate of Applied Science (Coop/Vo-Tech)	15	1	0	2	1
	24.0101	General Studies	14	15	15	26	33
	43.0107	Law Enforcement	3	9	8	7	4
Total Degrees Conferred			121	128	114	127	128
UAM	7.0301	Data Processing	1	2	4	3	2
	7.0401	Office Administration	3	3	12	0	2
	18.1101	Nursing	32	24	18	17	23
Total Degrees Conferred			36	29	34	20	27
UAMS	15.0401	Biomedical Instrumentation Technology	9	10	8	4	0
	17.0102	Dental Hygiene	3	10	5	8	7
	17.0206	Emerg. Med. Sci. Tech.	1	3	5	2	4
	17.0209	Radiologic Technology	-	5	1	2	0
	17.0210	Respiratory Therapy	10	19	17	7	0
	17.0211	Surgical Technolgy	1	2	5	2	4
	18.1101	Nursing	0	0	0	0	0
Total Degrees Conferred			24	49	41	25	15
UAPB	15.0603	Industrial Technology	0	1	0	0	0
	43.0105	Corrections & Law Enforcement	4	1	2	1	3
Total Degrees Conferred			4	2	2	1	3
UCA	7.0601	Administrative Services	8	15	4	10	12
	8.0301	Distributive Education	9	12	5	5	5
	13.1320	Vocational Industrial Edu.	0	0	0	1	0
	17.0815	Physical Therapy Asst.	-	-	-	8	6
	20.0201	Day Care Management	3	2	1	1	0
Total Degrees Conferred			20	29	10	25	23
GRAND TOTAL			447	458	402	438	372



TABLE A-5. BACHELOR'S DEGREES CONFERRED BY ARKANSAS PUBLIC FOUR-YEAR INSTITUTIONS
FROM 1983-84 THROUGH 1987-88

Inst.	CIP Code	CIP Classification	1983-84	1984-85	1985-86	1986-87	1987-88
ASUJ	1.0102	Agri. Bus. & Economics	36	29	33	31	23
	2.0101	General Agriculture	2	5	1	2	1
	2.0201	Animal Science	8	5	10	8	2
	2.0401	Plant Science	9	17	15	6	7
	3.0601	Wildlife Management	3	7	2	3	3
	6.0101	Manufacturing Management	6	4	0	1	0
	6.0201	Accounting	82	71	78	75	47
	6.0301	Finance	23	31	29	25	37
	6.0401	Business Administration	36	52	36	50	55
	6.0401	Management	39	38	43	32	36
	6.0501	Economics	0	0	1	1	1
	6.0901	Manufacturing Technology	-	0	0	0	0
	6.1401	Marketing	44	38	52	46	53
	6.1701	Real Estate and Insurance	6	4	10	12	8
	7.0601	Office Administration	6	9	7	9	10
	9.0401	Journalism	29	28	30	30	26
	9.0701	Radio-TV	49	47	37	41	30
	11.0101	Computer Science	24	34	33	21	26
	11.0101	Computer Appli. (LRAFB)	1	4	8	13	4
	11.0301	Bus. Data Processing	46	53	49	29	32
	13.1001	Spec. Ed. Mildly Handicapped	0	3	7	5	6
	13.1001	Mildly Handicapped/Elem.	26	18	15	12	13
	13.1202	Elementary Education	85	76	87	70	110
	13.1204	Early Childhood Education	52	36	46	52	62
	13.1301	Agricultural Education	13	11	9	6	5
	13.1302	Art Education	3	6	6	7	6
	13.1303	Business Education	8	8	5	7	7
	13.1305	English	14	8	10	10	11
	13.1306	Spanish	0	1	2	2	1
	13.1306	French	1	1	0	0	0
	13.1311	Mathematics Education	8	11	8	7	5
	13.1312	Instrumental Music Edu.	3	0	0	0	0
	13.1312	Vocal Music Education	15	4	7	4	7
	13.1312	Instrumental Music	0	9	13	5	5
	13.1314	Physical Education	34	32	29	41	31
	13.1316	Chemistry	0	0	0	2	0
	13.1316	Biology	6	6	11	7	9
	13.1316	Physics Edu.	0	0	0	0	0
	13.1317	Social Science Education	21	8	18	27	22
	13.9999	Speech Commun. Edu.	2	1	4	2	1
	13.9999	Printing Education	0	0	0	0	0
	14.0101	Engineering	17	26	24	18	10
	14.0301	Agricultural Engineering	13	3	3	3	6
	16.0901	French	3	0	1	0	0
	16.0905	Spanish	0	0	2	1	0
	18.0102	Speech Pathology	28	8	22	15	12
	18.0701	Health Services Adm.	0	3	0	3	4
	18.0901	Medical Technology	20	26	17	17	9
	18.1101	Nursing	26	25	28	25	39

cont.

TABLE A-5. BACHELOR'S DEGREES CONFERRED BY ARKANSAS PUBLIC FOUR-YEAR INSTITUTIONS
FROM 1983-84 THROUGH 1987-88

Inst.	CIP Code	CIP Classification	1983-84	1984-85	1985-86	1986-87	1987-88
ASUJ	23.0101	English	5	3	3	7	5
	23.1001	Speech Communications	9	2	4	1	3
	24.0101	General Studies	3	2	4	0	2
	26.0101	Biology	0	1	0	2	2
	26.0301	Botany	1	0	1	1	0
	26.0701	Zoology	22	21	12	19	16
	27.0101	Mathematics	5	7	9	5	6
	38.0101	Philosophy	3	4	2	6	4
	40.0501	Chemistry	7	5	5	6	5
	40.0801	Physics	4	2	0	2	3
	42.0101	Psychology	18	18	17	19	14
	44.0701	Social Work	19	13	14	11	22
	45.0401	Criminology	18	11	11	9	11
	45.0601	Economics	0	2	0	1	1
	45.0701	Geography	3	5	3	2	0
	45.0801	History	9	6	4	6	2
	45.1001	Political Science	11	17	15	5	11
	45.1101	Sociology	8	8	6	12	3
	45.1201	Urban & Regional Affairs	1	0	1	0	2
	48.0201	Printing Tech. & Mang.	11	4	9	6	9
	50.0402	Graphic Design	5	4	7	5	11
	50.0501	Dramatic Arts	5	3	6	5	3
	50.0701	Art	4	9	7	8	5
	50.0901	Sacred Music	3	0	0	0	1
	50.0903	Music - Performance	1	4	1	1	0
Total Degrees Conferred			1,022	955	989	922	923
ATU	1.0102	Agricultural Business	10	15	23	19	22
	3.0601	Fisheries & Wildlife Mgmt.	13	11	11	10	12
	6.0201	Accounting	20	33	41	28	26
	6.0401	Business Administration	61	67	62	89	74
	6.0701	Hotel & Res. Mgmt.	0	0	7	6	4
	6.1302	Management Science	0	0	0	0	0
	7.0401	Office Management	1	3	4	4	3
	9.0401	Journalism	10	17	9	5	4
	11.0101	Computer Science	18	21	25	18	14
	13.1202	Elementary Education	47	44	58	55	72
	13.1302	Art Education	1	2	2	3	2
	13.1303	Business Education	7	8	6	5	5
	13.1305	English	4	6	1	1	3
	13.1306	Foreign Languages Education	0	0	0	0	2
	13.1311	Mathematics	3	5	1	0	5
	13.1312	Music Education	7	6	7	10	10
	13.1314	Health & Phy. Edu.	22	22	25	28	16
	13.1316	Physical Science	1	0	0	0	0

cont.

TABLE A-5. BACHELOR'S DEGREES CONFERRED BY ARKANSAS PUBLIC FOUR-YEAR INSTITUTIONS
FROM 1983-84 THROUGH 1987-88

Inst.	CIP Code	CIP Classification	1983-84	1984-85	1985-86	1986-87	1987-88	
ATU	13.1316	Biology	1	2	0	0	1	
	13.1316	Chemistry	0	0	1	0	0	
	13.1318	Social Studies	6	1	4	0	6	
	13.1399	Journalism	0	0	0	0	0	
	13.1399	Speech	2	0	0	0	1	
	14.0101	Engineering	25	12	14	11	5	
	16.0101	Foreign Language	0	0	1	0	0	
	18.0703	Medical Record Admin.	4	3	2	12	6	
	18.0901	Medical Technology	3	5	3	4	0	
	18.1101	Nursing	10	14	7	13	14	
	23.0101	English	6	4	8	6	3	
	23.0501	Creative Writing	2	2	1	1	1	
	23.1001	Speech	2	0	4	7	1	
	26.0101	Biology	13	13	9	14	6	
	26.9999	Biological Science	5	3	7	8	1	
	27.0101	Mathematics	6	8	5	26	9	
	31.0201	Recreation Administration	4	8	2	1	2	
	31.0301	Parks Administration	13	15	6	8	6	
	40.0101	Physical Science	4	1	4	3	1	
	40.0501	Chemistry	5	2	3	3	4	
	40.0601	Geology	13	18	18	12	6	
	42.0101	Psychology	10	13	10	12	7	
	44.0702	Rehabilitation Science	9	10	10	4	6	
	45.0601	Economics and Finance	4	10	11	7	7	
	45.0801	History & Political Science	15	18	19	23	26	
	45.1101	Sociology	4	3	6	5	1	
	50.0701	Art	11	9	6	5	8	
	50.0901	Music	0	2	3	2	2	
	Total Degrees Conferred			402	436	446	468	404
	HSU	6.0101	Business Administration	64	83	55	64	64
		6.0201	Accounting	22	21	14	8	20
7.0301		Business Computer Science	4	11	9	8	5	
9.0401		Mass Media Communication	7	3	1	1	4	
9.0401		Journalism	4	3	2	3	1	
11.0101		Computer Science - Math	13	9	8	5	2	
13.1202		Elementary Education	54	43	55	47	45	
13.1302		Art	1	4	4	6	5	
13.1303		Business Education	5	4	7	4	8	
13.1305		English	9	3	5	4	5	
13.1306		Spanish	0	0	0	1	2	
13.1308		Home Economics	6	0	2	2	1	
13.1311		Mathematics	3	6	3	2	3	
13.1312		Music Choral	4	1	4	2	5	
13.1312		Music Therapy	5	3	2	2	0	

cont.

TABLE A-5. BACHELOR'S DEGREES CONFERRED BY ARKANSAS PUBLIC FOUR-YEAR INSTITUTIONS
FROM 1983-84 THROUGH 1987-88

Inst.	CIP Code	CIP Classification	1983-84	1984-85	1985-86	1986-87	1987-88
HSU	13.1312	Music Instrumental	10	4	4	8	4
	13.1314	Physical Education	23	29	28	29	19
	13.1316	Biology	4	2	5	6	6
	13.1316	General Science	0	0	1	0	0
	13.1316	Physics	0	0	0	0	1
	13.1316	Chemistry	0	0	1	1	1
	13.1317	Social Science	4	4	4	11	9
	13.1399	Journalism	1	0	1	1	0
	13.1399	Speech and Theatre	1	1	0	0	3
	16.0905	Spanish	0	0	1	0	1
	17.0310	Medical Technology	0	1	0	1	1
	18.0103	Communication Disorders	5	8	3	3	5
	18.1101	Nursing	16	18	22	29	22
	19.0101	Home Economics	4	4	4	5	4
	23.0101	English	1	0	2	0	3
	23.1001	Speech and Theatre	2	2	5	6	4
	26.0101	Biology	9	18	15	17	15
	27.0101	Mathematics	1	4	2	2	2
	30.0701	Women's Studies	0	0	0	0	0
	31.0301	Recreation	5	5	3	2	3
	40.0501	Chemistry	8	3	1	4	1
	40.0801	Physics	7	4	2	0	3
	42.0101	Psychology	8	5	5	4	6
	44.0401	Public Administration	1	1	1	0	3
	44.0701	Social Work	8	14	10	7	12
	45.0801	History	5	4	2	3	4
	45.1001	Political Science	1	3	4	1	2
	45.1101	Sociology	3	2	6	5	12
	49.0102	Aviation	5	3	9	8	13
	50.0402	Graphic Design	5	5	3	5	4
	50.0701	Studio Arts	0	2	0	0	0
50.0708	Art	0	2	0	0	0	
50.0903	Music Voice	0	0	0	0	0	
50.0903	Music Instrumental	1	0	0	1	1	
50.0904	Music Composition	0	1	0	1	0	
Total Degrees Conferred			339	343	315	319	334
SAUM	1.0101	Agriculture Business	8	18	14	14	6
	6.0101	General Business	18	16	13	11	14
	6.0201	Accounting	15	27	17	22	21
	6.0301	Finance	3	7	5	11	14
	6.0401	Management	13	17	8	15	15
	6.1401	Marketing	14	26	19	13	15
	6.2001	Industrial Management	0	3	3	5	3
7.0101	Accounting (Deleted 1983)	6	-	-	-	-	

cont.

TABLE A-5. BACHELOR'S DEGREES CONFERRED BY ARKANSAS PUBLIC FOUR-YEAR INSTITUTIONS
FROM 1983-84 THROUGH 1987-88

Inst.	CIP Code	CIP Classification	1983-84	1984-85	1985-86	1986-87	1987-88
SAUM	7.0301	Business Data Processing	-	-	-	-	14
	7.0401	Administrative Services	4	5	4	3	1
	9.0401	Mass Communications	9	13	4	13	11
	11.0101	Computer Science	21	17	19	16	0
	13.1202	Elementary Education	41	47	34	36	46
	13.1301	Vocational Agri. Educ.	7	5	2	7	6
	13.1302	Art	3	0	1	1	2
	13.1303	Business Education	0	3	4	9	4
	13.1305	English	4	0	1	2	2
	13.1306	Spanish	1	0	1	0	5
	13.1311	Mathematics	3	1	0	4	4
	13.1312	Music (Emphasis in Piano, Instrumental, & Vocal)	1	2	3	1	0
	13.1314	Health, Phys. Ed. & Rec.	16	32	14	20	13
	13.1316	Physics	0	0	0	0	0
	13.1316	Chemistry	0	0	0	0	0
	13.1316	Biological Science	0	1	3	2	0
	13.1316	General Science	0	1	0	2	1
	13.1318	Social Studies	5	5	3	3	7
	13.1399	Speech	0	0	1	0	5
	16.0905	Spanish	1	0	0	1	0
	17.0310	Medical Technology	2	2	1	1	2
	23.0101	English	2	0	3	4	2
	26.0101	Biological Science	5	4	13	6	6
	27.0101	Mathematics	0	1	2	4	2
	30.0101	General Science	1	1	4	1	1
	30.9999	Applied Studies	2	2	4	4	4
	40.0501	Chemistry	2	0	0	0	3
	40.0801	Physics	0	1	1	0	0
	40.0899	Physics, Engineering	3	0	1	1	2
	42.0101	Psychology	2	3	3	6	5
	44.0201	Recreation & Comm. Serv.	2	4	0	3	0
	44.0701	Social Work	9	8	3	5	1
	45.0601	Economics	0	0	1	2	1
	45.0801	History	3	3	1	5	5
	45.1001	Political Science	6	3	4	1	0
	45.1101	Sociology	4	3	2	2	2
	50.0501	Theatre	0	2	0	0	0
	50.0701	Art	2	2	0	0	0
	50.0901	Music	1	1	0	0	0
Total Degrees Conferred			239	286	216	256	245

cont.

TABLE A-5. BACHELOR'S DEGREES CONFERRED BY ARKANSAS PUBLIC FOUR-YEAR INSTITUTIONS
FROM 1983-84 THROUGH 1987-88

Inst.	CIP Code	CIP Classification	1983-84	1984-85	1985-86	1986-87	1987-88
UAF	1.0102	Agriculture Business	18	41	26	28	25
	1.0102	Domestic and International Agricultural Mktng.	0	0	0	0	1
	1.0103	Agriculture Economics	5	3	6	0	1
	1.0201	Agri. Mechanization	7	8	6	4	1
	1.0603	Ornamental Horticulture	0	3	2	7	2
	1.9999	Agricultural Journalism	0	0	0	0	0
	2.0201	Animal Science	0	23	33	18	28
	2.0204	Animal Nutr.	2	4	-	-	-
	2.0206	Dairy Science	4	4	3	0	2
	2.0209	Poultry Science	5	5	16	4	13
	2.0299	Domestic Animal Biology	32	10	4	1	1
	2.0301	Food Science	2	6	3	7	9
	2.0402	Agronomy	11	11	10	8	6
	2.0403	Horticulture	6	6	8	3	3
	2.0404	Landscape Design & Urban Hort. (see 1.0603)	-	-	-	-	-
	2.0408	Plant Prot./Pest Management	2	3	2	4	1
	2.0501	Soil Science	2	2	4	2	1
	3.0101	Environmental Science	4	2	3	2	0
	4.0101	Architectural Studies	3	2	4	4	2
	4.0201	Architecture	34	47	40	43	38
	4.0601	Landscape Architecture	8	9	6	8	1
	6.0101	General Business	15	25	22	34	30
	6.0201	Accounting	123	84	107	79	73
	6.0301	Finance and Banking	82	84	88	95	93
	6.0401	Administrative Management	27	22	26	45	43
	6.0501	Business Economics	5	4	3	5	4
	6.0705	Transportation	11	9	7	9	9
	6.0801	Finance and Insurance	6	13	10	3	9
	6.1401	Marketing	142	145	139	121	132
	6.1601	Personnel Management	30	28	26	28	27
	6.1701	Finance and Real Estate	24	20	39	33	27
	6.2001	Industrial Management	8	4	4	3	5
	6.9999	Acct. & Data Processing	0	26	9	19	15
	7.0401	Office Systems Management	5	4	6	1	1
	9.0101	Communication	34	32	59	51	63
	9.0401	Journalism	54	71	56	42	52
	11.0101	Computer Science	30	54	31	22	17
	11.0301	Data Pro./Quant. Analysis	65	77	50	42	49
	13.1003	Hearing Impaired (Deaf Ed.) (Deleted 1984)	2	-	-	-	-
	13.1099	Teaching Mildly Handicapped	27	20	25	20	15
	13.1202	Elementary Education	111	74	85	72	96
	13.1205	Secondary Ed.	0	0	0	0	2
	13.1301	Voc. Agricultural Education	3	7	7	12	9
	13.1302	Art Education	1	2	2	3	1
	13.1303	Business & Office Education	10	16	11	10	6
	13.1305	English Education	7	5	7	10	13
	13.1306	Foreign Language Education	0	1	2	0	5

cont.

TABLE A-5. BACHELOR'S DEGREES CONFERRED BY ARKANSAS PUBLIC FOUR-YEAR INSTITUTIONS
FROM 1983-84 THROUGH 1987-88

Inst.	CIP Code	CIP Classification	1983-84	1984-85	1985-86	1986-87	1987-88
UAF	13.1307	Health Education	3	8	5	7	5
	13.1308	Home Economics Education	8	7	11	4	4
	13.1309	Industrial & Technical Ed.	6	4	4	7	2
	13.1311	Mathematics Education	3	6	15	16	16
	13.1312	Music Education	16	22	10	11	13
	13.1314	Physical Education	26	43	41	35	35
	13.1316	Science Education	10	15	14	14	20
	13.1318	Social Studies Education	11	14	7	22	20
	13.1399	Speech Education	3	2	0	0	3
	13.1399	Journalism Education	0	0	1	0	2
	14.0301	Agricultural Engineering	7	6	9	4	5
	14.0701	Chemical Engineering	33	47	45	41	32
	14.0801	Civil Engineering	42	55	52	30	38
	14.0901	Computer Engineering	-	-	20	13	23
	14.1001	Electrical Engineering	77	90	66	73	74
	14.1701	Industrial Engineering	46	53	53	36	25
	14.1901	Mechanical Engineering	81	48	41	47	53
	16.0501	German	1	2	2	6	2
	16.0901	French	6	4	8	2	1
	16.0905	Spanish	6	5	4	2	3
	18.0103	Speech Pathology/Audiology	19	11	17	10	11
	18.1801	Medical Science	0	6	2	2	4
	19.0101	General Home Economics	6	7	4	7	1
	19.0501	Foods and Nutrition	10	5	6	5	8
	19.0601	Housing and Interior Design	10	14	9	12	11
	19.0701	Human Dev. & Family Studies	4	5	8	6	5
	19.0901	Clothing and Textiles	30	21	19	24	23
	23.0101	English	34	40	38	41	25
	23.0201	Classical Studies	2	0	1	0	2
	26.0301	Botany	0	1	1	0	1
	26.0501	Microbiology	8	12	12	13	16
	26.0701	Zoology	58	46	44	44	29
	26.0702	Entomology	1	-	-	-	-
	27.0101	Mathematics	4	8	15	17	12
	30.0101	Natural Science	2	3	7	6	5
	38.0101	Philosophy	0	1	3	3	6
	40.0501	Chemistry	12	10	19	21	10
	40.0601	Geology	31	40	22	19	5
	40.0703	Earth Science	0	4	1	0	1
	40.0801	Physics	6	6	4	2	2
	42.0101	Psychology	23	20	34	36	34
	43.0104	Criminal Justice	14	8	11	16	13
	44.0401	Public Administration	8	18	7	7	3
	44.0701	Social Work	14	12	13	17	12
	45.0201	Anthropology	9	3	8	1	5
	45.0601	Economics	4	2	5	9	1
	45.0701	Geography	2	2	2	4	6

cont.

TABLE A-5. BACHELOR'S DEGREES CONFERRED BY ARKANSAS PUBLIC FOUR-YEAR INSTITUTIONS FROM 1983-84 THROUGH 1987-88

Inst.	CIP Code	CIP Classification	1983-84	1984-85	1985-86	1986-87	1987-88
UAF	45.0801	History (Deleted 1981)	20	25	18	19	15
	45.1001	Political Science	29	35	34	14	31
	45.1101	Sociology	7	7	3	2	1
	45.1201	Urban Studies (Deleted 1984)	0	-	1	1	-
	50.0301	Dance Education	1	3	0	0	1
	50.0501	Drama	4	4	1	4	4
	50.0602	Film	2	1	0	0	0
	50.0701	Art	17	19	23	18	14
	50.0903	Music	4	4	10	3	7
Total Degrees Conferred			1,747	1,852	1,807	1,655	1,631
UALR	6.0101	General Business	8	15	23	21	29
	6.0201	Accounting	68	41	43	50	55
	6.0301	Fin. (Emphasis Gen. Fin., Real Estate, & Insurance)	21	19	24	33	34
	6.0401	Management	35	27	41	28	33
	6.0501	Economics	1	1	2	2	5
	6.1302	Industrial Management	5	1	4	11	4
	6.1401	Marketing	30	36	31	28	33
	7.0301	Computer Information Systems	0	0	2	7	3
	7.0601	Administrative Services	2	0	3	3	2
	9.0101	Speech Communication	16	14	13	19	17
	9.0201	Advertising	3	3	7	2	1
	9.0401	Journalism	12	10	23	6	23
	9.0701	Radio, T.V., & Film	16	11	23	20	19
	11.0101	Computer Science	29	36	34	49	34
	13.1003	Special Ed. - Deaf Ed.	-	0	0	0	3
	13.1201	Adult Education	1	0	2	0	0
	13.1202	Elementary Education	66	39	49	53	47
	13.1302	Art	2	1	1	1	0
	13.1303	Business Education	1	2	5	4	6
	13.1305	English	0	6	11	2	5
	13.1306	Foreign Language	0	0	1	1	1
	13.1307	Health. Phys. Ed. Rec.	5	9	10	22	17
	13.1311	Mathematics	0	2	4	3	2
	13.1312	Music Education	2	1	2	1	3
	13.1314	Health, Phys. Ed., & Rec. (Emphasis in HPE&R Ed)	7	9	1	10	8
	13.1316	Science: Biology, Chem., Phys., Science. Physics	2	1	2	4	4
	13.1318	Social Studies	1	1	1	7	1
	13.1399	Speech Communication	0	0	0	0	1
	14.1201	Engr. Physics (phased out)	0	0	1	-	-
	15.0101	Engr. Tech. (Constructive)	9	6	5	5	-
	15.0201	Engineering Technology (Construction)	-	-	-	0	6
	15.0301	Computer Engineering Technology	-	-	-	0	0
	15.0303	Engr. Tech. (Electronics)	11	17	11	12	6
	15.0603	Engr. Tech. (Manufacturing)	2	2	6	1	1

cont.

TABLE A-5. BACHELOR'S DEGREES CONFERRED BY ARKANSAS PUBLIC FOUR-YEAR INSTITUTIONS
FROM 1983-84 THROUGH 1987-88

Inst.	CIP Code	CIP Classification	1983-84	1984-85	1985-86	1986-87	1987-88
UALR	15.0805	Engr. Tech. (Mechanical)	4	6	8	7	9
	16.0901	French	2	0	0	3	1
	16.0905	Spanish	0	0	1	1	4
	17.0821	Comm. Disorders (w/UAMSC)	8	5	7	-	-
	18.0103	Comm. Disorders	-	-	-	7	6
	18.9999	Health Professions	0	0	2	0	1
	18.9999	Environmental Health	7	5	4	2	7
	23.0101	English	28	19	23	23	28
	23.1101	Prof. & Tech. Writing	2	4	2	2	5
	24.0101	Liberal Arts	33	18	25	36	33
	26.0101	Biology	34	9	24	28	22
	27.0101	Mathematics	3	5	2	3	4
	30.0401	International Studies	3	7	6	3	5
	38.0101	Philosophy	2	1	0	1	1
	40.0501	Chemistry	11	7	4	3	10
	40.0801	Physics	4	4	3	1	1
	42.0101	Psychology	35	40	48	35	47
	43.0104	Criminal Justice	48	23	25	28	41
	44.0799	Gerontology (being phased out)	2	0	2	-	-
	45.0801	History	12	11	12	7	13
	45.1001	Political Science	10	17	11	12	16
	45.1101	Sociology & Anthropol.	23	11	12	12	17
	50.0501	Theater Arts	3	7	6	3	5
	50.0701	Art	19	10	12	22	22
	50.0901	Music	3	3	8	6	4
	50.0903	Music (Emphasis in Organ. Piano, Violin, & Voice)	3	2	2	0	0
Total Degrees Conferred			654	524	634	650	705
UAM	2.0101	Agriculture	22	11	21	14	14
	3.0501	Forestry	14	14	19	15	14
	3.0601	Wildlife & Fisheries Mgmt.	1	1	0	0	2
	6.0101	General Business	30	30	23	20	24
	6.0201	Accounting	14	19	12	11	21
	6.0401	Management	4	4	10	3	9
	6.1401	Marketing	12	4	16	6	11
	7.0401	Office Administration	7	5	0	0	2
	11.0101	Computer Science	0	6	8	12	12
	13.1202	Elementary Education	32	33	37	17	37
	13.1302	Art	0	0	0	0	0
	13.1303	Business Education	2	1	3	1	2
	13.1305	English	0	0	0	0	0
	13.1311	Mathematics	0	0	0	0	0
	13.1312	Music	0	0	0	0	0
	13.1314	Health, Phys. Ed. & Rec.	21	22	27	15	18
	13.1316	General Science	0	0	0	0	0

cont.

TABLE A-5. BACHELOR'S DEGREES CONFERRED BY ARKANSAS PUBLIC FOUR-YEAR INSTITUTIONS
FROM 1983-84 THROUGH 1987-88

Inst.	CIP Code	CIP Classification	1983-84	1984-85	1985-86	1986-87	1987-88
UAM	13.1316	Physical Science	0	0	0	0	0
	13.1316	Biology	0	0	0	0	0
	13.1316	Physics	0	0	0	0	0
	13.1316	Chemistry	0	0	0	0	0
	13.1318	Social Studies	0	0	0	0	0
	13.1399	Speech	0	0	0	0	0
	15.0604	Manuf. & Tech. (deleted)	0	0	1	-	-
	16.0901	French (Suspended 1/84)	1	0	0	0	-
	18.1101	Nursing	-	0	0	0	4
	23.0101	English	7	4	5	6	1
	23.1001	Speech	6	5	2	4	4
	26.0101	Biology	6	7	6	4	6
	27.0101	Mathematics	1	4	5	1	1
	30.0101	General Science (Suspended 1/84)	0	1	1	0	-
	40.0101	Physical Science	0	0	0	0	1
	40.0501	Chemistry	2	2	1	0	1
	40.0601	Geology	6	4	1	2	2
	40.0703	Earth Science (changed to Geology 7-1-81)	1	1	-	-	-
	40.0801	Physics	2	4	1	1	4
	42.0101	Psychology	4	7	14	3	6
	45.0101	History & Social Studies	9	6	3	3	2
	45.0801	History	1	2	1	2	1
	45.1001	Political Science	6	9	5	4	5
	50.0701	Art	0	1	2	0	2
	50.0901	Music	6	5	4	6	2
Total Degrees Conferred			217	212	228	150	208
UAMS	17.0102	Dental Hygiene	27	18	20	22	19
	17.0208	Nuclear Medicine Technology	-	-	-	3	4
	17.0209	Radiologic Technology	9	7	18	4	9
	18.0901	Medical Technology	15	23	19	18	16
	18.1101	Nursing	152	81	93	90	97
	18.1401	Pharmacy	54	50	52	57	60
Total Degrees Conferred			257	179	202	194	205
UAPB	1.0103	Agricultural Economics	10	1	2	2	10
	2.0201	Animal Science	1	2	1	0	0
	2.0402	Agronomy	1	1	2	1	6
	3.0301	Fisheries Biology	4	1	2	2	1
	6.0201	Accounting	24	35	24	13	30
	6.0401	Business Administration	41	55	57	34	47
	11.0101	Computer Science	18	11	23	25	18
	13.0501	Library/Media (Deleted 1986)	1	0	0	0	-

cont.

TABLE A-5. BACHELOR'S DEGREES CONFERRED BY ARKANSAS PUBLIC FOUR-YEAR INSTITUTIONS
FROM 1983-84 THROUGH 1987-88

Inst.	CIP		1983-84	1984-85	1985-86	1986-87	1987-88
	Code	CIP Classification					
UAPB	13.1001	Special Education (Mildly Hand. K-12)	17	12	11	9	2
	13.1202	Elementary Education	21	14	15	13	23
	13.1204	Early Childhood Education	8	3	0	3	1
	13.1301	Agricultural Education	2	0	0	0	0
	13.1302	Art Education	2	3	0	1	5
	13.1303	Business Education	8	5	3	3	6
	13.1305	English Education	0	1	0	2	0
	13.1308	Home Economics	2	3	3	2	2
	13.1309	Industrial Arts Education (Deleted 1986)	2	1	0	0	-
	13.1311	Mathematics	0	2	0	1	3
	13.1312	Music Education (Instrumental Emphasis)	5	1	0	3	2
	13.1312	Music Education (Vocal & Piano Emphasis)	2	2	1	2	3
	13.1314	Health and Phy. Edu.	10	3	3	2	1
	13.1316	Science Education	0	0	0	2	3
	13.1317	Social Science	5	1	6	1	1
	13.1320	Trade & Industrial Edu.	4	0	2	2	0
	13.1399	Speech and Drama (Deleted 1986)	1	0	0	1	-
	15.0603	Industrial Technology	9	15	8	11	12
	18.1101	Nursing	2	1	0	0	22
	19.0503	Foods, Nutrition & Instit. Food Services	4	3	5	3	1
	19.0701	Child & Family Development	3	2	3	1	2
	19.0705	Gerontology	5	7	6	1	1
	19.0902	Fashion Merchandising	5	3	5	2	7
	23.0101	English	3	4	2	4	2
	23.1001	Speech and Drama	4	4	10	1	12
	26.0101	Biology	10	7	14	9	13
	27.0101	Mathematics	0	0	3	2	0
	31.0101	Parks & Comm. Recreation	10	3	7	3	7
	40.0501	Chemistry	7	3	7	0	3
	40.0801	Physics	0	3	1	0	1
	42.0101	Psychology	7	7	4	6	8
	43.0104	Criminal Justice	7	11	19	14	9
	44.0701	Social Welfare	12	4	6	6	10
	45.0601	Economics	3	3	1	2	1
	45.0801	History	0	0	1	1	1
	45.1001	Political Science	12	10	9	5	5
	45.1101	Sociology	2	0	4	3	2
	50.0701	Art (functional)	0	0	1	0	-
	50.0901	Music	1	3	1	2	-
Total Degrees Conferred			295	250	272	200	283
UCA	6.0101	Management	27	24	25	27	44
	6.0201	Accounting	47	55	50	51	49
	6.0301	Finance	10	9	13	12	18

cont.

TABLE A-5. BACHELOR'S DEGREES CONFERRED BY ARKANSAS PUBLIC FOUR-YEAR INSTITUTIONS
FROM 1983-84 THROUGH 1987-88

Inst.	CIP Code	CIP Classification	1983-84	1984-85	1985-86	1986-87	1987-88
UCA	6.0401	Business Administration (General)	14	21	20	18	26
	6.1401	Marketing	46	55	65	66	67
	7.0301	Business Data Processing	27	27	31	19	14
	7.0601	Administrative Services	3	10	8	5	13
	9.0401	Journalism	5	6	5	5	0
	11.0101	Computer Science	22	38	24	17	24
	13.1001	Elementary - Special Edu.	14	25	25	19	10
	13.1006	Special Education - Mentally Retarded	5	-	-	-	-
	13.1008	Special Education - Crippled Children	11	-	-	-	-
	13.1012	Speech Pathology	8	4	13	15	5
	13.1099	Phys. Educ. & Rec. for the Handicapped	0	5	2	0	0
	13.1202	Elementary Education	75	59	39	37	45
	13.1204	Early Childhood Education	7	18	27	20	35
	13.1302	Art	7	5	6	8	3
	13.1303	Business Education	7	8	6	4	7
	13.1305	English	3	14	11	14	10
	13.1306	Spanish	0	0	0	0	1
	13.1306	French	0	0	0	0	1
	13.1307	Health Education	8	5	12	14	11
	13.1308	Home Economics	14	5	11	6	4
	13.1309	Industrial Education	13	6	3	4	5
	13.1310	Distributive Education	0	2	2	3	0
	13.1311	Mathematics	5	6	7	7	7
	13.1312	Instru. Music (Emphasis)	8	7	6	4	2
	13.1312	Piano or Organ (Emphasis)	6	6	0	3	2
	13.1312	Vocal Music (Emphasis)	3	3	5	2	6
	13.1314	Physical Education	45	33	33	26	32
	13.1316	Biology	0	0	0	4	5
	13.1316	Chemistry	0	0	0	0	0
	13.1316	Physical Science	0	2	0	0	0
	13.1316	Physics	0	0	0	0	0
	13.1316	General Science	1	0	0	0	0
	13.1318	Social Studies	4	10	4	9	5
	13.1399	Journalism	3	1	1	0	0
	13.1399	Speech	0	0	0	3	1
	15.0603	Industrial Technology	8	10	9	4	2
	16.0901	French	0	1	1	1	1
	16.0905	Spanish	3	2	1	3	1
	17.0209	Radiologic Technology	8	15	11	8	11
	17.0310	Medical Technology	3	2	4	1	1
	17.0805	Manual Arts Therapy	0	1	2	0	-
	17.0807	Occupational Therapy	8	17	21	25	25
	17.0813	Physical Therapy	28	30	30	32	32
	17.0818	Respiratory Therapy	3	7	3	1	4
	18.0103	Speech Pathology	13	12	0	0	8
	18.1101	Nursing	31	35	46	32	27
	19.0101	Home Economics	3	8	8	6	8

cont.

TABLE A-5. BACHELOR'S DEGREES CONFERRED BY ARKANSAS PUBLIC FOUR-YEAR INSTITUTIONS
FROM 1983-84 THROUGH 1987-88

Inst.	CIP Code	CIP Classification	1983-84	1984-85	1985-86	1986-87	1987-88
UCA	23.0101	English	4	4	9	7	15
	23.1001	Speech	6	8	11	12	12
	26.0101	Biology	15	21	16	17	18
	27.0101	Mathematics	7	10	6	6	3
	30.0101	General Science	2	0	3	3	7
	38.0101	Philosophy	2	1	3	1	1
	40.0101	Physical Science	1	0	0	0	0
	40.0501	Chemistry	14	6	8	2	6
	40.0801	Physics	5	4	3	9	3
	42.0101	Psychology	15	13	16	15	11
	44.0401	Public Administration	8	5	4	6	6
	45.0601	Economics	3	1	1	3	3
	45.0701	Geography	17	10	15	13	6
	45.0801	History	1	6	4	4	7
	45.1001	Political Science	10	12	13	5	7
	45.1101	Sociology	14	9	13	10	9
	50.0701	Art	3	3	6	5	11
	50.0903	Instru. Music (Emphasis)	1	1	2	0	1
	50.0903	Vocal Music (Emphasis)	0	0	0	0	0
	50.0903	Piano or Organ (Emphasis)	0	0	1	0	0
	50.0903	Vocal Music (Emphasis)	0	0	0	0	0
Total Degrees Conferred			684	723	724	653	698
GRAND TOTAL			5,856	5,760	5,833	5,467	5,636

TABLE A-6. POST-BACCALAUREATE CERTIFICATES CONFERRED BY ARKANSAS PUBLIC FOUR-YEAR INSTITUTIONS
FROM 1983-84 THROUGH 1987-88

Inst.	CIP Code	CIP Classification	1983-84	1984-85	1985-86	1986-87	1987-88
UAMS	18.1105	Nurse Practitioner	0	0	0	0	0
	19.0503	Dietetic Internship (Post Baccalaureate)	13	12	14	14	14
Total Certificates Conferred			13	12	14	14	14

TABLE A-7. MASTER'S DEGREES CONFERRED BY ARKANSAS PUBLIC FOUR-YEAR INSTITUTIONS
FROM 1983-84 THROUGH 1987-88

Inst.	CIP Code	CIP Classification	1983-84	1984-85	1985-86	1986-87	1987-88
ASUJ	2.0101	Agriculture	13	15	19	11	13
	6.0201	Accounting	6	3	0	0	0
	6.0401	Business Administration	29	17	25	29	25
	6.0901	International Bus. Mgmt.	0	0	0	1	0
	9.0401	Mass Commun., Journ.	2	4	7	3	6
	9.0701	Mass Comm., Radio-TV	1	2	10	4	5
	11.0101	Computer Science	0	0	1	5	5
	11.0401	Information Systems	13	6	0	0	0
	13.0405	Educational Adm'n. Superintendry	1	0	1	2	0
	13.0405	Educational Adm'n. Elem. Principalship	13	14	16	13	16
	13.0405	Educational Adm'n. Sec. Principalship	15	6	15	11	10
	13.0405	Educational Adm'n. Curr. & Adm'n.	2	1	3	3	4
	13.0499	Education Adm'n., Other	0	0	0	0	4
	13.1001	Spec.Ed. Mildly Handicapped	1	5	17	9	4
	13.1004	Education of the Gifted & Talented	0	0	0	0	3
	13.1005	Spec.Ed. Severely Emotionally Dist.	3	4	2	3	4
	13.1007	Spec.Ed. Mod. Profoundly Handicapped	5	6	9	4	8
	13.1101	Counselor Edu. Secondary	11	4	20	17	20
	13.1101	Counselor Edu. Elem.	2	2	12	30	25
	13.1202	Elementary Education	9	12	18	16	20
	13.1204	Early Childhood Education	16	15	25	12	18
	13.1299	Teacher Educ., General Programs	0	0	0	0	11
	13.1301	Agricultural Education	5	3	5	2	2
	13.1303	Business Education	7	9	5	8	14
	13.1305	English	5	1	2	4	0
	13.1311	Mathematics Education	0	0	1	0	1
	13.1312	Music Education	6	6	4	4	4
	13.1314	Physical Education	4	7	8	5	4
	13.1315	Reading	14	16	26	16	17
	13.1316	Biology	5	2	3	2	1
	13.1316	Chemistry	0	0	0	1	0
	13.1317	Social Science Education	1	2	8	5	0
	18.0102	Speech Pathology	12	17	18	12	14
	20.0203	Early Childhood Services	0	0	0	0	0
	23.0101	English	3	6	4	5	4
	23.1001	Speech Communication & Dramatic Arts	5	6	5	5	1
	24.0101	General Studies	0	0	0	0	0
	26.0101	Biology	5	7	1	4	5
	27.0101	Mathematics	2	2	9	8	6
	40.0501	Chemistry	3	2	4	3	0
	42.0601	Rehab.Counseling	4	15	6	15	13
	44.0401	Public Administration	12	21	11	11	13
	45.0801	History	4	7	2	3	4
	45.1001	Political Science	5	5	4	3	4
	45.1101	Sociology	5	2	3	4	4
	50.0701	Art	2	3	1	4	2
	50.0903	Music - Performance	3	2	3	4	2
Total Degrees Conferred			254	257	333	301	318

cont.

TABLE A-7. MASTER'S DEGREES CONFERRED BY ARKANSAS PUBLIC FOUR-YEAR INSTITUTIONS
FROM 1983-84 THROUGH 1987-88

Inst.	CIP Code	CIP Classification	1983-84	1984-85	1985-86	1986-87	1987-88
ATU	13.0501	Educational Media	7	3	8	4	10
	13.1004	Gifted & Talented	0	0	1	3	10
	13.1202	Elementary Education	15	28	48	33	20
	13.1305	English	1	1	2	1	4
	13.1311	Mathematics	0	2	2	2	4
	13.1312	Music Education	0	0	2	3	1
	13.1314	Physical Education	0	5	3	3	3
	13.1316	General Science	2	2	3	0	1
	13.1318	Social Studies	7	3	4	0	5
Total Degrees Conferred			32	44	73	49	58
HSU	6.0101	Business Administration	6	5	4	10	6
	13.0405	Elementary Educ. Admn.	11	7	9	13	13
	13.1001	Special Education	5	10	8	8	4
	13.1101	Counselor Education	3	9	17	33	25
	13.1202	Elementary Education	5	6	5	7	4
	13.1204	Early Childhood	0	3	4	6	2
	13.1302	Art	3	1	2	3	2
	13.1303	Business Education	1	0	1	0	2
	13.1305	English	2	5	2	6	5
	13.1306	Spanish Education	-	0	0	0	0
	13.1311	Mathematics	0	0	1	1	0
	13.1312	Music Vocal	0	0	0	1	2
	13.1312	Music Instrumental	0	0	1	3	0
	13.1314	Physical Education	14	12	8	9	6
	13.1315	Elementary Educ. Reading	1	4	2	4	7
	13.1316	Biology	0	1	3	1	0
	13.1316	Physical Science	1	1	0	2	0
	13.1317	Social Science	1	0	2	1	0
	13.1399	Speech and Theatre	3	0	0	1	1
	26.0101	Biology	1	3	0	1	0
	44.0799	Social Agency Counseling	3	6	4	5	5
	45.1101	Sociology	0	0	3	2	0
Total Degrees Conferred			60	73	76	117	84
SAUM	13.1007	Special Education	3	8	0	2	1
	13.1101	Agency Counseling	6	4	0	1	3
	13.1101	Counseling & Guidance (Elem. & Sec.)	7	2	5	5	8
	13.1202	Elementary Education	8	13	15	9	9
	13.1303	Business Education	1	0	0	2	1
	13.1311	Mathematics, Gen. Science	0	1	2	0	0
	13.1311	Mathematics	1	0	0	1	1
	13.1314	Health, Phys. Educ. & Recreation	7	3	0	4	1

cont.

TABLE A-7. MASTER'S DEGREES CONFERRED BY ARKANSAS PUBLIC FOUR-YEAR INSTITUTIONS
FROM 1983-84 THROUGH 1987-88

Inst.	CIP Code	CIP Classification	1983-84	1984-85	1985-86	1986-87	1987-88
SAUM	13.1315	Specialization in Reading	0	0	3	1	1
	13.1316	General Science	0	0	2	3	1
Total Degrees Conferred			33	31	27	28	26
UAF	1.0103	Agriculture Economics	7	9	8	7	10
	1.0199	Rural Sociology	0	1	1	0	0
	1.0301	General Education	11	8	7	12	8
	2.0201	Animal Science	14	11	6	11	13
	2.0301	Food Science	8	7	7	6	6
	2.0402	Agronomy	16	8	6	6	11
	2.0403	Horticulture	4	9	8	4	3
	2.0406	Plant Pathology (See 26.0305)	-	-	-	-	-
	4.0301	Com. Planning (Deleted 1984)	1	1	1	0	-
	6.0201	Accounting	12	8	6	8	9
	6.0401	Business Administration	118	91	91	73	41
	6.1302	Operations Research	0	3	4	1	0
	9.0101	Communication	8	11	3	7	7
	11.0101	Computer Science	8	10	2	5	13
	13.0101	Education	8	11	6	9	3
	13.0401	Educational Administration	36	36	40	39	40
	13.0406	Higher Education	7	2	0	0	1
	13.0501	Instructional Resources	12	13	11	17	7
	13.1001	Special Education	34	29	38	20	28
	13.1101	Counselor Education	27	33	20	47	35
	13.1201	Adult Education	13	10	3	6	2
	13.1202	Elementary Education	60	56	48	50	38
	13.1205	Secondary Education	14	12	12	10	15
	13.1307	Health Education	1	7	7	5	5
	13.1311	Secondary Math	1	0	0	3	5
	13.1312	Music Education	2	0	6	8	1
	13.1314	Physical Education	8	18	16	23	26
	13.1320	Vocational Education	29	26	21	13	22
	14.0101	Engineering	4	4	4	2	4
	14.0301	Agricultural Engineering	2	2	3	0	2
	14.0701	Chemical Engineering	13	13	10	12	8
	14.0801	Civil Engineering	9	7	9	6	6
	14.0901	Computer Science Engineering	-	-	-	0	3
	14.1001	Electrical Engineering	10	9	17	15	12
	14.1401	Environmental Engineering	2	1	2	1	0
	14.1701	Industrial Engineering	0	4	3	6	7
	14.1701	Operations Management	162	152	199	164	139
	14.1901	Mechanical Engineering	5	7	7	9	7
	15.0404	Instrumentation Science**	9	10	7	6	2
	16.0501	German	0	1	1	2	1
	16.0901	French	2	0	1	0	2
	16.0905	Spanish	3	4	0	1	2
	16.9999	Translation	1	2	0	0	1

cont.

TABLE A-7. MASTER'S DEGREES CONFERRED BY ARKANSAS PUBLIC FOUR-YEAR INSTITUTIONS
FROM 1983-84 THROUGH 1987-88

Inst.	CIP Code	CIP Classification	1983-84	1984-85	1985-86	1986-87	1987-88
UAF	17.0407	Rehabilitation	5	5	14	14	15
	18.0103	Speech Pathology/Audio.	11	3	6	4	7
	19.0101	Home Economics	12	14	7	8	3
	22.0199	Agricultural Law	0	1	6	9	11
	23.0101	English	13	16	11	10	3
	23.0301	Comparative Literature	1	0	1	1	1
	23.0501	Creative Writing	8	14	7	8	7
	26.0301	Botany	2	0	2	2	0
	26.0305	Plant Pathology	3	4	3	1	1
	26.0501	Microbiology	7	2	10	12	4
	26.0701	Zoology	3	3	3	3	5
	26.0702	Entomology	4	7	1	1	1
	27.0101	Mathematics	7	4	3	~	6
	27.0501	Statistics	1	1	3	0	4
	31.0101	Recreation	6	6	7	4	13
	38.0101	Philosophy	2	2	1	1	2
	40.0501	Chemistry (M.A. Deleted 6/12/81)	1	3	0	2	3
	40.0601	Geology	15	18	11	16	9
	40.0801	Earth Science	2	2	3	0	2
	42.0101	Psychology	8	7	8	10	6
	44.0401	Public Administration	1	2	1	2	3
	45.0201	Anthropology	9	2	9	5	7
	45.0601	Economics	1	1	4	1	1
	45.0701	Geography	2	3	1	2	3
	45.0801	History	3	0	6	6	1
	45.1001	Political Science	0	1	0	3	2
	45.1101	Sociology	8	2	2	1	0
	50.0501	Drama	3	2	6	2	7
	50.0701	Art	2	2	2	2	1
	50.0903	Music	2	4	5	2	2
Total Degrees Conferred			823	777	784	750	675

UALR	6.0201	Account. (Deleted 7/84)	0	1	2	-	-
	6.0401	Business Administration	27	25	21	12	17
	9.0401	Journalism	2	3	1	4	3
	9.9999	Interper. & Org. Commun.	17	14	7	8	3
	13.0401	Educational Administration	-	-	-	0	1
	13.1001	Special Education	-	8	19	22	17
	13.1004	Teaching Gifted & Talented	14	14	27	29	41
	13.1007	Teaching the Severely & Profound Handicapped	5	-	-	-	-
	13.1101	Counselor Education	-	-	-	-	2
	13.1201	Adult Education	-	-	-	-	3
	13.1202	Elementary Education	28	22	28	25	20
	13.1205	Secondary Education OPT. 1	-	-	-	1	0
	13.1205	Secondary Education Opt. II	-	-	-	0	7

cont.

TABLE A-7. MASTER'S DEGREES CONFERRED BY ARKANSAS PUBLIC FOUR-YEAR INSTITUTIONS
FROM 1983-84 THROUGH 1987-88

Inst.	CIP Code	CIP Classification	1983-84	1984-85	1985-86	1986-87	1987-88
UALR	13.1311	Mathematics Education	-	-	-	-	1
	17.0407	Rehabilitation of the Blind	9	8	6	7	4
	18.0701	Health Ser. Admin.	8	7	6	14	6
	23.1101	Tech. & Bus. Writing	-	-	-	1	1
	25.0401	Library & Infor. Science	8	11	1	15	4
	27.0301	Applied Mathematics	0	0	4	1	1
	40.0501	Chemistry	1	1	2	2	1
	42.0901	Applied Psychology	5	8	5	12	6
	43.0104	Criminal Justice	2	3	4	0	6
	44.0401	Public Administration	8	15	19	18	13
	44.0701	Social Work	16	34	16	28	33
	44.0799	Gerontology	1	3	6	3	10
	45.0801	Public History	0	1	0	3	1
	50.0701	Art	2	2	0	4	1
Total Degrees Conferred			153	180	174	209	202
UAMS	18.0103	Comm. Disorders	16	21	17	15	19
	18.1101	Nursing	12	11	8	14	23
	18.1401	Pharmacy	2	2	4	1	2
	26.0201	Biochemistry	0	0	1	0	1
	26.0501	Microbio. & Immunology	1	0	2	3	0
	26.0601	Anatomy	0	0	0	2	0
	26.0612	Toxicology, Interdis.	0	2	0	0	0
	26.0704	Pathology	3	0	2	0	1
	26.0705	Pharmacology	1	0	0	0	0
	26.0706	Physiology	0	0	1	0	1
Total Degrees Conferred			35	36	35	35	47
UCA	6.0401	Business Administration (General)	13	11	14	14	18
	13.0401	Elem. Edu. Admin. & Super.	4	11	7	21	12
	13.0405	Sec. School Leadership	-	-	-	1	12
	13.0501	Library Media	10	16	7	38	22
	13.1001	Special Education	-	11	8	24	22
	13.1006	Spec. Edu. - Men. Retarded	10	-	-	-	-
	13.1008	Spec. Ed. - Crippled & Phy. Handicapped	4	-	-	-	-
	13.1011	Learning Disabilities & Com. Disorders	34	14	19	15	0
	13.1012	Speech-Language Pathology	-	-	-	-	18
	13.1101	School Counseling	9	11	8	25	17
	13.1202	Elementary Education	11	5	13	4	4
	13.1204	Early Childhood Education	3	10	9	2	6
	13.1303	Business Education	5	3	3	8	6
	13.1305	English	6	4	3	1	2
	13.1306	Spanish	0	1	0	2	0

cont.

TABLE A-7. MASTER'S DEGREES CONFERRED BY ARKANSAS PUBLIC FOUR-YEAR INSTITUTIONS
FROM 1983-84 THROUGH 1987-88

Inst.	CIP		1983-84	1984-85	1985-86	1986-87	1987-88
	Code	CIP Classification					
UCA	13.1307	Health Education	1	3	3	0	3
	13.1308	Home Economics	2	7	7	7	7
	13.1309	Industrial Education	0	3	4	1	0
	13.1311	Mathematics	4	8	7	1	2
	13.1312	Music Education	0	5	7	3	5
	13.1314	Physical Education	13	6	7	6	6
	13.1315	Reading	3	4	4	6	6
	13.1316	Biology	0	0	0	2	-
	13.1316	Physical Science	1	0	1	2	2
	13.1318	History	2	1	1	1	0
	18.1101	Nursing	6	6	10	7	8
	23.0101	English	5	9	10	5	7
	26.0101	Biology	5	4	4	4	2
	42.0601	Counseling Psychology	6	9	4	6	11
	42.9999	School Psychology	7	7	6	7	6
	45.0801	History	2	2	3	3	7
	45.1101	Sociology	0	7	5	1	2
	50.0903	Music Performance	-	-	0	1	3
Total Degrees Conferred			166	178	174	218	216
GRAND TOTAL			1,556	1,576	1,676	1,707	1,626

TABLE A-8. SPECIALIST DEGREES CONFERRED BY ARKANSAS PUBLIC FOUR-YEAR INSTITUTIONS
FROM 1983-84 THROUGH 1987-88

Inst.	CIP Code	CIP Classification	1983-84	1984-85	1985-86	1986-87	1987-88
ASUJ	13.0405	Educational Admin. Elem. Principalship	0	2	1	1	0
	13.0405	Educational Admin. Superintendry	3	2	0	0	2
	13.0405	Educational Admin. Sec. Principalship	0	3	1	0	1
	13.0405	Educational Admin. Curr. & Instruction	0	0	0	0	0
	13.1101	Counselor Educ. - Public Schools	4	3	4	2	7
	13.1101	Counselor Educ. - College Student Personnel Serv.	0	1	1	2	5
	13.1299	Comm. College Teaching	10	7	6	11	0
Total Degrees Conferred			17	18	13	16	15
UAF	13.0101	Education	35	30	19	22	19
Total Degrees Conferred			35	30	19	22	19
UALR	13.0401	Educational Admin.	-	-	-	1	0
	13.1101	Counselor Education	-	-	-	0	0
	13.1202	Elementary Education	-	-	-	0	47
	13.1205	Secondary Education OPT. II	-	-	-	0	0
	13.1205	Secondary Education OPT. I	-	-	-	0	0
Total Degrees Conferred			0	0	0	1	47
UCA	13.0405	Educational Leadership	-	-	-	1	8
	13.1101	School Counseling	0	0	2	0	2
Total Degrees Conferred			0	0	2	1	10
GRAND TOTAL			52	48	34	40	91

TABLE A-9. INTERMEDIATE DEGREES CONFERRED BY ARKANSAS PUBLIC FOUR-YEAR INSTITUTIONS
FROM 1983-84 THROUGH 1987-88

Inst.	CIP Code	CIP Classification	1983-84	1984-85	1985-86	1986-87	1987-88
UAF	23.0101	English	1	1	0	0	-
Total Degrees Conferred			1	1	0	0	0
UALR	44.0799	Gerontology	-	-	-	1	0
Total Degrees Conferred			0	0	0	1	0
GRAND TOTAL			1	1	0	1	0

TABLE A-10. DOCTORAL DEGREES CONFERRED BY ARKANSAS PUBLIC FOUR-YEAR INSTITUTIONS
FROM 1983-84 THROUGH 1987-88

Inst.	CIP		1983-84	1984-85	1985-86	1986-87	1987-88
	Code	CIP Classification					
UAF	2.0201	Animal Science	5	3	8	6	0
	2.0301	Food Science	1	3	4	1	0
	2.0401	Plant Science	8	3	1	1	3
	2.0402	Agronomy	10	16	12	8	6
	2.0406	Plant Path. (Deleted 1981)	1	0	0	0	0
	6.0401	Business Administration	18	20	16	15	14
	13.0101	Education	36	41	30	33	32
	14.0101	Engineering	12	7	14	6	7
	15.0404	Instrumentation Science*	0	0	2	0	1
	23.0101	English	1	5	4	1	4
	23.0301	Comparative Literature	4	1	1	0	1
	26.0201	Biochemistry**	0	1	7	0	1
	26.0301	Botany	1	2	1	1	0
	26.0501	Microbiology	3	1	1	4	0
	26.0601	Anatomy**	0	1	0	0	0
	26.0612	Toxicology, Interdis.**	0	1	2	1	5
	26.0701	Zoology	0	1	4	4	0
	26.0702	Entomology	7	0	0	2	1
	26.0705	Pharmacology**	2	0	1	0	0
	26.0706	Physiology**	0	1	0	0	0
	27.0101	Mathematics	3	1	1	0	0
	38.0101	Philosophy	0	0	1	0	1
	40.0501	Chemistry	7	6	11	11	8
	40.0801	Physics	2	3	1	5	8
	42.0101	Psychology	6	10	7	9	4
	45.0601	Economics	1	0	4	3	2
	45.0801	History	1	1	1	1	3
Total Degrees Conferred			129	128	134	112	101

* University of Arkansas at Fayetteville granted Instrumentation Science doctoral degrees through the University of Arkansas at Little Rock.

** University of Arkansas at Fayetteville granted doctoral degrees in this CIP Code through the University of Arkansas for Medical Sciences.

TABLE A-11. FIRST PROFESSIONAL DEGREES CONFERRED BY ARKANSAS PUBLIC FOUR-YEAR INSTITUTIONS
FROM 1983-84 THROUGH 1987-88

Inst.	CIP Code	CIP Classification	1983-84	1984-85	1985-86	1986-87	1987-88
UAF	22.0101	Law	116	128	125	111	135
Total Degrees Conferred			116	128	125	111	135
UALR	22.0101	Juris Doctor	94	97	102	83	112
Total Degrees Conferred			94	97	102	83	112
UAMS	18.1001	Medicine	132	129	128	125	122
	18.1401	Pharmacy	0	0	0	0	0
Total Degrees Conferred			132	129	128	125	122
GRAND TOTAL			342	354	355	319	369

TABLE A-12. POST-FIRST PROFESSIONAL DEGREES CONFERRED BY ARKANSAS PUBLIC FOUR-YEAR INSTITUTIONS
FROM 1983-84 THROUGH 1987-88

Inst.	CIP Code	CIP Classification	1983-84	1984-85	1985-86	1986-87	1987-88
UAMS	18.1099	House Officer Training (Post M.D.)*	0	197	220	189	200
Total Degrees Conferred			0	197	220	189	200

* House Officer Training not reported until 1984-85.

DEGREES GRANTED AND OTHER FORMAL AWARDS CONFERRED BY
ARKANSAS INDEPENDENT COLLEGES AND UNIVERSITIES,
1983-84 THROUGH 1987-88

TABLE A-13. CERTIFICATES CONFERRED BY ARKANSAS INDEPENDENT TWO-YEAR INSTITUTIONS
FROM 1983-84 THROUGH 1987-88

Inst.	CIP		1983-84	1984-85	1985-86	1986-87	1987-88
	Code	CIP Classification					
CRC	7.0601	Secretarial Science (Deleted 1985)	0	1	0	0	-
Total Degrees Conferred			0	1	0	0	0

TABLE A-14. ASSOCIATE DEGREES CONFERRED BY ARKANSAS INDEPENDENT TWO-YEAR INSTITUTIONS
FROM 1983-84 THROUGH 1987-88

Inst.	CIP		1983-84	1984-85	1985-86	1986-87	1987-88
	Code	CIP Classification					
CRC	24.0101	Arts & Science or Gen. Programs	21	24	15	16	14
	39.0201	Bible Studies	-	-	0	0	1
	Total Degrees Conferred			21	24	15	16
SC	6.0401	Business Administration	-	-	3	8	7
	7.0601	Secretarial Science	0	0	1	0	3
	8.0301	Business/Middle Management	0	3	0	0	0
	11.0101	Computer Sciences	0	0	0	0	1
	24.0101	General Education Prog.	4	4	10	2	2
	43.0201	Fire Science Program	0	1	0	0	1
	44.0701	Social Work	-	-	-	2	2
	45.0101	Social Sciences	-	-	-	3	0
Total Degrees Conferred			4	8	14	15	16
GRAND TOTAL			25	32	29	31	31

TABLE A-15. CERTIFICATES CONFERRED BY ARKANSAS INDEPENDENT FOUR-YEAR INSTITUTIONS
FROM 1983-84 THROUGH 1987-88

Inst.	CIP Code	CIP Classification	1983-84	1984-85	1985-86	1986-87	1987-88
AC	7.0301	Computer Studies in Business	0	1	1	1	1
		Total Degrees Conferred	0	1	1	1	1
CBC	7.0701	Secretarial Science	2	1	1	0	0
		Total Degrees Conferred	2	1	1	0	0
OBU	7.0601	Office Administration	0	2	0	0	0
		Total Degrees Conferred	0	2	0	0	0
SBC	7.0601	Secretarial Science	3	0	4	0	0
SBC	36.0101	Recreation	0	0	0	0	0
		Total Degrees Conferred	3	0	4	0	0
UO	7.0601	Secretarial Science	0	0	0	0	2
		Total Degrees Conferred	0	0	0	0	2
GRAND TOTAL			5	4	6	1	3

TABLE A-16. ASSOCIATE DEGREES CONFERRED BY ARKANSAS INDEPENDENT FOUR-YEAR INSTITUTIONS
FROM 1983-84 THROUGH 1987-88

Inst.	CIP Code	CIP Classification	1983-84	1984-85	1985-86	1986-87	1987-88
ABC	6.0401	Business Administration	0	0	0	1	1
	7.0601	Secretarial Science	0	0	0	0	1
	Total Degrees Conferred		0	0	0	1	2
CBC	6.0401	Business	3	1	2	2	0
	24.0101	General Education	12	5	3	4	59
	39.0401	Religious Education	2	0	1	0	0
	50.0901	Music	0	1	1	1	0
	Total Degrees Conferred		17	7	7	7	59
HU	7.0701	Secretarial Science	13	14	11	3	6
	Total Degrees Conferred		13	14	11	3	6
JBU	7.0701	Secretarial Science (Deleted 1986)	7	4	7	3	9
	9.0401	Journalism	0	0	0	1	0
	10.0104	Broadcasting	3	1	3	1	0
	13.0101	General Education	0	0	0	1	0
	15.0101	Building Construction	2	2	2	1	0
	15.9999	Engineering Technology	-	-	1	1	1
	20.0201	Child Development (Deleted 1985)	1	0	2	1	0
	20.0401	Food Technician	1	1	1	0	0
	24.0199	Pre-Nursing	0	0	0	0	0
	30.9999	Interdisciplinary Studies (Deleted 1986)	1	3	0	2	0
	39.0201	Biblical Studies	3	1	3	1	2
	39.0401	Christian Education	0	1	0	0	0
	46.0499	Building Trades (Deleted 1986)	1	0	0	0	-
	50.0701	Art	0	3	0	1	2
	50.0901	Music	0	1	0	0	1
	Total Degrees Conferred		19	17	19	13	15
SBC	7.0301	Business Data Processing	-	1	3	1	4
	7.0601	Secretarial Science	1	4	1	0	0
	8.0301	Business Management	0	0	1	0	0
	21.0101	Coop with Vo-Tech	0	0	0	0	2
	24.0101	Arts & Science or General Programs	53	55	40	49	38
	36.0101	Recreation	0	1	2	2	0
	39.0601	Theology (Deleted 1984)	2	1	-	-	-
	50.0901	Music	2	0	1	1	2
Total Degrees Conferred		58	62	48	53	46	

cont.

TABLE A-16. ASSOCIATE DEGREES CONFERRED BY ARKANSAS INDEPENDENT FOUR-YEAR INSTITUTIONS
FROM 1983-84 THROUGH 1987-88

Inst.	CIP Code	CIP Classification	1983-84	1984-85	1985-86	1986-87	1987-88
UO	7.0601	Secretarial Science	0	0	0	0	0
	8.0301	Business Mid-Management	0	0	0	0	0
		Total Degrees Conferred	0	0	0	0	0
		GRAND TOTAL	107	100	85	77	128



TABLE A-17. BACHELOR'S DEGREES CONFERRED BY ARKANSAS INDEPENDENT FOUR-YEAR INSTITUTIONS
FROM 1983-84 THROUGH 1987-88

Inst.	CIP Code	CIP Classification	1983-84	1984-85	1985-86	1986-87	1987-88
ABC	6.0401	Business Administration	5	6	11	5	6
	13.1202	Elementary Education	5	3	2	5	1
	13.1318	Social Studies	1	1	1	0	1
	24.0101	General Studies (Deleted 1986)	1	0	0	0	0
	38.0201	Religion	1	0	3	2	0
	45.0101	Social Science	5	10	10	6	8
Total Degrees Conferred			18	20	27	18	16
AC	6.0201	Accounting	4	7	8	7	5
	6.0401	Management	1	0	0	11	9
	6.0401	Business Administration (Deleted 1984)	10	13	20	7	3
	7.0301	Computer Studies in Business	4	4	9	9	3
	9.0101	Media Arts	3	5	2	1	7
	13.1202	Art Education (Deleted 1987)	0	0	0	1	-
	13.1202	Elementary Education	10	8	10	10	9
	13.1305	English	1	1	0	0	0
	13.1311	Mathematics Education	2	2	5	2	1
	13.1312	Music Education	0	0	0	0	0
	13.1314	Physical Education	7	6	12	3	4
	13.1316	Biological Science	0	0	3	7	5
	13.1316	Chemistry	0	0	0	7	2
	13.1318	Social Studies Education	0	0	0	0	1
	17.0310	Medical Technology	3	2	2	1	7
	18.0701	Health Care Administration	0	4	0	0	0
	23.0101	English	1	1	4	2	6
	26.0101	Biology	8	3	4	6	5
	27.0101	Mathematics	2	1	1	4	2
	38.9999	Religion & Philosophy	-	-	0	0	1
	40.0501	Chemistry	1	2	4	7	2
	42.0101	Psychology	5	4	2	5	1
	44.0701	Social Work	4	8	1	7	6
45.0801	History	2	2	2	4	3	
50.0501	Speech and Theatre	0	0	1	2	0	
50.0703	Art History & Appreciation	0	0	0	1	1	
50.0901	Music	0	1	0	1	4	
Total Degrees Conferred			68	74	90	105	87
CBC	39.0201	Bible	14	8	7	7	3
	39.0301	Christian Missions	0	0	0	0	0
	39.0401	Religious Education	1	0	0	2	0
	39.0501	Church Music	2	0	0	1	1
	Total Degrees Conferred			17	8	7	10

cont.

TABLE A-17. BACHELOR'S DEGREES CONFERRED BY ARKANSAS INDEPENDENT FOUR-YEAR INSTITUTIONS
FROM 1983-84 THROUGH 1987-88

Inst.	CIP Code	CIP Classification	1983-84	1984-85	1985-86	1986-87	1987-88
HC	6.0201	Accounting	32	21	21	28	21
	13.1202	Elementary Education	8	9	3	7	4
	13.1202	Art	0	0	2	0	0
	13.1305	English	0	0	0	0	0
	13.1306	Spanish	0	0	0	0	0
	13.1306	German	0	0	0	0	0
	13.1306	French	0	0	0	0	0
	13.1311	Mathematics	0	0	4	0	0
	13.1312	Music	0	0	0	0	0
	13.1314	Physical Education	1	2	5	2	4
	13.1316	Biological Science	0	0	0	0	0
	13.1316	Physics	0	0	0	0	0
	13.1316	Physical Science	0	0	0	0	0
	13.1316	Chemistry	0	0	0	0	0
	13.1316	General Science	0	0	0	0	0
	13.1318	Social Studies	0	0	0	0	0
	13.1399	Speech	0	0	0	0	0
	16.0501	German	0	1	1	2	2
	16.0901	French	0	1	1	1	1
	16.0905	Spanish	3	4	1	3	2
	23.0101	English	13	13	21	14	14
	24.0101	Integrative Studies Major	7	4	0	0	0
	24.0199	Humanities (Arts & Letters)	0	6	9	5	14
	26.0101	Biology	44	32	25	34	23
	27.0101	Mathematics	12	11	6	6	10
	38.0101	Philosophy	1	3	3	2	2
	38.0201	Religion	12	12	7	6	6
	38.9999	Philosophy & Religion	-	-	3	2	0
	40.0501	Chemistry	16	17	15	25	12
	40.0801	Physics	2	3	5	11	7
	42.0101	Psychology	17	22	13	16	17
	45.0601	Economics	20	18	13	14	17
	45.0801	History	14	15	15	11	18
	45.1001	Political Science	13	6	9	13	22
	45.1101	Sociology	3	1	2	3	4
	50.0501	Theatre Arts	2	5	4	2	1
	50.0701	Art	3	3	3	2	4
	50.0901	Music	4	1	1	1	1
Total Degrees Conferred			227	210	192	210	206
HU	4.0501	Interior Design	-	0	0	4	9
	5.0102	American Studies	0	0	0	1	1
	5.0199	International Studies	-	0	0	3	0
	6.0201	Accounting	56	41	56	72	62
	6.0401	Management	46	34	38	45	48

cont.

TABLE A-17. BACHELOR'S DEGREES CONFERRED BY ARKANSAS INDEPENDENT FOUR-YEAR INSTITUTIONS
FROM 1983-84 THROUGH 1987-88

Inst.	CIP Code	CIP Classification	1983-84	1984-85	1985-86	1986-87	1987-88
HU	6.0501	Economics	5	1	3	4	3
	6.0702	Sports Management	-	2	2	4	2
	6.1401	Marketing	30	35	39	50	58
	7.0601	Office Administration	15	7	15	21	7
	8.0102	Fashion Merchandising	7	5	2	9	2
	9.0201	Advertising	3	5	2	4	4
	9.0401	Print Journalism	4	8	3	4	0
	9.0501	Public Relations	3	5	6	3	11
	9.0701	Radio/Television	8	4	11	3	13
	11.0101	Computer Science	13	31	27	15	5
	11.0401	Computer Information Systems	53	55	29	21	10
	13.1006	Education, Special - MR (Deleted 1987)	3	0	0	0	0
	13.1011	Education, Special - LD (Deleted 1987)	17	13	21	0	0
	13.1011	Education, Special - Mildly Handicapped	0	0	0	14	7
	13.1202	Education, Elementary	55	37	39	56	43
	13.1204	Education, Kindergarten	0	0	0	0	0
	13.1205	Education, Secondary	0	0	0	1	1
	13.1302	Art Education	0	0	0	0	0
	13.1303	Business Education	4	1	2	2	5
	13.1304	Driver's Education	0	0	0	0	0
	13.1305	English	0	0	0	0	0
	13.1306	French	0	0	0	0	0
	13.1306	Spanish	0	0	0	0	0
	13.1307	Health Education	0	6	0	0	0
	13.1308	Home Economics (Vocational)	4	0	1	0	1
	13.1311	Mathematics Education	1	0	0	4	4
	13.1312	Instrumental Music	0	0	4	0	0
	13.1312	Music Education	4	3	0	0	3
	13.1312	Vocal/Choral Music	0	0	2	6	1
	13.1314	Physical Education	14	17	23	15	15
	13.1316	Chemistry	0	0	0	0	0
	13.1316	Physics	0	0	0	0	0
	13.1316	General Science	0	0	0	0	0
	13.1316	Biology	0	0	0	0	0
	13.1317	Social Science	0	0	0	0	0
	13.1399	Print Journalism	0	0	0	0	0
	13.1399	Oral Communication	0	0	0	0	0
	16.0901	French	0	2	2	2	7
	16.0905	Spanish	0	2	0	0	1
	17.0310	Medical Technology	3	3	0	2	1
	18.0103	Communication Disorders	8	6	8	8	3
	18.1101	Nursing	33	37	34	30	25
	19.0101	Home Economics (General)	4	4	7	4	3
	19.0503	Dietetics	5	7	8	4	5
	20.0201	Child Development	-	0	0	1	4
	23.0101	English	16	8	13	2	10

cont.

TABLE A-17. BACHELOR'S DEGREES CONFERRED BY ARKANSAS INDEPENDENT FOUR-YEAR INSTITUTIONS
FROM 1983-84 THROUGH 1987-88

Inst.	CIP Code	CIP Classification	1983-84	1984-85	1985-86	1986-87	1987-88
HU	23.1001	Oral Communication	5	2	0	0	1
	26.0101	Biology	22	15	16	23	22
	26.0201	Biochemistry	3	2	4	6	6
	27.0101	Mathematics	4	7	13	8	19
	30.0101	General Science	2	2	3	5	5
	39.0101	Biblical Languages	5	1	4	1	2
	39.0201	Bible	31	37	24	14	18
	39.0301	Missions (Relig. studies)	2	1	1	4	2
	39.0401	Religious Education	2	0	0	0	0
	39.0501	Religious Music and Bible	0	0	0	0	0
	39.0601	Youth Ministry	-	-	0	1	1
	40.0501	Chemistry	6	6	1	4	4
	40.0801	Physics	0	0	2	0	0
	42.0101	Psychology	17	11	18	22	12
	44.0401	Public Administration	4	4	3	4	6
	44.0701	Social Work	8	13	19	12	11
	45.0101	Social Service	9	3	3	2	3
	45.0801	History	3	4	2	3	3
	45.1001	Political Science	2	3	1	1	2
	45.1101	Sociology	1	1	7	0	2
	45.1101	Applied Sociology	-	0	1	0	0
	50.0501	Drama	1	1	0	0	0
	50.0701	Painting	0	0	2	0	0
	50.0701	Art	15	13	5	7	13
	50.0701	Ceramics	0	0	0	0	0
	50.0701	Advertising Art	0	0	0	0	1
	50.0704	Theater	0	0	0	0	0
	50.0901	Music	4	1	3	2	2
	50.0903	Strings	0	0	0	0	0
	50.0903	Voice	0	0	0	0	0
	50.0903	Piano	0	0	0	0	0
Total Degrees Conferred			560	506	531	533	509
JBU	6.0101	Business, General	30	17	18	23	34
	6.0201	Accounting	8	8	10	12	9
	7.0401	Office Supervision and Management	2	4	2	2	4
	9.0101	Communication (Deleted 1987)	-	0	1	3	-
	9.0401	Journalism	0	0	0	3	5
	9.0501	Public Relations	-	-	-	0	2
	9.0701	Broadcasting	21	17	11	8	11
	13.1202	Elementary Education	15	13	9	10	13
	13.1303	Business Education	3	3	2	1	1
	13.1305	English	1	2	3	4	2
	13.1308	Home Economics Education (Deleted 1985)	2	1	2	1	1
	13.1311	Mathematics Education	1	0	0	4	1

cont.

TABLE A-17. BACHELOR'S DEGREES CONFERRED BY ARKANSAS INDEPENDENT FOUR-YEAR INSTITUTIONS
FROM 1983-84 THROUGH 1987-88

Inst.	CIP Code	CIP Classification	1983-84	1984-85	1985-86	1986-87	1987-88
JBU	13.1312	Music Education	1	0	3	1	3
	13.1314	Physical Education	7	10	2	7	8
	13.1316	Science Education (Deleted 1986)	0	0	1	0	-
	13.1316	Biology Education	0	0	0	0	2
	13.1318	Social Studies	0	1	1	1	1
	14.0101	Engineering, General	11	9	6	10	10
	15.0101	Building Construction	7	8	8	4	6
	17.0310	Medical Technology	0	0	0	0	0
	19.0101	Home Economics (Deleted 1985)	3	4	1	2	-
	23.0101	English	1	1	3	0	0
	26.0101	Biology	5	2	5	5	8
	27.0101	Mathematics, General	-	-	1	2	2
	30.9999	Interdisciplinary Studies	0	0	0	0	1
	39.0201	Bible	4	5	4	5	4
	39.0401	Christian Education	6	5	3	1	5
	40.0501	Chemistry	4	0	0	0	2
	42.0101	Psychology	13	5	7	6	12
	45.0101	Social Studies	1	0	0	0	0
	45.0801	History	0	0	0	0	4
	50.0901	Music (Liberal Arts)	3	3	3	0	0
	50.0903	Music (Perform/Comp/Theory)	0	0	0	0	0
Total Degrees Conferred			149	118	106	115	151
OBU	6.0201	Accounting	17	21	16	19	10
	6.0401	Bus. Administration	42	30	24	29	24
	7.0601	Office Administration	9	4	4	1	4
	9.0101	Speech	12	2	23	10	0
	9.0401	Communications	0	8	0	0	19
	11.0101	Computer Science	-	2	4	2	4
	13.0501	Library Media Education (Deleted 1983)	2	-	-	-	-
	13.1006	Special Education (Deleted 1987)	0	0	0	0	-
	13.1012	Speech Pathology	0	5	4	5	7
	13.1202	Elementary Education	36	19	24	19	20
	13.1204	Early Childhood Ed.	1	0	0	0	0
	13.1205	Secondary Education	0	0	0	0	0
	13.1302	Art Education	1	3	2	0	2
	13.1303	Business Education 2	5	1	2	1	0
	13.1303	Business Education 1	0	0	0	0	0
	13.1305	English Education	5	3	3	2	2
	13.1306	French Education	1	0	0	0	0
	13.1306	Spanish Education	0	0	0	0	0
	13.1307	Health Education	0	0	0	0	0
	13.1308	Home Economics Education	4	3	3	2	4
	13.1311	Mathematics Education	2	0	0	0	0
	13.1312	Music Education, Choral	5	0	0	2	6

cont.

TABLE A-17. BACHELOR'S DEGREES CONFERRED BY ARKANSAS INDEPENDENT FOUR-YEAR INSTITUTIONS
FROM 1983-84 THROUGH 1987-88

Inst.	CIP Code	CIP Classification	1983-84	1984-85	1985-86	1986-87	1987-88
OBU	13.1312	Music Ed., Instrumental	2	0	4	1	2
	13.1314	Physical Education	24	24	19	18	17
	13.1316	Biological Science Ed.	0	0	0	3	1
	13.1316	General Science Ed.	0	0	0	0	0
	13.1316	Chemistry Education	1	0	0	0	0
	13.1316	Physical Science Ed.	0	0	1	0	0
	13.1317	Social Sciences Education	3	2	3	2	2
	13.1399	Speech and Drama Education	0	2	2	0	0
	13.1399	Journalism Education	0	0	1	0	1
	16.0901	French	4	0	0	1	1
	16.0905	Spanish	0	1	1	2	2
	17.0310	Medical Technology	1	0	0	0	0
	18.0102	Speech Pathology (Deleted 1984)	8	-	-	-	-
	18.1901	Pre-Pharmacy	0	0	0	0	0
	18.9999	Pre-Nursing	0	0	0	0	0
	19.0101	Home Economics	2	5	4	2	4
	19.0503	Pre-Dietetics	3	0	2	0	5
	23.0101	English	6	4	1	3	1
	23.1001	Speech, Debate & Forensics	0	-	-	2	1
	25.0101	Library Media	2	-	-	-	-
	26.0101	Biology	15	4	8	10	8
	27.0101	Mathematics	6	4	2	4	2
	30.0301	Arts--Engineering	0	0	0	0	0
	38.0101	Philosophy	2	2	5	1	2
	39.0401	Religious Education	6	6	5	2	5
	39.0501	Church Music	8	2	4	3	4
	39.0601	Pastoral Ministry	30	20	7	0	10
	39.9999	Family Life Ministry & Church Recreation	-	3	2	14	11
	40.0501	Chemistry	9	8	7	5	3
	40.0501	Chemistry--Pre-Dentistry	0	0	0	0	0
	40.0501	Chemistry--Dental Hygiene	0	0	0	0	0
	40.0505	Chemistry--Pre-Med Tech	0	0	0	0	1
	40.0505	Chemistry-Pre-Medical	0	0	0	0	0
	40.0801	Physics	3	1	1	2	2
	42.0101	Psychology	12	8	9	10	9
	45.0601	Economics	0	1	0	2	2
	45.0601	History	9	7	6	1	5
	45.1001	Political Science	11	16	11	5	9
	45.1101	Sociology	13	10	13	10	12
	48.0203	Commercial Art	0	1	0	0	0

cont.

TABLE A-17. BACHELOR'S DEGREES CONFERRED BY ARKANSAS INDEPENDENT FOUR-YEAR INSTITUTIONS
FROM 1983-84 THROUGH 1987-88

Inst.	CIP Code	CIP Classification	1983-84	1984-85	1985-86	1986-87	1987-88
OBU	50.0501	Drama	0	0	2	0	1
	50.0501	Speech and Drama	2	4	0	1	0
	50.0701	Art	3	1	1	2	3
	50.0708	Art Studio	0	0	0	0	0
	50.0901	Music	0	10	1	3	3
	50.0903	Applied Music	6	4	0	0	0
	50.0904	Music Theory & Comp.	4	1	1	0	0
Total Degrees Conferred			337	252	232	201	231
PSC	6.0401	Business Administration	27	32	40	28	32
	7.0601	Secretarial Science	4	2	1	2	1
	13.1001	Special Education	6	5	5	2	1
	13.1202	Elementary Education	5	7	7	3	13
	13.1303	Business Education	1	0	2	2	3
	13.1305	English	3	3	2	2	2
	13.1306	Modern Languages	0	0	0	8	0
	13.1311	Mathematics	0	0	0	0	0
	13.1312	Music	1	1	0	0	0
	13.1314	Physical Education & Health	5	4	3	0	0
	13.1316	General Science	0	0	0	0	0
	13.1317	Social Science	0	0	0	0	0
	18.0901	Medical Technology	0	0	0	0	0
	19.0101	Home Economics	5	4	6	2	0
	23.0301	English	0	2	0	0	0
	26.0101	Biology	1	7	5	8	4
	27.0101	Mathematics	0	1	4	2	1
	39.0601	Philosophy & Religion	0	0	1	0	0
	40.0501	Chemistry	0	0	0	0	0
	42.0101	Psychology	2	2	3	4	2
	44.0701	Social work	9	1	4	3	2
	45.0801	History	1	0	0	0	0
	45.1001	Political Science	4	2	0	0	0
	45.1101	Sociology	3	3	1	2	8
Total Degrees Conferred			77	76	84	68	69
SBC	39.0201	Bible Studies (Pastoral Ministry)	-	0	19	9	8
	39.0401	Religious Education	-	0	3	3	7
	39.0501	Religious Music	0	0	0	0	0
Total Degrees Conferred			0	0	22	12	15

cont.

TABLE A-17. BACHELOR'S DEGREES CONFERRED BY ARKANSAS INDEPENDENT FOUR-YEAR INSTITUTIONS
FROM 1983-84 THROUGH 1987-88

Inst.	CIP Code	CIP Classification	1983-84	1984-85	1985-86	1986-87	1987-88
UO	6.0201	Accounting	16	7	12	15	10
	6.0401	Business Administration	22	44	58	26	19
	6.0401	Management	4	0	12	6	0
	6.1401	Marketing	3	3	4	0	6
	9.0101	Communications	7	3	7	2	6
	13.1202	Elementary Education	15	20	19	13	25
	13.1302	Art Education	0	0	0	1	0
	13.1303	Business Education	7	5	2	3	1
	13.1305	English	0	1	3	1	0
	13.1311	Mathematics	0	1	2	1	1
	13.1312	Music Education	1	-	-	1	-
	13.1314	Physical Education	13	14	11	10	4
	13.1316	General Science	0	0	0	0	0
	13.1316	Biological Science	0	0	0	8	0
	13.1318	Social Studies	0	0	4	4	0
	14.0101	Pre-professional Engineering	0	0	1	0	0
	17.0209	Radiologic Technology	0	0	0	0	0
	17.0310	Medical Technology	0	0	1	0	0
	17.0818	Respiratory Therapy	0	0	0	0	0
	23.0101	English	6	0	3	3	1
	24.0102	General Studies	5	4	6	4	2
	26.0101	Biology	3	6	3	8	3
	27.0101	Mathematics	3	1	0	3	0
	30.0101	General Science	0	1	1	0	0
	30.0401	Political Science/Sociology	0	0	7	3	0
	30.0401	History/Sociology	0	0	0	0	0
	30.0401	Psychology/Sociology	0	0	1	4	0
	30.0401	Political Science/History	0	0	0	2	1
	39.0401	Philosophy/Religion/Christian Education	1	3	3	2	1
	40.0101	Physical Science	0	0	0	0	2
	42.0101	Psychology	7	6	5	4	4
	44.0401	Public Administration	1	4	2	2	1
	45.0101	Social Sciences (Deleted 1987)	4	4	0	0	1
	45.0801	History	1	-	-	-	2
	50.0701	Art	0	0	1	1	0
	50.0901	Music	0	0	3	0	1
Total Degrees Conferred			119	127	171	127	91
GRAND TOTAL			1,572	1,391	1,462	1,399	1,379



TABLE A-18. MASTER'S DEGREES CONFERRED BY ARKANSAS INDEPENDENT FOUR-YEAR INSTITUTIONS
FROM 1983-84 THROUGH 1987-88

Inst.	CIP Code	CIP Classification	1983-84	1984-85	1985-86	1986-87	1987-88
CBC	39.0201	Bible (Deleted 1987)	0	3	1	1	1
Total Degrees Conferred			0	3	1	1	1
HU	6.0201	Accounting	0	4	11	16	21
	13.1202	Education, Elementary	12	14	24	14	24
	13.1205	Education, Secondary	14	22	12	18	23
Total Degrees Conferred			26	40	47	48	68
OBU	13.1202	Elementary Education	48	52	22	27	19
	13.1205	Secondary Education	4	12	0	5	0
	13.1305	English Education	0	0	2	2	3
	13.1311	Mathematics Education	0	0	0	0	0
	13.1312	Music Edu. Instrumental	0	0	4	0	1
	13.1312	Music Education, Choral	4	1	0	2	2
	13.1315	Reading Education	-	-	5	5	6
	13.1316	Biological Science Edu.	0	0	0	0	1
	13.1316	Chemistry Education	1	0	0	0	0
	13.1317	Social Sciences Education	0	0	0	5	0
Total Degrees Conferred			57	65	33	46	32
GRAND TOTAL			83	108	81	95	101

APPENDIX B

DEGREES GRANTED AND OTHER FORMAL AWARDS CONFERRED
IN 1987-88 BY TWO-YEAR STATE INSTITUTIONS

TABLE B-1. CERTIFICATES CONFERRED BETWEEN JULY 1, 1987 AND JUNE 30, 1988 FOR TWO-YEAR STATE INSTITUTIONS

CIP Code	CIP Classification	ASUB	EACC	GCOC	MCCC	MACC	PCCC	RMCC	SAUE	SAUT	MCC	TOTAL
Agriculture & Agricultural Production												
1.0101	Agriculture	-	-	-	0	0	-	-	-	-	-	0
Subtotal												
Business and Management												
6.1701	Real Estate	-	-	0	-	-	-	-	-	-	-	0
Subtotal												
Business and Office												
7.0301	Business Data Processing & Related Programs	-	-	7	0	-	-	1	-	0	-	8
7.0303	Business Data Entry Equipment Operation	-	-	-	-	-	3	-	-	-	-	3
7.0401	Office Supervision & Management	-	0	1	-	-	-	-	-	-	-	1
7.0601	Secretarial & Related Programs	-	-	2	-	0	1	0	1	-	3	7
7.0605	Medical Secretarial	-	-	-	-	0	19	-	-	-	-	19
7.0606	Secretarial	-	-	-	-	-	-	-	-	-	-	-
7.0701	Typing, General Office & Related Programs	2	0	-	-	0	-	-	-	-	-	2
7.0702	Clerk-Typist	-	3	-	-	-	-	-	-	-	-	3
7.0705	General Office Clerk	-	-	2	-	-	-	-	-	-	-	2
7.0801	Word Processing	-	-	2	-	-	-	-	-	0	-	2
Subtotal												
2		3	14	0	0	23	1	1	1	0	3	47
Marketing and Distribution												
8.0301	Entrepreneurship	-	-	-	1	-	-	-	-	0	-	1
Subtotal												
Communication Technologies												
10.0104	Radio & Television Prod. & Broadcasting Tech.	-	-	0	-	-	-	-	-	-	-	0
Subtotal												
Consumer, Personal, & Miscellaneous Services												
12.0403	Cosmetology	-	-	-	-	-	9	-	-	-	-	9
Subtotal												
Engineering & Engineering-Related Technology												
15.0202	Drafting & Design Technology	-	-	2	-	-	-	-	-	-	-	2
15.0303	Electronic Technology	-	0	-	-	-	-	-	-	0	-	0
15.0399	Electrical & Electronic Technologies, Other	-	-	-	-	-	-	-	-	0	-	0
15.0403	Electromechanical Technology	-	-	-	-	0	-	-	-	-	-	0
15.0404	Instrumentation Technology	-	-	-	-	-	0	-	-	-	-	0
Subtotal												
-		0	2	-	-	0	0	-	-	0	-	2



cont.
 TABLE B-1. CERTIFICATES CONFERRED BETWEEN JULY 1, 1987 AND JUNE 30, 1988 FOR TWO-YEAR STATE INSTITUTIONS

CIP Code	CIP Classification	ASUB	EACC	GCCC	MCCC	NACC	PCCC	RMCC	SAUE	SAUT	WCC	TOTAL
Allied Health												
17.0205	Emergency Medical Technology - Ambulance	-	-	-	-	-	-	-	-	-	0	0
17.0206	Emergency Medical Technology - Paramedic	-	7	0	-	-	-	-	-	-	-	7
17.0211	Surgical Technology	-	-	-	-	-	-	-	-	-	7	7
17.0503	Medical Assisting	-	-	0	-	-	-	-	-	-	-	0
17.0506	Medical Records Technology	-	-	0	-	-	-	-	-	-	-	0
17.0602	Nursing Assisting	-	-	-	-	-	0	-	-	-	-	0
17.0605	Practical Nursing	-	-	0	-	-	0	13	-	-	8	21
Subtotal		-	7	0	-	-	0	13	-	-	15	35
Vocational Home Economics												
20.0202	Child Care Aide/Assisting	-	-	-	-	-	-	-	-	0	0	0
20.0401	Food Production, Management & Services	-	-	0	-	-	-	-	-	-	-	0
20.0406	Food Service	-	-	-	-	-	-	-	-	0	-	0
Subtotal		-	-	-	-	-	-	-	-	0	0	0
Protective Services												
43.0105	Criminal Justice Technology	-	1	1	0	-	-	-	-	-	-	2
43.0203	Firefighting	-	-	0	-	-	-	-	-	-	-	0
Subtotal		-	1	1	0	-	-	-	-	-	-	2
Construction Trades												
46.0201	Carpentry	-	-	-	-	-	-	0	-	-	0	0
46.0499	Miscellaneous Const. Trades & Prop. Maintenance	-	-	-	-	-	0	-	-	-	-	0
Subtotal		-	-	-	-	-	0	0	-	-	0	0
Mechanics and Repairers												
47.0104	Computer Electronics	-	-	-	-	-	1	-	-	-	0	1
47.0105	Industrial Electronics	-	-	-	-	-	4	-	-	-	23	27
47.0201	Heating, Air Con. & Refrigeration Mechanics	-	-	-	-	-	0	-	-	-	-	0
47.0301	Industrial Equipment Maintenance & Repair	-	-	-	-	-	0	-	-	-	-	0
47.0303	Industrial Machinery Maintenance & Repair	-	-	-	-	-	-	-	-	-	0	0
47.0601	Vehicle & Mobile Equipment Mechanics & Repairers	-	-	-	-	-	3	-	-	-	8	3
47.0604	Automotive Mechanics	-	-	-	-	-	0	0	-	-	8	8
47.0605	Diesel Engine Mechanics	-	-	-	-	-	-	0	-	-	-	0
Subtotal		-	-	-	-	-	8	0	-	-	31	39
Precision Production												
48.0101	Drafting	-	-	-	-	0	2	-	-	-	4	6
48.0105	Mechanical Drafting	-	0	-	-	-	-	-	-	-	-	0
48.0206	Lithography, Photography & Platemaking	-	-	-	-	-	2	-	-	-	-	2
48.0503	Machine Tool Operation/Machine Shop	-	-	-	-	-	-	2	-	-	6	8
48.0508	Welding	-	-	-	-	-	1	-	-	-	5	6
Subtotal		-	0	-	-	0	5	2	-	-	15	22

101

101

103

102

TABLE B-2. ASSOCIATE DEGREES CONFERRED BETWEEN JULY 1, 1987 AND JUNE 30, 1988 FOR TWO-YEAR STATE INSTITUTIONS

CIP Code	CIP Classification	ASUB	EACC	GCCC	MCCC	NACC	PCCC	RMCC	SAUE	SJST	WCC	TOTAL
Agribusness & Agricultural Production												
1.0101	Agriculture	-	-	-	0	0	-	-	-	-	-	0
1.0102	Agribusness	-	-	-	-	-	0	-	-	-	-	0
1.0501	Agricultural Services & Supplies	-	0	-	-	-	-	-	-	-	-	0
Subtotal												
		-	0	-	0	-	0	-	-	-	-	0
Business and Management												
6.0401	Business Administration & Management	-	-	-	-	-	-	-	-	8	-	8
6.1701	Real Estate	-	-	0	-	-	-	-	-	-	-	0
6.2001	Trade & Industrial Supervision & Management	-	-	-	2	-	-	-	-	-	-	2
Subtotal												
		-	-	0	2	-	-	-	-	8	-	10
Business and Office												
7.0101	Accounting, Bookkeeping & Related Programs	-	-	13	-	-	-	-	-	-	-	13
7.0102	Accounting & Computing	-	-	-	-	-	-	-	4	-	-	4
7.0201	Banking & Related Financial Programs	-	-	0	-	-	-	-	-	-	3	3
7.0301	Business Data Processing & Related Programs	0	2	4	5	0	10	5	-	-	11	37
7.0305	Business Data Programming	-	-	-	-	-	-	-	-	2	-	2
7.0601	Secretarial & Related Programs	-	5	2	4	5	15	4	3	1	12	51
7.0605	Medical Secretarial	-	-	-	-	0	-	-	-	-	-	0
7.0606	Secretarial	-	-	-	-	-	-	-	-	3	-	3
7.0801	Word Processing	-	-	3	-	-	-	-	-	-	-	3
7.9999	Business (Administrative Support), Other	-	-	-	-	-	-	-	1	-	-	1
Subtotal												
		0	7	22	9	5	25	9	8	6	26	117
Marketing and Distribution												
8.0201	Business & Personal Services Marketing	-	-	-	-	-	-	-	-	1	-	1
8.0301	Entrepreneurship	-	5	-	7	6	20	4	-	-	39	81
8.0901	Hospitality & Recreation Marketing	-	-	-	-	-	-	-	-	2	-	2
8.1101	Transportation & Travel Marketing	-	-	-	-	-	-	-	-	-	0	0
Subtotal												
		-	5	-	7	6	20	4	-	3	39	84
Consumer, Personal, & Miscellaneous Services												
12.0403	Cosmetology	-	-	-	-	-	0	-	-	-	-	0
Subtotal												
		-	-	-	-	-	0	-	-	-	-	0
Engineering & Engineering-Related Technology												
15.0303	Electronic Technology	-	0	11	1	3	-	-	-	21	21	57
15.0399	Electrical & Electronic Technology, Other	-	-	-	-	-	-	-	-	4	-	4
15.0401	Biomedical Equipment Technology	-	-	-	0	0	-	-	-	0	-	0
15.0402	Computer Servicing Technology	-	-	-	-	-	-	-	-	0	-	0
15.0403	Electromechanical Technology	-	-	-	5	5	-	-	-	3	-	8
15.0404	Instrumentation Technology	0	-	-	-	0	0	-	-	-	-	0
15.0505	Solar Heating & Cooling Technology	-	-	-	0	-	-	-	-	-	-	0
15.0603	Industrial Technology	-	-	-	4	-	-	-	-	0	-	4



cont. TABLE B-2. ASSOCIATE DEGREES CONFERRED BETWEEN JULY 1, 1987 AND JUNE 30, 1988 FOR TWO-YEAR STATE INSTITUTIONS

CIP Code	CIP Classification	ASUB	EACC	GCCC	MCCC	MACC	PCCC	RMCC	SAUE	SAUT	WCC	TOTAL
15.0702	Quality Control Technology	0	-	-	-	-	-	-	-	-	0	0
15.0805	Mechanical Design Technology	-	-	-	-	-	-	-	-	0	-	0
15.9999	Technology, Other	-	-	-	-	-	-	-	-	0	-	0
Subtotal		0	0	11	5	8	0	-	-	28	21	73
Allied Health												
17.0206	Emergency Medical Technology - Paramedic	-	3	1	-	-	-	-	-	-	-	4
17.0209	Radiologic (Medical) Technology	-	-	3	-	-	0	-	6	-	3	12
17.0309	Medical Laboratory Technology	-	-	1	-	-	6	-	8	-	-	15
17.0503	Medical Assisting	-	-	0	-	-	-	-	-	-	-	0
17.0506	Medical Records Technology	-	-	0	-	-	-	-	-	-	-	0
Subtotal		-	3	5	-	-	6	-	14	-	3	31
Health Sciences												
18.1101	Nursing	-	29	31	27	37	23	-	-	-	55	202
Subtotal		-	29	31	27	37	23	-	-	-	55	202
Vocational Home Economics												
20.0404	Dietetic Aide/Assisting	-	-	-	-	-	0	-	-	-	-	0
Subtotal		-	-	-	-	-	0	-	-	-	-	0
Industrial Arts												
21.0101	Industrial Arts	0	3	4	1	0	0	-	0	-	-	8
Subtotal		0	3	4	1	0	0	-	0	-	-	8
Liberal/General Studies												
24.0101	Liberal Arts & Sciences	122	53	52	62	98	18	27	36	4	113	585
24.0199	Liberal/General Studies, Other	-	-	-	5	-	-	-	-	-	-	5
Subtotal		122	53	52	67	98	18	27	36	4	113	590
Protective Services												
43.0105	Criminal Justice Technology	-	2	9	3	2	-	-	0	-	-	16
43.0107	Law Enforcement	-	-	-	-	-	-	-	-	-	2	2
43.0201	Fire Control & Safety Technology	-	-	-	-	-	-	-	-	-	0	0
43.0203	Firefighting	-	-	25	-	-	-	-	-	-	-	25
Subtotal		-	2	34	3	2	-	-	0	-	2	43
Public Affairs												
44.0701	Social Work	-	-	-	0	-	-	-	-	-	-	0
Subtotal		-	-	-	0	-	-	-	-	-	-	0

cont. TABLE B-2. ASSOCIATE DEGREES CONFERRED BETWEEN JULY 1, 1987 AND JUNE 30, 1988 FOR TWO-YEAR STATE INSTITUTIONS

CIP Code	CIP Classification	ASUB	EACC	GCCC	MCCC	NACC	PCCC	RMCC	SAUE	SAUT	MCC	TOTAL
Construction Trades												
46.0201	Carpentry	-	-	-	-	-	-	0	-	-	-	0
46.0499	Miscellaneous Const. & Prop. Maintenance	-	-	-	-	-	0	-	-	-	-	0
Subtotal		-	-	-	-	-	0	0	-	-	-	0
Mechanics and Repairers												
47.0103	Communication Electronics	-	-	-	-	0	-	-	-	-	-	0
47.0104	Computer Electronics	-	-	-	-	-	4	-	-	-	3	7
47.0105	Industrial Electronics	-	-	-	-	1	5	-	-	-	-	6
47.0201	Heating, Air Conditioning & Refrigeration Mech.	-	-	-	-	-	0	-	-	-	-	0
47.0301	Industrial Equipment Maintenance & Repair	-	-	-	-	-	0	-	-	-	-	0
47.0303	Industrial Machinery Maintenance & Repair	-	-	-	-	-	-	-	-	0	-	0
47.0601	Vehicle & Mobile Equipment Mechanics & Repairers	-	-	-	-	-	0	-	-	-	-	0
47.0604	Automotive Mechanics	-	0	-	-	-	0	2	-	-	4	6
47.0635	Diesel Engine Mechanics	-	-	-	-	-	-	1	-	-	-	1
47.0608	Aircraft Mechanics, Powerplant	-	-	-	-	-	0	-	-	5	-	5
Subtotal		-	0	-	-	1	9	3	-	5	7	25
Precision Production												
48.0101	Drafting	-	-	-	-	0	6	-	-	-	2	8
48.0102	Architectural Drafting	-	-	-	-	-	-	-	-	5	-	5
48.0105	Mechanical Drafting	-	0	-	-	-	-	-	-	-	-	0
48.0203	Commercial Art	-	-	5	-	-	-	-	-	5	-	10
48.0204	Commercial Photography	-	-	-	-	-	-	-	-	3	-	3
48.0206	Lithography, Photography & Platemaking	-	-	-	-	-	-	-	-	-	-	-
48.0503	Machine Tool Operation/Machine Shop	-	-	-	-	-	-	2	-	-	2	4
48.0508	Welding	-	-	-	-	-	3	-	-	-	3	6
Subtotal		-	0	5	-	0	9	2	-	13	7	36
Visual & Performing Arts												
50.0402	Graphic Design	-	-	-	-	-	-	-	-	0	-	0
50.0499	Design	-	-	-	-	-	-	-	-	0	-	0
Subtotal		-	-	-	-	-	-	-	-	0	-	0
TOTAL ASSOCIATE DEGREES		122	102	164	121	157	110	45	58	67	273	1,219



DEGREES GRANTED AND OTHER FORMAL AWARDS CONFERRED
IN 1987-88 BY FOUR-YEAR STATE INSTITUTIONS

TABLE B-3. CERTIFICATES CONFERRED BETWEEN JULY 1, 1987 AND JUNE 30, 1988 FOR FOUR-YEAR STATE INSTITUTIONS

CIP Code	CIP Classification	ASUU	ATU	HSU	SAUM	UAF	UALR	UAM	UAHS	UAPB	UCA	TOTAL
Business and Office												
7.0301	Business Data Processing & Related Programs	0	-	-	-	-	-	-	-	-	-	0
7.0601	Secretarial & Related Programs	0	-	-	-	-	-	-	-	-	-	0
Subtotal		0	-	-	-	-	-	-	-	-	-	0
Engineering & Engineering-Related Technology												
15.0301	Engineering Technology (Computer)	-	-	-	-	-	1	-	-	-	-	1
15.0701	Occupational Safety & Health Technology	-	-	-	-	-	0	-	-	-	-	0
Subtotal		-	-	-	-	-	1	-	-	-	-	1
Allied Health												
17.0102	Dental Hygiene	-	-	-	-	-	-	-	-	-	-	-
17.0206	Emergency Medical Technology - Paramedic	-	-	-	-	-	-	-	7	-	-	7
17.0209	Radiologic (Medical) Technology	-	-	-	-	-	-	-	-	-	-	-
17.0211	Surgical Technology	-	-	-	-	-	-	-	5	-	-	5
17.0306	Cytotechnology	-	-	-	-	-	-	-	3	-	-	3
Subtotal		-	-	-	-	-	-	-	15	-	-	15
Home Economics												
19.0705	Gerontological Services	-	-	-	-	-	-	-	-	0	-	0
Subtotal		-	-	-	-	-	-	-	-	0	-	0
Public Affairs												
44.0799	Social Work	-	-	-	-	-	-	-	-	-	-	-
Subtotal		-	-	-	-	-	-	-	-	-	-	-
TOTAL CERTIFICATES		0	-	-	-	-	1	-	15	0	-	16



TABLE B-4. ASSOCIATE DEGREES CONFERRED BETWEEN JULY 1, 1987 AND JUNE 30, 1988 FOR FOUR-YEAR STATE INSTITUTIONS

CIP Code	CIP Classification	ASUJ	ATU	HSU	SAUM	UAF	UALR	UAM	UAMS	UAPB	UCA	TOTAL
Agricultural Sciences												
2.0101	Agricultural Sciences	-	-	-	0	-	-	-	-	-	-	0
Subtotal												
Business and Office												
7.0301	Business Data Processing & Related Programs	3	-	-	-	-	-	2	-	-	-	5
7.0401	Office Supervision & Management	-	-	-	-	-	0	2	-	-	-	8
7.0601	Secretarial & Related Programs	5	5	4	-	6	-	-	-	-	12	32
7.0701	Typing, General Office & Related Programs	-	-	-	7	-	-	-	-	-	-	7
Subtotal												
Marketing and Distribution												
8.0301	Entrepreneurship	-	-	-	-	-	-	-	-	-	5	5
Subtotal												
Computer & Information Sciences												
11.0201	Computer Programming	-	-	-	-	-	4	-	-	-	-	4
Subtotal												
Education												
13.1003	Education of the Deaf & Hearing Impaired	-	-	-	-	-	6	-	-	-	-	6
13.1309	Industrial Arts Education	0	-	-	-	-	-	-	-	-	-	0
13.1320	Trade & Industrial Education	-	-	-	-	-	-	-	-	-	0	0
Subtotal												
Engineering												
14.0101	Engineering	-	-	-	-	-	-	-	-	-	-	-
Subtotal												
Engineering & Engineering-Related Technology												
15.0101	Architectural Design & Construction Technology	-	-	-	-	-	1	-	-	-	-	1
15.0201	Civil Technology	-	-	-	-	-	1	-	-	-	-	1
15.0203	Surveying & Mapping Technology	-	-	-	-	-	6	-	-	-	-	6
15.0303	Electronic Technology	-	-	-	-	-	3	-	-	-	-	3
15.0401	Biomedical Equipment Technology	-	-	-	-	-	-	0	-	-	-	0
15.0603	Industrial Technology	-	-	-	1	-	1	-	-	0	-	2
15.0805	Mechanical Design Technology	-	-	-	-	-	1	-	-	-	-	1
15.0999	Mining & Petroleum Technologies, Other	-	0	-	-	-	-	-	-	-	-	0
Subtotal												
Allied Health												
17.0102	Dental Hygiene	-	0	-	1	-	13	-	0	0	-	14
17.0206	Emergency Medical Technology - Paramedic	-	-	-	-	-	-	-	7	-	-	7
Subtotal												



cont. TABLE B-4. ASSOCIATE DEGREES CONFERRED BETWEEN JULY 1, 1987 AND JUNE 30, 1988 FOR FOUR-YEAR STATE INSTITUTIONS

CIP Code	CIP Classification	ASUU	ATU	HSU	SAUM	UAF	UALR	UAM	UAMS	UAPB	UCA	TOTAL
17.0209	Radiologic (Medical) Technology	11	-	-	-	-	-	-	0	-	-	11
17.0210	Respiratory Therapy Technology	-	-	-	-	-	-	-	0	-	-	0
17.0211	Surgical Technology	-	-	-	-	-	-	-	4	-	-	4
17.0309	Medical Laboratory Technology	5	-	-	-	-	-	-	-	-	-	5
17.0503	Medical Assisting	-	2	-	-	-	-	-	-	-	-	2
17.0815	Physical Therapy Assisting	-	-	-	-	-	-	-	-	-	6	6
	Subtotal	16	2	-	-	-	-	-	15	-	6	39
Health Sciences												
18.1101	Nursing	46	-	-	24	42	61	23	0	-	-	196
	Subtotal	46	-	-	24	42	61	23	0	-	-	196
Vocational Home Economics												
20.0201	Child Care & Guidance Management & Services	-	-	2	-	-	-	-	-	-	0	2
	Subtotal	-	-	2	-	-	-	-	-	-	0	2
Industrial Arts												
21.0101	Industrial Arts	-	-	-	-	-	1	-	-	-	-	1
	Subtotal	-	-	-	-	-	1	-	-	-	-	1
Liberal/General Studies												
24.0101	Liberal Arts & Sciences	3	5	-	2	-	33	-	-	-	-	43
	Subtotal	3	5	-	2	-	33	-	-	-	-	43
Protective Services												
43.0105	Criminal Justice Technology	-	-	-	-	-	-	-	-	3	-	3
43.0107	Law Enforcement	3	-	-	-	-	4	-	-	-	-	7
	Subtotal	3	-	-	-	-	4	-	-	3	-	10
TOTAL ASSOCIATE DEGREES		76	12	6	34	48	128	27	15	3	23	372

TABLE B-5. BACHELOR'S DEGREES CONFERRED BETWEEN JULY 1, 1987 AND JUNE 30, 1988 FOR FOUR-YEAR STATE INSTITUTIONS

CIP Code	CIP Classification	ASUJ	ATU	HSU	SAUM	UAF	UALR	UAM	UAMS	UAPB	UCA	TOTAL
Agriculture and Agricultural Production												
1.0101	Agricultural Business & Management	-	-	-	6	-	-	-	-	-	-	6
1.0102	Agricultural Business	23	22	-	-	26	-	-	-	-	-	71
1.0103	Agricultural Economics	-	-	-	-	1	-	-	-	10	-	11
1.0201	Agricultural Mechanics	-	-	-	-	1	-	-	-	-	-	1
1.0603	Ornamental Horticulture	-	-	-	-	2	-	-	-	-	-	2
1.9999	Agriculture & Agricultural Production	-	-	-	-	0	-	-	-	-	-	0
Subtotal		23	22	-	6	30	-	-	-	10	-	91
Agricultural Sciences												
2.0101	Agricultural Sciences	1	-	-	-	-	-	14	-	-	-	15
2.0201	Animal Sciences	2	-	-	-	28	-	-	-	0	-	30
2.0204	Animal Nutrition	-	-	-	-	-	-	-	-	-	-	-
2.0206	Dairy	-	-	-	-	2	-	-	-	-	-	2
2.0209	Poultry	-	-	-	-	13	-	-	-	-	-	13
2.0299	Animal Sciences	-	-	-	-	1	-	-	-	-	-	1
2.0301	Food Sciences	-	-	-	-	9	-	-	-	-	-	9
2.0401	Plant Sciences	7	-	-	-	-	-	-	-	-	-	7
2.0402	Agronomy	-	-	-	-	6	-	-	-	6	-	12
2.0403	Horticulture Science	-	-	-	-	3	-	-	-	-	-	3
2.0408	Plant Protection (Pest Management)	-	-	-	-	1	-	-	-	-	-	1
2.0501	Soil Sciences	-	-	-	-	1	-	-	-	-	-	1
Subtotal		10	-	-	-	64	-	14	-	6	-	94
Renewable Natural Resources												
3.0101	Renewable Natural Resources	-	-	-	-	0	-	-	-	-	-	0
3.0301	Fishing & Fisheries	-	-	-	-	-	-	-	-	1	-	1
3.0501	Forestry & Related Sciences	-	-	-	-	-	-	14	-	-	-	14
3.0601	Wildlife Management	3	12	-	-	-	-	2	-	-	-	17
Subtotal		3	12	-	-	0	-	16	-	1	-	32
Area and Ethnic Studies												
4.0101	Architecture & Environmental Design	-	-	-	-	2	-	-	-	-	-	2
4.0201	Architecture	-	-	-	-	38	-	-	-	-	-	38
4.0601	Landscape Architecture	-	-	-	-	1	-	-	-	-	-	1
Subtotal		-	-	-	-	41	-	-	-	-	-	41
Business and Management												
6.0101	Business & Management	0	-	64	14	30	29	24	-	-	44	205
6.0201	Accounting	47	26	20	21	73	55	21	-	30	49	342
6.0301	Banking & Finance	37	-	-	14	93	34	-	-	-	18	196
6.0401	Business Administration & Management	91	74	-	15	43	33	9	-	47	26	338
6.0501	Business Economics	1	-	-	-	4	5	-	-	-	-	10
6.0701	Hotel/Hotel Management	-	4	-	-	-	-	-	-	-	-	4
6.0705	Transportation Management	-	-	-	-	9	-	-	-	-	-	9
6.0801	Insurance & Risk Management	-	-	-	-	9	-	-	-	-	-	9



cont.
 TABLE B-5. BACHELOR'S DEGREES CONFERRED BETWEEN JULY 1, 1987 AND JUNE 30, 1988 FOR FOUR-YEAR STATE INSTITUTIONS

CIP Code	CIP Classification	ASUJ	ATU	HSU	SAUM	UAF	UALR	UAM	UAHS	UAPB	UCA	TOTAL
6.0901	International Business Management	0	-	-	-	-	-	-	-	-	-	0
6.1302	Operations Research (Quantitative Methods)	-	0	-	-	-	4	-	-	-	-	4
6.1401	Marketing Management	53	-	-	15	132	33	11	-	-	67	311
6.1601	Personnel Management	-	-	-	-	27	-	-	-	-	-	27
6.1701	Real Estate	8	-	-	-	27	-	-	-	-	-	35
6.2001	Trade & Industrial Supervision & Management	-	-	-	3	5	-	-	-	-	-	8
6.9999	Business & Management, Other	-	-	-	-	15	-	-	-	-	-	15
Subtotal		237	104	84	82	467	193	65	-	77	204	1,513
Business and Office												
7.0301	Business Data Processing & Related Programs	-	-	5	14	-	3	-	-	-	14	36
7.0401	Office Supervision & Management	-	3	-	1	1	-	2	-	-	-	7
7.0601	Secretarial & Related Programs	10	-	-	-	-	2	-	-	-	13	25
Subtotal		10	3	5	15	1	5	2	-	-	27	68
Communications												
9.0101	Communications	-	-	-	-	63	17	-	-	-	-	80
9.0201	Advertising	-	-	-	-	-	1	-	-	-	-	1
9.0401	Journalism (Mass Communications)	26	4	5	11	52	23	-	-	-	0	121
9.0701	Radio/Television	0	-	-	-	-	19	-	-	-	-	49
Subtotal		56	4	5	11	115	60	-	-	-	-	251
Computer & Information Sciences												
11.0101	Computer & Information Sciences	30	14	2	0	17	34	12	-	18	24	151
11.0301	Data Processing	32	-	-	-	49	-	-	-	-	-	81
Subtotal		62	14	2	0	66	34	12	-	18	24	232
Education												
13.0501	Educational Media	-	-	-	-	-	-	-	-	-	-	-
13.1001	Special Education	19	-	-	-	-	-	-	-	2	10	31
13.1003	Education of the Deaf & Hearing Impaired	-	-	-	-	-	3	-	-	-	-	3
13.1006	Education of the Mentally Handicapped	-	-	-	-	-	-	-	-	-	-	-
13.1008	Education of the Physically Handicapped	-	-	-	-	-	-	-	-	-	-	-
13.1012	Speech Correction	-	-	-	-	-	-	-	-	-	5	5
13.1099	Special Education, Other	-	-	-	-	15	-	-	-	-	0	15
13.1201	Adult & Continuing Education	-	-	-	-	-	0	-	-	-	-	0
13.1202	Elementary Education	110	72	45	46	96	47	37	-	23	45	521
13.1204	Pre-Elementary Education	62	-	-	-	-	-	-	-	1	35	98
13.1205	Secondary Education	-	-	-	-	2	-	-	-	-	-	2
13.1301	Agricultural Education	5	-	-	6	9	-	-	-	0	-	20
13.1302	Art Education	6	2	5	2	1	0	0	-	5	3	24
13.1303	Business Education	7	5	8	4	6	6	2	-	6	7	51
13.1305	English Education	11	3	5	2	13	5	0	-	0	10	49
13.1306	Foreign Languages Education	1	2	2	6	5	1	-	-	-	2	18
13.1307	Health Education	-	-	-	-	5	17	-	-	-	11	33

120



cont. TABLE B-5. BACHELOR'S DEGREE CONFERRED BETWEEN JULY 1, 1987 AND JUNE 30, 1988 FOR FOUR-YEAR STATE INSTITUTIONS

CIP Code	CIP Classification	ASUU	ATU	HSU	SAUM	UAF	UALR	UAM	UAMS	UAPB	UCA	TOTAL
13.1308	Home Economics Education	-	-	1	-	4	-	-	-	2	4	11
13.1309	Industrial Arts Education	-	-	-	-	2	-	-	-	-	5	7
13.1310	Marketing & Distributive Education	-	-	-	-	-	-	-	-	-	0	0
13.1311	Mathematics Education	5	5	3	4	16	2	0	-	3	7	45
13.1312	Music Education	12	10	9	0	13	3	0	-	5	10	62
13.1314	Physical Education	31	16	19	13	35	8	18	-	1	32	173
13.1316	Science Education	9	1	8	1	20	4	0	-	3	5	51
13.1317	Social Science Education	22	-	9	-	-	-	-	-	1	-	32
13.1318	Social Studies Education	-	6	-	7	20	1	0	-	-	5	39
13.1320	Trade & Industrial Education	-	-	-	-	-	-	-	-	0	-	0
13.1399	Teacher Education, Specific Subject Areas	-	1	3	5	5	1	0	-	-	1	16
13.9999	Education, Other	1	-	-	-	-	-	-	-	-	-	1
Subtotal		301	123	117	95	267	98	57	-	52	197	1,307
Engineering												
14.0101	Engineering	10	5	-	-	-	-	-	-	-	-	15
14.0301	Agricultural Engineering	6	-	-	-	5	-	-	-	-	-	11
14.0701	Chemical Engineering	-	-	-	-	32	-	-	-	-	-	32
14.0801	Civil Engineering	-	-	-	-	38	-	-	-	-	-	38
14.0901	Computer Engineering	-	-	-	-	23	-	-	-	-	-	23
14.1001	Electrical, Electronics & Communications Eng.	-	-	-	-	74	-	-	-	-	-	74
14.1201	Engineering Physics	-	-	-	-	-	-	-	-	-	-	-
14.1701	Industrial Engineering	-	-	-	-	25	-	-	-	-	-	25
14.1901	Mechanical Engineering	-	-	-	-	53	-	-	-	-	-	53
Subtotal		16	5	-	-	250	-	-	-	-	-	271
Engineering & Engineering-Related Technology												
15.0101	Architectural Design & Construction Technology	-	-	-	-	-	6	-	-	-	-	6
15.0201	Civil Technology	-	-	-	-	-	0	-	-	-	-	0
15.0301	Computer Technology	-	-	-	-	-	6	-	-	-	-	6
15.0303	Electronic Technology	-	-	-	-	-	1	-	-	12	2	15
15.0603	Industrial Technology	-	-	-	-	-	9	-	-	-	-	9
15.0805	Mechanical Design Technology	-	-	-	-	-	-	-	-	-	-	-
Subtotal		-	-	-	-	-	22	-	-	12	2	36
Foreign Languages												
16.0101	Foreign Languages, Multiple Emphasis	-	0	-	-	-	-	-	-	-	-	0
16.0501	German	-	-	-	-	2	-	-	-	-	-	2
16.0901	French	0	-	-	-	1	1	-	-	-	-	3
16.0905	Spanish	0	-	1	0	3	4	-	-	-	1	9
Subtotal		0	0	1	0	6	5	-	-	-	2	14
Allied Health												
17.0102	Dental Hygiene	-	-	-	-	-	-	-	19	-	-	19
17.0208	Nuclear Medical Technology	-	-	-	-	-	-	-	4	-	-	4

cont.
 TABLE B-5. BACHELOR'S DEGREES CONFERRED BETWEEN JULY 1, 1987 AND JUNE 30, 1988 FOR FOUR-YEAR STATE INSTITUTIONS

CIP Code	CIP Classification	ASUJ	ATU	HSU	SAUM	UAF	UALR	UAM	UAMS	UAPB	UCA	TOTAL
17.0209	Radiologic (Medical) Technology	-	-	-	-	-	-	-	9	-	11	20
17.0310	Medical Technology	-	-	1	2	-	-	-	-	-	-	4
17.0807	Occupational Therapy	-	-	-	-	-	-	-	-	-	25	25
17.0813	Physical Therapy	-	-	-	-	-	-	-	-	-	32	32
17.0818	Respiratory Therapy	-	-	-	-	-	-	-	-	-	4	4
Subtotal		-	-	1	2	-	-	-	32	-	73	108
Health Sciences												
18.0102	Speech Pathology	12	-	-	-	-	-	-	-	-	-	12
18.0103	Speech-Language Pathology/Audiology	-	-	5	-	11	6	-	-	-	8	30
18.0701	Health Services Administration	4	-	-	-	-	-	-	-	-	-	4
18.0703	Medical Records Administration	-	6	-	-	-	-	-	-	-	-	6
18.0901	Medical Laboratory	9	0	-	-	-	-	-	16	-	-	25
18.1101	Nursing	39	14	22	-	-	-	4	97	22	27	225
18.1401	Pharmacy	-	-	-	-	-	-	-	60	-	-	60
18.i801	Pre-Medicine	-	-	-	-	4	-	-	-	-	-	4
18.9999	Health Sciences, Other	-	-	-	-	-	8	-	-	-	-	8
Subtotal		64	20	27	-	15	14	4	173	22	35	374
Home Economics												
19.0101	Home Economics	-	-	4	-	1	-	-	-	-	8	13
19.0501	Food Sciences & Human Nutrition	-	-	-	-	8	-	-	-	-	-	8
19.0503	Dietetics/Human Nutritional Services	-	-	-	-	-	-	-	-	1	-	1
19.0601	Human Environment & Housing	-	-	-	-	11	-	-	-	-	-	11
19.0701	Individual & Human Development	-	-	-	-	5	-	-	-	2	-	7
19.0705	Gerontological Services	-	-	-	-	-	-	-	-	1	-	1
19.0901	Textiles & Clothing	-	-	-	-	23	-	-	-	-	-	23
19.0902	Fashion Design	-	-	-	-	-	-	-	-	7	-	7
Subtotal		-	-	4	-	48	-	-	-	11	8	71
Letters												
23.0101	English	5	3	3	2	25	28	1	-	2	15	84
23.0201	Classics	-	-	-	-	2	-	-	-	-	-	2
23.0501	Creative Writing	-	1	-	-	-	-	-	-	-	-	1
23.1001	Speech, Debate & Forensics	3	1	4	-	-	-	4	-	12	12	36
23.1101	Technical & Business Writing	-	-	-	-	-	5	-	-	-	-	5
Subtotal		8	5	7	2	27	33	5	-	14	27	128
Liberal/General Studies												
24.0101	Liberal Arts & Sciences	2	-	-	-	-	33	-	-	-	-	35
Subtotal		2	-	-	-	-	33	-	-	-	-	35
Life Sciences												
26.0101	Biology	2	6	15	6	-	22	6	-	13	18	88

cont.
TABLE B-5. BACHELOR'S DEGREES CONFERRED BETWEEN JULY 1, 1987 AND JUNE 30, 1988 FOR FOUR-YEAR STATE INSTITUTIONS

CIP Code	CIP Classification	ASUJ	ATU	HSU	SAUM	UAF	UALR	UAM	UAMS	UAPB	UCA	TOTAL
26.0301	Botany	0	-	-	-	1	-	-	-	-	-	1
26.0501	Microbiology	-	-	-	-	16	-	-	-	-	-	16
26.0701	Zoology	16	-	-	-	29	-	-	-	-	-	45
26.0702	Entomology	-	-	-	-	-	-	-	-	-	-	-
26.9999	Life Sciences, Other	-	1	-	-	-	-	-	-	-	-	1
	Subtotal	18	7	15	6	46	22	6	-	13	18	151
Mathematics												
27.0101	Mathematics	6	9	2	2	12	4	1	-	0	3	39
	Subtotal	6	9	2	2	12	4	1	-	0	3	39
Multi/Interdisciplinary Studies												
30.0101	Biological & Physical Sciences	-	-	-	1	5	-	-	-	-	7	13
30.0401	Humanities & Social Sciences	-	-	-	-	-	5	-	-	-	-	5
30.0701	Women's Studies	-	-	0	-	-	-	-	-	-	-	0
30.9999	Multi/Interdisciplinary Studies, Other	-	-	-	4	-	-	-	-	-	-	4
	Subtotal	-	-	0	5	5	5	-	-	-	7	22
Parks & Recreation												
31.0101	Parks & Recreation	-	-	-	-	-	-	-	-	7	-	7
31.0201	Outdoor Recreation	-	2	-	-	-	-	-	-	-	-	2
31.0301	Parks & Recreation Management	-	6	3	-	-	-	-	-	-	-	9
	Subtotal	-	8	3	-	-	-	-	-	7	-	18
Philosophy & Religion												
38.0101	Philosophy	4	-	-	-	6	1	-	-	-	1	12
	Subtotal	4	-	-	-	6	1	-	-	-	1	12
Physical Sciences												
40.0101	Physical Sciences	-	1	-	-	-	-	1	-	-	0	2
40.0501	Chemistry	5	4	1	3	10	10	1	-	3	6	43
40.0601	Geology	-	6	-	-	5	-	2	-	-	-	13
40.0703	Earth Science	-	-	-	-	1	-	-	-	-	-	1
40.0801	Physics	3	-	3	0	2	1	4	-	1	3	17
40.0899	Physics, Other	-	-	-	2	-	-	-	-	-	-	2
	Subtotal	8	11	4	5	18	11	8	-	4	9	78
Psychology												
42.0101	Psychology	14	7	6	5	34	47	6	-	8	11	138
	Subtotal	14	7	6	5	34	47	6	-	8	11	138

cont. TABLE B-5. BACHELOR'S DEGREES CONFERRED BETWEEN JULY 1, 1987 AND JUNE 30, 1988 FOR FOUR-YEAR STATE INSTITUTIONS

CIP Code	CIP Classification	ASUJ	ATU	HSU	SAUM	UAF	UALR	UAM	UAMS	UAPB	UCA	TOTAL
Protective Services												
43.0104	Criminal Justice Studies	-	-	-	-	13	41	-	-	9	-	63
Subtotal		-	-	-	-	13	41	-	-	9	-	63
Public Affairs												
44.0201	Community Services	-	-	-	0	-	-	-	-	-	-	0
44.0401	Public Administration	-	-	3	-	3	-	-	-	-	6	12
44.0701	Social Work	22	-	12	1	12	-	-	-	10	-	57
44.0702	Medical Social Work	-	6	-	-	-	-	-	-	-	-	6
44.0799	Social Work, Other	-	-	-	-	-	-	-	-	-	-	-
Subtotal		22	6	15	1	15	-	-	-	10	6	75
Social Sciences												
45.0101	Social Sciences	-	-	-	-	-	-	2	-	-	-	2
45.0201	Anthropology	-	-	-	-	5	-	-	-	-	-	5
45.0401	Criminology	11	-	-	-	-	-	-	-	-	-	11
45.0601	Economics	1	7	-	1	1	-	-	-	1	3	14
45.0701	Geography	0	-	-	-	6	-	-	-	-	-	6
45.0801	History	2	26	4	5	15	13	1	-	1	7	74
45.1001	Political Science & Government	11	-	2	0	31	16	5	-	5	7	77
45.1101	Sociology	3	1	12	2	1	17	-	-	2	9	47
45.1201	Urban Studies	2	-	-	-	-	-	-	-	-	-	2
Subtotal		30	34	18	8	59	46	8	-	9	32	244
Precision Production												
48.0201	Graphic & Printing Communications	9	-	-	-	-	-	-	-	-	-	9
Subtotal		9	-	-	-	-	-	-	-	-	-	9
Transportation & Material Moving												
49.0102	Airplane Piloting & Navigation (Commercial)	-	-	13	-	-	-	-	-	-	-	13
Subtotal		-	-	13	-	-	-	-	-	-	-	13
Visual & Performing Arts												
50.0301	Dance	-	-	-	-	1	-	-	-	-	-	1
50.0402	Graphic Design	11	-	4	-	-	-	-	-	-	-	15
50.0501	Dramatic Arts	3	-	-	0	4	6	-	-	-	-	12
50.0602	Cinematography/Film	-	-	-	-	0	-	-	-	-	-	0
50.0701	Fine Arts	5	8	0	-	14	22	2	-	-	11	62
50.0708	Painting	-	-	0	0	-	-	-	-	-	-	0
50.0901	Music	1	2	-	0	-	4	2	-	-	-	9
50.0903	Music Performance	0	-	1	-	7	0	-	-	-	1	9
50.0904	Music Theory & Composition	-	-	0	-	-	-	-	-	-	-	0
Subtotal		20	10	5	0	26	31	4	-	-	12	108
TOTAL BACHELOR'S DEGREES		923	404	334	245	1,631	705	208	205	283	698	5,636

128

127

TABLE B-6. POST-BACCALAUREATE CERTIFICATES CONFERRED BETWEEN JULY 1, 1987 AND JUNE 30, 1988 FOR FOUR-YEAR STATE INSTITUTIONS

CIP Code	CIP Classification	ASUJ	ATU	HSU	SAUM	UAF	UALR	UAH	UAHS	UAPB	UCA	TOTAL
	Health Sciences											
	18.1105 Nurse Practitioner	-	-	-	-	-	-	-	0	-	-	0
	Subtotal	-	-	-	-	-	-	-	0	-	-	0
	Home Economics											
	19.0503 Dietetics/Human Nutritional Services	-	-	-	-	-	-	-	14	-	-	14
	Subtotal	-	-	-	-	-	-	-	14	-	-	14
	TOTAL POST-BACCALAUREATE CERTIFICATES	-	-	-	-	-	-	-	14	-	-	14

TABLE B-7. MASTER'S DEGREES CONFERRED BETWEEN JULY 1, 1987 AND JUNE 30, 1988 FOR FOUR-YEAR STATE INSTITUTIONS

CIP Code	CIP Classification	ASUJ	ATU	HSU	SAUM	UAF	UALR	UAM	UAMS	UAPB	UCA	TOTAL
Agriculture & Agricultural Production												
1.0103	Agricultural Economics	-	-	-	-	10	-	-	-	-	-	10
1.0199	Agricultural Business & Management, Other	-	-	-	-	0	-	-	-	-	-	0
1.0301	Agricultural Production	-	-	-	-	8	-	-	-	-	-	8
Subtotal		-	-	-	-	18	-	-	-	-	-	18
Agricultural Sciences												
2.0101	Agricultural Sciences	13	-	-	-	-	-	-	-	-	-	13
2.0201	Animal Sciences	-	-	-	-	13	-	-	-	-	-	13
2.0301	Food Sciences	-	-	-	-	6	-	-	-	-	-	6
2.0402	Agronomy	-	-	-	-	11	-	-	-	-	-	11
2.0403	Horticulture Science	-	-	-	-	3	-	-	-	-	-	3
Subtotal		13	-	-	-	33	-	-	-	-	-	46
Business and Management												
6.0101	Business & Management	-	-	6	-	-	-	-	-	-	-	6
6.0201	Accounting	0	-	-	-	9	-	-	-	-	-	9
6.0401	Business Administration & Management	25	-	-	-	41	17	-	-	-	18	101
6.0901	International Business Management	0	-	-	-	-	-	-	-	-	-	0
6.1302	Operations Research (Quantitative Methods)	-	-	-	-	0	-	-	-	-	-	0
Subtotal		25	-	6	-	50	17	-	-	-	18	116
Communications												
9.0101	Communications	-	-	-	-	7	-	-	-	-	-	7
9.0401	Journalism (Mass Communications)	6	-	-	-	-	3	-	-	-	-	9
9.0701	Radio/Television	5	-	-	-	-	-	-	-	-	-	5
9.9999	Communications, Other	-	-	-	-	-	3	-	-	-	-	3
Subtotal		11	-	-	-	7	6	-	-	-	-	24
Computer & Information Sciences												
11.0101	Computer & Information Sciences	5	-	-	-	13	-	-	-	-	-	18
11.0401	Information Sciences & Systems	0	-	-	-	-	-	-	-	-	-	0
Subtotal		5	-	-	-	13	-	-	-	-	-	18
Education												
13.0101	Education	-	-	-	-	3	-	-	-	-	-	3
13.0401	Education Administration	-	-	-	-	40	1	-	-	-	-	53
13.0405	Elementary & Secondary Education Administration	32	-	13	-	-	-	-	-	-	-	57
13.0406	Higher Education Administration	-	-	-	-	1	-	-	-	-	-	1
13.0499	Education Administration, Other	4	-	-	-	-	-	-	-	-	-	4
13.0501	Educational Media	-	10	-	-	7	-	-	-	-	-	39
13.1001	Special Education	4	-	4	-	28	17	-	-	-	-	75
13.1004	Education of the Gifted & Talented	3	10	-	-	-	41	-	-	-	-	54
13.1005	Education of the Emotionally Handicapped	4	-	-	-	-	-	-	-	-	-	4
13.1006	Education of the Mentally Handicapped	-	-	-	-	-	-	-	-	-	-	-

cont.

TABLE B-7. MASTER'S DEGREES CONFERRED BETWEEN JULY 1, 1987 AND JUNE 30, 1988 FOR FOUR-YEAR STATE INSTITUTIONS

CIP Code	CIP Classification	ASUJ	ATU	HSU	SAUM	UAF	UALR	UAM	UAMS	UAPB	UCA	TOTAL
13.1007	Education of the Multiple Handicapped	8	-	-	1	-	-	-	-	-	-	9
13.1008	Education of the Physically Handicapped	-	-	-	-	-	-	-	-	-	-	0
13.1011	Specific Learning Disabilities	-	-	-	-	-	-	-	-	-	0	0
13.1012	Speech Correction	-	-	-	-	-	-	-	-	-	18	18
13.1101	Student Counseling & Personnel Services	45	-	25	11	35	2	-	-	-	17	135
13.1201	Adult & Continuing Education	-	-	-	-	2	3	-	-	-	-	5
13.1202	Elementary Education	20	20	4	9	38	20	-	-	-	4	115
13.1204	Pre-Elementary Education	18	-	2	-	-	-	-	-	-	6	26
13.1205	Secondary Education	-	-	-	-	15	7	-	-	-	-	22
13.1299	Teacher Education, General Programs, Other	11	-	-	-	-	-	-	-	-	-	11
13.1301	Agricultural Education	2	-	-	-	-	-	-	-	-	-	2
13.1302	Art Education	-	-	2	-	-	-	-	-	-	-	2
13.1303	Business Education	14	-	2	1	-	-	-	-	-	6	23
13.1305	English Education	0	4	5	-	-	-	-	-	-	2	11
13.1306	Foreign Languages Education	-	-	0	-	-	-	-	-	-	0	0
13.1307	Health Education	-	-	-	-	5	-	-	-	-	3	8
13.1308	Home Economics Education	-	-	-	-	-	-	-	-	-	7	7
13.1309	Industrial Arts Education	-	-	-	-	-	-	-	-	-	0	0
13.1311	Mathematics Education	1	4	0	1	5	1	-	-	-	0	14
13.1312	Music Education	4	1	2	-	1	-	-	-	-	5	13
13.1314	Physical Education	4	3	6	1	26	-	-	-	-	6	46
13.1315	Reading Education	17	-	7	1	-	-	-	-	-	6	31
13.1316	Science Education	1	1	0	1	-	-	-	-	-	2	5
13.1317	Social Science Education	0	-	0	-	-	-	-	-	-	-	0
13.1318	Social Studies Education	-	5	-	-	-	-	-	-	-	0	5
13.1320	Trade & Industrial Education	-	-	-	-	22	-	-	-	-	-	22
13.1399	Teacher Education, Specific Subject Areas, Other	-	-	1	-	-	-	-	-	-	-	1
Subtotal		192	58	73	26	228	92	-	-	-	152	821
Engineering												
14.0101	Engineering	-	-	-	-	4	-	-	-	-	-	4
14.0301	Agricultural Engineering	-	-	-	-	2	-	-	-	-	-	2
14.0701	Chemical Engineering	-	-	-	-	8	-	-	-	-	-	8
14.0801	Civil Engineering	-	-	-	-	6	-	-	-	-	-	6
14.0901	Computer Engineering	-	-	-	-	3	-	-	-	-	-	3
14.1001	Electrical, Electronics & Communications Eng.	-	-	-	-	12	-	-	-	-	-	12
14.1401	Environmental Health Engineering	-	-	-	-	0	-	-	-	-	-	0
14.1701	Industrial Engineering	-	-	-	-	146	-	-	-	-	-	146
14.1901	Mechanical Engineering	-	-	-	-	7	-	-	-	-	-	7
Subtotal		-	-	-	-	188	-	-	-	-	-	188
Engineering & Engineering-Related Technology												
15.0404	Instrumentation Technology	-	-	-	-	2	-	-	-	-	-	2
Subtotal		-	-	-	-	2	-	-	-	-	-	2

cont.
 TABLE B-7. MASTER'S DEGREES CONFERRED BETWEEN JULY 1, 1987 AND JUNE 30, 1988 FOR FOUR-YEAR STATE INSTITUTIONS

CIP Code	CIP Classification	ASUJ	ATU	HSU	SAUM	UAF	UALR	UAM	UAMS	UAPB	UCA	TOTAL
Foreign Languages												
16.0501	German	-	-	-	-	1	-	-	-	-	-	1
16.0901	French	-	-	-	-	2	-	-	-	-	-	2
16.0905	Spanish	-	-	-	-	2	-	-	-	-	-	2
16.9999	Foreign Languages, Other	-	-	-	-	1	-	-	-	-	-	1
	Subtotal	-	-	-	-	6	-	-	-	-	-	6
Allied Health												
17.0407	Rehabilitation Counseling	-	-	-	-	15	4	-	-	-	-	19
	Subtotal	-	-	-	-	15	4	-	-	-	-	19
Health Sciences												
18.0102	Speech Pathology	14	-	-	-	-	-	-	-	-	-	14
18.0103	Speech-Language Pathology/Audiology	-	-	-	-	7	-	-	19	-	-	26
18.0701	Health Services Administration	-	-	-	-	-	6	-	-	-	-	6
18.1101	Nursing	-	-	-	-	-	-	-	23	-	8	31
18.1401	Pharmacy	-	-	-	-	-	-	-	2	-	-	2
	Subtotal	14	-	-	-	7	6	-	44	-	8	79
Home Economics												
19.0101	Home Economics	-	-	-	-	3	-	-	-	-	-	3
	Subtotal	-	-	-	-	3	-	-	-	-	-	3
Vocational Home Economics												
20.0203	Child Care Management	0	-	-	-	-	-	-	-	-	-	0
	Subtotal	0	-	-	-	-	-	-	-	-	-	0
Law												
22.0199	Law, Other	-	-	-	-	11	-	-	-	-	-	11
	Subtotal	-	-	-	-	11	-	-	-	-	-	11
Letters												
23.0101	English	4	-	-	-	3	-	-	-	-	7	14
23.0301	Comparative Literature	-	-	-	-	1	-	-	-	-	-	1
23.0501	Creative Writing	-	-	-	-	7	-	-	-	-	-	7
23.1001	Speech, Debate & Forensics	1	-	-	-	-	-	-	-	-	-	1
23.1101	Technical & Business Writing	-	-	-	-	-	1	-	-	-	-	1
	Subtotal	6	-	-	-	11	1	-	-	-	7	24
Liberal/General Studies												
24.0101	Liberal Arts & Sciences	0	-	-	-	-	-	-	-	-	-	0
	Subtotal	0	-	-	-	-	-	-	-	-	-	0

cont.
 TABLE B-7. MASTER'S DEGREES CONFERRED BETWEEN JULY 1, 1987 AND JUNE 30, 1988 FOR FOUR-YEAR STATE INSTITUTIONS

CIP Code	CIP Classification	ASUJ	ATU	HSU	SAUM	UAF	UALR	UAH	UAMS	UAPB	UCA	TOTAL
Library & Archival Sciences												
25.0401	Library Science	-	-	-	-	-	4	-	-	-	-	4
Subtotal		-	-	-	-	-	4	-	-	-	-	4
Life Sciences												
26.0101	Biology	5	-	0	-	-	-	-	-	-	2	7
26.0201	Biochemistry & Biophysics	-	-	-	-	-	-	-	1	-	-	1
26.0301	Botany	-	-	-	-	0	-	-	-	-	-	0
26.0305	Plant Pathology	-	-	-	-	1	-	-	-	-	-	1
26.0501	Microbiology	-	-	-	-	4	-	-	0	-	-	4
26.0601	Anatomy	-	-	-	-	-	-	-	0	-	-	0
26.0612	Toxicology	-	-	-	-	-	-	-	0	-	-	0
26.0701	Zoology	-	-	-	-	5	-	-	-	-	-	5
26.0702	Entomology	-	-	-	-	1	-	-	-	-	-	1
26.0704	Pathology, Human & Animal	-	-	-	-	-	-	-	1	-	-	1
26.0705	Pharmacology, Human & Animal	-	-	-	-	-	-	-	0	-	-	0
26.0706	Physiology, Human & Animal	-	-	-	-	-	-	-	1	-	-	1
Subtotal		5	-	0	-	11	-	-	3	-	2	21
Mathematics												
27.0101	Mathematics	6	-	-	-	6	-	-	-	-	-	12
27.0301	Applied Mathematics	-	-	-	-	-	1	-	-	-	-	1
27.0501	Statistics	-	-	-	-	4	-	-	-	-	-	4
Subtotal		6	-	-	-	10	1	-	-	-	-	17
Parks & Recreation												
31.0101	Parks & Recreation	-	-	-	-	13	-	-	-	-	-	13
Subtotal		-	-	-	-	13	-	-	-	-	-	13
Philosophy & Religion												
38.0101	Philosophy	-	-	-	-	2	-	-	-	-	-	2
Subtotal		-	-	-	-	2	-	-	-	-	-	2
Physical Sciences												
40.0501	Chemistry	0	-	-	-	3	1	-	-	-	-	4
40.0601	Geology	-	-	-	-	9	-	-	-	-	-	9
40.0801	Physics	-	-	-	-	2	-	-	-	-	-	2
Subtotal		-	-	-	-	14	1	-	-	-	-	15
Psychology												
42.0101	Psychology	13	-	-	-	6	-	-	-	-	-	19
42.0601	Counseling Psychology	-	-	-	-	-	-	-	-	-	11	11



cont. TABLE B-7. MASTER'S DEGREES CONFERRED BETWEEN JULY 1, 1987 AND JUNE 30, 1988 FOR FOUR-YEAR STATE INSTITUTIONS

CIP Code	CIP Classification	ASUJ	ATU	HSU	SAUM	UAF	UALR	UAH	UAMS	UAPB	UCA	TOTAL
42.0901	Industrial & Organizational Psychology	-	-	-	-	-	6	-	-	-	-	6
42.9999	Psychology, Other	-	-	-	-	-	-	-	-	-	-	6
	Subtotal	13	-	-	-	6	6	-	-	-	17	42
Protective Services												
43.0104	Criminal Justice Studies	-	-	-	-	-	6	-	-	-	-	6
	Subtotal	-	-	-	-	-	6	-	-	-	-	6
Public Affairs												
44.0401	Public Administration	13	-	-	-	3	13	-	-	-	-	29
44.0701	Social Work	-	-	-	-	-	33	-	-	-	-	33
44.0799	Social Work, Other	-	-	5	-	-	10	-	-	-	-	15
	Subtotal	13	-	5	-	3	56	-	-	-	-	77
Social Sciences												
45.0201	Anthropology	-	-	-	-	7	-	-	-	-	-	7
45.0601	Economics	-	-	-	-	1	-	-	-	-	-	1
45.0701	Geography	-	-	-	-	3	-	-	-	-	-	3
45.0801	History	4	-	-	-	1	1	-	-	-	7	13
45.1001	Political Science & Government	4	-	-	-	2	-	-	-	-	-	6
45.1101	Sociology	4	-	0	-	0	-	-	-	-	2	6
	Subtotal	12	-	0	-	14	1	-	-	-	9	36
Visual & Performing Arts												
50.0501	Dramatic Arts	-	-	-	-	7	-	-	-	-	-	7
50.0701	Fine Arts	2	-	-	-	1	1	-	-	-	-	4
50.0903	Music Performance	2	-	-	-	2	-	-	-	-	3	7
	Subtotal	4	-	-	-	10	1	-	-	-	3	18
TOTAL MASTER'S DEGREES		318	58	84	26	675	202	-	47	-	216	1,625

TABLE B-6. SPECIALIST DEGREES CONFERRED BETWEEN JULY 1, 1987 AND JUNE 30, 1988 FOR FOUR-YEAR STATE INSTITUTIONS

CIP Code	CIP Classification	ASUJ	ATU	HSU	SAUM	UAF	UALR	UAM	UAMS	UAPB	UCA	TOTAL
Education												
13.0101	Education	-	-	-	-	19	-	-	-	-	-	19
13.0401	Education Administration	-	-	-	-	-	0	-	-	-	-	0
13.0405	Elementary & Secondary Education Administration	3	-	-	-	-	-	-	-	-	8	11
13.1101	Student Counseling & Personnel Services	12	-	-	-	-	0	-	-	-	2	14
13.1202	Elementary Education	-	-	-	-	-	47	-	-	-	-	47
13.1205	Secondary Education	-	-	-	-	-	0	-	-	-	-	0
13.1299	Teacher Education, General Programs, Other	0	-	-	-	-	-	-	-	-	-	0
Subtotal		15	-	-	-	19	47	-	-	-	10	91
TOTAL SPECIALIST DEGREES												
TOTAL SPECIALIST DEGREES		15	-	-	-	19	47	-	-	-	10	91



TABLE B-9. DOCTORAL DEGREES CONFERRED BETWEEN JULY 1, 1987 AND JUNE 30, 1988 FOR FOUR-YEAR STATE INSTITUTIONS

CIP Code	CIP Classification	ASUJ	ATU	HSU	SAUM	UAF	UALR	UAM	UAHS	UAPB	UCA	TOTAL
Agricultural Sciences												
2.0201	Agricultural Sciences	-	-	-	-	0	-	-	-	-	-	0
2.0301	Food Sciences	-	-	-	-	0	-	-	-	-	-	0
2.0401	Plant Sciences	-	-	-	-	3	-	-	-	-	-	3
2.0402	Agromony	-	-	-	-	6	-	-	-	-	-	6
Subtotal		-	-	-	-	9	-	-	-	-	-	9
Business and Management												
6.0401	Business Administration & Management	-	-	-	-	14	-	-	-	-	-	14
Subtotal		-	-	-	-	14	-	-	-	-	-	14
Education												
13.0101	Education	-	-	-	-	32	-	-	-	-	-	32
Subtotal		-	-	-	-	32	-	-	-	-	-	32
Engineering												
14.0101	Engineering	-	-	-	-	7	-	-	-	-	-	7
Subtotal		-	-	-	-	7	-	-	-	-	-	7
Engineering & Engineering-Related Technology												
15.0404	Instrumentation Technology	-	-	-	-	1	-	-	-	-	-	1
Subtotal		-	-	-	-	1	-	-	-	-	-	1
Letters												
23.0101	English	-	-	-	-	4	-	-	-	-	-	4
23.0301	Comparative Literature	-	-	-	-	1	-	-	-	-	-	1
Subtotal		-	-	-	-	5	-	-	-	-	-	5
Life Sciences												
26.0201	Biochemistry & Biophysics	-	-	-	-	1	-	-	-	-	-	1
26.0301	Botany	-	-	-	-	0	-	-	-	-	-	0
26.0501	Microbiology	-	-	-	-	0	-	-	-	-	-	0
26.0601	Anatomy	-	-	-	-	0	-	-	-	-	-	0
26.0612	Toxicology	-	-	-	-	6	-	-	-	-	-	6
26.0701	Zoology	-	-	-	-	0	-	-	-	-	-	0
26.0702	Entomology	-	-	-	-	1	-	-	-	-	-	1
26.0705	Pharmacology, Human & Animal	-	-	-	-	0	-	-	-	-	-	0
26.0706	Physiology, Human & Animal	-	-	-	-	0	-	-	-	-	-	0
Subtotal		-	-	-	-	7	-	-	-	-	-	7
Mathematics												
27.0101	Mathematics	-	-	-	-	0	-	-	-	-	-	0
Subtotal		-	-	-	-	0	-	-	-	-	-	0

cont.
 TABLE B-9. DOCTORAL DEGREES CONFERRED BETWEEN JULY 1, 1987 AND JUNE 30, 1988 FOR FOUR-YEAR STATE INSTITUTIONS

CIP Code	CIP Classification	ASUJ	ATU	HSU	SAUM	UAF	UALR	UAM	UAMS	UAPB	UCA	TOTAL
Philosophy & Religion												
38.0101	Philosophy	-	-	-	-	1	-	-	-	-	-	1
Subtotal												
Physical Sciences												
40.0501	Chemistry	-	-	-	-	8	-	-	-	-	-	8
40.0801	Physics	-	-	-	-	8	-	-	-	-	-	8
Subtotal												
Psychology												
42.0101	Psychology	-	-	-	-	4	-	-	-	-	-	4
Subtotal												
Social Sciences												
45.0601	Economics	-	-	-	-	2	-	-	-	-	-	2
45.0801	History	-	-	-	-	3	-	-	-	-	-	3
Subtotal												
TOTAL DOCTORAL DEGREES												
		-	-	-	-	101	-	-	-	-	-	101

TABLE B-10. FIRST PROFESSIONAL DEGREES GRANTED BETWEEN JULY 1, 1987 AND JUNE 30, 1988 FOR FOUR-YEAR STATE INSTITUTIONS

CIP Code	CIP Classification	ASUJ	ATU	HSU	SAUM	UAF	UALR	UAM	UAHS	UAPB	UCA	TOTAL
	Health Sciences											
18.1001	Medicine	-	-	-	-	-	-	-	122	-	-	122
18.1401	Pharmacy	-	-	-	-	-	-	-	0	-	-	0
	Subtotal	-	-	-	-	-	-	-	122	-	-	122
	Law											
22.0101	Law	-	-	-	-	135	112	-	-	-	-	247
	Subtotal	-	-	-	-	135	112	-	-	-	-	247
	TOTAL FIRST PROFESSIONAL DEGREES	-	-	-	-	135	112	-	122	-	-	369



DEGREES GRANTED AND OTHER FORMAL AWARDS CONFERRED
IN 1987-88 BY INDEPENDENT COLLEGES AND UNIVERSITIES

TABLE B-11. ASSOCIATE DEGREES CONFERRED BETWEEN JULY 1, 1987 AND JUNE 30, 1988 FOR TWO-YEAR INDEPENDENT INSTITUTIONS

CIP Code	CIP Classification	CRC	SC	TOTAL
Business and Management				
6.0401	Business Administration & Management	-	7	7
	Subtotal	-	7	7
Business and Office				
7.0601	Secretarial & Related Programs	-	3	3
	Subtotal	-	3	3
Marketing and Distribution				
8.0301	Entrepreneurship	-	0	0
	Subtotal	-	0	0
Computer & Information Sciences				
11.0101	Computer & Information Sciences	-	1	1
	Subtotal	-	1	1
Liberal/General Studies				
24.0101	Liberal Arts & Sciences	14	2	16
	Subtotal	14	2	16
Theology				
39.0201	Bible Studies	1	-	1
	Subtotal	1	-	1
Protective Services				
43.0201	Fire Control & Safety Technology	-	1	1
	Subtotal	-	1	1
Public Affairs				
44.0701	Social Work	-	2	2
	Subtotal	-	2	2
Social Sciences				
45.0101	Social Sciences	-	0	0
	Subtotal	-	0	0
TOTAL ASSOCIATE DEGREES		15	16	31



TABLE B-12. CERTIFICATES CONFERRED BETWEEN JULY 1, 1987 AND JUNE 30, 1988 FOR FOUR-YEAR INDEPENDENT INSTITUTIONS

CIP Code	CIP Classification	ABC	AC	CBC	HU	HC	JBU	OBU	PSC	SBC	UO	TOTAL
Business and Office												
7.0301	Business Data Processing & Related Programs	-	1	-	-	-	-	-	-	-	-	1
7.0601	Secretarial & Related Programs	-	-	-	-	-	-	0	-	0	2	2
7.0701	Typing, General Office & Related Programs	-	-	0	-	-	-	-	-	-	-	0
	Subtotal	-	1	0	-	-	-	0	-	0	2	3
Leisure and Recreational Activities												
36.0101	Leisure & Recreational Activities	-	-	-	-	-	-	-	-	0	-	0
	Subtotal	-	-	-	-	-	-	-	-	0	-	0
	TOTAL CERTIFICATES	-	1	-	-	-	-	-	-	-	2	3

TABLE B-13. ASSOCIATE DEGREES CONFERRED BETWEEN JULY 1, 1987 AND JUNE 30, 1988 FOR FOUR-YEAR INDEPENDENT INSTITUTIONS

CIP Code	CIP Classification	ABC	AC	CBC	HU	HC	JBU	OBU	PSC	SBC	UO	TOTAL
Business and Management												
6.0401	Business Administration & Management	1	-	0	-	-	-	-	-	-	-	1
Subtotal		1	-	0	-	-	-	-	-	-	-	1
Business and Office												
7.0301	Business Data Processing & Related Programs	-	-	-	-	-	-	-	-	4	-	4
7.0601	Secretarial & Related Programs	1	-	-	-	-	-	-	-	0	0	1
7.0701	Typing, General Office & Related Programs	-	-	-	6	-	9	-	-	-	-	15
Subtotal		1	-	-	6	-	9	-	-	4	0	20
Marketing and Distribution												
8.0301	Entrepreneurship	-	-	-	-	-	-	-	-	0	0	0
Subtotal		-	-	-	-	-	-	-	-	0	0	0
Communications												
9.0401	Journalism (Mass Communications)	-	-	-	-	-	0	-	-	-	-	0
Subtotal		-	-	-	-	-	0	-	-	-	-	0
Communication Technologies												
10.0104	Radio & Television Prod. & Broadcasting Tech.	-	-	-	-	-	0	-	-	-	-	0
Subtotal		-	-	-	-	-	0	-	-	-	-	0
Education												
13.0101	Education	-	-	-	-	-	0	-	-	-	-	0
Subtotal		-	-	-	-	-	0	-	-	-	-	0
Engineering & Engineering-Related Technology												
15.0101	Architectural Design & Construction Technology	-	-	-	-	-	0	-	-	-	-	0
15.9999	Engineering & Engineering-Related Tech., Other	-	-	-	-	-	1	-	-	-	-	1
Subtotal		-	-	-	-	-	1	-	-	-	-	1
Vocational Home Economics												
20.0201	Child Care & Guidance Management & Services	-	-	-	-	-	0	-	-	-	-	0
20.0401	Food Production, Management & Services	-	-	-	-	-	0	-	-	-	-	0
Subtotal		-	-	-	-	-	0	-	-	-	-	0
Industrial Arts												
21.0101	Industrial Arts	-	-	-	-	-	-	-	-	2	-	2
Subtotal		-	-	-	-	-	-	-	-	2	-	2



cont. TABLE B-13. ASSOCIATE DEGREES CONFERRED BETWEEN JULY 1, 1987 AND JUNE 30, 1988 FOR FOUR-YEAR INDEPENDENT INSTITUTIONS

CIP Code	CIP Classification	ABC	AC	CBC	HU	HC	JBU	OBU	PSC	SBC	UO	TOTAL
	Liberal/General Studies											
24.0101	Liberal Arts & Sciences	-	-	59	-	-	-	-	-	38	-	97
24.0199	Liberal/General Studies, Other	-	-	-	-	-	0	-	-	-	-	0
	Subtotal	-	-	59	-	-	0	-	-	38	-	97
	Multi/Interdisciplinary Studies											
30.9999	Multi/Interdisciplinary Studies, Other	-	-	-	-	-	0	-	-	-	-	0
	Subtotal	-	-	-	-	-	0	-	-	-	-	0
	Leisure and Recreational Activities											
36.0101	Leisure & Recreational Activities	-	-	-	-	-	-	-	-	0	-	0
	Subtotal	-	-	-	-	-	-	-	-	0	-	0
	Theology											
39.0201	Bible Studies	-	-	-	-	-	2	-	-	-	-	2
39.0401	Religious Education	-	-	0	-	-	0	-	-	-	-	0
39.0601	Theological Studies	-	-	-	-	-	-	-	-	-	0	-
	Subtotal	-	-	0	-	-	2	-	-	-	-	2
	Construction Trades											
46.0499	Miscellaneous Const. Trades & Prop. Maintenance	-	-	-	-	-	-	-	-	-	-	-
	Subtotal	-	-	-	-	-	-	-	-	-	-	-
	Visual & Performing Arts											
50.0701	Fine Arts	-	-	-	-	-	2	-	-	-	-	2
50.0901	Music	-	-	0	-	-	1	-	-	2	-	3
	Subtotal	-	-	0	-	-	3	-	-	2	-	5
	TOTAL ASSOCIATE DEGREES	2	-	59	6	-	15	-	-	46	-	128

TABLE B-14. BACHELOR'S DEGREES CONFERRED BETWEEN JULY 1, 1987 AND JUNE 30, 1988 FOR FOUR-YEAR INDEPENDENT INSTITUTIONS

CIP Code	CIP Classification	ABC	AC	CBC	HU	HC	JBU	OBU	PSC	SBC	UO	TOTAL
	Architecture & Environmental Design											
4.0501	Interior Design	-	-	-	9	-	-	-	-	-	-	9
	Subtotal	-	-	-	9	-	-	-	-	-	-	9
	Area and Ethnic Studies											
5.0102	American Studies	-	-	-	1	-	-	-	-	-	-	1
5.0199	Area Studies, Other	-	-	-	0	-	-	-	-	-	-	0
	Subtotal	-	-	-	1	-	-	-	-	-	-	1
	Business and Management											
6.0101	Business & Management	-	-	-	-	-	34	-	-	-	-	34
6.0201	Accounting	-	5	-	62	21	9	10	-	-	10	117
6.0401	Business Administration & Management	6	12	-	48	-	-	24	32	-	19	141
6.0501	Business Economics	-	-	-	3	-	-	-	-	-	-	3
6.0702	Recreational Enterprises Management	-	-	-	2	-	-	-	-	-	-	2
6.1401	Marketing Management	-	-	-	58	-	-	-	-	-	6	64
	Subtotal	6	17	-	173	21	43	34	32	-	35	361
	Business and Office											
7.0301	Business Data Processing & Related Programs	-	3	-	-	-	-	-	-	-	-	3
7.0401	Office Supervision & Management	-	-	-	-	-	4	-	-	-	-	4
7.0601	Secretarial & Related Programs	-	-	-	7	-	-	4	1	-	-	12
	Subtotal	-	3	-	7	-	4	4	1	-	-	19
	Marketing and Distribution											
8.0102	Fashion Merchandising	-	-	-	2	-	-	-	-	-	-	2
	Subtotal	-	-	-	2	-	-	-	-	-	-	2
	Communications											
9.0101	Communications	-	7	-	-	-	-	0	-	-	6	13
9.0201	Advertising	-	-	-	4	-	-	-	-	-	-	4
9.0401	Journalism (Mass Communications)	-	-	-	0	-	5	19	-	-	-	24
9.0501	Public Relations	-	-	-	11	-	2	-	-	-	-	13
9.0701	Radio/Television	-	-	-	13	-	11	-	-	-	-	24
	Subtotal	-	7	-	28	-	18	19	-	-	6	78
	Computer & Information Sciences											
11.0101	Computer & Information Sciences	-	-	-	5	-	-	4	-	-	-	9
11.0401	Information Sciences & Systems	-	-	-	10	-	-	-	-	-	-	10
	Subtotal	-	-	-	15	-	-	4	-	-	-	19

cont.

TABLE B-14. BACHELOR'S DEGREES CONFERRED BETWEEN JULY 1, 1987 AND JUNE 30, 1988 FOR FOUR-YEAR INDEPENDENT INSTITUTIONS

CIP Code	CIP Classification	ABC	AC	CBC	HU	HC	JBU	OBU	PSC	SBC	UO	TOTAL
Education												
13.1001	Special Education	-	-	-	-	-	-	-	1	-	-	1
13.1006	Education of the Mentally Handicapped	-	-	-	0	-	-	-	-	-	-	0
13.1011	Specific Learning Disabilities	-	-	-	7	-	-	-	-	-	-	7
13.1012	Speech Correction	-	-	-	-	-	-	7	-	-	-	7
13.1202	Elementary Education	1	9	-	43	4	13	20	13	-	25	128
13.1204	Pre-Elementary Education	-	-	-	0	-	-	0	-	-	-	0
13.1205	Secondary Education	-	-	-	1	-	-	0	-	-	-	1
13.1302	Art Education	-	-	-	0	-	-	2	-	-	0	2
13.1303	Business Education	-	-	-	5	-	1	0	3	-	1	10
13.1304	Driver & Safety Education	-	-	-	0	-	-	-	-	-	-	0
13.1305	English Education	-	0	-	0	0	2	2	2	-	0	6
13.1306	Foreign Languages Education	-	-	-	0	0	-	0	0	-	-	0
13.1307	Health Education	-	-	-	0	-	-	0	-	-	-	0
13.1308	Home Economics Education	-	-	-	1	-	1	4	-	-	-	6
13.1311	Mathematics Education	-	1	-	4	0	1	0	0	-	1	7
13.1312	Music Education	-	0	-	4	0	3	8	0	-	-	15
13.1314	Physical Education	-	4	-	15	4	8	17	0	-	4	52
13.1316	Science Education	-	7	-	0	0	2	1	0	-	0	10
13.1317	Social Science Education	-	-	-	0	0	2	2	0	-	-	2
13.1318	Social Studies Education	1	1	-	-	0	1	-	-	-	0	3
13.1399	Teacher Education, Specific Subject Areas, Other	-	-	-	0	0	-	1	-	-	-	1
Subtotal		2	22	-	80	8	32	64	19	-	31	258
Engineering												
14.0101	Engineering	-	-	-	-	-	10	-	-	-	0	10
Subtotal		-	-	-	-	-	10	-	-	-	0	10
Engineering & Engineering-Related Technology												
15.0101	Architectural Design & Construction Technology	-	-	-	-	-	6	-	-	-	-	6
Subtotal		-	-	-	-	-	6	-	-	-	-	6
Foreign Languages												
16.0501	German	-	-	-	-	2	-	-	-	-	-	2
16.0901	French	-	-	-	7	1	-	1	-	-	-	9
16.0905	Spanish	-	-	-	1	2	-	2	-	-	-	5
Subtotal		-	-	-	8	5	-	3	-	-	-	16
Allied Health												
17.0209	Radiologic (Medical) Technology	-	-	-	-	-	-	-	-	-	0	0
17.0310	Medical Technology	-	7	-	1	-	0	0	-	-	0	8
17.0818	Respiratory Therapy	-	-	-	-	-	-	-	-	-	0	0
Subtotal		-	7	-	1	-	0	0	-	-	0	8



cont.
 TABLE B-14. BACHELOR'S DEGREES CONFERRED BETWEEN JULY 1, 1987 AND JUNE 30, 1988 FOR FOUR-YEAR INDEPENDENT INSTITUTIONS

CIP Code	CIP Classification	ABC	AC	CBC	HU	HC	JBU	OBU	PSC	SBC	UO	TOTAL
Health Sciences												
18.0103	Speech-Language Pathology/Audiology	-	-	-	3	-	-	-	-	-	-	3
18.0701	Health Services Administration	-	0	-	-	-	-	-	-	-	-	0
18.0901	Medical Technology	-	-	-	-	-	-	-	0	-	-	0
18.1101	Nursing	-	-	-	25	-	-	-	-	-	-	25
18.1901	Pre-Pharmacy	-	-	-	-	-	-	0	-	-	-	0
18.9999	Health Sciences	-	-	-	-	-	-	0	-	-	-	0
Subtotal		-	0	-	28	-	-	0	0	-	-	28
Home Economics												
19.0101	Home Economics	-	-	-	3	-	-	4	0	-	-	7
19.0503	Dietetics/Human Nutritional Services	-	-	-	5	-	-	5	-	-	-	10
Subtotal		-	-	-	8	-	-	9	0	-	-	17
Vocational Home Economics												
20.0201	Child Care & Guidance Management & Services	-	-	-	4	-	-	-	-	-	-	4
Subtotal		-	-	-	4	-	-	-	-	-	-	4
Letters												
23.0101	English	-	6	-	10	14	0	1	-	-	-	32
23.0301	Comparative Literature	-	-	-	-	-	-	-	0	-	-	0
23.1001	Speech, Debate & Forensics	-	-	-	1	-	-	1	-	-	-	2
Subtotal		-	6	-	11	14	0	2	0	-	-	34
Liberal/General Studies												
24.0101	Liberal Arts & Sciences	0	-	-	-	0	-	-	-	-	-	0
24.0102	General Studies	-	-	-	-	-	-	-	-	-	2	2
24.0199	Liberal/General Studies, Other	-	-	-	-	14	-	-	-	-	-	14
Subtotal		0	-	-	-	14	-	-	-	-	2	16
Life Sciences												
26.0101	Biology	-	5	-	22	23	8	8	4	-	-	73
26.0201	Biochemistry & Biophysics	-	-	-	6	-	-	-	-	-	-	6
Subtotal		-	5	-	28	23	8	8	4	-	-	79
Mathematics												
27.0101	Mathematics	-	2	-	19	10	2	2	1	-	-	36
Subtotal		-	2	-	19	10	2	2	1	-	-	36



cont.

TABLE B-14. BACHELOR'S DEGREES CONFERRED BETWEEN JULY 1, 1987 AND JUNE 30, 1988 FOR FOUR-YEAR INDEPENDENT INSTITUTIONS

CIP Code	CIP Classification	ABC	AC	CBC	HU	HC	JBU	OBU	PSC	SBC	UO	TOTAL
Multi/Interdisciplinary Studies												
30.0101	Biological & Physical Sciences	-	-	-	5	-	-	-	-	-	0	5
30.0301	Engineering & Other Disciplines	-	-	-	-	-	-	0	-	-	-	0
30.0401	Humanities & Social Sciences	-	-	-	-	-	-	-	-	-	1	1
30.9999	Multi/Interdisciplinary Studies, Other	-	-	-	-	-	1	-	-	-	-	1
Subtotal		-	-	-	5	-	1	0	-	-	1	7
Philosophy & Religion												
38.0101	Philosophy	-	-	-	-	2	-	2	-	-	-	4
38.0201	Religion	0	-	-	-	6	-	-	-	-	-	6
38.9999	Philosophy & Religion, Other	-	1	-	-	0	-	-	-	-	-	1
Subtotal		0	1	-	-	8	-	2	-	-	-	11
Theology												
39.0101	Biblical Languages	-	-	-	2	-	-	-	-	-	-	2
39.0201	Bible Studies	-	-	3	18	-	4	-	-	8	-	33
39.0301	Missionary Studies	-	-	0	2	-	-	-	-	-	-	2
39.0401	Religious Education	-	-	0	0	-	5	5	-	7	1	18
39.0501	Religious Music	-	-	1	0	-	-	4	-	0	-	5
39.0601	Theological Studies	-	-	-	1	-	-	10	0	-	-	11
39.9999	Theology, Other	-	-	-	-	-	-	11	-	-	-	11
Subtotal		-	-	4	23	-	9	30	0	15	1	82
Physical Sciences												
40.0101	Physical Sciences	-	-	-	-	-	-	-	-	-	2	2
40.0501	Chemistry	-	2	-	4	12	2	3	0	-	-	23
40.0505	Pharmaceutical Chemistry	-	-	-	-	-	-	1	-	-	-	1
40.0801	Physics	-	-	-	0	7	-	2	-	-	-	9
Subtotal		-	2	-	4	19	2	6	0	-	2	35
Psychology												
42.0101	Psychology	-	1	-	12	17	12	9	2	-	4	57
Subtotal		-	1	-	12	17	12	9	2	-	4	57
Public Affairs												
44.0401	Public Administration	-	-	-	6	-	-	-	-	-	1	7
44.0701	Social Work	-	6	-	11	-	-	-	2	-	-	19
Subtotal		-	6	-	17	-	-	-	2	-	1	26
Social Sciences												
45.0101	Social Sciences	8	-	-	3	-	0	-	-	-	1	12
45.0601	Economics	-	-	-	-	17	-	2	-	-	-	19
45.0801	History	-	3	-	3	18	4	5	0	-	2	35



cont. TABLE B-14. BACHELOR'S DEGREES CONFERRED BETWEEN JULY 1, 1987 AND JUNE 30, 1988 FOR FOUR-YEAR INDEPENDENT INSTITUTIONS

CIP Code	CIP Classification	ABC	AC	CBC	HU	HC	JBU	OBU	PSC	SBC	UO	TOTAL
45.1001	Political Science & Government	-	-	-	2	22	-	9	0	-	-	33
45.1101	Sociology	-	-	-	2	4	-	12	8	-	-	26
	Subtotal	8	3	-	10	61	4	28	8	-	3	125
	Precision Production	-	-	-	-	-	-	0	-	-	-	0
48.0203	Commercial Art	-	-	-	-	-	-	0	-	-	-	0
	Subtotal	-	-	-	-	-	-	0	-	-	-	0
	Visual & Performing Arts	-	-	-	-	-	-	-	-	-	-	-
50.0501	Dramatic Arts	-	0	-	0	1	-	1	-	-	-	2
50.0701	Fine Arts	-	-	-	14	4	-	3	-	-	0	21
50.0703	Art History & Appreciation	-	1	-	-	-	-	-	-	-	-	1
50.0704	Arts Management	-	-	-	0	-	-	-	-	-	-	0
50.0708	Painting	-	-	-	-	-	-	0	-	-	-	0
50.0901	Music	-	4	-	2	1	0	3	-	-	1	11
50.0903	Music Performance	-	-	-	0	-	0	0	-	-	-	0
50.0904	Music Theory & Composition	-	-	-	-	-	-	0	-	-	-	0
	Subtotal	-	5	-	16	6	0	7	-	-	1	35
	TOTAL BACHELOR'S DEGREES	16	87	4	509	206	151	231	69	15	91	1,379



TABLE B-15. MASTER'S DEGREES CONFERRED BETWEEN JULY 1, 1987 AND JUNE 30, 1988 FOR FOUR-YEAR INDEPENDENT INSTITUTIONS

CIP Code	CIP Classification	ABC	AC	CBC	HU	HC	JBU	OBU	PSC	SBC	UO	TOTAL
Business and Management												
6.0201	Accounting	-	-	-	21	-	-	-	-	-	-	21
Subtotal		-	-	-	21	-	-	-	-	-	-	21
Education												
13.1202	Elementary Education	-	-	-	-	-	-	-	-	-	-	-
13.1205	Secondary Education	-	-	-	24	-	-	19	-	-	-	43
13.1305	English Education	-	-	-	23	-	-	0	-	-	-	23
13.1311	Mathematics Education	-	-	-	-	-	-	3	-	-	-	3
13.1312	Music Education	-	-	-	-	-	-	0	-	-	-	0
13.1315	Reading Education	-	-	-	-	-	-	3	-	-	-	3
13.1316	Science Education	-	-	-	-	-	-	6	-	-	-	6
13.1317	Social Science Education	-	-	-	-	-	-	1	-	-	-	1
Subtotal		-	-	-	47	-	-	32	-	-	-	79
Theology												
39.0201	Bible Studies	-	-	1	-	-	-	-	-	-	-	1
Subtotal		-	-	1	-	-	-	-	-	-	-	1
TOTAL MASTER'S DEGREES		-	-	1	68	-	-	32	-	-	-	101

APPENDIX C

GLOSSARY

APPENDIX C: GLOSSARY

TYPES OF DEGREES - Nine major types of earned degrees are awarded annually by Arkansas colleges and universities. For the purposes of this report, the following mutually exclusive degree categories are considered:

1. POSTSECONDARY CERTIFICATE OR DIPLOMA - The majority of certificates are awarded by the two-year state-supported and independent schools. Typically designed for completion in less than two academic years, most certificate programs are offered in specialized areas including business and commerce, data processing, health and public services, and mechanical or natural science technologies.
2. ASSOCIATE DEGREE - An associate degree is granted following completion of an academic program of at least two years but less than the four years required by traditional baccalaureate programs. These degrees may be either terminal or preparatory for further postsecondary study.
3. BACCALAUREATE DEGREE - Baccalaureate degrees are earned after completion of a specific academic program of a minimum of four years.
4. POSTBACCALAUREATE CERTIFICATE - A one- or two-year certificate awarded for the completion of a program which requires a baccalaureate degree for entry.
5. MASTER'S DEGREE - In liberal arts and sciences, masters degrees are customarily awarded upon completion of one to two years of academic work at the post-baccalaureate level. In professional fields such as law and medicine, the master's degree is an advanced degree usually earned after completion of a first professional degree.
6. SPECIALIST DEGREE OR CERTIFICATE - Specialist degrees, commonly in the field of education, are a type of intermediate degree earned between completion of the master's and doctoral degree.
7. INTERMEDIATE DEGREE - Other intermediate degrees are awarded as recognition for a program intermediate between master's and doctoral degrees. In essence, the intermediate degree is a doctoral degree without a dissertation.
8. DOCTORAL DEGREE - Reported independently of first professional degrees, doctorals are regarded as the terminal degree in a profession or academic discipline. An average of three years of graduate work and publication of a formal dissertation are common requirements for this type of degree.
9. FIRST PROFESSIONAL DEGREE - These degrees require a minimum of six years of postsecondary academic study, including two years of college work completed prior to admission to the program. First professional degrees are awarded in three fields in the State of Arkansas (i.e. law, medicine and pharmacy) and must be completed before establishing a practice in these professions. It should be noted that the University of Arkansas Medical Sciences Campus (UAMS) also offers both a bachelor's program in pharmacy and a D.Pharm. that qualify graduates for licensure, but only the D.Pharm. is considered a first professional degree.

APPENDIX D

INSTITUTIONAL NAMES AND ABBREVIATIONS

INSTITUTIONAL NAMES AND ABBREVIATIONS

=====

PUBLIC FOUR-YEAR

ARKANSAS STATE UNIVERSITY - JONESBORO ASUJ
 ARKANSAS TECH UNIVERSITY ATU
 HENDERSON STATE UNIVERSITY HSU

SOUTHERN ARKANSAS UNIVERSITY - MAGNOLIA SAUM
 UNIVERSITY OF ARKANSAS, FAYETTEVILLE UAF
 UNIVERSITY OF ARKANSAS AT LITTLE ROCK UALR

UNIVERSITY OF ARKANSAS AT MONTICELLO UAM
 UNIVERSITY OF ARKANSAS FOR MEDICAL SCIENCES UAMS
 UNIVERSITY OF ARKANSAS AT PINE BLUFF UAPB
 UNIVERSITY OF CENTRAL ARKANSAS UCA

PUBLIC TWO-YEAR

ARKANSAS STATE UNIVERSITY - BEEBE BRANCH ASUB
 EAST ARKANSAS COMMUNITY COLLEGE EACC
 GARLAND COUNTY COMMUNITY COLLEGE GCCC

MISSISSIPPI COUNTY COLLEGE MCCC
 NORTH ARKANSAS COMMUNITY COLLEGE NACC
 PHILLIPS COUNTY COMMUNITY COLLEGE PCCC

RICH MOUNTAIN COMMUNITY COLLEGE RMCC
 SOUTHERN ARKANSAS UNIVERSITY - EL DORADO SAUE
 SOUTHERN ARKANSAS UNIVERSITY - TECHNICAL BRANCH SAUT
 WESTARK COMMUNITY COLLEGE WCC

=====

INDEPENDENT FOUR-YEAR

ARKANSAS BAPTIST COLLEGE ABC
 ARKANSAS COLLEGE AC
 CENTRAL BAPTIST COLLEGE CBC

HARDING UNIVERSITY HU
 HENDRIX COLLEGE HC
 JOHN BROWN UNIVERSITY JBU

OUACHITA BAPTIST UNIVERSITY OBU
 PHILANDER SMITH COLLEGE PSC
 SOUTHERN BAPTIST COLLEGE SBC
 UNIVERSITY OF THE OZARKS UO

INDEPENDENT TWO-YEAR

CROWLEY'S RIDGE COLLEGE CRC
 SHORTER COLLEGE SC

=====