

DOCUMENT RESUME

ED 367 912

CE 066 166

AUTHOR Nickles, Ann L.; And Others
 TITLE Learning for Living. A Series of Lessons for the Adult Learner.
 INSTITUTION Greenville County School District, Greenville, S.C.; South Carolina Educational Television Network Columbia.; WYFF-TV, Greenville, SC.
 SPONS AGENCY South Carolina State Dept. of Education, Columbia. Office of Adult Education.
 PUB DATE 88
 NOTE 514p.
 PUB TYPE Guides - Classroom Use - Instructional Materials (For Learner) (051)

EDRS PRICE MF02/PC21 Plus Postage.
 DESCRIPTORS Adult Basic Education; *Adult Literacy; Adult Students; *Course Content; *Daily Living Skills; *Learning Activities; Lesson Plans; *Literacy Education; Reading Instruction; Units of Study; Writing Instruction

ABSTRACT

This packet contains eight workbooks of lessons covering daily living skills for adult basic education or adult literacy education students. The books contain 160 short lessons organized in 13 units. The units cover the following topics: filling out forms; numbers, days, months; money and banking; monthly bills; post office; alphabetical order; using the telephone; review; school; nutrition; you and your health; the newspaper; and a second unit of review. The workbooks include listening exercises, writing exercises, reading exercises, homework, new words, questions to answer, short stories, fill-in-the-blanks exercises; and picture/word matching. The lessons become progressively more difficult throughout the series of books. (KC)

 * Reproductions supplied by EDRS are the best that can be made *
 * from the original document. *

ED 367 912

Learning for Living
A Series of Lessons for the Adult Learner

U.S. DEPARTMENT OF EDUCATION
Office of Educational Research and Improvement
EDUCATIONAL RESOURCES INFORMATION
CENTER (ERIC)

- ✓ This document has been reproduced as received from the person or organization originating it.
- Minor changes have been made to improve reproduction quality.
- Points of view or opinions stated in this document do not necessarily represent official OERI position or policy.

PERMISSION TO REPRODUCE THIS
MATERIAL HAS BEEN GRANTED BY

C. L. Knight

TO THE EDUCATIONAL RESOURCES
INFORMATION CENTER (ERIC)

991003
E066166

Learning for Living

A Series of Lessons for the Adult Learner

Book I

A cooperative project of




The Adult Education Division
School District of Greenville County
Greenville, S.C.
Dr. Thomas E. Kerns
Superintendent



WYFF-TV
Greenville, S.C.
Douglas A. Smith
Vice President &
General Manager



South Carolina ETV
Columbia, S.C.
Henry J. Cauthen
President &
General Manager



Partially funded by a Section 310, Adult Education Act
P.L. 91-20 and Amendments Grant
through the Office of Adult Education
South Carolina State Department of Education
Dr. Charlie G. Williams
State Superintendent of Education
and
The Greenville Alliance for Quality Education

A Note to Teachers and Volunteer Tutors

Directions below the line of stars on each page are written for a helper that the student may have in his or her home or neighborhood. This helper may possess marginal reading skills; therefore, the directions have been simplified to meet this need.

A teacher or tutor working with an individual or a group of individuals can expand on these directions to meet the needs of his or her particular student or students. Lessons may be taught with or without the accompanying videos which may be turned off or rerun as needed. Each lesson can be expanded into a one and one-half or two hour time frame at the discretion of the teacher or tutor.

Life coping skills information may, on occasion, need to be adapted to the customs and regulations in the community or state where the student or students reside.

Authors

Ann L. Nickles Libby E. Smith
Jo an L. Boehm Carol W. Petty

Layout and Graphics

Connie L. Cox

Copyright ©1988 School District of Greenville County, South Carolina

All rights reserved. Permission is given for non-profit agencies to reproduce this material to be used for teaching students without cost to the student. This material cannot be reproduced and sold.

BEST COPY AVAILABLE

TABLE OF CONTENTS
LEARNING FOR LIVING
BOOK 1

UNIT 1 FILLING OUT FORMS

Lesson 1	Name, Street Address; Sound for b; Print b, B	1
Lesson 2	Name, Address; Sounds for c; Print c, C	4
Lesson 3	Address, Phone Number; Sound for d; Print d, D	7
Lesson 4	Date of Birth, Social Security Number; Sound for f; Print f, F	10
Lesson 5	Age, Date of Birth, Marital Status; Review Sounds for b, c, d, f	13
Lesson 6	Race, Name of Spouse, Address of Spouse; One Sound for g; Print g, G	16
Lesson 7	Salary, Income, Salary of Spouse, Number of Dependents; Sound for h; Print h, H	19
Lesson 8	Employer, Part-time, Full-time, Position Held; Sound for j; Print j, J	22
Lesson 9	Former, Previous, Present; Sound for k; Print k, K	25
Lesson 10	Reason for Leaving, School Attended; Review Sounds for b, c	28
Lesson 11	Grade Completed, References; Review Sounds for d, f; Fill in the Blanks	31
Lesson 12	Military Service, Special Skills, Education; Review Sounds for g, h	34
Lesson 13	Experience, Signature of Applicant; Review Sounds for g, h, j, k	37
Lesson 14	Match Vocabulary from Forms; Review Sounds for b, c, d, f	40
Lesson 15	Fill Out Complete Form	43

UNIT 2 NUMBERS, DAYS, MONTHS

Lesson 16	Numerals, Number Words One to Ten, Dollar, Cent; Sound for l; Print l, L	46
Lesson 17	Numerals, Number Words Eleven to Fifteen; Sound for m; Print m, M	49
Lesson 18	Numerals, Number Words Sixteen to Twenty; Sound for n; Print n, N	52
Lesson 19	Tens to One Hundred; Sound for p; Print p, P	55
Lesson 20	Review Number Words, Numerals; Review Sounds for l, m, n, p; Addition	58

Unit 1 - Filling Out Forms
Lesson 1

1. New words

Name	First	Last	Middle	Address	Street (St.)
------	-------	------	--------	---------	--------------

2. Write

1. Name _____
 First Middle Last

Address _____
 Street

2. NAME _____
 LAST FIRST MIDDLE

ADDRESS _____
 STREET

3. Name _____
 First Middle Last

Address _____
 St.

3. Listen

b = bus box boy book buy


- If you need help:
1. Read the new words with the student.
 2. Have the student fill in the correct words.
 3. Teach the B sound using the words: bus, box, boy, book, and buy.




4. Listen and write

book sun bus boy dinner box

1.




2.




3.




4.



5.



6.



If you need help:

- 4. Have the student write the letter B under each picture that begins with the B sound. Pictures: book, sun, bus, boy, dinner, box. Have the student write the correct word under each picture.

5. Read

STORY WORDS - this is his has a new

This is Bob Brown. His first name is Bob. His middle name is Allen. His last name is Brown. Bob Brown has a new address. His new address is 123 Book Street.

6. Homework

Please print.

b

B

If you need help:

- 5. Read the story words with the student.
Read the story with the student.
Have the student read the story again.
- 6. Have the student print b then B.

Unit 1 - Filling out Forms
Lesson 2

1. New words

Apartment (Apt.)	P. O. Box	
State	City	Zip Code

2. Write

1. Name _____
Last
First
Middle

Address _____
Street
P.O. Box
Apartment

_____ City State Zip Code

2. NAME _____
FIRST
MIDDLE
LAST

ADDRESS _____
STREET
P.O. BOX
APARTMENT

_____ CITY STATE ZIP CODE

3. Listen







c = k	car	code	cup
c = s	city	circle	

If you need help:

1. Read the new words with the student.
2. Have the student fill in the correct words.
3. Teach the C = K and C = S sounds using the words: car, code, cup, city, circle.

4. Listen and write

bus boy city car cup circle

<p>1.</p>  <hr/>	<p>2.</p>  <hr/>	<p>3.</p>  <hr/>
<p>4.</p>  <hr/>	<p>5.</p>  <hr/>	<p>6.</p>  <hr/>

If you need help:

- 4. Have the student write the letter C under each picture that begins with the C = K or C = S sounds. Pictures: bus, boy, city, car, cup, circle. Have the student write the correct word under each picture.

5. Read

STORY WORDS - lives in an number he the of

Bob Brown lives in an apartment. His apartment number is C3. He lives in the city of Greenville. Greenville is in the state of South Carolina. Bob's Zip Code is 29600.

6. Homework

Please print.

C

C

If you need help:

- 5. Read the story words with the student.
Read the story with the student.
Have the student read the story again.
- 6. Have the student print c then C.

Unit 1 - Filling out Forms
Lesson 3

1. New words

Telephone (phone)	Male	Sex
Female	Date	Area Code

2. Write

Name _____
 Last First Middle

Address _____
 Street P.O. Box Apartment

 City State Zip Code

Telephone () _____ Sex Male _____
 Area Code Female _____

Date _____

3. Listen



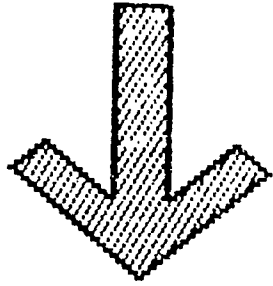


d = dad date dinner down

If you need help:

1. Read the new words with the student.
2. Have the student fill in the correct words.
3. Teach the D sound using the words: dad, date, dinner, down.

4. Listen and write

city dad down dinner book date

<p>1.</p>  <hr/>	<p>2.</p>  <hr/>	<p>3.</p>  <hr/>
<p>4.</p>  <hr/>	<p>5.</p>  <hr/>	<p>6.</p> <p>June 10, 1988</p> <hr/>

If you need help:

- 4. Have the student write the letter D under each picture that begins with the D sound. Pictures: city, dad, down, dinner, book, date. Have the student write the correct word under each picture.

5. Read

STORY WORDS - wants will man put be so

Bob wants a phone in his new apartment. Bob will buy a telephone. The telephone man will put in the phone. The new telephone number will be 555-4998. Bob lives in South Carolina so his area code is 803.

6. Homework

Please print.

d

D

If you need help:

- 5. Read the story words with the student.
Read the story with the student.
Have the student read the story again.
- 6. Have the student print d then D.

Unit 1 - Filling out Forms
Lesson 4

1. New words

Age	Social Security Number (S.S.#)		
Birth	Month (mo.)	Year (yr.)	Day

2. Write

Date _____

Name _____
Last First Middle

Address _____
Street P.O. Box Apartment

_____ City State Zip Code

Telephone () _____ Age _____

Sex Male _____ Date of Birth / /
Female _____ Month Day Year

Social Security Number _____

3. Listen



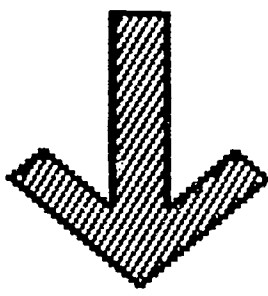


f = female fire fix five form fill

If you need help:

1. Read the new words with the student.
2. Have the student fill in the correct words.
3. Teach the F sound using the words: female, fire, fix, five, form, fill.

4. Listen and write

female fire down form five cup

<p>1.</p>  <p>_____</p>	<p>2.</p>  <p>_____</p>	<p>3.</p>  <p>_____</p>
<p>4.</p> <p>Date _____</p> <p>Name _____ Last First Middle</p> <p>Address _____ Street P.O. Box Apt.</p> <p>City State Zip Code</p> <p>_____</p>	<p>5.</p>  <p>_____</p>	<p>6.</p>  <p>_____</p>

If you need help:

- Have the student write the letter F under each picture that begins with the F sound. Pictures: female, fire, down, form, five, cup. Have the student write the correct word under each picture.

5. Read

STORY WORDS - found used have to out help

Bob wants a car. He found a used car. He will buy the car. Bob will have to fill out a form. The form will help Bob buy the car.

6. Homework

Please print.

f

F

If you need help:

5. Read the story words with the student.
Read the story with the student.
Have the student read the story again.
6. Have the student print f then F.

3. Read and answer

yes write your you do are no

1. Write your first name. _____
2. Write your middle name. _____
3. Write your last name. _____
4. Are you married? _____
5. Are you single? _____
6. Do you live in an apartment? _____
7. Write your Social Security Number. _____
8. Write your S.S.#. _____
9. Are you male? _____
10. Are you female? _____
11. Write your zip code. _____
12. Do you have a telephone? _____
13. Write your phone number. _____
14. Write your area code. _____
15. Write your date of birth. _____
16. Write the name of your city. _____
17. Write the name of your state. _____
18. Write the name of your street. _____
19. Do you have a P. O. Box? _____

If you need help:

3. Have the student read the sentence and write the correct answer.

4. Review B, C, D, F

f c ___irst	c d ___ad	b d ___ox	c f ___ire
b d ___us	b f ___ive	c d ___inner	c d ___ity
c f ___ircle	b d ___ook	f b ___emale	c d ___ar
c d ___ate	f c ___ix	c b ___irth	f b ___orm
b d ___oy	b f ___uy	f c ___ode	b c ___up
c d ___ay	d f ___ill	d f ___own	B f ___ob

5. Read Story

This is Bob Brown. His first name is Bob. His middle name is Allen. His last name is Brown. Bob Brown has a new address. His new address is 123 Book Street.

Bob Brown lives in an apartment. His apartment number is C3. He lives in the city of Greenville. Greenville is in the state of South Carolina. Bob's Zip Code is 29600.

Bob wants a phone in his new apartment. Bob will buy a telephone. The telephone man will put in the phone. The new telephone number will be 555-4998. Bob lives in South Carolina so his Area Code is 803.

Bob wants a car. He found a used car. He will buy the car. Bob will have to fill out a form. The form will help Bob buy the car.

If you need help:

4. Have the student write the correct letter. Have the student read the words.
5. Read the story with the student. Have the student read the story again.

Unit 1 - Filling out Forms
Lesson 6

1. New words

Race	Spouse	different
if	credit application	

2. Write

1. Race _____

2. Name of Spouse _____
First Middle Last

Address of spouse (if different)

Street P.O.Box Apartment

City State Zip Code

Telephone of spouse (if different)

() _____
Area Code

Date of birth (of spouse) _____ / _____ / _____
Month Day Year

Social Security number (of spouse) _____

3. Listen






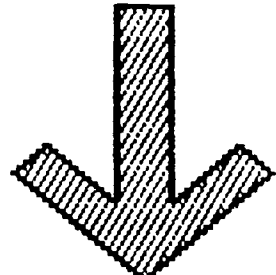
g = girl game go get going

If you need help:

1. Read the new words with the student.
2. Have the student fill in the correct words.
3. Teach the G sound using the words: girl, game, go, get, going.

4. Listen and write

girl game city go get down

<p>1.</p>  <p>_____</p>	<p>2.</p>  <p>_____</p>	<p>3.</p>  <p>_____</p>
<p>4.</p>  <p>_____</p>	<p>5.</p>  <p>_____</p>	<p>6.</p>  <p>_____</p>

If you need help:

- Have the student write the letter G under the pictures that begin with the G sound. Pictures: girl, game, city, go, get, down. Have the student write the correct word under each picture.

5. Read

STORY WORDS	-	take	home	with	him
		friend	not	does	

Bob will get a credit application. He is going to take the application home with him. He will get his friend to help him fill out the form.

Bob is not married, so he does not have a spouse.

6. Homework

Please print.

g

G

If you need help:

5. Read the story words with the student.
Read the story with the student.
Have the student read the story again.
6. Have the student print g then G.

Unit 1 - Filling Out Forms

Lesson 7

1. New words

Salary	Income	weekly	monthly
an hour	hourly	dependents	

2. Write

1. Salary

weekly _____ monthly _____ hourly _____
(an hour)

2. Income

weekly _____ monthly _____ hourly _____
(an hour)

3. Salary of spouse

weekly _____ monthly _____ hourly _____
(an hour)

4. Income of spouse

weekly _____ monthly _____ hourly _____
(an hour)

5. Number of dependents _____

3. Listen





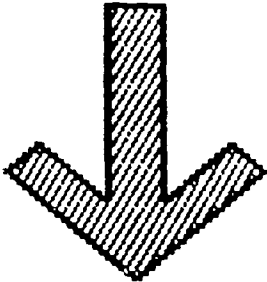

h = ham	house	hand	happy
---------	-------	------	-------

If you need help:

1. Read the new words with the student.
2. Have the student fill in the correct words.
3. Teach the H sound using the words: ham, house, hand, and happy.

4. Listen and write

game book house happy down hand

<p>1.</p>  <hr/>	<p>2.</p>  <hr/>	<p>3.</p>  <hr/>
<p>4.</p>  <hr/>	<p>5.</p>  <hr/>	<p>6.</p>  <hr/>

If you need help:

- 4. Have the student write the letter H under the pictures that begin with the H sound. Pictures: game, book, house, happy, down, hand. Have the student write the correct word under each picture.

5. Read

STORY WORDS - children and makes

Bob does not have children. A spouse and children are dependents. Bob does not have dependents.

Bob makes \$4.00 an hour. His weekly salary is \$160.00. His monthly income is \$640.00.

6. Homework

Please print.

h

H

If you need help:

- 5. Read the story words with the student.
Read the story with the student.
Have the student read the story again.
- 6. Have the student print h then H.

Unit 1 - Filling out Forms

Lesson 8

1. New words

Part-time	Full-time	payment
Position Held	From	

2. Write

Employers (Last one First)					
Date Month/Year	Name and Address of Employer	Salary (Income)	Position Held	Part Time	Full Time
From _____ To					
From _____ To					
From _____ To					

3. Listen







j = jump junk job

If you need help:

1. Read the new words with the student.
2. Have the student fill in the correct words.
3. Teach the J sound using the words: jump, junk, job.

4. Listen and write

jump hand circle junk five job

<p>1.</p>  <p>_____</p>	<p>2.</p>  <p>_____</p>	<p>3.</p>  <p>_____</p>
<p>4.</p>  <p>_____</p>	<p>5.</p>  <p>_____</p>	<p>6.</p>  <p>_____</p>

If you need help:

- Have the student write the letter J under the pictures that begin with the J sound. Pictures: jump, hand, circle, junk, five, job. Have the student write the correct word under each picture.

5. Read

STORY WORDS - money on more needs

Bob does not have money to put down on the car. His car payment will be \$200.00 monthly. Bob will have to make more money to buy the car.

Bob will get a different job. He will fill out a job application form. He needs a full-time job. He does not need a part-time job.

6. Homework

Please print.

J

J

If you need help:

5. Read the story words with the student.
Read the story with the student.
Have the student read the story again.
6. Have the student print j then J.

Unit 1 - Filling out Forms

Lesson 9

1. New words

employer
former
previous
present

2. Write

1. Name of present employer _____
First Last
 Address of present employer

Street P.O.Box

City State Zip Code

2. Present salary
 weekly _____ monthly _____ hourly _____
(an hour)

3. Name of former (previous) employer _____
First Last

4. Address of former (previous) employer

Street P.O. Box

City State Zip Code

5. Former salary
 weekly _____ monthly _____ hourly _____
(an hour)

3. Listen







k = kick
kite
kitten

 If you need help:

1. Read the new words with the student.
2. Have the student fill in the correct words.
3. Teach the student the K sound using the words: kick, kite, kitten.

4. Listen and write

kite jump kitten box kick happy

1.  _____	2.  _____	3.  _____
4.  _____	5.  _____	 _____

If you need help:

4. Have the student write the letter K under the pictures that begin with the K sound. Pictures: kite, jump, kitten, box, kick, happy. Have the student write the correct word under each picture.

5. Read

STORY WORDS - give or was

Bob will have to give the name and address of his present employer. He will have to give the name and address of his former or previous employer. Bob's present employer is Ken Kite. His former employer was Henry Hill.

6. Homework

Please print.

k

K

If you need help:

- 5. Read the story words with the student.
Read the story with the student.
Have the student read the story again.
- 6. Have the student print k then K.

Unit 1 - Filling out Forms
Lesson 10

1. New words

Reason for leaving school attended

2. Write

1. Present Employer

Name _____
First Last

Address _____

Telephone () _____
Area Code

2. Former (previous) Employer

Name _____
First Last

Address _____

Telephone () _____
Area Code

3. Reason for leaving previous job _____

4. Last school attended _____

From _____ To _____

Address of last school attended _____
City

State Zip Code

If you need help:

1. Read the new words with the student.
2. Have the student fill in the correct words.

3. Review B

bus	boy	be
buy	box	book

1. He will get on the b_____.
2. The b_____ will get a job.
3. The children want to read this b_____.
4. He will b_____ a car.
5. He will fill the b_____ with junk.
6. He will not get to b_____ with his friend.

4. Review C

car	code	cup	city	circle
-----	------	-----	------	--------

1. The c_____ is in the house.
2. The boy will go to the c_____.
3. The man will buy a new c_____.
4. He has a different zip c_____.

If you need help:

3. Have the student read the B words.
Have the student fill in the correct B word in each sentence. IT MUST MAKE SENSE!
4. Have the student read the C words.
Have the student fill in the correct C word in each sentence. IT MUST MAKE SENSE! You will not use all the words.

5. Read and write

STORY WORDS - laid off now that pays

Bob was laid off his last job. This was the reason for leaving his previous job. Now he needs a job that pays more money. This is the reason he will be leaving his present job.

Bob will have to fill out a job application form. He will have to give the name of the last school he attended. Sullivan Street was the last school that Bob attended.

1. Bob was _____ his last job.
2. Bob will be leaving his present job to make more _____.
3. Sullivan Street was the last school Bob _____.

6. Write

1. Bob needs a job _____.
now not
2. Bob needs a job _____ form.
application attended
3. Bob needs a job that _____ more money.
previous pays

If you need help:

5. Read the story words with the student.
Read the story with the student.
Have the student read the story again.
Have the student fill in the correct word in each sentence. Use the story to help find the correct word.
6. Have the student circle the correct word then write the correct word in each sentence.

Unit 1 - Filling out Forms
Lesson 11

1. New words

as	grade completed	references	three
----	-----------------	------------	-------

2. Write

1. Last school attended _____
From _____ To _____
2. Address of last school attended _____
City State Zip Code
3. Last grade completed _____

REFERENCES

1. Name and address of former (previous) employer as a reference

Name _____

Address _____
Street P.O. Box

City State Zip Code

2. Name and address of present employer as a reference

Name _____

Address _____
Street P.O. Box

City State Zip Code

If you need help:

1. Read the new words with the student.
2. Have the student fill in the correct words.

3. Name and address of three friends as references

1. Name _____

Address _____
Street P.O. Box Apartment
City State Zip Code

2. Name _____

Address _____
Street P.O. Box Apartment
City State Zip Code

3. Name _____

Address _____
Street P.O. Box Apartment
City State Zip Code

3. Review D

dad	date	dinner	down	does
-----	------	--------	------	------

1. He will go out to d_____.
2. He will take his friend out on a d_____.
3. The children are going d_____ the street.
4. His d_____ lives in this house.

If you need help:

3. Have the student read the D words.
Have the student fill in the correct D word in each sentence. IT MUST MAKE SENSE! You will not use all the words.

4. Review F

first	female	fix	five	fire	form	fill
-------	--------	-----	------	------	------	------

1. The boy wants to go f_____.
2. He will f_____ the car.
3. The man has f_____ children.
4. The children found a f_____ in the house.
5. The man will get a job application f_____.

5. Read and write.

STORY WORDS - at did full

Bob attended school at Hill Street from 1980 to 1981. He did not complete a full year at this school. He attended Sullivan Street from 1981 to 1984. The last grade he completed was grade three.

Bob will give the names of his present employer and his former employer as references. He will give the name of a friend as a reference.

6. Write

1. Bob attended _____ at Hill Street.
2. He did not complete a full _____ at Hill Street.
3. The last grade Bob _____ was grade three.

If you need help:

4. Have the student read the F words.
Have the student fill in the correct F words in each sentence. IT MUST MAKE SENSE! You will not use all the words.
5. Read the story with the student.
Have the student read the story again.
6. Have the student fill in the correct word in each sentence. Use the story to help find the correct word.

Unit 1 - Filling out Forms
Lesson 12

1. New words

Military service	Special skills	Education
------------------	----------------	-----------

2. Write

EDUCATION

1. Last school attended _____
From _____ Year To _____ Year

2. Last grade completed _____

3. Military service Yes No
From _____ Year To _____ Year

4. Special skills used in former job _____

5. Special skills used in present job _____

6. Name more special skills you have _____

If you need help:

1. Read the new words with the student.
2. Have the student fill in the correct words.

3. Review G

girl	game	go	going	get	give
------	------	----	-------	-----	------

1. The boy will g_____ help.
2. He will g_____ down the street.
3. He is not g_____ home.
4. The g_____ needs to make more money.
5. The g_____ is new.
6. Dad will not g_____ the boy more money.

4. Review H

ham	house	hand	happy	help
-----	-------	------	-------	------

1. H_____ this money to the girl.
2. He will make his h_____ payment.
3. He will put the h_____ in the box.
4. The man will get h_____ for the children.
5. The children are h_____ to live on this street.

If you need help:

3. Have the student read the G words.
Have the student fill in the correct G word in each sentence. IT MUST MAKE SENSE!
4. Have the student read the H words.
Have the student fill in the correct H word in each sentence. IT MUST MAKE SENSE!

5. Read

STORY WORDS - likes work fixing working

Bob likes to work with his hands. He likes to fix cars and used telephones. Fixing cars and fixing used telephones are his special skills. Working with telephones was the position Bob held on a previous job.

Now Bob wants to get a job that pays more money. First he will need to get more education.

Bob completed five years of military service.

6. Write.

1. Bob used his hands to fix _____ and _____.
2. Fixing cars and telephones are Bob's special _____.
3. Bob's work on his previous _____ was with telephones.
4. Bob needs a job that pays more _____.
5. To get a job that pays more money, Bob will need more _____.
6. Bob was in the military service for _____ years.

if you need help:

5. Read the story words with the student.
Read the story with the student.
Have the student read the story again.
6. Have the student fill in the correct word in each sentence. Use the story to help find the correct word.

Unit 1 - Filling out Forms

Lesson 13

1. New words.

Experience	Signature of applicant
------------	------------------------

2. Write

4. EXPERIENCE:						
Employers (Last one First)						
Date Month/Year	Name and address of Employer	Salary (Income)	Position Held	Reason for Leaving	Part Time	Full Time
Present From _____ To _____						
Former (Previous) From _____ To _____						
Former (Previous) From _____ To _____						

Date / /
 Month Day Year

 Applicant's Signature

Date / /
 Month Day Year

 Signature of Applicant

If you need help:

1. Read the new words with the student.
2. Have the student fill in the correct words.

3. Review G, H

girl	game	go	going
get	give	ham	house
hand	happy	his	has
he	help	home	

- | | | |
|---------------|----------------|-----------------|
| 1. vige _____ | 6. danh _____ | 11. ginog _____ |
| 2. mah _____ | 7. pahpy _____ | 12. mage _____ |
| 3. og _____ | 8. lirg _____ | 13. sohue _____ |
| 4. teg _____ | 9. mohe _____ | 14. shi _____ |
| 5. pelh _____ | 10. sha _____ | 15. eh _____ |

Review J, K

jump	junk	job
kick	kite	kitten

- | | | |
|---------------|---------------|-----------------|
| 1. tike _____ | 3. boj _____ | 5. tentik _____ |
| 2. pumj _____ | 4. cikk _____ | 6. kujn _____ |

If you need help:

3. Have the student read the G and H words.
Have the student write the G and H words correctly.
Have the student read the J and K words.
Have the student write the J and K words correctly.

Review J, K.

jump	junk	job
kick	kite	kitten

1. Dad is going to get a new j_____.
2. He will put this j_____ in the box.
3. The children will j_____ down the street.
4. The new k_____ is in the box.
5. The boy will k_____ the girl first.
6. The children want to buy a k_____.

4. Read

Bob has five years work experience on his former job. The former position Bob held was fixing cars. Bob will have to complete a form for a new job. He will be an applicant for the job. He will have to put his signature on the form. His signature is his name.

5. Write.

1. Bob will have to put his _____ on the form.
2. Bob's signature is his _____.

If you need help:

3. Have the student read the J and K words.
Have the student fill in the correct J and K words in each sentence. IT MUST MAKE SENSE!
4. Read the story with the student.
Have the student read the story again.
5. Have the student fill in the correct word in each sentence. Use the story to help find the correct word.

Unit 1 - Filling out Forms
Lesson 14

1. Match

- | | | |
|------------------------------|-------|---------------------------------------|
| 1. Salary | _____ | A. spouse and children |
| 2. dependents | _____ | B. male, female |
| 3. marital status | _____ | C. employers, friend |
| 4. references | _____ | D. St. |
| 5. reasons for leaving a job | _____ | E. job, credit |
| 6. signature | _____ | F. single, married, divorced, widowed |
| 7. payment | _____ | G. income |
| 8. application | _____ | H. laid off, more money |
| 9. sex | _____ | I. \$200 monthly to buy a car |
| 10. street | _____ | J. your name |

2. Read and write

single signature payment reference

1. You need your _____ on an application form.
2. Bob makes a monthly _____ on his car.
3. Bob will use Ken Kite as a _____ for a new job.
4. Bob is not married so his marital status is _____.

If you need help:

1. Have the student read the words on the left.
Have the student read the words on the right.
Have the student match the words on the left to the words on the right. Have the student write the correct number on the line.
2. Have the student read the words.
Have the student write the correct word on each line.



3. Review B, C

bus	box	boy	book
buy	birth	car	cup
city	circle	code	

- 1. yub _____
- 2. rac _____
- 3. xbo _____
- 4. ticy _____
- 5. doec _____
- 6. okbo _____
- 7. tirbh _____
- 8. yob _____
- 9. rilcec _____
- 10. sub _____
- 11. upc _____

4. Review D, F

dad	date	dinner	down
does	day	first	female
fix	five	fire	form
fill	found		

- 1. lefmea _____
- 2. nidner _____
- 3. tade _____
- 4. vefi _____
- 5. soed _____
- 6. mofr _____
- 7. add _____
- 8. xfi _____
- 9. siftr _____
- 10. noudf _____
- 11. lifl _____
- 12. nodw _____
- 13. rife _____
- 14. ayd _____

If you need help:

- 3. Have the student read the B and C words.
Have the student write the B and C words correctly on the lines.
- 4. Have the student read the D and F words.
Have the student write the D and F words correctly on the lines.

5. Match

- | | | |
|-------------------|-------|--|
| 1. credit | _____ | A. not part-time |
| 2. address | _____ | B. telephone |
| 3. former | _____ | C. social security number |
| 4. present | _____ | D. Month |
| 5. phone | _____ | E. Apt. |
| 6. S. S. # | _____ | F. school |
| 7. mo. | _____ | G. name of job |
| 8. yr. | _____ | H. to get money to buy a car |
| 9. education | _____ | I. P. O. Box 5
Greenville, SC 29200 |
| 10. Apartment | _____ | J. previous |
| 11. position held | _____ | K. now |
| 12. full-time | _____ | L. Year |

6. Read and write

position	education	credit	former	full-time
----------	-----------	--------	--------	-----------

- Bob wants to get money to buy a car; so he will fill out a _____ application form.
- The last _____ Bob held was that of fixing telephones.
- Bob needs to get more _____.
- Bob does not work for his _____ employer now.
- Bob needs to get a _____ job.

If you need help:

- Have the student read the words on the left.
Have the student read the words on the right.
Have the student match the words on the left with the words on the right. Have the student write the correct number on the line.
- Have the student read the words.
Have the student write the correct word on each line.

Unit 1 - Filling Out Forms
Lesson 15

1. Fill out this form

1. Name _____			
Last	First	Middle	
Address _____			
Street	P.O.Box	Apt. Number	

City	State	Zip Code	
Telephone () _____			
Area Code			
2. Date of Birth _____ / _____ / _____			
Month		Day	Year
Sex: <u>Male</u> <u>Female</u> (Circle one)			
Race _____		Age _____	
Social Security Number (S.S.#) _____			
3. Marital Status: (Circle one) <u>Single</u> <u>Married</u>			
<u>Divorced</u> <u>Widowed</u>			
Name of Spouse _____			
Address of Spouse (if different) _____			
Street	P.O.Box	Apt. Number	

City	State	Zip Code	
Number of Dependents _____			

If you need help:

1. Have the student fill out the job application form.

4. EXPERIENCE:

Employers (Last one First)

Date Month/Year	Name and address of Employer	Salary (Income)	Position Held	Reason for Leaving	Part Time	Full Time
Present From _____ To _____						
Former (Previous) From _____ To _____						
Former (Previous) From _____ To _____						

Present Salary (Income) _____ Weekly _____ Monthly _____ Hourly (an hour) _____

5. EDUCATION:

Last School Attended _____
From _____ To _____

Last Grade Completed _____

6. Military Service Yes No

From _____ Year To _____ Year

Special Skills _____

Name 3 (three) References

1. Name _____

Address _____
Street P.O. Box

_____ City State Zip Code

Telephone () _____
Area Code

2. Name _____

Address _____
Street P.O. Box

_____ City State Zip Code

Telephone () _____
Area Code

3. Name _____

Address _____
Street P.O. Box

_____ City State Zip Code

Telephone () _____
Area Code

Date _____ / _____ / _____
Month Day Year

Signature of Applicant

If you need help:
1. Have the student fill out the job application form.

Unit 2 - Numbers, Days, Months
Lesson 16

1. New words

one	two	three	four	five
six	seven	eight	nine	ten

2. Write the number word

- | | |
|---------|----------|
| 1 _____ | 6 _____ |
| 2 _____ | 7 _____ |
| 3 _____ | 8 _____ |
| 4 _____ | 9 _____ |
| 5 _____ | 10 _____ |

Write the number

- | | |
|-------------|-------------|
| seven _____ | five _____ |
| two _____ | eight _____ |
| four _____ | ten _____ |
| three _____ | six _____ |
| nine _____ | one _____ |

3. Listen

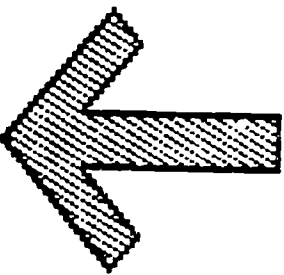




l = left lesson listen lid last lives

If you need help:

1. Read the new words with the student.
2. Have the student fill in the correct words and numbers.
3. Teach the L sound using the words: left, lesson, listen, lid, last, and lives.

4. Listen and write

left bus lesson listen lid female

<p>1.</p>  <hr/>	<p>2.</p>  <hr/>	<p>3.</p> <p>READ</p> <div style="border: 1px solid black; padding: 2px; display: inline-block;"> <p>STORY WORDS - this is his</p> </div> <p>This is Bob Brown. His first name is Bob. His last name is Brown.</p> <hr/>
<p>4.</p>  <hr/>	<p>5.</p>  <hr/>	<p>6.</p>  <hr/>

If you need help:

4. Have the student write the letter L under each picture that begins with the L sound. Pictures: left, bus, lesson, lister, lid, female. Have the student write the correct word under each picture.

5. Read and write

WORDS	-	dollar	dollars	cents	\$	¢
-------	---	--------	---------	-------	----	---

three dollars	_____	\$ 1.07
eight dollars	_____	\$ 8.08
six dollars	_____	\$10.04
two dollars	_____	\$ 6.00
four cents	_____	\$ 2.00
nine cents	_____	\$ 5.07
eight dollars and eight cents	_____	\$ 3.00
five dollars and seven cents	_____	9¢
ten dollars and four cents	_____	\$.04
one dollar and seven cents	_____	\$ 8.00

6. Homework

Please print.

Handwriting practice lines consisting of solid top and bottom lines with a dashed middle line. The first line has a vertical line on the left side, and the second line has a horizontal line on the left side.

If you need help:

5. Have the student read the words and write the correct number on each line.
6. Have the student print l then L.

Unit 2 - Numbers, Days, Months
Lesson 17

1. New words

eleven	twelve	thirteen	fourteen	fifteen
--------	--------	----------	----------	---------

2. Write the number word

11 _____

14 _____

12 _____

15 _____

13 _____

Write the number

twelve _____

eleven _____

thirteen _____

fifteen _____

fourteen _____

3. Listen







m = male	month	married	middle	money
----------	-------	---------	--------	-------

If you need help:

1. Read the new words with the student.
2. Have the student fill in the correct words and numbers.
3. Teach the M sound using the words: male, month, married, middle, and money.

4. Listen and write

male	dinner	money
middle	month	married

<p>1.</p>  <p>_____</p>	<p>2.</p>  <p>_____</p>	<p>3.</p>  <p>_____</p>
<p>4.</p>  <p>_____</p>	<p>5.</p>  <p>_____</p>	<p>6.</p>  <p>_____</p>

 If you need help:

4. Have the student write the letter M under each picture that begins with the M sound. Pictures: male, dinner, money, middle, month, married. Have the student write the correct word under each picture.

5. Read and write

WORDS	-	dollar	dollars	cents	\$	¢
-------	---	--------	---------	-------	----	---

thirteen dollars _____	15¢
eleven dollars and two cents _____	\$11.15
three dollars and fourteen cents _____	\$13.00
four dollars and thirteen cents _____	\$11.02
fifteen cents _____	\$12.08
fourteen dollars and ten cents _____	\$ 3.14
eleven dollars and fifteen cents _____	\$15.13
twelve cents _____	\$ 4.13
fifteen dollars and thirteen cents _____	\$14.10
twelve dollars and eight cents _____	\$.12

6. Homework

Please print.

m

M

If you need help:

5. Have the student read the words and write the correct number on each line.
6. Have the student print m then M.

Unit 2 - Numbers, Days, Months
Lesson 18

1. New words

sixteen	seventeen	eighteen	nineteen	twenty
---------	-----------	----------	----------	--------

2. Write the number word

11 _____	16 _____
12 _____	17 _____
13 _____	18 _____
14 _____	19 _____
15 _____	20 _____

Write the number

nineteen _____	sixteen _____
fifteen _____	eleven _____
twelve _____	fourteen _____
eighteen _____	seventeen _____
twenty _____	thirteen _____

3. Listen



n	=	name	new	numbers	nine
		not	now	needs	nineteen

If you need help:

1. Read the new words with the student.
2. Have the student fill in the correct words and numbers.
3. Teach the N sound using the words: name, new, numbers, nine, not, now, needs, and nineteen.

4. Listen and write

nineteen lid name numbers male nine

<p>1.</p> <p style="font-size: 2em;">19</p> <hr/>	<p>2.</p>  <hr/>	<p>3.</p> <p>Bob Brown</p> <hr/>
<p>4.</p> <p>5³ 7 12</p> <hr/>	<p>5.</p>  <hr/>	<p>6.</p> <p style="font-size: 2em;">9</p> <hr/>

 If you need help:

4. Have the student write the letter N under each picture that begins with the N sound. Pictures: nineteen, lid, name, numbers, male, nine. Have the student write the correct word under each picture.

5. Read and write

Words	- dollar	dollars	cents	\$	¢
-------	----------	---------	-------	----	---

twenty dollars _____	\$14.20
ten dollars _____	\$16.15
sixteen dollars and fifteen cents _____	\$17.14
seventeen dollars and twenty cents _____	\$18.12
eighteen dollars and twelve cents _____	\$13.12
fourteen dollars and twenty cents _____	\$20.00
nineteen dollars and thirteen cents _____	\$15.15
thirteen dollars and twelve cents _____	\$19.13
fifteen dollars and fifteen cents _____	\$17.20
seventeen dollars and fourteen cents _____	\$10.00

6. Homework

Please print.

n

N

If you need help:

5. Have the student read the words and write the correct number on each line.
6. Have the student print n then N.



Unit 2 - Numbers, Days, Months

Lesson 19

1. New words

thirty	forty	fifty	sixty
seventy	eighty	ninety	one hundred

2. Write the number word

10 _____	60 _____
20 _____	70 _____
30 _____	80 _____
40 _____	90 _____
50 _____	100 _____

Write the number

one hundred _____	ten _____
eighty _____	ninety _____
sixty _____	thirty _____
forty _____	seventy _____
twenty _____	fifty _____



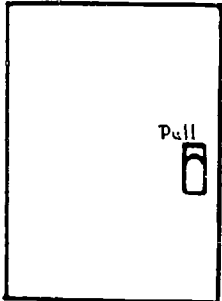
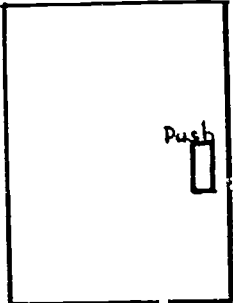
3. Listen

p = pay	park	penny	pull	push
---------	------	-------	------	------

- *****
If you need help:
1. Read the new words with the student.
 2. Have the student fill in the correct words and numbers.
 3. Teach the P sound using the words: pay, park, penny, pull, and push.

4. Listen and write

lesson park penny pull nineteen push

<p>1.</p> <p>READ</p> <p>STORY WORDS - this is his</p> <p>This is Bob Brown. His first name is Bob. His last name is Brown.</p> <hr/>	<p>2.</p>  <hr/>	<p>3.</p>  <hr/>
<p>4.</p>  <hr/>	<p>5.</p> <p>19</p> <hr/>	<p>6.</p>  <hr/>

If you need help:

- 4. Have the student write the letter P under each picture that begins with the P sound. Pictures: lesson, park, penny, pull, nineteen, and push. Have the student write the correct word under each picture.

5. Read and write

Words	- dollar	dollars	cents	\$	¢
-------	----------	---------	-------	----	---

twenty-seven dollars _____	\$ 37.46
eighty-four dollars _____	\$152.17
sixty-five dollars _____	\$ 72.13
thirty-seven dollars and forty-six cents _____	\$ 88.12
forty-three dollars and ninety-eight cents _____	\$ 96.79
fifty-one dollars and eighteen cents _____	\$ 27.00
seventy-two dollars and thirteen cents _____	\$ 43.98
eighty-eight dollars and twelve cents _____	\$ 51.18
ninety-six dollars and seventy-nine cents _____	\$ 84.00
one hundred fifty-two dollars and seventeen cents _____	\$ 65.00

6. Homework

Please print.

P

P

If you need help:

5. Have the student read the words and write the correct number on each line.
6. Have the student print p then P.



Unit 2 - Numbers, Days, Months

Lesson 20

1. Review new words

one	two	three	four
five	six	seven	eight
nine	ten	eleven	twelve
thirteen	fourteen	fifteen	sixteen
seventeen	eighteen	nineteen	twenty
thirty	forty	fifty	sixty
seventy	eighty	ninety	one hundred

2. Write the number word

1 _____	15 _____
2 _____	16 _____
3 _____	17 _____
4 _____	18 _____
5 _____	19 _____
6 _____	20 _____
7 _____	30 _____
8 _____	40 _____
9 _____	50 _____
10 _____	60 _____
11 _____	70 _____
12 _____	80 _____
13 _____	90 _____
14 _____	100 _____

If you need help:

1. Read the words with the student.
2. Have the student fill in the correct word.

3. Write the number

ten	_____	three	_____
thirty	_____	sixteen	_____
six	_____	twelve	_____
fourteen	_____	eighty	_____
eleven	_____	one hundred	_____
five	_____	eighteen	_____
nine	_____	forty	_____
twenty	_____	fifteen	_____
ninety	_____	seventeen	_____
two	_____	one	_____
sixty	_____	seventy	_____
four	_____	nineteen	_____
thirteen	_____	seven	_____
eight	_____	fifty	_____

4. Review L, M, N, P

l m	_____ale	m n	_____ot	l n	_____ast	l n	_____ow
l n	_____eft	l m	_____esson	m n	_____arried	n p	_____ay
n p	_____ame	n p	_____umbers	m n	_____eeds	l n	_____id
n m	_____iddle	l m	_____ives	l n	_____isten	m p	_____ull
m n	_____onth	l p	_____enny	m p	_____oney	n p	_____ush

If you need help:

3. Have the student fill in the correct number.
4. Have the student write the correct letter. Have the student read the words.
Have the student say the words for each sound.

5. Add

- | | | | | | | | |
|----|--|---|--|---|--|--|--|
| 1. | $\begin{array}{r} 8 \\ +1 \\ \hline 9 \end{array}$ | $\begin{array}{r} 4 \\ +3 \\ \hline \end{array}$ | $\begin{array}{r} 7 \\ +2 \\ \hline \end{array}$ | $\begin{array}{r} 5 \\ +4 \\ \hline \end{array}$ | $\begin{array}{r} 6 \\ +1 \\ \hline \end{array}$ | $\begin{array}{r} 2 \\ +5 \\ \hline \end{array}$ | $\begin{array}{r} 1 \\ +7 \\ \hline \end{array}$ |
| 2. | $\begin{array}{r} 8 \\ +7 \\ \hline 15 \end{array}$ | $\begin{array}{r} 6 \\ +5 \\ \hline \end{array}$ | $\begin{array}{r} 2 \\ +9 \\ \hline \end{array}$ | $\begin{array}{r} 6 \\ +7 \\ \hline \end{array}$ | $\begin{array}{r} 4 \\ +8 \\ \hline \end{array}$ | $\begin{array}{r} 8 \\ +8 \\ \hline \end{array}$ | $\begin{array}{r} 6 \\ +9 \\ \hline \end{array}$ |
| 3. | $\begin{array}{r} 61 \\ + 4 \\ \hline 65 \end{array}$ | $\begin{array}{r} 42 \\ + 5 \\ \hline \end{array}$ | $\begin{array}{r} 31 \\ +67 \\ \hline \end{array}$ | $\begin{array}{r} 60 \\ +32 \\ \hline \end{array}$ | $\begin{array}{r} 41 \\ +58 \\ \hline \end{array}$ | $\begin{array}{r} 13 \\ +71 \\ \hline \end{array}$ | $\begin{array}{r} 84 \\ +13 \\ \hline \end{array}$ |
| 4. | $\begin{array}{r} 48 \\ +28 \\ \hline 76 \end{array}$ | $\begin{array}{r} 68 \\ +42 \\ \hline \end{array}$ | $\begin{array}{r} 37 \\ +83 \\ \hline \end{array}$ | $\begin{array}{r} 19 \\ +18 \\ \hline \end{array}$ | $\begin{array}{r} 27 \\ +78 \\ \hline \end{array}$ | $\begin{array}{r} 19 \\ +45 \\ \hline \end{array}$ | $\begin{array}{r} 78 \\ +54 \\ \hline \end{array}$ |
| 5. | $\begin{array}{r} \$3.54 \\ +5.71 \\ \hline \$9.25 \end{array}$ | $\begin{array}{r} \$4.19 \\ + .42 \\ \hline \end{array}$ | $\begin{array}{r} \$1.28 \\ +5.69 \\ \hline \end{array}$ | $\begin{array}{r} \$3.61 \\ + .46 \\ \hline \end{array}$ | $\begin{array}{r} \$2.09 \\ +7.81 \\ \hline \end{array}$ | $\begin{array}{r} \$6.34 \\ + .72 \\ \hline \end{array}$ | |
| 6. | $\begin{array}{r} \$5.39 \\ +3.75 \\ \hline \$9.14 \end{array}$ | $\begin{array}{r} \$8.48 \\ + .78 \\ \hline \end{array}$ | $\begin{array}{r} \$6.63 \\ +2.58 \\ \hline \end{array}$ | $\begin{array}{r} \$8.89 \\ + .87 \\ \hline \end{array}$ | $\begin{array}{r} \$7.98 \\ + .97 \\ \hline \end{array}$ | $\begin{array}{r} \$2.68 \\ +2.69 \\ \hline \end{array}$ | |
| 7. | $\begin{array}{r} \$ 2.39 \\ 41.37 \\ + .63 \\ \hline \$44.39 \end{array}$ | $\begin{array}{r} \$ 4.70 \\ .27 \\ +26.86 \\ \hline \end{array}$ | $\begin{array}{r} \$4.08 \\ 3.45 \\ + .56 \\ \hline \end{array}$ | $\begin{array}{r} \$ 2.68 \\ .88 \\ +14.32 \\ \hline \end{array}$ | $\begin{array}{r} \$.38 \\ .72 \\ + 6.53 \\ \hline \end{array}$ | $\begin{array}{r} \$ 3.42 \\ 32.74 \\ + .09 \\ \hline \end{array}$ | |

If you need help:

5. Have the student add each problem.

Order Information

Outside South Carolina

To purchase additional workbooks, videotapes, or to inquire about reprinting and tape duplication, write:

S.C. ETV Marketing
P.O. Drawer L
Columbia, SC 29250-2712

or call 1-800-553-7752

Inside South Carolina

Contact:

Office of Adult Education
Room 209-A
State Department of Education
Rutledge Building
1429 Senate Street
Columbia, SC 29201

or call 1-800-922-1109

Learning for Living

A Series of Lessons for the Adult Learner

Book 2

A cooperative project of




The Adult Education Division
School District of Greenville County
Greenville, S.C.
Dr. Thomas E. Kerns
Superintendent



WYFF-TV
Greenville, S.C.
Douglas A. Smith
Vice President &
General Manager



South Carolina ETV
Columbia, S.C.
Henry J. Cauthen
President &
General Manager



Partially funded by a Section 310, Adult Education Act
P.L. 91-20 and Amendments Grant
through the Office of Adult Education
South Carolina State Department of Education
Dr. Charlie G. Williams
State Superintendent of Education
and
The Greenville Alliance for Quality Education

A Note to Teachers and Volunteer Tutors

Directions below the line of stars on each page are written for a helper that the student may have in his or her home or neighborhood. This helper may possess marginal reading skills; therefore, the directions have been simplified to meet this need.

A teacher or tutor working with an individual or a group of individuals can expand on these directions to meet the needs of his or her particular student or students. Lessons may be taught with or without the accompanying videos which may be turned off or rerun as needed. Each lesson can be expanded into a one and one-half or two hour time frame at the discretion of the teacher or tutor.

Life coping skills information may, on occasion, need to be adapted to the customs and regulations in the community or state where the student or students reside.

Authors

Ann L. Nickles Libby E. Smith
Jo an L. Boehm Carol W. Petty

Layout and Graphics

Connie L. Cox

Copyright ©1988 School District of Greenville County, South Carolina

All rights reserved. Permission is given for non-profit agencies to reproduce this material to be used for teaching students without cost to the student. This material cannot be reproduced and sold.

TABLE OF CONTENTS
LEARNING FOR LIVING
BOOK 2

UNIT 2 NUMBERS, DAYS, MONTHS

Lesson 21	Day of the Week, Review Sounds and Letters b, c	61
Lesson 22	Months - January through June; Review Sounds and Letters d, f	64
Lesson 23	Months - July through December; Review Sounds and Letters g, h	67
Lesson 24	First, Second, Third, and Fourth Quarter; Review Sounds and Letters j, k	70
Lesson 25	Reading the Calendar; Review Sounds and Letters m, n, p	73

UNIT 3 MONEY AND BANKING

Lesson 26	Money, Bank, Savings Account, Interest; Sound for qu; Print q, Q	76
Lesson 27	Withdrawal, Deposit, Balance, Sound for r; Print r, R	79
Lesson 28	Currency, Coin, Checks; Sound for s; Print s, S	82
Lesson 29	Statement, Paid, Current, Sound for t; Print t, T	85
Lesson 30	Passbook, Withdrawal and Deposit Slips, Bank Statement; Subtraction	88
Lesson 31	Checking Account, Customer Service, Cash; Review Sounds and Letters for r, n, p	91
Lesson 32	Checks - Pay To The Order Of; Review qu, r	94
Lesson 33	Check Register, Amount, Subtract; Review s, t	97
Lesson 34	Item, Beginning and Ending Balance; Review l, m, n, p	100
Lesson 35	Deposit Ticket, Check Register, Check; Review qu, r	103

UNIT 4 MONTHLY BILLS

Lesson 36	Amount Due, Current Charges, Gas Company; Sound for v; Print v, V	106
Lesson 37	Average Daily Cost, Power Company; Sound for w; Print w, W	109
Lesson 38	Gallons, Water Department, Past Due, Billing Date; Sound for x, Print x, X	112
Lesson 39	Billing Questions, Amount Enclosed; Sound for y; Print y, Y	115
Lesson 40	Finance Charge, Store; Sound for z; Print z, Z	118

Unit 2 - Numbers, Days, Months

Lesson 21

1. New words

Sunday (Sun.)	Monday (Mon.)	Tuesday (Tues.)
Wednesday (Wed.)	Thursday (Thurs.)	Friday (Fri.)
Saturday (Sat.)		

2. Write

Sunday _____	Tues. _____
Monday _____	Mon. _____
Tuesday _____	Sun. _____
Wednesday _____	Fri. _____
Thursday _____	Wed. _____
Friday _____	Sat. _____
Saturday _____	Thurs. _____

Friday	1. _____
Tuesday	2. _____
Sunday	3. _____
Saturday	4. _____
Monday	5. _____
Wednesday	6. _____
Thursday	7. _____

If you need help:

1. Read the new words with the student.
2. Have the student write the correct abbreviation for each word.
Have the student write the correct word for each abbreviation.
Write the days of the week in order.

3. Review B, C

b =	bus	box	boy	book	buy
c = k	car	code	cup		
c = s	city	circle			

4. Listen and write

bus	cup	buy	city	boy
car	box	code	book	circle

- | | |
|--------|---------|
| 1. b c | 6. b c |
| 2. b c | 7. b c |
| 3. b c | 8. b c |
| 4. b c | 9. b c |
| 5. b c | 10. b c |

_____ up	_____ ox
_____ oy	_____ ode
_____ ity	_____ us
_____ ircle	_____ ar
_____ ook	_____ uy

If you need help:

3. Review the b, c = k, and c = s sounds. Read the words with the student.
4. Read the words in the box to the student. Have the student circle the first letter for each word. Have the student write the b and c words correctly.

5. Read and write

STORY WORD - week

A week has seven days. The first day of the week is Sunday.
The last day of the week is Saturday.

Dan works five days a week. His employer pays him weekly.
His pay day is Friday.

1. A _____ has seven days.
2. The first day of the week is _____.
3. The last day of the week is _____.

6. Homework

Please print.

b

B

c C

If you need help:

5. Read the new story word with the student.
Read the story with the student.
Have the student read the story again.
Have the student fill in the correct words.
6. Have the student print the letters b, B, c, and C.

Unit 2 - Numbers, Days, Months
Lesson 22

1. New Words

January (Jan.)	February (Feb.)	March (Mar.)
April (Apr.)	May	June

2. Write

January _____	Feb. _____
February _____	June _____
March _____	Jan. _____
April _____	May _____
May _____	Apr. _____
June _____	Mar. _____

The months have numbers. The number for the month is used to write dates. January is the first month so January is number one. February is number two.

April _____	March _____
June _____	January _____
February _____	May _____

If you need help:

1. Read the new words with the student.
2. Have the student write the correct abbreviation beside each month. Have the student write the correct month beside each abbreviation. May and June cannot be abbreviated.
Have the student write the number of the month on the line next to each month.

3. Review D, F

d =	dad	date	dinner	down
f =	fix	fire	female	five
	form	fill		

4. Listen and write

fill	dad	female	down	form
date	fire	dinner	five	fix

- | | | | | | |
|----|---|---|-----|---|---|
| 1. | d | f | 6. | d | f |
| 2. | d | f | 7. | d | f |
| 3. | d | f | 8. | d | f |
| 4. | d | f | 9. | d | f |
| 5. | d | f | 10. | d | f |

_____ill	_____orm
_____ad	_____inner
_____emale	_____ire
_____own	_____ate
_____ix	_____ive

If you need help:

3. Review the d and f sounds. Read the words with the student.
4. Read the words in the box to the student. Have the student circle the first letter for each word. Have the student write the d and f words correctly.

5. Read and write

STORY WORDS - next before

January is the first month of the year. February is the next month. January is before February.

March is month number three. March is before April. April is before May. May is before June. June is month number six.

1. _____ is the first month of the year.
2. _____ is month number three.
3. March is before _____.
4. _____ is month number six.

6. Homework

Please print.

d

D

f

F

If you need help:

5. Read the story words with the student.
Read the story with the student.
Have the student read the story again.
Have the student fill in the correct words.
6. Have the student print the letters d, D, f, and F.

Unit 2 - Numbers, Days, Months

Lesson 23

1. New words

July	August (Aug.)	September (Sept.)
October (Oct.)	November (Nov.)	December (Dec.)

2. Write

July	_____	Sept.	_____
August	_____	Nov.	_____
September	_____	Aug.	_____
October	_____	July	_____
November	_____	Oct.	_____
December	_____	Dec.	_____

The months have numbers. The number for the month is used to write dates. July is number seven. August is number eight. Write the numbers for the months.

September	_____	July	_____
November	_____	December	_____
August	_____	October	_____

If you need help:

1. Read the new words with the student.
2. Have the student write the correct abbreviation for each month. Have the student write the correct month for each abbreviation. July cannot be abbreviated. Have the student write the number of the month on the line next to the month.

3. Review G, H

g =	girl	game	going	go	get
h =	hand	ham	house	happy	

4. Listen and write

going	ham	get	house	go
happy	girl	hand	game	

- | | |
|--------|--------|
| 1. g h | 6. g h |
| 2. g h | 7. g h |
| 3. g h | 8. g h |
| 4. g h | 9. g h |
| 5. g h | |

_____o	_____appy
_____am	_____oing
_____irl	_____and
_____ouse	_____ame
_____et	

If you need help:

3. Review the g and h sounds. Read the words with the student.
4. Read the words in the box to the student. Have the student circle the first letter for each word. Have the student write the g and h words correctly.

5. Read and write

STORY WORD - after

July is after June. July is month number seven. July is before August. September is the next month. October is after September. November is the next month. December is the last month of the year. December is month number twelve.

January is the first month of the new year. January is after December.

1. _____ is month number seven.
2. July is before _____.
3. October is after _____.
4. _____ is the last month of the year.

6. Homework

Please print.

g

G

h H

If you need help:

5. Read the new word with the student.
Read the story with the student.
Have the student read the story again.
Have the student fill in the correct words.
6. Have the student print the letters g, G, h, and H.

Unit 2 - Numbers, Days, Months

Lesson 24

1. New words

Quarter	Second	Third	Fourth
---------	--------	-------	--------

<u>First Quarter</u>	<u>Second Quarter</u>	<u>Third Quarter</u>	<u>Fourth Quarter</u>
January (Jan.) February (Feb.) March (Mar.)	April (Apr.) May June	July August (Aug.) September (Sept.)	October (Oct.) November (Nov.) December (Dec.)

2. Write

1. December is in the _____ quarter.

2. January is in the _____ quarter.

3. May is in the _____ quarter.

4. August is in the _____ quarter.

5. Write the months in the first quarter.

6. Write the months in the fourth quarter.

7. Write the months in the second quarter.

8. Write the months in the third quarter.

9. Circle the number of months in a quarter. 6 3 4 2

If you need help:

1. Read the new words with the student.
Have the student read the words in the boxes.
2. Have the student fill in the correct words in sentences 1-8.

3. Review J, K, L

j =	jump	junk	job
k =	kick	kite	kitten
l =	left	lost	lesson
	lid	lives	listen

4. Listen and write

lid	lives	kite	jump	job	left
lost	kick	junk	lesson	kitten	listen

- | | | | | | | | |
|----|---|---|---|-----|---|---|---|
| 1. | j | k | l | 7. | j | k | l |
| 2. | j | k | l | 8. | j | k | l |
| 3. | j | k | l | 9. | j | k | l |
| 4. | j | k | l | 10. | j | k | l |
| 5. | j | k | l | 11. | j | k | l |
| 6. | j | k | l | 12. | j | k | l |

_____ump	_____ives
_____itten	_____id
_____ite	_____ick
_____unk	_____esson
_____eft	_____ob
_____isten	_____ost

If you need help:

3. Review the j, k, and l sounds. Read the words with the student.
4. Read the words in the box to the student. Have the student circle the first letter for each word. Have the student write the j, k, and l words correctly.

5. Read and write

STORY WORDS - calendar time quarterly annually

A calendar year is twelve months. Four quarters are in a calendar year.

January, February, and March are in the first quarter of the year. If you make a payment one time in three months, you make it quarterly. You make quarterly payments four times a year.

If you make a payment one time a year, you make it annually.

1. Four _____ are in a calendar year.
2. You make _____ payments four times a year.
3. If you make a payment one time a year you make it _____.

6. Homework

Please print.

Handwriting practice lines for the letters j, J, k, K, l, and L. Each letter is shown once on a set of three lines (top, dashed middle, bottom) for tracing and once on a set of three lines for independent practice.

If you need help:

5. Read the story words with the student.
Read the story with the student.
Have the student read the story again.
Have the student fill in the correct words.
6. Have the student print the letters j, J, k, K, l, and L.

Unit 2 - Numbers, Days, Months

Lesson 25

1. Read and write

May

	1	2	3	4	5	6
7	8	9	10	11	12	13
14	15	16	17	18	19	20
21	22	23	24	25	26	27
28	29	30				

1. May 11 is on _____.
2. May 28 is on _____.
3. May 16 is on _____.
4. Write the days of the week. Sunday will be the first day.
 1. _____
 2. _____
 3. _____
 4. _____
 5. _____
 6. _____
 7. _____

Write the number

- | | |
|-------------|------------|
| July _____ | Nov. _____ |
| Sept. _____ | Feb. _____ |
| Jan. _____ | June _____ |
| Apr. _____ | Dec. _____ |
| Mar. _____ | May _____ |
| Aug. _____ | Oct. _____ |

If you need help:

1. Have the student write the abbreviations for the days of the week on the calendar, beginning with Sunday. Have the student read and fill in the correct word in each sentence. Have the student write the days of the week in order. Have the student write the correct number beside each abbreviation.

February	April	November	June
December	September	January	May
October	August	March	July

- | | |
|----------|-----------|
| 1. _____ | 7. _____ |
| 2. _____ | 8. _____ |
| 3. _____ | 9. _____ |
| 4. _____ | 10. _____ |
| 5. _____ | 11. _____ |
| 6. _____ | 12. _____ |

2. Read and write

STORY WORD - every

Seven days are in a week. Sunday is the first day of the week. The next days are Monday, Tuesday, Wednesday, Thursday, and Friday. The last day of the week is Saturday.

Twelve months are in a year. April, June, September, and November have thirty days. January, March, May, July, August, October, and December have thirty-one days.

February has twenty-eight days. February is different. It will have twenty-nine days every fourth year.

- _____ days are in a week.
- _____ months are in a year.

If you need help:

- Have the student write the months in order.
- Read the story with the student.
Have the student read the story again.
Have the student fill in the correct word in each sentence.

3. Review M, N, P

m =	male	month	married	middle	money
n =	name	needs	numbers	nineteen	
	new	not	nine	now	
p =	pay	penny	park	pull	push

4. Listen and write

money	push	middle	name	not	nineteen
penny	nine	married	park	pull	now
needs	male	numbers	month	pay	new

- | | |
|----------|-----------|
| 1. m n p | 10. m n p |
| 2. m n p | 11. m n p |
| 3. m n p | 12. m n p |
| 4. m n p | 13. m n p |
| 5. m n p | 14. m n p |
| 6. m n p | 15. m n p |
| 7. m n p | 16. m n p |
| 8. m n p | 17. m n p |
| 9. m n p | 18. m n p |

If you need help:

3. Review the m, n, and p sounds. Read the words with the student.
4. Read the words in the box to the student. Have the student circle the first letter for each word.

Unit 3 - Money and Banking

Lesson 26

1. New words

can bank savings account interest

2. Read and write.

Can you do no work and make money? Yes, put your money in the bank. You can have a savings account. The bank will pay you interest on the money in your savings account. A savings account works for you.

savings account interest money

1. You can put your _____ in a bank.
2. Your money will make money in a _____
_____.
3. _____ is the money you make from a savings account.

3. Listen







qu = quarter queen quart

If you need help:

1. Read the new words with the student.
2. Read the story with the student.
Have the student fill in the correct word in each sentence.
Use the story to help find the correct word.
3. Teach the qu sound using the words: quarter, queen, quart.

4. Listen and write

queen dinner quarter four cup quart

1.  _____	2.  _____	3.  _____
4.  _____	5.  _____	6.  _____

If you need help:

- 4. Have the student write the letter qu under each picture that begins with the qu sound. Pictures: queen, dinner, quarter, four, cup, quart. Have the student write the correct word under each picture.

5. Read and write

Story Words - save opens

Dan wants to save money. He makes five dollars (\$5.00) an hour or eight hundred dollars (\$800.00) a month. He wants to save forty dollars (\$40.00) a month.

Dan takes the money to the bank. He opens a savings account. The bank will pay interest on the money he puts in the savings account.

1. Dan wants to save _____ a month.
2. Dan opens a _____ account.
3. The bank will pay Dan _____.

6. Homework

Please print.

q

Q

If you need help:

5. Read the story words with the student.
 Read the story with the student.
 Have the student read the story again.
 Have the student fill in the correct word in each sentence.
6. Have the student print the letter q then Q.

Unit 3 - Money and Banking

Lesson 27

1. New words

withdrawal deposit balance how much add added

2. Read and write

Savings Account			
Date	Withdrawal	Deposit and Interest	Balance
03/02/88		\$100.00	\$100.00
04/11/88	\$40.00		\$ 60.00
05/02/88	\$50.00		\$ 10.00
06/15/88		\$ 50.00	\$ 60.00
06/30/88		\$.70	\$ 60.70

1. How much money was deposited in this savings account on 03/02/88? _____
2. How much money was the withdrawal on 05/02/88? _____
3. Interest was added on 06/30/88. How much was the interest? _____
4. How much was the balance on 06/30/88? _____

3. Listen







r = race rain read right

If you need help:

1. Read the new words with the student.
2. Read the savings account statement with the student. Have the student fill in the correct numbers using the numbers on the Savings Account statement.
3. Teach the r sound using the words: race, rain, read, right.

4. Listen and write

bus circle rain right fire read

1.  _____	2.  _____	3.  _____
4.  _____	5.  _____	6.  _____

If you need help:
4. Have the student write the letter r under each word that begins with the r sound. Pictures: bus, circle, rain, right, fire, read.
Have the student write the correct word under each picture.

5. Read and write

STORY WORD - made

Dan deposited \$100.00 in the savings account on March 2, 1988. He needed money to buy books for school. On April 11, 1988, Dan made a withdrawal of \$40.00 to pay for his books. On May 2, 1988 Dan made a withdrawal of \$50.00 to fix his car. His balance was \$10.00. Dan made a deposit of \$50.00 on June 15, 1988. The amount of interest added on June 30, 1988 was \$.70. His balance is now \$60.70.

1. Dan made a _____ of \$40.00 to pay for his books.
2. Dan made a _____ of \$50.00 on June 15, 1988.

6. Homework

Please print

r

R

If you need help:

5. Read the story word with the student.
Read the story with the student. Have the student read the story again. Have the student fill in the correct word in each sentence.
6. Have the student print the letter r then R.

Unit 3 - Money and Banking

Lesson 28

1. New words

currency	coin	checks	total
----------	------	--------	-------

2. Read and write

SAVINGS		Deposit		
Withdrawal		Currency	\$ 25	00
Date	\$	Coins		
	Dollars	Checks	\$ 250	00
Signature			\$ 40	00
The Bank Columbia, S. C. "000 000 00"		Total	\$ 315	00

1. Is Dan depositing currency? _____
2. Is Dan depositing four checks? _____
3. Dan's total deposit is _____.

3. Listen







s = signature	seven	sixteen	seventy
---------------	-------	---------	---------

If you need help:

1. Read the new words with the student.
2. Read the Withdrawal and Deposit ticket with the student. Have the student answer each question using the information on the Withdrawal and Deposit ticket.
3. Teach the s sound using the words: signature, seven, sixteen, seventy.

4. Listen and write

job seventy city signature down seven

1.  _____	2.  _____	3.  _____
4.  _____	5.  _____	6.  _____

If you need help:

- 4. Have the student write the letter s under each picture that begins with the s sound. Pictures: job, seventy, city, signature, down, seven. Have the student write the correct word under each picture.

5. Read and write

STORY WORDS - ticket into

Dan will have to fill out a deposit ticket to put money into his savings account. He will write down the currency and coins. He will write down the checks.

Dan will have to fill out a withdrawal ticket to take money out of the savings account. He will write down how much money he needs.

- 1. Dan will have to fill out a _____ ticket to put money into his savings account.
- 2. Dan will fill out a _____ ticket to take money out of his savings account.

6. Homework

Please print.

If you need help:

- 5. Read the story words with the student.
 Read the story with the student.
 Have the student read the story again.
 Have the student fill in the correct word in each sentence.
- 6. Have the student print the letter s then S.



Unit 3 - Money and Banking

Lesson 29

1. New words

statement	paid	current
-----------	------	---------

2. Read and write

Savings Account Statement		
THE BANK		
Columbia, S. C. 29200		
Date 06/30/88		Account # 000 000 00
		S. S. # 000 00 0000
Previous Balance	03/02/88	\$ 100.00
Deposit	03/15/88	50.00
Withdrawals	04/11/88	40.00
	05/02/88	50.00
Current Balance	06/30/88	60.70
Interest paid year to date		.70

1. Dan's previous balance was _____.
2. Dan's current balance is _____.
3. Dan made _____ in interest.

3. Listen





t = telephone	two	ten	time
---------------	-----	-----	------

If you need help:

1. Read the new words with the student.
2. Read the Savings Account statement with the student.
Have the student fill in the correct numbers using the Savings Account statement.
3. Teach the t sound using the words: telephone, two, ten, time.

4. Listen and write

telephone game two ten dad time

<p>1.</p>  <hr/>	<p>2.</p>  <hr/>	<p>3.</p> <p style="font-size: 2em;">2</p> <hr/>
<p>4.</p> <p style="font-size: 2em;">10</p> <hr/>	<p>5.</p>  <hr/>	<p>6.</p>  <hr/>

If you need help:

- Have the student write the letter t under each picture that begins with the t sound. Pictures: telephone, game, two, ten, dad, time. Have the student write the correct word under each picture.

5. Read and write

STORY WORDS - it comes see

Dan gets the statement for his savings account. It comes to his address.

Dan checks the statement to see if the deposits are on it. Dan checks the statement to see if the withdrawals are on it. He checks to see if the interest is on the statement.

1. The savings account statement comes to Dan's _____.
2. Dan checks the statement to see if the _____ and withdrawals are on it.
3. Dan checks to see if the _____ is on the statement.

6. Homework

Please print

t

T

If you need help:

5. Read the story words with the student.
Read the story with the student.
Have the student read the story again
Have the student fill in the correct word in each sentence.
6. Have the student print the letter t then T.

Unit 3 - Money and Banking
Lesson 30

1. New words

passbook

2. Write

Passbook			
Date	Withdrawal	Deposit and Interest	Balance
07/01/88		\$200.00	\$200.00
08/15/88	\$50.00		\$150.00
09/20/88		\$ 25.00	\$175.00
09/25/88	\$75.00		\$100.00
09/30/88		\$ 2.50	\$102.50

1. How much money was deposited in this savings account on 07/01/88? _____
2. How much money was the withdrawal on 9/25/88? _____
3. Interest was added on 09/30/88. How much was the interest?

4. How much was the balance on 08/15/88? _____
5. How much was the balance on 09/25/88? _____
6. How much was the balance on 09/30/88? _____

If you need help:

1. Read the new word with the student.
2. Read the words and numbers on the Passbook with the student. Have the student fill in the correct numbers using the numbers in the Passbook.

3. Write

SAVINGS		Deposit	
Withdrawal		Currency	
Date	\$	Coins	
Dollars		Checks	
Signature			
The Bank Columbia, S. C. "000 000 00"		Total	

1. Write 09/30/88 after **Date** on this form.
2. Write \$50.00 by the **\$**.
3. Write fifty and 00/100 before **Dollars**.
4. Write your signature after **Signature** on this form.

Savings Account Statement		
THE BANK		
Columbia, S. C. 29200		
Date 09/30/88	Account #	000 000 00
	S. S. #	000 00 0000
Previous Balance	07/01/88	\$ 200.00
Deposit	09/20/88	25.00
Withdrawals	08/15/88	50.00
	09/25/88	75.00
Current Balance	09/30/88	102.50
Interest paid year to date		2.50

1. Dan's previous balance was _____. Dan's current balance is _____. Dan made _____ in interest.

If you need help:

3. Read the forms with the student. Have the student fill in the correct words or numbers.

4. Subtract

$$1. \quad \begin{array}{r} 5 \\ -2 \\ \hline 3 \end{array} \quad \begin{array}{r} 4 \\ -3 \\ \hline \end{array} \quad \begin{array}{r} 7 \\ -5 \\ \hline \end{array} \quad \begin{array}{r} 6 \\ -4 \\ \hline \end{array} \quad \begin{array}{r} 9 \\ -2 \\ \hline \end{array} \quad \begin{array}{r} 8 \\ -6 \\ \hline \end{array} \quad \begin{array}{r} 3 \\ -2 \\ \hline \end{array}$$

$$2. \quad \begin{array}{r} 14 \\ -2 \\ \hline 12 \end{array} \quad \begin{array}{r} 15 \\ -3 \\ \hline \end{array} \quad \begin{array}{r} 18 \\ -7 \\ \hline \end{array} \quad \begin{array}{r} 18 \\ -6 \\ \hline \end{array} \quad \begin{array}{r} 19 \\ -4 \\ \hline \end{array} \quad \begin{array}{r} 12 \\ -1 \\ \hline \end{array} \quad \begin{array}{r} 13 \\ -2 \\ \hline \end{array}$$

$$3. \quad \begin{array}{r} 84 \\ -21 \\ \hline 63 \end{array} \quad \begin{array}{r} 26 \\ -12 \\ \hline \end{array} \quad \begin{array}{r} 68 \\ -16 \\ \hline \end{array} \quad \begin{array}{r} 98 \\ -31 \\ \hline \end{array} \quad \begin{array}{r} 87 \\ -72 \\ \hline \end{array} \quad \begin{array}{r} 85 \\ -61 \\ \hline \end{array} \quad \begin{array}{r} 61 \\ -30 \\ \hline \end{array}$$

$$4. \quad \begin{array}{r} \$8.75 \\ -4.51 \\ \hline \$4.24 \end{array} \quad \begin{array}{r} \$3.12 \\ -2.01 \\ \hline \end{array} \quad \begin{array}{r} \$4.49 \\ - .27 \\ \hline \end{array} \quad \begin{array}{r} \$8.39 \\ -5.21 \\ \hline \end{array} \quad \begin{array}{r} \$7.87 \\ -2.43 \\ \hline \end{array} \quad \begin{array}{r} \$9.99 \\ -6.83 \\ \hline \end{array}$$

$$5. \quad \begin{array}{r} 2 \ 11 \\ \cancel{2} \ 1 \\ -9 \\ \hline 22 \end{array} \quad \begin{array}{r} 92 \\ -3 \\ \hline \end{array} \quad \begin{array}{r} 32 \\ -16 \\ \hline \end{array} \quad \begin{array}{r} 75 \\ -38 \\ \hline \end{array} \quad \begin{array}{r} 41 \\ -17 \\ \hline \end{array} \quad \begin{array}{r} 94 \\ -59 \\ \hline \end{array} \quad \begin{array}{r} 83 \\ -58 \\ \hline \end{array}$$

$$6. \quad \begin{array}{r} 1 \ 11 \\ \cancel{2} \ 1 \ 9 \\ - .67 \\ \hline \$1.52 \end{array} \quad \begin{array}{r} \$5.34 \\ - .60 \\ \hline \end{array} \quad \begin{array}{r} \$4.17 \\ - .41 \\ \hline \end{array} \quad \begin{array}{r} \$7.29 \\ - .98 \\ \hline \end{array} \quad \begin{array}{r} \$9.12 \\ -7.70 \\ \hline \end{array} \quad \begin{array}{r} \$8.34 \\ -4.91 \\ \hline \end{array}$$

$$7. \quad \begin{array}{r} 2 \ 13 \ 12 \\ \cancel{2} \ 1 \ 3 \ 2 \\ - .97 \\ \hline \$2.45 \end{array} \quad \begin{array}{r} \$7.51 \\ - .96 \\ \hline \end{array} \quad \begin{array}{r} \$8.30 \\ -5.57 \\ \hline \end{array} \quad \begin{array}{r} \$5.63 \\ -1.88 \\ \hline \end{array} \quad \begin{array}{r} \$9.43 \\ -7.54 \\ \hline \end{array} \quad \begin{array}{r} \$4.30 \\ -2.95 \\ \hline \end{array}$$

$$8. \quad \begin{array}{r} 9 \\ 2 \ 10 \ 12 \\ \cancel{2} \ 1 \ 0 \ 2 \\ - .29 \\ \hline \$2.73 \end{array} \quad \begin{array}{r} \$2.03 \\ - .58 \\ \hline \end{array} \quad \begin{array}{r} \$7.01 \\ - .43 \\ \hline \end{array} \quad \begin{array}{r} \$2.05 \\ - .67 \\ \hline \end{array} \quad \begin{array}{r} \$8.04 \\ -5.78 \\ \hline \end{array} \quad \begin{array}{r} \$6.07 \\ -2.89 \\ \hline \end{array}$$

If you need help:

4. Have the student subtract each problem.

Unit 3 - Money and Banking

Lesson 31

1. New words

checking account cash customer service

2. Read and write

	Date _____															
Deposit to account of _____																
Address _____																
City, State _____	Zip _____															
<p>DEPOSIT TICKET</p> <p>The Bank Columbia, S. C.</p> <p>"000 000 00"</p>	<table border="1" style="width: 100%; border-collapse: collapse;"> <tr> <td style="width: 70%;">Cash</td> <td style="width: 15%;"></td> <td style="width: 15%;"></td> </tr> <tr> <td>Checks</td> <td></td> <td></td> </tr> <tr> <td> </td> <td></td> <td></td> </tr> <tr> <td> </td> <td></td> <td></td> </tr> <tr> <td>Total Deposit</td> <td></td> <td></td> </tr> </table>	Cash			Checks									Total Deposit		
Cash																
Checks																
Total Deposit																

This is a Deposit Ticket for a Checking Account. You need to fill out a Deposit Ticket to put money in your Checking Account. You can deposit cash or checks.

1. Write 10/10/88 after Date.
2. Write your name and address after Deposit to the Account of.
3. Write \$100.00 after Cash.
4. Write two checks for \$50.00 and \$75.00 after Checks.
5. Add the deposit.
6. Write the total deposit.

If you need help:

1. Read the new words with the student.
2. Have the student fill in the correct words and numbers on the deposit ticket.

3. Review N

name	new	nine	numbers
needs	now	not	nineteen

1. _____ and _____ are numbers.
2. Your signature is your _____.
3. Bob _____ a full-time job.
4. He does _____ want a new car.
5. He will go to a _____ school.
6. Write the _____ in your zip code.
7. _____ we can buy the car.

Review P

pay	park	penny	pull	push
-----	------	-------	------	------

1. He will _____ for the game.
2. _____ the box into the house.
3. Do you have one _____?
4. He will go to the _____.
5. _____ the car into the city.

4. Write

n _____

p _____

If you need help:

3. Have the student read the n words. Have the student fill in the correct n word in each sentence. Have the student read the p words. Have the student fill in the correct p word in each sentence.
4. Have the student write four words that begin with the n sound and four words that begin with the p sound.

5. Read and write

STORY WORDS - goes asks help bills

Dan needs two bank accounts. He needs a savings account and a checking account.

Dan goes to the bank. He goes to customer service. He asks for help. Dan wants to open a checking account. He fills out a deposit ticket. He writes his signature. He gets six checks. Dan asks for more checks to come to his address.

Dan will use the checks to pay his bills.

1. Dan needs a _____ account and a _____ account.
2. Dan goes to customer service to ask for _____.
3. Dan uses the checks to pay his _____.

6. Review and print

Please print

n N

p P

If you need help:

5. Read the story words with the student.
Read the story with the student.
Have the student read the story again.
Have the student fill in the correct word in each sentence.
6. Have the student print the letters n, N, p, and P.

Unit 3 - Money and Banking
Lesson 32

1. New words

Pay to the order of
today's line

2. Read and write

			01
		_____	19 _____
Pay to the			
order of _____		\$ _____	
			Dollars
	THE BANK		
	Columbia, S. C.		
For _____		_____	
	"000 000 00"		

1. Write today's date on the first line of your check.
2. Write the name Bob Brown after Pay to the order of.
3. Write the numbers 50.00 after the \$.
4. Write Fifty and no/100 on the line before the word Dollars.
5. Write "fixing the car" on the line after For.
6. Write your signature on the last line.

If you need help:

1. Read the new words with the student.
2. Have the student read the sentences and fill in the check correctly by using the directions in sentences 1-6.

3. Read and write

Food

	01
	_____ 19 _____
Pay to the order of _____	\$ _____
	_____ Dollars
THE BANK Columbia, S. C.	
For _____	_____
	"000 000 00"

Write a check to the Food Store for fifty-five dollars and forty-seven cents. Put today's date on the check. Write Food on the line after For. Write your signature on the last line.

4. Review Q

quarter quit queen

1. That man _____ his job.
2. A _____ is \$.25.
3. The _____ is married.

If you need help:

3. Have the student fill in the correct words and numbers on the check.
4. Have the student read the qu words. Have the student fill in the correct qu word in each sentence.

5. Review R

race	read	rain	right
------	------	------	-------

1. Does he _____ the books?
2. The _____ will come today.
3. Take a _____ at Book Street.
4. It will rain for the _____.

6. Read and write

Dan has five bills to pay. He will need five checks to pay his bills. Dan will take a check to John Brown. The check is the monthly payment for Dan's house.

Dan writes the date on a check. After that he writes John Brown's name on the check. The check is for \$150.00. Dan writes \$150.00. He writes One Hundred Fifty and 00/100 on the line before **Dollars**. He writes his signature on the check.

Dan writes four more checks to pay his bills.

1. Dan has _____ bills to pay.
2. Dan puts his _____ on the checks.
3. Dan uses the checks to pay his _____.

If you need help:

5. Have the student read the r words. Have the student fill in the correct r word in each sentence.
6. Read the story with the student.
Have the student read the story again.
Have the student fill in the correct word in each sentence.

Unit 3 - Money and Banking

Lesson 33

1. New words

check register subtract under amount

2. Read and write

Check Register							
Date	Number	Checks and deposits	Amount of deposit	Amount of check	<u>Balance</u>		<u>\$450.00</u>

FOR A CHECK

1. Write the date 08/14/88 in the check register on the line under **Date**.
2. Write the check number 01 in the check register on the line under **Number**.
3. Write John Brown's name in the check register on the line under **Checks and Deposits**.
4. Write \$150.00 in the check register. Write it on the line under **Amount of Check**.
5. Subtract \$150.00 from the balance.
6. Write the new balance in the check register.

If you need help:

1. Read the new words with the student.
2. Read the words on the Check Register with the student. Have the student fill in the correct words and numbers in the Check Register by using sentences 1-6.

3. Read and write

FOR A DEPOSIT

1. Write 06/06/88 in the check register on the line under Date.
2. Write \$100.00 in the check register on the line under Amount of Deposit.
3. Add \$100.00 to the balance.
4. Write the new balance in the check register.

4. Review S

signature	seven	sixteen	seventy
-----------	-------	---------	---------

1. Put your _____ on the check.
2. Sixty and ten make _____.
3. Six and ten make _____.
4. Three and four make _____.

Review T

telephone	two	ten	time
-----------	-----	-----	------

1. The _____ is in the house.
2. Five and five make _____.
3. The _____ is 4:30.
4. _____ girls want a job.

If you need help:

3. Have the student fill in the numbers using the check register on the previous page.
4. Have the student read the s words. Have the student fill in the correct s word in each sentence. Have the student read the t words. Have the student fill in the correct t word in each sentence.

5. Read and write

STORY WORD - still

Now Dan will write in the check register. He will write the check number and date. He will write John Brown's name. He will write the amount of \$150.00

Dan will subtract the \$150.00 from the balance in the check register. He will write the new balance in the check register.

Dan subtracts four more checks from the balance in his check register. He still has money in the checking account.

1. Does Dan add the checks to the previous balance in his check register? _____
2. Dan writes in his _____.
3. Does Dan still have money in his checking account? _____

6. Homework

Please print

Handwriting practice lines showing the letters 's' and 'S' on the first line, and 't' and 'T' on the second line.

If you need help:

5. Read the story words with the student.
Read the story with the student.
Have the student read the story again.
Have the student fill in the correct word for each sentence. Use the story to help fill in the correct words.
6. Have the student print the letters s, S, t, and T.

Unit 3 - Money and Banking

Lesson 34

1. New words

Item	Beginning	Ending	# (number)
------	-----------	--------	------------

2. Read and write

Checking Account Statement

Date	Item	Amount	Balance
	Beginning Balance		\$205.40
07/05/88	Withdrawal Check # 01	\$150.00	55.40
07/08/88	Deposit	223.60	279.00
07/12/88	Withdrawal Check # 02	73.48	205.52
07/15/88	Deposit	223.60	429.12
07/20/88	Withdrawal Check # 03	178.50	250.62
07/22/88	Deposit	223.60	474.22
07/28/88	Withdrawal Check # 04	86.50	387.72
07/29/88	Withdrawal Check # 05	165.91	221.81
07/29/88	Ending Balance		221.81

1. How much money was deposited on 07/08/88? _____
2. How much was the withdrawal on 07/20/88? _____
3. How much was the Ending Balance? _____
4. How much was the balance on 07/20/88? _____

If you need help:

1. Read the new words with the student.
2. Have the student read and study the Checking Account Statement.
Have the student read and answer each question.

3. Review L, M

left	lesson	listen	lid
last	lives	middle	male
month	money	married	

1. amel _____ 5. dil _____ 9. selsno _____
2. enoym _____ 6. ramedir _____ 10. selvi _____
3. slat _____ 7. tfel _____ 11. netlis _____
4. dilmed _____ 8. ntmho _____

Review N, P

name	new	numbers	nine	needs
now	not	nineteen	park	penny
pay	pull	push		

1. nepyn _____ 6. mebruns _____ 11. deens _____
2. wen _____ 7. enni _____ 12. ypa _____
3. suph _____ 8. won _____ 13. ton _____
4. mean _____ 9. tennenie _____
5. lupl _____ 10. kapr _____

If you need help:

3. Have the student read the l and m words. Have the student write the l and m words correctly. Have the student read the n and p words. Have the student write the n and p words correctly.

4. Read and write

STORY WORDS - some written listed

If you need a checking account, ask for customer service at your bank. You will have to deposit money in the checking account. You can write checks to pay bills. You will not have to pay bills with cash.

A monthly statement will come to your house. The checks you have used will be in the monthly statement. Your deposits and withdrawals will be on the statement. The **Ending Balance** will be on the statement. Some of the checks you have written will not be on this month's statement. The checks need to be subtracted from the **Ending Balance**. The deposits you made after the ending date on the statement need to be added to the **Ending Balance**. First subtract the checks not listed on the monthly statement. Add the deposits. The balance will be the balance in your check register.

1. You can write checks to pay _____.
2. A _____ will come to your house.
3. Your _____ and _____ will be on the statement.
4. The checks not listed on the monthly statement need to be _____ from the **Ending Balance**.
5. The deposits not listed on the monthly statement need to be _____ to the **Ending Balance**.

If you need help:

4. Read the story words with the student. Read the story with the student. Have the student read the story again. Have the student fill in the correct word in each sentence.

Unit 3 - Money and Banking

Lesson 35

1. Read and write

	Date _____
Deposit to account of _____	
Address _____	
City and State _____	Zip _____

<p style="text-align: center;">DEPOSIT TICKET</p> <p style="text-align: center;">The Bank Columbia, S. C.</p> <p style="text-align: center;">"000 000 00"</p>	<table border="1" style="width: 100%; border-collapse: collapse;"> <tr> <td style="width: 70%;">Cash</td> <td style="width: 10%;">\$</td> <td style="width: 20%;"></td> </tr> <tr> <td>Checks</td> <td>\$</td> <td></td> </tr> <tr> <td></td> <td>\$</td> <td></td> </tr> <tr> <td></td> <td></td> <td></td> </tr> <tr> <td>Total Deposit</td> <td>\$</td> <td></td> </tr> </table>	Cash	\$		Checks	\$			\$					Total Deposit	\$	
Cash	\$															
Checks	\$															
	\$															
Total Deposit	\$															

1. Write in the date 10/10/88 on the line after **Date**.
2. Write your name on the line after **Deposit to account of**.
3. Write your address on the line after **Address**.
4. Write your city and state on the line after **City and State**.
5. Write your zip code on the line after **Zip**.
6. Write in \$100.00 on the line to the right of **Cash**.
7. Write in two checks for \$50.00 and \$75.00 on the lines to the right of **Checks**.
8. Add the deposit.
9. Write in the total deposit on the line after **Total Deposit**.

 If you need help:

1. Read the Deposit ticket with the student. Have the student write in the correct words and numbers on the Deposit ticket. Use sentences 1-9 for directions.



2. Read and write

Check Register							
Date	Number	Checks and deposits	Amount of deposit		Amount of check		Balance \$425.00

FOR A CHECK

1. Write the date 08/14/88 in the check register on the line under **Date**.
2. Write the check number 01 in the check register on the line under **Number**.
3. Write the name John Brown in the check register on the line under **Checks and Deposits**.
4. Write \$150.00 in the check register. Write it on the line under **Amount of Check**.
5. Subtract \$150.00 from the balance.
6. Write the new balance in the check register.

FOR A DEPOSIT

1. Write the date 06/06/88 in the check register on the line under **Date**.
2. Write \$100.00 in the check register on the line under **Amount of Deposit**.
3. Add \$100.00 to the balance.
4. Write the new balance in the check register.

If you need help:

2. Read the words on the Check Register with the student.
Have the student read the sentences and write the correct numbers on the Check Register.

3. Read and write

	01
	_____ 19 _____
Pay to the order of _____	\$ _____
_____	Dollars
THE BANK Columbia, S. C.	
For _____	_____
"000 000 00"	

1. Write today's date on the first line of your check.
2. Write the name Bob Brown after Pay to the order of.
3. Write the numbers 50.00 after the \$.
4. Write the words Fifty and no/100 on the line before the word Dollars.
5. Write your signature on the last line.

4. Review Q, R

quarter	queen	quit	
right	race	rain	read

- | | |
|----------------|------------------|
| 1. arec _____ | 5. arni _____ |
| 2. tqui _____ | 6. ratreuq _____ |
| 3. ader _____ | 7. tihrg _____ |
| 4. negeu _____ | |

If you need help:

3. Have the student read the sentences and write the correct words and numbers on the check.
4. Have the student read the qu and r words. Have the student write the qu and r words correctly.

Unit 4 - Monthly Bills

Lesson 36

1. New words

Amount Due	about	Current Charges	Gas Company	call
------------	-------	-----------------	-------------	------

2. Write

Your bills come to your house. If you have to call about your bill, you will need to give your account number. It is on your bill. The **Amount Due** is the amount of money you need to pay. The **Current Charges** are the charges for the last 30 days. The **Date Due** is the last day to pay the bill.

Gas Company			
Date Due	09/26/88	Current Charges	
		Gas	\$34.78
Bob Brown 123 Book Street Greenville, S. C. 29600			
Account Number	420007509110	Amount Due	\$34.78

1. The number 420007509110 is the _____.
2. The **Current Charges** are _____.
3. The **Amount Due** is _____.

3. Listen







v = valley van very vegetables

If you need help:

1. Read the new words with the student.
2. Read the paragraph with the student. Read the words on the bill. Read each sentence with the student. Have the student write the correct word or numbers in each sentence.
3. Teach the v sound using the words: valley, van, very, vegetable.

4. Listen and write

valley vegetables quart van house girl

1.  _____	2.  _____	3.  _____
4.  _____	5.  _____	6.  _____

If you need help:

- 4. Have the student write the letter v under each picture that begins with the v sound. Pictures: valley, vegetables, quart, van, house, girl.
- 5. Have the student write the correct word under each picture.

5. Read

STORY WORD - late

Bob gets his gas bill monthly. The Current Charge is thirty-four dollars and seventy-eight cents (\$34.78). This is the amount that is due by September 26, 1988 (09/26/88).

Bob will use his account number at the time he pays this bill. If Bob pays this bill after September 26, he will have to pay a late charge of one dollar and fifty cents (\$1.50).

1. Thirty-four dollars and seventy-eight cents (\$34.78) is Bob's _____ gas charge.
2. September 26, 1988 (09/26/88) is the _____ date.
3. Bob will use his _____ number at the time he pays this bill.
4. Bob will pay a _____ charge of \$1.50 after September 26, 1988.

6. Homework

Please print

V

V

If you need help:

5. Read the story word with the student.
Read the story with the student.
Have the student read the story again.
Have the student fill in the correct word for each sentence. Use the story to help fill in the correct words.
6. Have the student print the letter v then V.



Unit 4 - Monthly Bills

Lesson 37

1. New words

Average Daily Cost	Power Company
--------------------	---------------

2. Read and write

POWER COMPANY			
Bill For		Average Daily Cost	
123 Book Street		\$2.89	
		For <u>30</u> Days	
From	To	Account Number	Date of Bill
Oct. 23	Nov.27	0487926	Dec. 02
			Amount
			\$86.88
Total Due			\$86.88

The Power Company bill comes every month. It is called a monthly bill. Bill For will be on your Power bill. Check to see if your address is after Bill For.

The Average Daily Cost is the average amount of money it cost you every day for power.

The Total Due is the amount of money you need to pay.

1. The Average Daily Cost on this bill is _____.
2. The date of this bill is _____.

3. Listen





w = work	week	widowed	wants
----------	------	---------	-------

If you need help:

1. Read the new words with the student.
2. Read the words on the bill with the student. Read the paragraph and sentences with the student. Have the student write the correct word or number in each sentence.
3. Teach the w sound using the words: work, week, widowed, wants.

4. Listen and write

widowed go week game five work

<p>1.</p>  <hr/>	<p>2.</p>  <hr/>	<p>3.</p> <p>Sunday Monday Tuesday Wednesday Thursday Friday Saturday</p> <hr/>
<p>4.</p>  <hr/>	<p>5.</p> <p>5</p> <hr/>	<p>6.</p>  <hr/>

If you need help:

- Have the student write the letter w under each picture that begins with the w sound. Pictures: widowed, go, week, game, five, work. Have the student write the correct word under each picture.

5. Read and write

STORY WORDS - checked knew when got

Bob got a bill from the Power Company the first week of December. He first checked the street address on the bill. The street address was 123 Book Street so Bob knew this was his bill.

The average daily cost of the power that Bob used for thirty (30) days was two dollars and eighty-nine cents (\$2.89). The total amount due for thirty (30) days was eighty-six dollars and eighty-eight cents (\$86.88). This is the amount Bob will pay for the month.

When Bob pays his power bill, he will use his account number.

1. When Bob got his power bill, he first _____ the street address.
2. The average _____ cost of power Bob used for thirty (30) days was \$2.89.
3. The _____ amount due for thirty days was \$86.88.

6. Homework

Please print

W

W

If you need help:

5. Read the story words with the student. Read the story with the student. Have the student read the story again. Have the student fill in the correct word for each sentence. Use the story to help fill in the correct words.
6. Have the student print the letter w then W.

Unit 4 - Monthly Bills

Lesson 38

1. New Words

Gallons	Water Department	Past Due	Billing Date
---------	------------------	----------	--------------

WATER DEPARTMENT				
SERVICE ADDRESS		ACCOUNT NUMBER		NAME
123 Book Street		0426291		Bob Brown
FROM	TO	BILLING DATE	SERVICE	AMOUNT
10/16	1/21	2/10/89	Water Service	\$98.95
Gallons 32,900				
PAYMENT PAST DUE AFTER - 3/4/89			TOTAL AMOUNT DUE	\$98.95

This is a bill from the **Water Department**. It is for 32,900 gallons of water. It is not a monthly bill. It is for three months of water service. The dates are from 10/16 to 1/21. The **Billing Date** is the date that the bill is written. The bill needs to be paid before 3/4/89. If the bill is paid after 3/4/89, it will be **Past Due**. If a bill is **Past Due**, more money will be added to the **Total Amount Due**. Bills need to be paid on time.

1. The **Service Address** of this bill is _____.
2. How much water was used? _____

3. Listen







x = box fix six

If you need help:

1. Read the new words with the student.
2. Read the words on the bill with the student. Read the paragraph and sentences with the student. Have the student write the correct answer for each sentence.
3. Teach the x sound using the words: box, six, fix.

4. Listen and write

box six kite fix money kitten

1.  _____	2.  _____	3.  _____
4.  _____	5.  _____	6.  _____

If you need help:
4. Have the student write the letter x under each picture that has the x sound. Pictures: box, six, kite, fix, money, kitten.
Have the student write the correct word under each picture.

5. Read and write

STORY WORD - same

Bob's water bill comes to his house every three months. He pays his water bill quarterly. Quarterly is the same as three months.

The service address on the bill is the same as Bob's home address.

The total amount due on this bill is ninety-eight dollars and ninety-five cents (\$98.95). Bob will pay this amount before March 4, 1988 (3/4/88). After March 4, the bill will be past due, and Bob will have to pay a late charge.

1. Bob pays his water bill _____.
2. The _____ address is the same as Bob's home address.
3. Bob will pay \$98.95 _____ March 4, 1988.

6. Homework

Please print

X

X

If you need help:

5. Read the story word with the student. Read the story with the student. Have the student read the story again. Have the student fill in the correct word for each sentence. Use the story to help fill in the correct words.
6. Have the student print the letter x then X.

Unit 4 - Monthly Bills

Lesson 39

1. New words

Billing Questions	Amount Enclosed
-------------------	-----------------

2. Read and write

TELEPHONE COMPANY	
	803 555-4958
Current Charges	July 8, 1988
Southern Bell	\$24.20
AT&T Com.	<u>14.46</u>
Total Current Charges	\$38.66
Billing Questions: 555-7865	Amount Enclosed <u>\$38.66</u>
Late Payment Charge after August 4	

The telephone bill is a monthly bill. If you have a question about your bill, call the number after **Billing Questions**. If you pay your bill after August 4, a **Late Payment Charge** will be added to your August telephone bill. The amount of money you pay is the **Amount Enclosed**. On this bill it is \$38.66

1. The number 555-7865 is for _____.
2. You will have to pay a _____ charge after August 4.

3. Listen





y = year yes you

If you need help:

1. Read the new words with the student.
2. Read the words on the bill with the student. Read the paragraph and sentences with the student. Have the student write the correct answer for each sentence.
3. Teach the y sound using the words: year, yes, you.

4. Listen and write

female year box yes van you

<p>1.</p>  <hr/>	<p>2.</p> <p>1988</p> <hr/>	<p>3.</p>  <hr/>
<p>4.</p> <p>Military Service</p> <p>Yes <input type="checkbox"/></p> <p>No <input type="checkbox"/></p> <hr/>	<p>5.</p>  <hr/>	<p>6.</p>  <hr/>

If you need help:

- Have the student write the letter y under each picture that begins with the y sound. Pictures: female, year, box, yes, van, you. Have the student write the correct word under each picture.

5. Read and write

STORY WORD - than

It is time for Bob to pay his telephone bill for the month of July. The current charges are thirty-eight dollars and sixty-six cents (\$38.66). This is the total amount Bob will pay.

He will write \$38.66 as the amount enclosed. If Bob pays this bill after August 4, he will have to pay a late payment charge. The amount due will be more than \$38.66.

1. The _____ for Bob's telephone bill are \$38.66.
2. Bob will write \$38.66 as the amount _____.
3. After August 4, the amount due will be _____ than \$38.66.

6. Homework

Please print

If you need help:

5. Read the story words with the student.
Read the story with the student.
Have the student read the story again.
Have the student fill in the correct word for each sentence. Use the story to help fill in the correct words.
6. Have the student print the letter y then Y.

Unit 4 - Monthly Bills

Lesson 40

1. New words

Finance Charge	Store	Shirts
----------------	-------	--------

2. Read and write

The Store				
Month	Day	Item	Charges	Payments
10	2	Boy's Shirts	32.28	
10	10	Girl's Shirts	43.31	
10	12	Payment		40.00
Account Number		Billing Date	Payment Due	Previous Balance
000-00-000		10/28	11/28	\$00.000
Charges \$75.59		Payments \$40.00	Finance Charge	Balance \$35.59

Some stores have charge accounts. If you have a charge account, you will get a monthly bill. The bill will list **Charges and Payments**. If you do not pay the **Total Amount Due**, you will have to pay a **Finance Charge**.

1. If you have a **Charge Account**, you will get a _____.
2. When is the **Payment Due**? _____.

3. Listen





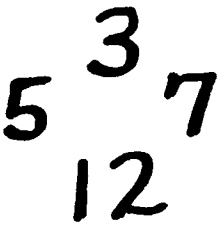

z = zip code zipper zoo

If you need help:

1. Read the new words with the student.
2. Read the words on the bill with the student. Read the paragraph and questions with the student. Have the student write the correct answer to each question.
3. Teach the z sound using the words: zip code, zipper, zoo.

4. Listen and write

zip code park zipper male number zoo

<p>1.</p>  <p>_____</p>	<p>2.</p>  <p>_____</p>	<p>3.</p>  <p>_____</p>
<p>4.</p>  <p>_____</p>	<p>5.</p>  <p>_____</p>	<p>6.</p>  <p>_____</p>

If you need help:

- Have the student write the letter z under each picture that begins with the z sound. Pictures: zip code, park, zipper, male, number, zoo. Have the student write the correct word under each picture.

5. Read and write

STORY WORDS - easy but hard by

Bob has a charge account at The Store. He does not use this charge account every month. It is easy to charge but hard to pay.

In the month of October, Bob charged two items at The Store. On October 2 (10/2) he charged boy's shirts at a cost of \$32.28. On October 10 (10/10) he charged girl's shirts at a cost of \$43.31. This was a total charge of \$75.59.

Bob needs to pay the amount due by November 28, 1988 (11/28/88) so he will not have to pay a finance charge.

1. Bob has a _____ account at The Store.
2. Bob does not use this charge account _____ month.
3. It is _____ to charge but _____ to pay.
4. In the month of October, Bob charged two _____ at The Store.

6. Homework

z

Z

If you need help:

5. Read the story words with the student. Read the story with the student. Have the student read the story again. Have the student fill in the correct word for each sentence. Use the story to help fill in the correct words.
6. Have the student print the letter z then Z.

Order Information

Outside South Carolina

To purchase additional workbooks, videotapes, or to inquire about reprinting and tape duplication, write:

S.C. ETV Marketing
P.O. Drawer L
Columbia, SC 29250-2712

or call 1-800-553-7752

Inside South Carolina

Contact:

Office of Adult Education
Room 209-A
State Department of Education
Rutledge Building
1429 Senate Street
Columbia, SC 29201

or call 1-800-922-1109

Learning for Living

A Series of Lessons for the Adult Learner

Book 3

A cooperative project of



The Adult Education Division
School District of Greenville County
Greenville, S.C.
Dr. Thomas E. Kerns
Superintendent



WYFF-TV
Greenville, S.C.
Douglas A. Smith
Vice President &
General Manager



South Carolina ETV
Columbia, S.C.
Henry J. Cauthen
President &
General Manager



Partially funded by a Section 310, Adult Education Act
P.L. 91-20 and Amendments Grant
through the Office of Adult Education
South Carolina State Department of Education
Dr. Charlie G. Williams
State Superintendent of Education
and
The Greenville Alliance for Quality Education

BEST COPY AVAILABLE

A Note to Teachers and Volunteer Tutors

Directions below the line of stars on each page are written for a helper that the student may have in his or her home or neighborhood. This helper may possess marginal reading skills; therefore, the directions have been simplified to meet this need.

A teacher or tutor working with an individual or a group of individuals can expand on these directions to meet the needs of his or her particular student or students. Lessons may be taught with or without the accompanying videos which may be turned off or rerun as needed. Each lesson can be expanded into a one and one-half or two hour time frame at the discretion of the teacher or tutor.

Life coping skills information may, on occasion, need to be adapted to the customs and regulations in the community or state where the student or students reside.

Authors

Ann L. Nickles Libby E. Smith
Jo an L. Boehm Carol W. Petty

Layout and Graphics

Connie L. Cox

Copyright ©1988 School District of Greenville County, South Carolina

All rights reserved. Permission is given for non-profit agencies to reproduce this material to be used for teaching students without cost to the student. This material cannot be reproduced and sold.

TABLE OF CONTENTS
LEARNING FOR LIVING
BOOK 3

UNIT 4 MONTHLY BILLS

Lesson 41	Charge Account, Statements; Review v, w	121
Lesson 42	Please Return This Portion With Payment, Cable TV, Billed, Tax; Review x, y, z	124
Lesson 43	Patient, Office Visit; Review v, w, x, y, z	127
Lesson 44	Tune-up, Labor; Review qu, r, s, t	130
Lesson 45	Newspaper, Subscription, Expire, Semi-Annual; Review v, w, x, y, z	133

UNIT 5 POST OFFICE

Lesson 46	Envelope, Letter, Return Address, Mr. ; Initial Short a; Print a, A	136
Lesson 47	Postcards, First Class, Place Stamp Here, Air Mail, United States Post Office; Medial Short a	139
Lesson 48	AM, PM, Noon, Weekdays; Review Short a	142
Lesson 49	Stamped Mail, Postmark, Local, Out of Town; Initial Short e; Print e, E	145
Lesson 50	Review Post Office Vocabulary; Medial Short e	148
Lesson 51	Service Charge, Money Order, Purchaser's Signature; Review Short e	151
Lesson 52	Review Money Order; Initial Short i	154
Lesson 53	Effective Date, Hold Mail Request, Resume Delivery; Medial Short i	157
Lesson 54	Review Hold Mail Request; Review Short i	160
Lesson 55	Change of Address Order; Review Short o	163

UNIT 6 ALPHABETICAL ORDER

Lesson 56	Alphabet, Alphabetical Order, Words; Medial Short o	166
Lesson 57	Practice Alphabetical Order; Review Short o	169
Lesson 58	Practice Alphabetical Order; Initial Short u	172
Lesson 59	Review Alphabetical Order; Medial Short u	175
Lesson 60	Review Alphabetical Order; Review Short u	178

Unit 4 - Monthly Bills

Lesson 41

1. New words

shoes

2. Read and write

The Store				
Month	Day	Item	Charges	Payments
11	8	Previous Balance	\$35.59	
11	10	Girl's Shoes	24.32	
11	15	Payment		\$50.00
		Boy's Shoes	19.40	
Account Number		Billing Date	Payment Due	Previous Balance
000-00-000		11/28	12/28	\$35.59
Charges		Payments	Finance Charge	Balance
\$43.72		\$50.00	\$.53	\$29.84

Two charges and a payment are on this bill. The charges total \$43.72. The payment is \$50.00. This bill has a **Previous Balance** of \$35.59. A **Finance Charge** of \$.53 was added to this bill. The **Balance** is the **Total Due**. The balance on this bill is \$29.84.

1. The amount \$35.59 is the _____.
2. The amount \$50.00 is a _____.
3. The payment is due on _____.
4. The Finance Charge is _____.
5. The Balance is _____.

If you need help:

1. Read the new word with the student.
2. Read the bill with the student.
Read the paragraph and sentences with the student.
Have the student write the correct answer to each sentence.

3. Review V

valley van very vegetables

1. For dinner he will have ham and _____.
2. Bob likes going in the _____.
3. He was _____ happy with his new job.
4. The bus goes down to the _____ at 4:00.

Review W

work week widowed wants

1. He goes to _____ at 8:00.
2. He _____ a new apartment.
3. Mary's marital status is _____.
4. Sunday is the first day of the _____.

4. Review V, W

v w _____ery	v w _____ants
v w _____eek	v w _____alley
v w _____an	v w _____idowed
v w _____ork	v w _____egetables

If you need help:

3. Have the student read the v words. Have the student fill in the correct v word in each sentence. Have the student read the w words. Have the student fill in the correct w word in each sentence.
4. Have the student write the correct letter to complete the word. Have the student read the words.

5. Read and write

STORY WORDS - sale each

On Monday Bob found shoes on sale at The Store. He will not have money to pay for the shoes before Friday.

Bob now has a balance of \$29.84 on his charge account. The cost of the shoes is \$24.99. If he charges the shoes, his new balance will be \$54.83. He will have to pay this amount by the Payment Due date, or he will have to pay a finance charge.

Bob will pay a finance charge each month if the total balance is not paid. Finance charges cost Bob more money.

1. Bob found shoes on _____ at The Store on Monday.
2. Bob now has a _____ of \$29.84 on his charge account.
3. The _____ of the shoes is \$24.99.
4. _____ charges cost Bob more money.

6. Homework

Please print

v V

w W

If you need help:

5. Read the story words with the student. Read the story with the student. Have the student read the story again. Have the student fill in the correct word for each sentence. Use the story to help fill in the correct words.
6. Have the student print the letters v, V, w, then W.

Unit 4 - Monthly Bills

Lesson 42

1. New Words

Please Return This Portion With Payment		
Cable TV	Billed	Tax

2. Read and write

Cable TV			
Name	Account Number	Billed From	Billed To
Bob Brown	0000-000	6/01/88	6/30/88
Please Return This Portion With Your Payment			Amount of Payment
			\$ _____

6/01 - 6/30	Cable Service	\$10.50	
6/01 - 6/30	Tax	1.12	
For	Total Amount Due	\$11.62	
123 Book Street			

Some bills have **Please Return This Portion With Your Payment**. You need to put this part of the bill with your payment. A **Tax** can be added to some bills. The **Total Amount Due** is the amount you need to pay.

1. A _____ can be added to some bills.
2. The Toal Amount Due is the amount you need to _____.

If you need help:

1. Read the new words with the student.
2. Read the words on the bill with the student. Read the paragraph and the sentence with the student. Have the student write the correct answer to the sentence.

3. Review X

box	fix	six
-----	-----	-----

1. Will you _____ the car?
2. The _____ is in the house.
3. _____ girls want the part-time job.

Review Y

year	yes	you
------	-----	-----

1. Are _____ happy with your income?
2. Does he want a full-time job this _____?
3. _____, he does.

Review Z

zip code	zipper	zoo
----------	--------	-----

1. I need to buy a _____.
2. Write your _____ after the state.
3. Do you like to go to the _____?

If you need help:

3. Have the student read the words with the x sound in them. Have the student fill in the correct word with the x sound in each sentence.
Have the student read the y words. Have the student fill in the correct y word in each sentence.
Have the student read the z words. Have the student fill in the correct z word in each sentence.

5. Read and write

The total monthly charge for Bob's Cable TV service is eleven dollars and sixty-two cents (\$11.62). One dollar and twelve cents (\$1.12) of this payment is for tax. He needs to pay this bill when he gets it.

This bill is different. Bob will return a portion of the bill with his payment. Bob will write the amount of his payment on the line.

Bob will need to save one portion of this bill.

1. The _____ monthly charge for Bob's Cable TV Service is \$11.62.
2. One dollar and twelve cents (\$1.12) is for _____.

6. Homework

Please print

X X

Y Y

Z Z

If you need help:

5. Read the story with the student. Have the student read the story again. Have the student fill in the correct word for each sentence. Use the story to help fill in the correct words.
6. Have the student print the letters x, X, y, Y, z then Z.

Unit 4 - Monthly Bills
Lesson 43

1. New words

Patient	Office Visit
---------	--------------

2. Read and write

Dr. John Jones		
Patient's Name	<u>Bob Brown</u>	
Address	123 Book Street Greenville, S. C.	
Services:		
3/12/88	Office Visit	\$25.00
Date Due	4/10/88	
	Total Amount Due	\$25.00

Bob Brown needed to go see Dr. Jones on March 12, 1988. He did not have the money to pay Dr. Jones. Bob Brown got a bill from Dr. Jones' office. He needs to pay the bill by April 10, 1988.

1. The patient's name is _____.
2. March 12, 1988 is the date of the _____.
3. The payment will be late after _____.
4. The Total Amount Due is _____.

If you need help:

1. Read the new words with the student.
2. Read the words on the bill with the student.
Read the paragraph and sentences with the student.
Have the student write the correct answer to each sentence.

3. Review V, W

valley	van	very	vegetables
widowed	work	week	wants

- | | | | |
|---------------|-------|------------|-------|
| 1. keew | _____ | 5. dwiwode | _____ |
| 2. revy | _____ | 6. tasnw | _____ |
| 3. rowk | _____ | 7. ylvael | _____ |
| 4. beleesvgat | _____ | 8. nva | _____ |

Review X, Y, Z

box	fix	six
year	yes	you
zoo	zipper	zip code

- | | | | |
|-------------|-------|-----------|-------|
| 1. reay | _____ | 6. xfi | _____ |
| 2. xis | _____ | 7. pizper | _____ |
| 3. ozo | _____ | 8. sey | _____ |
| 4. uyo | _____ | 9. obx | _____ |
| 5. pzi deoc | _____ | | |

If you need help:

3. Have the student read the v and w words. Have the student write the v and w words correctly. Have the student read the x, y, and z words. Have the student write the x, y, and z words correctly. Remember the x sound will be at the end of the x words.

4. Read and write

STORY WORDS - many they doctors (Dr.) them

Bob is a patient of Dr. John Jones. He had to go to Dr. Jones' office on March 12, 1988 (3/12/88). It cost Bob twenty-five dollars (\$25.00) for this office visit. Bob had to pay for Dr. Jones' services before he left the office that same day.

Many doctors want patients to pay for services on the same day of the office visit. They do not want patients to owe them money.

1. Bob is a _____ of Dr. John Jones.
2. It cost Bob \$25.00 for this _____.
3. Bob had to pay for Dr. Jones' _____ before he left the office that same day.
4. When do many doctors want patients to pay for services?
_____.

5. Homework

Please print.

Handwriting practice lines for the letters v, w, x, and y. Each letter is shown in both lowercase and uppercase forms on a set of three horizontal lines (top, middle-dashed, bottom). The letters are: v, V, w, W, x, X, y, Y.

If you need help:

4. Read the story words with the student. Read the story with the student. Have the student read the story again. Have the student fill in the correct word or words for each sentence. Use the story to help fill in the correct words.
5. Have the student print the letters v, V, w, W, x, X, y, Y, z then Z.

Unit 4 - Monthly Bills
Lesson 44

1. New words

Tune-up	Labor
---------	-------

2. Read and write

Car Parts and Service	
Date of Service:	7/18/88
Car:	1986 Van
Tune-up	
Parts	\$27.50
Labor	35.00
	<hr/>
	\$62.50
Tax	3.13
Late Payment Charge	
will be added after 8/15/88	
TOTAL DUE	\$65.63

The 1986 van needed a Tune-up. The parts cost \$27.50. The labor cost \$35.00. The tax was \$3.13. The total cost for the Tune-up was \$65.63. Late Payment Charges will be added to the Total Due if the bill is not paid by August 15, 1988 (8/15/88).

1. Sixty-two dollars and fifty cents was the cost of _____ and _____.
2. The total cost of the Tune-up was _____.
3. A _____ will be added to the bill if the payment is late.

If you need help:

1. Read the new words with the student.
2. Read the words on the bill with the student. Read the paragraph and the sentences with the student. Have the student write the correct answer to each sentence.

3. Review Q, R, S, T

qu = quarter	queen	quit	
r = race	rain	read	right
s = signature	seven	sixteen	seventy
t = telephone	two	time	ten

4. Listen and write

seventy	queen	two	race	time
read	ten	quarter	seven	rain
telephone	quit	right	sixteen	signature

- | | | |
|-------------|--------------|--------------|
| 1. qu r s t | 6. qu r s t | 11. qu r s t |
| 2. qu r s t | 7. qu r s t | 12. qu r s t |
| 3. qu r s t | 8. qu r s t | 13. qu r s t |
| 4. qu r s t | 9. qu r s t | 14. qu r s t |
| 5. qu r s t | 10. qu r s t | 15. qu r s t |

_____ even	_____ ace	_____ it
_____ ead	_____ ignature	_____ ixteen
_____ elephone	_____ ime	_____ wo
_____ en	_____ arter	_____ ain
_____ een	_____ ight	_____ eventy

If you need help:

- Review the qu, r, s, and t sounds. Read the words with the student.
- Read the words to the student. Have the student circle the first letter or letters for each word. Have the student write the qu, r, s, and t words correctly.

4. Read and write

STORY WORDS - plans planned

Bob's van needs a tune-up. The total cost of the service will be sixty-five dollars and sixty-three cents (\$65.63). He will have to pay a late payment charge if he does not pay the bill by August 15, 1988 (8/15/88).

Bob will have many of the same bills every month. He plans to have money for the bills. The bill for the car service was not planned. Bob will need to save money each month to pay bills he has not planned on having.

1. Bob's van needs a _____.
2. The total _____ of the service will be \$65.63.
3. He will have to pay a late _____ if he does not pay by August 15, 1988.
4. The bill for the car service was not _____.

5. Homework

Please print.

q Q r R
s S t T

If you need help:

4. Read the story words with the student. Read the story with the student. Have the student read the story again. Have the student fill in the correct word or words for each sentence. Use the story to help fill in the correct words.
5. Have the student print the letters q, Q, r, R, s, S, t then T.

Unit 4 - Monthly Bills

Lesson 45

1. New words

Expire	semi-annual	subscription	Newspaper
--------	-------------	--------------	-----------

2. Read and write

Newspaper			
Name	Bob Brown	Date	10/20/88
Your subscription will		Expire on:	11/8/88
Subscription:		Mon. - Fri.	
52 weeks (annual payment) \$33.78	26 weeks (semi-annual payment) \$17.14	13 weeks (quarterly payment) \$9.10	

Bob Brown has a **subscription** to the **newspaper**. It comes to his house on Monday, Tuesday, Wednesday, Thursday, and Friday. He needs to pay for a new **subscription**. His **subscription** will **expire** on November 8, 1988. He can pay for 52 weeks. This is one year. It is called an annual payment. He can pay for 26 weeks. This is a **semi-annual** payment. He can pay for 13 weeks. This is a quarterly payment. He needs to make the payment before November 8, 1988.

1. An _____ payment is made one time a year.
2. A _____ payment is made two times a year.

If you need help:

1. Read the new words with the student.
2. Read the words on the bill with the student. Read the paragraph and sentences with the student. Have the student write the correct answer to each sentence.

3. Review V, W, X, Y, Z

v = valley	van	very	vegetables
w = work	week	window	
x = box	six	fix	
y = year	yes	you	
z = zip code	zoo	zipper	

4. Listen and write

zipper	very	year	fix	work	vegetables
valley	van	six	box	week	zip code
window	zoo	you	yes		

- | | | | | | | | | | | | | | | |
|------|---|---|---|---|-------|---|---|---|---|-------|---|---|---|---|
| 1. v | w | x | y | z | 7. v | w | x | y | z | 13. v | w | x | y | z |
| 2. v | w | x | y | z | 8. v | w | x | y | z | 14. v | w | x | y | z |
| 3. v | w | x | y | z | 9. v | w | x | y | z | 15. v | w | x | y | z |
| 4. v | w | x | y | z | 10. v | w | x | y | z | 16. v | w | x | y | z |
| 5. v | w | x | y | z | 11. v | w | x | y | z | | | | | |
| 6. v | w | x | y | z | 12. v | w | x | y | z | | | | | |

_____alley	_____ou	_____ear
_____an	_____idow	_____ip code
_____egetables	fi_____	si_____
_____ery	_____oo	_____ipper
_____ork	_____es	bo_____

If you need help:

- Review the v, w, x, y, and z sounds. Read the words with the student.
- Read the words to the student. Have the student circle the first letter for the v, w, y, and z words. Have the student circle the last letter for the x words. Have the student write the v, w, x, y, and z words correctly. Remember the x sound will be at the end of the x words.

5. Read and write

STORY WORD - these

Bob wants to buy a new subscription to the newspaper before it expires on November 8, 1988. He does not have \$33.70 at this time for one annual payment. He does have the \$17.14 for a semi-annual payment. He will pay \$17.14 two times a year.

Many of Bob's bills are paid monthly. He plans for these bills. Every three months or each quarter Bob pays his water bill. Two times a year or semi-annually, Bob pays for his newspaper subscription. He plans for this bill.

Some months Bob has bills to pay that he had not planned on paying. He saves money to use for times like this. If he pays bills when they are due, he does not have to pay late charges or finance charges.

1. Bob wants to buy a newspaper _____.
2. He wants to buy a new subscription before it _____.
3. He will make two _____ payments of \$17.14.
4. Most of Bob's bills are paid _____.
5. Bob pays his water bill every three months or each _____.
6. Bob pays for his newspaper two times a year or _____.
7. Bob pays his bills when they are _____.

If you need help:

5. Read the story word with the student. Read the story with the student. Have the student read the story again. Have the student fill in the correct word for each sentence. Use the story to help fill in the correct words.

Unit 5 - Post Office

Lesson 46

1. New words

envelope letter return address Mr.

2. Read and write

Ken Kite
2 First Street
Greenville, S. C. 29600

Mr. Bob Brown
123 Book Street
Greenville, South Carolina 29600

This envelope is addressed to Mr. Bob Brown. He lives at 123 Book Street, Greenville, South Carolina 29600. The letter in this envelope is from Ken Kite. His address is 2 First Street, Greenville, S. C. 29600. This is the **Return Address**. Every envelope needs a **Return Address**.

1. This letter is from _____.
2. This letter is to _____.
3. Ken Kite, 2 First Street, Greenville, S. C. 29600 is the _____.

If you need help:

1. Read the new words with the student.
2. Read the envelope and paragraph with the student. Have the student fill in the correct words in each sentence.

3. Listen

a = add ask and as applicant

4. Listen and write

add ask and as applicant

$$\begin{array}{r} 2 \\ + 2 \\ \hline 4 \end{array}$$

1. Give three friends _____ references.
2. Dan will _____ for customer service.
3. Write a check for fifty-five dollars _____ forty-seven cents.
4. Bob is an _____ for a new job.
5. Can you _____ thirteen and seventy-one?

If you need help:

3. Teach the short a sound using the words: add, ask, and, as, applicant.
4. Have the student write the letter a on the short line beside the picture. Picture: add. Have the student write the word add under the picture. Have the student fill in the correct word for each sentence.

5. Read and write

STORY WORDS - mail she also top corner returned

Ann Ash is going to mail a letter to Bob Brown. Ann will write Bob Brown's name and address on the envelope. She will also write her name and address in the top left corner of the envelope. This is the return address. If for some reason, Bob does not get the letter, the letter will be returned to Ann.

1. Ann Ash is going to _____ a letter to Bob Brown.
2. Ann will write Bob Brown's name and address on the _____.
3. Ann's name and address is the _____.

6. Homework

Please print.

a

A

If you need help:

5. Read the story words with the student. Read the story with the student. Have the student read the story again. Have the student fill in the correct word or words for each sentence. Use the story to help fill in the correct words.
6. Have the student print the letter a then A.

Unit 5 - Post Office

Lesson 47

1. New words

postcards	First Class Postage Stamps	Place Stamp Here
Air Mail	United States Post Office	

2. Read and write

Ken Kite 2 First Street Greenville, S. C. 29600	Place Stamp Here
Mr. Bob Brown 123 Book Street Greenville, South Carolina 29600	

The name, address, and return address are put on the envelope first. All letters, bills, and **postcards** need **First Class Postage Stamps**. A **United States Post Office** has **First Class Postage Stamps**. Some envelopes have **Place Stamp Here**. Put the stamp in this box.

You will need an **Air Mail** stamp if your letter is going to an address out of the United States.

1. Letters, bills, and postcards need _____.
2. You can buy stamps at a _____.
3. If your letter is going to an address out of the United States, you need an _____.

If you need help:


1. Read the new words with the student.
2. Read the envelope and the paragraph with the student. Have the student fill in the correct words in each sentence.

3. Listen

a = dad man cash ham hand

4. Listen and write

dad man cash ham hand



1. Is the boy with his _____?
2. _____ the money to the girl.
3. Bob Brown will deposit the _____ in his savings account.
4. The _____ will get a job.
5. The girl will buy the _____.

If you need help:

3. Teach the short a sound using the words: dad, man, cash, ham, hand.
4. Have the student write the letter a on the short line beside the picture. Picture: dad. Have the student write the word dad under the picture. Have the student fill in the correct words with the short a sound.

5. Read and write

STORY WORD - would

Ann Ash will buy a First Class Postage Stamp at the United States Post Office. She will use the stamp to mail a letter to Bob Brown. The stamp goes in the top right corner of the envelope addressed to Bob Brown.

Bob lives in the United States. If Bob did not live in the United States, Ann would have to buy an Air Mail stamp for the letter. Air Mail stamps are put on mail going out of the United States.

1. The envelope is _____ to Bob Brown.
2. Ann Ash will put a _____
on the envelope addressed to Bob Brown.
3. The stamp goes in the _____
of the envelope addressed to Bob Brown.
4. Bob lives in the _____.
5. If Bob did not live in the United States, Ann would have to buy an _____ stamp for the letter.

If you need help:

5. Read the story word with the student. Read the story with the student. Have the student read the story again. Have the student fill in the correct word or words for each sentence. Use the story to help fill in the correct words.

Unit 5 - Post Office

Lesson 48

1. New words

a.m.	sign	Change and Stamp Machine
p.m.	noon	Weekdays

2. Read and write

Open
Weekdays
8:30a.m.-4:00p.m.

Change and Stamp
Machine

Closed
Saturday and Sunday

Open Saturday
8:30 a.m. - 12:00 noon

The Post Office has a sign that reads - **Open Weekdays 8:30a.m. to 4:00 p.m.** Many Post Offices are not open on Saturday or Sunday. If the Post Office is not open, you can use the **Change and Stamp Machine**. Put one dollar in the change machine and you will get four quarters. You can use the change to buy stamps in the **Change and Stamp Machine**.

1. The Post Office is open weekdays from _____ to _____.
2. If the Post Office is closed you can use the _____.
3. You can buy _____ in the **Change and Stamp Machine**.

If you need help:


1. Read the new words with the student.
2. Read the signs and paragraph with the student.
Have the student fill in the correct word or words in each sentence.

3. Review A

a = add	ask	and	as	applicant
a = dad	man	cash	ham	hand

4. Listen and write

add	dad
-----	-----

<p>1.</p> $\begin{array}{r} 2 \\ +2 \\ \hline 4 \end{array}$	<p>2.</p> 
--	--

cash	hand	add	dad	applicant
and	ham	as	man	ask

anm _____

ska _____

ndha _____

mah _____

nda _____

tnacilppa _____

sa _____

sahc _____

dda _____

dda _____

If you need help:

3. Review the short a sound using the words: add, ask, and, as, applicant, dad, man, cash, ham, hand.
4. Have the student write the letter on the short line beside each picture that has the short a sound in it. Have the student write the correct word under each picture. Pictures: add, dad. Have the student read the words with the short a sound. Have the student write the words with the short a sound.

5. Listen and write

STORY WORDS - closed cities since

Today is Saturday. Ann Ash is going to the United States Post Office to mail a letter. The Post Office that Ann uses is closed on Saturday and Sunday. The sign says the Post Office is open Weekdays from 8:30 a.m. to 4:00 p.m. In some cities, the Post Office is open on Saturday from 8:30 a.m. to 12:00 noon. The sign will say **Open on Saturday from 8:30 a.m. to 12:00 noon.** The sign may say **Closed on Saturday and Sunday.**

Since the Post Office is closed, Ann will use the Change and Stamp Machine to buy a postage stamp. She will put a stamp on the envelope. She will put the letter in the mailbox at the Post Office.

1. The Post Office is _____ Weekdays from 8:30 a.m. to 4:00 p.m.
2. Since the Post Office is closed on Saturday, Ann will use the _____ and _____ to buy a postage stamp.
3. She will put the letter in the _____ at the Post Office.

If you need help:

5. Read the story words with the student. Read the story with the student. Have the student read the story again. Have the student fill in the correct word or words for each sentence. Use the story to help fill in the correct words.

Unit 5 - Post Office

Lesson 49

1. New words

Stamped Mail	postmark	Local	Out of Town
--------------	----------	-------	-------------

2. Read and write

After stamping your letter or postcard, you need to mail it. Put your letter or postcard in the box that reads **Stamped Mail**. Some mailboxes will say **Local**. Some will say **Out of Town**. If the letter you are mailing is going to an address in your town, it is **local**. If your letter is not going to an address in your town, it is **out of town**.

The postmark gives the date that the letter was mailed. The postmark is put on the letter by the Post Office. Your Income Tax Form needs to be postmarked by April 15.

1. If the letter you are mailing is going to an address in your town, it is _____.
2. If the letter you are mailing is not going to an address in your town, then it is _____.
3. The _____ gives the date that the letter was mailed.
4. The postmark is put on the letter by the _____.
5. Your _____ form must be postmarked by April 15.

If you need help:

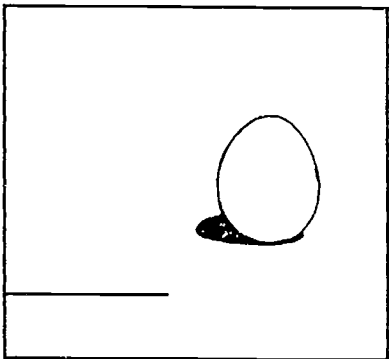
1. Read the new words with the student.
2. Read the paragraphs with the student. Have the student fill in the correct word or words in each sentence.

3. Listen

e = egg Ed every education

4. Listen and write

egg Ed every education



1. Bob needs to get more _____.
2. _____ works _____ day.
3. Ed will fix an _____.
4. _____ job applicant fills out a form.

If you need help:

3. Teach the short e sound using the words: egg, Ed, every, education.
4. Have the student write the letter e on the short line beside the picture. Picture: egg.
Have the student write the word egg under the picture.
Have the student fill in the correct short e word or words for each sentence.

5. Listen and write

STORY WORD - other

Ed Every has addressed and stamped two letters. One of the letters is addressed to Ken Kite. Ken Kite has a Greenville, South Carolina address. Ed will put this letter in the mailbox that reads Local Mail. The other letter is addressed to Ann Ash. Ann lives in Columbia, South Carolina. She does not have a local address. Ed will put Ann's letter in the mailbox that reads Out of Town Mail.

Ed mailed the two letters on June 15, 1988. The Post Office will put a postmark dated June 15, 1988 on the two envelopes.

1. Ed Every will put Ken Kite's letter in the mailbox that reads _____ mail.
2. The Post Office will put a _____ dated June 15, 1988 on each of the two envelopes.

6. Homework

Please print

e E

If you need help:

5. Read the story word with the student. Read the story with the student. Have the student read the story again. Have the student fill in the correct word for each sentence. Use the story to help fill in the correct words.
6. Have the student print the letter e then E.

Unit 5 - Post Office

Lesson 50

1. Review words

envelope	Air Mail	Place Stamp Here
postcard	says	United States Post Office
letter	sign	First Class Postage Stamp
postmark	Weekdays	Change and Stamp Machine
Stamped Mail	local	Return Address
Out of Town	Mr.	

2. Read and write

	Place Stamp Here
--	------------------------

1. Write the name and address of a friend on this envelope.
2. Write your address for the Return Address.
3. Will this letter need a First Class Postage Stamp? _____
4. Is this letter going to a local address? _____
5. Is this letter going to an out of town address? _____

If you need help:

1. Read the review words with the student.
2. Read the sentences with the student. Have the student fill in the correct words on the envelope and on the line.

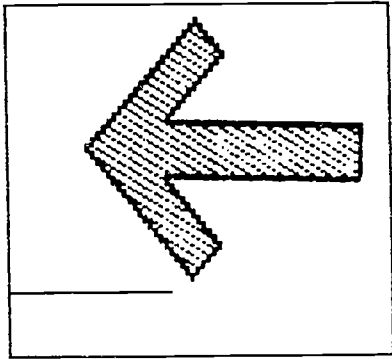


3. Listen

e = left get yes lesson

4. Listen and write

ten cent left lesson



1. Do you _____ your mail at the Post Office?
2. Does he _____ his mail at the Post Office?
3. Do you go _____ on Book Street?
4. He will do _____ 2 as his homework.

If you need help:

3. Teach the short e sound using the words: left, get, yes, lesson.
4. Have the student write the letter e on the short line beside the picture. Picture: left.
Have the student write the word left under the picture.
Have the student fill in the correct word with the short e sound.

5. Listen and write

STORY WORDS - all what

Ed Every will use the United States Post Office to mail many letters. Some of the mail will be letters to friends. Some will be bills he needs to pay. All of these letters will be postmarked July 27, 1988 since that is the date Ed mailed them.

Ed will put the right address on each envelope. He will also put his return address on each envelope.

One of these letters is going out of the United States. This letter will have an Air Mail stamp. Each of the other letters will have a first class postage stamp.

Ed lives in Greenville, South Carolina. Every letter that has a Greenville, South Carolina address will be put in the Local mailbox. All mail going to an address different from Greenville, will be put in the Out of Town mailbox.

1. What does Ed mail? _____ and _____
2. What goes on a letter going out of the United States?

3. What does the Post Office put on an envelope? _____
4. What mailbox has Greenville mail? _____

If you need help:

5. Read the story words with the student. Read the story with the student. Have the student read the story again. Have the student fill in the correct word or words for each sentence. Use the story to help fill in the correct words.

Unit 5 - Post Office

Lesson 51

1. New words

Service Charge	less
Money Order	Purchaser's Signature

2. Read and write

MONEY ORDER	No. 23971
The Bank Greenville, S. C.	
Date <u>August 10, 1988</u>	
Pay To The Order Of	<u>The Food Store</u>
\$ <u>40.00</u>	
	<u>Purchaser's Signature</u>
	<u>123 Book Street</u> Address

You can get a **Money Order** at the Post Office. The **Money Order** is like a check. You will give the Post Office cash for the amount of the **Money Order**. The Post Office will charge you a **Service Charge** for the **Money Order**. The **Service Charge** is \$.75 for a **Money Order** of \$35.00 or less. The **Service Charge** is \$1.00 for a **Money Order** from \$36.00 to \$70.00.

1. A _____ looks like a check.
2. You will give the Post Office _____ for the amount of the Money Order.

If you need help:


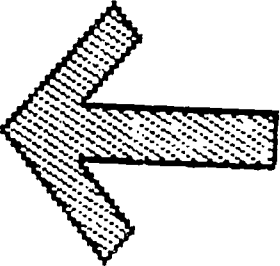
1. Read the new words with the student.
2. Read the Money Order and paragraph with the student. Have the student fill in the correct word or words in the sentences.

3. Review E

e = egg	Ed	every	education
e = left	get	yes	lesson

4. Listen and write

egg	left
-----	------

<p>1.</p>  <hr style="width: 100%;"/>	<p>2.</p>  <hr style="width: 100%;"/>
---	--

egg	Ed	every	education
yes	get	left	lesson

etg _____

sey _____

neodiutac _____

geg _____

dE _____

felt _____

snleso _____

vreye _____

If you need help:

3. Review the short e sound using the words: egg, Ed, every, education, left, get, yes, lesson.
4. Have the student write the letter e on the short line beside the picture that has the short e sound in it. Have the student write the correct word under each picture. Pictures: egg, left. Have the student read the short e words. Have the student write the short e words correctly.

5. Read and write

Ed Every ordered some shoes from The Store. They were mailed to his address. The cost of the shoes was thirty-two dollars (\$32.00).

Ed needs to pay for the shoes, but he does not want to mail cash. He does not have a checking account so he cannot mail a check. What will he do?

He will go to the Post Office and buy a Money Order. Ed will pay a service charge of seventy-five cents (\$.75) for the Money Order. The purchase was less than thirty-five dollars (\$35.00). The total amount of cash that Ed will pay the Post Office is thirty-two dollars and seventy-five cents (\$32.75).

Ed Every is the purchaser. He will write his signature and his address on the Money Order.

1. Ed Every _____ some shoes from The Store.
2. They were mailed to his _____.
3. Ed Every will go to the Post Office and buy a _____
_____.
4. Ed will pay a _____ of
seventy-five cents (\$.75) for the Money Order.
5. Ed Every is the _____.
6. He will write his _____ and also his
_____ on the Money Order.

If you need help:

5. Read the story with the student. Have the student read the story again. Have the student fill in the correct word or words for each sentence. Use the story to help fill in the correct words.

Unit 5 - Post Office

Lesson 52

1. Review words

Service Charge	less
Money Order	Purchaser's Signature

2. Read and write

MONEY ORDER	No. 23972
The Bank Greenville, S. C.	
	Date _____
Pay To The Order Of _____	
\$ _____	
	_____ Purchaser's Signature
	_____ Address

1. Write today's date on the line after Date.
2. Write The Power Company after Pay to the Order Of.
3. Write the **Money Order** for \$75.00.
4. Put your signature and address on the **Money Order**.
5. What is the **Service Charge** for this **Money Order**? _____

If you need help:

1. Read the review words with the student.
2. Read the sentences with the student. Have the student fill in the correct words on the Money Order. Write the correct answer to sentence #5.




3. Listen

i = Indian interest in is it if

4. Listen and write

Indian interest in is it if



1. Put your money _____ the bank.
2. Dan's bank balance _____ \$500.00.
3. This girl is an _____.
4. _____ you need a checking account, ask for customer service.
5. The bank will pay _____ on the money in your savings account.
6. _____ is not a full-time job.

If you need help:

3. Teach the short i sound using the words: Indian, interest, in, is, it, if.
4. Have the student write the letter i on the short line beside the picture. Picture: Indian. Indian begins with capital I. Have the student write the word Indian under the picture. Have the student fill in the correct short i word for each sentence.

5. Listen and write

STORY WORDS - clothes

Ed ordered his children's clothes from The Store. The cost of the clothes was seventy-five dollars (\$75.00).

Ed will pay for the clothes with a Money Order since he does not want to mail cash.

Ed will buy the Money Order at the Post Office. He will have to pay a one dollar (\$1.00) Service Charge for the Money Order since the cost of the purchase is more than thirty-five dollars (\$35.00). The total amount of cash that Ed will pay the Post Office is seventy-six dollars (\$76.00).

Ed Every is the purchaser so he will write his signature and his address on the Money Order.

1. Ed will pay for the children's clothes with a

_____.

2. He will pay a one dollar (\$1.00) _____
_____ for the Money Order.

6. Homework

Please print.

i I

If you need help:

5. Read the story word with the student. Read the story with the student. Have the student read the story again. Have the student fill in the correct word or words for each sentence. Use the story to help fill in the correct words.
6. Have the student print i then I.

Unit 5 - Post Office

Lesson 53

1. New words

Effective Date Hold Mail Request pick up Resume Delivery

2. Read and write

HOLD MAIL REQUEST

Name Bob Brown

Address 123 Book Street
 Street

Greenville S. C. 29600

City State Zip Code

Effective Date June 10, 1988

Resume Delivery June 18, 1988

Mail will be picked up by Bob Brown

_____ June 1, 1988

Signature Date

Bob Brown is going out of town. He wants the Post Office to hold his mail. He will pick up his mail at the Post Office after he gets home.

The **Effective Date** is the date that the Post Office will begin holding his mail. They will **Resume Delivery** on June 18.

1. Bob Brown wants the Post Office to _____

_____.

2. The date that the Post Office will begin holding his mail is the _____.

If you need help:


1. Read the new words with the student.
2. Read the Hold Mail Request and the paragraph with the student. Have the student fill in the correct word or words in each sentence.

3. Listen

i = six city fix his fill bill

4. Listen and write

six city fix his fill bill



1. Dan needs _____ dollars and fifty cents.
2. Bob paid the _____ on time.
3. The man will _____ out a job application form.
4. The boy will go to the _____.
5. Dan will _____ his car.
6. Bob likes to work with _____ hands.

If you need help:

3. Teach the short i sound using the words: six, city, fix, his, fill, bill.
4. Have the student write the letter i on the short line beside the picture. Picture: six.
Have the student write the word six under the picture.
Have the student fill in the correct words with the short i sound.

5. Read and write

STORY WORDS - deliver her while gone leaving

Isabel Ink is going out of town for nine days. She does not want the Post Office to deliver her mail while she is gone. She will fill out a Hold Mail Request form at the Post Office.

Isabel will be leaving town on June 10, 1988. This is the effective date that the Post Office will begin holding Isabel's mail. She will return home on June 18, 1988. This is the date the Post Office will resume delivery of Isabel's mail.

Isabel will write her signature on the Hold Mail Request form.

When she gets home, Isabel will pick up her mail at the Post Office.

1. Isabel does not want the Post Office to _____ her mail while she is gone.
2. June 10, 1988 is the _____ that the Post Office will begin holding Isabel's mail.
3. June 18, 1988 is the date that the Post Office will _____ of Isabel's mail.
4. When Isabel gets home, she will _____

_____ her mail at the Post Office.

If you need help:

5. Read the story words with the student. Read the story with the student. Have the student read the story again. Have the student fill in the correct word or words for each sentence. Use the story to help fill in the correct words.

Unit 5 - Post Office

Lesson 54

1. Review words

Effective Date	Hold Mail Request	pick up	Resume Delivery
----------------	-------------------	---------	-----------------

2. Read and write

HOLD MAIL REQUEST			
Name	_____		
Address	_____		
	Street		
	_____	_____	_____
	City	State	Zip Code
Effective Date	_____		
Resume Delivery	_____		
Mail Will Be Picked Up By	_____		
_____	_____		
Signature		Date	

You are going out of town. Fill out this Hold Mail Request form.

1. Write your name.
2. Write your address.
3. Put July 1, 1988 for the Effective Date.
4. Put July 8, 1988 for the Resume Delivery.
5. Write your name after Mail Will Be Picked Up By.
6. Write your signature and today's date.

If you need help:



1. Read the review words with the student.
2. Read the Hold Mail Request form and the sentences with the student. Have the student fill in the correct words on the form.

3. Review I

i =	Indian	interest	in	is	it	if
i =	six	city	fix	his	fill	bill

4. Listen and write

Indian	six
--------	-----

<p>1.</p>  <p>_____</p>	<p>2.</p>  <p>_____</p>
--	---

Indian	interest	in	is	it	if
six	city	fix	his	fill	bill

llib _____

ti _____

xis _____

si _____

ni _____

retniest _____

ytic _____

fxi _____

lfil _____

fi _____

ish _____

naidnI _____

If you need help:

- Review the short i sound using the words: Indian, interest, in, is, it, if, six, city, fix, his, fill, bill.
- Have the student write the letter i on the short line beside each picture that has the short i sound in it. Have the student write the correct word under each picture. Pictures: Indian, six. Have the student read the words with the short i sound. Have the student write the words with the short i sound. Indian begins with capital I.

5. Read and write

Isabel Ink is going out of town for nine days. She does not want the Post Office to deliver her mail while she is gone. She will fill out a Hold Mail Request form at the Post Office.

Isabel will be leaving town on June 10, 1988. This is the effective date that the Post Office will begin holding Isabel's mail. She will return home on June 18, 1988. This is the date the Post Office will resume delivery of Isabel's mail.

Isabel will write her signature on the Hold Mail Request form.

When she gets home, Isabel will pick up her mail at the Post Office.

1. What will Isabel Ink do before she goes out of town?

2. When will the Post Office begin holding Isabel's mail?

3. When will the Post Office resume delivery of Isabel's mail?

If you need help:

5. Read the story with the student. Have the student read the story again.
Have the student answer each question. Have the student write the answer in a complete sentence. Use the story to help answer each question.

Unit 5 - Post Office

Lesson 55

1. New words

Change of Address Order Old Print move

2. Read and write

Change of Address Order				
1. Print Last Name _____				
2. Print First Name _____				
3.. Old Address	<u>Print</u> Number and Street	Apartment	P.O. Box	
	<u>Print</u> City	State	Zip Code	
4. New Address	<u>Print</u> Number and Street	Apartment	P.O. Box	
	<u>Print</u> City	State	Zip Code	
5. Effective Date	Mo.	Day	Year	
6. Sign Here _____			7. Date _____	

If you move to a different house or apartment, you need to fill out a **Change of Address Order** form for the Post Office. Write your old and new address on the form. You need to give the Post Office the **Effective Date** or the date you are moving. After that date, the Post Office will deliver your mail to your new address.

If you need help:


1. Read the new words with the student.
2. Read the Change of Address Order form and the paragraph with the student.
Have the student write the correct words on the Change of Address Order.

3. Listen

o = October on Oliver

4. Listen and write

October on Oliver



1. Bob puts money down _____ a used car.
2. Will you pay your bills in _____?
3. _____ was laid off his last job.

If you need help:

3. Teach the short o sound using the words: October, on Oliver.
4. Have the student write the letter O on the short line beside the picture. Picture: October. Have the student write the word October under the picture. Have the student fill in the correct words with the short o sound.

5. Read and write

Oliver Ott will move to a different house. He plans to move on October 21, 1988.

Oliver will go the local Post Office. He will fill out a Change of Address Order form. He will have to print his old address on the form. He will also print his new address on the form.

Oliver's address will change on October 21, 1988. This is the effective date.

He will sign his name on the line that says Sign Here.

1. Oliver Ott plans to move so he will have to fill out a _____ of _____ Order form.
2. October 21, 1988 is the _____ that Oliver's address will change.
3. He will sign his name on the line that says _____.

6. Homework

Please print.

If you need help:

5. Read the story with the student. Have the student read the story again. Have the student fill in the correct word or words for each sentence. Use the story to help fill in the correct words.
6. Have the student print o then O.

Unit 6 - Alphabetical Order

Lesson 56

1. New words

Alphabetical Order	words	alphabet
--------------------	-------	----------

2. Read and write

If words are in alphabetical order, they are listed in the same order as the letters of the alphabet.

<u>Words</u>	<u>Alphabetical Order</u>
1. ham	1. at
2. widowed	2. do
3. do	3. ham
4. if	4. if
5. at	5. like
6. take	6. off
7. off	7. take
8. like	8. widowed

<u>List 1</u>		<u>List 2</u>	
1. did	1. _____	1. game	1. _____
2. with	2. _____	2. yes	2. _____
3. race	3. _____	3. divorced	3. _____
4. as	4. _____	4. this	4. _____
5. him	5. _____	5. male	5. _____
6. calendar	6. _____	6. written	6. _____
7. them	7. _____	7. easy	7. _____
8. gone	8. _____	8. see	8. _____

If you need help:


1. Read the new words with the student.
2. Read the sentence with the student. Read the words in List 1 with the student. Show the student how to put the words in Alphabetical Order. Have the student put the words in List 2 in Alphabetical Order.

3. Listen

o = box not job dollar

4. Listen and write

box not job dollar



1. Will you give Dan a _____?
2. Do you have a _____ application form?
3. The man will _____ buy the shirt.
4. The girl will fill the _____ with junk.

If you need help:

3. Teach the short o sound using the words: box, not, job, dollar.
4. Have the student write the letter o on the short line beside the picture. Picture: box. Have the student write the word box under the picture. Have the student fill in the correct word for each sentence.

5. Read and write

STORY WORDS	-	fall	went	hospital	know
		room	woman	desk	asked

Bob Brown had a fall at work on Friday. He went to the doctor. The doctor put him in the hospital.

Ann Ash went to visit Bob at the hospital. She did not know his room number.

The woman at the desk looked at the alphabetical listing of patients' names.

1. Ann Ash went to visit Bob at the _____
2. She did not know his _____ number.
3. The woman at the desk looked at the _____ listing of patients' names.

6. Homework

Please print.

job

not

If you need help:

5. Read the story words with the student. Read the story with the student. Have the student read the story again. Have the student fill in the correct word for each sentence. Use the story to help fill in the correct words.
6. Have the student write the words job and not.

Unit 6 - Alphabetical Order

Lesson 57

1. Review words

Alphabetical Order	words	alphabet
--------------------	-------	----------

2. Read and write

List 1 - Words

1. easy
2. hard
3. please
4. but
5. sale
6. about
7. knew
8. got

Alphabetical Order

1. _____
2. _____
3. _____
4. _____
5. _____
6. _____
7. _____
8. _____

List 2 - Words

1. help 1. _____
2. call 2. _____
3. still 3. _____
4. would 4. _____
5. passbook 5. _____
6. divorced 6. _____
7. into 7. _____
8. third 8. _____

List 3 - Words

1. did 1. _____
2. sale 2. _____
3. him 3. _____
4. about 4. _____
5. many 5. _____
6. knew 6. _____
7. no 7. _____
8. question 8. _____

If you need help:



1. Read the review words with the student.
2. Have the student put the words in List 1, List 2, and List 3 in Alphabetical Order.

3. Review o

o =	October	on	Oliver
o =	box	not	job dollar

4. Listen and write

October	box
---------	-----

<p>1.</p> 	<p>2.</p> 
<hr/>	<hr/>

October	on	Oliver
box	not	job dollar

verOli _____ no _____ obj _____
 rallod _____ xbo _____ tno _____
 terbOco _____

If you need help:

3. Review the short o sound using the words: October, on, off, box, not, job, dollar.
4. Have the student write the letter o on the short line beside each picture that has the short o sound in it. Have the student write the correct word under each picture. Pictures: October, box. Have the student read the short o words. Have the student write the words with the short o sound.

5. Read and write

STORY WORDS - begins alphabet listed gave

Bob's last name is Brown. Brown begins with the letter B. The letter B is the second letter of the alphabet. The names of all patients are listed in alphabetical order.

The woman found Bob Brown's name on the B list. She gave Bob's room number to Ann.

1. Brown _____ with the letter B.
2. The names of all patients are listed in _____.
3. The woman found Bob Brown's name on the B _____.

6. Homework

Please print.

box

dollar

If you need help:

5. Read the story words with the student. Read the story with the student. Have the student read the story again. Have the student fill in the correct word for each sentence. Use the story to help fill in the correct words.
6. Have the student write the words box and dollar.

Unit 6 - Alphabetical Order

Lesson 58

1. Read and write

If two words begin with the same letter, use the second letter to put the words in Alphabetical Order.

List 1 - Words

1. found
2. vegetables
3. first
4. married
5. valley

f <u>o</u> und, f <u>i</u> rst
v <u>e</u> getables, v <u>a</u> lley

Alphabetical Order

1. first
2. found
3. married
4. valley
5. vegetables

List 2 - Words

1. less
 2. department
 3. coin
 4. written
 5. see
 6. labor
 7. doctor
 8. food
1. _____
 2. _____
 3. _____
 4. _____
 5. _____
 6. _____
 7. _____
 8. _____

List 3 - Words

1. hand
 2. easy
 3. these
 4. gallon
 5. experience
 6. say
 7. place
 8. got
1. _____
 2. _____
 3. _____
 4. _____
 5. _____
 6. _____
 7. _____
 8. _____

If you need help:


1. Read the sentence with the student. Use List 1 to show how to put words in Alphabetical Order. Use the second letter when both words begin with the same letter. Have the student put the words in List 2 and List 3 in Alphabetical Order.

2. Listen .

u = up uncle us under

3. Listen and write

up Uncle us under



1. He will help _____ fill out the job application.
2. Take _____ Bob his dinner.
3. Add _____ the three numbers.
4. The book is _____ the telephone.

If you need help:

2. Teach the short u sound using the words: up, uncle, us, under.
3. Have the student write the letter u on the short line beside the picture. Picture: up.
Have the student write the word up under the picture.
Have the student fill in the correct words with the short u sound.

4. Read and write

STORY WORDS - floor saw door

Bob is on the second floor in room number 22. Ann found room number 22. She saw the name Bob Brown on the door. She knew this was the right room.

Bob was very happy to see Ann. Ann was going to have dinner with Bob.

1. Bob is on the _____ in room number 22.
2. Ann saw the name Bob Brown on the _____.
3. Ann was going to have _____ with Bob.

5. Homework

Please print.

u

U

If you need help:

5. Read the story words with the student. Read the story with the student. Have the student read the story again. Have the student fill in the correct word or words for each sentence. Use the story to help fill in the correct words.
6. Have the student print u then U.

Unit 6 - Alphabetical Order

Lesson 59

1. Review words

Alphabetical Order	Alphabet	Words
--------------------	----------	-------

2. Read and write

Some words have the same first and second letter. If you put these words in alphabetical order, you need to use the third letter.

List 1 - Words

- | | |
|----------|-----------------|
| 1. fix | 1. <u>first</u> |
| 2. first | 2. <u>five</u> |
| 3. five | 3. <u>fix</u> |

Alphabetical Order

- | | |
|---------|----------------|
| 1. man | 1. <u>make</u> |
| 2. make | 2. <u>male</u> |
| 3. male | 3. <u>man</u> |

List 2 - Words

- | | |
|-------------|----------|
| 1. day | 1. _____ |
| 2. dad | 2. _____ |
| 3. date | 3. _____ |
| 1. come | 1. _____ |
| 2. code | 2. _____ |
| 3. coin | 3. _____ |
| 1. pay | 1. _____ |
| 2. phone | 2. _____ |
| 3. passbook | 3. _____ |

Alphabetical Order

- | | |
|------------|----------|
| 1. house | 1. _____ |
| 2. hour | 2. _____ |
| 3. home | 3. _____ |
| 1. would | 1. _____ |
| 2. work | 2. _____ |
| 3. written | 3. _____ |
| 1. see | 1. _____ |
| 2. spouse | 2. _____ |
| 3. service | 3. _____ |

If you need help:


1. Read the review words with the student.
2. Read the sentence with the student. Use List 1 to show how to put these words in Alphabetical Order. Have the student put the words in List 2 in Alphabetical Order.

3. Listen

u = cup junk much jump

4. Listen and write

cup junk much jump



1. Dan will buy a new _____.
2. The girl will _____ up and down.
3. The man will put the _____ in the box.
4. How _____ money do you make?

If you need help:

3. Teach the short u sound using the words: cup, junk, much, jump.
4. Have the student write the letter u on the short line beside the picture. Picture: cup. Have the student write the word cup under the picture. Have the student fill in the correct word for each sentence.

5. Read and write

STORY WORDS - wanted menu were meat chicken fish

Bob wanted Ann to help him read the dinner menu. Some of the words on the menu were new to Bob. The first item on the menu was meat. The menu listed the meats in alphabetical order. The meats were chicken, fish, and ham. The second meat listed was fish. This is the meat Bob wanted.

1. Bob wanted Ann to help him read the dinner _____.
2. Some of the _____ on the menu were new to Bob.
3. The menu listed the _____ in alphabetical order.
4. The meats were _____, _____, and _____.

6. Homework

Please print.

a A
e E
i I

If you need help:

5. Read the story words with the student. Read the story with the student. Have the student read the story again. Have the student fill in the correct word or words for each sentence. Use the story to help fill in the correct words.
6. Have the student print the letters a, A, e, E, i, then I.

Unit 6 - Alphabetical Order

Lesson 60

1. Review words

Alphabetical Order	Alphabet	words
--------------------	----------	-------

2. Read and write

List 1 - Words

1. charge
2. car
3. check
4. company
5. call
6. cost
7. children
8. cable

Alphabetical Order

1. cable
2. call
3. car
4. charge
5. check
6. children
7. company
8. cost

List 2 - Words

1. push
2. park
3. penny
4. pull
5. paid
6. please

Alphabetical Order

1. _____
2. _____
3. _____
4. _____
5. _____
6. _____

If you need help:

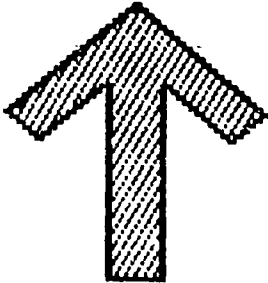

1. Have the student read the review words.
2. Use List 1 to show how to put these words in Alphabetical Order. Have the student put the words in List 2 in Alphabetical Order.

3. Review U

u = up	uncle	us	under
u = cup	junk	much	jump

4. Listen and write

up cup

<p>1.</p>  <p>_____</p>	<p>2.</p>  <p>_____</p>
---	---

up	uncle	us	under
cup	junk	much	jump

su _____

pu _____

hcum _____

upc _____

mjup _____

knju _____

rednu _____

elcnu _____

If you need help:

- Review the short u sound using the words: up, uncle, us, under, cup, junk, much, jump.
- Have the student write the letter u on the short line beside each picture that has the short u sound in it. Have the student write the correct word under each picture. Pictures: up, cup. Have the student read the short u words. Have the student write the short u words correctly.

5. Read and write

STORY WORDS - cabbage carrots corn

The next item on the menu was vegetables. The vegetables were listed in alphabetical order. The vegetables were cabbage, carrots, and corn. The third vegetable listed was corn. This is the vegetable Bob wanted.

1. The next item on the _____ was vegetables.
2. The _____ were listed in alphabetical order.
3. The vegetables were _____, _____, and corn.
4. The third vegetable was _____.

6. Homework

Please print.

o O

u

U

If you need help:

5. Read the story words with the student. Read the story with the student. Have the student read the story again. Have the student fill in the correct word or words for each sentence. Use the story to help fill in the correct words.
6. Have the student print the letters o, ò, u, then U.

Order Information

Outside South Carolina

To purchase additional workbooks, videotapes, or to inquire about reprinting and tape duplication, write:

S.C. ETV Marketing
P.O. Drawer L
Columbia, SC 29250-2712

or call 1-800-553-7752

Inside South Carolina

Contact:

Office of Adult Education
Room 209-A
State Department of Education
Rutledge Building
1429 Senate Street
Columbia, SC 29201

or call 1-800-922-1109

194

BEST COPY AVAILABLE

Learning for Living

A Series of Lessons for the Adult Learner

Book 4

A cooperative project of




The Adult Education Division
School District of Greenville County
Greenville, S.C.
Dr. Thomas E. Kerns
Superintendent



WYFF-TV
Greenville, S.C.
Douglas A. Smith
Vice President &
General Manager



South Carolina ETV
Columbia, S.C.
Henry J. Cauthen
President &
General Manager



Partially funded by a Section 310, Adult Education Act
P.L. 91-20 and Amendments Grant
through the Office of Adult Education
South Carolina State Department of Education
Dr. Charlie G. Williams
State Superintendent of Education
and
The Greenville Alliance for Quality Education

195

BEST COPY AVAILABLE

A Note to Teachers and Volunteer Tutors

Directions below the line of stars on each page are written for a helper that the student may have in his or her home or neighborhood. This helper may possess marginal reading skills; therefore, the directions have been simplified to meet this need.

A teacher or tutor working with an individual or a group of individuals can expand on these directions to meet the needs of his or her particular student or students. Lessons may be taught with or without the accompanying videos which may be turned off or rerun as needed. Each lesson can be expanded into a one and one-half or two hour time frame at the discretion of the teacher or tutor.

Life coping skills information may, on occasion, need to be adapted to the customs and regulations in the community or state where the student or students reside.

Authors

Ann L. Nickles Libby E. Smith
Jo an L. Boehm Carol W. Petty

Layout and Graphics

Connie L. Cox

Copyright ©1988 School District of Greenville County, South Carolina

All rights reserved. Permission is given for non-profit agencies to reproduce this material to be used for teaching students without cost to the student. This material cannot be reproduced and sold.

TABLE OF CONTENTS

LEARNING FOR LIVING
BOOK 4

UNIT 7 USING THE TELEPHONE

Lesson 61	White Pages; Beginning Sounds for ch, sh, wh	181
Lesson 62	Initials, Guide Words, Example; Two Sounds for th	184
Lesson 63	Government, City, County, State, United States; Ending Sounds for ch, sh, wh	187
Lesson 64	Businesses; Blends bl, br	190
Lesson 65	Yellow Pages, Headings; Blends cl, cr . . .	193
Lesson 66	Emergency, Police Department, Fire Department; Blends dr, fl, fr	196
Lesson 67	Local Measured Service, Long Distance; Blends gl, gr	199
Lesson 68	Dialing, Evening, Map; Blends pl, pr	202
Lesson 69	Direct Assistance; Blends sc, sk, sl, sm . .	205
Lesson 70	Review Telephone Vocabulary; Blends sn, sp, st, sw	208

UNIT 8 REVIEW

Lesson 71	Review Filling Out Forms Vocabulary; Review b, p	211
Lesson 72	Review Filling Out Forms Vocabulary; Review d, t	214
Lesson 73	Review Money and Banking Vocabulary; Review g, k	217
Lesson 74	Review Money and Banking Vocabulary; Review v, f	220
Lesson 75	Review Monthly Bills Vocabulary; Review z, s	223
Lesson 76	Review Post Office Vocabulary; Review c = k, c = s; Write A, a	226
Lesson 77	Review Post Office Vocabulary; Review j, ch; Write B, b	229
Lesson 78	Review Using The Telephone Vocabulary; Review h, l; Write C, c	232
Lesson 79	Review Using the Telephone Vocabulary; Review m, n; Write D, d	235
Lesson 80	Review Using the Telephone Vocabulary; Review qu, r	238

Unit 7 - Using the Telephone

Lesson 61

1. New words

people	white	pages
--------	-------	-------

2. Read and write

The white pages in the telephone book list the names and numbers of people. The names in the white pages are listed in alphabetical order. The names are listed last name first. Many people have the same last name. The first name is used to put these names in alphabetical order. If the first names are the same, the middle names are used to put the names in alphabetical order.

Brown, Bob A.	Jones, B. E.
Brown, James B.	Jones, John R.
Brown, Ken	Jones, Sam P.
Brown, Steve P.	Jones, Sam R.
Brown, Steve W.	Jones, T. R.
Brown, Wilson	Jones, William

Smith, James M.	_____
Smith, Robert	_____
Smith, Jim	_____
Smith, Kenneth A.	_____
Smith, James P.	_____
Smith, Thomas	_____

If you need help:

1. Read the new words with the student.
2. Read the paragraph with the student. Read the names listed in alphabetical order to the student. Have the student put the last list of names in alphabetical order. Show the student examples in a telephone book.

3. Listen

ch	=	children	check	change	checking
sh	=	shoe	show	she	
wh	=	what	when	white	

4. Listen and write

children	check	change	checking
shoe	show	she	
what	when	white	

- | | | | | | |
|-------|----|----|--------|----|----|
| 1. ch | sh | wh | 6. ch | sh | wh |
| 2. ch | sh | wh | 7. ch | sh | wh |
| 3. ch | sh | wh | 8. ch | sh | wh |
| 4. ch | sh | wh | 9. ch | sh | wh |
| 5. ch | sh | wh | 10. ch | sh | wh |

1. The _____ want this book.
2. _____ will get on the bus.
3. _____ do the children want?

If you need help:

3. Teach the beginning sound for **ch** using the words: children, check, change, checking.
Teach the beginning sound for **sh** using the words: shoe, show, she.
Teach the beginning sound for **wh** using the words: what, when, white.
4. Have the student read the ch, sh, and wh words. Read each word to the student. Have the student circle the correct beginning letters. Have the student fill in the correct word for each sentence.

5. Read and write

STORY WORDS - moved living

Chip White has moved to a new city. The name of the city is Chapel Hill. Chip has an old friend living in this city. Her name is Shirley Sharp. Chip wants to call Shirley on the telephone. He does not know her telephone number. Chip will have to use the telephone book. Names listed in the telephone book are listed in alphabetical order.

1. Chip White has _____ to a new city.
2. He does not know Shirley's _____.
3. Names listed in the telephone book are listed in _____.

6. Homework

Please print.

If you need help:

5. Read the story words with the student. Read the story with the student. Have the student read the story again. Have the student fill in the correct word for each sentence. Use the story to help fill in the correct words.
6. Have the student print Monday, Tuesday, Wednesday.



Unit 7 - Using the Telephone

Lesson 62

1. New words

Example	Initials	guide
---------	----------	-------

2. Read and write

The Telephone Book

- A. Names are listed in alphabetical order, last name first.
- B. Initials go before first names.

Examples: Smith, A. will be listed before Smith, Arthur.

- C. At the top of every page are two **Guide Names**. The **Guide Names** are the first and last names on the page. They will help you get to the right page.

Example:

Lee-Long

Lee, A. T.

Lee, Art

Lee, Jim

Lewis, Robert

Lock, John

Long, R. T.

Long, Roger

Allen-Brooks

Book, Joe _____

Ash, A. L. _____

Cook, Bill _____

Baker, Jim _____

Ash, Allen _____

Bruce, Bob

Brooks, James

If you need help:

1. Read the new words with the student.
2. Read the rules with the student. Be sure the student understands the rules. Use the example to explain guide names. Have the student put the correct names under the guide names Allen-Brooks. Two names do not belong. Show the student examples in a telephone book.

3. Listen

th =	<u>t</u> his	<u>t</u> he	<u>t</u> hat
th =	<u>t</u> hree	<u>t</u> hirty	<u>T</u> hursday

4. Listen and write

this	the	that
three	thirty	Thursday

	<u>Voiced</u>	<u>Unvoiced</u>
1.	th	th
2.	th	th
3.	th	th
4.	th	th
5.	th	th
6.	th	th

1. _____ boy will fill the box with junk.
2. The boy will buy a new car on _____.
3. The girl wants _____ books.
4. _____ book is on the top of that one.

If you need help:

3. Teach the **voiced th** sound using the words: this, the, that.
Teach the **unvoiced th** sound using the words: three, thirty, Thursday.
4. Have the student read all of the th words. Read each word to the student. Have the student circle the correct beginning letters. Ask the student if the beginning letters are voiced or unvoiced. Have the student fill in the correct word for each sentence.

5. Read and write

STORY WORDS - begin there find

Chip will look in the white pages for Shirley J. Sharp's name. Shirley's last name begins with the letter S. Chip will find the S pages. There are many people listed with the last name Sharp. Chip will use Shirley's first name and middle initial to find the number.

1. Chip will look in the _____ pages for Shirley's name.
2. There are many _____ listed with the last name Sharp.
3. Chip will use her first name and middle _____ to find her number.

6. Homework

Please print.

If you need help:

5. Read the story words with the student. Have the student read the story again. Have the student fill in the correct word for each sentence. Use the story to help fill in the correct words.
6. Have the student print Thursday, Friday, Saturday, Sunday.



Unit 7 - Using the Telephone

Lesson 63

1. New words

blue	government	county
------	------------	--------

2. Read and write

The Blue Pages in some phone books list the government offices and phone numbers. The Blue Pages have four parts: City Government, County Government, State Government, and United States Government. The offices listed in each part are in alphabetical order.

- | | |
|---------------------------|----------------------------|
| 1. Animal Shelter | 7. Highway Patrol |
| 2. Drivers License | 8. Mayor |
| 3. Fire Department | 9. Navy Department |
| 4. Post Office | 10. Library |
| 5. Family Court | 11. Police Department |
| 6. Social Security Office | 12. Unemployment Insurance |

City

1. _____

2. _____

3. _____

County

1. _____

2. _____

3. _____

State

1. _____

2. _____

3. _____

U. S. Government

1. _____

2. _____

3. _____

If you need help:

1. Read the new words with the student.
2. Read the paragraph with the student. Use the blue pages of a telephone book to put the words under the correct government listing. Show the student examples in a telephone book.

3. Listen

ch	=	March	each	catch	which
sh	=	cash	wish	fish	wash
th	=	birth	month	with	fourth

4. Listen and write

March	each	catch	which	cash	wish
fish	wash	birth	month	with	fourth

- | | | | | | |
|-------|----|----|--------|----|----|
| 1. ch | sh | th | 7. ch | sh | th |
| 2. ch | sh | th | 8. ch | sh | th |
| 3. ch | sh | th | 9. ch | sh | th |
| 4. ch | sh | th | 10. ch | sh | th |
| 5. ch | sh | th | 11. ch | sh | th |
| 6. ch | sh | th | 12. ch | sh | th |

1. _____ city has a different zip code.
2. The boy will buy a _____.
3. April is the _____ month of the year.
4. What is the _____ of your birth?
5. Did the girl _____ a fish?
6. The man will pay _____ for the car.

If you need help:

3. Teach the ending sound for **ch** using the words: March, each, catch, which.
Teach the ending sound for **sh** using the words: cash, wish, fish, wash.
Teach the ending sound for **th** using the words: birth, month, with, fourth.
4. Have the student read the ch, sh, and th words. Read the words to the student. Have the student circle the correct ending letters. Have the student fill in the correct word for each sentence.

5. Read and write

STORY WORDS - under Postal listings

Chip needs to fill out a change of address form. He will need to find the local Post Office. The Post Office is listed under Postal Service. This is a United States Government Office. Government listings can be found in the blue pages of the telephone book. A United States Government Office is a Federal Office.

1. The Post Office is listed under _____.
2. Government listings can be found in the _____ pages of the telephone book.
3. A United States Government Office is a _____ Office.

6. Homework

Please print.

If you need help:

5. Read the story words with the student. Read the story with the student. Have the student read the story again. Have the student fill in the correct word for each sentence. Use the story to help fill in the correct words.
6. Have the student print January, February, March, April.

Unit 7 - Using the Telephone

Lesson 64

1. New words

businesses

2. Read and write

The listings of businesses come after the Blue Pages. They are in the white pages. Businesses are listed in alphabetical order.

When the names of people are listed with the businesses, they are listed last name first.

If **The** comes first in the name of a business, the name is put in alphabetical order by using the next word in the name of the business.

Example: Brown Book Store, The

Brown Company, The

Camping - Evergreen

- | | |
|---------------------------|-------|
| 1. The Donut Shop | _____ |
| 2. Evergreen Tree Company | _____ |
| 3. John Dodd, M. D. | _____ |
| 4. The Camping Store | _____ |
| 5. Carolina Car Shop | _____ |
| 6. The Camera Store | _____ |

If you need help:

1. Read the new word with the student.
2. Read the paragraphs with the student. Using the guide names Camping and Evergreen, write the five names that would be on this page in alphabetical order. Show the student examples in a telephone book.

3. Listen

bl =	<u>black</u>	<u>blue</u>	<u>blame</u>	<u>block</u>
br =	<u>bring</u>	<u>brown</u>	<u>bread</u>	<u>brother</u>

4. Listen and write

black	blue	blame	block
bring	brown	bread	brother

- | | | | |
|-------|----|-------|----|
| 1. bl | br | 5. bl | br |
| 2. bl | br | 6. bl | br |
| 3. bl | br | 7. bl | br |
| 4. bl | br | 8. bl | br |

1. This book is _____.
2. _____ me three books.
3. Do the children want some _____?
4. Do you have a _____?
5. Do not _____ your brother.

If you need help:

3. Teach the **bl** sound using the words: black, blue, blame, block.
Teach the **br** sound using the words: bring, brown, bread, brother.
4. Have the student read the bl and br words. Read each word to the student. Have the student circle the correct beginning letters. Have the student fill in the correct word for each sentence.

5. Read and write

STORY WORDS - up look alphabetically

Chip needs to get a check-up for his new job. He does not know which doctor to use. A friend gave him the name of Dr. John Dodd.

Chip will find many doctors listed in the business pages. He will find Dr. Dodd listed alphabetically. He will look in the D list for Dodd.

1. Chip does not know _____ doctor to use.
2. Chip will find many doctors listed in the _____
_____.
3. He will find Dr. Dodd listed _____.

6. Homework

Please print.

If you need help:

5. Read the story words with the student. Read the story with the student. Have the student read the story again. Have the student fill in the correct word for each sentence. Use the story to help fill in the correct words.
6. Have the student print May, June, July, August.



Unit 7 - Using the Telephone

Lesson 65

1. New words

Yellow headings

2. Read and write

The Yellow Pages list all businesses by headings. For example: If you wanted to call your bank, look for Banks in the Yellow Pages. The banks will be listed in alphabetical order.

- 1. First Bank of the U. S. _____
- 2. Today's Shoes _____
- 3. Bob's Book Store _____
- 4. City Apartments _____
- 5. The First Bank _____
- 6. State Street Apartments _____
- 7. Old Books _____
- 8. The Shoe Box _____
- 9. Greenville Bank _____
- 10. Book Street Shoe Store _____
- 11. Valley Apartments _____
- 12. New and Used Books _____

If you need help:

- 1. Read the new words with the student.
- 2. Read the paragraph with the student. Have the student give the heading for each of these businesses. Look for these headings in a telephone book. Headings are: Banks, Shoes, Books, and Apartments.

3. Listen

cl	=	<u>cl</u> own	<u>cl</u> ay	<u>cl</u> ean	<u>cl</u> ock
cr	=	<u>cr</u> edit	<u>cr</u> y	<u>cr</u> eam	<u>cr</u> oss

4. Listen and write

clown	clay	clean	clock
credit	cry	cream	cross

- | | | | | | |
|----|----|----|----|----|----|
| 1. | cl | cr | 5. | cl | cr |
| 2. | cl | cr | 6. | cl | cr |
| 3. | cl | cr | 7. | cl | cr |
| 4. | cl | cr | 8. | cl | cr |

1. The _____ is happy.
2. Is your shirt _____?
3. Listen to the _____.
4. Did he fill out a _____ application?
5. Put some _____ in the cup.
6. The man will _____ the street.

If you need help:

3. Teach the **cl** sound using the words: clown, clay, clean, clock.
Teach the **cr** sound using the words: credit, cry, cream, cross.
4. Have the student read the **cl** and **cr** words. Read each word to the student. Have the student circle the correct beginning letters. Have the student fill in the correct word for each sentence.

5. Read and write

STORY WORD - been

Chip has been living with his uncle in Chapel Hill. Now he wants to find an apartment. He will look in the yellow pages. The heading he will look under is the word Apartments. He will look in the A list of the yellow pages.

1. Chip has been _____ with his uncle in Chapel Hill.
2. He will look in the yellow _____.
3. The heading he will look under is the word _____.

6. Homework

Please print.

If you need help:

5. Read the story word with the student. Read the story with the student. Have the student read the story again. Have the student fill in the correct word for each sentence. Use the story to help fill in the correct words.
6. Have the student print September, October, November, December.

Unit 7 - Using the Telephone

Lesson 66

1. New words

Emergency	Police Department	front
inside	Fire Department	cover

2. Read and write

Emergency numbers are found inside the front cover of the Telephone Book. Some cities and counties use the 911 emergency number. You can call this number for any emergency. Some cities and counties do not use the 911 number. You need to call one number for the Police Department and a different number for the Fire Department. Look at the emergency page inside the front cover of your Telephone Book.

Write down or circle the numbers you need in an emergency.

1. List 6 emergency services on the Emergency Page of your Telephone Book.

_____	_____
_____	_____
_____	_____

2. What is the number for the Fire Department in your city or county? _____

3. What is the number for the Police Department in your city or county? _____

If you need help:

1. Read the new words with the student.
2. Read the paragraph with the student. Look at the Emergency page in a telephone book. If there are several numbers for police and fire, have the student write the correct number in the blank space in their telephone book. Have the student fill in the correct numbers in each sentence.

3. Listen

dr	=	<u>d</u> ress	<u>d</u> rop	<u>d</u> raw	<u>d</u> rink
fl	=	<u>f</u> lew	<u>f</u> ly	<u>f</u> lash	<u>f</u> lower
fr	=	<u>f</u> rom	<u>f</u> ront	<u>f</u> riend	<u>F</u> riday

4. Listen and write

dress	drop	draw	drink
flew	fly	flash	flower
from	front	friend	Friday

- | | | | | | | | |
|----|----|----|----|-----|----|----|----|
| 1. | dr | fl | fr | 7. | dr | fl | fr |
| 2. | dr | fl | fr | 8. | dr | fl | fr |
| 3. | dr | fl | fr | 9. | dr | fl | fr |
| 4. | dr | fl | fr | 10. | dr | fl | fr |
| 5. | dr | fl | fr | 11. | dr | fl | fr |
| 6. | dr | fl | fr | 12. | dr | fl | fr |

1. The girl will buy a new _____.
2. _____ is June 10, 1988.
3. Put this book in _____ of the blue one.
4. A _____ is on the flower.

If you need help:

3. Teach the **dr** sound using the words: dress, drop, draw, drink.
Teach the **fl** sound using the words: flew, fly, flash, flower.
Teach the **fr** sound using the words: from, front, friend, Friday.
4. Have the student read the **dr**, **fl**, and **fr** words. Read each word to the student. Have the student circle the correct beginning letters. Have the student fill in the correct word for each sentence.

5. Read and write

STORY WORDS - Later needed

Chip moved into a new apartment on Monday. Later that same day he had a fire in his apartment. He needed to call the Fire Department. He looked inside the front cover of the telephone book. All emergency numbers are listed here.

- 1. Bob needed to call the _____.
- 2. He will look inside the _____ of the telephone book.
- 3. All _____ numbers are listed here.

6. Homework

Please print.

If you need help:

- 5. Read the story words with the student. Read the story with the student. Have the student read the story again. Have the student fill in the correct word for each sentence. Use the story to help fill in the correct words.
- 6. Have the student print one, two, three, four, five.



Unit 7 - Using the Telephone

Lesson 67

1. New words

tell	Local Measured Service	Long Distance
------	------------------------	---------------

2. Read and write

If you want to have a telephone in your house, you can call or go by the Telephone Company in your city. They will tell you how much it will cost to get a telephone. They will tell you the monthly charge. Charges for Long Distance calls will be added to your monthly charge.

Some telephone companies have **Local Measured Service**. You will pay less for your monthly bill. You will be charged for local calls. This is for people that do not use the telephone very much.

1. If you want a telephone, go to the _____ .
2. The Telephone Company will tell you the _____ .
3. _____ calls will be added to your monthly charge.
4. You will pay less for _____ Service.
5. With Local Measured Service you will be _____ for local calls.

If you need help:

1. Read the new words with the student.
2. Read the paragraph with the student. Have the student fill in the correct words in each sentence.

3. Listen

gl = <u>gl</u> ad	<u>gl</u> ass
gr = <u>gr</u> ade	<u>gr</u> ass <u>gr</u> ow

4. Listen and write

glad	glass
grade	grass grow

1. gl gr
2. gl gr
3. gl gr
4. gl gr
5. gl gr

1. Bob Brown will cut the _____ today.
2. Are you _____ it is Friday?
3. Did you get a _____ on your lesson?
4. Did you _____ that flower?
5. Is the cup made of _____?

dalg _____ sasgr _____ owgr _____
rdaeg _____ lssga _____

If you need help:

3. Teach the gl sound using the words: glad, glass.
Teach the gr sound using the words: grade, grass, grow.
4. Have the student read the gl and gr words. Read each word to the student. Have the student circle the correct beginning letters. Have the student fill in the correct word for each sentence. Have the student write the gl and gr words correctly.

5. Read and write

STORY WORDS - own using beside place

Chip needs to get his own telephone. He has been using his uncle's telephone.

He needs to use the telephone book to call the telephone company. He will find the telephone company's phone number on page number 1. The heading on this page is Customer Guide. He will find the telephone company's phone number beside the words To Place an Order.

- 1. The _____ on page number 1 is Customer Guide.
2. He will find the telephone number beside the words _____

6. Homework

Please print.

Handwriting practice lines consisting of solid top and bottom lines with a dashed middle line.

If you need help:

- 5. Read the story words with the student. Read the story with the student. Have the student read the story again. Have the student fill in the correct word for each sentence. Use the story to help fill in the correct words.
6. Have the student print six, seven, eight, nine, ten.



Unit 7 - Using the Telephone

Lesson 68

1. New words

dialing	map	evening	then
---------	-----	---------	------

2. Read and write

Charges will be added to your telephone bill for the Long Distance calls you make. You can save money by **dialing** the number. If the number you are calling has the same area code as you do, dial 1, then dial the number. If you do not have the same area code, look at the **map** of area codes in the telephone book. Dial 1, the area code, **then** the telephone number.

You can save money by calling in the **evening**. You can save more money by calling on Saturday and Sunday. The long distance charges are listed at the beginning of your telephone book.

1. Do you have to pay for long distance calls? _____
2. By dialing the long distance number, you can _____
_____.
3. Dial _____ and the number if you have the same area code as the number you are calling.
4. You can save money on long distance calls by calling in the _____ and on _____ and _____.

If you need help:

1. Read the new words with the student.
2. Read the paragraphs with the student. Have the student fill in the correct words in each sentence. Look at the Long Distance page in the front of the telephone book. It will show the cheapest time to call.

3. Listen

pl =	play	place	plan	plane	plant	please
pr =	proud	print	pretty	present	previous	president

4. Listen and write

play	place	plan	plane	plant	please
proud	print	pretty	present	previous	president

- | | | | | | |
|----|----|----|-----|----|----|
| 1. | pl | pr | 7. | pl | pr |
| 2. | pl | pr | 8. | pl | pr |
| 3. | pl | pr | 9. | pl | pr |
| 4. | pl | pr | 10. | pl | pr |
| 5. | pl | pr | 11. | pl | pr |
| 6. | pl | pr | 12. | pl | pr |

1. Ken Kite is Bob Brown's _____ employer.
2. Bob does not work for his _____ employer now.
3. Bob will _____ a flower in the grass.
4. _____ do your homework.
5. The flower is very _____.
6. _____ your name on the line.
7. Did the boy and girl _____ a game?

If you need help:

3. Teach the pl sound using the words: play, place, plan, plane, plant, please.
Teach the pr sound using the words: proud, print, pretty, present, previous, president.
4. Have the student read the pl and pr words. Read each word to the student. Have the student circle the correct beginning letters. Have the student fill in the correct word for each sentence.

5. Read and write

Chip White got his telephone on Thursday. His name will be listed alphabetically in the next telephone book. His name will be found in the W list of the white pages.

Chip wants to call Ann Ash. Ann lives in Columbia. This call will be long distance. The charge for this call will be added to Chip's monthly telephone bill.

1. Chip White's name will be listed _____ in the next telephone book.
2. His name will be found in the W list of the _____ pages.
3. Chip will call Ann Ash _____ in Columbia.
4. The charge for a long distance call will be _____ to Chip's monthly telephone bill.

6. Homework

Please print.

If you need help:

5. Read the story with the student. Have the student read the story again. Have the student fill in the correct word for each sentence. Use the story to help fill in the correct words.
6. Have the student print eleven, twelve, thirteen, fourteen, fifteen.

Unit 7 - Using the Telephone

Lesson 69

1. New words

Directory Assistance

2. Read and write

If you need a telephone number and can not find it in the telephone book, call **Directory Assistance**. You need to dial 411 for **Local Directory Assistance**. If it is a long distance number with the same area code as yours, dial 1-555-1212. If it is a different area code, dial 1, the area code, 555-1212. You can call **Local Directory Assistance** three times a month. After that you will be charged for each call. You will be charged for every long distance **Directory Assistance** call.

1. If you need a telephone number and you can not find it, call _____.
2. The local number for Directory Assistance is _____.
3. If you are calling long distance Directory Assistance with the same area code as yours, call _____.
4. If you call Local Directory Assistance four times in one month, you will be charged for _____ call.

If you need help:

1. Read the new words with the student.
2. Read the paragraph with the student. Have the student fill in the correct word or numbers in each sentence.

3. Listen

sc	=	<u>s</u> chool	<u>s</u> crapbook		
sk	=	<u>s</u> kills	<u>s</u> ky	<u>s</u> kate	<u>s</u> kip
sl	=	<u>s</u> low	<u>s</u> lip	<u>s</u> leep	<u>s</u> lim <u>s</u> lap
sm	=	<u>s</u> mall	<u>s</u> mile	<u>s</u> mart	<u>s</u> mell <u>s</u> moke

4. Listen and write

schood	scrapbook				
skills	sky	skate	skip		
slow	slip	sleep	slim	slap	
small	smile	smart	smell	smoke	

- | | | | | | | | | | |
|----|----|----|----|----|-----|----|----|----|----|
| 1. | sc | sk | sl | sm | 9. | sc | sk | sl | sm |
| 2. | sc | sk | sl | sm | 10. | sc | sk | sl | sm |
| 3. | sc | sk | sl | sm | 11. | sc | sk | sl | sm |
| 4. | sc | sk | sl | sm | 12. | sc | sk | sl | sm |
| 5. | sc | sk | sl | sm | 13. | sc | sk | sl | sm |
| 6. | sc | sk | sl | sm | 14. | sc | sk | sl | sm |
| 7. | sc | sk | sl | sm | 15. | sc | sk | sl | sm |
| 8. | sc | sk | sl | sm | 16. | sc | sk | sl | sm |

If you need help:

3. Teach the **sc** sound using the words: school, scrapbook.
Teach the **sk** sound using the words: skills, sky, skate, skip.
Teach the **sl** sound using the words: slow, slip, sleep, slim, slap.
Teach the **sm** sound using the words: small, smile, smart, smell, smoke.
4. Have the student read the sc, sk, sl, and sm words. Read each word to the student. Have the student circle the correct beginning letters.

5. Read and write

Chip lives in the state of North Carolina. Ann lives in the state of South Carolina. Ann's area code is 803. Chip's area code is 919.

Chip does not know Ann's telephone number. He will need to call Long Distance Directory Assistance.

- 1. Ann's _____ is 803.
- 2. Chip does not know Ann's telephone _____.
- 3. He will need to call Long Distance _____.

6. Homework

Please print.

- If you need help:
- 5. Read the story with the student. Have the student read the story again. Have the student fill in the correct word for each sentence. Use the story to help fill in the correct words.
 - 6. Have the student print sixteen, seventeen, eighteen, nineteen, twenty.

Unit 7 - Using the Telephone

Lesson 70

1. Review words

people	initials	businesses	Police Department
county	example	government	Directory Assistance
white	evening	dialing	Fire Department
yellow	blue	then	Long Distance
pages	cover	tell	emergency
guide	map	front	headings
inside	Local Measured Service		

2. Read and write

1. The names of _____ and _____ are found in the white pages.
2. The blue pages list city, county, state, and United States _____ offices.
3. Two _____ names are found at the top of every page in the telephone book.
4. Businesses are listed in the yellow pages by _____.
5. The number for the Fire Department and the Police Department are found on the _____ page.
6. The emergency page is _____ the front cover.
7. _____ will find a number for you.

If you need help:

1. Have the student read the review words.
2. Using the review words, have the student fill in the correct words in each sentence.

3. Listen

sn	=	<u>s</u> now	<u>s</u> nake	<u>s</u> nap	<u>s</u> nip	<u>s</u> niff
sp	=	<u>s</u> pill	<u>s</u> pouse	<u>s</u> pent	<u>s</u> plash	<u>s</u> pecial
st	=	<u>s</u> tate	<u>s</u> treet	<u>s</u> till	<u>s</u> tore	<u>s</u> tatement
sw	=	<u>s</u> wim	<u>s</u> wing	<u>s</u> weet	<u>s</u> wearer	

4. Listen and write

snow	snake	snap	snip	sniff
spill	spouse	spent	splash	special
state	street	still	store	statement
swim	swing	sweet	sweater	

- | | | | | | | | | | |
|-----|----|----|----|----|-----|----|----|----|----|
| 1. | sn | sp | st | sw | 11. | sn | sp | st | sw |
| 2. | sn | sp | st | sw | 12. | sn | sp | st | sw |
| 3. | sn | sp | st | sw | 13. | sn | sp | st | sw |
| 4. | sn | sp | st | sw | 14. | sn | sp | st | sw |
| 5. | sn | sp | st | sw | 15. | sn | sp | st | sw |
| 6. | sn | sp | st | sw | 16. | sn | sp | st | sw |
| 7. | sn | sp | st | sw | 17. | sn | sp | st | sw |
| 8. | sn | sp | st | sw | 18. | sn | sp | st | sw |
| 9. | sn | sp | st | sw | 19. | sn | sp | st | sw |
| 10. | sn | sp | st | sw | | | | | |

If you need help:

3. Teach the **sn** sound using the words: snow, snake, snap, snip, sniff.
Teach the **sp** sound using the words: spill, spouse, spent, splash, special.
Teach the **st** sound using the words: state, street, still, store, statement.
Teach the **sw** sound using the words: swim, swing, sweet, sweater.
4. Have the student read the sn, sp, st, and sw words. Read each word to the student. Have the student circle the correct beginning letters.



5. Read and write

Chip is calling Ann Ash in Columbia, South Carolina. Chip will give the name of this city to Directory Assistance.

Ann's first and middle initials are A. L. Directory Assistance will look up A. L. Ash. Directory Assistance will give Ann's number to Chip.

Chip will save money if he dials Ann's number directly.

1. Chip will give the name of this _____ to Directory Assistance.
2. Ann's first and middle _____ are A. L.
3. Chip will save money if he dials Ann's number _____.

6. Homework

Please print.

If you need help:

5. Read the story with the student. Have the student read the story again. Have the student fill in the correct word for each sentence. Use the story to help fill in the correct words.
6. Have the student print thirty, forty, fifty, sixty.

Unit 8 - Review

Lesson 71

1. Review words

address	middle	different	credit application
month	male	S.S.#	marital status
spouse	year	female	telephone number
first	day	last	

2. Read and write

1. Put your _____, _____, and _____ names on a job application form.
2. Your _____ is your street or P. O. Box, city, state, and zip code.
3. Write your area code before your _____.
4. Write the _____, _____, and _____ after Date of Birth.
5. Write your social security number after _____.
6. Put married, single, divorced, or widowed after _____.
7. Your _____ is the person you married.
8. After the word sex, you will write _____ or _____.
9. If you want to charge at a store, you will have to fill out a _____.

If you need help:

1. Read the review words with the student.
2. Have the student fill in the correct word or words in each sentence by using the review words.

3. Listen

b	p
---	---

bus	box	boy	book	buy
pay	park	penny	pull	push

4. Listen and write

____enny ____uy ____ ay ____ush
____oy ____ook ____ull ____ark

okob _____ usb _____ rkap _____ suhp _____
xob _____ yap _____ llup _____ ybu _____

1. The _____ will get a job.
2. He will _____ a car.
3. Bob will fill the _____ with junk.
4. He will _____ for the game.
5. Do you have one _____?
6. _____ the car onto the street.
7. The boy will get on the _____.
8. The children will go to the _____.
9. _____ the box into the house.
10. Read to him from that _____.

If you need help:

3. Review the b and p sounds with the student. Tell the student the b sound is voiced, the p sound unvoiced. Have the student read the words that begin with the b sound and the words that begin with the p sound.
4. Have the student write in the correct letter. Have the student read the words. Have the student write the b and p words correctly. Have the student read the b and p words. Have the student write the correct word in the sentence. Have the student read the sentences.

5. Read and write

STORY WORD - wash

Jim Fisher has been working at Freddy's Car Wash for two years. Freddy's Car Wash is on Valley Street in the city of Greenville.

Jim works at the car wash four days a week. This is a part-time job. He makes three dollars and thirty-five cents (\$3.35) an hour. He works thirty-two (32) hours a week. His weekly salary is one hundred seven dollars and twenty cents (\$107.20).

1. Jim Fisher works at _____.
2. This is a _____ job.
3. How much does Jim make an hour? _____
4. What is Jim's weekly salary? _____
5. How many hours does he work a week? _____

6. Homework

Please print

If you need help:

5. Read the story with the student. Have the student read the story again. Have the student fill in the correct word for each sentence. Use the story to help fill in the correct words.
6. Have the student print the words: seventy, eighty, ninety and one hundred.

Unit 8 - Review

Lesson 72

1. Review words

former	full-time	part-time	applicant's signature
monthly	experience	payment	military service
previous	dependents	references	reason for leaving

2. Read and write

1. If you pay your power bill every month, it is a _____ bill.
2. A spouse and children are _____.
3. If you work twenty hours every week, you have a _____ job.
4. If you work forty hours every week, you have a _____ job.
5. If you get a monthly bill, you must make a _____.
6. My _____ or _____ employer is the company where I used to work.
7. "I need a full-time job," would be a _____
_____ a part-time job.
8. Many job applications ask for three _____.
9. Job applications will ask about your education, special skills, and _____.
10. Write your name on the line that says _____
_____ on a job application form.
11. After _____ list all your employers and the positions you held.

If you need help:

1. Read the review words with the student.
2. Have the student fill in the correct word or words in each sentence by using the review words.

3. Listen

d t

4. Listen and write

dad	date	down	dinner
two	ten	time	telephone

_____en _____own _____ad
 _____inner _____ate _____wo
 _____elephone

mite _____ ent _____
 owt _____ entelhope _____
 taed _____ innder _____
 nwod _____ add _____

1. Dan will go out to _____.
2. The _____ is in the house.
3. Bob will take his friend out on a _____.
4. Five and five make _____.
5. The children are going _____ the street.
6. The _____ is 5:30.
7. Dan's _____ lives in this house.
8. _____ girls want this job.

If you need help:

3. Review the d and t sounds with the student. Tell the student the d sound is voiced, the t sound unvoiced. Have the student read the words that begin with the d sound and the words that begin with the t sound.
4. Have the student write in the correct letter. Have the student read the words. Have the student write the d and t words correctly. Have the student read the d and t words. Have the student write the correct word in the sentence. Have the student read the sentences.



5. Read and write

STORY WORDS	-	looked	person	boxes
		locally	needed	deliveries

Jim needs a new job. He wants to make more money. He does not know where to find a new job.

He looked in the newspaper under the heading Employment. He found a position listed for a delivery person. This person would deliver small boxes locally. No special skills were needed for this job. No previous experience was needed. The applicant needed to use his own car for deliveries. The salary was four dollars (\$4.00) an hour.

1. Jim needs to _____ a new job.
2. He looked in the newspaper under the heading _____.
3. He found a position listed for a _____
_____.
4. This person would deliver small boxes _____.
5. The applicant needed to use his own car for _____.

6. Homework

Please print

If you need help:

5. Read the story with the student. Have the student read the story again. Have the student fill in the correct word for each sentence. Use the story to help fill in the correct words.
6. Have the student print the words: monthly, quarterly, annually, and semi-annually.

Unit 8 - Review

Lesson 73

1. Review Words

deposit	withdrawal	interest	checking account
currency	statement	checks	savings account
passbook	current balance		

2. Read and write

1. A _____ can make money for you.
2. The bank will pay you _____ on a savings account.
3. If you take money out of your savings account, it is called a _____.
4. Money that you put into your savings account is called a _____.
5. _____ is the same as cash.
6. Many people write _____ to pay their bills.
7. The bank will mail a savings account _____ to your address.
8. The amount of money in your account is your _____.
9. A _____ is your list of deposits, withdrawals, and interest in your savings account.
10. First, put money in your _____, then you can write checks.

If you need help:

1. Read the review words with the student.
2. Have the student fill in the correct word or words in each sentence by using the review words.

3. Listen

g	k
---	---

girl	game	going	go	get
kick	kite	kitten		

4. Listen and write

____ite	____ame	____irl	____et
____o	____ick	____oing	____itten

nettik _____	etik _____	cikk _____	og _____
iongg _____	mage _____	lirg _____	etg _____

1. The boy will _____ help.
2. The boy will _____ the girl first.
3. The _____ is new.
4. The new _____ is in the box.
5. The _____ needs to make more money.
6. The children want to buy a _____.
7. Dan is not _____ home.
8. Bob will _____ down the street.

If you need help:

3. Review the g and k sounds with the student. Tell the student the g sound is voiced, the k sound is unvoiced. Have the student read the words that begin with the k sound.
4. Have the student write in the correct letter. Have the student read the words. Have the student write the g and k words correctly. Have the student read the g and k words. Have the student write the correct word in the sentence. Have the student read the sentences.

5. Read and write

STORY WORDS - called apply filled applied

Jim called the telephone number that was listed in the newspaper. He was to apply in person at this local address: Snow Delivery Company, 12 Small Street, Greenville, South Carolina.

Jim went to Snow Delivery Company. He filled out a job application form. He applied for a delivery position.

1. How did Jim find out about Snow Delivery Company?

2. He was to _____ in person at Snow Delivery Company.
3. Jim _____ out a job application form.
4. What position did Jim apply for? _____

6. Homework

Please print.

If you need help:

5. Read the story with the student. Have the student read the story again. Have the student fill in the correct word for each sentence. Use the story to help fill in the correct words.
6. Have the student print the words: first, second, third, fourth, and fifth.

Unit 8 - Review

Lesson 74

1. Review words

current charges	check register	Pay to The Order Of
Date Due	Amount Due	Average Daily Cost
gallons	subtract	Customer Service
deposits		

2. Read and write

1. Ask for _____ if you want to open a savings or checking account at a bank.
2. List all checks and deposits in your _____.
3. In your check register, you need to add the deposits and _____ the checks.
4. First, write the date on your check. Then fill in the line that says "_____".
5. On a checking account statement, you will see _____ and withdrawals listed under Item.
6. The _____ is the amount of money you need to pay.
7. The _____ are the charges for the last 30 days.
8. The _____ is the last day to pay the bill.
9. The _____ is the amount of money it costs you every day for power.
10. Your water bill will have the number of _____ of water you use.

If you need help:

1. Read the review words with the student.
2. Have the student fill in the correct word or words in each sentence by using the review words.

3. Listen

v	f
---	---

valley	van	very	vegetables		
female	fix	fire	first	five	fill

4. Listen and write

____ill ____alley ____ire ____egetables
____ery ____emale ____ix ____an

vief _____ tsfir _____ lifl _____ xif _____
yerv _____ lalevy _____ lmaefe _____ nva _____

1. The man has _____ children
2. He was _____ happy with his new job.
3. Are you male or _____?
4. For dinner Bob will have ham and _____.
5. The boy wants to be _____.
6. Bob will _____ out a job application form.
7. Dan will _____ the car.
8. Bob likes going in his _____.
9. The man found a _____ in his house.
10. The bus goes down to the _____ at 4:00.

If you need help:

3. Review the v and f sounds with the student. Tell the student the v sound is voiced, the f sound unvoiced. Have the student read the words that begin with the v sound and the words that begin with the f sound.
4. Have the student write in the correct letter. Have the student read the words. Have the student write the v and f words correctly. Have the student read the v and f words. Have the student write the correct word in the sentence. Have the student read the sentences.

5. Read and write

On the job application form, Jim gave Freddy Smoke as his present employer. He also gave Freddy Smoke as a reference. Jim's present position is a car washer. Jim wanted to make more money. He gave this as his reason for leaving Freddy's Car Wash.

1. What is Jim's present position? _____
2. Write the name of Jim's present employer. _____

3. Jim gave Freddy Smoke as a _____.
4. What reason does Jim give for leaving Freddy's Car Wash?

6. Homework

Please print.

If you need help:

5. Read the story with the student. Have the student read the story again. Have the student fill in the correct word for each sentence. Use the story to help fill in the correct words.
6. Have the student print the words: dollars and cents.

Unit 8 - Review

Lesson 75

1. Review words

office visit	tune-up	patient	late payment charge
expire	bill	annual	finance charge
subscription	payment	labor	semi-annual

2. Read and write

1. If you pay your bill after the date due, you will have to pay a _____.
2. A _____ is a charge added to your account if you do not pay the Total Amount Due.
3. Some bills say, "Please Return This Portion with Your Payment." Return this part of the bill with your _____.
4. A tax can be added to your _____.
5. The doctor is seeing the _____ now.
6. The doctor charged \$25.00 for an _____.
7. I need to take my car for a _____.
8. The parts and _____ for a tune-up cost \$52.00.
9. Do you have a _____ to the newspaper?
10. Her subscription will _____ on October 5.
11. A _____ payment is made two times a year.
12. If you pay one time a year, it is an _____ payment.

If you need help:

1. Read the review words with the student.
2. Have the student fill in the correct word or words in each sentence by using the review words.

3. Listen

z	s
---	---

zip	zipper	zoo	
sixteen	seventy	seven	signature

4. Listen and write

_____eventy _____oo _____even _____ignature
_____ixteen _____ip _____ipper

ozo_____ xieents_____ eevns_____ piprez_____

piz_____ eetsvny_____ gauertnsi _____

1. Six and one make _____.
2. Write your _____ code after the state.
3. Three and four make _____.
4. Do you like to go to the _____.
5. Sixty and ten make _____.
6. I need to buy a _____.
7. Put your _____ on the check.

If you need help:

3. Review the z and s sounds with the student. Tell the student the z sound is voiced, the s sound unvoiced. Have the student read the words that begin with the z sound and the words that begin with the s sound.
4. Have the student write in the correct letter. Have the student read the words. Have the student write the z and s words correctly. Have the student read the z and s words. Have the student write the correct word in the sentence. Have the student read the sentences.

5. Read and write

STORY WORD - cleaned

Before going to work for Freddy's Car Wash, Jim cleaned floors at The Food Store. This was a former position Jim held. The name of his former employer was Bill Jones. Jim also gave Bill Jones as a reference.

The Food Store went out of business. This was the reason Jim left his previous position.

1. What was Jim's former position? _____
2. Bill Jones was Jim's _____.
3. Jim also gave Bill Jones as a _____.
4. What was the reason Jim left The Food Store?

6. Homework

Please print.

If you need help:

5. Read the story with the student. Have the student read the story again. Have the student fill in the correct word for each sentence. Use the story to help fill in the correct words.
6. Have the student print the words: late payment charge and Finance Charge.

Unit 8 - Review

Lesson 76

1. Review words

Air Mail	postmark	Change and Stamp Machine
Post Office	right	First Class Postage
weekdays	less	return address

2. Read and write

1. Put your _____ in the top left corner of an envelope.
2. Letters, bills, and postcards need _____ stamps.
3. A stamp for a postcard costs _____ than a stamp for an envelope.
4. If Place Stamp Here is on an envelope, it will in the top _____ corner.
5. A letter that is going to an address out of the United States needs an _____ stamp.
6. You can buy First Class Postage Stamps and Air Mail Stamps at a United States _____.
7. If the Post Office is closed, you can buy stamps at the _____.
8. If the Post Office is open on Monday, Tuesday, Wednesday, Thursday, and Friday, it is open _____.
9. The _____ gives the date that the letter was mailed.

If you need help:

1. Read the review words with the student.
2. Have the student fill in the correct word or words in each sentence by using the review words.

3. Listen

c = k c = s

car code cup
city circle

4. Listen and write

____ode ____up
____ircle ____ar
____ity

puc _____ cdoe _____
iytc _____ elcric _____
rca _____

1. The man will buy a new _____.
2. The boy will go to the _____.
3. He has a different zip _____.
4. The _____ is in the house.
5. _____ your marital status.

If you need help:

3. Review the c=k and c=s sounds with the student. Tell the student that the c=s sound is usually made by a c followed by an e or i. Have the student read the words that begin with the c=k sound and the words that begin with the c=s sound.
4. Have the student write the correct letter. Have the student read the words. Have the student write the c=k and c=s words correctly. Have the student read the c=k and c=s words. Have the student write the correct word in the sentence. Have the student read the sentences.

5. Read and write

STORY WORDS - worked working

Jim got the job as a delivery person at Snow Delivery Company. This is a full-time job. He works forty (40) hours a week. His weekly salary is one hundred sixty dollars (\$160.00).

Jim worked thirty-two (32) hours a week at Freddy's Car Wash. He is working eight (8) hours more a week at Snow Delivery Company. Jim made three dollars and thirty-five cents (\$3.35) an hour at Freddy's Car Wash. Now he is making sixty-five cents (65¢) more an hour. His weekly salary was one hundred seven dollars and twenty cents (\$107.20). Now he is making fifty-two dollars and eighty cents (\$52.80) more a week.

1. How many hours a week is Jim working at Snow Delivery Company?

2. How many more hours a week is he working?

6. Homework

Please write

a _____

a _____

If you need help:

5. Read the story with the student. Have the student read the story again. Have the student fill in the correct word for each sentence. Use the story to help fill in the correct words.
6. Have the student write the letter *a* then *a*.

Unit 8 - Review

Lesson 77

1. Review words

Change of Address	Hold Mail Request	Resume Delivery
Effective Date	service charge	old
Money Order	Purchaser's Signature	signature

2. Read and write

1. A _____ is like a check.
2. The Post Office will charge you a _____ for the money order.
3. If you are buying a money order, write your name on the line that says, " _____."
4. If you are going out of town, you need to fill out a _____.
5. The _____ is the date that the Post Office will begin holding your mail.
6. write the date that you want the Post Office to begin delivering you mail after _____.
7. When you move, you need to fill out a _____ form.
8. On the Change of Address Order form, you will print your _____ and new addresses.
9. You have to put your _____ on a Change of Address Order.

If you need help:

1. Read the review words with the student.
2. Have the student fill in the correct word or words in each sentence by using the review words.

3. Listen

j	ch
---	----

jump	junk	job	
check	change	checking	children
March	each	catch	which

4. Listen and write

_____ob	_____ecking	whi_____
_____ildren	_____unk	ea_____
_____ange	_____eck	cat_____
_____ump	Mar_____	

kchec_____	chegna_____	chae_____
bjo_____	upjm_____	gnikcech_____
chtac_____	jнку_____	chMar_____
chwhi_____	nerdlich_____	

1. _____ city has a different zip code.
2. The children will _____ down the street.
3. Did the girl _____ a fish?
4. Dad is going to get a new _____.
5. The _____ want this book.
6. He will put this _____ in the box.

If you need help:

3. Review the j and ch sounds with the student. Tell the student the j sound is voiced, the ch sound unvoiced. Have the student read the words that begin with the j sound and the words that begin and end with the ch sound.
4. Have the student write in the correct letter. Have the student read the words. Have the student write the j and ch words correctly. Have the student read the j and ch words. Have the student write the correct word in the sentence. Have the student read the sentences.



5. Read and write

STORY WORDS - working employee doing paying

Jim is a hard-working employee. He comes to work on time every day.

He has been working six (6) months at Snow Delivery Company. He has been out of work one day.

Mr. Snow likes the work Jim is doing. He is paying Jim more money. Now Jim is making four dollars and fifty cents (\$4.50) an hour. This is fifty cents (50¢) more an hour. His weekly salary is now one hundred eighty dollars (\$180). This is twenty dollars (\$20) more a week.

Jim is now making seventy-two dollars and eighty cents (\$72.80) more a week than at Freddy's Car Wash.

1. How much money is Mr. Snow paying Jim an hour?

2. How much more money is this an hour? _____

3. What is Jim's weekly salary? _____

6. Homework

Please write

B _____

b _____

If you need help:

5. Read the story with the student. Have the student read the story again. Have the student fill in the correct word for each sentence. Use the story to help fill in the correct words.
6. Have the student write the letter *B* then *b* .

Unit 8 - Review

Lesson 78

1. Review words

dialing	Directory Assistance	Saturday	three
evening	Long Distance	Sunday	map
411	Area Code		

2. Read and write

1. You can save money by _____ a long distance number.
2. If the number you are calling has the same _____ as you do, dial 1, then dial the number.
3. If you do not know the Area Code, you can find it on a _____ in the telephone book.
4. You can save money by calling Long Distance in the _____.
5. You can save more money by calling Long Distance on _____ and _____.
6. If you need a telephone number and can not find it in the telephone book, call _____.
7. Dial _____ for Local Directory Assistance.
8. Dial 1-555-1212 if you need Directory Assistance to find a _____ number with the same area code as yours.

If you need help:

1. Read the review words with the student.
2. Have the student fill in the correct word or words in each sentence by using the review words.

3. Listen

h l

ham	house	hand	happy		
left	lesson	last	listen	lid	lives

4. Listen and write

_____isten	_____ives
_____appy	_____and
_____id	_____eft
_____am	_____ouse
_____esson	_____ast

1. Write your _____ name.
2. He will make his _____ payment.
3. He _____ his book at the school.
4. _____ to the girl.
5. The children are _____ to live on this street.
6. Put the _____ on the can.
7. He will write his Social Security number in _____ four.
8. He will put the _____ in the box.
9. Bob Brown _____ in South Carolina.
10. _____ this money to the girl.

If you need help:

3. Review the h and l sounds with the student. Tell the student that the h sound is unvoiced, the l sound is voiced. Tell the student that h and l are not made in the same way.
4. Have the student write in the correct letter. Have the student read the words. Have the student write the correct word in the sentence. Have the student read the sentences.

5. Read and write

STORY WORD - better

Since Jim is a hard-working employee, Mr. Snow wants to give him a better job. But Jim needs to read better. The last grade Jim completed in school was second grade.

Jim is planning to go to school and get more education. He wants to read better. He also wants to add and subtract better.

1. Jim is a hard-working _____.
2. What does Jim want to do better? _____

3. How much education does Jim have? _____
4. What is Jim planning to do? _____

6. Homework

Please write

C

x

If you need help:

5. Read the story with the student. Have the student read the story again. Have the student fill in the correct word or word for each sentence. Use the story to help fill in the correct words.
6. Have the student write the letter then

Unit 8 - Review

Lesson 79

1. Review words

white pages	county	alphabetical order
blue pages	state	guide names
first	last	before

2. Read and write

1. The _____ in the telephone book list the names and numbers of people.
2. The names in the white pages are listed _____ name first.
3. The names in the white pages are listed in _____.
4. When people have the same last name, the _____ name is used to put the names in alphabetical order.
5. In the telephone book, Smith, A. will be listed _____ Smith, Arthur.
6. At the top of every page in the telephone book are two _____.
7. The _____ list phone numbers for the offices of government officials.
8. The blue pages have four parts: City Government, _____ Government, _____ Government, and U. S. Government.

If you need help:

1. Read the review words with the student.
2. Have the student fill in the correct word or words in each sentence by using the review words.

3. Listen

m	n
---	---

male	month	married	middle	money
name	new	numbers	nine	nineteen
now	not	needs		

4. Listen and write

_____eeds _____ame _____iddle _____umbers
_____oney _____ale _____ine _____arried
_____onth _____ew _____ow _____ineteen
_____ot

1. Your signature is your _____.
2. Are you _____ or single?
3. He does _____ want a new car.
4. _____ we can buy the car.
5. Are you _____ or female.
6. Write the _____ in your zip code.
7. He needs _____ to pay for the books.
8. He will go to a _____ school.
9. His _____ name is Allen.
10. _____ and _____ are numbers.

If you need help:

3. Review the m and n sounds with the student. Tell the student that the m and n sounds are voiced and that they are nasal sounds. Have the student read the words that begin with the m sound and the words that begin with the n sound.
4. Have the student write in the correct letter. Have the student read the words. Have the student write the correct word in the sentence. Have the student read the sentences.

5. Read and write

STORY WORDS	-	giving	attends	reading
		adding	subtracting	

Mr. Snow want to help Jim get more education. He is giving Jim time off work to go to school.

Jim attends Sullivan Street school two (2) hours a day. He goes to school on Monday, Tuesday, Wednesday, and Thursday. This is a total of eight (8) hours a week. He works six (6) hours on each school day. This is a total of twenty-four (24) hours. He works eight (8) hours on Friday and eight (8) hours on Saturday. This is a total of sixteen (16) hours. Since Jim works more hours on Friday and Saturday, he still puts in forty (40) hours a week. Sixteen (16) hours added to twenty-four (24) hours makes forty (40) hours.

Jim is reading better now. He is also adding and subtracting better.

Now he would like to open a savings account at the bank.

1. What days does Jim attend school? _____

2. How many hours a day does Jim attend school? _____

6. Homework

Please write

D

d

If you need help:

5. Read the story with the student. Have the student read the story again. Have the student fill in the correct word or words for each sentence. Use the story to help fill in the correct words.
6. Have the student write the letter *D* then *d*.

Unit 8 - Review

Lesson 80

1. Review words

Emergency numbers	heading	alphabetical order
Yellow Pages	banks	Police Department
Fire Department	911	Telephone Company
added		

2. Read and write

1. The _____ list businesses by headings.
2. If you wanted to call your bank, look up _____ in the Yellow Pages.
3. The businesses under each _____ will be listed in alphabetical order.
4. The headings will be listed in _____.
5. _____ are found inside the front cover of the telephone book.
6. Some cities use the _____ emergency number.
7. If your city or county does not have the 911 number, you need to circle the numbers for the _____ and _____.
8. If you want a telephone, go to the _____.
9. Long Distance calls will be _____ to your monthly charge.

If you need help:

1. Read the review words with the student.
2. Have the student fill in the correct word or words in each sentence by using the review words.

3. Listen

qu r

queen	quart	quarter	
right	race	rain	read

4. Listen and write

____ead ____art ____ace ____ain

____een ____ight ____arter

thgir_____ inra_____ arqut_____

qunee_____ edar_____ arterqu_____

ecar_____

1. A _____ is 25¢.
2. The _____ will come today.
3. It will rain for the _____.
4. Four cups make one _____.
5. Does he _____ the books?
6. Take a _____ at Book Street. /
7. The _____ is married.

If you need help:

3. Review the qu and r sounds with the student. Tell the student that the q and u are always together in a word. Have the student read the words that begin with the qu sound and the words that begin with the r sound.
4. Have the student write in the correct letter. Have the student read the words. Have the student write the qu and r words correctly. Have the student read the qu and r words. Have the student write the correct word in the sentence. Have the student read the sentences.

5. Read and write

STORY WORD - spend

After Jim pays bills, he wants to save twenty-five dollars (\$25) a week. If Jim saves \$25 a week, he will save one hundred dollars (\$100) a month. He will save twelve hundred dollars (\$1200) in a year.

After Jim saves some money, he wants to buy a new car. He uses his car so much at work.

Jim is a smart man. He does not spend all the money he makes. He saves as much money as he can.

Since Jim is saving, he will have money in an emergency.

1. How much money does Jim want to save a week? _____
2. How much will he save in a month? _____
3. How much will he save in a year? _____
4. What does Jim want to buy? _____
5. Give a reason for saving money. _____

6. Homework

Please write

If you need help:

5. Read the story with the student. Have the student read the story again. Have the student fill in the correct word for each sentence. Use the story to help fill in the correct words.
6. Have the student write the letter *A, a, B, b, C, c, and D, d*.

Order Information

Outside South Carolina

To purchase additional workbooks, videotapes, or to inquire about reprinting and tape duplication, write:

S.C. ETV Marketing
P.O. Drawer L
Columbia, SC 29250-2712

or call 1-800-553-7752

Inside South Carolina

Contact:

Office of Adult Education
Room 209-A
State Department of Education
Rutledge Building
1429 Senate Street
Columbia, SC 29201

or call 1-800-922-1109

BEST COPY AVAILABLE

258

Learning for Living

A Series of Lessons for the Adult Learner

Book 5

A cooperative project of




The Adult Education Division
School District of Greenville County
Greenville, S.C.
Dr. Thomas E. Kerns
Superintendent



WYFF-TV
Greenville, S.C.
Douglas A. Smith
Vice President &
General Manager



South Carolina ETV
Columbia, S.C.
Henry J. Cauthen
President &
General Manager



Partially funded by a Section 310, Adult Education Act
P.L. 91-20 and Amendments Grant
through the Office of Adult Education
South Carolina State Department of Education
Dr. Charlie G. Williams
State Superintendent of Education
and
The Greenville Alliance for Quality Education

BEST COPY AVAILABLE

A Note to Teachers and Volunteer Tutors

Directions below the line of stars on each page are written for a helper that the student may have in his or her home or neighborhood. This helper may possess marginal reading skills; therefore, the directions have been simplified to meet this need.

A teacher or tutor working with an individual or a group of individuals can expand on these directions to meet the needs of his or her particular student or students. Lessons may be taught with or without the accompanying videos which may be turned off or rerun as needed. Each lesson can be expanded into a one and one-half or two hour time frame at the discretion of the teacher or tutor.

Life coping skills information may, on occasion, need to be adapted to the customs and regulations in the community or state where the student or students reside.

Authors

Ann L. Nickles Libby E. Smith
Jo an L. Boehm Carol W. Petty

Layout and Graphics

Connie L. Cox

Copyright ©1988 School District of Greenville County, South Carolina

All rights reserved. Permission is given for non-profit agencies to reproduce this material to be used for teaching students without cost to the student. This material cannot be reproduced and sold.

TABLE OF CONTENTS
LEARNING FOR LIVING
BOOK 5

UNIT 8 REVIEW

Lesson 81	Review Addition - Word Problems; Review w, x, y, z; Write e, E	241
Lesson 82	Review Addition - Word Problems; Review short a, e, i, o, u; Write f, F . . .	244
Lesson 83	Review Subtraction - Word Problems; Review sh, wh, th, bl, br; Write g, G . . .	247
Lesson 84	Review Word Problems; Review cl, cr, dr, fl, fr, gl, fr, pl, pr; Write h, H . . .	250
Lesson 85	Review Word Problems; Review sc, sk, sl, sm, sn, sp, st, sw;	253

UNIT 9 SCHOOL

Lesson 86	Preschool, Headstart, Parents; Ending Sounds b, ck, d, f; Write i, I	256
Lesson 87	Kindergarten, Private, Public, Child; Ending Sounds g, k, l, m; Write j, J	259
Lesson 88	Registered, Birth Certificate, Copy; Ending Sounds n, p, t, s = s, s = z; Write k, K . . .	262
Lesson 89	Immunization Record, Shots; Ending Sounds nk, ng, nt; Write l, L	265
Lesson 90	Attendance, Excused Absence, Sick, Well; Ending Sounds sk, st	268
Lesson 91	Unexcused Absence, Grades, Principal; VCC and CVC Short a Words; Write m, M	271
Lesson 92	Association, Organization, Join, Meet; VCC and CVC Short e Words; Write n, N	274
Lesson 93	Field Trips, Permission Slip; VCC and CVC Short i Words; Write o, O	277
Lesson 94	Report Card, Absent, Present, Tardy; VCC and CVC Short o Words; Write p, P	280
Lesson 95	Satisfactory, Unsatisfactory, Average, Excellent; VCC and CVC Short u Words	283
Lesson 96	Mathematics, Social Studies, Science, Art, Physical Education, Handwriting, Language, Health, Music, Reading, Spelling; Long a with Silent e; Write q, Q	286
Lesson 97	Citizenship, Behavior; Long a = ai; Write r, R	289
Lesson 98	Conference; Long a = ay; Write s, S	292
Lesson 99	Middle School, High School, Rules, Detention, Expulsion, Suspension; Long a in two Syllable Words; Write t, T	295
Lesson 100	Guidance Counselor, Career Plans, Problems; Review long a and its Variant Spellings	298

Unit 8 - Review

Lesson 81

1. Review Addition

<p>1. Ann buys one shirt for \$8.00 and one shirt for \$10.00. How much do the two shirts cost?</p> <p>Answer _____</p>	<p>2. Ed paid \$.75 for cabbage and \$.40 for corn. How much money has Ed spent?</p> <p>Answer _____</p>
<p>3. A stamp costs \$.25. How much do three stamps cost?</p> <p>Answer _____</p>	<p>4. Corn is \$.75 for one can. How much are two cans?</p> <p>Answer _____</p>
<p>5. John paid \$25.00 for a pair of shoes and \$15.00 for a shirt. How much did he pay in all?</p> <p>Answer _____</p>	<p>6. Bob saved \$5.00 every week for four weeks. How much did he save?</p> <p>Answer _____</p>
<p>7. Ann paid \$25.00 for a dress that was on sale. She paid \$22.50 for shoes. How much did she pay in all?</p> <p>Answer _____</p>	<p>8. One chicken costs \$3.25. How much are two chickens?</p> <p>Answer _____</p>

If you need help:

1. Read the problem with the student. Have the student work the problem.

Answers: 1. \$18.00 2. \$1.15 3. \$.75 4. \$1.50
5. \$40.00 6. \$20.00 7. \$47.50 8. \$6.50

2. Listen

w	x	y	z
---	---	---	---

work	week	widowed	wants
box	fix	six	
year	yes	you	
zoo	zipper	zip code	

3. Listen and write

____oo ____eek ____ork ____ear
____ants bo____ si____ ____ipper
____es ____ou fi____ ____ip code
____idowed

1. _____ girls want the part-time job.
2. Mary's marital status is _____.
3. Are _____ happy with your income?
4. Does he want a full-time job this _____?
5. _____, he does.
6. He goes to _____ at 8:00 a.m.
7. Write your _____ after the state.
8. The _____ is in the house.
9. Do you like to go to the _____?

If you need help:

2. Review the w, x, y, and z sounds with the student. Tell the student that the w, y, and z sounds are voiced. Tell the student that the x sound is the sound of the k and the s and that both are unvoiced. Have the student read the w, x, y and z words.
3. Have the student write in the correct letter. Have the student read the words. Have the student write the correct word or words in each sentence. Have the student read the sentences.

4. Read and write

Today is payday for Sam Smart. He will make one hundred and fifty dollars (\$150.00) for one week of work. Sam is glad payday is here at last.

First, Sam will have to pay his bills for this month. Sam will add up all the monthly bills. He will need to pay thirty-four dollars and seventy-eight cents (\$34.78) to the gas company. He owes twenty-eight dollars and ninety-five cents (\$28.95) for water. These bills will add up to sixty-three dollars and seventy-three cents (\$63.73).

Next, Sam will buy food for one week. The food will cost fifty-five dollars (\$55.00). Sam will have thirty-one dollars and twenty-seven cents (\$31.27) left.

1. What is special about today for Sam Smart? _____
2. How much money will Sam make for one week? _____
3. Which bills will Sam need to pay first? _____

4. Sam's monthly bills add up to _____.

5. Homework

Please write

If you need help:

4. Read the story with the student. Have the student read the story again. Have the student fill in the correct words for each sentence. Use the story to help fill in the correct words.
5. Have the student write the letter *e* then *E*.

Unit 8 - Review

Lesson 82

1. Review addition

1. Bob deposited \$232.00 in his savings account. He deposited \$25.00 more in his savings account. How much money is in his savings account?

Answer _____

3. Lee wants to get an apartment. The deposit is \$175.00. The first month's payment is \$275. How much will Lee pay the first month?

Answer _____

5. It costs \$2.50 each to skate for two hours. How much does it cost for three people to skate?

Answer _____

7. Ken spent \$127.09, \$34.78, and \$42.63 to pay the power, water, and gas bills. How much has he spent in all?

Answer _____

2. Ken got a tune-up on his van. He was charged \$36.00 for labor and \$27.00 for parts. How much did he pay for the tune-up?

Answer _____

4. Mary spent \$27.50 for a sweater and \$5.75 for a scrapbook. How much did she pay in all?

Answer _____

6. John went to the store. He paid \$.99 for carrots and \$3.27 for chicken. How much did these two items cost?

Answer _____

8. Marie's savings account statement showed three deposits of \$47.50, \$78.00 and \$150.00. What was the total of the deposits?

Answer _____

If you need help:

1. Read the problems with the student. Have the student work the problems. Answers: 1. \$257.00 2. \$63.00
3. \$450.00 4. \$33.25 5. \$7.50 6. \$4.26 7. \$204.50
8. \$275.50.

2. Listen

a e i o u

add	dad
egg	left
Indian	six
October	box
up	cup

3. Listen and write

c__p __dd d__d __p __ndian
 __gg l__ft s__x b__x __ctober

- | | |
|--------------|---------------|
| 1. a e i o u | 6. a e i o u |
| 2. a e i o u | 7. a e i o u |
| 3. a e i o u | 8. a e i o u |
| 4. a e i o u | 9. a e i o u |
| 5. a e i o u | 10. a e i o u |

- This girl is an _____.
- The girl will fill the _____ with junk.
- Is the boy with his _____?
- Add _____ the three numbers.
- Dan needs _____ dollars and fifty cents.

If you need help:

- Review the sounds for the short a, e, i, o, and u. Tell the student that all vowel sounds are voiced. Have the student read the words that begin with the short a, e, i, o, and u sounds.
- Have the student write in the correct letter. Have the student read the words. Read the words in the box to the student. Have the student circle the correct letter for the beginning or middle vowel sound in each word. Have the student write the correct word in each sentence. Have the student read the sentences.

4. Read and write

Sam spent time on Saturday adding and subtracting his money. After adding all his monthly bills his total was one hundred eighteen dollars and seventy-three cents (\$118.73). He subtracted this total from the money he earned. The amount left is what Sam has to spend. Sam's bills add up to one hundred eighteen dollars and seventy-three cents (\$118.73). His paycheck is for one hundred fifty dollars (\$150.00). He has thirty-one dollars and twenty-seven cents (\$31.27) left.

Sam will put twenty-five dollars (\$25.00) into his savings account. Now, he will have six dollars and twenty-seven cents (\$6.27) left to spend.

1. What did Sam do on Saturday? _____
2. What was the total amount of Sam's bills for one month?

3. How much money did Sam get in his pay check?

4. How much money does Sam put into his savings account?

5. Homework

Please write

f _____ *F* _____

If you need help:

4. Read the story with the student. Have the student read the story again. Have the student fill in the correct word for each sentence. Use the story to help fill in the correct words.
5. Have the student write the letter *f* then *F*.

Unit 8 - Review

Lesson 83

1. Review subtraction

1. Mary has saved her money for 3 months. She has saved \$379. She wants to buy a new TV. The TV costs \$249. How much will she have left in her savings account after she buys the TV?

Answer _____

3. Bob's previous balance on his charge account was \$42.00. He paid \$25.00. What is his present balance?

Answer _____

5. Ed had \$46.50. He went to the store to buy food. He spent \$37.00 for food. How much did he have left?

Answer _____

7. A ham that usually costs \$10.25 is on sale for \$8.75. How much do you save if you buy the ham on sale?

Answer _____

2. John gave his brother a \$20 bill. He said to fill up the car with gas. His brother gave him \$8.00 in change. How much was the gas?

Answer _____

4. Ann paid \$3.25 for chicken and carrots at the store. The chicken costs \$2.50. How much were the carrots?

Answer _____

6. Jim makes \$365.00 a week. His house payment is \$275. How much does he have left after paying the house payment?

Answer _____

8. A newspaper subscription cost \$27.00 quarterly or \$51.00 semi-annually. How much do you save if you pay semi-annually?

Answer _____

If you need help:

1. Read the problems with the student. Have the student work the problem. Answers: 1. \$130.00 2. \$12.00
3. \$17.00 4. \$.75 5. \$9.50 6. \$90.00 7. \$1.50 8. \$3.00.

2. Listen and write

sh	wh	th	th
----	----	----	----

<u>sh</u> oe	<u>sh</u> ow	<u>sh</u> e	
ca <u>sh</u>	wi <u>sh</u>	fi <u>sh</u>	
<u>wh</u> at	<u>wh</u> en	<u>wh</u> ite	
<u>th</u> is	<u>th</u> e	<u>th</u> at	
<u>th</u> ree	<u>th</u> irty	<u>Th</u> ursday	
bi <u>th</u>	mo <u>th</u>	fo <u>ur</u> th	wi <u>th</u>

1. _____ will get on the bus.
2. The boy will buy a _____.
3. _____ do the children want?
4. The boy will buy a new car on _____.

bl	br
----	----

black	blue	blame	block
bring	brown	bread	brother

1. Do the children want some _____?
2. Do not _____ your brother.
3. This book is _____.
4. _____ me three books.

If you need help:

2. Review the sh, wh, and both the voiced and unvoiced th sounds. Have the student read the words that begin and end with the sh, wh, and both th sounds. Have the student write the correct word in the sentence. Have the student read the sentences.
Review the sound for the blends bl and br. Have the student read the words that begin with the bl and br sounds. Have the student write the correct word in the sentence. Have the student read each sentence.

3. Read and write

Sam wants to buy a TV that costs two hundred fifty dollars (\$250.00). Sam does not want to use his charge card. He does not want to pay finance charges.

Sam has thirty-one dollars and twenty-seven cents (\$31.27) left from his one hundred fifty dollar (\$150.00) paycheck. He can save twenty-five dollars (\$25.00). He will do this each week. There are four (4) weeks in each month. Sam can save one hundred dollars (\$100.00) in one month. It will take Sam two (2) months to save two hundred dollars (\$200.00). He is going to begin saving twenty-five dollars (\$25.00) this week.

1. How much does the TV Sam wants cost? _____
2. Why does Sam not want to use his charge card?

3. How many weeks are in each month? _____
4. How long will it take Sam to save two hundred dollars (\$200.00)? _____
5. How much money is Sam going to save this month?

4. Homework

Please write

If you need help:

3. Read the story with the student. Have the student read the story again. Have the student fill in the correct word for each sentence. Use the story to help fill in the correct words.
4. Have the student write the letter *g* then *G*.

Unit 8 - Review

Lesson 84

1. Review

<p>1. Oliver, Ann, and John went to the zoo. It costs \$2.50 each. How much did it cost for all of them.</p> <p>Answer _____</p>	<p>2. Ann charged an evening dress. It costs \$52.00. The tax was \$2.60. How much will she have to pay?</p> <p>Answer _____</p>
<p>3. John had \$100.00. He spent \$76.54 for books for school. How much did he have left?</p> <p>Answer _____</p>	<p>4. Mary has \$327.42 in her checking account. She wrote a check for \$42.69. What was her new balance?</p> <p>Answer _____</p>
<p>5. Ann had \$25.00. She spent \$3.49 on postage to mail two books. How much money did she have left?</p> <p>Answer _____</p>	<p>6. Bill had \$10.50. He paid \$3.75 for envelopes and stamps. How much did he have left?</p> <p>Answer _____</p>
<p>7. Mary paid \$45.00 for a dress, \$27.00 for a shirt, and \$37.80 for shoes. How much did she pay in all?</p> <p>Answer _____</p>	<p>8. John paid \$60.00 for a tune-up. The labor costs \$27.00. How much did the parts cost?</p> <p>Answer _____</p>

If you need help:

1. Read the problems with the student. Have the student work the problems. Answers: 1. \$7.50 2. \$54.60 3. \$23.46
4. \$284.73 5. \$21.51 6. \$6.75 7. \$109.80 8. \$33.00.

2. Listen

cl - clown	clay	clean	clock
cr - credit	cry	cream	cross
dr - dress	drop	draw	drink
fl - flew	fly	flash	flower
fr - from	front	friend	Friday
gl - glad	glass		
gr - grade	grass	grow	
pl - play	place	plan	plane
pr - proud	print	pretty	present

3. Listen and write

1. The man will _____ the street.
2. Are you _____ it is Friday?
3. _____ is June 10, 1988.
4. _____ your name on the line.
5. Bob Brown will cut the _____ today.
6. The _____ is happy.
7. Did you get a _____ on your lesson?
8. The girl will buy a new _____.
9. Is the cup made of _____?
10. Did the children _____ a game?
11. Bob will grow a _____ in the grass.

If you need help:

2. Review the blends cl, cr, dr, fl, fr, gl, gr, pl, and pr. Have the student read the words that begin with the blends cl, cr, dr, fl, fr, gl, gr, pl, and pr.
3. Have the student write the correct word in the sentence. Have the student read the sentences.

4. Read and write

Today is a happy day for Sam Smart. It is March 21. This is his birthday. He went to the mail box today. He had a letter from his Dad. His Dad mailed him fifty dollars (\$50.00) for his birthday present.

Sam has been saving twenty-five dollars (\$25.00) per week for eight (8) weeks. He has two hundred dollars (\$200.00) saved. He can add the fifty dollars (\$50.00) from his birthday present to the two hundred dollars (\$200) he has saved. He will have a total of two hundred fifty dollars (\$250.00). Now he will have money to buy the TV he wants.

It is not easy to save money. Sam worked hard to save this money.

1. What is special about March 21 for Sam Smart?

2. Who did Sam have a letter from today? _____

3. What did Sam get in the mail today? _____

4. Is it easy to save money? _____

5. Homework

Please write

If you need help:

4. Read the story with the student. Have the student read the story again. Have the student fill in the correct word for each sentence. Use the story to help fill in the correct words.
5. Have the student write the letter *h* then *H*.

Unit 8 - Review

Lesson 85

1. Review

1. Mary deposited \$45.00, \$57.00 and \$30.00 in her savings account. She made one withdrawal of \$36.50. What was her new balance?

Answer _____

3. Tickets for the game were \$3.50 each. If you got three tickets, how much change would you get from \$12.00?

Answer _____

5. Sarah got a Money Order for \$30.00. There was a \$.75 service charge. How much change did she get from \$50.00?

Answer _____

7. Pat wanted to get her TV fixed. The man said parts would cost \$42.00, labor was \$28.00, and tax was \$3.50. What was the total bill for fixing the TV?

Answer _____

2. Ed charged \$86.72 at the Department Store. He paid \$45.00 on his bill. He was charged \$1.76 finance charge. What was his new balance?

Answer _____

4. Bob paid \$.78 for an air mail stamp and \$2.00 for first class postage stamps. How much change did he get from \$10.00?

Answer _____

6. Carol paid \$8.00 for two calendars. She had to pay \$.40 tax. How much change did she get from \$20.00?

Answer _____

8. Mark is going to buy a used car. The car costs \$3,500.00. If Mark pays \$800.00 for the down payment, how much will he have left to pay?

Answer _____

If you need help:

1. Read the problem with the student. Have the student work the problems. Answers: 1. \$95.50 2. \$43.48 3. \$1.50
4. \$7.22 5. \$19.25 6. \$11.60 7. \$73.50 8. \$2,700.00.

2. Listen

sc	-	school	scrapbook		
sk	-	skills	sky	skate	skip
sl	-	slow	slip	sleep	slim
sm	-	small	smile	smart	smell
sn	-	snow	snake	snap	snip
sp	-	spill	spent	spouse	splash
st	-	state	still	street	store
sw	-	swim	swing	sweet	sweater

3. Listen and write

1. sc sk sl sm sn sp st sw
2. sc sk sl sm sn sp st sw
3. sc sk sl sm sn sp st sw
4. sc sk sl sm sn sp st sw
5. sc sk sl sm sn sp st sw
6. sc sk sl sm sn sp st sw
7. sc sk sl sm sn sp st sw
8. sc sk sl sm sn sp st sw
9. sc sk sl sm sn sp st sw
10. sc sk sl sm sn sp st sw
11. sc sk sl sm sn sp st sw
12. sc sk sl sm sn sp st sw
13. sc sk sl sm sn sp st sw

If you need help:

2. Review the blends sc, sk, sl, sm, sn, sp, st, and sw. Have the student read the words that begin with the blends sc, sk, sl, sm, sn, sp, st, and sw.
3. Have the student circle the correct beginning blend for thirteen of the words in the box.

4. Read and write

Sam is going to the store today to buy his new TV. He will take two hundred fifty dollars (\$250.00) in cash to the store when he goes. Sam will not have to fill out a credit application. He can pay cash for the TV today. The TV will be delivered to his house on Monday.

Sam is glad he saved his money to buy the TV. He is planning to save part of his paycheck each week. He wants to buy a subscription to the newspaper for his Dad.

1. Where is Sam going today? _____
2. How much money is Sam taking to the store? _____
3. Will Sam have to fill out a credit application? _____
4. What does Sam want to buy for his Dad? _____

5. Homework

Please write

e E f F

g G h H

If you need help:

4. Read the story with the student. Have the student read the story again. Have the student fill in the correct word for each sentence. Use the story to help fill in the correct words.
5. Have the student write the letters *e, E, f, F, g, G, h, H*.

Unit 9 - Schools

Lesson 86

1. New words

ready	preschool	Headstart	things
their	learn	parents	count

2. Read and write

Parents can help their children get ready for school. They need to read books to their children. Parents can count things with their children. They can take their children to the park and the zoo. They can say the names of things they see. Children learn many things from their parents.

Many children go to preschool. They may go one or two days a week. Some children go to Headstart five days a week. They will learn to play with other children. Preschool and Headstart help children get ready for school.

1. _____ can help their children get ready for school.
2. Parents need to read _____ and _____ things with their children.
3. Parents can take their children to the _____ or _____.
4. Children need to learn to _____ with other children.
5. Preschool and Headstart help children get _____ for school.

If you need help:

1. Read the new words with the student.
2. Read the paragraphs with the student. Have the student read the paragraphs again. Have the student fill in the correct word or words in each sentence.

3. Listen

b =	Bob	cab	rib	cob	rub
ck =	duck	lock	luck	rock	check
d =	lid	food	need	third	add
f =	if	leaf	sniff	cliff	off

4. Listen and write

ru_____ che_____ a_____ lea_____

ri_____ lu_____ nee_____ sni_____

Bo_____ du_____ li_____ i_____

ca_____ ro_____ thir_____ cli_____

co_____ lo_____ foo_____ o_____

Bob duck lid cab lock

food leaf rib luck need

sniff cob rock third cliff

rub check add off if

If you need help:

3. Have the student say the ending sounds for b, ck, d, and f. Have the student read the words in the box.
4. Have the student write in the correct letter or letters. Have the student read each word and say the ending sound. Have the student read the word. Have the student circle the letter or letters for the ending sound in each word.

5. Read and write

STORY WORDS - talks pictures

Ada Abrams is a single parent. She has two children. Her little girl is named Amy. Her little boy is named Andy. Amy is five years old. Andy is six years old.

Andy and Amy have been in Headstart since they were three years old. This has helped them get ready for school.

Ada likes to read books. She likes to read to Andy and Amy. Andy and Amy like to listen to Ada read books. Ada talks to her children about pictures in the books. This has helped Andy and Amy get ready for school.

1. What is Ada Abram's marital status? _____
2. What has helped Andy and Amy get ready for school?

6. Homework

Please write

i

J

If you need help:

5. Read the story words with the student. Read the story with the student. Have the student read the story again. Have the student fill in the correct word or words for each sentence. Use the story to help fill in the correct words.
6. Have the student write the letter *i* then *J*.

Unit 9 - School

Lesson 87

1. New words

kindergarten	private	public	free	teacher	child
--------------	---------	--------	------	---------	-------

2. Read and write

When children are five years old they can go to kindergarten. Children need to go to kindergarten before they go to first grade. There are many things they need to learn before they begin first grade. Children can go to private or public kindergarten. Public kindergarten is free. Parents have to pay for private kindergarten.

Kindergarten teachers know when a child is ready for first grade. When a child is not ready, the kindergarten teacher will know. She will tell the parents that the child needs to go to kindergarten for one more year. Children need to be ready for first grade.

1. Children can go to _____ when they are five years old.
2. Children can go to _____ or _____ kindergarten.
3. Public kindergarten is _____.
4. Parents have to _____ for private kindergarten.
5. Kindergarten _____ know when children are ready for first grade.

If you need help:

1. Read the new words with the student.
2. Read the paragraphs with the student. Have the student read the paragraphs again. Have the student fill in the correct word or words in each sentence.

3. Listen

g =	bag	beg	jig	hug	rug
k =	work	junk	park	week	bank
l =	will	bill	fill	full	girl
m =	from	him	form	cream	slim

4. Listen and write

ban_____ sli_____ gir_____ ru_____ ba_____

wor_____ wi_____ fro_____ ji_____ wee_____

fi_____ hu_____ for_____ par_____ be_____

jun_____ bi_____ hi_____ fu_____ crea_____

bag work will from beg

junk bill him hug park

fill form jig week full

cream rug bank girl slim

If you need help:

3. Have the student say the ending sounds for g, k, l, and m. Have the student read the words in the box.
4. Have the student write in the correct letter. Have the student read each word and say the ending sound. Have the student read the word. Have the student circle the letter for the ending sound in each word.

5. Read and write

STORY WORDS - morning afternoon

Amy is ready for kindergarten. She will go to public school kindergarten. Ada will not have to pay for public school kindergarten.

Public kindergarten classes are held in the morning. They are also held in the afternoon. Some kindergarten classes are held all day.

Ada wants Amy in the morning class. She can take Amy to school as she goes to work.

Ada has to be on her job at 8:00 a.m. She will take Amy to school before 8:00 a.m.

1. What is Amy ready for? _____
2. Amy will go to _____ school kindergarten.
3. When will Ada take Amy to kindergarten? _____

6. Homework

Please write

If you need help:

5. Read the story words with the student. Read the story with the student. Have the student read the story again. Have the student fill in the correct word or words for each sentence. Use the story to help fill in the correct words.
6. Have the student write the letter *j* then *J*.



Unit 9 - School

Lesson 88

1. New words

registered	copy	birth certificate
------------	------	-------------------

2. Read and write

Every child has to be registered for first grade. Parents need to go to the school to register their child. The parents will have to fill out forms about their child. The parents need to take a copy of their child's birth certificate to the school. The birth certificate will show the child's birth date. The school needs to know the ages of the children.

1. Every child has to be _____ for first grade.
2. Parents will have to fill out _____ about their child.
3. Parents need to take a _____ of the child's birth certificate to the school.
4. The _____ will show the child's birth date.

If you need help:

1. Read the new words with the student.
2. Read the paragraph with the student. Have the student read the paragraph again. Have the student fill in the correct word or words in each sentence.

3. Listen and write

n	=	an	in	man	on	ten
p	=	cup	jump	stamp	map	skip
t	=	put	get	that	deposit	

pu_____ stam_____ ma_____ te_____ deposi_____

ski_____ ge_____ cu_____ i_____ tha_____

o_____ ma_____ a_____ jum_____

4. Listen and write

s	=	s	=	less	class	address	bus	glass
s	=	z	=	does	pages	words	was	his

wa_____ addre_____ le_____ doe_____ word_____

bu_____ page_____ hi_____ cla_____ gla_____

does less put cup an in jump

class pages was get man on stamp

that words map bus his ten glass

skip address deposit

If you need help:

3. Have the student say the ending sounds for n, p, and t. Have the student read the words in the box. Have the student write in the correct letter. Have the student read each word and say the ending sound.
4. Have the student say the s=s and s=z sounds. Have the student read the words in the box. Have the student write in the correct letter or letters. Have the student read each word and say the ending sound. Have the student circle the letter or letters for the ending sound in each word.

5. Read and write

STORY WORDS - registration Health

Ada will have to register Amy for kindergarten. The newspaper will list the registration dates. Ada will check the newspaper in February.

There are many forms Ada will have to get. She will get them before registration begins.

She will get a copy of Amy's birth certificate. She can get a copy at the Health Department.

1. Ada will have to _____ Amy for kindergarten.
2. What form will Ada get before kindergarten registration begins? _____
3. How will Ada know the kindergarten registration date? _____
4. What place will Ada go to get a copy of Amy's birth certificate? _____

6. Homework

Please write

k

K

If you need help:

5. Read the story words with the student. Read the story with the student. Have the student read the story again. Have the student fill in the correct word or words for each sentence. Use the story to help fill in the correct words.
6. Have the student write the letter *k* then *K*.

Unit 9 - School

Lesson 89

1. New words

immunization record	shots
---------------------	-------

2. Read and write

Parents need to register their child for first grade before school begins. Parents have to take a copy of their child's immunization record to the school. The immunization record will show all the shots that the child has been given. Parents need to look at their child's immunization record. The child has to have all his shots before school begins. After the child has been given his shots, the parents can register him for school.

When parents move to a new address, their children may have to go to a new school. Parents have to register their children at the new school.

1. Parents need to register their children for first grade

_____ school begins.

2. Parents have to take a copy of their child's _____

_____ to the school.

3. The immunization record will show the _____ that

the child has been given.

If you need help:

1. Read the new words with the student.
2. Read the paragraphs with the student. Have the student read the paragraphs again. Have the student fill in the correct word or words in each sentence.

3. Listen

nk =	<u>j</u> unk	<u>b</u> ank	<u>d</u> rink	<u>t</u> hink	<u>s</u> tink
ng =	<u>s</u> ong	<u>l</u> ong	<u>r</u> ing	<u>b</u> ring	<u>s</u> ing
nt =	<u>w</u> ant	<u>f</u> ront	<u>a</u> mount	<u>a</u> ccount	<u>d</u> ifferent

4. Listen and write

fro_____ lo_____ ba_____ accou_____

bri_____ thi_____ wa_____ differe_____

so_____ ju_____ si_____ amou_____

sti_____ ri_____ dri_____

stink sing amount different

bring ring think account

drink bank song front

junk want long

If you need help:

3. Have the student say the sounds for the ending blends nk, ng, and nt.

Have the student read the words in the box.

4. Have the student write in the correct letters. Have the student read each word and say the sound for the ending blends.

Have the student read the word. Have the student circle the letters for the ending blend in each word.

5. Read and write

STORY WORD - called

Amy will have all of her shots before she goes to kindergarten. These shots are called immunizations. Amy will get these shots at the Health Department.

The school will need Amy's immunization record. Ada will take Amy's immunization record to kindergarten registration.

1. What will Amy have before she goes to kindergarten?

2. What place will Amy go to get her shots?

3. What will the school need? _____

4. When will the school need Amy's immunization record?

6. Homework

Please write

l

L

If you need help:

5. Read the story word with the student. Read the story with the student. Have the student read the story again. Have the student fill in the correct word or words for each sentence. Use the story to help fill in the correct word.

6. Have the student write the letter *l* then *L*.

Unit 9 - School

Lesson 90

1. New words

good	sick	attendance	excused absence	well
------	------	------------	-----------------	------

2. Read and write

Children need to have good attendance at school. They need to get to school on time. Good attendance helps children do well in school.

A child needs to be home when he is sick. This is an excused absence. The child can make up the work that was given when he has an excused absence. If a child is sick for two or more days, the parents need to get his work from the teacher.

The parents need to write a note to the teacher. The note will say that the child was sick. If the child is sick for ten days or more, he will have to have a note from the doctor. The child will get an excused absence.

1. Children need to have good _____ at school.
2. Children need to get to school on _____.
3. A child needs to be home when he is _____.
4. Children get an _____ when they are sick.
5. Parents need to write a _____ to the school when children have been sick.

If you need help:

1. Read the new words with the student.
2. Read the paragraphs with the student. Have the student read the paragraphs again. Have the student fill in the correct word or words in each sentence.

3. Listen

sk =	<u>desk</u>	<u>mask</u>	<u>ask</u>	<u>dusk</u>	<u>task</u>
st =	<u>first</u>	<u>last</u>	<u>August</u>	<u>list</u>	<u>request</u>

4. Listen and write

a _____ ma _____ li _____ de _____ reque _____

ta _____ la _____ du _____ fir _____ Augu _____

first mask last ask August

dusk list task desk request

sk

st

1. _____

6. _____

2. _____

7. _____

3. _____

8. _____

4. _____

9. _____

5. _____

10. _____

If you need help:

3. Have the student say the sounds for the ending blends st and sk.
Have the student read the words in the box.
4. Have the student write in the correct letters. Have the student read each word and say the sound for the ending blend.
Have the student read the word.
Have the student circle the letters for the ending blend in each word.
Read the words in the box to the student. Have the student write the words in the sk or st column.

5. Read and write

STORY WORDS - miss chicken pox

Andy Abrams is in the first grade at Queen Street School. Andy has had good attendance at school. On Tuesday he got sick at school. On Wednesday he had to miss school. He had to see the doctor. The doctor said Andy had chicken pox. Andy will have to be out of school for one week.

The doctor will write a note for Andy. This note means Andy has an excused absence.

1. What day did Any get sick? _____

2. What did the doctor say Andy had? _____

6. Homework

Please write

i I j J
k K l L

If you need help:

5. Read the story words with the student. Read the story with the student. Have the student read the story again. Have the student fill in the correct word or words for each sentence. Use the story to help fill in the correct words.

6. Have the student write the letters *i, I, j, J, k, K, l, L*.

Unit 9 - School

Lesson 91

1. New words

unexcused absence	grades	well	principal	poor
-------------------	--------	------	-----------	------

2. Read and write

If children stay home when they are not sick, they will get an unexcused absence. They can not do the work that was given when they were not in school. Unexcused absences will make children have poor grades. Children can not do well when they are not in school. Children need to have good attendance to do well in school.

Schools will give an excused absence for some things besides being sick. If the child is going to miss school, the parent needs to go see the principal. The parent can give the principal the reason for the absence. The child may get an excused absence. The child can do the work he missed. The absence will not make the child get poor grades.

1. If children stay home when they are not sick, they will get an _____.
2. Unexcused absences will make children have poor _____.
3. Children need to have good _____ to do well in school.

If you need help:

1. Read the new words with the student.
2. Read the paragraphs with the student. Have the student read the paragraphs again. Have the student fill in the correct words in each sentence.

3. Listen

add = VCC
dad = CVC

VCC = add ask and

1.	add
	a <u>dd</u>
	a <u>dd</u>

2.	ask
	a s k
	a s k

3.	and
	a n d
	a n d

CVC = dad man ham

4.	dad
	d a d
	d a d

5.	man
	m a n
	m a n

6.	ham
	h a m
	h a m

If you need help:

3. Tell the student that short words with a vowel followed by two consonants have the short vowel sound. Use the word add for an example. This is the VCC rule. Tell the student that short words with a consonant, a vowel, and another consonant have the short vowel sound. Use the word dad as an example. This is the CVC rule. Read the VCC words - add, ask, and - with the student. Have the student say each sound in each word and blend them together. Read the CVC words - dad, man, ham - with the student. Have the student say each sound in each word and blend them together.

4. Read and write

STORY WORDS - missed

Andy has a friend at school. His name is Ray. Ray has missed many days at school. He goes to sleep late. He does not get up in the morning. He misses his bus. This is an unexcused absence. If you have more than 10 unexcused absences, you cannot move to the next grade.

1. Are Ray's absences unexcused? _____
2. Why has Ray missed school? _____

3. How many unexcused absences can you have?

5. Homework

Please write

m

M

If you need help:

4. Read the story words with the student. Read the story with the student. Have the student read the story again. Have the student fill in the correct word or words for each sentence. Use the story to help fill in the correct words.
5. Have the student write the letter *m* then *M*.



Unit 9 - School

Lesson 92

1. New words

join	meet	association	organization
------	------	-------------	--------------

2. Read and write

Every school has a P.T.A. or P.T.O. P.T.A. is the Parent Teacher Association. P.T.O. is the Parent Teacher Organization. P.T.A. and P.T.O. are the same. The P.T.A. helps the teachers and the school. All parents need to join the P.T.A. The amount of money that the parents pay to join the P.T.A. is very small. The money is used to buy things for the school.

The P.T.A. has an Open House at the beginning of the school year. The parents get to come and meet their children's teachers. All parents need to come to Open House to meet the teachers and look at their children's rooms.

1. Every school has a _____.
2. P.T.A. is the _____.
3. All parents need to _____ the P.T.A.
4. At the _____ the parents can come and meet the teachers.

If you need help:

1. Read the new words with the student.
2. Read the paragraphs with the student. Have the student read the paragraphs again. Have the student fill in the correct word or words in each sentence.

3. Listen

egg = VCC
yes = CVC

VCC = egg Ed end

1. egg
e gg
e g g

2. Ed
E d
E d

3. end
e n d
e n d

CVC = yes get ten

4. yes
y e s
y e s

5. get
g e t
g e t

6. ten
t e n
t e n

If you need help:

- 3. Review the VCC rule with the student using the word egg. Review the CVC rule with the student using the word yes. Read the VCC words - egg, Ed, end - with the student. Have the student say each sound in each word and blend them together. Read the CVC words - yes, get, ten - with the student. Have the student say each sound in each word and blend them together.

254



4. Read and write

STORY WORDS - read meetings

On the first day of school Andy got a note. The note was about the P.T.A. The teacher gave Andy this note. Andy gave the note to Ada. She read the note. She will join the P.T.A. Ada wants to help the school. She wants to help the teachers also.

Ada will go to as many P.T.A. meetings as she can.

- 1. What did Any get the first day of school? _____
- 2. What was the note about? _____
- 3. Will Ada join the P.T.A.? _____

5. Homework

Please write

n

n

If you need help:

- 4. Read the story words with the student. Read the story with the student. Have the student read the story again. Have the student fill in the correct word or words for each sentence. Use the story to help fill in the correct words.
- 5. Have the student write the letter *n* then *n*.

Unit 9 - School

Lesson 93

1. New words

field trips permission slip

2. Read and write

Some classes go on field trips. When the children and teachers go on a field trip, they leave the school. They will go to see things that they cannot see at school. They will learn new things.

Parents have to sign a permission slip so their children can go on the field trip. If the parents do not sign the permission slip, the child can not go on the field trip. Field trips help children learn.

1. When children go on a _____ they leave the school.
2. Parents have to sign a _____ so their children can go on a field trip.
3. If parents do not _____ the permission slip, their children cannot go on the field trip.
4. Fill out this permission slip for your child or use the name Bob Brown.

_____ has my permission to go Name on a field trip to the Zoo. _____ Signature of Parent
--

If you need help:

1. Read the new words with the student.
2. Read the paragraphs with the student. Have the student read the paragraphs again. Have the student fill in the correct word or words in each sentence. Have the student fill out the permission slip for their child or use the name Bob Brown if they have no children.

3. Listen

ink = VCC
six = CVC

VCC = ink it if

1. ink
i n k
i n k

2. it
i t
i t

3. if
i f
i f

CVC = six his fix

4. six
s i x
s i x

5. his
h i s
h i s

6. fix
f i x
f i x

If you need help:

3. Review the VCC rule with the student using the word ink.
Review the CVC rule with the student using the word six.
Read the VCC words - ink, it, if - with the student.
Have the student say each sound in each word and blend them together.
Read the CVC words - six, his, fix - with the student.
Have the student say each sound in each word and blend them together.

4. Read and write

STORY WORD - lunch

The first grade class will go on a field trip. They will go to the Riverbanks Zoo in Columbia, South Carolina. They will go on the bus. Each child will bring a bag lunch from home. The class will eat lunch at the zoo.

The teacher gave Andy a note about the trip. Andy took the note home to Ada. Ada read the note. She signed the note. This gave Andy permission to go on the trip.

Andy took the signed note to his teacher.

1. What class will go on a field trip? _____
2. Where will the class go? _____

3. The signed note gave Andy _____ to go on the field trip.

5. Homework

Please write

If you need help:

4. Read the story word with the student. Read the story with the student. Have the student read the story again. Have the student fill in the correct word or words for each sentence. Use the story to help fill in the correct words.
5. Have the student write the letter *o* then *O*.

Unit 9 - School

Lesson 94

1. New words

report card	progress	tardy	comments
student	absent	present	

2. Read and write

All schools give report cards to students. The report card helps the parents to see the children's progress. The report card also shows the number of days present and absent. It will show excused and unexcused absences. It will show the number of times that the student was tardy.

The teacher may write a note to the parents. This will be under **Comments** on the report card. The parent will sign the report card on the line that says **Signature of Parent**.

Report Card	
	Total Days 45
	Days Present 40
	Days Absent 5
	Tardy 1
Comments:	
Teacher: _____	
Parent: _____	
	_____ Signature of Parent

1. Report cards help parents to see their children's _____.
2. The report card will show the number of days _____ and absent.

If you need help:

1. Read the new words with the student.
2. Read the paragraphs with the student. Have the student read the paragraphs again. Read the report card with the student. Have the student fill in the correct word or words in each sentence.

3. Listen

off = VCC
box = CVC

VCC = off on add

1. off
o f f
o f f

2. on
o n
o n

3. add
a d d
a d d

CVC = box not job

4. box
b o x
b o x

5. not
n o t
n o t

6. job
j o b
j o b

If you need help:

3. Review the VCC rule with the student using the word off.
Review the CVC rule with the student using the word box.
Read the VCC words - off, on, add - with the student.
Have the student say each sound in each word and blend them together.
Read the CVC words - box, not, job - with the student.
Have the student say each sound in each word and blend them together.

4. Read and write

STORY WORDS - took things

Andy got his first report card today. He took it home to Ada. Ada read all of the report card. She learned many things about Andy.

She read the teacher's comments. Andy is doing well in school. Andy also has good attendance. He was absent 5 days. He was present 40 days. Andy was tardy 1 (one) day. This means he was late for school.

1. How many days was Andy absent? _____
2. How many days was Andy present? _____
3. Was Andy late for school any days? _____

5. Homework

Please write

 If you need help:
 4. Read the story words with the student. Read the story with the student. Have the student read the story again. Have the student fill in the correct word or words for each sentence. Use the story to help fill in the correct words.
 5. Have the student write the letter *p* then *P*.

Unit 9 - School

Lesson 95

1. New words

meaning	below	excellent	unsatisfactory
average	means	failing	satisfactory

2. Read and write

There are many different report cards. Some report cards grade students with letters, some with words, and some with numbers. These are words that you will see on many report cards: excellent, above average, good, average, satisfactory, below average, unsatisfactory, failing. On the report card will be the meaning of each grade. Parents need to know the meaning of the grades.

Report Card			
A - Excellent	Total Days		45
B - Good, Above Average	Days Present		40
C - Average	Days Absent		5
D - Below Average	Tardy		1
F - Failure, Unsatisfactory			
S - Satisfactory			
Comments:			
Teacher:	_____		
Parent:	_____		
	_____ Signature of Parent		

1. On this report card S means _____.

2. This student was absent _____ days.

If you need help:

1. Read the new words with the student.
2. Read the paragraph with the student. Have the student read the paragraph again. Read the report card with the student. Have the student fill in the correct word or words in each sentence.

3. Listen

up = VCC or VC
cup = CVC

VCC or VC = up us

1. up
u p
u p

2. us
u s
u s

CVC = cup bus but

3. cup
c u p
c u p

4. bus
b u s
b u s

5. but
b u t
b u t

If you need help:

3. Review the VCC or VC rule with the student using the word up. Review the CVC rule with the student using the word cup. Read the VCC or VC words - up, us - with the student. Have the student say each sound in each word and blend them together.
Read the CVC words - cup, bus, but - with the student. Have the student say each sound in each word and blend them together.

4. Read and write

Andy had one A on his report card. This means excellent school work. He had 5 B's. This means good or above average school work. He had 1 C. This means he did average school work. He had one D. This means below average school work. He did not have any F's. This means failure or unsatisfactory school work. He had 3 S's. This means satisfactory school work.

1. What does an A on Andy's report card mean? _____
2. What does a B on Andy's report card mean? _____
3. What does a C on Andy's report card mean? _____

5. Homework

Please write

m M m n
o O o p P

If you need help:

4. Read the story with the student. Have the student read the story again.
Have the student fill in the correct word or words for each sentence. Use the story to help fill in the correct words.
5. Have the student write the letters *m, m, m, n, o, o, p, p*, then *P*.

Unit 9 - School

Lesson 96

1. New words

Mathematics	Social Studies	Science	Physical Education
Handwriting	Language	Health	Music
Reading	Spelling	Art	

2. Read and write

Report Card			
Reading	B	Total Days	45
Mathematics	D	Days Absent	2
Language	C	Days Present	43
Spelling	B	Tardy	3
Handwriting	B		
Social Studies	C		
Science	A		
Health	C		
Art	S		
Music	S		
Physical Education	S		

A - Excellent	
B - Above Average	
C - Average	
D - Below Average	
F - Unsatisfactory, failing	
S - Satisfactory	Signature of Parent

1. On this report card a B means _____.
2. This student made an _____ in Science.
3. On this report card S means _____.
4. This student made a _____ in Mathematics.
5. This student made a _____ in Art.
6. On this report an A means _____.

If you need help:

1. Read the new words with the student.
2. Read the report card with the student. Have the student fill in the correct words in the sentences.

3. Listen and write

ă	=	ădd	ănd	ăs	dăd	măn	căsh
ā	=	gāvė	gāmė	nāmė	mādė	dātė	sāmė

_____dd	m_____de	_____s
s_____me	d_____d	g_____ve
_____nd	g_____me	n_____me
d_____te	m_____n	c_____sh

as	game	name	cash
and	dad	date	man
gave	made	add	same

ă

ā - ę

- | | |
|----------|-----------|
| 1. _____ | 7. _____ |
| 2. _____ | 8. _____ |
| 3. _____ | 9. _____ |
| 4. _____ | 10. _____ |
| 5. _____ | 11. _____ |
| 6. _____ | 12. _____ |

If you need help:

3. Review the short a sound and read the short a words in the box. Tell the student the long a sound is the name of the letter a. Tell the student that in short words with a vowel, a consonant, and the vowel e, the first vowel is long and the e is silent. This is the silent e rule.

Read the long a words in the box. Have the student write in the correct letter.

Have the student read the word and say the long or short a sound for each word. Have the student mark all long a letters.

Read the words in the box to the student. Have the student write the word in the ă or ā - ę column.

4. Read and write

STORY WORDS - made means

Andy got eleven grades on his report card. He made an A in Health. He made B's in Reading, Language, Spelling, Social Studies, and Science. He made a C in Handwriting. He made a D in Mathematics. Art, Music, and Physical Education were satisfactory. The letter S means satisfactory on the report card.

Ada wants Andy to do better in Mathematics. She is happy about the progress Andy is making in school.

1. How many A's did Andy make? _____

He made an A in _____

2. How many C's did Andy make? _____

He made a C in _____

3. How many S's did Andy have? _____

He had satisfactory on? _____

_____ and _____.

5. Homework

Please write

g

Q

If you need help:

4. Read the story words with the student. Read the story with the student. Have the student read the story again. Have the student fill in the correct word or words for each sentence. Use the story to help fill in the correct words.
5. Have the student write the letter *g* then *Q*.

Unit 9 - School

Lesson 97

1. New words

citizenship	behavior	tell	level
-------------	----------	------	-------

2. Read and write

Many schools give a grade for citizenship. This grade will tell the parents about their child's behavior at school. If the citizenship grade is not good, the parents need to go to the school and talk with the teacher. The teacher can tell the parents about the child's behavior. Parents can help their child have good behavior at school.

Some report cards will tell the level of work that the student is doing. It will say: on grade level, above grade level, or below grade level.

Parents need to help their children study at home. When a child is below grade level, his parents need to talk with the teacher. The teacher will tell the parents how to help the child at home. Parents need to see the child's work from school. Parents can help their children do well in school.

1. The citizenship grade tells the parents about their child's _____ at school.
2. The report card will tell the _____ of work that the student is doing.

If you need help:

1. Read the new words with the student.
2. Read the paragraphs with the student. Have the student read the paragraphs again. Have the student fill in the correct words in each sentence.

3. Listen and write

ă =	ădd	ănd	ăs	dăd	măn	căsh
ā =	māil	āir	lāid	pāid	rāin	

_____dd

l_____d

r_____n

d_____d

_____nd

_____r

p_____d

m_____n

_____s

m_____l

c_____sh

cash

as

mail

man

laid

paid

rain

and

add

dad

air

ā

ai

1. _____

6. _____

11. _____

2. _____

7. _____

3. _____

8. _____

4. _____

9. _____

5. _____

10. _____

If you need help:

3. Review the long and short a sound. Tell the student the long a sound is sometimes spelled ai. Read the long a words in the box.

Have the student write in the correct letter.

Have the student read the word and say the long or short a sound for each word. Have the student mark all long a letters in the words.

Read the words in the box to the student. Have the student write the words in the a or ai column.

4. Read and write

Andy has good behavior at school. His citizenship grade was satisfactory.

Andy is not working at the first grade level in mathematics. His mathematics is below grade level. His reading and language are on first grade level.

Ada will look at all the work Andy brings home. She will know if Andy is doing better in mathematics.

Ada will sign her name on the line that says **Signature of Parent.**

1. What grade did Andy get on citizenship? _____
2. Andy is working on first grade level in _____ and _____.
3. Andy is working below first grade level in _____.
4. Where will Ada sign her name? _____

5. Homework

Please write

A

R

If you need help:

4. Read the story with the student. Have the student read the story again. Have the student fill in the correct word or words for each sentence. Use the story to help fill in the correct words.
5. Have the student write the letter *A* then *R*.

Unit 9 - School

Lesson 98

1. New words

conference

2. Read and write

The parents and the teacher need to talk about the child's behavior and work at school. The teacher may telephone the parents or write them a note. She will ask them to come to the school for a conference. The parents and the teacher can talk about the child's progress.

The parents may want a conference with the teacher. They can write a note to the teacher or call the school to ask for a conference. Conferences are a good way for parents and teachers to help children.

Dear Mr. and Mrs. Brown:

I would like to have a conference with you on Thursday, November 2, at 3:00 p.m.

Thanks,
Mrs. Smith

1. Parents and teachers need to talk about the child's _____ and _____ at school.
2. The teacher may telephone the parent or write a _____.
3. She will ask the parents to come to school for a _____.

If you need help:

1. Read the new word with the student.
2. Read the paragraphs with the student. Have the student read the paragraphs again. Read the sample note. Have the student fill in the correct words in each sentence.

3. Listen and write

ă	=	ădd	ănd	ăs	dăd	măn	căsh
ā	=	dāy	pāy	Māy	sāy		

d_____

d_____d

c_____sh

_____s

p_____

_____nd

m_____n

s_____

M_____

_____dd

add

and

day

pay

as

cash

May

man

dad

say

ă

ā

1. _____

6. _____

2. _____

7. _____

3. _____

8. _____

4. _____

9. _____

5. _____

10. _____

If you need help:

- Review the short and long a sounds and read the short a words in the box. Tell the student the long a sound is sometimes spelled by ay. Read the long a words in the box. Have the student write in the correct letter. Have the student read the word and say the long or short a sound for each word. Have the student mark all long a letters in the words. Read the words in the box to the student. Have the student write the word in the ă or ā column.

4. Read and write

STORY WORDS - Mrs. sent

Mrs. Wells is Andy's first grade teacher. Mrs. Wells is planning conferences with parents. She sent a note home with each child about the conferences.

Ada read the note from Andy's teacher. She is to have a conference with Mrs. Wells on Tuesday, November 1, at 7:30 a.m. This time is good for Ada. She will have the conference with Mrs. Wells before she goes to work. She will not have to take time off from work.

1. Mrs. Wells needs to _____ a conference with parents.
2. She sent a note to Ada about a _____.
3. Why is 7:30 a.m. a good time for Ada to have a conference?

5. Homework

Please write

s

S

If you need help:

4. Read the story words with the student. Read the story with the student. Have the student read the story again. Have the student fill in the correct word or words for each sentence. Use the story to help fill in the correct words.
5. Have the student write the letter *s* then *S*.

Unit 9 - School

Lesson 99

1. New words

Middle School	detention	expulsion	suspension
High School	rules	certain	stay

2. Read and write

The parents of students in Middle School and High School need to know the school rules. The rules at every school will be different. If the student has poor behavior at school, the parents will get a call or note from the school.

Parents need to know these three words:

- a. Detention - the student has to stay after school.
- b. Suspension - the student can not come to school for a certain number of days. This is for poor behavior.
- c. Expulsion - the student has to leave the school and cannot return to school. This is for very poor behavior.

1. Parents of students in _____ and _____ need to know the school rules.
2. The _____ at every school will be different.
3. When a student gets _____, he has to stay after school.
4. When the student gets a _____, he cannot come to school for a certain number of days.
5. When the student gets an _____, he has to leave the school and cannot return.

If you need help:

1. Read the new words with the student.
2. Read the paragraphs with the student. Have the student read the paragraphs again. Have the student fill in the correct word or words in the sentences.

3. Listen and write

ă	=	ădd	ănd	ăs	dăd	măn	căsh
ā	=	bā/by	Ā/pril	tā/ble	lā/dy		

c____sh

l____dy

____dd

d____d

b____by

t____ble

____nd

____s

m____n

____pril

lady

and

add

April

dad

as

table

baby

man

cash

ă

ā

1. _____

6. _____

2. _____

7. _____

3. _____

8. _____

4. _____

9. _____

5. _____

10. _____

If you need help:

- Review the long and short a sounds. Tell the student some words have more than one part. Have the student listen for the long a sound in the first part of the words on line two in the box. Have the student write in the correct letter. Have the student read the word and say the long or short a sound for each word. Have the student mark all long a letters in the words. Read the words in the box to the student. Have the student write the words in the ă or ā column.

4. Read and write

Penny Day is a student at Hill Street Middle School. She has been late for her mathematics class everyday for a week. The school has certain rules about being tardy. After being tardy three times Penny will have to stay after school. When a student has to stay after school, it is called detention.

Penny has also become a behavior problem in school.

1. The school has certain _____ about being tardy.
2. When a student has to stay after school, it is called _____.
3. Penny has also become a _____ in school.

5. Homework

Please write

t

T

If you need help:

4. Read the story with the student. Have the student read the story again. Have the student fill in the correct word or words for each sentence. Use the story to help fill in the correct words.
5. Have the student write the letter *t* then *T*.

Unit 9 - School

Lesson 100

1. New words

Guidance Counselor	problems	career
finishes	plan	

2. Read and write

If a student is having problems at home or school, he can talk to the Guidance Counselor. The Guidance Counselor will help the student with the problem. Parents can meet with the Guidance Counselor. If the student is not making good grades, the parents need to go talk with the Guidance Counselor.

Guidance Counselors also help students plan the classes they want to take. They help high school students make a career plan. This will help the student get a good job after he finishes school.

1. If a student is having problems, he can talk to the _____.
2. If the student is not making good _____, the parents need to talk to the Guidance Counselor.
3. Guidance Counselors will help high school students make a _____ plan.

If you need help:

1. Read the new words with the student.
2. Read the paragraphs with the student. Have the student read the paragraphs again. Have the student fill in the correct word or words in each sentence.

3. Listen and write

ă	=	ădd	ănd	ăs	dăd	măn	căsh
ā	=	gāvė	gāmė	nāmė	mādė	dātė	sāmė
ā	=	māil	āir	lāid	pāid	rāin	
ā	=	dāy	pāy	Māy	sāy		
ā	=	bā/by	Ā/pril	tā/ble	lā/dy		

day	April	paid	mail
man	rain	gave	and
say	baby	May	same
dad	laid	made	add
as	lady	pay	cash
date	air	table	game

name

d_____te	n_____me	g_____me	l_____dy
t_____ble	_____r	m_____de	c_____sh
p_____	s_____me	_____s	_____dd
s_____	l_____d	d_____d	r_____n
M_____	b_____by	p_____d	_____nd
g_____ve	d_____	m_____n	m_____l
_____pril			

 If you need help:

- Review the short a sound. Review the long a sound and the ways it can be spelled. Read the words in the box with the student.
- Have the student mark all long a letters in the words. Have the student read the words.
- Have the student write in the correct letter. Have the student read the word and say the long or short a sound for each word.

4. Read and write

Penny Day has many problems at home. She is also having behavior problems in school.

Last week Penny's parents got a letter from the school. The letter said Penny can not come back to school for three (3) days. This is called a suspension from school.

Penny's parents plan to talk to the Guidance Counselor about her problems.

1. Penny Day has many _____ at home.
2. Penny can not come back to school for three days. This is called a _____.
3. Penny's parents plan to talk to the _____
_____ about her problems.

5. Homework

Please write

g Q r R
s S t T

If you need help:

4. Read the story with the student. Have the student read the story again.
Have the student fill in the correct word or words for each sentence. Use the story to help fill in the correct words.
5. Have the student write the letters *g, Q, r, R, s, S, t, and T.*

Order Information

Outside South Carolina

To purchase additional workbooks, videotapes, or to inquire about reprinting and tape duplication, write:

S.C. ETV Marketing
P.O. Drawer L
Columbia, SC 29250-2712

or call 1-800-553-7752

Inside South Carolina

Contact:

Office of Adult Education
Room 209-A
State Department of Education
Rutledge Building
1429 Senate Street
Columbia, SC 29201

or call 1-800-922-1109

BEST COPY AVAILABLE

Learning for Living

A Series of Lessons for the Adult Learner

Book 6

A cooperative project of




The Adult Education Division
School District of Greenville County
Greenville, S.C.
Dr. Thomas E. Kerns
Superintendent



WYFF-TV
Greenville, S.C.
Douglas A. Smith
Vice President &
General Manager



South Carolina ETV
Columbia, S.C.
Henry J. Cauthen
President &
General Manager



Partially funded by a Section 310, Adult Education Act
P.L. 91-20 and Amendments Grant
through the Office of Adult Education
South Carolina State Department of Education
Dr. Charlie G. Williams
State Superintendent of Education
and
The Greenville Alliance for Quality Education

BEST COPY AVAILABLE

A Note to Teachers and Volunteer Tutors

Directions below the line of stars on each page are written for a helper that the student may have in his or her home or neighborhood. This helper may possess marginal reading skills; therefore, the directions have been simplified to meet this need.

A teacher or tutor working with an individual or a group of individuals can expand on these directions to meet the needs of his or her particular student or students. Lessons may be taught with or without the accompanying videos which may be turned off or rerun as needed. Each lesson can be expanded into a one and one-half or two hour time frame at the discretion of the teacher or tutor.

Life coping skills information may, on occasion, need to be adapted to the customs and regulations in the community or state where the student or students reside.

Authors

Ann L. Nickles Libby E. Smith
Joan L. Boehm Carol W. Petty

Layout and Graphics

Connie L. Cox

Copyright ©1988 School District of Greenville County, South Carolina

All rights reserved. Permission is given for non-profit agencies to reproduce this material to be used for teaching students without cost to the student. This material cannot be reproduced and sold.

TABLE OF CONTENTS

LEARNING FOR LIVING BOOK 6

UNIT 9 SCHOOL

Lesson 101	Adult Education, Dropped, Tutors, Free; Long e; Write u, U	301
Lesson 102	Earn, units, Diploma, Evening; Long e with Silent e, e = ey; Write v, V	304
Lesson 103	GED, Test, Study, English; Long e = ea; Write w, W	307
Lesson 104	Review School Vocabulary; Long e = ee; Write x, X	310
Lesson 105	Review School Vocabulary; Review Long e and Its Variant Spellings	313

UNIT 10 NUTRITION

Lesson 106	Healthy, Body, Eat, Breakfast; Long a, Long a With Silent e; Write y, Y	316
Lesson 107	Vitamins, Minerals, Food Groups, Nutritious; Long i = ie; Write z, Z	319
Lesson 108	Fruit, Cereal, Milk, Meat, Bread, Servings; Long i = y	321
Lesson 109	Lunch, Snacks, Grocery, List; Long i = igh; Write Nutrition Words	324
Lesson 110	Soup, Drink; Review Long i and Its Variant Spellings; Write Nutrition Words	327
Lesson 111	Pound, Ounce, Teaspoon, Tablespoon, Abbreviations, Ingredients; Long o	330
Lesson 112	Calories, Popcorn, Butter, Fat, High; Long o With Silent e;	333
Lesson 113	Sugar, Salt, Weight; Long o = oa; Write Nutrition Words	336
Lesson 114	Additives, Processed; Long o = oe, Long o = ow; Write Nutrition Words	339
Lesson 115	Food Budget; Review Long o and Its Variant Spellings; Write Nutrition Words	342
Lesson 116	Coupons, Expiration Date, Double; Long u, Long u and Silent e	345
Lesson 117	Taste; Long u at the End of a Syllable; Write Nutrition Words	348
Lesson 118	Restaurants, Fast; Review Long u and Its Variant Spellings; Write Nutrition Words	351
Lesson 119	Convenience, Prepared, Cake, Mix, Heated; y = e, y = i	354
Lesson 120	Review Nutrition Vocabulary; Review y = e, y = i, Write Nutrition Words	357

Unit 9 - School

Lesson 101

1. New words

adults	dropped	tutors	Adult Education	free
--------	---------	--------	-----------------	------

2. Read and write

Many adults did not finish school. Some were sick when they were children. Some moved very often. Some dropped out of school to get married.

There are many adults that cannot read or write. There are many who want to read better. Adults can go to school and learn to read and write. They can get tutors to help them. Adult Education has classes in many places. The classes are free or there is a small charge. Adult Education classes are listed in the yellow pages of the telephone book under **Schools**. In South Carolina call this number, 1-800-922-1109. In other states call 1-800-443-6392 and you will learn more about the Adult Education classes in your area.

1. Many adults did not _____ school.
2. Adults can go to Adult Education classes and learn to _____ and _____.
3. Adult Education classes are _____ or there is a small charge.

If you need help:

1. Read the new words with the student.
2. Read the paragraphs with the student. Have the student read the paragraphs again. Have the student fill in the correct word or words in each sentence.

3. Listen and write

ě =	ěgg	Ěd	ěvery	ěducation	
	léft	gět	yěs	lěsson	
ē =	bē	hē	shē	mē	wē

w_____	sh_____
l_____sson	_____ducation
_____d	h_____
m_____	g_____t
b_____	l_____ft
_____very	_____gg
y_____s	

be	yes
egg	every
left	we
Ed	education
he	me
lesson	get
she	

 If you need help:

- Review the short e sound and read the short e words in the box. Tell the student the long e sound is the name of the letter e. Read the long e words in the box. Have the student write in the correct letter. Have the student read the word and say the long or short e sound for each word. Have the student mark all long e's (e) in the words.

4. Read and write

Fred Counts is forty-five (45) years old. He dropped out of school after the third grade. His father was sick. Fred needed to help his father at home. Fred did not learn to read well in school. Fred wants to read better.

Fred learned about Adult Education classes from a friend. Fred's friend said these classes are free. Fred looked in the yellow pages of the telephone book. He found Adult Education listed under the heading Schools.

Fred called the telephone number for Adult Education in his area.

1. Fred did not learn to _____ well in school.
2. Fred learned about _____ classes from a friend.
3. Fred's friend said these classes are _____.
4. How did Fred find the telephone number for Adult Education? _____

5. Homework

Please write

u

u

If you need help:

4. Read the story with the student. Have the student read the story again. Have the student fill in the correct word or words for each sentence. Use the story to help fill in the correct words.
5. Have the student write the letter *u* then *u*.

Unit 9 - School

Lesson 102

1. New words

units	evening	diploma	earn	information	other
-------	---------	---------	------	-------------	-------

2. Read and write

Many adults dropped out of high school. They did not finish all their units. These adults can go to Adult Education classes. They can earn the units they need. They can get a high school diploma. This may help them get a job they want.

Adult Education classes are free in many areas. There are day and evening classes. For more information on the classes in your area, call 1-800-922-1109 if you live in South Carolina. In other states call 1-800-443-6392.

1. Many adults _____ of high school.
2. They did not finish all of their _____.
3. Adults can _____ units in Adult Education classes.
4. There are day and _____ classes in Adult Education.
5. Adults can get their high school _____.
6. For information about Adult Education classes, call _____ or _____.

If you need help:

1. Read the new words with the student.
2. Read the paragraphs with the student. Have the student read the paragraphs again. Have the student fill in the correct word or words in each sentence.

3. Listen and write

ě	=	ěgg	Ěd	ěvery	ěducation
		lěft	gět	yěs	lěsson
ē	=	thēsē	hērē		
ē	=	monēy	kēy	vallēy	honey

_____ducation	_____very	mon_____
l_____sson	h_____re	th_____se
hon_____	k_____	l_____ft
vall_____	g_____t	_____gg
y_____s	_____d	

egg	here	yes
these	get	valley
money	Ed	every
left	lesson	education
honey	key	

 If you need help:

- Review the long and short e sounds. Review the silent e rule. Read the words on the first three lines in the box. Remind the student that words sometimes have more than one part. Tell the student the long e sound is sometimes spelled ey. Tell the student to listen for the long e in the second part of each word as you read the words on the fourth line in the box. Have the student write in the correct letter. Have the student read the word and say the long or short e sound for each word. Have the student mark all long e's (e) in the words.

4. Read and write

STORY WORDS - could

Frank Banks dropped out of high school in the tenth grade. He went to work for a cleaning service. He cleans offices at night. Frank wants a better job.

A position came open at the telephone company. Frank wanted to apply for this position. He could not apply. He did not have a high school diploma.

1. Frank Banks _____ of high school in the tenth grade.
2. Frank wants a better _____.
3. Frank could not apply for a position at the telephone company. Why? _____

5. Homework

Please write

v

v

If you need help:

4. Read the story word with the student. Read the story with the student. Have the student read the story again. Have the student fill in the correct word or words for each sentence. Use the story to help fill in the correct words.
5. Have the student write the letter *v* then *v*.

Unit 9 - School
Lesson 103

1. New words

GED	study	test	English
-----	-------	------	---------

2. Read and write

Many adults do not have a high school diploma. These adults can study and take the GED test. There are five parts to the GED test. They are: Mathematics, Reading, Writing Skills (English), Social Studies, and Science. If they pass the GED test, they will get their GED certificate.

Adults can study for the GED test in Adult Education classes. There are day and evening classes. If you want more information about the GED test or Adult Education classes in your area, call your local Adult Education Office or in South Carolina, call 1-800-922-1109. In other states call 1-800-443-6392.

1. Many adults do not have a _____ diploma.
2. Adults can take the _____ test.
3. When an adult passes the GED test, he will get his _____.
4. Adults can _____ for the GED test in Adult Education classes.
5. There are _____ and evening classes in Adult Education.

If you need help:

1. Read the new words with the student.
2. Read the paragraphs with the student. Have the student read the paragraphs again. Have the student fill in the correct word or words in each sentence.

3. Listen and write

ě =	ěgg	Ěd	ěvery	ěducation
	lěft	gět	yěs	lěsson
ē =	rēād	ēāch	ēāt	mēāt

r____d

____very

l____ft

____ducation

____gg

l____sson

____d

y____s

g____t

____t

____ch

m____t

meat

Ed

lesson

education

get

each

every

read

yes

left

eat

egg

If you need help:

- Review the short and long e sound and read the short e words in the box. Tell the student the long e sound is sometimes spelled ea. Read the long e words in the box. Have the student write in the correct letter. Have the student read the word and say the long or short e sound for each word. Have the student mark all long e's (e) in the words.

4. Read and write

STORY WORDS - earn choices other

Frank Banks wants to complete high school. He can earn a diploma by attending Adult Education classes.

Frank went to the Adult Education Office in his area. He learned he had two choices. One choice was to earn high school units. The other choice was to take the GED test.

1. Frank Banks wants to complete _____.
2. He can _____ a diploma by attending _____ classes.
3. Frank can earn high school _____ or take the _____ test.

5. Homework

Please write

w

W

If you need help:

4. Read the story words with the student. Read the story with the student. Have the student read the story again. Have the student fill in the correct word or words for each sentence. Use the story to help fill in the correct words.
5. Have the student write the letter *w* then *W*.

Unit 9 - School

Lesson 104

1. Review words

birth certificate	excused absence	immunization record
kindergarten	report card	unexcused absence
preschool	Head Start	excellent
register	join	permission slip

2. Read and write

1. _____ and _____ help children get ready for school.
2. Children can go to public or private _____ when they are five years old.
3. Parents need to _____ their child for first grade.
4. Parents need to take a copy of the child's _____ and _____ when they register for first grade.
5. Children get an _____ when they are sick.
6. If a student stays home when he is not sick, he will get an _____.
7. Parents have to sign a _____ so their child can go on a field trip.
8. Parents need to _____ the Parent Teacher Association.
9. The _____ helps parents to see their child's progress.
10. On a report card A means _____.

If you need help:

1. Read the review words with the student.
2. Have the student fill in the correct word or words in each sentence.

3. Listen and write

e	=	egg	Ed	every	education
		left	get	yes	lesson
e	=	week	see	sleep	need

____gg

sl____p

l____ft

y____s

w____k

____very

s____

n____d

g____t

l____sson

____d

____ducation

Ed

education

get

need

see

lesson

yes

week

every

left

sleep

egg

 If you need help:

- Review the long and short e sounds. Tell the student the long e sound is sometimes spelled ee. Read the long e words in the box.

Have the student write in the correct letter. Have the student read the word and say the long or short e sound for each word.

Have the student mark all long e's (e) in the words.

4. Read and write

STORY WORDS - guide during studied

An Adult Education teacher helped Frank make a choice. She gave him tests. The tests were used as a guide. The tests showed Frank needed help in mathematics and English.

Frank attended Adult Education classes during the day. He studied mathematics and English. He also studied reading, social studies, and science. He has learned so much. Now he is ready to take the GED test.

1. How did the Adult Education teacher help Frank make a choice? _____
2. What did Frank study in Adult Education classes? _____
3. What is Frank ready to do? _____

5. Homework

Please write

X

X

If you need help:

4. Read the story words with the student. Read the story with the student. Have the student read the story again. Have the student fill in the correct word or words for each sentence. Use the story to help fill in the correct words.
5. Have the student write the letter *x* then *X*.



Unit 9 - School

Lesson 105

1. Review words

detention	suspension	citizenship grade
expulsion	Adults	Guidance Counselor
conference	units	1-800-922-1109
career plans	1-800-443-6392	

2. Read and write

1. The _____ will tell the parents about their child's behavior at school.
2. The parent can write a note to the teacher and ask for a _____.
3. _____ means the student has to stay after school.
4. _____ means the student cannot come to school for a certain number of days.
5. _____ means the student cannot return to school.
6. If a student is having problems, he can talk to the _____.
7. The Guidance Counselor will help the student make _____.
8. _____ can go to school and learn to read and write.
9. Adults can earn their high school _____ and get their diploma.
10. For more information about Adult Education, call _____ or _____.

If you need help:

1. Read the review words with the student.
2. Have the students fill in the correct word or words in each sentence.

3. Listen and write

ě =	ěgg	Ěd	ěvery	ěducation
	lěft	gět	yěs	lěsson
ē =	bē	hē	shē	wē mē
ē =	thēsē	hērē		
ē =	monēy	kēy	vallēy	honēy
ē =	reād	eāch	eāt	mēat
ē =	wēek	sēe	slēep	nēed

need	eat	get	left
meat	be	he	valley
honey	she	see	these
we	yes	here	money
every	key	read	lesson
me	each	week	education
egg	Ed	sleep	
_____ducation	_____t	g_____t	sl_____p
s_____	vall_____	n_____d	w_____k
_____ch	sh_____	m_____t	r_____d
k_____	y_____s	hon_____	mon_____
h_____re	_____very	w_____	th_____se
l_____ft	m_____	l_____sson	b_____
h_____	_____d	_____gg	

If you need help:

- Review the short e sound. Review the long e sound and ways it can be spelled. Read the words in the box with the student. Have the student mark all long e's in the words. Have the student read the words. Have the student write in the correct letter. Have the student read the word and say the long or short e sound for each word.

4. Read and write

STORY WORD - passed

Frank filled out an application to take the GED test. His test date was Saturday, November 19, 1988.

He went to a local high school to take the test. The test took most of the day to complete. About two weeks later, Frank got a letter in the mail. He had passed the GED test.

Now Frank wants to get more education. He wants to begin a new career. He would like to work with the Emergency Medical Services (EMS).

1. What did Frank do before he took the GED test?

2. Where did Frank go to take the GED test? _____
3. Frank passed the GED test. Now what does he want to do?

5. Homework

Please write

u U v V
w W x X

If you need help:

4. Read the story word with the student. Read the story with the student. Have the student read the story again. Have the student fill in the correct word or words for each sentence. Use the story to help fill in the correct words.
5. Have the student write the letter *u, U, v, V, w, W, x, and X*.

Unit 10 - Nutrition

Lesson 106

1. New words

important	healthy	body	eat
breakfast	energy	meal	meals

2. Read and write

People eat food every day. The food you eat is very important. You need to eat the right foods, so you will be healthy.

It is important to eat three meals every day. Breakfast is very important. Your body needs this meal to give it the energy to do work. If you miss breakfast, your body does not have the energy it needs. All the energy you have comes from the food you eat. The body needs the right foods to be healthy.

It is important for children to eat a good breakfast. They need energy to do their work at school. A good breakfast will give them energy to work at school.

1. You need to eat the right foods so you will be _____.
2. It is important to eat three _____ every day.
3. Your _____ needs breakfast to give it the energy to do work.
4. Children need to eat a good _____ to do good work at school.

If you need help:

1. Read the new words with the student.
2. Read the paragraphs with the student. Have the student read the paragraphs again. Have the student fill in the correct word or words in each sentence.

3. Listen and write

ī =	īndian	īnterest	īn	īf
	sīx	cīty	hīs	bīll
ī =	ī	chīld	fīnd	Frīday
ī =	nīnē	fīvē	tīmē	smīlē

sm____le

f____ve

f____nd

ch____ld

b____ll

c____ty

____f

____nterest

t____me

n____ne

Fr____day

h____s

s____x

____n

____ndian

interest

in

six

city

his

I

child

Friday

nine

five

time

if

smile

bill

find

Indian

If you need help:

- Review the short i sound and read the short i words in the box. Tell the student the long i sound is the same as the letter i. Read the words on the third row in the box.

Review the silent e rule. Read the words on the fourth row in the box.

Have the student write in the correct letter. Have the student read the word and say the long or short i sound. Have the student mark all long i's (i) in the words.

4. Read and write

STORY WORD - family

Mary Smith is the mother of two children. She has a boy and a girl. Mary goes to work every day. The children go to school. Mary makes all the meals at her house. The meals she makes give everyone the energy they need.

Breakfast is the most important meal Mary's family eats. A good breakfast gives each one's body energy to begin the day.

Mary wants her family to be healthy. She wants to give her family the right kinds of food. Good food will help everyone have a healthy body.

1. What meal is the most important? _____
2. What does your body get from food? _____
3. What is needed for a healthy body? _____

5. Homework

Please write

y

y

If you need help:

4. Read the story word with the student. Read the story with the student. Have the student read the story again. Have the student fill in the correct word or words for each sentence. Use the story to help fill in the correct words.
5. Have the student write the letter *y* then *Y*.

Unit 10- Nutrition

Lesson 107

1. New words

vitamins	group	minerals	nutritious
----------	-------	----------	------------

2. Read and write

Foods have vitamins and minerals that the body needs to be healthy. If you do not eat the right foods, you can get sick. You will not have the energy you need. Eating the right foods will help you to be healthy.

Every food can be put into one of the four food groups. You will need to know the four food groups to plan nutritious meals. A nutritious meal has the right amount of foods from the four food groups.

1. Foods have _____ and _____ that the body needs to be healthy.
2. Every food can be put into one of the _____
_____.
3. You need to know the four food groups to plan a _____ meal.
4. A nutritious meal has the right _____ of foods from the four food groups.

If you need help:

1. Read the new words with the student.
2. Read the paragraphs with the student. Have the student read the paragraphs again. Have the student fill in the correct word or words in each sentence.

3. Listen and write

ī =	īndian	īnterest	īn	īf
	sīx	cīty	hīs	bīll
ī =	līe	pīe	dīe	tīe

d_____

p_____

h_____s

c_____ty

_____n

_____nterest

l_____

_____f

s_____x

b_____ll

_____ndian

t_____

six

pie

city

Indian

his

interest

bill

lie

die

if

tie

in

If you need help:

- Review the long and short i sounds. Tell the student the long i sound is sometimes spelled ie. Read the long i words in the box.

Have the student write in the correct letter. Have the student read the word and say the long or short i sound for each word. Have the student mark all long i's (i) in the words.

4. Read and write

STORY WORDS	-	others	most
-------------	---	--------	------

Mary Smith knows how important food is for a healthy body. Nutritious meals are made by using foods from the four food groups. Mary makes her meals by using the right amount of food from each of these groups.

Every food we eat can be put into one of the food groups. Some foods are more nutritious than others. Foods that have many vitamins and minerals are very good for your body. Mary wants to use the foods that have the most vitamins and minerals. Nutritious meals will help Mary's family be healthy. This is very important to her.

1. _____ meals are made by using food from the four food _____.
2. Foods that have many _____ and _____ are very good for your body.
3. Nutritious meals will help Mary's family be _____.

5. Homework

Please write

If you need help:

4. Read the story words with the student. Read the story with the student. Have the student read the story again. Have the student fill in the correct word or words for each sentence. Use the story to help fill in the correct words.
5. Have the student write the letter *z* then *z*.



Unit 10 - Nutrition

Lesson 108

1. New words

fruit	servings	bread	cereal	milk	meat
-------	----------	-------	--------	------	------

2. Read and write

Nutritious meals have foods from all of the four food groups. One of the four food groups is the fruit and vegetable group. You need to eat four servings from this group everyday. The next group is the bread and cereal group. You need four servings from this group every day.

Next is the milk group. You need two servings from this group everyday. The last group is the meat group. You need two servings from this group everyday. Many people eat more servings from this group than their body needs.

Use these food groups as a guide to plan your meals.

1. One of the four food groups is the _____ and vegetable group.
2. You need four servings from the bread and _____ group.
3. You need two servings from the meat group and the _____ group everyday.
4. Many people eat more servings from the _____ group than they need.

If you need help:

1. Read the new words with the student.
2. Read the paragraphs with the student. Have the student read the paragraphs again. Have the student fill in the correct word or words in each sentence.

3. Listen and write

ī =	īndian	īnterest	īn	īf
	sīx	cīty	hīs	bīll
ī =	bī	flī	crī	trī

_____ndian

_____nterest

s_____x

b_____

c_____ty

fl_____

_____n

h_____s

cr_____

_____f

b_____ll

tr_____

cry

interest

bill

his

if

by

in

fly

six

try

city

Indian

If you need help:

- Review the short and long i sounds and read the short i words in the box. Tell the student the long i sound is sometimes spelled y. Read the long i words in the box. Have the student write in the correct letter. Have the student read the word and say the long or short i sound for each word. Have the student mark all long i's (i) in the words.

4. Read and write

STORY WORDS	-	bread	serve	rice
		cereal	dessert	

Mary Smith is going to plan all her meals. She will use foods from the four food groups. She will begin her meal plan with a food from the meat group. Next, she will add servings from the fruit and vegetable group. She will get many vitamins and minerals from this group.

Mary's family likes bread. She will serve bread with this meal. Rice is a food in the bread and cereal group. Rice will be served with this meal.

Mary's children do not like milk. Mary will plan a dessert that has milk in it. She may have a dessert that has milk and fruit in it. Desserts can be nutritious if they are planned well.

1. Name the four food groups.
(1) _____ (2) _____ and _____
(3) _____ and _____ (4) _____
2. Rice is a food in the _____ and _____ group.

5. Homework

Please write

Handwritten practice lines for the letter 'y'. The first line shows a lowercase 'y' written on a set of three horizontal lines (top, middle-dashed, bottom). The second line shows a lowercase 'y' written on the same set of lines. The third line shows a lowercase 'y' written on the same set of lines.

If you need help:

4. Read the story words with the student. Read the story with the student. Have the student read the story again. Have the student fill in the correct word or words for each sentence.
5. Have the student write the letter *y, Y, z, and Z.*

Unit 10 - Nutrition

Lesson 109

1. New words

lunch	list	snacks	grocery
-------	------	--------	---------

2. Read and write

You can save money on food by planning your meals. Make a plan for one week. Plan the foods you will have for breakfast, lunch, and dinner. Plan the snacks you will eat. Make a list of every food you will need for the meals and snacks. List the foods in the order that you will find them in the grocery store.

Take the list to the grocery store. Buy the foods on the list. Do not buy food that is not on the list. Planning meals and making a list will help you save money.

1. You can save money by planning your _____.
2. Plan the foods you will have for _____ and _____.
3. Make a _____ of the food you need for meals and snacks.
4. Take your list to the _____ store.
5. Planning meals will help you save _____.

If you need help:

1. Read the new words with the student.
2. Read the paragraphs with the student. Have the student read the paragraphs again. Have the student fill in the correct word or words in each sentence.

3. Listen and write

i	=	in	if	his	six
i	=	right	night	high	light

h_____

h_____s

r_____t

_____n

s_____x

n_____t

_____f

l_____t

light

night

in

six

right

his

if

high

If you need help:

- Review the long and short i sounds. Tell the student the long i sound is sometimes spelled igh. Read the long i words in the box. Have the student write in the correct letter. Have the student read the word and say the long or short i sound for each word. Have the student mark all long i's (i) in the words.

4. Read and write

STORY WORDS - think should

Mary Smith makes her meal plans for the week every Wednesday. She grocery shops on Thursday. She plans every meal her family will eat.

Everyone in Mary's family likes snacks. Snacks will need to be in Mary's plans. She will plan her meals and snacks for one week. Next, she will make a grocery list. Mary will take this list to the store.

Mary may find some foods on sale at the store. She will need to think about these foods that are on sale. If they work into her meal plan she should use them. If not, she should not buy them. Buying food she does not need will cost Mary more money.

1. Mary will plan her _____ and _____ for one week.
2. When should you buy foods that are on sale? _____

5. Homework

Please write

lunch

snacks

If you need help:

4. Read the story words with the student. Read the story with the student. Have the student read the story again. Have the student fill in the correct word or words for each sentence.
5. Have the student write lunch, snacks.

Unit 10 - Nutrition

Lesson 110

1. New words

soup	drink
------	-------

2. Read and write

A nutritious meal plan is important. You need one serving from each of the four food groups. Plan to have vegetable soup. This is one serving from the fruit and vegetable group. The soup has meat in it, so you also have one serving of meat. Plan to have bread with the soup. This is one serving from the bread group. Drink milk with this meal. You have one serving from the milk group. You have a meal with one serving from all four food groups. You need to eat different foods from these groups everyday.

1. A nutritious meal will have one _____ from each of the four food groups.
2. Vegetable soup will give you one serving of _____ and _____.
3. If you drink _____, you will have one serving from the milk group.
4. You need to eat _____ foods from the four food groups each day.

If you need help:

1. Read the new words with the student.
2. Read the paragraph with the student. Have the student read the paragraph again. Have the student fill in the correct word or words in each sentence.

3. Listen and write

ī = Ī	Indian	īnterest	īn	īf
	sīx	cīty	hīs	bīll
ī = ī	child	fīnd	Frīday	
ī = nīnē	fīvē	tīmē	smīlē	
ī = līē	pīē	dīē	tīē	
ī = bīy	flīy	crīy	trīy	
ī = rīgh̄t	nīgh̄t	hīgh̄	līgh̄t	

night	Indian	if	in
fly	six	bill	his
pie	I	find	Friday
five	nine	smile	time
child	lie	tie	die
city	by	try	cry
right	light	high	interest
n____t	r____t	b____ll	h____
fl____	b____	____f	cr____
tr____	l____	t____me	____nterest
sm____le	____	c____ty	Fr____day
l____t	n____ne	ch____ld	d____
t____	s____x	f____ve	h____s
f____nd	____ndian	p____	____n

If you need help:

- Review the short i sound. Review the long i sound and ways it can be spelled. Read the words in the box with the student. Have the student mark all long i's (i) in the words. Have the student read the words. Have the student write in the correct letter. Have the student read the word and say the long or short i sound for each word.

4. Read and write

STORY WORDS - dish broccoli cheese salad

Nutritious meals do not have to be hard to make. Meals that are good for you do not have to take much time. A very healthy meal can be made in one dish. Sometimes a meat is put with a food from the cereal group. Chicken and rice are a good choice. Next, a vegetable is added to the dish. Broccoli is a good choice. A can of soup can go into the dish. Bread or crackers and cheese can be put on the top. Add a fruit salad to this meal. Serve milk to drink. This meal is nutritious. One or two foods from every food group are in this meal.

1. A very healthy meal can be made in one _____.
2. List what you can do to make a healthy meal in one dish.
 - a.
 - b.
 - c.
 - d.
 - e.

5. Homework

Please write

drink

soup

If you need help:

4. Read the story words with the student. Read the story with the student. Have the student read the story again. Have the student fill in the correct word or words for each sentence. Use the story to help fill in the correct words.
5. Have the student write drink, soup.

Unit 10 - Nutrition

Lesson 111

1. New words

pound	ingredients	tablespoon	recipes
ounce	abbreviations	teaspoon	

2. Read and write

Recipes tell us how to make different foods. They tell us how many people the food will serve. A recipe has a list of ingredients. The ingredients are the items needed to make the recipe. The recipe will tell us how much of each ingredient we need. Recipes use many abbreviations. Look at the list of abbreviations.

Abbreviations

Tablespoon	T or Tbls.
Teaspoon	t or tsp.
Cup	c
ounce	oz.
pound	lb.

1. A recipe has a list of _____.
2. The _____ will tell us how much of each ingredient we need.
3. The abbreviation for tablespoon is _____ or _____.
4. The abbreviation for teaspoon is _____ or _____.
5. The abbreviation for ounce is _____.
6. The abbreviation for pound is _____.

If you need help:

1. Read the new words with the student.
2. Read the paragraphs with the student. Have the student read the paragraphs again. Have the student fill in the correct word or words in each sentence.

3. Listen and write

ō	=	Ōctober	ōn	Ōliver	bōx	nōt	jōb
o	=	gō	sō	nō	ōpen	ōld	lōcal

l_____cal	_____liver
j_____b	n_____
_____ld	s_____
n_____t	_____n
b_____x	g_____
_____pen	_____ctober

October	box
go	open
on	not
so	old
Oliver	job
no	local

If you need help:

- Review the short o sound. Read the short o words in the box with the student. Tell the student the long o sound is the name of the letter o. Read the long o words in the box with the student. Have the student write the correct letter. Have the student read the words and say the long or short o sound for each word. Have the student mark all the long o's (o) in the words.

4. Read and write

People do not like to eat the same foods every week. It is good to make different foods. Different recipes will help you change your meals. A recipe will tell you many things. You should read all of the recipe first. It will list all the ingredients. After you read the ingredients you will know if you like the dish.

Recipe books will list abbreviations. These abbreviations will help you know how much of the ingredients to use.

1. Different _____ will help you change your meals.
2. A recipe will list all the _____.
3. Recipe books use _____ to help you know how much of the ingredients to use.

5. Homework

Please write

recipe

pound

If you need help:

4. Read the story with the student. Have the student read the story again. Have the student fill in the correct word or words for each sentence. Use the story to help fill in the correct words.
5. Have the student write recipe, pound.

Unit 10 - Nutrition

Lesson 112

1. New words

calories	high	butter	expensive
popcorn	good	fat	

2. Read and write

Snacks are a part of your food plan. They can be very expensive. Snacks need to be planned from the four food groups. Many snacks are high in calories and are not very nutritious.

Some snacks are good for you. Fruit is a very good snack. Look for snacks that are nutritious. Popcorn is a good snack. Children like to eat popcorn. Do not add butter to the popcorn. Butter adds fat and calories. Nutritious snacks are not high in calories.

1. Snacks can be very _____.
2. _____ and popcorn are good snacks.
3. Many snacks are high in _____.
4. Do not add _____ to the popcorn.
5. Butter adds _____ and _____.
6. Nutritious snacks are not high in _____.

If you need help:

1. Read the new words with the student.
2. Read the paragraphs with the student. Have the student read the paragraphs again. Have the student fill in the correct word or words in each sentence.

3. Listen and write

ō	=	Ōctober	ōn	Ōliver	bōx	nōt	jōb
o	=	smōkē	hōmē	phōnē	clōsē	thōsē	cōdē

c____de
 ____ctober
 ph____ne
 ____n
 h____me
 ____liver

cl____se
 b____x
 th____se
 n____t
 sm____ke
 j____b

smoke
 October
 those
 on
 close
 Oliver

box
 phone
 not
 code
 job
 home

If you need help:

- Review the long and short o sounds. Read the short o words in the box. Review the silent e rule. Read the long o words in the box with the student. Have the student write the correct letter. Have the student read the words and say the long or short o sound for each word. Have the student mark all the long o's (o) in the words.

4. Read and write

STORY WORD - too

Mary Smith's children like to have a snack everyday. Mary plans nutritious snacks for her children.

Mary's children like popcorn for a snack. Popcorn is a very nutritious snack and is not very expensive. Mary does not put butter on the popcorn. Butter adds fat. Mary does not want her children to eat too much fat. This is not healthy.

1. Write the name of a food that Mary gives her children for a snack. _____
2. Give two reasons that make popcorn a good snack.

3. Name a food Mary does not put on popcorn. _____
4. Give the reason Mary does not put butter on popcorn.

5. Homework

Please write

calorie

expensive

If you need help:

4. Read the story word with the student. Read the story with the student. Have the student read the story again. Have the student fill in the correct word or words for each sentence. Use the story to help fill in the correct words.
5. Have the student write calorie, expensive.

Unit 10 - Nutrition

Lesson 113

1. New words:

sugar	salt	weight
-------	------	--------

2. Read and write

Many snacks have too much sugar or salt. Too much sugar or salt is not good for your body. Many snacks have too much fat. They are high in calories. They do not have the vitamins and minerals the body needs. Snacks that are high in calories will make you put on weight.

Calories:	for one ounce		for one ounce
potato chips	150	apple	15
coke	12	banana	25
cookie	125	candy bar	160
grapes	20		

1. Many snacks have too much _____ or _____.
2. Many snacks do not have the _____ and _____ the body needs.
3. Snacks that are high in calories will make you put on _____.
4. One ounce of potato chips has _____ calories.
5. One ounce of grapes has _____ calories.

If you need help:

1. Read the new words with the student.
2. Read the paragraph and calorie chart with the student. Have the student read the paragraph again. Have the student fill in the correct word or words in each sentence.

3. Listen and write

ō	=	Ōctober	ōn	Ōliver	bōx	nōt	jōb
o	=	rōad	cōat	rōast	lōan	mōan	ōak

_____k	_____liver
m_____n	b_____x
n_____t	l_____n
j_____b	_____n
c_____t	r_____d
r_____st	_____ctober

Oliver	oak
roast	job
loan	road
box	October
not	coat
moan	on

If you need help:

- Review the long and short o sounds. Read the short o words in the box. Tell the student the long o sound is sometimes spelled oa. Read the long o words in the box. Have the student write the correct letter. Have the student read the words and say the long or short o sound for each word. Have the student mark all long o's (o) in the words.

4. Read and write

STORY WORDS - canned sometimes packed juice label fresh

Mary serves her children fresh fruits for snacks. Fresh fruits are better than canned fruits. Canned fruits may have sugar added. Sometimes Mary does buy canned fruits. She buys canned fruit that is packed in its own juice. She reads the label on the can. The label will say packed in its own juice. When Mary sees these words on the label, she knows sugar was not added.

1. Write the name of a food Mary serves her children for snacks. _____
2. _____ fruits are better than _____ fruits.
3. When Mary buys canned fruits, what words does she look for on the label? _____
4. Give the reason Mary buys canned fruit packed in its own juice. _____

5. Homework

Please write

sugar

salt

If you need help:

4. Read the story words with the student. Read the story with the student. Have the student read the story again. Have the student fill in the correct word or words for each sentence. Use the story to help fill in the correct words.
5. Have the student write sugar, salt.

Unit 10 - Nutrition

Lesson 114

1. New words

additives	processed
-----------	-----------

2. Read and write

You need to know what is in your food. Food additives are put into food when it is being made. Sugar and salt are the most used additives. Some additives are used to keep food fresh. Some additives make food more nutritious. Some additives make food look good.

Processed meats have many additives. Many people think the additives in processed meat are not good for your body. You need to eat meat that is not processed. Read the labels on the food that you eat.

1. _____ are put into food when it is being made.
2. Some additives are used to keep food _____.
3. Some additives make food more _____.
4. _____ meats contain many additives.
5. Many people think the _____ in processed meat are not good for your body.
6. Read the _____ on the foods that you eat.

If you need help:

1. Read the new words with the student.
2. Read the paragraphs with the student. Have the student read the paragraphs again. Have the student fill in the correct word or words in each sentence.

3. Listen and write

ó	=	October	ón	Oliver	bóx	nót	jób
ō	=	tōe	fōe	hōe	Jōe		
ō	=	ōwes	ōwn	shōw	slōw		

_____n	b_____x
J_____	_____n
j_____b	f_____
n_____t	sl_____
_____liver	_____es
h_____	t_____
sh_____	_____ctober
October	hoe
toe	show
owes	own
slow	Joe
foe	box
on	not
job	Oliver

If you need help:

- Review the long and short o sounds. Read the short o words in the box. Tell the student the long o sound is sometimes spelled oe or ow. Read the long o words in the box. Have the student write the correct letter on the line. Have the student read the words and say the long or short o sound for each word. Have the student mark all long o's (o) in the words.

4. Read and write

STORY WORDS - cold cuts red

Mary's family likes to eat cereal for breakfast. When Mary shops for cereal, she reads the ingredients on the box. She buys cereal that is not high in sugar. Cereal that has too much sugar added is not a healthy food.

Mary does not buy cold cuts for her family. Cold cuts are processed meats. Processed meats have additives. These additives are not good for the body.

Mary serves her family chicken and fish. Sometimes she serves red meat. Red meat has more fat than chicken and fish.

1. Mary's family likes to eat _____ for breakfast.
2. Mary does not buy cereal that is high in _____.
3. Give the reason Mary does not buy cold cuts.

4. List three meats Mary serves her family.

5. Homework

Please write

additive

processed

If you need help:

4. Read the story words with the student. Read the story with the student. Have the student read the story again. Have the student fill in the correct word or words for each sentence. Use the story to help fill in the correct word.
5. Have the student write additive, processed.

Unit 10- Nutrition

Lesson 115

1. New words

budget

2. Read and write

You want good food for the money you spend. Plan your meals from the four food groups. Make a list of the foods you need. This will help you save money.

A food budget will help you know how much money you can spend on food every week. A budget is a plan for spending your money. Food is expensive but you can save money with a food budget. The grocery stores put different foods "on special" every week. The "specials" will cost less. Buying some foods "on special" will help you save money.

1. Plan your meals from the four _____.
2. A food _____ will help you know how much money you can spend on food.
3. A budget is a _____ for spending your money.
4. You can save money with a _____ budget.
5. Grocery stores put different foods " _____ " every week.
6. Buying some foods "on special" will help you save _____.

If you need help:

1. Read the new word with the student.
2. Read the paragraphs with the student. Have the student read the paragraphs again. Have the student fill in the correct word or words in each sentence.

3. Listen and write

ō =	Ōctober	ŏn	Ōliver	bŏx	nŏt	jŏb
ō =	gō	sō	nō	ōpen	ōld	lōcal
ō =	smōkē	hōmē	phōnē	clōsē	thōsē	cōdē
ō =	rōād	cōāt	rōāst	lōān	mōān	ōāk
ō =	tōē	fōē	hōē	Jōē		
ō =	ōwes	ōwn	shōw	slōw		

oak	close	so	own
smoke	open	phone	Joe
local	box	coat	loan
not	Oliver	show	foe
old	home	owes	on
job	no	slow	code
those	roast	toe	go
moan	October	hoe	road
_____ctober	_____liver	_____pen	ph_____ne
g_____	n_____	b_____x	c_____t
c_____de	h_____me	n_____t	f_____
r_____d	r_____st	_____ld	sl_____
t_____	h_____	th_____se	l_____n
_____es	sh_____	m_____n	cl_____se
_____n	_____n	_____k	l_____cal

If you need help:

- Review the short o sound. Review the long o sound and ways it can be spelled. Read the words in the box with the student.
Have the student mark all the long o's (o) in the words. Have the student read the words.
Have the student write in the correct letter. Have the student read the words and say the long or short o sound for each word.

4. Read and write

STORY WORDS - shopping only free

Mary gets paid weekly. She shops for food weekly. She plans a weekly food budget. She plans each meal she will serve her family. She plans snacks. She makes a shopping list.

Mary looks in the newspaper for foods that are on sale. She plans some meals from foods on sale. She buys the foods that are on sale only if they are in her weekly food plan.

Sometimes a food store will have a "buy one, get one free" sale. Mary looks for sales like this. Mary gets more for her money this way.

Mary saves money with a food budget. She saves money by planning meals and snacks. She saves money by planning meals and using foods that are on sale.

1. List four ways Mary saves money on food.
 - a. _____
 - b. _____
 - c. _____
 - d. _____

5. Homework

Please write

budget

fresh

If you need help:

4. Read the story words with the student. Read the story with the student. Have the student read the story again. Have the student fill in the correct word or words for each sentence. Use the story to help fill in the correct words.
5. Have the student write budget, fresh.

Unit 10 - Nutrition

Lesson 116

1. New words

coupons	expiration date	double
---------	-----------------	--------

2. Read and write

You can save money by making a grocery list and using a food budget. You can save more money by using coupons. You can buy an item for less money if you have a coupon. The grocery store must subtract the amount of money on the coupon from the cost of the item. Some grocery stores will double the amount of money on your coupon. At these stores you save more money.

Coupons have an expiration date. The coupon can be used before this date. After the expiration date, the coupon cannot be used. Some coupons say, "No Expiration Date". These coupons can be used when you need them. Coupons can make food less expensive.

1. You can save money by making a grocery _____ and using a food _____.
2. _____ help you buy food for less money.
3. Some grocery stores will _____ the amount of money on your coupon.
4. After the _____ the coupon cannot be used.

If you need help:

1. Read the new words with the student.
2. Read the paragraphs with the student. Have the student read the paragraphs again. Have the student fill in the correct word or words in each sentence.



3. Listen and write

ŭ = ŭp	ŭncle	ŭs	ŭnder
	cŭp	jŭnk	jŭmp
ū = hūgē	ūsē	amūsē	fūsē

h____ge	am____se
c____p	m____ch
____p	____s
____se	f____se
j____nk	j____mp
____ncle	____nder

fuse	use
jump	junk
under	uncle
amuse	huge
much	cup
us	up

 If you need help:

- Review the short **u** sound. Read the short **u** words in the box with the student. Tell the student the long **u** sound is the name of the letter **u**. Review the silent **e** rule. Read the long **u** words in the box with the student. Have the student write the correct letter. Have the student read the words and say the long or short **u** sound for each word. Have the student mark all the long **u**'s (**u**) in the words.

4. Read and write

On Wednesday Mary Smith got some cereal coupons in the mail. The words, "Save 50¢", were on each coupon. The expiration date on each coupon was December 31, 1989.

On Thursday Mary went grocery shopping. One of the foods on Mary's grocery list was cereal. Mary used a cereal coupon. She gave the coupon to the girl at the checkout. Mary saved 50¢ on her grocery bill.

1. What did Mary get in the mail? _____
2. What was the expiration date on the coupons? _____
3. How much money did Mary save on her grocery bill?

5. Homework

Please write

double

coupon

If you need help:

4. Read the story with the student. Have the student read the story again. Have the student fill in the correct word or words for each sentence. Use the story to help fill in the correct words.
5. Have the student write double, coupon.

Unit 10 - Nutrition

Lesson 117

1. New words

taste

2. Read and write

A food label tells us about the food. A food label has five things on it:

1. Name of food
2. Name and address of company making the food
3. Weight of food
4. Words telling about the food
5. Ingredients listed in order from the largest amount to the smallest amount.

Additives are listed under ingredients. Additives are added to foods to make them look or taste good.

Example - Label from a can of corn

Whole Kernel (4) Corn (1)	Ingredients (5):
The Food Company (2)	corn
Box 123	water
Greenville, S.C.	salt
16 oz. (3)	

1. A food _____ tells us about the food.
2. Sixteen ounces is the _____ of the corn.
3. Additives make food look and _____ good.

If you need help:

1. Read the new word with the student.
2. Read the sentences, list, and label with the student.
Have the student fill in the correct word or words in each sentence.

3. Listen and write

ū	=	ŭp	ŭncle	ŭs	ŭnder
		cŭp	jŭnk	mŭch	jŭmp
ū	=	hūman	fūture	compūter	menū

_____p

_____s

c_____p

m_____ch

h_____man

men_____

_____ncle

_____nder

j_____nk

j_____mp

f_____ture

comp_____ter

computer

future

jump

junk

under

uncle

us

up

much

cup

menu

human

If you need help:

- Review the long and short u sounds. Read the short u words in the box. Review the long u sound. Remind the student that words sometimes have more than one part. Read the long u words in the box with the student. Have the student write the correct letter. Have the student read the words and say the long or short u sound for each word. Have the student mark all the long u's (u) in the words.

4. Read and write

Mary is a very smart shopper. She reads food labels. Food labels let Mary know what is in the food. These are called ingredients. Additives are listed as ingredients.

A can of corn is on Mary's grocery list. The food label lists corn, water, and salt as ingredients. Salt is an additive.

A can of vegetable soup is on Mary's grocery list. The food label lists all the ingredients in the soup. The food label also lists vitamins and minerals. The amount of fat and salt are listed. The number of calories in a serving are listed.

1. How does Mary know what is in the food she buys?

2. Write the name of an additive that is in a can of corn.

3. What things are listed on the soup label?

(1) _____

(2) _____

(3) _____

(4) _____

(5) _____

(6) _____

5. Homework

Please write

label

taste

If you need help:

4. Read the story with the student. Have the student read the story again. Have the student fill in the correct word or words for each sentence.
5. Have the student write label, taste.

Unit 10 - Nutrition

Lesson 118

1. New words

restaurants	fast
-------------	------

2. Read and write

Many people like to eat at fast food restaurants. It costs more money to eat at a restaurant than to eat at home. Fast food is not very nutritious. Fast food is very high in fat. It is also high in calories. We need to eat foods that are nutritious and have less calories.

Making your lunch at home and taking it to work is a good plan. It costs less and it is more nutritious. If you can take fruit drinks and nutritious snacks with you, you will not have to buy drinks. You can save money and have more nutritious food.

1. People like to eat at fast food _____.
2. It costs _____ to eat at a restaurant that it does to eat at home.
3. Fast food is high in _____ and _____.
4. We need to eat foods that have less _____.
5. Making your _____ at home saves money.
6. Take _____ snacks and fruit drinks with you.

If you need help:

1. Read the new words with the student.
2. Read the paragraphs with the student. Have the student read the paragraphs again. Have the student fill in the correct word or words in each sentence.

3. Listen and write

ǔ = ŷp	ŷncle	ŷs	ŷnder
	cŷp	jŷnk	mŷch
ū = hūgø	ūsø	amūsø	fūsø
ū = hūman	fūture	compūter	menū

future

human

use

huge

junk

cup

uncle

up

computer

menu

fuse

amuse

jump

much

under

us

____p

____ncle

c____p

j____nk

h____ge

____se

h____man

f____ture

____s

____nder

m____ch

j____mp

am____se

f____se

men____

comp____ter

 If you need help:

- Review the short u sound. Review the long u sound and ways it can be spelled. Read the words in the box with the student.
 Have the student mark all the long u's (u) in the words. Have the student read the words.
 Have the student write in the correct letter. Have the student read the words and say the long or short u sound for each word.

4. Read and write

Mary does not eat at fast food restaurants. Fast food is high in fat and calories. She takes her lunch to work. She does not have the money to eat at a restaurant. She takes a nutritious lunch each day. Today she is having vegetable soup, a cheese sandwich, an apple, and water to drink. Mary drinks six (6) to eight (8) glasses of water a day. Her body needs water to be healthy. This lunch is not high in fat or calories.

1. Does Mary eat fast foods? _____ Give three reasons why she does not. (1) _____
(2) _____ (3) _____
2. Is Mary's lunch nutritious? _____ List the foods she is having for lunch today. _____,
_____, _____.
3. What does Mary drink for lunch? _____ How much water does she drink each day? _____

5. Homework

Please write

fast

less

If you need help:

4. Read the story with the student. Have the student read the story again. Have the student fill in the correct word or words for each sentence. Use the story to help fill in the correct words.
5. Have the student write fast, less.

Unit 10 - Nutrition

Lesson 119

1. New words

convenience	prepared	cake	heated	mix
-------------	----------	------	--------	-----

2. Read and write

Convenience foods are foods that are prepared by the food company. Less work is needed before eating these foods. The food company does the work for you. Convenience foods cost more. They help you to do less work. Many convenience foods need to be heated, then served.

Canned vegetable soup is an example of a convenience food. Cake mix is also a convenience food. When you buy convenience foods look at the cost. Some convenience food are very expensive.

1. _____ are prepared by a food company.
2. Less _____ is needed before eating the food.
3. Some convenience foods need to be _____.
4. _____ and _____ are two convenience foods.
5. Some convenience foods are very _____.

If you need help:

1. Read the new words with the student.
2. Read the paragraphs with the student. Have the student read the paragraphs again. Have the student fill in the correct word or words in each sentence.

3. Listen

y = e =	company	delivery	happy	city
	daily	currency	many	

y = i =	cry	try	by	fly
	why	sky	my	

4. Listen and write

cit_____	compan_____	wh_____
cr_____	currenc_____	fl_____
man_____	deliver_____	sk_____
tr_____	happ_____	m_____
b_____	dail_____	

y = e

y = i

1. _____
2. _____
3. _____
4. _____
5. _____
6. _____
7. _____

1. _____
2. _____
3. _____
4. _____
5. _____
6. _____
7. _____

If you need help:

3. Teach the **y=e** sound using the words: company, delivery, happy, city, daily, currency, many.
Teach the **y=i** sound using the words: cry, try, by, fly, why, sky, my.
4. Have the student write the **y=e** and **y=i** words correctly.
Have the student read each word.
Have the student write the **y=e** and **y=i** words in the correct column.

5. Read and write

STORY WORD - mixing only

Mary buys canned soup. This is a convenience food. Canned soup only needs to have water added. Next, it is heated and served. This saves Mary time. Canned soup is not expensive.

Mary buys a cake mix. This is a convenience food also. The mixing takes less time. Cake mix is not expensive.

Mary cannot buy many convenience foods. They save time, but many of them are too expensive.

1. List two convenience foods Mary buys. _____

2. Give one reason Mary does not buy many convenience foods.

6. Homework

Please write

If you need help:

5. Read the story words with the student. Read the story with the student. Have the student read the story again. Have the student fill in the correct word or words for each sentence. Use the story to help fill in the correct words.
6. Have the student write convenience, prepared.

Unit 10 - Nutrition

Lesson 120

1. Review words

bread and cereal	additives	Tbls. or T
fruit and vegetable	popcorn	tsp. or t
restaurants	double	meat
breakfast	weight	milk
processed	fruit	c.
convenience		

2. Read and write

1. Children need to eat _____ before they go to school.
2. List the four food groups: (1) _____
(2) _____ (3) _____ (4) _____
3. Give the abbreviations for: tablespoon _____
teaspoon _____, and cup _____.
4. _____ and _____ are snacks that are good for you.
5. Sugar and salt are two _____.
6. _____ meats have many additives.
7. The _____ of a food will be listed on the label.
8. Some grocery stores will _____ your coupons.
9. People like to eat at fast food _____.
10. _____ foods are prepared by a food company.

If you need help:

1. Read the review words with the student.
2. Have the student fill in the correct word or words in each sentence.

3. Review

y = e =	company	delivery	happy	city
	daily	currency	many	
y = i =	cry	try	by	fly
	why	sky	my	

4. Listen and write

ytic _____ anmy _____ paphy _____
ilayd _____ rcy _____ pcomyna _____
lyf _____ ytr _____ yreviled _____
yb _____ yhw _____ crecurny _____
ym _____ kys _____

1. Chip White lives in the _____.
2. When do _____ doctors want patients to pay for services?
3. The clown is _____.
4. Do you work for a big _____?
5. A _____ is on the flower.
6. _____ book is on the table.
7. _____ do you go to school?
8. I will _____ to get a better job.

If you need help:

3. Review the y=e sound using the words: company, delivery, happy, city, daily, currency, many.
Review the y=i sound using the words: cry, try, by, fly, why, sky, my.
4. Have the student write the y=e and y=i words correctly.
Have the student read the words.
Have the student fill in the correct word for each sentence. Have the student read the sentence.

5. Read and write

STORY WORDS - weight exercise between fewer

April Fish has put on too much weight. She does not get very much exercise. She eats snacks between meals. Many of the snacks April eats have too much fat. Some of her snacks have too much sugar. These kinds of snacks are not very healthy. Fats and sugar are high in calories. Too many calories will make April put on weight. Exercise uses the calories we eat. The more we exercise the more calories are used. Exercise also makes our body healthy. To lose weight April should eat fewer calories and exercise more.

1. What two things are making April put on weight?
1) _____ 2) _____
2. April's snacks have too much _____ and _____.
3. What two things should April do to lose weight?
1) _____ 2) _____

6. Homework

Please write

exercise

weight

If you need help:

5. Read the story words with the student. Read the story with the student. Have the student read the story again. Have the student fill in the correct word or words for each sentence. Use the story to help fill in the correct words.
6. Have the student write exercise, weight.



Order Information

Outside South Carolina

To purchase additional workbooks, videotapes, or to inquire about reprinting and tape duplication, write:

S.C. ETV Marketing
P.O. Drawer L
Columbia, SC 29250-2712

or call 1-800-553-7752

Inside South Carolina

Contact:

Office of Adult Education
Room 209-A
State Department of Education
Rutledge Building
1429 Senate Street
Columbia, SC 29201

or call 1-800-922-1109

Learning for Living

A Series of Lessons for the Adult Learner

Book 7

A cooperative project of




The Adult Education Division
School District of Greenville County
Greenville, S.C.
Dr. Thomas E. Kerns
Superintendent



WYFF-TV
Greenville, S.C.
Douglas A. Smith
Vice President &
General Manager



South Carolina ETV
Columbia, S.C.
Henry J. Cauthen
President &
General Manager



Partially funded by a Section 310, Adult Education Act
P.L. 91-20 and Amendments Grant
through the Office of Adult Education
South Carolina State Department of Education
Dr. Barbara S. Nielsen
State Superintendent of Education
and
The Greenville Alliance for Quality Education

BEST COPY AVAILABLE

A Note to Teachers and Volunteer Tutors

Directions below the line of stars on each page are written for a helper that the student may have in his or her home or neighborhood. This helper may possess marginal reading skills; therefore, the directions have been simplified to meet this need.

A teacher or tutor working with an individual or a group of individuals can expand on these directions to meet the needs of his or her particular student or students. Lessons may be taught with or without the accompanying videos which may be turned off or rerun as needed. Each lesson can be expanded into a one and one-half or two hour time frame at the discretion of the teacher or tutor.

Life coping skills information may, on occasion, need to be adapted to the customs and regulations in the community or state where the student or students reside.

Authors

Ann L. Nickles Libby E. Smith
Jo an L. Boehm Carol W. Petty

Layout and Graphics

Connie L. Cox

Copyright ©1988 School District of Greenville County, South Carolina

All rights reserved. Permission is given for non-profit agencies to reproduce this material to be used for teaching students without cost to the student. This material cannot be reproduced and sold.

TABLE OF CONTENTS
LEARNING FOR LIVING
BOOK 7

UNIT 11 YOU AND YOUR HEALTH

Lesson 121	Born, Where, Lose, Safe; Sounds for g = g, g = j; Capitalization	361
Lesson 122	Family Planning Clinic, Pregnancy, Physical Examination, Women; Sounds for f = f, ph = f, gh = f; Capitalization	364
Lesson 123	Medicaid, Clinic; Sounds for r = r, wr = r, n = n, kn = n; Capitalization	367
Lesson 124	Nursing, Skilled, Therapy, Personal Care Aide; Sounds for m = m, mb = m, le = ul	370
Lesson 125	Testing, Venereal Diseases, AIDS, Prenatal; Singular and Plural, Capitalization	373
Lesson 126	Poison Control, Ipecac Syrup, Drug Store; Singular and Plural; Capitalization	376
Lesson 127	First Aid, Kit, Red Cross, Accident; Singular and Plural; Capitalization Rules	379
Lesson 128	Burns, Blisters, Degree, Blisters, Cold; Singular Possessive; Capitalization Rules	382
Lesson 129	Safety, Child-proof, Cabinet, Electrical Outlets; Plural Possessive; Sentences	385
Lesson 130	Smoking, Lung Cancer, Kinds, Causes; Adding d and ed to words; Sentences	388
Lesson 131	Drugs, Alcohol; Adding er and est to Words; Exclaiming Sentences	391
Lesson 132	Nurse, Older, Bed; Adding ful to Words, Telling, Asking, and Exclaiming Sentences	394
Lesson 133	Temperature, Thermometer, Aspirin, Dosage, Tylenol, Directions; Adding ing; Nouns	397
Lesson 134	Symptoms, Fever, Alert, Worried, Answers; Vowel Sound ar; Proper Nouns	400
Lesson 135	Directions, Medicine, Capsule, Tablets; Vowel Sound er, ir, ur; Common Nouns	403
Lesson 136	Abuse, Young; Vowel Sound for or; Common and Proper Nouns	406
Lesson 137	Alcoholics Anonymous, Beer, Addicted; Vowel Sound ou, ow; Contractions	409
Lesson 138	Walk, Mile, Best; Vowel Sounds oo = oo, oo = oo; Forming Contractions	412
Lesson 139	Review You and Your Health Vocabulary; Vowel Sound aw, au; Writing Contractions	415
Lesson 140	Review You and Your Health Vocabulary; Vowel Sound oy, oi; Writing Contractions	418

Unit 11 - You and Your Health
Lesson 121

1. New words

born	lose	safe	where
------	------	------	-------

2. Read and write

There is a Health Department in your county. You can go to the Health Department for many things. If you have a baby, you will need to get a birth certificate at the Health Department. There will be a small charge for the birth certificate.

If you lose your birth certificate, you can get a new one. Write or call the Health Department in the county where you were born. The Health Department will send you a new birth certificate. There will be a small charge. Put your birth certificate in a safe place.

1. There is a _____ in your county.
2. You can get your baby's _____ at the Health Department.
3. If you lose your birth certificate, you can get a _____ one.
4. You can get a new birth certificate at the Health Department in the _____ where you were born.
5. A birth certificate needs to be in a _____ place.

If you need help:

1. Read the new words with the student.
2. Read the paragraphs with the student. Have the student read the paragraphs again. Have the student fill in the correct words in each sentence.

3. Listen

<u>g = g</u> = girl	gave	good	give
	gas	game	go
<u>g = j</u> = age	page	edge	change
	wage	cage	range
		range	strange

4. Listen and write

_____as	ran_____e	_____ame
wa_____e	_____ive	a_____e
_____ave	_____o	stran_____e
ca_____e	_____irl	ed_____e
_____ood	pa_____e	_____et
chan_____e		

g = g

g = j

1. _____
2. _____
3. _____
4. _____
5. _____
6. _____
7. _____
8. _____

1. _____
2. _____
3. _____
4. _____
5. _____
6. _____
7. _____
8. _____

If you need help:

3. Review the g sound using the words girl, gave, good, give, gas, game, go, get. Teach the g = j sound using the words age, page, edge, change, wage, cage, range, strange.
4. Have the student write the letter g in each word. Have the student read the word and say the sound for the letter g in that word. Read the words in the box to the student. Have the student write the words in the g = g or g = j column.

5. Read

STORY WORDS - getting retire

- 1) Jane Glass is getting ready to retire. She is 65 years old. She has worked at The Mill for 35 years.
- 2) Jane needs to get a copy of her birth certificate. The birth certificate will show that Jane is 65 years old.
- 3) Jane was born in Greer, South Carolina. The city of Greer is in the county of Greenville. She will call the Greenville County Health Department. She will ask them to mail a copy of her birth certificate. Jane will have to pay a small charge for this service.

6. Read and write

Examples: A. The man will buy a car.
B. Cash the check today.

1. help your brother with his car.
2. we will go home today.
3. she will fix the food.
4. charge the bill to my account.
5. each girl will return the envelope.
6. come to dinner with your friend.

If you need help:

5. Read the story words with the student. Read the story with the student. Have the student read the story again.
6. Go over this capitalization rule with the student: Begin the first word of every sentence with a capital letter. Have the student read the sentences in the examples and underline the capital letter at the beginning of each sentence. Have the student underline the letter in sentences 1-6 that should be capitalized. Have the student write the capital letter over the letter he has underlined.

Unit 11 - You and Your Health
Lesson 122

1. New words

Family Planning Clinic	pregnancy	program	babies
physical examination	pregnant	control	women
nutrition			

2. Read and write

The Health Department has a Family Planning Clinic. This clinic gives all patients a physical examination. The Family Planning Clinic gives information about birth control. They also give free pregnancy tests.

The Health Department has a nutrition program for pregnant women, babies, and small children. It is called WIC. This program helps pregnant women, babies, and small children have more nutritious foods. WIC coupons are used to buy special nutritious foods at the grocery store.

1. There is a _____
at the Health Department.
2. The Family Planning Clinic gives information about
_____.
3. The Health Department has a nutrition program called
_____.
4. WIC _____ are used to buy nutritious foods.

If you need help:

1. Read the new words with the student.
2. Read the paragraphs with the student. Have the student read the paragraphs again. Have the student fill in the correct words in each sentence.

3. Listen

f = f =	fire	female	fix	five	form	fill
ph = f =	phone	telephone	nephew	physical		
gh = f =	laugh	enough	cough	tough		

4. Listen and write

____ire	____emale	____ix
____one	tele____one	ne____ew
lau____	cou____	enou____
____ive	____orm	____ill
tou____	____ysical	

<u>f = f</u>	<u>ph = f</u>	<u>gh = f</u>
1. _____	1. _____	1. _____
2. _____	2. _____	2. _____
3. _____	3. _____	3. _____
4. _____	4. _____	4. _____
5. _____		
6. _____		

If you need help:

3. Review the f sound using the words fire, female, fix, five, form, fill.
Teach the ph = f sound using the words phone, telephone, nephew, physical.
Teach the gh = f sound using the words laugh, enough, cough, tough.
4. Have the student write the letter or letters f, ph, or gh in each word. Have the student read the words.
Read the words in the box to the student. Have the student write the words in the f = f, ph = f, gh = f column.

5. Read

STORY WORD - learned

- 1) Pam Brown went to the Health Department today. She had a pregnancy test. Pam learned from the pregnancy test that she was pregnant. Pam did not have to pay for the pregnancy test. It was free.
- 2) Pam learned that she needs to eat nutritious foods. Eating nutritious foods will help Pam have a healthy pregnancy.
- 3) Pam is on a nutrition program at the Health Department. It is called WIC. On the WIC program, Pam will get special coupons. Pam will use these WIC coupons to buy nutritious foods at the grocery store.

6. Read and write

- Examples:
- A. Mr. R. C. Brown was the name on the door.
 - B. He is married to Ann Ash.
 - C. Bob and I will go to school with you.

1. my son, jim, has a friend named shirley.
2. frank banks married mary smith last week.
3. i am going to save more money.
4. sam and i will find the number in the telephone book.
5. the letter was addressed to j.o. jones.

If you need help:

5. Read the story word with the student. Read the story with the student. Have the student read the story again.
6. Go over these capitalization rules with the student: Begin all names of people with a capital letter. Begin the letter I with a capital letter when it is used as a word. All initials are capitalized. Have the student read the sentences in the examples. Have the student find and underline the capital letters. Have the student underline the letters in sentences 1-5 that should be capitalized. Have the student write the capital letter over the letter he has underlined.

Unit 11 - You and Your Health

Lesson 123

1. New words

Medicaid	clinic	who
----------	--------	-----

2. Read and write

The Health Department has a Child Health Clinic. It gives physical examinations to new babies and children up to two years old. The Child Health Clinic has many other services for children, ages 2-21, who are on Medicaid.

Immunizations or shots are free at the Health Department. Children have to have their immunizations before they can go to school. Parents can take their children to the Health Department. All of the shots will be free. The Health Department will give the parents an immunization record. The parents have to have this immunization record before the child can go to school.

1. There is a _____ at the Health Department.
2. The Child Health Clinic gives _____ to new babies and children up to two years old.
3. Immunizations or _____ are free at the Health Department.
4. The Health Department will give the parents an _____.

If you need help:

1. Read the new words with the student.
2. Read the paragraphs with the student. Have the student read the paragraphs again. Have the student fill in the correct words in each sentence.

3. Listen and write

r = r = right	race	rain	read
wr = r = write	wrong	wrap	wrist

____ ight ____ ain ____ ace ____ ead
 ____ ite ____ ap ____ ong ____ ist

r = r

wr = r

- | | | | |
|----------|----------|----------|----------|
| 1. _____ | 3. _____ | 1. _____ | 3. _____ |
| 2. _____ | 4. _____ | 2. _____ | 4. _____ |

n = n = name	new	nine	no
kn = n = knee	knew	knife	know

____ ee ____ ife ____ ew ____ ow
 ____ ine ____ ame ____ o ____ ew

n = n

kn = n

- | | | | |
|----------|----------|----------|----------|
| 1. _____ | 3. _____ | 1. _____ | 3. _____ |
| 2. _____ | 4. _____ | 2. _____ | 4. _____ |

If you need help:

- Review the r sound using the words right, race, rain, read.
 Teach the **wr = r** sound using the words write, wrong, wrap, wrist.
 Have the student write the letter or letters r or wr in each word. Have the student read the word.
 Read the words in the box to the student. Have the student write the words in the r = r or wr = r column.
- Review the n sound using the words name, new, nine, no.
 Teach the **kn = n** sound using the words knee, knew, knife, know.
 Have the student write the letter or letters n or kn in each word. Have the student read the words.
 Read the words in the box to the student. Have the student write the words in the n = n or kn = n column.

4. Read

STORY WORDS - diseases given

1) Jill Glass takes her children to the Child Health Clinic at the Health Department. The children are given physical examinations at the Child Health Clinic. They are also given immunizations or shots at the Health Department. These shots are free.

2) It is important that the children get their immunizations. The immunizations keep the children from getting many diseases. The children need to have all of their immunizations before they can go to school.

3) When her children are ready to go to school, Jill will need their immunization records.

5. Read and write

Examples: A. I live in Greenville, South Carolina.
B. My address is 113 Book Street.

1. is greenville a state in south carolina?
2. columbia is a city in south carolina.
3. would you like to live in chapel hill?
4. his old address is 244 bank street.
5. new york is a special city.

If you need help:

4. Read the story words with the student. Read the story with the student. Have the student read the story again.
5. Go over this capitalization rule with the student: The name of a city, a state, or a street begins with a capital letter. Have the student read the sentences in the examples and underline the capital letters. Have the student underline the letters in sentences 1-5 that should be capitalized. Have the student write the capital letter over the letter he has underlined.

Unit 11 - You and Your Health

Lesson 124

1. New words

nursing	skilled	therapy	speech
cooking	Personal Care Aide		

2. Read and write

Home Health Services is a special program. It is for people who need skilled nursing care at home. Physical therapy and speech therapy are also given in the home. The care is given under the orders of the patient's doctor.

The Personal Care Aide Program is for people who need help to live at home. A Personal Care Aide comes to the home. She helps the patient with the housework and cooking. She helps the patient do things that he or she cannot do. The personal care aide helps many people stay in their homes.

1. _____ is for people who need skilled nursing care at home.
2. _____ therapy and _____ therapy are given in the home.
3. The home care is given under the orders of a _____.
4. The _____ Program is for people who need help to live at home.
5. The Personal Care Aide helps the patient with _____ and _____.

If you need help:

1. Read the new words with the student.
2. Read the paragraphs with the student. Have the student read the paragraphs again. Have the student fill in the correct words in each sentence.

3. Listen and write

m = m = form	ham	him	them
mb = m = climb	bomb	dumb	thumb
	crumb	limb	lamb

for_____ du_____ ha_____ thu_____

hi_____ cru_____ the_____ li_____

cli_____ la_____ bo_____

m = m

mb = m

- | | | |
|----------|----------|----------|
| 1. _____ | 1. _____ | 5. _____ |
| 2. _____ | 2. _____ | 6. _____ |
| 3. _____ | 3. _____ | 7. _____ |
| 4. _____ | 4. _____ | |

le = ul = little	bottle	table
	fiddle	middle
		bicycle

litt_____ midd_____

bott_____ tab_____

fidd_____ bicyc_____

If you need help:

3. Review the **m** sound using the words: form, ham, him, them.

Teach the **mb = m** sound using the words: climb, bomb, dumb, thumb, crumb, limb, lamb.

Have the student write the letter m or letters mb in each word. Have the student read the word.

Read the words in the box to the student. Have the student write the words in the **m = m** or **mb = m** column.

Teach the **le = ul** sound using the words: little, bottle, table, fiddle, middle, bicycle.

Have the student write the letters le in each word. Have the student read the word.

4. Read

- 1) Betty Weeks has been in the hospital. She is going home today. She will have to have skilled nursing care at home.
- 2) The Health Department has a program called Home Health Services. People from Home Health Services will go to Betty's home. They will take care of Betty. They will do what Betty's doctor tells them to do.
- 3) A Personal Care Aide from the Health Department will go to Betty's home. The Personal Care Aide will do Betty's housework. She will also cook meals for Betty.

5. Read and write

Examples: A. I will write the check in January.
B. Write Feb. 4 on the line.

1. sometimes we write jan. for january.
2. the order will come in march or april.
3. the call was made on mar. 22.
4. would you please answer by august?
5. may, june, and july do not have an abbreviation.
6. the letter will be mailed on sept. 5 or oct. 5.

If you need help:

4. Read the story with the student. Have the student read the story again.
5. Go over this capitalization rule with the student: The names of the months of the year and their abbreviations are capitalized. Have the student read the sentences in the examples. Have the student find and underline the capital letters in those sentences. Have the student underline the letters in sentences 1-6 that should be capitalized. Have the student write the capital letter over the letter he has underlined.

Unit 11 - You and Your Health

Lesson 125

1. New words

testing	venereal diseases	AIDS	prenatal	treatment
---------	-------------------	------	----------	-----------

2. Read and write

The Health Department has many services. This is a list of some of the services of the Health Department:

1. Child Health Clinic - physical examinations for new babies and children to age two. Medical services to children, ages 2-21, on Medicaid.
2. WIC - nutrition program for women, babies, and small children.
3. Immunizations - shots free to all.
4. Family Planning Clinic - free physical examination and information about birth control. Free pregnancy tests are given.
5. Pregnancy - prenatal care at Clinics.
6. Home Health Services - skilled nursing care for patients at home.
7. Personal Care Aide - helps the patient with housework and cooking.
8. Venereal Diseases - testing and treatment.
9. AIDS - testing and other services.

1. _____ gives skilled nursing care at home.

2. _____ is a nutrition program for women, babies, and small children.

3. _____ gives physical examinations to new babies and children to age two.

4. _____ gives information about birth control.

If you need help:

1. Read the new words with the student.
2. Read the sentences with the student. Have the student read the sentences again. Have the student fill in the correct words in each sentence.

3. Listen

dollar	dollars <u>s</u>	cent	cents <u>s</u>
bill	bills <u>s</u>	check	checks <u>s</u>
girl	girls <u>s</u>	adult	adults <u>s</u>

class	classes <u>s</u>	glass	glasses <u>s</u>
address	addresses <u>s</u>	pass	passes <u>s</u>
cross	crosses <u>s</u>		

4. Listen and write

adult_____ girl_____ cross_____

address_____ check_____ bill_____

pass_____ dollar_____ cent_____

class_____ glass_____

If you need help:

3. Teach singular (one) and plural (more than one) by adding the letter s. Use the words dollar, cent, bill, check, girl, adult, and their plurals.
Teach singular and plural by adding the letters es to words ending in ss using the words class, glass, address, pass, cross, and their plurals.
4. Have the student write s or es to make a correct word.
Have the student read the word.

5. Read

1) The Health Department has many services. These services help many people. Go by or call the Health Department in your county. Find out what services they have. Many of the services at the Health Department are free. Pregnancy tests are free. Immunizations or shots are free. Free physical examinations are given.

2) Testing for AIDS is given at the Health Department. Also testing and treatment for venereal diseases are given.

6. Read and write

Examples: A. Christmas is a special day of the year.
B. The gas bill is due Tuesday.

1. monday will be the first day of my new job.
2. wednesday is the day i do not have to work.
3. thanksgiving is a holiday in november.
4. last thurs. and fri. i was sick.
5. the first holiday of the year is new years.
6. i will go home for christmas.
7. saturday is the day i go to see my sister.
8. we have a special dinner on sunday.

If you need help:

5. Read the story with the student. Have the student read the story again.
6. Go over these capitalization rules with the student: The names of the days of the week and their abbreviations are capitalized. Special days of the year are capitalized. Have the student read the sentences in the examples. Have the student find and underline the capital letters in those sentences. Have the student underline the letters in sentences 1-8 that should be capitalized. Have the student write the capital letter over the letter he has underlined.

Unit 11 - You and Your Health

Lesson 126

1. New words

poison control	Ipecac Syrup	cleaning products
container	poison	vomit
medicine	Drug Store	

2. Read and write

There are many things that can poison children in the home. Many cleaning products can poison children. Medicines can also poison children. Cleaning products and medicines should be put where children cannot get them. If a child eats or drinks poison, first give him water or milk to drink. Find the container of the poison and call the Poison Control number. The Poison Control number is listed on the first page of your telephone book. Call Poison Control. They will tell you what to do.

Parents should have Ipecac Syrup in the home. You can buy Ipecac Syrup at a Drug Store. Ipecac Syrup will make a child vomit. Call the Poison Control number first. They will tell you if you need to use Ipecac Syrup.

1. Cleaning products and medicine can _____ children.
2. If a child eats or drinks poison, first give them _____.
3. If a child eats or drinks poison, call the _____.

If you need help:

1. Read the new words with the student.
2. Read the paragraphs with the student. Have the student read the paragraphs again. Have the student fill in the correct words in each sentence.

3. Listen

box	<u>boxes</u>	fix	<u>fixes</u>
six	<u>sixes</u>	mix	<u>mixes</u>
march	<u>marches</u>	porch	<u>porches</u>
catch	<u>catches</u>	match	<u>matches</u>
wish	<u>wishes</u>	wash	<u>washes</u>
cash	<u>cashes</u>	fish	<u>fishes</u>

4. Listen and write

fix_____

box_____

porch_____

march_____

wash_____

catch_____

fish_____

cash_____

match_____

wish_____

mix_____

six_____

If you need help:

3. Teach singular and plural by adding es to words ending in x, ch, sh. Use the words: box, fix, six, mix, march, porch, catch, match, wish, wash, cash, fish, and their plurals.
4. Have the student add es to each word. Have the student read the words.

5. Read

STORY WORD - die

- 1) Many children die each year from eating poison. Many of the products you use to clean your house are poison. The products that you use to wash clothes are poison. Medicines can poison a child. These products need to be put in a place your child cannot get to.
- 2) Keep the phone number for Poison Control beside your telephone at all times. It is hard to find a telephone number in an emergency. Poison Control will tell you what to do if your child eats poison. In South Carolina, the number for Poison Control is 1-800-922-1117.

6. Read and write

- Examples: A. Dr. Smith wants to see you today.
B. Senator Jones is Mary's brother.

1. president bush will come to our city.
2. i go to see dr. dodd when i am sick.
3. miss ash is a good teacher.
4. mr. brown and miss oliver are friends.
5. miss ott's name will be mrs. parks when she gets married.

If you need help:

5. Read the story word with the student. Read the story with the student. Have the student read the story again.
6. Go over this capitalization rule with the student: Special titles given to people and the abbreviations of these titles are capitalized. Have the student read the sentences in the examples. Have the student find and underline the capital letters in those sentences. Have the student underline the letters in sentences 1-5 that should be capitalized. Have the student write the capital letter over the letter he has underlined.

Unit 11 - You and Your Health
Lesson 127

1. New words

First Aid	First Aid Kit	Red Cross	often	accident
-----------	---------------	-----------	-------	----------

2. Read and write

It is important to know First Aid. First Aid is often needed in the home. The Red Cross in your area has First Aid classes. For more information find Red Cross in your phone book.

Every home needs a First Aid Kit. A First Aid Kit will help you be ready for an accident or an emergency. You can get a First Aid Kit at a drug store.

If there is an emergency, you need to call 911 or the emergency numbers in your area. These numbers need to be beside your telephone. Be ready to tell "who, what, and where".

Who - give your name

What - tell what the emergency is

Where - give the address where help is needed

If you know First Aid, you will be able to help in an emergency.

1. The _____ has First Aid classes.
2. You can get a _____ at a drug store.
3. In an emergency call _____ or the emergency numbers in your area.
4. When you call 911, be ready to tell _____, _____, and _____.

If you need help:

1. Read the new words with the student.
2. Read the paragraphs with the student. Have the student read the paragraphs again. Have the student fill in the correct words in each sentence.

3. Listen

lady	ladies	baby	babies
city	cities	salary	salaries
fifty	fifties	delivery	deliveries

4. Listen and write

box_____	fix_____	march_____
porch_____	wish_____	wash_____
dollar_____	cent_____	class_____
glass_____	lady_____	baby_____
six_____	mix_____	catch_____
match_____	cash_____	fish_____
bill_____	check_____	address_____
pass_____	city_____	salary_____
girl_____	adult_____	delivery_____
cross_____	fifty_____	

If you need help:

3. Teach singular and plural by changing y to i and adding es. Use the words: lady, baby, city, salary, fifty, delivery, and their plurals.
4. Have the student add s, es, or change the y to i and add es to each word. Have the student read the words.

5. Read

STORY WORDS - cut bandages bleeding

- 1) Sam Mays had an accident at Pam Water's house. He cut his hand.
- 2) Pam looked in her First Aid Kit. She found medicine to clean the cut. She also found bandages. Pam cleaned the cut. She put bandages on Sam's hand. She could not get the bleeding to stop. This was an emergency.
- 3) She called 911. She gave EMS her name. She told EMS that Sam Mays was cut and bleeding. She also gave EMS her address.
- 4) EMS came. They took Pam's friend to the Emergency Room at the hospital.

6. Read and write

- Examples:
- A. Sullivan School is on Book Street.
 - B. President Bush lives in the White House.

1. i like to visit the blue ridge mountains.
2. the ashley river is in charleston.
3. columbia high school is the last school i attended.
4. my children like to play in the atlantic ocean.
5. i will mail the letter at the u.s. post office.

If you need help:

5. Read the story words with the student. Read the story with the student. Have the student read the story again.
6. Go over this capitalization rule with the student: The names of rivers, oceans, mountains, schools, and buildings are capitalized. Have the student read the sentences in the examples. Have the student find and underline the capital letters in those sentences. Have the student underline the letters in sentences 1-5 that should be capitalized. Have the student write the capital letter over the letter he has underlined.

Unit 11 - You and Your Health
Lesson 128

1. New words

burns	blisters	sheet
degree	cold	bad

2. Read and write

It is important to know first aid for burns. There are three degrees of burns.

First Degree Burn - put cold water on the burn.

Second Degree Burn - put cold water on the burn. If blisters form, it is a second degree burn. After putting cold water on the burn, cover it with a clean bandage.

Third Degree Burn - This is a very bad burn. Cover the person with a clean sheet. Go to the hospital or call the 911 Emergency Number.

1. There are _____ degrees of burns.
2. If you have a _____, put cold water on the burn.
3. Put cold water and a clean bandage on a _____.
4. A _____ is a very bad burn.
5. A person with a third degree burn needs to go to the _____.

If you need help:

1. Read the new words with the student.
2. Read the sentences with the student. Have the student read the sentences again. Have the student fill in the correct words in each sentence.

3. Listen

1. boy	boys	boy's
girl	girls	girl's
fish	fishes	fish's
lady	ladies	lady's

2. one boy
three boys
the boy's hand

3. one lady
two ladies
the lady's dress

4. Listen and write

three _____
boy boys boy's

one _____
lady ladies lady's

the _____ dress
lady ladies lady's

one _____
boy boys boy's

one _____ hand
boy boys boy's

two _____
lady ladies lady's

If you need help:

3. Review singular and plural. Teach singular possessive (belongs to one) using the words: boy, boys, boy's, girl, girls, girl's, fish, fishes, fish's, lady, ladies, lady's.
Read each line in boxes 2 and 3 with the student. Tell the student which are singular, which are plural, and which are singular possessive.
4. Have the student write the correct word on each line. Have the student read each line.

5. Read

STORY WORDS - skin feel burned leave alone
--

- 1) A first degree burn makes the skin red. Put cold water on the burn. This will make the burn feel better.
- 2) A second degree burn may make a blister form. Cold water will help the burn feel better. Put a clean bandage on the burn.
- 3) A third degree burn is an emergency. Cover the burned person with a clean sheet. Call 911. EMS will take the burned person to the hospital.
- 4) If you have children at home, you need to keep them safe. Every year children die in house fires. Parents should not leave children alone in the house.

6. Read and write

1. are you going home for christmas?
2. john and i have two children.
3. my new address is 201 park street, columbia, south carolina.
4. dr. r. a. smith will see me on wednesday.
5. i will help you fix the car tuesday.
6. president and mrs. bush will be in greenville monday.
7. help, the house is on fire!
8. will the bill be paid by jan. 1?

If you need help:

5. Read the story words with the student. Read the story with the student. Have the student read the story again.
6. Review all the capitalization rules with the student. Have the student read sentences 1-8. Have the student underline the letters that need to be capitalized. Have the student write the correct capital letter over the letter he has underlined.

Unit 11 - You and Your Health

Lesson 129

1. New words

child-proof	latches	electrical outlets
safety	cabinet	finger
seat	way	

2. Read and write

Parents need to child-proof their home. This will make the home safe for children. There are many poisons in the home. Cleaning products and medicines are poison. They need to be put in a safe place.

Parents can buy safety latches for cabinet doors. The children cannot open these doors. Parents can also buy safety covers for electrical outlets. If parents use safety covers, children cannot put their fingers in the electrical outlet.

Parents need to child-proof their cars. In many states children four years old and under have to ride in a car seat. Children are safe in car seats. This is the right way for children to ride in a car.

1. Parents need to _____ their home.
2. Poisons need to be put in a _____ place.
3. Parents can buy _____ for cabinet doors.
4. Children are safe when they ride in a _____.

If you need help:

1. Read the new words with the student.
2. Read the paragraphs with the student. Have the student read the paragraphs again. Have the student fill in the correct words in each sentence.

3. Listen

1.	boy	boys	boy's	boys'
	girl	girls	girl's	girls'
	fish	fishes	fish's	fishes'
	lady	ladies	lady's	ladies'

2.	one girl
	two girls
	the girl's dress
	the girls' dresses

3.	one fish
	four fishes
	the fish's fin
	the fishes' fins

4. Listen and write

one	_____	the	_____	fin
	fish fishes		fish's fishes'	
two	_____	the	_____	books
	girl girls		lady's ladies'	
one	_____	the	_____	hands
	lady ladies		boy's boys'	
three	_____	the	_____	dress
	boy boys		girl's girls'	

If you need help:

3. Review singular, plural, and singular possessive. Teach plural possessive. Use the words: boy, boys, boy's, boys', girl, girls, girl's, girls', fish, fishes, fish's, fishes', lady, ladies, lady's, ladies'.
4. Have the student write the correct word on each line. Have the student read each line.

5. Read

1) Will and Fay Holiday have an eleven month old child. Will and Fay want to keep their child safe so they will child-proof their home. They will put medicines and poisons in a safe place. They will put safety latches on all cabinet doors. They will put safety covers on all electrical outlets. With the safety covers, the child cannot put his fingers in the electrical outlets.

6. Read and write

Examples: A. I put the kite in the box.
B. My brother was sick today.

The children went
The bank will be
My address is
Ada will

106 Brown Street.
on a field trip.
read the book.
closed this afternoon.

- 1. _____
- 2. _____
- 3. _____
- 4. _____
- 5. _____

If you need help:

- 5. Read the story with the student. Have the student read the story again.
- 6. Have the student read the sentences in the examples. Tell the student that a sentence is a group of words that is a complete thought. Have the student draw a line from the group of words on the left to the group of words on the right that will make a complete sentence. Tell the student that these sentences are telling sentences. Telling sentences make a statement. They always begin with a capital letter and end with a period. On lines 1-5 have the student write 5 telling sentences. Put in the correct capital letters. Punctuate each sentence.

Unit 11 - You and Your Health

Lesson 130

1. New words

smoking	lung	cancer	caused	causes	kinds
---------	------	--------	--------	--------	-------

2. Read and write

Smoking is bad for your health. Every year 350,000 people die from diseases caused by smoking. Smoking causes lung cancer. Every year 130,000 people die from lung cancer. Four out of five of these people smoke. Smoking can cause seven different kinds of cancer.

If you do not smoke, do not begin smoking. Smoking causes many problems. Workers that smoke are absent from their jobs more than workers who do not smoke. Smoking is very bad for pregnant women and their babies. These babies are smaller when they are born. They may have other health problems. If you want to have good health, do not smoke.

1. Smoking is _____ for your health.
2. Smoking causes _____.
3. Smoking is bad for _____ women and _____.
4. If you want good health, do not _____.

If you need help:

1. Read the new words with the student.
2. Read the paragraphs with the student. Have the student read the paragraphs again. Have the student fill in the correct words in each sentence.

3. Listen

end	ended <u>d</u>	want	wanted <u>d</u>
pull	pulled <u>d</u>	need	needed <u>d</u>
push	pushed <u>d</u>	check	checked <u>d</u>
help	helped <u>d</u>	march	marched <u>d</u>
date	dated <u>d</u>	enclose	enclosed <u>d</u>
save	saved <u>d</u>		

4. Listen and write

end _____ push _____ check _____

save _____ march _____ date _____

pull _____ help _____ enclose _____

need _____ want _____

	<u>d</u>	<u>ed</u>
1. _____	1. _____	5. _____
2. _____	2. _____	6. _____
3. _____	3. _____	7. _____
	4. _____	8. _____

If you need help:

- Teach adding d, ed endings to words. Use the words: end, ended, want, wanted, pull, pulled, need, needed, push, pushed, check, checked, help, helped, march, marched, date, dated, enclose, enclosed, save, saved.
- Have the student write the letter d or ed in each word. Have the student read the word. Read the words in the box to the student. Have the student write the word in the d or ed column.

5. Read

1) Art Wells has been smoking for ten years. The smoking has caused Art to have many health problems. He has been absent from work too many days this year.

2) Art is married to Fran. Fran is pregnant with their first child. Fran smokes too. She needs to stop smoking. Smoking can cause the baby to be very small at birth. Smoking can cause the baby to die before it is born. Smoking can cause the baby to have health problems. Fran wants to take care of her baby before it is born.

3) Art and Fran will stop smoking today. It will not be easy. They will help each other.

6. Read and write

- Examples:
- A. Was that girl your friend?
 - B. Where did you buy your car?
 - C. Would you come to my house today?
 - D. When are you going to work?

1. _____

2. _____

3. _____

4. _____

5. _____

If you need help:

- 5. Read the story with the student. Have the student read the story again.
- 6. Tell the student that another kind of sentence asks a question. All asking sentences begin with a capital letter and end with a question mark. Have the student read the asking sentences in the Examples. Have the student write 5 asking sentences on the lines 1-5. Have the student begin each sentence with a capital letter and end the sentence with a question mark (?).

Unit 11 - You and Your Health

Lesson 131

1. New words

drugs	alcohol
-------	---------

2. Read and write

When women first think they are pregnant, they need to go to a doctor or clinic. The doctor will do a pregnancy test. He will tell the woman if she is pregnant.

It is important for pregnant women to have good health. They need to see the doctor each month. Pregnant women should not smoke, drink alcohol, or use drugs. These are very bad for the baby.

Pregnant women need to eat three meals every day. They should eat foods from the four food groups. They need to drink milk every day. It is important for pregnant women to exercise. Their doctor can tell them the exercises to do. Pregnant women need to do all they can to be healthy.

1. When women first think they are pregnant, they need to go to a _____ or _____.
2. Pregnant women need to have good _____.
3. Pregnant women should not smoke, drink _____, or use drugs.
4. Pregnant women need to drink _____ everyday.
5. It is important for pregnant women to _____.

If you need help:

1. Read the new words with the the student.
2. Read the paragraphs with the student. Have the student read the paragraphs again. Have the student fill in the correct words in each sentence.

3. Listen

fast	faster <u>er</u>	fastest <u>est</u>
hard	harder <u>er</u>	hardest <u>est</u>
slow	slower <u>er</u>	slowest <u>est</u>
soft	softer <u>er</u>	softest <u>est</u>
happy	happier <u>er</u>	happiest <u>est</u>
pretty	prettier <u>er</u>	prettiest <u>est</u>

4. Listen and write

<u>er</u>	<u>est</u>
soft _____	fast _____
pretty _____	slow _____
hard _____	happy _____
happy _____	hard _____
slow _____	pretty _____
fast _____	soft _____

_____	faster	fastest
hard	harder	_____
_____	happier	happiest
slow	_____	slowest
soft	_____	softest
pretty	prettier	_____

If you need help:

- Teach adding er, est endings to words. Use the words in the box at the top of the page. Review changing y to i before adding an ending.
- Have the student write the letters er or est in each word. Tell the student to change the y to i in the words happy and pretty. Have the student read the words. Have the student write the correct word in the blank.

5. Read

STORY WORDS - coffee sodas

1) Jan White is pregnant. She wants to take care of her baby before it is born. Jan wants to do all she can to be healthy. She will eat three nutritious meals every day. She will eat foods from the four food groups every day. She will eat nutritious snacks. She will eat foods that do not have salt or sugar added. She will need to drink milk. She will also need to drink eight glasses of water a day. She will not drink much coffee. She will not drink many sodas. She will not drink alcohol. These are very bad for the baby.

2) If Jan needs to take medicine, her doctor will tell her what she can take. She will not use drugs.

3) Jan will exercise everyday. She will visit her doctor each month.

6. Read and write

- Examples: A. Get that kitten out of my car! B. The house is on fire! C. Call the police, now!

- 1. _____
2. _____
3. _____

If you need help:

- 5. Read the story words with the student. Read the story with the student. Have the student read the story again.
6. Tell the student an exclaiming sentence shows strong feeling. An exclaiming sentence begins with a capital letter and ends with an exclamation point (!). Have the student read the exclaiming sentences in the Examples. Have the student write three exclaiming sentences. Have the student begin the sentence with a capital letter and end it with an exclamation point.



Unit 11 - You and Your Health

Lesson 132

1. New words

bed	yard	its	nurse	older
-----	------	-----	-------	-------

2. Read and write

A new baby makes a family very happy. New babies are hard work. You have to buy many things for a new baby. When you leave the hospital, you have to have a car seat. The baby also needs to have its own bed. You can get things for the baby from friends and from yard sales. This will save money.

It is important to take the baby to the doctor or clinic for check-ups. These are called "well baby check-ups". The nurse will give the baby its shots or immunizations.

If the baby gets sick, call the nurse at the doctor's office or clinic. She can tell you things to do for the baby. She may want the baby to see the doctor. The doctor or nurse will tell you the medicine to give to the baby. Do not give the baby medicine you have for older children. Give the amount of medicine that is right for the baby.

1. When you leave the hospital with a new baby, you have to have a _____.
2. A baby needs to go to a doctor or clinic for a _____.
3. Do not give a baby _____ you have for older children.

If you need help:

1. Read the new words with the student.
2. Read the paragraphs with the student. Have the student read the paragraphs again. Have the student fill in the correct words in each sentence.

3. Listen

help	help <u>ful</u>	need	need <u>ful</u>
thank	thank <u>ful</u>	care	care <u>ful</u>
play	play <u>ful</u>	hope	hope <u>ful</u>
beauty	beaut <u>iful</u>		

month	month <u>ly</u>	week	week <u>ly</u>
fair	fair <u>ly</u>		
happy	happ <u>ily</u>	easy	easy <u>ly</u>
day	day <u>ly</u>		

4. Listen and write

ful

hope _____ care _____ need _____
 beauty _____ help _____
 thank _____ play _____

ly

easy _____ happy _____
 fair _____ month _____
 week _____ day _____

If you need help:

- Teach adding the ful ending to words. Use the words in the first box on this page.
Teach adding the ly ending to words. Use the words in the second box on this page.
Review changing y to i before adding an ending.
- Have the student write ful in each word. Have the student write ly or change y to i and add ly in each word. Have the student read the words.

5. Read

STORY WORDS - blankets shop ads ride until

1) Jan will need many things for her baby. She will need clothes, blankets, a bed, and a car seat. She will shop at yard sales for these items. This will save money. These items may also be listed for sale in the newspaper. Jan will read the For Sale ads everyday.

2) The baby will have to have a car seat before it can leave the hospital. If Jan cannot find a car seat, the hospital will help her. Jan's baby will have to ride in a car seat until it is four years old. A car seat will help keep the baby safe.

6. Read and write

1. _____ What did you do today
2. _____ Sam bought a car last week
3. _____ The boys are working at the store
4. _____ Will you go to class with me
5. _____ Help, he is falling out of the car
6. _____ When will it be time to go
7. _____ The baby needs help, now
8. _____ My brother got married on Tuesday
9. _____ Which company makes the machine you want

5. Read the story words with the student. Read the story with the student. Have the student read the story again.
6. Review the kinds of sentences with the student. Review the punctuation marks. Have the student put a T in the blank beside the telling sentences, an A beside the asking sentences, and an E beside the exclaiming sentences. Put the correct punctuation at the end of the sentence.

Unit 11 - You and Your Health

Lesson 133

1. New words

thermometer	liquid	Tylenol	Dosage	directions
temperature	chewable	Aspirin	normal	shake

2. Read and write

The first time a child gets sick, parents need to be ready. Parents need to buy a thermometer. They will need a thermometer to take the child's temperature. Normal temperature is 98.6°. Before taking the child's temperature, the parent needs to shake down the thermometer.

Parents need to keep Tylenol. There is liquid or chewable Tylenol. Parents should not give Aspirin to children. Parents need to read the label to know how much Tylenol to give their children. The word **Dosage** will be on the label. After the word **Dosage** will be the directions for giving the right amount of medicine. It is important to read these directions carefully.

1. Parents need to buy a _____ before their child gets sick.
2. Normal temperature is _____.
3. Before taking the child's temperature, _____ the thermometer.
4. Parents should not give _____ to children.
5. After the word _____ will be the directions for giving the right amount of medicine.

If you need help:

1. Read the new words with the student.
2. Read the paragraphs with the student. Have the student read the paragraphs again. Have the student fill in the correct words in each sentence.

3. Listen

want	want <u>ing</u>	pass	pass <u>ing</u>
cash	cash <u>ing</u>	deposit	deposi <u>ting</u>
sign	sign <u>ing</u>	pull	pull <u>ing</u>
stay	stay <u>ing</u>	cry	cry <u>ing</u>
plan	plan <u>ing</u>	stop	stop <u>ping</u>

4. Listen and write

pass _____ stop _____ deposit _____
 pull _____ sign _____ stay _____
 cry _____ plan _____
 cash _____ want _____

ing

cvc + ing

- | | | |
|----------|----------|-----------|
| 1. _____ | 5. _____ | 9. _____ |
| 2. _____ | 6. _____ | 10. _____ |
| 3. _____ | 7. _____ | |
| 4. _____ | 8. _____ | |

If you need help:

- Teach adding the ing ending. Use the words in the box at the top of the page. Tell the student CVC words must have another consonant added before adding the ing. This is called doubling.
- Have the student write the correct ing ending for each word. Have the student read the words. Have the student write the words in the ing, and cvc + ing column.

5. Read

- 1) On Monday one of Bell Case's children got sick. Bell took the child's temperature with a thermometer. First, she had to shake down the thermometer.
- 2) The child's body temperature was more than the normal 98.6°. The reading on the thermometer was 101°.
- 3) Bell gave the child liquid Tylenol. Bell read the directions on the label. The dosage was one teaspoonful every 4 hours. Bell does not give her child Aspirin.

6. Read and write

PERSON

doctor
friend
girl
employer
brother

PLACE

city
county
home
school
street

THING

day
money
book
hand
state

PERSON

1. _____
2. _____
3. _____

PLACE

1. _____
2. _____
3. _____

THING

1. _____
2. _____
3. _____

1. My brother is at home.
2. The book is in the box.
3. The calendar is on the door.
4. The vegetables are carrots, cabbage, and corn.

If you need help:

5. Read the story with the student. Have the student read the story again.
6. Tell the student that a noun is the name of a person, place, or thing. Have the student read the list of nouns under each heading. Have the student think of some words that are nouns. Have the student fill in the blanks with the correct word. Have the student underline the common nouns in sentences 1-4.

42

Unit 11 - You and Your Health

Lesson 134

1. New words

worried	symptoms	alert	answers	fever	taken
---------	----------	-------	---------	-------	-------

2. Read and write

When a child is sick, parents are very worried. If you do not know what to do, call the doctor's office or clinic. You can talk to the nurse. If you are very worried about the child, it is important to tell her. She will want you to come in and see the doctor. The nurse will ask you questions like these:

1. What are the child's symptoms?
2. Does the child have a fever?
3. How long has the child had a fever?
4. Is the child alert?
5. Is the child eating and drinking?
6. How long has the child been sick?
7. Has the child taken medicine?

You need to know the answers to these questions before you call the doctor's office or clinic. The nurse may tell you things you can do for the child at home to help him get well. She may tell you to come to the doctor's office. Call the doctor's office before you take your child in. In an emergency you may have to go to the doctor's office without calling.

1. If you do not know what to do when your child is sick, call the _____ or _____.

2. The nurse will want to know the child's _____.

3. The nurse will want to know if the child has a _____.

If you need help:

1. Read the new words with the student.
2. Read the paragraphs with the student. Have the student read the paragraphs again. Have the student fill in the correct words in each sentence.

3. Listen

ar = are	car	far	star	start
farm	part	smart	park	art

4. Listen and write

____t st____

st____t sm____t

p____k f____

c____ f____m

____e p____t

farm park

part art

smart start

far car

are star

If you need help:

3. Teach the ar vowel sound using the words in the box at the top of the page.
4. Have the student write the letters ar in each word. Have the student read the word and say the ar sound. Have the student read the words and circle the letters for the ar sound.

5. Read

1) June Burns is worried about her child. The child has been sick for eight hours. She has a fever of 102°. She does not want to eat or drink. She wants to sleep. She is not alert.

2) June called Dr. Week's office. She talked to Dr. Week's nurse. The nurse asked June some questions about the child's symptoms. June gave the nurse answers to all the questions about her child's symptoms.

3) The nurse wanted June to let Dr. Week see the child.

6. Read and write

<u>PERSON</u>	<u>PLACE</u>	<u>THING</u>
1. Chip	1. Columbia	1. June
2. Shirley	2. Greenville	2. Social Security
3. Ann	3. North Carolina	3. P. O. Box

<u>PERSON</u>	<u>PLACE</u>	<u>THING</u>
1. _____	1. _____	1. _____
2. _____	2. _____	2. _____

1. Bob lives at 110 Book Street.
2. The Greenville Fire Department is down the street.
3. Ann Ash and Ken Kite work at Snow's Delivery Company.
4. My brother has visited Greenville and Columbia, South Carolina.

If you need help:

5. Read the story with the student. Have the student read the story again.
6. Tell the student a proper noun names a special person, place, or thing. A proper noun always begins with a capital letter.
Have the student read the proper nouns under each heading. Have the student think of words that are proper nouns. Have the student write the proper nouns in the correct column. Have the student read the sentences and underline the proper nouns.

Unit 11 - You and Your Health

Lesson 135

1. New words

refrigerator	tablets	consult	capsule
dropperful	physician	around	half
drowsiness	bedtime	reach	

2. Read and write

Directions for Medicine

Examples:

1. Children ages 3 to 5, take one teaspoonful every 4 hours.
2. Take 1 capsule before each meal.
3. Take 1 teaspoonful before meals and at bedtime.
4. For children under six, consult a physician.
5. Take one-half (1/2) dropperful every 4 hours.
6. Take 1 capsule three times a day until gone.
7. Keep This and All Drugs Out of Reach of Children.
8. Take one capsule daily.
9. Take one tablet every 6 hours around the clock.
10. Keep in refrigerator
11. May cause drowsiness
12. Dosage

If you need help:

1. Read the new words with the student.
2. Read the Directions for Medicine with the student. Have the student explain each direction orally.

3. Listen

er = ir = ur			
er = her	interest	order	register
ir = first	third	shirt	girl
ur = hurry	currency	return	burn

4. Listen and write

h____ry	th____d	ord_____
f____st	int____est	b____n
h_____	ret____n	g____l
c____rency	sh____t	regist_____

register	girl	interest
order	currency	her
burn	shirt	hurry
return	third	first

If you need help:

3. Teach the er vowel sound. Tell the student this sound may be spelled er, ir, or ur. Use the words in the box at the top of the page.
4. Have the student write in the letters er, ir, or ur to make a correct word.
Have the student read the word and say the er sound.
Have the student read the words and circle the letters for the er sound.

5. Read

- 1) Dr. Week gave Ted Burns some medicine to take. June Burns got the medicine Ted needed at the drug store.
- 2) June read the directions on the bottle. The directions said, "Take one-half (1/2) teaspoonful before meals and at bedtime". This means Ted should take the medicine four times a day. The words Shake Well and Keep in Refrigerator were also on this bottle.
- 3) June will do what the directions say. She will give Ted the right dosage. This is very important.

6. Read and write

<u>PERSON</u>		<u>PLACE</u>		<u>THING</u>	
<u>Common</u>	<u>Proper</u>	<u>Common</u>	<u>Proper</u>	<u>Common</u>	<u>Proper</u>
doctor	Dr. Dodd	city	Greenville	day	Thursday
friend	Bob	street	Sullivan	state	South Carolina

COMMON NOUN

1. _____

2. _____

1. My address is Circle Street.

2. Jim had a birthday on May 25, 1985.

3. My former employer was Freddy's Car Wash.

4. I will order my food today.

PROPER NOUN

1. _____

2. _____

If you need help:

5. Read the story with the student. Have the student read the story again.
6. Review the two kinds of nouns with the student. Have the student read the common and proper nouns. Have the student write common nouns in the blanks under the heading **Common Noun**. Write proper nouns under the **Proper Noun** heading. In sentences 1-4 have the student find the common and proper nouns. Underline the common nouns once and the proper nouns twice.

Unit 11 - You and Your Health
Lesson 136

1. New words

abuse	young	look
-------	-------	------

2. Read and write

Drug abuse is a big problem for young people. There are signs of drug abuse that every parent should know. One of the first signs is a change in behavior. People on drugs do not care how they look. They do not care about things that used to be important. They do not want to be with family or friends.

Parents need to learn about drugs. They need to talk to their children about drug abuse. If parents think their young person is on drugs, they need to talk with their doctor. The doctor will tell them how to get help.

1. One of the signs of drug abuse is a change in _____.
2. People on drugs do not care about things that used to be _____.
3. People on drugs do not want to be with _____ or _____.
4. Parents need to talk to their children about _____.
5. If parents think their young person is on drugs, they need to talk to their _____.

If you need help:

1. Read the new words with the student.
2. Read the paragraphs with the student. Have the student read the paragraphs again. Have the student fill in the correct words in each sentence.

3. Listen

or	=	or	form	forty	order	corner
		corn	born	important	morning	former

4. Listen and write

c_____ner	_____
m_____ning	f_____mer
f_____ty	_____der
b_____n	imp_____tant
c_____n	f_____m
form	corn
important	born
order	forty
former	morning
or	corner

If you need help:

5. Teach the or vowel sound. Use the words in the box at the top of the page.
6. Have the student write in the letters or to make a correct word.
Have the student read the word and say the or sound.
Have the student read the words and circle the letters for the or sound.

5. Read

1) Pat Young has a fourteen year old girl. Her name is Kim. Pat is very worried about Kim. Kim does not want to be with her family. She does not want to be with her friends. She wants to be alone all the time. Kim does not care how she looks.

2) Kim used to do well in school. Now she does not care about school. Kim's teachers at school are worried about this change in Kim's behavior.

3) Pat talked to the Guidance Counselor at school. The Guidance Counselor thinks Kim shows signs of drug abuse.

4) Pat talked to Kim's doctor. The doctor will help Kim get treatment for her drug abuse.

6. Read and write

1. Dr. Jim Dodd is my doctor.
2. The rain comes in April and May.
3. My friend goes to Valley High School.
4. The check came from the Columbia Police Department.
5. The orders come to the Gas Company on Tuesday and Friday.
6. Bob does not have money to buy the car.
7. Jim will have to complete a form for a new job.
8. Ann Ash went to Greenville Hospital on Sunday.

If you need help:

5. Read the story with the student. Have the student read the story again.
6. Have the student underline the common and proper nouns in the sentences. Have the student write a C over the common nouns. Have the student write a P over the proper nouns.

Unit 11 - You and Your Health

Lesson 137

1. New words

Alcoholics Anonymous	addicted	beer	reaction
----------------------	----------	------	----------

2. Read and write

Alcohol is a drug. It changes the behavior of the person who is drinking. Many people think beer has very little alcohol. There is the same amount of alcohol in one twelve ounce beer as in one mixed drink.

It is not safe to drink and drive. Alcohol slows reaction time when a person is driving. When reaction time is slowed, it is easy to have an accident. Accidents caused by drinking and driving take many lives.

People who are addicted to alcohol need help. A doctor or clinic will know the best places to get help. One of the best organizations is Alcoholics Anonymous. This organization will help the alcoholic and the alcoholic's family.

1. _____ is a drug.
2. Alcohol slows a person's _____.
3. When reaction time is slowed, it is easy to have an _____.
4. People who are _____ to alcohol need help.

If you need help:

1. Read the new words with the student.
2. Read the paragraphs with the student. Have the student read the paragraphs again. Have the student fill in the correct words in each sentence.

3. Listen

ou						
ou = ow						
ou =	hour	house	out	amount	about	count
ow =	down	now	how	power	town	brown

4. Listen and write

d____n	h____r
h____se	n_____
h_____	____t
am____nt	p____er
t____n	ab____t
c____nt	br____n

brown	count
about	town
power	amount
out	how
now	house
hour	down

If you need help:

3. Teach the ou vowel sound. Tell the student this sound may be spelled ou or ow. Use the words in the box at the top of the page.
4. Have the student write in the letters ou or ow to make a correct word.
Have the student read each word and say the ou sound.
Have the student read the words and circle the letters for the ou sound.

5. Read

- 1) Clay Long and May Banks have been friends since they were in third grade. Now they are in high school.
- 2) May Banks is worried about her friend Clay Long. Clay drinks too much beer. May has talked to Clay about his drinking problem. Clay thinks that beer has very little alcohol.
- 3) On Saturday, May went with Clay to a friend's house. Some people at this house were drinking beer. Clay was one of them. He had too much to drink. May did not want Clay to drive. She knows it is not safe to drink and drive. Alcohol slows reaction time when a person is driving. When reaction time is slowed, it is easy to have an accident. Clay let May drive. May took Clay home. She talked to Clay's parents about his drinking problem. Mr. and Mrs. Long are glad Clay has a friend like May. She says no to alcohol, and she cares about Clay.

6. Read and write

- | | | | | | |
|----|------|---|------|---|---------|
| 1. | do | + | not | = | don't |
| 2. | does | + | not | = | doesn't |
| 3. | did | + | not | = | didn't |
| 4. | I | + | am | = | I'm |
| 5. | I | + | will | = | I'll |
| 6. | it | + | is | = | it's |
| 7. | that | + | is | = | that's |
| 8. | has | + | not | = | hasn't |

If you need help:

5. Have the student read the story. Have the student read the story again.
6. Tell the student that a contraction is a shorter form of two words. The words are combined and made into one word by leaving out some letters. An apostrophe (') is put in the place of the missing letters. Have the student read the list of words on the left. Then have the student read the contraction on the right.

Unit 11 - You and Your Health

Lesson 138

1. New words

best	walk	mile
------	------	------

2. Read and write

Everybody knows exercise is good for you. How can you know the exercise that is best for you? Check with your doctor before you begin an exercise program. He can tell you the exercise that is best for you.

Exercising does not have to be expensive. You do need good shoes. One of the best kinds of exercise is walking. You will use one hundred calories for every mile you walk. If you want a good exercise program, exercise three times a week or more. Exercise will help you stay healthy.

1. _____ is good for you.
2. Check with your doctor before you begin an _____
_____.
3. One of the best kinds of exercise is _____.
4. You will use _____ calories for every mile you walk.
5. Exercise _____ times a week or more.

If you need help:

1. Read the new words with the student.
2. Read the paragraphs with the student. Have the student read the paragraphs again. Have the student fill in the correct words in each sentence.

3. Listen and write

oo = oo = too room food soon noon school

room

too

soon

food

school

noon

noon

too

food

soon

school

room

oo = oo = book took good cook foot wood

wood

cook

took

book

good

foot

took

cook

book

food

good

wood

If you need help:

3. Teach the oo = oo vowel sound. Use the words in the first box. Have the student write in the letters oo to make a correct word. Have the student read each word and say the oo = oo sound. Have the student read the words and circle the letters for the oo = oo sound. Teach the oo = oo sound. Use the words in the second box. Have the student write in the letters oo to make a correct word. Have the student read each word and say the oo = oo sound. Have the student read the words and circle the letters for the oo = oo sound.

4. Read

1) Art and Fran Wells have not smoked in two weeks. They feel so much better. Now they want to start exercising. They know that exercise is good for them. Exercise also burns calories.

2) Walking is one of the best kinds of exercise. Doctor Rice told Art and Fran to walk three or more times a week. Art and Fran will walk two miles every day after work. They will need to get good walking shoes. This is important.

3) Exercise will help Art and Fran have better health.

5. Read and write

1. are + not = _____
2. was + not = _____
3. there + is = _____
4. have + not = _____
5. had + not = _____
6. they + are = _____
7. we + are = _____
8. they + have = _____
9. you + have = _____
10. she + is = _____

If you need help:

4. Read the story with the student. Have the student read the story again.
5. Review forming contractions with the student. Have the student form the contraction from the words listed on the left. Have the student fill in the blank with the correct contraction.

Unit 11 - You and Your Health
Lesson 139

1. Review words

Home Health Services	pregnancy tests	First Aid Kit
Health Department	Poison Control	cold water
venereal diseases	safety latches	WIC
electrical outlets		

1. The Family Planning Clinic at the Health Department gives free _____.
2. If you have a baby, you will get the birth certificate at the _____.
3. _____ is a special program for people who need skilled nursing care at home.
4. _____ is a nutrition program for women, babies, and small children.
5. The Health Department gives tests and treatments for _____.
6. If a child drinks poison, call _____.
7. A _____ will help you be ready for an accident or an emergency.
8. Put _____ on a first or second degree burn.
9. Parents can buy _____ for cabinet doors.
10. Parents need to buy covers for _____, if they have babies or small children.

If you need help:

1. Read the review words with the student. Have the student use the reviews words to fill in the correct word or words in each sentence.



2. Listen

aw			
au = aw			
aw =	awful	lawn	saw law
au =	cause	August	auto because

3. Listen and write

_____ful	l_____
bec_____se	_____gust
l_____n	s_____
_____to	c_____se
cause	auto
saw	lawn
August	because
law	awful

If you need help:

- Teach the **aw** vowel sound. Use the words on the first line in the box. Teach the **au = aw** sound. Use the words on the second line in the box.
- Have the student write in the letters aw or au to make a correct word. Have the student read each word and say the **aw** or **au = aw** sound. Have the student read the words and circle the letters for the **aw** and **au = aw** sound.

4. Read

- 1) Patty Shook had a pregnancy test at the Health Department. She found out she was pregnant. Now she is thinking about her baby's care and safety.
- 2) Patty is getting good prenatal care. She is getting nutritious food to eat on the WIC program. This is a special service at the Health Department.
- 3) She is reading about child safety. She wants to give her baby the best care after it is born.
- 4) She will buy a First Aid Kit to keep at home for an emergency. She will buy safety latches for cabinet doors. She will buy safety covers for electrical outlets. She will keep poisons in a safe place.

5. Read and write

- 1. doesn't _____
- 2. aren't _____
- 3. isn't _____
- 4. wasn't _____
- 5. there's _____
- 6. you're _____
- 7. haven't _____
- 8. hadn't _____
- 9. it's _____
- 10. he's _____

If you need help:

- 4. Read the story with the student. Have the student read the story again.
- 5. Have the student read the contractions on the left. Have the student write the words for which the contraction stands in the blank.

Unit 11 - You and Your Health

Lesson 140

1. Review words

thermometer	check-ups	medicine
temperature	car seat	symptoms
refrigerator	behavior	drugs
lung cancer	label	

1. Smoking causes _____ .
2. Pregnant women should not smoke, drink alcohol, or use _____ .
3. When you leave the hospital with a new baby, you have to have a _____ .
4. It is important to take the baby to the doctor or clinic for _____ .
5. Do not give a baby _____ that you have used for older children.
6. Parents need to have a _____ so they can take their children's temperature.
7. Normal body _____ is 98.6.
8. Parents need to read the _____ to know how much medicine to give their children.
9. When you call the nurse about a sick child she may say, "What are your child's _____?"
10. Some medicine labels will say, "Keep in _____."
11. One of the first signs of drug abuse is a change in _____ .

If you need help:

1. Read the review words with the student. Have the student use the review words to fill in the correct word or words in each sentence.

2. Listen

oy				
oi = oy				
oy = boy	enjoy	destroy	employ	employer
oi = oy = coin	join	choices	oil	point

3. Listen and write

b_____ destr_____

c_____n enj_____

j_____n ch_____ces

empl_____ _____l

empl_____er p_____nt

point employer

oil employ

choices destroy

join enjoy

coin boy

If you need help:

2. Teach the **oy** sound. Use the words on the first line in the box at the top of the page.
Teach the **oi = oy** vowel sound. Use the words on the second line in the box.
3. Have the student write in the letters oy or oi to make a correct word. Have the student read each word and say the **oy** or **oi = oy** sound.
Have the student read the words and circle the letters for the **oy** or **oi = oy** sound.

4. Read

- 1) Patty Shook will get a car seat for her baby. This is the safe way for a child four years old and under to ride in a car.
- 2) Patty will take her baby to the clinic for check-ups. She will call the clinic if her child has a fever and other symptoms.
- 3) She will buy a thermometer. Patty will take the child's temperature when he is sick.
- 4) She will keep Ipecac Syrup on hand in case her child eats poison. Ipecac Syrup will make the child vomit.
- 5) She will keep Tylenol on hand. Tylenol will bring down a fever. She will have to read directions on labels. She will have to know the right amount of medicine to give her child. The dosage is the amount to give.

5. Read and write

- A. The boy _____ at home.
- B. He _____ go to school.
- C. _____ very happy today.
- D. _____ get gas for the car.
- E. _____ time to go.

you're
don't
isn't
didn't
it's

1. they have _____
2. they are _____
3. could not _____

If you need help:

4. Read the story with the student. Have the student read the story again.
5. Have the student fill in the blanks in sentences A-E with the correct contractions from the box. Have the student fill in the blanks 1-3 with the correct contraction for the words listed beside the blanks.

Order Information

Outside South Carolina

To purchase additional workbooks, videotapes, or to inquire about reprinting and tape duplication, write:

S.C. ETV Marketing
P.O. Drawer L
Columbia, SC 29250-2712

or call 1-800-553-7752

Inside South Carolina

Contact:

Office of Adult Education
Room 209-A
State Department of Education
Rutledge Building
1429 Senate Street
Columbia, SC 29201

or call 1-800-922-1109

Spring 1991

450

BEST COPY AVAILABLE

Learning for Living

A Series of Lessons for the Adult Learner

Book 8

A cooperative project of




The Adult Education Division
School District of Greenville County
Greenville, S.C.
Dr. Thomas E. Kerns
Superintendent



WYFF-TV
Greenville, S.C.
Douglas A. Smith
Vice President &
General Manager



South Carolina ETV
Columbia, S.C.
Henry J. Cauthen
President &
General Manager



Partially funded by a Section 310, Adult Education Act
P.L. 91-20 and Amendments Grant
through the Office of Adult Education
South Carolina State Department of Education
Dr. Charlie G. Williams
State Superintendent of Education
and
The Greenville Alliance for Quality Education

A Note to Teachers and Volunteer Tutors

Directions below the line of stars on each page are written for a helper that the student may have in his or her home or neighborhood. This helper may possess marginal reading skills; therefore, the directions have been simplified to meet this need.

A teacher or tutor working with an individual or a group of individuals can expand on these directions to meet the needs of his or her particular student or students. Lessons may be taught with or without the accompanying videos which may be turned off or rerun as needed. Each lesson can be expanded into a one and one-half or two hour time frame at the discretion of the teacher or tutor.

Life coping skills information may, on occasion, need to be adapted to the customs and regulations in the community or state where the student or students reside.

Authors

Ann L. Nickles Libby E. Smith
Joan L. Boehm Carol W. Petty

Layout and Graphics

Connie L. Cox

Copyright ©1988 School District of Greenville County, South Carolina

All rights reserved. Permission is given for non-profit agencies to reproduce this material to be used for teaching students without cost to the student. This material cannot be reproduced and sold.

TABLE OF CONTENTS

LEARNING FOR LIVING
BOOK 8

UNIT 12 THE NEWSPAPER

Lesson 141	News, National, Editorials, Sports, Features, Classified Ads; Word Families at, ad; Review Singular, Plural	421
Lesson 142	Theaters, Television, Abby, Comics, Obituaries; Word Families an, am, ack	424
Lesson 143	Apply, Nights, Weekends; Word Families ed, et, eg; Singular, Plural, Possessive	427
Lesson 144	Rent, Furnished, Unfurnished; Word Families en, eck, es, ess; Possessive	430
Lesson 145	AM/FM Radio, Escort, Ford, VW; Word Families ill, in, it; Review Plural	433

UNIT 13 REVIEW

Lesson 146	Review School Vocabulary; Word Families is, iss, ick, ing; Abbreviations	436
Lesson 147	Review School Vocabulary; Word Families ob, od, ot; Abbreviations	439
Lesson 148	Review School Vocabulary; Word Families ox, ock, op; Review Alphabetical Order	442
Lesson 149	Review School Vocabulary, Word Families ug, uck, unk; A and An	445
Lesson 150	Review Nutrition Vocabulary; Word Families un, ung, ut; Is and Are	448
Lesson 151	Review Nutrition Vocabulary; Root Words, Compound Words; Was and Were	451
Lesson 152	Review Nutrition Words; Prefixes and Suffixes; Saw and Seen	454
Lesson 153	Review You and Your Health Vocabulary; A, An, And, To, Too, Two, Gone, Went	457
Lesson 154	Review You and Your Health Vocabulary; Words with Different Meanings and Spellings.	460
Lesson 155	Review You and Your Health Vocabulary; Review VCC and CVC Rules; Review y = e, y = i	463
Lesson 156	Review You and Your Health Vocabulary; Review Long Vowels; Their and There	466
Lesson 157	Review You and Your Health Vocabulary; Review Singular, Plural; Come, Came	469
Lesson 158	Review You and Your Health Vocabulary; Endings ed, er, est, ful, ly, ing; Has and have	472
Lesson 159	Review Newspaper Vocabulary; Review Vowel Sounds ar, er, ir, ur, or, ou, ow, oo = oo, oo = oo, aw, au, oy, oi; Did and Done	475
Lesson 160	Reading Review; Learning for Living Questionnaire	478

Unit 12 - The Newspaper

Lesson 141

1. New words

Classified Ads	sections	News	opinions
Editorials	stories	true	Sports
National	Features		

2. Read and write

Reading the daily newspaper is a good way to get information. The newspaper has many sections. Each section will have a letter of the alphabet at the top of the page. Some of the sections you may find in the newspaper are:

National News	Features
Local News	Sports
Classified Ads	Editorials

National news gives the important news from different parts of the United States. It gives news about things that the United States government is doing. Local news is the news in your area. Features are true stories about people or places. Sports will have the local and national sports news. Editorials are opinions that tell what people think. Classified Ads list jobs and items for sale.

1. Reading the daily newspaper is a good way to get _____.

2. Editorials are _____ of different people.

If you need help:

1. Read the new words with the student.
2. Read the paragraphs with the student. Have the student read the paragraphs again. Have the student fill in the correct words in each sentence.

3. Listen and write

at

Example: th + at = that

b + at = bat	m + at = mat
ch + at = chat	p + at = pat
h + at = hat	s + at = sat

th _____at	h _____at
m _____at	b _____at
s _____at	ch _____at
p _____at	

ad

Example: s + ad = sad

b + ad = bad	l + ad = lad
d + ad = dad	m + ad = mad
h + ad = had	p + ad = pad

l _____ad	h _____ad
s _____ad	b _____ad
p _____ad	d _____ad
m _____ad	

If you need help:

3. Explain word families to the student.
Teach the at family. Use the words in the first box.
Teach the ad family. Use the words in the second box.
Have the student copy the letter or letters on each line.
Have the student read the word.

4. Read

1) Bill Best got a subscription to the daily newspaper. The name of the newspaper is The Carolina Crier. Bill reads about the local and national news in The Carolina Crier.

2) The Carolina Crier has so much other information that Bill likes to read. Bill likes the Feature section most of all. This week The Carolina Crier has a Feature section on "The Treatment of Cancer".

3) Bill also likes the Editorial section of the newspaper. He likes to read "Letters to the Editor". Other people write to the Editor and give their opinions on different items of interest.

5. Read and write

Examples:	<u>Singular</u>	<u>Plural</u>
	1. car	cars
	2. bank	banks
	3. bill	bills
	4. clown	clowns
	5. ring	rings

1. I will pay the bill with a check.

2. I will pay the bills with checks.

1. block _____

4. egg _____

2. book _____

5. fire _____

3. day _____

6. floor _____

If you need help:

4. Read the story with the student. Have the student read the story again.
5. Go over the difference between singular and plural with the student. A word that refers to one person, animal, place, or thing is singular. A word that refers to more than one is plural. Have the student read the singular words, then the plural words in the examples. Have the student read sentence #1 and underline the singular words. Have the student read sentence #2 and underline the plural words. Review this rule: Many naming words form their plurals by adding s to the singular word. Have the student fill in the blanks with the plural form of the word.

Unit 12 - The Newspaper

Lesson 142

1. New words

Obituaries	Theaters	Comics	Abby
Television	Bridge	index	

2. Read and write

There is an index on the first page of the daily newspaper. You can use the index to find things in the newspaper. The index will give the section and page number of things you are looking for in the newspaper. For example: Comics - 5B means that the Comics will be on page 5 in Section B.

Index			
Abby	2B	Features	1B
Bridge	2B	Obituaries	4-5C
Business	4D	Sports	1D
Classified Ads	6B	Television	3B
Comics	4B	Theaters	5B
Editorials	4A		

1. The index is on the _____ page of the newspaper.
2. The index will give you the section and _____
_____.
3. The Classified Ads are in section _____.
4. The Television listings are in section _____.
5. The Editorials are in section _____.

If you need help:

1. Read the new words with the student.
2. Read the paragraph with the student. Have the student read the paragraph again. Have the student fill in the correct words and numbers in each sentence.

3. Listen and write

an

c + an = can m + an = man
th + an = than r + an = ran

m _____an c _____an
r _____an th _____an

am

d + am = dam j + am = jam
h + am = ham r + am = ram
y + am = yam

j _____am y _____am
h _____am r _____am
d _____am

ack

bl + ack = black l + ack = lack
j + ack = jack p + ack = pack
b + ack = back

p _____ack l _____ack
b _____ack bl _____ack
j _____ack

If you need help:

- Review word families with the student.
Teach the an word family. Use the words in the first box. Teach the am word family. Use the words in the second box. Teach the ack word family. Use the words in the third box.
Have the student copy the letter or letters on each line.
Have the student read the word.

4. Read

STORY WORDS - died death obituary

1) When Bill Best wants to find certain information in The Carolina Crier, he uses the index. The index is on the front page of the newspaper. The index lists the headings. The section and page number are listed beside each heading.

2) Bill had a friend who died. The friend's name was Allen White. Bill wanted to read about Allen White's death. He found the heading Obituaries in the index. The index listed the Obituaries on 4-5C. Bill found section C of the newspaper. He looked on pages 4 and 5. Then he found Allen White's obituary. Bill read the obituary.

5. Read and write

Examples:	<u>Singular</u>	<u>Plural</u>
	1. address	addresses
	2. flash	flashes
	3. glass	glasses
1. box	_____	4. gas _____
2. cross	_____	5. dress _____
3. bus	_____	6. splash _____

If you need help:

4. Read the story words with the student. Read the story with the student. Have the student read the story again.
5. Review this rule with the student: Most words that end in s, sh, ch, x, and z form their plurals by adding es to the singular word.
Have the student read the singular words then the plural words in the examples. Have the student fill in the blanks with the correct plural word.

Unit 12 - The Newspaper

Lesson 143

1. New words

nights	weekends	apply
--------	----------	-------

2. Read and write

There are many sections in the Classified Ads. One section tells about jobs. This section is called **Help Wanted**. If you need a job, look in the **Help Wanted** section of your newspaper.

In the newspaper there are many sections under **Help Wanted**. One section is **Restaurants**. All the ads for jobs in restaurants are in this section. This helps you find the ads for the kind of job you want.

Help Wanted Joe's Restaurant Part-time cook needed Nights and weekends Call 555-0000 Ask for Bob	Preschool Teacher Full-time hrs. 8:00 - 5:00 Children's Day Care Center 432 Service Street Apply in person \$4/hr. No calls
---	--

1. The _____ section of the Classified Ads tells about jobs.
2. If you wanted a part-time job you would apply at _____.
3. The _____ is a full-time job.
4. You need to apply in person for the job at the _____.

If you need help:

1. Read the new words with the student.
2. Read the paragraphs with the student. Have the student read the paragraphs again. Have the student fill in the correct words in each sentence.

3. Listen and write

<u>ed</u>	
b + ed = bed	l + ed = led
f + ed = fed	r + ed = red
w + ed = wed	

b _____ed f _____ed
l _____ed r _____ed
w _____ed

<u>et</u>	
g + et = get	m + et = met
l + et = let	s + et = set
y + et = yet	

m _____et g _____et
s _____et l _____et
y _____et

<u>eg</u>	
b + eg = beg	l + eg = leg
k + eg = keg	p + eg = peg

k _____eg p _____eg
b _____eg l _____eg

If you need help:

- Review word families with the student.
Teach the ed word family. Use the words in the first box. Teach the et word family. Use the words in the second box. Teach the eg word family. Use the words in the third box.
Have the student copy the letter or letters on each line.
Have the student read the words.

4. Read

- 1) Penny Day needs to find a job. She looked in the Classified Ads of the newspaper. She found some jobs listed in the Help Wanted section.
- 2) A local company needed an hourly worker to clean offices nights and weekends. No experience was needed. Penny will apply in person for this position.
- 3) Penny found a part-time position listed. The worker could earn up to \$7.00 an hour making phone calls. This person would have to work 25 hours a week. This person would also have to work nights and weekends. Penny will call the telephone number listed.

5. Read and write

- Examples:
1. The girl is in my class.
 2. The girl's class is easy.

Singular Form
ring
kitten

Singular Possessive Form
ring's
kitten's

Singular Form

Singular Possessive Form

1. teacher
2. snake
3. machine
4. school

1. _____
2. _____
3. _____
4. _____

If you need help:

4. Read the story with the student. Have the student read the story again.
5. Review this rule with the student: Most singular nouns form the possessive by adding the apostrophe and s ('s). Have the student read the singular forms of the word then the singular possessive form in the examples. Have the student read sentence #1 and underline the singular form of the word. Have the student read sentence #2 and underline the singular possessive form. Have the student fill in the blanks with the singular possessive form of the word.

Unit 12 - The Newspaper

Lesson 144

1. New words

air conditioning	bedroom	washer	paid	rent
unfurnished	utilities	dryer	large	pets
furnished				

2. Read and write

Houses and apartments are listed in the Classified Ads. One section lists houses and apartments for rent. A different section lists houses for sale. The ad will tell about the house or apartment. There are many abbreviations in these ads. Examples:

- | | |
|--------------------------|--------------------------------------|
| 1. apt. - apartment | 6. AC - air conditioning |
| 2. unfurn. - unfurnished | 7. All util. pd.- all utilities paid |
| 3. Furn. - furnished | 8. one mo. dep.- one month deposit |
| 4. BR - bedroom | |
| 5. WD - washer and dryer | |

For Rent - Unfurnished Large Apt. 2 BR, 1 Bath, WD. No Pets. Near Schools, Water - Furn. One mo. dep. \$350/mo. 143 Book Street	Furnished Apt. for Rent, 3 BR., 2 Bath. In hospital area. All Util. pd. \$500/mo. No deposit. 123 Service Street
--	--

1. The abbreviation for bedroom is _____.
2. The letters WD mean that the apartment or house has a _____ and _____.
3. The address of the two bedroom apartment is _____.

If you need help:

1. Read the new words with the student.
2. Read the paragraph with the student. Have the student read the paragraph again. Have the student fill in the correct words in each sentence.

3. Listen and write

en

m + en = men th + en = then
p + en = pen wh + en = when
t + en = ten

th _____ en m _____ en
wh _____ en p _____ en
t _____ en

eck

ch + eck = check n + eck = neck
wr + eck = wreck p + eck = peck
d + eck = deck

wr _____ eck n _____ eck
ch _____ eck p _____ eck
d _____ eck

es ess

ch + ess = chess l + ess = less
gu + ess = guess y + es = yes

y _____ es ch _____ ess
gu _____ ess l _____ ess

If you need help:

3. Review word families with the student.
Teach the en word family. Use the words in the first box. Teach the eck word family. Use the words in the second box. Teach the es and ess word family. Use the words in the third box.
Have the student copy the letter or letters on each line.
Have the student read the words.



4. Read

STORY WORDS - stove conditioned

- 1) Skip Black is looking for an unfurnished apartment to rent. He looked in the For Rent section of the Classified Ads.
- 2) He found a 2 bedroom (2 BR), 1 bath apartment listed. Stove, refrigerator (refrig.), washer and dryer (WD) were furnished. The apartment was air conditioned (AC). Water was furnished.
- 3) The rent was \$350.00 a month. A one month deposit would have to be paid. Skip went to see this apartment. He paid the \$350.00 deposit. He will move to this apartment next week.

5. Read and write

- Examples:
1. The clowns were leaving the city.
 2. The clowns' clothes were pretty.

<u>Plural form</u>	<u>Plural Possessive form</u>
1. adults	adults'
2. banks	banks'
3. clowns	clowns'
4. ducks	ducks'

<u>Plural form</u>	<u>Plural Possessive form</u>
1. doctors	1. _____
2. vans	2. _____
3. stores	3. _____
4. rocks	4. _____

If you need help:

4. Read the story words with the student. Read the story with the student. Have the student read the story again.
5. Review this rule with the student: Form the possessive of plural nouns that end in s by adding an apostrophe. Have the student read the plural form of the word in the examples then the plural possessive form. In sentence #1 have the student underline the plural form of the word. In sentence #2 have the student underline the plural possessive form of the word. Have the student fill in the blanks with the plural possessive form of the words.

Unit 12 - The Newspaper

Lesson 145

1. New words

AM/FM Radio	Escort	Ford	VW
Rabbit	miles	doors	

2. Read and write

Many people look in the Classified Ads when they want to buy a used car. The ad will tell about the car. It will tell the year of the car and the cost. Classified Ads can help you find a good used car.

Ford '85 Escort AC, 45,000 miles AM/FM, \$2500. Call - 555-0000 Days	VW Rabbit '81 2 dr., AC, AM, 60,000 mi, \$1,950. Call 555-0000 after 5:00 p.m.
--	--

Abbreviations: AC - air conditioning
AM/FM - AM/FM radio
dr. - doors
mi. - miles

1. The car with 45,000 miles is the _____.
2. The two door car is the _____.
3. If you want to call about the VW Rabbit, you need to call after _____.
4. The _____ has an AM/FM radio.
5. Both cars have _____.

If you need help:

1. Read the new words with the student.
2. Read the paragraph with the student. Have the student read the paragraph again. Have the student fill in the correct words in each sentence.

3. Listen and write

ill

b + ill = bill m + ill = mill
h + ill = hill w + ill = will
f + ill = fill

f _____ ill m _____ ill
w _____ ill b _____ ill
h _____ ill

in

th + in = thin f + in = fin
ch + in = chin w + in = win
p + in = pin

ch _____ in w _____ in
th _____ in p _____ in
f _____ in

it

f + it = fit k + it = kit
qu + it = quit s + it = sit

s _____ it qu _____ it
k _____ it f _____ it

If you need help:

- Review word families with the student. Teach the ill word family. Use the words in the first box. Teach the in word family. Use the words in the second box. Teach the it word family. Use the words in the third box. Have the student copy the letter or letters on each line. Have the student read the words.

4. Read

STORY WORD - owner

- 1) Skip Black wants to buy a used car. He looked in the **Autos For Sale** section of the Classified Ads.
- 2) He found an '81 Ford van listed for \$3,795. It was a local, one-owner van with 75,000 miles. It was air conditioned and had an AM/FM radio.
- 3) Skip called the telephone number that was given in the ad. He went to see the van. The van was in good condition. He wanted to drive it. He may buy the van if he can get a loan.

5. Read and write

1. Do you know the (girls) (girl's) (girls') name?
2. The (boxs) (boxes) are in the car.
3. We found the two (boys) (boys') (boy's) shirts at home.
4. The (applications) (application's) (applications') are at the bank.
5. All the (books) (books') (book's) covers were blue.
6. All the (bills) (billes) are paid.
7. We went to Mr. (Dodds) (Dodd's) (Dodds') store.
8. This month has thirty (days) (dayes).
9. The (customer's) (customers') (customers) statement is in the mail.
10. The (coins) (coins) (coin's) are falling off the table.

If you need help:

4. Read the story word with the student. Read the story with the student. Have the student read the story again.
5. Go over the rules for forming plurals with the student. Have the student read the sentences and underline the correct plural form.

Unit 13 - Review

Lesson 146

1. Review words

immunization record	attendance	teacher	shots
excused absence	kindergarten	Head Start	note
birth certificate	parents	Preschool	read

2. Read and write

1. _____ can help their children get ready for school.
2. Parents need to _____ to their children.
3. _____ and _____ help children get ready for school.
4. Children go to _____ when they are five years old.
5. The kindergarten _____ will know when children are ready for first grade.
6. Parents need to take a copy of the child's _____ and _____ when they register the child for first grade.
7. The immunization record will show the _____ that the child has been given.
8. Children need to have good _____ at school.
9. A child will get an _____ when he is sick.
10. Parents need to write a _____ to the school when their child has been sick.

If you need help:

1. Read the review words with the student.
2. Have the student fill in the correct words in each sentence.

3. Listen and write

<u>is</u>	<u>iss</u>
th + is = this	k + iss = kiss
h + is = his	m + iss = miss

h _____ is m _____ iss
k _____ iss th _____ is

<u>ick</u>
qu + ick = quick k + ick = kick
ch + ick = chick p + ick = pick
s + ick = sick

s _____ ick ch _____ ick
p _____ ick qu _____ ick
k _____ ick

<u>ing</u>
br + ing = bring s + ing = sing
th + ing = thing w + ing = wing
r + ing = ring

w _____ ing th _____ ing
r _____ ing br _____ ing
s _____ ing

If you need help:

3. Review word families with the student. Teach the is and iss word family. Use the words in the first box. Teach the ick word family. Use the words in the second box. Teach the ing word family. Use the words in the third box. Have the student copy the letter or letters on each line. Have the student read the word.

4. Reading Review

- 1) Ada Abrams has two children. Andy and Amy have been in Head Start since they were three years old.
- 2) Now Amy is ready for kindergarten, and Andy will be completing first grade. Ada will register Amy next week for kindergarten. Ada got a copy of Amy's birth certificate and immunization record at the Health Department. She will take the birth certificate and immunization record to kindergarten registration.
- 3) Andy has had good attendance in first grade. He got the chicken pox this week and had to miss school. The doctor has written a note to Andy's teacher. Andy's absence from school will be excused.

5. Read and write

- | | |
|-----------------|-------------------------|
| 1. street _____ | 6. Sunday _____ |
| 2. year _____ | 7. Doctor _____ |
| 3. route _____ | 8. Post Office _____ |
| 4. pound _____ | 9. Wednesday _____ |
| 5. Mister _____ | 10. United States _____ |

If you need help:

4. Read the story with the student. Have the student read the story again.
5. Tell the student that an abbreviation is a shortened form of a word. A period is always placed after the abbreviation. Have the student fill in the blanks with the correct abbreviations.

Unit 13 - Review

Lesson 147

1. Review words

unexcused absence	signature	present	P.T.A.
permission slip	comments	absent	grade
report card	teacher	poor	

2. Read and write

1. If children stay home when they are not sick, they will get an _____.
2. Unexcused absences will make children have _____ grades.
3. The Parent Teacher Association is called _____.
4. Parents have to sign a _____ so their children can go on a field trip.
5. The _____ helps the parents to see the child's progress.
6. _____ are notes from the teacher to the parent on the report card.
7. The report card shows the number of days _____ and _____.
8. Parents will sign the report card on the line that says _____ of parent.
9. The meaning of each _____ will be on the report card.
10. If the child gets poor grades on his report card, the parent needs to talk with the _____.

If you need help:

1. Read the review words with the student.
2. Have the student fill in the correct words in each sentence.

3. Listen and write

<u>ob</u>							
j	+	ob	= job	c	+	ob	= cob
m	+	ob	= mob	r	+	ob	= rob

r _____ob m _____ob
c _____ob j _____ob

<u>od</u>							
c	+	od	= cod	n	+	od	= nod
G	+	od	= God	r	+	od	= rod
p	+	od	= pod				

p _____od r _____od
c _____od n _____od
G _____od

<u>ot</u>							
g	+	ot	= got	n	+	ot	= not
d	+	ot	= dot	l	+	ot	= lot
h	+	ot	= hot				

d _____ot l _____ot
h _____ot g _____ot
n _____ot

If you need help:

- Review word families with the student. Teach the ob word family. Use the words in the first box. Teach the od word family. Use the words in the second box. Teach the ot word family. Use the words in the third box. Have the student copy the letter or letters on each line. Have the student read the word.

4. Reading Review

1) Mrs. Wells is Andy Abrams teacher. She sent two notes home this week for Ada Abrams to read. One of the notes was about PTA. The other note was about a field trip.

2) Ada read each note. She is planning to attend the PTA meeting Monday night. She signed the other note. This note gave Andy permission to go on a field trip. Andy took the signed permission slip to his teacher.

3) Mrs. Wells also sent report cards home this week. Ada read Andy's report card. She read the teacher's comments. Andy is doing well in school. He has good attendance. He was present 40 days and absent 5 days. His absences were excused.

5. Read and write

C. _____	Fri. _____
TbIs. _____	Oct. _____
tsp. _____	S.C. _____
oz. _____	Sat. _____
lb. _____	Dec. _____

If you need help:

4. Read the story with the student. Have the student read the story again.
5. Have the student write the correct word for the abbreviation in the blank.

Unit 13 - Review

Lesson 148

1. Review words

guidance counselor	suspension	parents	below
citizenship	expulsion	detention	level
career plan	conference		

2. Read and write

1. The _____ grade tells parents about their child's behavior at school.
2. If the citizenship grade is not good, _____ need to talk with the teacher.
3. Some report cards will tell if your child is working on grade _____.
4. If a child is working _____ grade level, parents need to talk with the teacher so they can help the child at home.
5. The teacher may call the parents for a _____ to talk about the child's work and behavior at school.
6. When a student gets a _____, he has to stay after school.
7. If the student gets a _____, he cannot come to school for a certain number of days.
8. When a student gets an _____, he must leave the school and cannot return.
9. If a student is having problems at home or school, he can talk to the _____.
10. Guidance counselors can help high school students make a _____.

If you need help:

1. Read the review words with the student.
2. Have the student fill in the correct words in each sentence.

3. Listen and write

ox

b + ox = box p + ox = pox
f + ox = fox

p _____ ox b _____ ox
f _____ ox

ock

d + ock = dock l + ock = lock
r + ock = rock sh + ock = shock
cl + ock = clock

r _____ ock cl _____ ock
d _____ ock sh _____ ock
l _____ ock

op

ch + op = chop t + op = top
st + op = stop p + op = pop
dr + op = drop

t _____ op ch _____ op
p _____ op st _____ op
dr _____ op

If you need help:

3. Review word families with the student.

Teach the ox word family. Use the words in the first box. Teach the ock word family. Use the words in the second box. Teach the op word family. Use the words in the third box.

Have the student copy the letter or letters on each line. Have the student read the word.

4. Reading review

- 1) Ada Abrams learned from Andy's report card that he has good behavior at school. His citizenship grade was satisfactory. He needs to do better in mathematics. He is working below grade level in mathematics. Ada will have a conference with Mrs. Wells.
- 2) Beth Day is a friend of Ada Abrams. Beth has a girl named Penny. Penny Day is having many problems at school. Penny has had to serve detention for being tardy too many times.
- 3) Today Beth Day got a letter from the school. Now Penny has gotten a suspension from school for 3 days. The reason for the suspension is poor behavior. Beth will talk to the guidance counselor about Penny's behavior.

5. Read and write

1. a b c d e f g h i j k l m n o p q r s t u v w x y z
2. Write the vowels. _____
3. Underline the words that use an correctly:

- | | |
|---------------|-----------------|
| 1) an address | 6) an order |
| 2) an car | 7) an education |
| 3) an bus | 8) an song |
| 4) an item | 9) an picture |
| 5) an dinner | 10) a key |

***** * *****
If you need help:

4. Read the story with the student. Have the student read the story again.
5. Have the student read the letters of the alphabet. Have the student circle the vowels. Write the vowels on the blank lines. Tell the student to use the word an before words that begin with vowels. Have the student underline the words that use an correctly.

Unit 13 - Review

Lesson 149

1. Review words

certificate	evening	write	tutors
GED test	diploma	read	adults
schools	units	free	

2. Read and write

1. Many _____ did not finish school.
2. Adult Education has classes to help adults learn to _____ and _____.
3. Adults can go to Adult Education classes and earn their high school _____.
4. There are day and _____ classes in Adult Education.
5. Adults can study for the _____ _____ in Adult Education classes.
6. When an adult passes the GED test, he will get his GED _____.
7. In some areas _____ will help adults learn to read and write.
8. Adult Education classes are _____ or there is a small charge.
9. Adult Education classes will be listed in the Yellow Pages of the phone book under _____.
10. Adults can get their high school _____ by studying in Adult Education classes.

if you need help:

1. Read the review words with the student.
2. Have the student fill in the correct words in each sentence.

3. Listen and write

<u>ug</u>							
h	+	ug	= hug	r	+	ug	= rug
b	+	ug	= bug	dr	+	ug	= drug

r _____ug b _____ug
h _____ug dr _____ug

<u>uck</u>							
l	+	uck	= luck	d	+	uck	= duck
b	+	uck	= buck	st	+	uck	= stuck
tr	+	uck	= truck				

b _____uck tr _____uck
d _____uck st _____uck
l _____uck

<u>unk</u>							
tr	+	unk	= trunk	j	+	unk	= junk
ch	+	unk	= chunk	s	+	unk	= sunk
b	+	unk	= bunk				

s _____unk ch _____unk
j _____unk tr _____unk
b _____unk

If you need help:

- Review word families with the student. Teach the ug word family. Use the words in the first box. Teach the uck word family. Use the words in the second box. Teach the unk word family. Use the words in the third box. Have the student copy the letter or letters on each line. Have the student read the word.

4. Reading review

1) Frank Banks wanted to complete high school. Frank went to the Adult Education office in his area. He learned he had two choices. One choice was to earn high school units. The other choice was to take the GED test.

2) An Adult Education teacher helped Frank make a choice. She gave him tests. The tests showed Frank needed help in mathematics and English.

3) Frank attended Adult Education classes two evenings a week. These classes were free. He studied mathematics, English, reading, social studies, and science.

4) Frank took the GED test many months later. He passed. Now he has a GED certificate.

5. Read and write

1. a b c d e f g h i j k l m n o p q r s t u v w x y z

2. Circle the a or an before the words listed below:

- | | |
|-------------------|--------------------|
| 1) (a, an) baby | 6) (a, an) name |
| 2) (a, an) table | 7) (a, an) morning |
| 3) (a, an) kitten | 8) (a, an) rock |
| 4) (a, an) leaf | 9) (a, an) school |
| 5) (a, an) cab | 10) (a, an) bag |

If you need help:

4. Read the story with the student. Have the student read the story again.
5. Have the student read the letters of the alphabet. Have the student underline the consonants. Tell the student to use the word a before words that begin with a consonant and use the word an before words that begin with a vowel. Have the student underline the correct word in the parenthesis.

Unit 13 - Review

Lesson 150

1. Review words

breakfast	minerals	energy	four	list
vitamins	healthy	money	meal	meat
four food groups				

2. Read and write

1. You need to eat the right foods so you will be _____.
2. Breakfast is a very important _____.
3. If you miss _____, your body does not have the energy it needs for the day.
4. Your _____ comes from the food you eat.
5. Foods have _____ and _____ that the body needs to be healthy.
6. Every food can be put into one of the _____.
7. An adult needs _____ servings from the fruit and vegetable group each day.
8. Many people eat more servings from the _____ group than their body needs.
9. You can save _____ on food by planning your meals.
10. Make a _____ of the foods you will need for one week before you go to the grocery store.

If you need help:

1. Read the review words with the student.
2. Have the student fill in the correct words in each sentence.

3. Listen and write

<u>un</u>							
g	+	un	= gun	r	+	un	= run
f	+	un	= fun	s	+	un	= sun

r _____ un s _____ un
g _____ un f _____ un

<u>ung</u>							
h	+	ung	= hung	l	+	ung	= lung
r	+	ung	= rung	s	+	ung	= sung
yo	+	ung	= young				

r _____ ung yo _____ ung
l _____ ung s _____ ung
h _____ ung

<u>ut</u>							
sh	+	ut	= shut	b	+	ut	= but
n	+	ut	= nut	c	+	ut	= cut
r	+	ut	= rut				

r _____ ut sh _____ ut
n _____ ut c _____ ut
b _____ ut

If you need help:

- Review word families with the student. Teach the un word family. Use the words in the first box. Teach the ung word family. Use the words in the second box. Teach the ut word family. Use the words in the third box. Have the student copy the letter or letters on each line. Have the student read the word.



4. Reading review

- 1) Mary Smith wants her family to be healthy. She serves them food from the four food groups.
- 2) Breakfast is the most important meal Mary's family eats. A good breakfast gives each one's body energy to begin the day.
- 3) Mary plans the meals she serves her family. Nutritious meals give each one the vitamins and minerals they need. Mary plans snacks, too. Planning meals and snacks saves Mary money.

5. Read and write

Examples: She is at work.
They are in the car.

1. Jim (is, are) here.
2. The men (is, are) working today.
3. The telephone (is, are) fixed.
4. The doctor says the boy (is, are) sick.
5. Mr. Smith (is, are) living here now.
6. Fred and I (is, are) brothers.
7. You (is, are) my friend.

If you need help:

4. Read the story with the student. Have the student read the story again.
5. Go over the rules for using the words is or are: Use the word is when you are talking about one thing. Use the word are when talking about more than one thing. Always use the word are after using the word you. Have the student read the sentences in the examples. Have the student read sentences 1-7 and underline the correct word in the parenthesis.

Unit 13 - Review

Lesson 151

1. Review words

ingredients	popcorn	snacks	fat	lb.
tablespoon	recipes	fruit	oz.	C.
meals				

2. Read and write

1. Use the four food groups to plan your _____.
2. _____ tell us how to make different foods.
3. A recipe has a list of _____.
4. T or Tbls. is the abbreviation for _____.
5. The abbreviation for ounce is _____.
6. The abbreviation for cup is _____.
7. The abbreviation for pound is _____.
8. Many _____ are high in calories.
9. _____ and _____ are good snacks.
10. Many snacks have too much _____.

If you need help:

1. Read the review words with the student.
2. Have the student fill in the correct words in each sentence.

3. Listen and write

<u>add</u>	<u>adds</u>	<u>added</u>	<u>adding</u>	
<u>ask</u>	<u>asks</u>	<u>asked</u>	<u>asking</u>	
<u>check</u>	<u>checks</u>	<u>checked</u>	<u>checking</u>	<u>checker</u>
<u>employ</u>	<u>employs</u>	<u>employed</u>	<u>employing</u>	<u>employer</u>

employer checks asked adding
employs checked checker asking
checked asks employed added
checking employing

chewable	=	chew	+	able
newspaper	=	news	+	paper
passbook	=	pass	+	book
breakfast	=	break	+	fast
popcorn	=	pop	+	corn

popcorn newspaper afternoon
below breakfast beside
chewable today scrapbook
passbook tablespoon sometimes
teaspoon weekday

If you need help:

3. Teach root or base words using the words in the first box on the page.
Have the student read each word and circle the root word.
Tell the student that a compound word is two words put together. Use the words in the second box on the page.
Have the student draw a line between the two words in each compound word.

4. Reading review

1) Mary Smith uses different recipes. Different recipes help her change the meals she serves. A recipe will list all the ingredients needed. Recipes use abbreviations. These abbreviations give the amount of the ingredients to use.

2) Mary found a recipe for a nutritious meal in one dish. The recipe called for mixing 1 pound (lb.) of chicken, 1 cup (C.) of rice, 1 can of cheese soup, and 1 pound (lb.) of fresh broccoli. Four tablespoons (Tbbs.) of crackers, and 1 ounce (oz.) of cheese could be put on top. The dish needed to cook for 1 hour at 350°.

5. Read and write

Examples: The boy was ready to start to work.
They were at the shop.

1. I (was, were) at work.
2. The children (was, were) on the bus.
3. The baby (was, were) cold.
4. You (was, were) too late.
5. The shirts (was, were) too small for him.

If you need help:

4. Read the story with the student. Have the student read the story again.
5. Go over these rules for using the words was and were:
Use the word was when talking about one thing. Use the word were when talking about two or more things. Always use the word were with the word you. Have the student read the examples. Have the student read sentences 1-5 and underline the correct word in the parenthesis.

Unit 13 - Review

Lesson 152

1. Review words

expiration date	nutritious	coupon	taste
ingredients	additives	double	label
restaurant	weight		

2. Read and write

1. Some grocery stores will _____ the amount of money on your coupon.
2. Some coupons have an _____.
3. After the expiration date, a _____ cannot be used.
4. A food _____ tells about the food in the can or box.
5. The _____ of the food must be on the food label.
6. On a food label the _____ are listed in order from the largest to the smallest amount.
7. _____ are listed under ingredients.
8. Additives are added to foods to make the food look and _____ good.
9. It costs more money to eat at a _____ than to eat at home.
10. Fast food is not very _____.

If you need help:

1. Read the review words with the student.
2. Have the student fill in the correct words in each sentence.

3. Listen and write

re + place = replace	pro + test = protest
dis + like = dislike	re + call = recall
un + happy = unhappy	en + list = enlist

unhappy recall replace
protest dislike enlist

soft + ness = softness	like + able = likeable
employ + ment = employment	soft + er = softer
hard + est = hardest	deposit + ing = depositing
month + ly = monthly	want + ed = wanted

wanted depositing monthly
hardest softer likeable
softness employment

add	ask	check	employ
-----	-----	-------	--------

employer added asks checked
checking employs adding employed
asked checks adds asking

If you need help:

3. Tell the student that a prefix is a beginning added to a root or base word. Use the examples in the first box on this page.
Have the student underline the prefixes.
Tell the student that a suffix is an ending added to a root or base word. Use the examples in the second box on this page. Review the s, ing, ed, er, est, ly, and ful endings he has already learned.
Have the student underline the suffixes.
Review the root words in the third box on this page.
Have the student underline the root word.

4. Reading review

- 1) Mary Smith is a very smart shopper. She reads food labels. Food labels let Mary know what is in the food. These are called ingredients. Additives are listed as ingredients. Additives make food look or taste good. Sugar and salt are additives. Mary knows that too much sugar and salt are not good for her family.
- 2) Mary saves money on her weekly food bill. She does not eat at fast food restaurants. She takes her lunch to work.
- 3) Mary also uses coupons when she grocery shops. A coupon has to be used before the expiration date. Coupons help Mary save money. Mary does not buy too many convenience foods. They are too expensive.

5. Read and write

Examples: Ed saw Ken at work.
Ann has seen my friend.

1. She has (saw, seen) him there every week.
2. Sam (saw, seen) a snake.
3. I have (saw, seen) them many times.
4. The children were last (saw, seen) on the road.
5. I (saw, seen) two kites in the sky.
6. Bob has (saw, seen) that blue car before.

If you need help:

4. Read the story with the student. Have the student read the story again.
5. Go over the rules for using the words saw and seen:
Never use a helping word with saw. Always use a helping word with seen. Review some of the helping words with the student. Some helping words are: has, have, had, am, is, are, was, were.
Have the student read the sentences in the examples.
Have the student read sentences 1-6 and underline the correct word in the parenthesis.

Unit 13 - Review

Lesson 153

1. Review words

birth certificate	birth control	cake mix
Health Department	budget	lunch
convenience	cost	fat
less		

2. Read and write

1. Fast food is very high in _____.
2. Making your _____ at home is more nutritious than eating fast food.
3. _____ foods are prepared by the food company.
4. Convenience foods _____ more.
5. Convenience foods help you do _____ work.
6. _____ is an example of a convenience food.
7. A food _____ will help you know how much money you can spend on food each week.
8. There is a _____ in your county.
9. You can get a _____ at the Health Department.
10. The Family Planning Clinic gives information about _____.

If you need help:

1. Read the review words with the student.
2. Have the student fill in the correct word in each sentence.

3. Listen and write

<u>a</u>	<u>an</u>	<u>and</u>
<u>a</u> box	<u>an</u> adult	you <u>and</u> I
<u>a</u> cake	<u>an</u> egg	black <u>and</u> white
<u>a</u> desert	<u>an</u> Indian	hard <u>and</u> soft
<u>a</u> fire	<u>an</u> order	read <u>and</u> write
<u>a</u> glass	<u>an</u> uncle	right <u>and</u> left

1. Bring me _____ glass, please.
2. Do you have _____ account in this bank?
3. You _____ I are friends.
4. _____ education is very important!

<u>to</u>	<u>too</u>	<u>two</u>
<u>to</u> have	<u>too</u> much	<u>two</u> weeks
<u>to</u> go	<u>too</u> many	<u>two</u> vans
<u>to</u> see	<u>too</u> expensive	<u>two</u> days
<u>to</u> eat	will you go, <u>too</u>	<u>two</u> tables
<u>to</u> know		<u>two</u> signatures

1. In _____ weeks it will be April.
2. _____ much fat is not good for you.
3. You need _____ eat meat that is not processed.

If you need help:

3. Tell the student to use a before nouns that begin with a consonant, an before nouns that begin with vowels, and between nouns. Use the examples in the first box. Have the student write a, an, or and in each sentence. Have the student read the sentences. Explain when to use to, too, or two. Use the examples in the second box. Have the student write to, too, or two in each sentence. Have the student read the sentences.

4. Reading review

1) The Health Department has many services. These services help many people. Go by or call the Health Department in your county. Find out what services they have. Many of the services at the Health Department are free. Pregnancy tests are free. Immunizations or shots are free. Free physical examinations are given.

2) Testing for AIDS is given at the Health Department. Also testing and treatment for venereal diseases are given.

5. Read and write

Examples: Bob has gone to buy a new car.
She went to the store with Chip.

1. The boys have (gone, went) to school.
2. Jim (gone, went) to the doctor today.
3. He has (gone, went) to the store for me.
4. The student had (gone, went) for the day.
5. My brother (gone, went) to the park with the children.
6. Bob has (gone, went) to bed because he is sick.

If you need help:

4. Read the story with the student. Have the student read the story again.
5. Go over the rules for using the words gone and went: The word gone is used to tell that something has happened in the past. Gone is always used with a helping word. Never use a helping word with the word went. Have the student read the sentences in the examples. Have the student read sentences 1-6 and underline the correct word in the parenthesis.

Unit 13 - Review

Lesson 154

1. Review words

physical examinations	Medicaid	nursing
immunization record	nutrition	orders
pregnancy tests	coupons	speech
immunization		

2. Read and write

1. The Family Planning Clinic gives free _____
_____.
2. WIC is a _____ program.
3. WIC _____ are used to buy nutritious foods.
4. The Child Health Clinic gives _____
to new babies and children up to two years old.
5. The Child Health Clinic has many services for children
ages 2-21 who are on _____.
6. _____ are free at the Health Department.
7. The Health Department will give parents an _____
_____ for each child.
8. Home Health Services is for people who need skilled
_____ care at home.
9. Physical therapy and _____ therapy are given in
the home by Home Health Services.
10. All services in Home Health Services are given under a
doctor's _____.

If you need help:

1. Read the review words with the student.
2. Have the student fill in the correct words in each sentence.

3. Listen and write

by	buy	no	know
right	write	new	knew
red	read	ad	add

1. Kim will _____ medicine for Pat.
by buy
2. _____ your name on the line.
right write
3. Is your new dress _____?
red read
4. _____, I cannot go to the store.
No Know
5. My _____ shoes are blue.
new knew
6. Did you _____ up your bill?
ad add
7. We will go _____ your house first.
by buy
8. Go _____ at Book Street.
right write
9. Bob _____ the book this afternoon.
red read
10. Put an _____ in the newspaper.
ad add
11. It is important to _____ First Aid.
no know
12. Ann _____ the four food groups.
new knew

If you need help:

3. Tell the student that some words are pronounced the same, but have different spellings and meanings. Read the words in the box with the student. Give the meaning for each word. Have the student write the correct word in each sentence. Have the student read the sentences.

4. Reading Review

- 1) Betty Weeks has been in the hospital. She is going home today. She will have to have skilled nursing care at home.
- 2) The Health Department has a program called Home Health Services. People from Home Health Services will go to Betty's home. They will take care of Betty. They will do what Betty's doctor tells them to do.
- 3) A Personal Care Aide from the Health Department will go to Betty's home. The Personal Care Aide will do Betty's housework. She will also cook meals for Betty.

5. Read and write

1. Everyone had (gone, went) before we got there.
2. Have you (saw, seen) the letters from her?
3. I (saw, seen) the group this afternoon.
4. Shirley and John (is, are) working for his company.
5. The letters (was, were) mailed last week.
6. The city (is, are) a nice place to visit.

If you need help:

4. Read the story with the student. Have the student read the story again.
5. Have the student read sentences 1-6. Have the student underline the correct word in the parenthesis. Review with the student the rules for using these words correctly: (is, are) (was, were) (saw, seen) (gone, went).

Unit 13 - Review

Lesson 155

1. Review words

venereal diseases	Ipecac Syrup	poison	milk
Poison Control	housework	before	live
medicine	first	water	

2. Read and write

1. The Personal Care Aide program helps people _____ at home.
2. The Personal Care Aide helps the patient with _____ and cooking.
3. The Health Department tests for _____.
4. Cleaning products can _____ children.
5. _____ can poison children.
6. If a child eats or drinks poison, first give _____ or _____.
7. If a child eats or drinks poison, call _____.
8. The Poison Control number is listed on the _____ page of your telephone book.
9. Poison Control may tell the parents to give the child _____.
10. Do not give Ipecac Syrup _____ you call Poison Control.

If you need help:

1. Read the review words with the student.
2. Have the student fill in the correct words in each sentence.

3. Listen and write

VCC =	add	egg	ink	off	up
CVC =	dad	yes	six	box	cup

Examples: and = VCC
 bus = CVC
 up = VC

but = _____ off = _____ ten = _____
 add = _____ end = _____ fix = _____
 ham = _____ ink = _____ up = _____
 job = _____ egg = _____ dad = _____
 box = _____ six = _____ yes = _____
 cup = _____ ask = _____ man = _____

y = e =	city	happy	delivery	company
y = i =	why	try	my	by

y = e

y = i

1. _____
2. _____
3. _____
4. _____

1. _____
2. _____
3. _____
4. _____

 If you need help:

3. Review the VCC and CVC rules with the student. Read the words in the box. Have the student write VCC or CVC after each word. Have the student study the examples first. Review the y = e and y = i sounds. Read the words in the box. Read the words in the next box to the student. Have the student write the words in the y = e or y = i column.

4. Reading review

1) Many children die each year from eating poison. Many of the products you use to clean your house are poison. The products that you use to wash clothes are poison. Medicines can poison a child. These products need to be put in a place your child cannot get to.

2) Keep the phone number for Poison Control beside your telephone at all times. It is hard to find a telephone number in an emergency. Poison Control will tell you what to do if your child eats poison. In South Carolina, the number for Poison Control is 1-800-922-1117.

3) Will and Fay Holiday have an eleven month old child. Will and Fay want to keep their child safe so they will child-proof their home. They will put medicines and poisons in a safe place. They will put safety latches on all cabinet doors. They will put safety covers on all electrical outlets. With the safety covers, the child cannot put his fingers in the electrical outlets.

5. Read and write

Examples: She came to town for a new dress.
Bob says he is going, too
I have two books to read.

1. I will go (to, too, two) school with you.

2. Did you buy bread, (to, too, two)?

3. There are (to, too, two) new people on your street.

If you need help:

4. Read the story with the student. Have the student read the story again.

5. Go over the rules for using the words to, too, and two:
Use the word to before a name to show where. To means toward. Use the word too to mean in addition or also. Use the word two to show how many. Have the student read the sentences in the examples. Have the student read sentences 1-3 and underline the correct word in the parenthesis.

Unit 13 - Review

Lesson 156

1. Review words

First Degree Burn	emergency	accident	blisters
safety latches	child-proof	hospital	911
First Aid Kit	First Aid	drug store	

2. Read and write

1. The Red Cross teaches _____ classes.
2. Every home needs a _____.
3. A First Aid Kit will help you be ready in case of an _____ or _____.
4. You can get a First Aid Kit at the _____.
5. In an emergency, call _____ or the emergency number in your area.
6. Put cold water on a _____.
7. A Second Degree Burn will have _____.
8. A person with a Third Degree Burn needs to be taken to the _____.
9. Parents need to _____ their homes.
10. Parents can buy _____ for cabinet doors.

If you need help:

1. Read the review words with the student.
2. Have the student fill in the correct word in each sentence.

3. Listen and write review

<u>a</u> =	gav <u>e</u>	mail	day	baby	
<u>e</u> =	be	thes <u>e</u>	money	read	week
<u>i</u> =	child	nin <u>e</u>	lie	by	right
<u>o</u> =	go	hom <u>e</u>	road	toe	show
<u>u</u> =	hug <u>e</u>	menu			

d_____	r_____d	w_____k
g_____	sh_____	n_____ne
b_____	b_____by	h_____ge
l_____	h_____me	th_____se
g_____ve	b_____	r_____d
t_____	men_____	r_____t
mon_____	ch_____ld	m_____l

money	road	week
toe	show	huge
gave	baby	child
lie	home	these
be	by	read
go	menu	right
day	nine	mail

If you need help:

- Review the long vowel sounds a, e, i, o, and u, and their spellings. Use the words in the box. Have the student write in the correct letters to make a long vowel word. Have the student read the word. Have the student read each word. Have the student mark the long vowels and silent e's.

4. Reading review

- 1) A first degree burn makes the skin red. Put cold water on the burn. This will make the burn feel better.
- 2) A second degree burn may make a blister form. Cold water will help the burn feel better. Put a clean bandage on the burn.
- 3) A third degree burn is an emergency. Cover the burned person with a clean sheet. Call 911. EMS will take the burned person to the hospital.
- 4) If you have children at home, you need to keep them safe. Every year children die in house fires. Parents should not leave children alone in the house.

5. Read and write

Examples: The boys think their work is hard.
Mother went there all alone.

1. I saw (their, there) car go by our street.
 2. (Their, There) they are.
 3. Don't you know (their, there) present address?
 4. He plans to go (their, there) next week.
 5. We have learned (their, there) names.
 6. We will have breakfast (their, there) Tuesday.
- *****
If you need help:
4. Read the story with the student. Have the student read the story again.
 5. Go over the rules for using the words their and there:
Use their to show ownership. Their means belonging to them. Use there to show place, or where.
Have the student read the sentences in the examples.
Have the student read sentences 1-6 and underline the correct word in the parenthesis.

Unit 13 - Review

Lesson 157

1. Review words

thermometer	medicine	smoking	cancer	drugs
safety covers	car seat	doctor	absent	meals

2. Read and write

1. Children cannot put their fingers in electrical outlets if the outlets have _____.
2. In many states children under four years old have to ride in a _____.
3. Smoking causes lung _____.
4. Workers who smoke are _____ from their jobs more than workers who do not smoke.
5. _____ is very bad for pregnant women and their babies.
6. Pregnant women need to see a _____ each month.
7. Pregnant women should not smoke, drink alcohol, or use _____.
8. Pregnant women need to eat three _____ a day and drink milk.
9. Do not give a baby _____ that you have used for older children.
10. Parents need a _____ to take the temperature of their children.

If you need help:

1. Read the review words with the student.
2. Have the student fill in the correct words in each sentence.

3. Listen and write review

dollar	dollars	glass	glasses
box	boxes	match	matches
wash	washes	city	cities

glass_____	address_____	girl_____
fix_____	pass_____	wish_____
march_____	fifty_____	cross_____
lady_____	class_____	city_____
salary_____	six_____	box_____
dollar_____	porch_____	baby_____
match_____	cash_____	catch_____
wash_____	mix_____	cent_____
adult_____	check_____	fish_____

boy	boys	boy's	boys'
lady	ladies	lady's	ladies'

one	_____	one	_____
	fish fish's		lady ladies
two	_____	the	_____ hand
	girls girl's		boys boy's
the	_____ dresses	the	_____ book
	girls girls'		lady's ladies

If you need help:

- Review singular and plural with the student. Review the spellings for plural words. Use the words in the first box on the page. Have the student write in the correct letters to make each word plural. Review singular and plural possessive. Use the words in the second box on the page. Have the student write the correct word on the line. Have the student read the phrase.

4. Reading review

- 1) Patty Shook is pregnant. She is getting good prenatal care. She is getting nutritious food to eat on the WIC program. This is a special service at the Health Department.
- 2) She is reading about child safety. She wants to give her baby the best care after it is born. She will buy a First Aid Kit to keep at home for an emergency. She will buy safety latches for cabinet doors. She will buy safety covers for electrical outlets. She will keep poisons in a safe place.
- 3) She will buy a thermometer. Patty will take the child's temperature when he is sick.
- 4) She will keep Ipecac Syrup on hand in case her child eats poison. Ipecac Syrup will make the child vomit.

5. Read and write

Examples: Sam came to the city for lunch.
Will you come to work early?

1. Have Sam and Bob (come, came) to visit?
2. Has your brother (come, came) to talk to you?
3. Will you (come, came) home with me?
4. Has the mail (come, came)?
5. Patty (come, came) to see my sister.

If you need help:

4. Read the story with the student. Have the student read the story again.
5. Go over the rules for using the words come and came:
When using helping words such as has, had, have or will, use come. Never use a helping word with came.
Have the student read the sentences in the examples.
Have the student read sentences 1-5 and underline the correct word in the parenthesis.

Unit 13 - Review

Lesson 158

1. Review words

Alcoholics Anonymous	exercise	walking	drugs
doctor's office	behavior	alcohol	label
normal	dosage		

2. Read and write

1. _____ temperature is 98.6°.
2. Parents need to read the _____ to know how much medicine to give their children.
3. After the word _____ will be the directions for giving the right amount of medicine.
4. When your child is sick, call the _____ or clinic.
5. One of the first signs of drug abuse is a change in _____.
6. If a parent thinks their child is on _____, they need to talk to their doctor.
7. _____ slows the reaction time of the driver of a car.
8. _____ is one of the best organizations to help a person with a drinking problem.
9. Check with your doctor before you begin an _____ program.
10. One of the best exercises is _____.

If you need help:

1. Read the review words with the student.
2. Have the student fill in the correct words in each sentence.

3. Listen and write review

ed =	wanted <u>ed</u>	enclosed <u>ed</u>
er =	faster <u>er</u>	happier <u>er</u>
est =	fastest <u>est</u>	happiest <u>est</u>
ful =	helpful <u>ful</u>	beautiful <u>ful</u>
ly =	monthly <u>ly</u>	daily <u>ly</u>
ing =	wanting <u>ing</u>	planning <u>ing</u>

<u>ed</u>	<u>er</u>	<u>est</u>
march_____	soft_____	happy_____
date_____	pretty_____	slow_____
need_____	hard_____	hard_____
save_____	slow_____	pretty_____
check_____	happy_____	fast_____

<u>ful</u>	<u>ly</u>	<u>ing</u>
care_____	week_____	stop_____
play_____	easy_____	stay_____
beauty_____	fair_____	deposit_____
need_____	happy_____	plan_____
hope_____	month_____	cash_____

If you need help:

3. Review adding the endings ed, er, est, ful, ly, and ing to words. Use the words in the box.
Have the student write the correct ending for each word.
Have the student read the word he has written.

4. Reading review

- 1) Kim Young and Clay Long are two young people with big problems. Kim shows signs of drug abuse. Clay has a drinking problem.
- 2) Kim does not want to be with her family or her friends. She wants to be alone all the time. She does not care how she looks. She used to do well in school. Now she does not care about school.
- 3) Clay drinks too much beer. He thinks that beer has very little alcohol. He drives when he is drinking. This is not safe. Alcohol slows reaction time when a person is driving. When reaction time is slowed, it is easy to have an accident.
- 4) Kim Young and Clay Long need help. Their family doctors will help them get the treatment they need.

5. Read and write

Examples: The boy has a new car.
The boys have a new car.

1. Fred (has, have) lunch at home each day.
2. The apartment (has, have) a new door.
3. The bills (has, have) been paid.
4. The cake (has, have) been sent to you.
5. The parents (has, have) seen the play.

If you need help:

4. Read the story with the student. Have the student read the story again.
5. Go over the rules for using the words has and have: Use the word has when the noun is singular. The word have is used when the noun is plural.
Have the student read the sentences in the examples. Have the student read sentences 1-5 and underline the correct word in the parenthesis.

Unit 13 - Review

Lesson 159

1. Review words

air conditioning	Help Wanted	Local	rent
Classified Ads	National	index	car
washer and dryer	Editorials	sections	

2. Read and write

1. The newspaper has many _____.
2. _____ news gives news from different areas of the United States.
3. _____ news is the news in your area.
4. _____ list jobs and items for sale.
5. The _____ gives the section and page number for different parts of the newspaper.
6. If you need a job, look in the _____ section of the Classified Ads.
7. Houses and apartments for _____ are listed in one section of the classified ads.
8. WD is the abbreviation for _____.
9. AC is the abbreviation for _____.
10. Classified ads can help you find a good used _____.
11. _____ are people's opinions.

If you need help:

1. Read the review words with the student.
2. Have the student fill in the correct words in each sentence.

3. Listen and write review

ar = art	car	star	farm
ei, ir, ur = her	first	burn	shirt
or = form	or	born	porch
ou, ow = hour	out	down	how
oo = \overline{oo} = too	food	soon	school
oo = $\overset{\cup}{oo}$ = book	good	foot	wood
aw, au = lawn	saw	law	cause
oy, oi = boy	joy	coin	oil

boy	first	farm	lawn
out	porch	book	good
school	too	joy	cause
hour	saw	oil	form
food	wood	her	or
how	art	car	shirt
star	burn	born	down
soon	foot	law	coin

If you need help:

3. Review the ar, er - ir - ur, or, ou - ow, oo = \overline{oo} , $\overset{\cup}{oo}$ = oo, aw - au, and oy - oi sounds. Use the words in the box.

Have the student read the words. Have the student circle the letters for the vowel sound in each word. Have the student say the vowel sound.

4. Reading review

- 1) Skip Black looked in the index on the front page of the daily newspaper. The Classified Ads were listed in section C.
- 2) Skip looked in the For Rent section of the Classified Ads. He found an unfurnished apartment for rent. It was air conditioned (AC). Stove, refrigerator (refrig.), washer and dryer (WD) were furnished.
- 3) Skip looked in the Autos For Sale section of the Classified Ads. He found an '81 Ford Van listed for \$3,795. It was a local, one-owner van with 75,000 miles. It had air-conditioning and an AM/FM radio.
- 4) Skip found a job at a local restaurant listed in the Help Wanted section of the Classified Ads.

5. Read and write

Example: He did what you told him to do.
He has done a good job.

1. Bob has (did, done) his work.
2. The physical education class (did, done) exercises.
3. He (did, done) all the questions on the test.
4. She (did, done) the cleaning.
5. They have (did, done) all of the cooking.
6. We (did, done) the mathematics lesson.

If you need help:

4. Read the story with the student. Have the student read the story again.
5. Go over the rules for using the words did and done:
Never use a helping word with did. Always use a helping word with done. Review some of the helping words with the student. Some helping words are: have, has, had, was, were.
Have the student read the sentences in the examples.
Have the student read sentences 1-6 and underline the correct word in parenthesis.

Unit 13 - Review

Lesson 160

1. Reading Review

1) We read about Jim Fisher in lessons 71-80. Jim had only completed second grade and could not read well. Jim had left Freddy's Car Wash and had gone to work for Snow Delivery Company. He was making \$4.50 an hour delivering boxes.

2) Mr. Snow liked Jim and wanted to help him. So he gave Jim time off from work to go to school. Jim has been attending Adult Education classes 2 hours a day. He has learned to read much better. He has also learned to spell and do mathematics.

3) Jim has been given a better job at Snow Delivery Company. He is working in the office writing service requests. Mr. Snow has been so pleased with Jim's work. He is now paying Jim \$7.50 an hour.

4) Jim has to spell when he writes service requests. He also has to add and subtract. He has to total bills. He has to read information. Last year Jim could not have done this job. He did not have the skills or the education needed.

5) Jim is so glad he went to Adult Education classes. At first, he did not think he could do the work. At times, the work was hard. Jim did not give up. Getting more education has made Jim a different person. He is happier now than he has been before.

6) If Jim can get more education, you can too. Call the Adult Education office in your area today. You will be glad you did!

If you need help:

1. Read the story with the student. Have the student read the story again.

2. Listen and write

1. The vowels are _____, _____, _____, _____, _____, and sometimes _____.
2. y has the _____ vowel sound of _____ in words like try.
3. _____ has the sound of e at the end of words like city.
4. Two short a word families are _____ and _____.
5. A noun is a _____, _____, or _____.
6. Use a before a noun beginning with a consonant. Use _____ before a noun beginning with a vowel.
7. The two kinds of nouns are _____ and proper.
8. A _____ noun names a special person, place, or thing.
9. Always use a _____ word with seen.
10. Singular means one. _____ means more than one.

3. Read and write

1. (Their, There) home is down the street from John.
2. Bob (has, have) three children.
3. She came (to, too, two) bed late.
4. We had (to, too, two) accidents this month.
5. My friend went to the class, (to, too, two).
6. She (has, have) my job application.
7. Have the pages (come, came) out of the book?
8. (Their, There) is the dress I need.

If you need help:

2. Read each sentence with the student. Review any words the student cannot read. Have the student write the correct words in the blank or blanks.
3. Have the student read sentences 1-9. Have the student underline the correct word in the parenthesis. Review with the student the rules for using these words correctly: (to, too, two), (their, there), (come, came), and (has, have).

Learning For Living Questions

We want to know how Learning for Living has helped you.

Please fill out this form and mail it to us.

206 Wilkins Street, Greenville, SC 29605

1. Name _____
 First Middle Last

Address _____
 Street or P. O. Box

_____ City _____ State _____ Zip Code

Phone () _____
 Area Code

2. Last Grade Completed in School _____

3. How many Learning For Living books did you complete? _____

4. Did you watch Learning For Living on TV? _____

5. Are you in an Adult Education class? _____

6. Can you fill out a job application form without help? _____

7. Have you gotten a job or a better job since you began Learning For Living? _____

8. Tell us how Learning For Living has helped you. _____

TELL A FRIEND ABOUT LEARNING FOR LIVING

Order Information

Outside South Carolina

To purchase additional workbooks, videotapes, or to inquire about reprinting and tape duplication, write:

S.C. ETV Marketing
P.O. Drawer L
Columbia, SC 29250-2712

or call 1-800-553-7752

Inside South Carolina

Contact:

Office of Adult Education
Room 209-A
State Department of Education
Rutledge Building
1429 Senate Street
Columbia, SC 29201

or call 1-800-922-1109

BEST COPY AVAILABLE

514