

## DOCUMENT RESUME

ED 367 845

CE 065 909

AUTHOR Gardner, Daniel L.  
 TITLE Florida's Adult Education Programs: Challenges and Accomplishments. A Report for Fiscal Year 1991 [and] Fiscal Year 1992.  
 INSTITUTION Florida State Dept. of Education, Tallahassee. Div. of Vocational, Adult, and Community Education.  
 PUB DATE 93  
 NOTE 55p.; For an earlier report, see ED 339 878.  
 PUB TYPE Reports - Descriptive (141) -- Statistical Data (110)

EDRS PRICE MF01/PC03 Plus Postage.  
 DESCRIPTORS Access to Education; Adult Basic Education; \*Adult Education; Adult Literacy; Adult Programs; Annual Reports; At Risk Persons; Career Development; Citizen Participation; Correctional Education; Cultural Pluralism; Disabilities; Diversity (Institutional); \*Educational Needs; \*Educational Objectives; Educational Quality; Employment Level; Financial Support; High School Equivalency Programs; Institutionalized Persons; Limited English Speaking; Literacy Education; Minority Groups; Program Costs; \*Program Effectiveness; \*Program Implementation; Secondary Education; Special Needs Students; \*State Programs; Two Year Colleges; Youth Programs

IDENTIFIERS \*Florida; Workplace Literacy

## ABSTRACT

These two reports outline accomplishments and challenges faced by Florida's AE program in FY91 and FY92 in the following areas: adult literacy, social participation, career development, special needs of the AE program's diverse identified target groups, high school completion, General Educational Development, workplace literacy, networking, employment status, program locations, diverse service providers, availability of classes, and high-quality instruction. The accomplishments and challenges may be described as follows: (1) the specific needs of Florida's adult education (AE) program stem from its population growth, lower-than-desired educational attainment among many Florida adults, immigration, economic development, and social change; (2) during both fiscal years 1991 and 1992, Florida's AE programs targeted adults in one or more of the following categories--illiterate, undereducated, institutionalized/incarcerated, homeless, handicapped, minority group members, limited English proficient, and older; (3) AE programs also served adults in the workplace, at-risk youth over the age of 16 years, and parents/families needing literacy education; and (4) the following types of agencies provided AE services to 436,766 and 436,870 adults in FY91 and FY92, respectively--school districts, community colleges, the Miccosukee and Seminole Indian tribes, the Correctional Education School Authority, community-based agencies, libraries, and universities. (MN)

# Florida's Adult Education Programs Challenges and Accomplishments

A Report for Fiscal Year 1991  
A Report for Fiscal Year 1992

U S DEPARTMENT OF EDUCATION  
Office of Educational Research and Improvement  
EDUCATIONAL RESOURCES INFORMATION  
CENTER (ERIC)

- This document has been reproduced as received from the person or organization originating it
- Minor changes have been made to improve reproduction quality
- Points of view or opinions stated in this document do not necessarily represent official OERI position or policy


PERMISSION TO REPRODUCE THIS  
MATERIAL HAS BEEN GRANTED BY

*Lawrence*

TO THE EDUCATIONAL RESOURCES  
INFORMATION CENTER (ERIC)."

15 060 141

# FLORIDA'S ADULT EDUCATION PROGRAMS CHALLENGES AND ACCOMPLISHMENTS



A Report for Fiscal Year 1991  
Spring 1992





*For more information contact:*

Florida Department of Education  
Division of Vocational, Adult, and Community Education  
Program Support Section  
Bureau of Adult and Community Education  
Florida Education Center  
Tallahassee, Florida 33299-0400

Prepared by  
Daniel L. Gardner, Ed.D.  
Adult and Vocational Education Department  
College of Education  
University of South Florida  
Spring 1992



**Table of Contents**

Our Needs.....	2
Our Target Groups.....	3
Our Service Providers.....	4
Our Challenges and Accomplishments.....	4
Adult Literacy .....	5
Social Change .....	6
Adult Employment .....	7
Diverse Adult Populations.....	8
Minority Adults .....	9
High School Completion.....	10
General Educational Development (GED).....	11
At-Risk Youth / Young Adults .....	12
Limited English Proficient Adults .....	13
Handicapped Adults .....	14
Institutionalized and Incarcerated Adults .....	15
Workplace Literacy .....	16
Special Experimental Demonstration and Teacher Training Projects.....	17
Network of State Agencies.....	18
State Funding.....	19
Federal Funding .....	20

## Acknowledgements

The final copy of this report was prepared by:

Dr. Daniel L. Gardner  
Adult and Vocational Education Department  
College of Education  
University of South Florida

Contributions to this report were made by the following persons:

John E. Lawrence  
Chief  
Bureau of Adult and Community Education

Eugene Stafford  
Program Director  
Program Support Section  
Bureau of Adult and Community Education

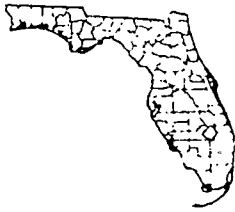
David Islitzer  
Program Specialist  
Program Support Section  
Bureau of Adult and Community Education

Leatrice Williams  
Program Director  
Adult Education  
Bureau of Adult and Community Education

This report was printed by:

Blanca Polo, Director  
Florida Training Center for Adult Literacy Educators  
Miami-Dade Community College  
North Campus

Bennie Moore  
Office of Public Affairs  
Miami-Dade Community College  
North Campus



## **Florida's Adult Education Programs Challenges and Accomplishments**

**A Report for Fiscal Year 1991**

Florida supports a wide range of educational activities for adults through an extensive network of public and private agencies including

- public school districts,
- public community colleges,
- correctional institutions,
- libraries,
- volunteer organizations,
- employers,
- non-profit community-based agencies,
- social/health institutions, and
- military bases.

This report presents some of the challenges addressed by Florida's network of adult education providers. In addition, it highlights significant accomplishments achieved during fiscal year 1990-91 (FY 91). It is based on data submitted to the U. S. Office of Education in Florida's annual performance reports as required by the *Adult Education Act*, Public Law, 100-297.

## Our Needs

Florida's adult education program needs result from population growth, basic educational attainment, immigration, economic development, and social change.

**Population growth** in Florida is estimated to increase at a rate of one million every three and a half years. This rate of increase means that Florida is the fastest growing state in the nation. By the year 2000, Florida's rank among state populations will rise from its 1987 ranking of fourth to at least third and perhaps second.

**Educational attainment** among 2.7 million of Florida's nine million adults (those age sixteen and older) is less than eight years of formal education. In addition, the dropout rate among young adults/at-risk youth continues to impact the overall educational level of the state.

**Immigration** is the major source of Florida's population growth. Immigrants, many from a variety of Caribbean and Latin American countries, represent a diversity of cultures. Thousands of additional Indochinese, Russian and Eastern European immigrants with limited English language skills are living in Florida. English language training for these individuals is required so they may be assimilated into the mainstream of Florida's population and become more employable, productive and responsible citizens.

**Economic development** of Florida is linked to the capabilities of the workforce. The fastest growing areas of employment continue to be in trade and services followed by health, business, amusement and recreational services. New jobs for sales clerks, waiters and waitresses, and general office clerks will show the greatest gain in numbers. These jobs require more than basic and functional literacy skills.

**Social change** in the areas of families, mobility, health/drugs, crime, teen pregnancy, and an aging workforce all place demands on adult education agencies.



## Our Target Groups

Florida's adult education programs are directed at the following target groups of adults.

- Illiterate adults
- Undereducated adults
- Institutionalized/Incarcerated adults
- Homeless adults
- Adults in the workplace
- Handicapped adults
- Minority adults
- Limited English proficient adults
- At-risk youth (16 years or older)
- Older adults
- Parent/Family literacy

## **Our Service Providers**

During FY 91, adult education services were provided to 436,766 adults through eighty-one (81) agencies. Services were provided by

fifty-seven (57) school districts,  
eleven (11) community colleges,  
the Miccosukee Indian Tribe,  
the Seminole Indian Tribe,  
the Correctional Education School Authority,  
four (4) community-based agencies,  
four (4) libraries, and  
two (2) universities.

## **Our Challenges and Accomplishments**

Florida's adult education programs operate to reduce illiteracy and undereducation among adults in Florida. Major program goals are to:

- enable these adults to acquire the basic educational skills for literate functioning;
- provide these adults with sufficient basic education to enable them to benefit from job training and retraining programs and obtain and retain productive employment so that they might more fully enjoy the benefits and responsibilities of citizenship; and
- enable adults, who so desire, to continue their education to at least the level of completion of secondary school.

Challenge:



# Adult Literacy

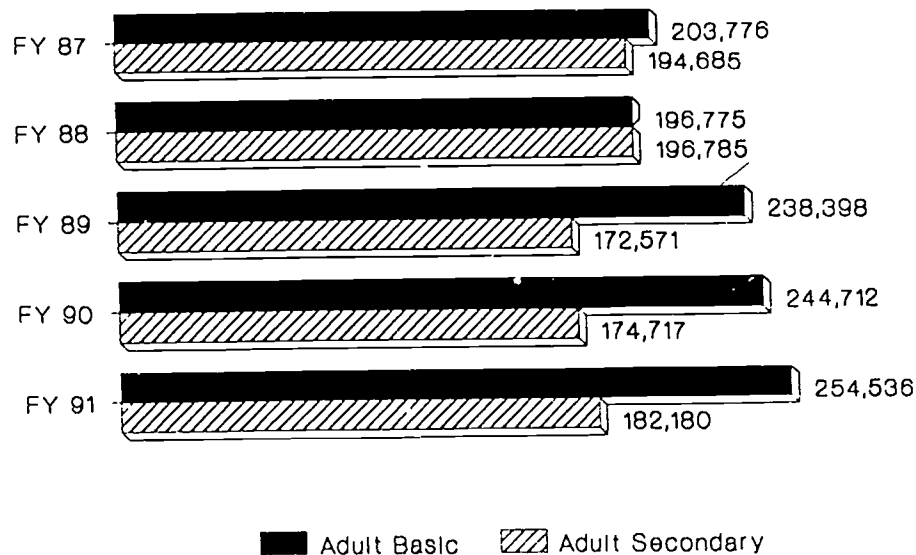
- To provide programs and services to assist adults to acquire the basic educational skills needed for literate functioning in our society.

Accomplishments:

- ✓ In FY 91, 436,766 adults participated in Florida's adult education programs at several grade levels.

Grade Levels	Participants
0 - 5.9	185,722
6 - 8.9	68,814
9 - 12.9	182,180

- ✓ The following numbers of adults participated in adult basic and secondary education programs.



Challenge:




# Social Change

- To assist adults to more fully express their civic responsibilities and improve their employment.

Accomplishments:

- ✓ Adult educational programs assisted adults to complete requirements for U. S. citizenship.
- ✓ Student support services provided adults with information about voter registration procedures and a variety of community services.
- ✓ The following numbers of adult education participants completed significant steps during FY 91 to help them participate more fully in society.



Challenge:

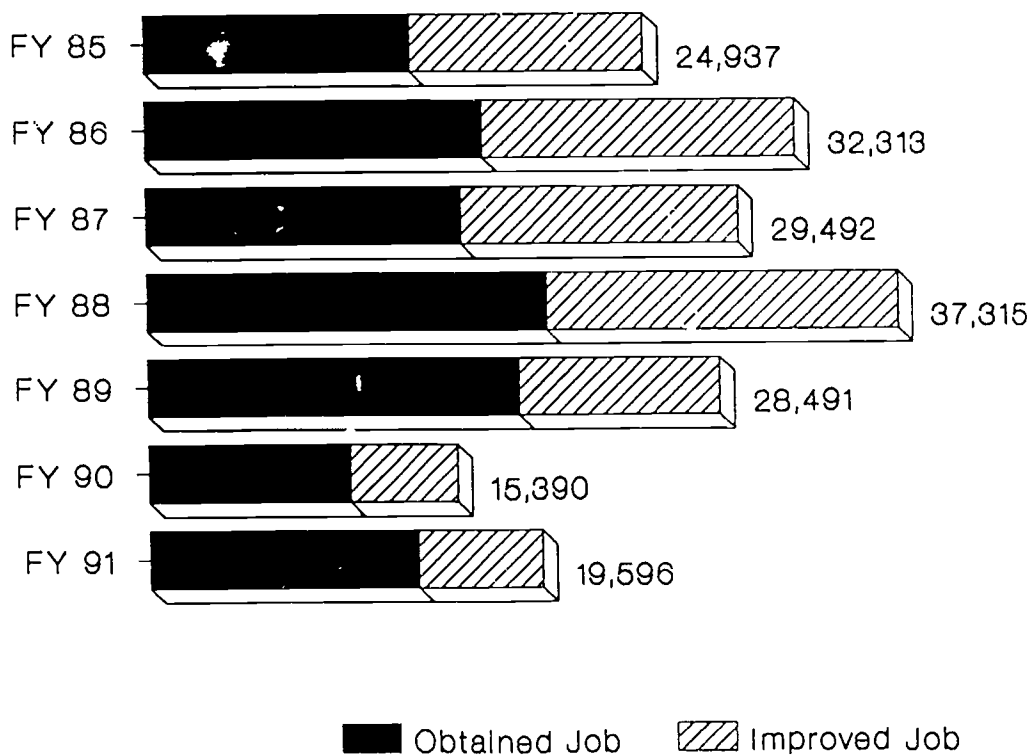


# Adult Employment

- To provide educational programs which enable adults to obtain or improve their employment.

Accomplishments:

- ✓ During FY 91, a total of 13,375 adults obtained employment and 6,221 improved their employment, i.e., a better job or salary increase.
- ✓ This graphic illustrates the numbers of adults obtaining or improving employment through adult education programs since FY 85.



Challenge:

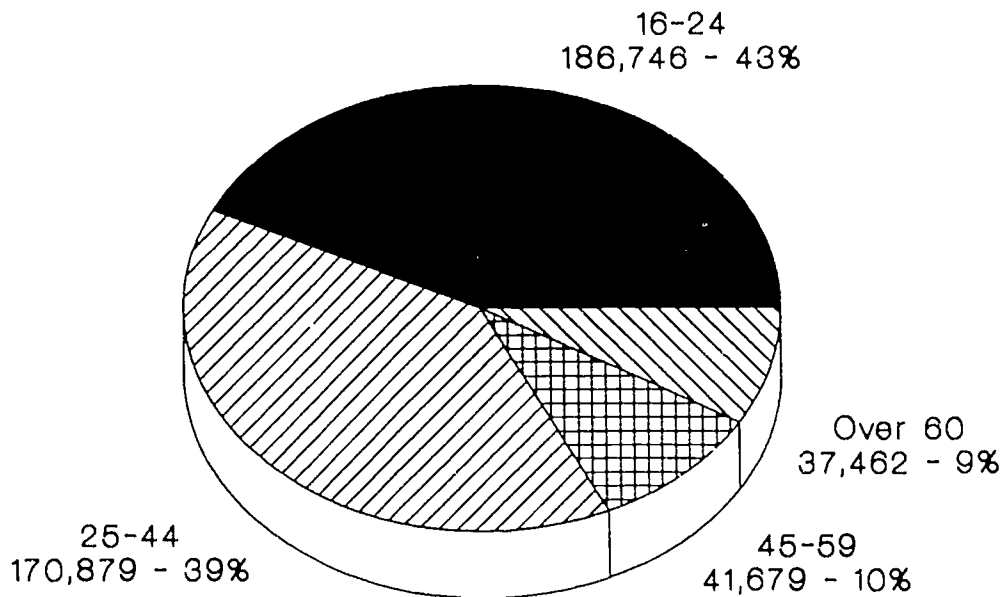


## Diverse Adult Populations

- To provide services to undereducated adults from different age groups.

Accomplishments:

- ✓ During FY 91, the largest group of adult education program participants were less than 25 years of age.
- ✓ This graphic illustrates the participation level of different age groups during FY 91.



Total = 433,766

Challenge:

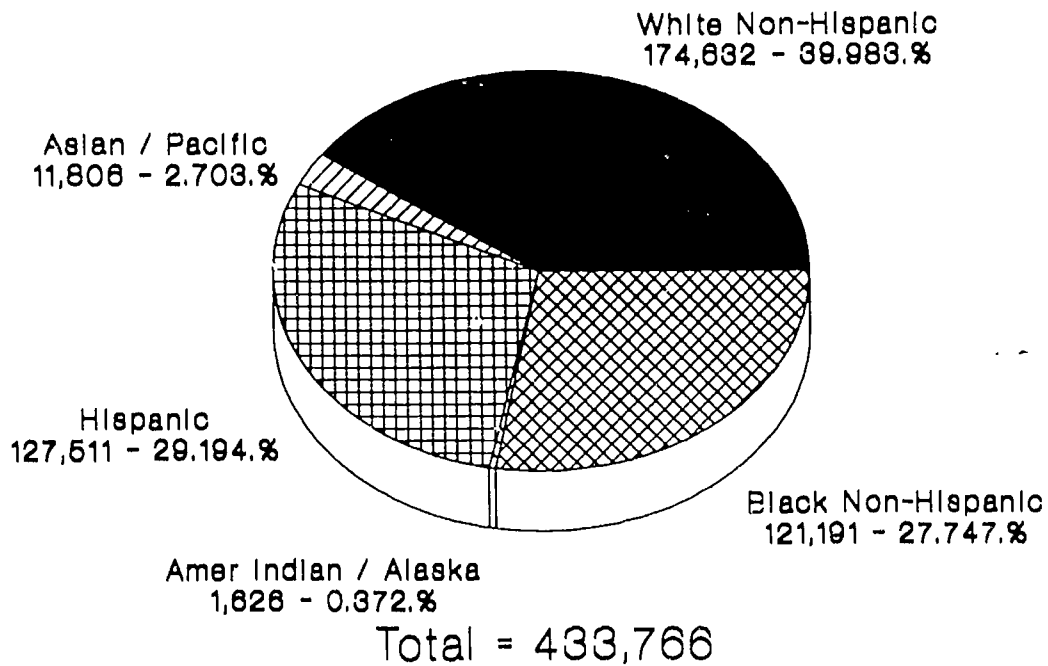


# Minority Adults

- To promote and deliver programs which serve the needs of minority adult students.

Accomplishments:

- ✓ Just over 60% or 262,134 of the adult students served during FY 91 were minorities.
- ✓ This graphic illustrates the rate of participation of various groups during FY 91.



Challenge:




# High School Completion

- To provide opportunities for adults to complete coursework needed for a standard high school diploma.

Accomplishments:

- ✓ In FY 91, more than 3,000 adult students earned their high school diplomas by completing their coursework in adult high school classes.
- ✓ This graphic illustrates the number of adult high school diplomas issued each fiscal year since 1981.



Note: The number of high school diplomas issued to adults decreased after the 1983 "RAISE" Bill was implemented. This bill increased the number of credits required for high school graduation to 24



Challenge:

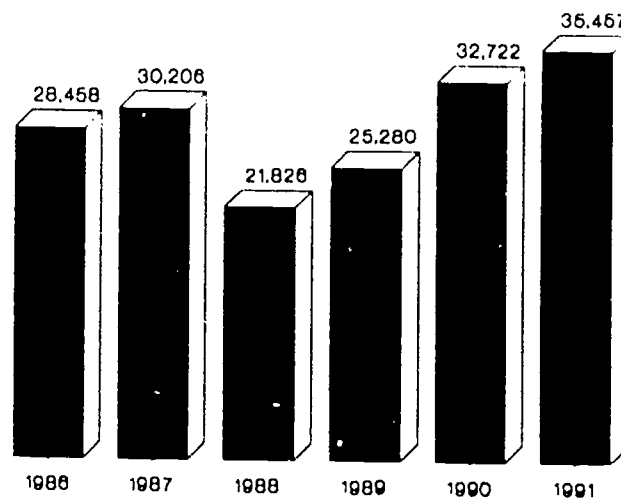


## General Educational Development (GED)

- To provide opportunities for adults to earn a State of Florida High School Diploma by successfully completing the General Educational Development (GED) Test.

Accomplishments:

- ✓ In 1991, a total of 35,456 adults earned a State of Florida High School Diploma (GED). This finding was reported in Florida's annual summary of the GED testing program.
- ✓ GED testing centers are located throughout the state in 65 school districts, 11 community colleges, 32 correctional institutions, road prisons, and 4 HRS facilities.
- ✓ This graphic illustrates the number of adults awarded the State of Florida High School Diploma (GED) since calendar year 1986.



Note: The number of State of Florida High School Diplomas (GED) issued to adults decreased after the new GED testing format was implemented. This format included an essay component.

Challenge:



## **At-Risk Youth - Young Adults**

- To provide collaborative programs and services with high schools which serve the special needs of at-risk youth and enable recent dropouts to return to an educational setting.

*Accomplishments:*

- ✓ Adult education programs provide a means for retrieving high school dropouts and engaging them in formal studies.
- ✓ Adult education programs provide alternative settings which better suit some high school age students.
- ✓ In most school districts, dropout prevention programs integrate adult education courses, facilities, and personnel.
- ✓ Adult education provides a means for promoting family literacy.
- ✓ Many local adult education programs provide direct services to teen parents in an effort to keep them in school and help them understand parenting roles and prenatal/post-natal care.

Challenge:




## Limited English Proficient Adults

- To provide a comprehensive program to assist adults with limited English proficiency (LEP) skills to function in our society.

Accomplishments:

- ✓ A total of 113,233 LEP adults were served through Florida's adult education programs during FY 91.
- ✓ A total of 19,187 adults, with "eligible legalized alien" status, were served during FY 91.
- ✓ This graphic illustrates the number of adults who participated in English as a second language (ESL) courses each year since FY 86.



Challenge:

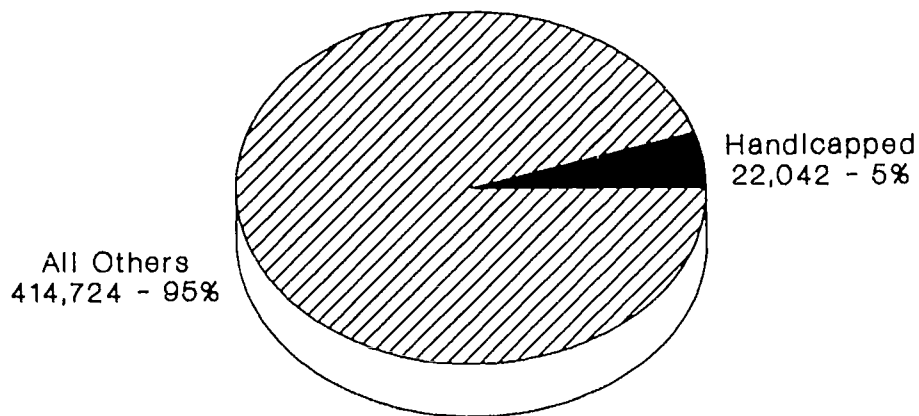


# Handicapped Adults

- To provide handicapped adults with instructional and support services to enable them to fully participate in adult education programs.

Accomplishments:

- ✓ A total of 22,042 handicapped adults participated in adult education programs during FY 91.
- ✓ In 1990, the Florida State Board of Education adopted rules to implement *The Education for Handicapped Adults Act* (S. 228.0727, F.S.) which was enacted by the Florida Legislature in 1989. This Act provided funding for additional support services for handicapped adults.
- ✓ This graphic illustrates the percent of FY 91 program participants who were handicapped.



Total = 433,766

Challenge.

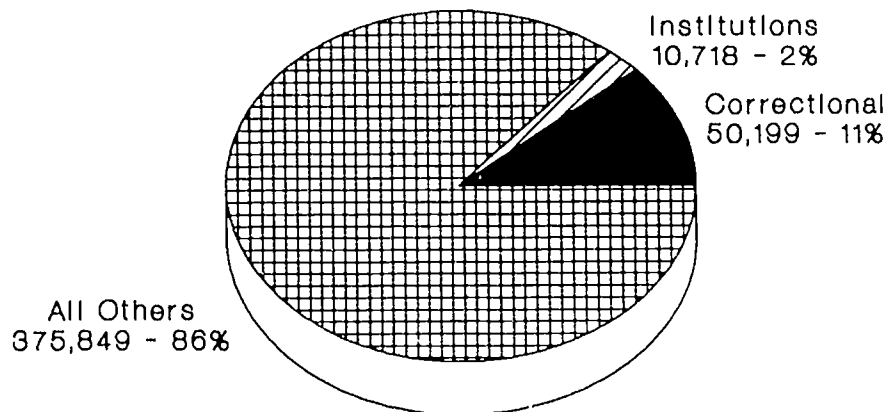


# Institutionalized and Incarcerated Adults

- To provide adult education opportunities to undereducated institutionalized or incarcerated adults.

Accomplishments:

- ✓ A total of 50,199 adults, incarcerated in Florida's correctional facilities, participated in adult education programs during FY 91.
- ✓ A total of 10,718 adults, institutionalized in various agencies, participated in adult education programs during FY 91. These agencies included hospitals, residential treatment facilities, sheltered workshops, etc.
- ✓ This graphic illustrates the percent of FY 91 program participants who were institutionalized or incarcerated.



Total = 433,766

Challenge:



## **Workplace Literacy**

- To provide programs to teach literacy skills to adults in work-  
place settings.

Accomplishments:

- ✓ The model noninstructional adult literacy centers established formal agreements with local adult education programs and employers for the delivery of workplace literacy programs. These centers were operated through the following agencies:
  - Brevard Community College
  - Broward County Public School District
  - Daytona Beach Community College
  - Lake Sumter Community College
  - Miami-Dade Community College
  - Okaloosa-Walton Community College
  - Polk County Public School District
  - Santa Rosa County Public School District
- ✓ A total of 10,654 adults participated in workplace literacy programs during FY 91.
- ✓ A total of 226 workplace education programs operated during FY91 via public-private partnerships.

Challenge:



## Special Experimental Demonstration and Teacher Training Projects

- To support the development of innovative methods, systems, materials, and programs to promote comprehensive and coordinated approaches to assist adults with educational deficiencies and to support training of persons engaged or preparing to engage in the delivery of adult education services.

Accomplishments:

- Twenty-three (23) special demonstration projects were funded during FY 91. Projects were conducted by eleven (11) school districts, three (3) community colleges, one indian tribe, and two (2) universities. Projects related to the following topics.

Number of Projects	Major Topic
3	Family Literacy
5	Curriculum Development
1	Handicapped Adults
1	Literacy Volunteers
3	Workplace Literacy
1	Corrections Education
2	Staff Development
1	Dissemination
1	Program Evaluation
3	Counseling Adults
1	Program Evaluation
1	Technology

Challenge:



## Network of State Agencies

- To facilitate the involvement of state agencies in the delivery of adult education services to undereducated adults.

Accomplishments:

- In response to the *Florida Adult Literacy Act*, the following six (6) state agencies developed and implemented plans to reduce adult illiteracy in Florida.
  - Correctional Education School Authority
  - Department of Education
  - Department of Labor and Employment Security
  - Department of State, Division of Library and Information Services
  - Department of Health and Rehabilitative Services
  - the Governor's Office
- The Florida Adult Literacy Policy Academy Team monitored the implementation of the *Florida Adult Literacy Act*.

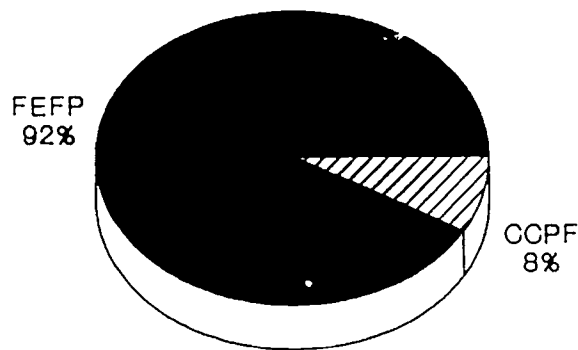




## State Funding

During FY 91, state funding for adult general education totaled \$178,000,000. The following programs were funded.

- The Florida Educational Finance Program (FEFP) provided \$163,000,000 for school districts.
- The Community College Program Fund (CCPF) provided \$15,000,000 for community colleges.



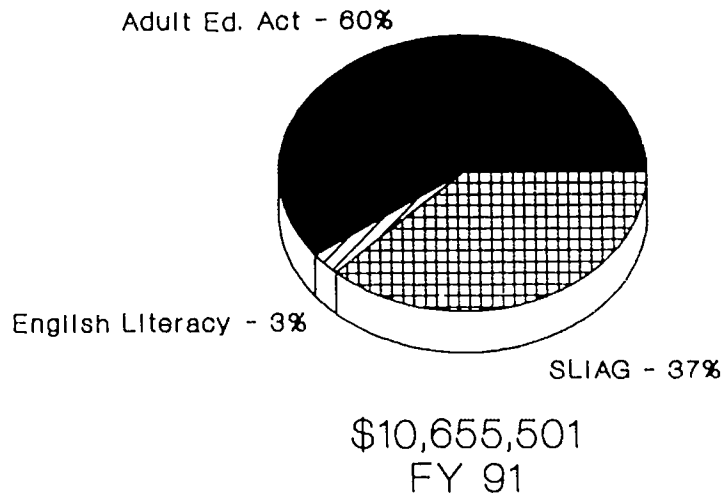
\$178,000,000  
FY 91



# Federal Funding

During FY 91, Federal funding for adult education totaled \$10,655,501. The following programs were funded.

- The *Adult Education State-Administered Basic Grant Program, Adult Education Act, (P.L. 100-297)*, \$6,400,000
- State Legalization Impact Assistance Grant (SLIAG) that provided educational funds for eligible legalized aliens on a reimbursement basis, \$3,971,687
- The *State-Administered English Literacy Program*, \$283,814



## Notes

Florida's Adult Education  
Programs  
Challenges and Accomplishments

A Report for Fiscal Year 1992

BEST COPY AVAILABLE

Florida's Adult Education  
Programs  
Challenges and Accomplishments

A Report for Fiscal Year 1992

Spring 1993



State of Florida  
Department of Education  
Tallahassee, Florida  
Betty Castor, Commissioner  
Affirmative action/equal opportunity employer

*For more information contact:*

Florida Department of Education  
Division of Vocational, Adult, and Community Education  
Program Support Section  
Bureau of Adult and Community Education  
Florida Education Center  
Tallahassee, Florida 33299-0400  
(904) 488-8201

Prepared by  
Daniel L. Gardner, Ed.D.  
Adult and Vocational Education Department  
College of Education  
University of South Florida  
Spring 1993

Table of Contents

Our Needs . . . . . 2

Our Target Groups . . . . . 3

Our Service Providers . . . . . 4

Our Challenges . . . . . 4

    Adult Literacy . . . . . 5

    Social Participation . . . . . 6

    Career Development . . . . . 7

    Diverse Adult Populations . . . . . 8

    Minority Adults . . . . . 9

    High School Completion . . . . . 10

    General Educational Development (GED) . . . . . 11

    At-Risk Youth / Young Adults . . . . . 12

    Limited English Proficient Adults . . . . . 13

    Disabled Adults . . . . . 14

    Institutionalized and Incarcerated Adults . . . . . 15

    Workplace Literacy . . . . . 16

    Network of State Agencies . . . . . 17

    Employment Status . . . . . 18

    Program Locations . . . . . 19

    Diverse Service Providers . . . . . 20

    Availability of Classes . . . . . 21

    High Quality Instruction . . . . . 22

Acknowledgements

The final copy of this report was prepared by:

**Dr. Daniel L. Gardner**  
Adult and Vocational Education Department  
College of Education  
University of South Florida

Contributions to this report were made by the following persons:

**John E. Lawrence**  
Chief  
Bureau of Adult and Community Education

**Eugene Stafford**  
Program Director  
Program Support Section  
Bureau of Adult and Community Education

**David Islitzer**  
Program Specialist  
Program Support Section  
Bureau of Adult and Community Education

This report was printed by:

**Blanca Polo, Director**  
Florida Training Center for Adult Literacy Educators  
Miami-Dade Community College  
North Campus

**Bennie Moore**  
Office of Public Affairs  
Miami-Dade Community College  
North Campus



# Florida's Adult Education Programs Challenges and Accomplishments

## A Report for Fiscal Year 1992

Florida supports a wide range of educational activities for adults through an extensive network of public and private agencies including

- public schools,
- public community colleges,
- correctional institutions,
- libraries,
- governmental agencies,
- universities,
- volunteer organizations,
- employers,
- non-profit community-based agencies,
- social/health institutions, and
- military bases.

This report presents some of the challenges addressed by Florida's network of adult education providers. In addition, it highlights significant accomplishments achieved during fiscal year 1991-92 (FY 92). It is based on data submitted to the U. S. Office of Education in Florida's annual performance report required by the *Adult Education Act*, Public Law, 100-297.

## Our Needs

Florida's adult education program needs result from population growth, basic educational attainment, immigration, economic development, and social change.

**Population growth** in Florida is estimated to increase at a rate of one million every three and a half years. This rate of increase means that Florida is the fastest growing state in the nation. By the year 2000, Florida's rank among state populations will rise from its 1987 ranking of fourth to at least third and perhaps second.

**Educational attainment** among 2.7 million of Florida's nine million adults (those age sixteen and older) is less than eight years of formal education. In addition, the dropout rate among young adults/at-risk youth continues to impact the overall educational level of the state.

**Immigration** is the major source of Florida's population growth. Immigrants, many from a variety of Caribbean and Latin American countries, represent a diversity of cultures. Thousands of additional Indochinese, Russian and Eastern European immigrants with limited English language skills are living in Florida. English language training for these individuals is required so they may be assimilated into the mainstream of Florida's population and become more employable, productive and responsible citizens.

**Economic development** of Florida is linked to the capabilities of the workforce. The fastest growing areas of employment continue to be in trade and services followed by health, business, amusement and recreational services. New jobs for sales clerks, waiters and waitresses, and general office clerks will show the greatest gain in numbers. These jobs require more than basic and functional literacy skills.

**Social change** in the areas of families, mobility, health/drugs, crime, teen pregnancy, and an aging workforce all place demands on adult education agencies.

## Our Target Groups

Florida's adult education programs are directed at the following target groups of adults.

- **Illiterate adults**
- **Undereducated adults**
- **Institutionalized/Incarcerated adults**
- **Homeless adults**
- **Adults in the workplace**
- **Handicapped adults**
- **Minority adults**
- **Limited English proficient adults**
- **At-risk youth (16 years or older)**
- **Older adults**
- **Parent/family literacy**

## Our Service Providers

During FY 92, adult education services were provided to **436,870** adults through more than eighty agencies. Services were provided by

- school districts,
- community colleges,
- the Miccosukee and Seminole Indian tribes,
- the Correctional Education School Authority,
- community-based agencies,
- employers,
- libraries, and
- universities.

## Our Challenges

Florida's adult education programs operate to reduce illiteracy and undereducation among adults in Florida. Major program goals are to:

- enable these adults to acquire the basic educational skills for literate functioning;
- provide these adults with sufficient basic education to enable them to benefit from job training and retraining programs and obtain and retain productive employment so that they might more fully enjoy the benefits and responsibilities of citizenship; and
- enable adults, who so desire, to continue their education to at least the level of completion of secondary school.

*Challenge:*

**Adult Literacy**

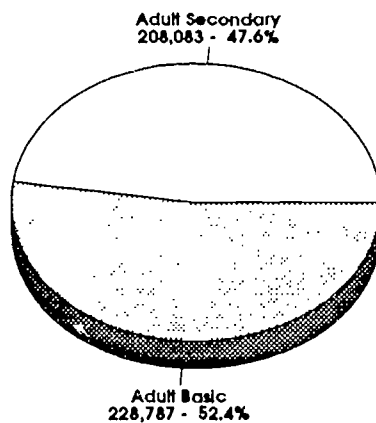
- ◆ To provide programs and services to assist adults to acquire the basic educational skills needed for literate functioning in our society.

*Accomplishments:*

- ✓ In FY 92, a total of **436,870** adults participated in Florida's adult education programs at several grade levels.

Grade Levels	Participants
0 - 5.9	161,149
6 - 8.9	67,638
9 - 12.9	208,083

- ✓ More than half of participants were enrolled in adult basic education programs.



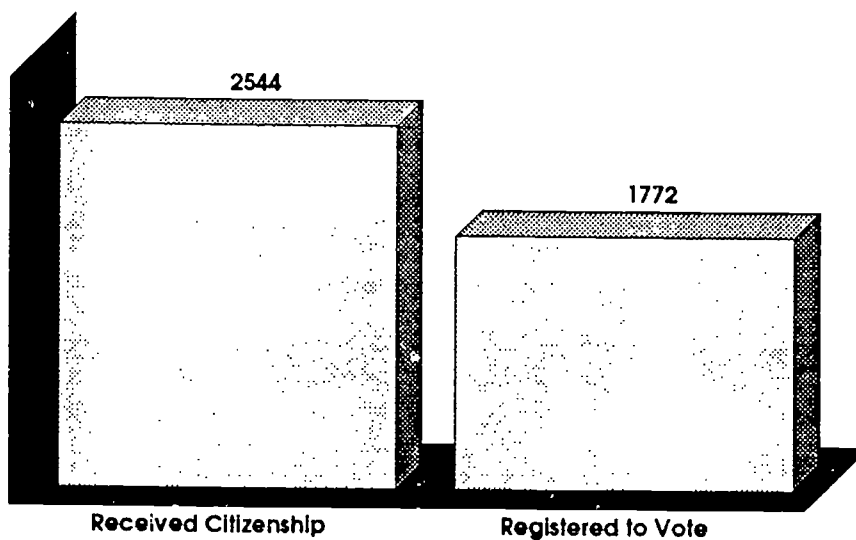
*Challenge:*

Social Participation

- ◆ To assist adults to fully participate in our democratic society.

*Accomplishments:*

- ✓ Adult education programs assisted adults to complete requirements for U. S. citizenship.
- ✓ Student support services provided adults with information about voter registration procedures and a variety of community services.
- ✓ The following numbers of adult education participants completed significant steps during FY 92 to help them participate more fully in society.



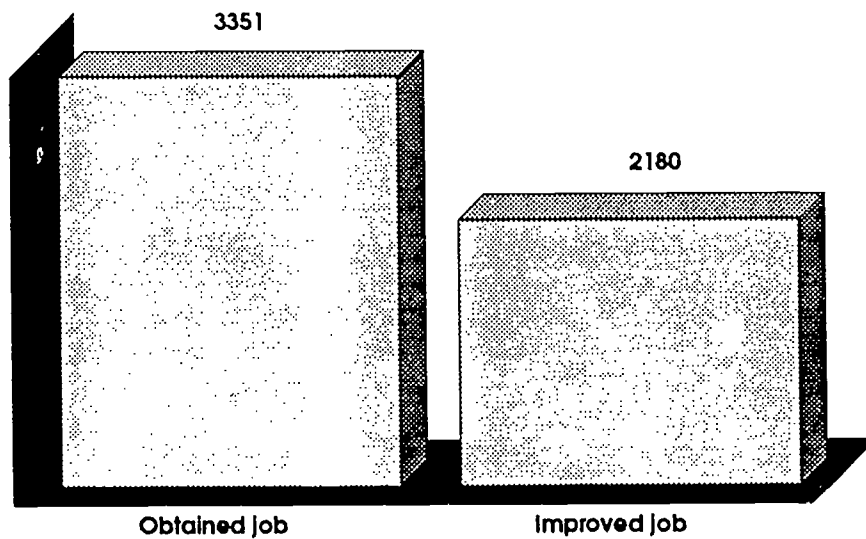
*Challenge:*

Career  
Development

- ◆ To provide educational programs which enable adults to obtain or improve their employment.

*Accomplishments:*

- ✓ Programs and support services were provided to help adults obtain or improve their employment. This accomplishment is illustrated below.



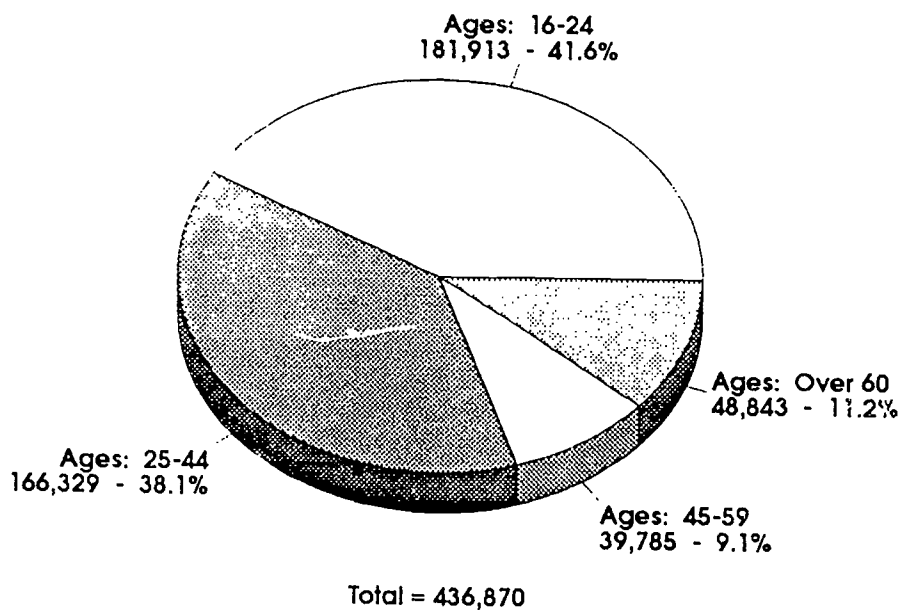
*Challenge:*

Diverse Adult Populations

- ◆ To provide services to undereducated adults from different age groups.

*Accomplishments:*

- ✓ During FY 92, the largest group of adult education program participants were less than **25 years of age**.
- ✓ This graphic illustrates the participation level of different age groups during FY 92.





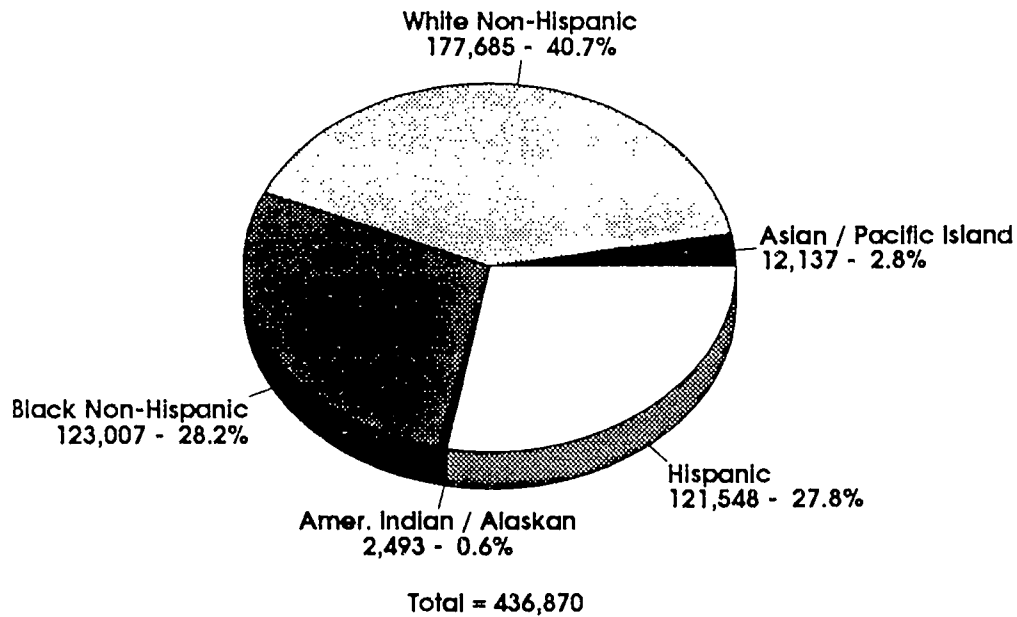
*Challenge:*

Minority  
Adults

- ◆ To promote and deliver programs which serve the needs of minority adult students.

*Accomplishments:*

- ✓ Almost 60% of the adult students served during FY 92 were minorities.
- ✓ This graphic illustrates the rate of participation of various groups during FY 92.



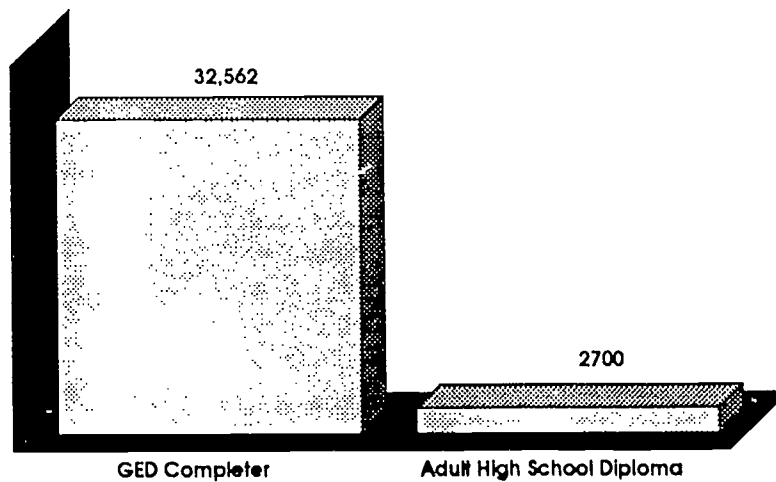
*Challenge:*

High School  
Completion

- ◆ To provide opportunities for adults to complete coursework needed for a standard high school diploma.

*Accomplishments:*

- ✓ In FY 92, a total of **2,700** adult students earned their high school diplomas by completing their coursework in adult high school classes.
- ✓ This graphic compares the number of adult high school diplomas issued during FY 92 to the number of adults who passed the GED during the calendar year (CY) of 1992.



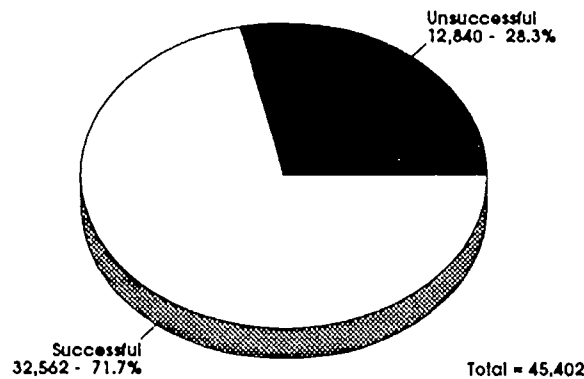
*Challenge:*

General Educational  
Development (GED)

- ◆ To provide opportunities for adults to earn a State of Florida High School Diploma by successfully completing the General Educational Development (GED) Test.

*Accomplishments:*

- ✓ In 1992, a total of **32,562** adults earned a State of Florida High School Diploma (GED). This finding was reported in Florida's annual summary for the GED testing program.
- ✓ GED testing centers were located throughout the state in school districts, community colleges, correctional institutions, road prisons, and HRS facilities.
- ✓ This graphic illustrates that **71%** of adults who attempted the GED during CY 92 were successful.



*Challenge:*

At-Risk Youth -  
Young Adults

- ◆ To provide collaborative programs and services with high schools which serve the special needs of at-risk youth and enable recent dropouts to return to an educational setting.

*Accomplishments:*

- ✓ Adult education programs provide a means for retrieving high school dropouts and engaging them in formal studies.
- ✓ Adult education programs provide alternative settings which better suit some high school age students.
- ✓ In most school districts, dropout prevention programs integrate adult education courses, facilities, and personnel.
- ✓ Adult education provides a means for promoting family literacy.
- ✓ Many local adult education program provide direct services to teen parents in an effort to keep them in school and help them understand parenting roles and prenatal/post-natal care.

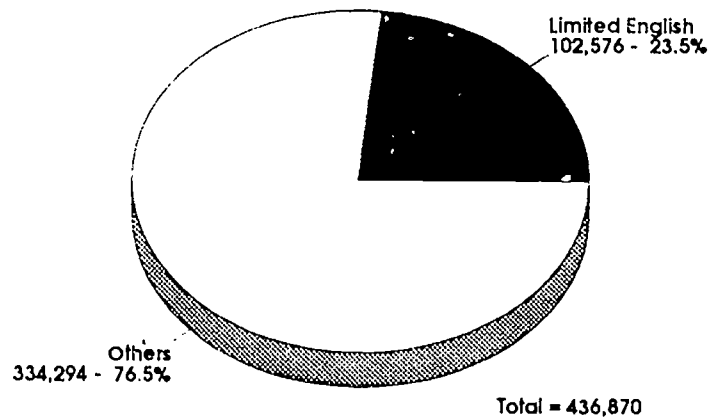
*Challenge:*

Limited English Proficient Adults

- ◆ To provide a comprehensive program to assist adults with limited English proficiency (LEP) skills to function in our society.

*Accomplishments:*

- ✓ A total of **102,576** LEP adults were served through Florida's adult education programs during FY 92.
- ✓ A total of **12,139** adults, with "eligible legalized alien" status, were served during FY 92.
- ✓ This graphic illustrates that almost **24%** of all participants in adult education programs were classified as LEP.



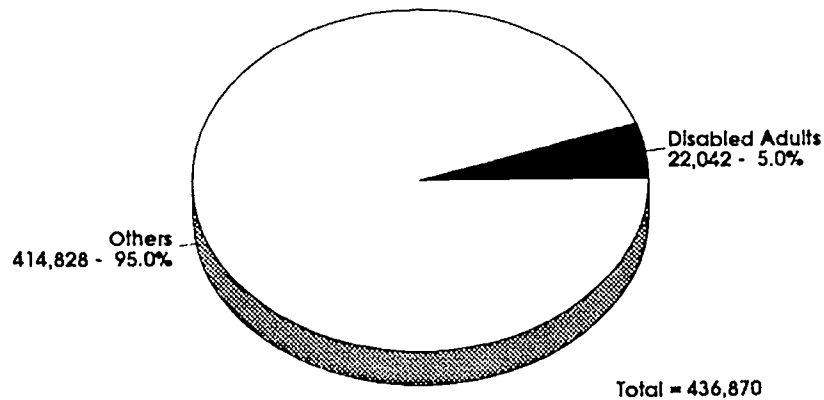
*Challenge:*

Disabled  
Adults

- ◆ To provide disabled adults with instructional and support services to enable them to fully participate in adult education programs.

*Accomplishments:*

- ✓ A total of **22,042** disabled adults participated in adult education programs during FY 92.
- ✓ This graphic illustrates that **5%** of FY 92 program participants were disabled.




*Challenge:*

Institutionalized and  
Incarcerated Adults

- ◆ To provide adult education opportunities to undereducated institutionalized or incarcerated adults.

*Accomplishments:*

- ✓ A total of **34,978** adults, incarcerated in Florida's correctional facilities, participated in adult education programs during FY 92.
- ✓ A total of **6,328** adults, institutionalized in various agencies, participated in adult education programs during FY 92. These agencies included hospitals, residential treatment facilities, sheltered workshops, etc.
- ✓ This graphic illustrates that **9.4%** of FY 92 program participants were institutionalized or incarcerated.



*Challenge:*

Workplace  
Literacy

- ◆ To provide programs to teach literacy skills to adults in workplace settings.

*Accomplishments:*

- ✓ The model noninstructional adult literacy centers established formal agreements with local adult education programs and employers for the delivery of workplace literacy programs. These centers were operated through the following agencies:
  - Brevard Community College
  - Broward County Public School District
  - Daytona Beach Community College
  - Lake Sumter Community College
  - Miami-Dade Community College
  - Okaloosa-Walton Community College
  - Polk County Public School District
  - Santa Rosa County Public School District
- ✓ A total of **5,586** adults participated in workplace literacy programs during FY 92.
- ✓ A total of **341** adult education classes were offered at work-sites during FY92.



*Challenge:*

Network of State  
Agencies

- ◆ To facilitate the involvement of state agencies in the delivery of adult education services to undereducated adults.

*Accomplishments:*

- In response to the *Florida Adult Literacy Act*, the following state agencies developed and implemented plans to reduce adult illiteracy in Florida.
  - Correctional Education School Authority
  - Department of Education
  - Department of Labor and Employment Security
  - Department of State, Division of Library and Information Services
  - Department of Health and Rehabilitative Services
  - the Governor's Office
- The Florida Adult Literacy Policy Academy Team monitored the implementation of the *Florida Adult Literacy Act*.

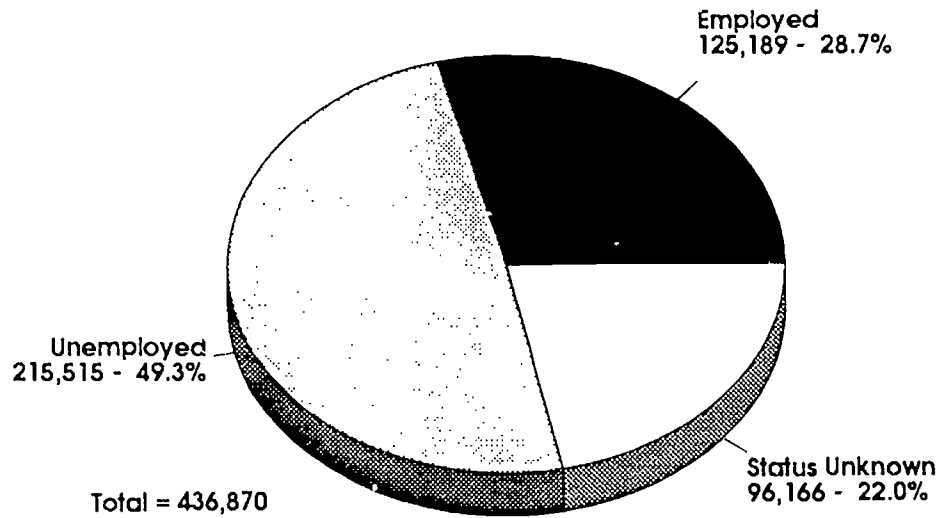
*Challenge:*

Employment  
Status

- ◆ To provide adult basic and secondary instructional services to employed and unemployed adults.

*Accomplishments:*

- During FY 92, almost half of the program participants were unemployed.



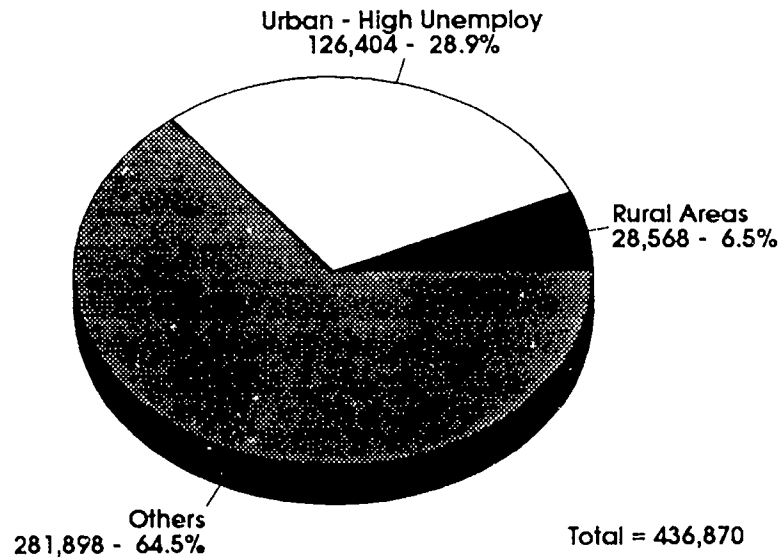
*Challenge:*

Program  
Locations

- ◆ To conduct programs at locations to serve adults with the greatest needs.

*Accomplishments:*

- During FY 92, almost **30%** of adult education classes were offered in urban areas with high unemployment.
- Almost **7%** of classes were offered in rural areas.



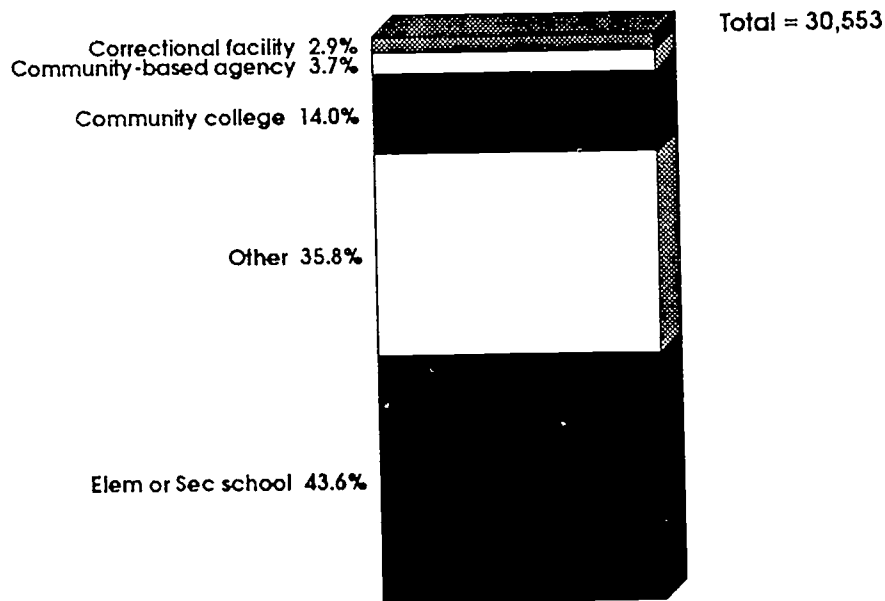
*Challenge:*

Diverse  
Service Providers

- ◆ To offered programs through a network of different types of service providers.

*Accomplishments:*

- During FY 92, almost **58%** of classes were offered through traditional service providers including public schools and community colleges..
- A total of **30,553** adult education classes were offered in Florida during FY 92.




*Challenge:*

Availability of  
Classes

- ◆ To offered adult education classes at convenient times for the adult population.

*Accomplishments:*

- During FY 92, more than half of the adult education classes were offered during the daytime.
- Forty-seven percent of classes were available after traditional work hours.



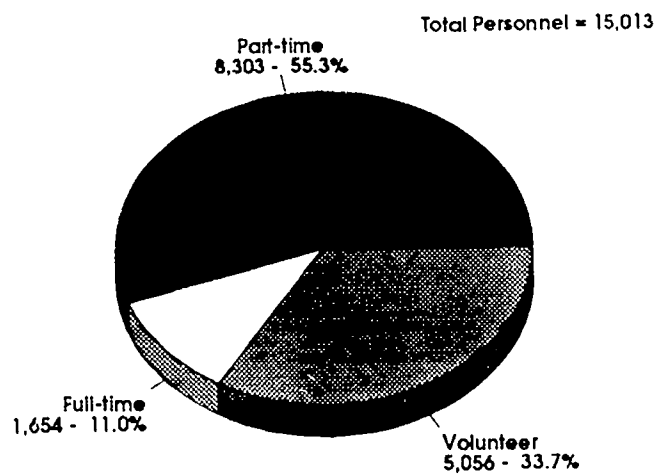
*Challenge:*

High Quality  
Instruction

- ◆ To involve part-time and full-time instructors to teach classes.

*Accomplishments:*

- During FY 92, almost half of the adult education instructors were employed on a part-time basis.
- Almost 34% of the instructors were volunteers.
- Staff development activities were provided through state level conferences, regional training workshops, and local programs.





State of Florida  
Department of Education  
Tallahassee, Florida  
Betty Castor, Commissioner  
Affirmative action/equal opportunity employer

BEST COPY AVAILABLE