

ED 367 238

HE 027 204

TITLE Certificates and Degrees Conferred in Colorado Publicly-Supported Colleges and Universities FY 1982-83 through FY 1991-92.

INSTITUTION Colorado Commission on Higher Education, Denver.

PUB DATE Jul 93

NOTE 355p.

PUB TYPE Statistical Data (110) -- Reports - Research/Technical (143)

EDRS PRICE MF01/PC15 Plus Postage.

DESCRIPTORS Academic Achievement; Academic Persistence; Associate Degrees; Bachelors Degrees; Comparative Analysis; \*Degrees (Academic); Doctoral Degrees; Ethnic Groups; Higher Education; Masters Degrees; Minority Groups; Sex Differences; \*State Colleges; State Surveys; \*State Universities; Statistical Data; Trend Analysis

IDENTIFIERS \*Colorado

## ABSTRACT

This report provides information on the number of degrees awarded at Colorado public universities and colleges. Comparisons are made to the base year of 1982-83, allowing for 10-year comparisons. Detail by ethnicity and gender are available beginning in fiscal year (FY) 1985-86 and analyses by institutional sector, by degree level, and by program area are also presented. Terms and definitions are provided at the report's end. Statistical appendices comprise over 90 percent of the report. Appendix A contains a listing of degrees aggregated by institution and program area. The other two appendices provide, respectively, lists of programs by Classification of Instruction Program (CIP) codes and an alphabetical list of program names with a crosswalk to CIP codes. Among the findings are the following: (1) statewide, 27,017 degrees were awarded in FY 1992, an 18 percent increase over FY 1983; (2) every institutional sector showed an increase in awards granted since the comparison year for FY 1983; (3) the largest degree level increases were in bachelor's degrees and master's degrees; (4) over a 3-year period from FY 1990 to FY 1992, the number of ethnic minorities increased at every degree level except at the doctoral degree level; and (5) over the same 3-year period from women received more degrees than men at every degree level except at the doctoral level. (GLR)

\*\*\*\*\*  
 \* Reproductions supplied by EDRS are the best that can be made \*  
 \* from the original document. \*  
 \*\*\*\*\*



# COLORADO COMMISSION ON HIGHER EDUCATION

## CERTIFICATES AND DEGREES CONFERRED IN COLORADO PUBLICLY-SUPPORTED COLLEGES AND UNIVERSITIES FY 1982-83 THROUGH FY 1991-92

July 1993

Colorado Commission on Higher Education  
1300 Broadway, Second Floor  
Denver, Colorado 80203  
(303) 866-2723  
Robert G. Moore, Acting Executive Director

- U.S. DEPARTMENT OF EDUCATION  
Office of Educational Research and Improvement  
EDUCATIONAL RESOURCES INFORMATION  
CENTER (ERIC)
- This document has been reproduced as received from the person or organization originating it.
- Minor changes have been made to improve reproduction quality.
- Points of view or opinions stated in this document do not necessarily represent official OERI position or policy.

PERMISSION TO REPRODUCE THIS MATERIAL HAS BEEN GRANTED BY

*Colorado Comm.  
on Higher Ed.*

TO THE EDUCATIONAL RESOURCES INFORMATION CENTER (ERIC)

#E027204

BEST COPY AVAILABLE

## Contents

EXECUTIVE SUMMARY .....	1
INTRODUCTION .....	3
Colorado Public Higher Education System .....	4
Classified Program Areas .....	5
DEGREES AWARDED FY83 TO FY92 .....	6
DEGREES AWARDED BY INSTITUTION .....	6
DEGREE LEVEL .....	8
DEGREES BY CIP AREA .....	10
DEGREES BY AREA DEGREE LEVEL .....	12
DEGREES AWARDED BY ETHNICITY .....	14
DEGREES AWARDED BY GENDER .....	15
DEGREES AWARDED BY RESIDENCY .....	18
DEFINITIONS BY DEGREE LEVEL .....	20
DEFINITIONS BY RACE/ETHNICITY .....	21
SOURCES OF DATA .....	21

**TABLES**

Table 1 - Institutions by Sector . . . . . 4  
 Table 2 - Classification of Instructional Programs . . . . . 5  
 Table 3 - Total Degrees by Sector/Institution . . . . . 7  
 Table 4 - Total Degrees by Degree Level . . . . . 8  
 Table 5 - Top-Five Program Areas . . . . . 10  
 Table 6 - Total Degrees by CIP Area . . . . . 11  
 Table 7 - Percent Change - by CIP Area and Degree Level . . . . . 13  
 Table 8 - Percent Change - by Ethnicity and Degree Level . . . . . 14  
 Table 9 - Male Percent Change - by CIP Area and Degree Level . . . . . 16  
 Table 10 - Female Percent Change - by CIP Area and Degree Level . . . . . 17  
 Table 11 - Total Degrees Granted to Residents by Institution . . . . . 19

**FIGURES**

Figure 1 - Ten-Year Change in Degrees Awarded . . . . . 6  
 Figure 2 - FY83 Degree Level Proportion . . . . . 9  
 Figure 3 - FY92 Degree Level Proportion . . . . . 9

**APPENDIX**

- A: Degrees Awarded by Institution
- B: Degrees Awarded by CIP Code Area
- C: Alphabetical Index by Program Name

## EXECUTIVE SUMMARY

This report on degrees granted is an annual publication by the Colorado Commission on Higher Education (CICHE) that provides information on the number of degrees awarded and is used as a reference source in program evaluation and review. Program area and degree level attainment indicates the academic interests and

commitment of the student population and the public higher educational system as a whole. The number and level of degrees conferred is one important outcome measure and assessment factor for Colorado's public higher education system.

Some highlights are:

- o Statewide, the total number of degrees awarded for fiscal year 1992 (FY92) was 27,017 compared to 22,966 in FY83, an increase of 18%. Over the ten-year period from 1983 to 1992, there were nearly 240,000 degrees and certificates awarded.
- o Every institutional sector showed an increase in awards granted since the comparison year of FY83, especially the local district colleges (up 41%). The research university sector awarded the highest number of degrees (10,364) followed by the university/college sector (9,437). The community college sector awarded 5,040 certificates/degrees.
- o The largest degree level increases were in bachelor degrees (12,804 to 14,870) and master's degrees (3,277 to 4,257). For the first time, the number of certificate awards (2,487) nearly equalled the number of awards for vocational associate degrees (2,488). In FY83, there were twice as many vocational associate degrees awarded than certificates awarded. Academic associate degrees (1,897) exceeded the FY83 academic associate degrees awarded by 37%. First professional and doctoral degrees remained relatively constant throughout the ten-year period.

- o In FY83 the top-five degree areas were:
    - [1] Business and Management (4,143);
    - [2] Health Sciences (2,294);
    - [3] Education (2,014);
    - [4] Engineering (1,655); and
    - [5] Social Sciences (1,503).
- 

- o The top-five degree areas in FY92 were:
  - [1] Business and Management (4,875);
  - [2] Health Sciences (3,167);
  - [3] Social Science (2,395);
  - [4] Liberal/General Studies (2,169); and
  - [5] Engineering (1,513).

- o Over a three-year period from FY90 to FY92, the number of ethnic minorities increased at every degree level except at the doctoral degree level. All racial/ethnic groups had high concentrations of numbers at the baccalaureate level, however, there was a difference in degree level growth rate by ethnicity. Blacks increased the number of certificates earned by 135% and associate degrees by 51%. Native Americans, also, increased the number of awards earned at the certificate and associate levels by 52% each. Asians increased the number of master's degrees earned by 42% followed by certificates at 37%. Hispanics increased the number of certificates earned by 59% followed by first professional/doctorates earned by 38%.

- o Over a three-year period from FY90 to FY92, women received more degrees than men at every degree level except at the doctoral degree level: there were 3,681 certificates awarded to females compared to 3,189 certificates awarded to males; 7,192 associate degrees awarded to females compared to 5,175 awarded to males; 22,760 bachelor degrees awarded to females compared to 20,409; 6,243 master's degrees awarded to females while 5,770 degrees were awarded to males; finally, 1,169 first professional/doctoral degrees were awarded to females compared to 1,861 awarded to males.

## INTRODUCTION

The degrees granted report is disseminated annually by the Colorado Commission on Higher Education. This publication is titled, *Certificates and Degrees Conferred in Colorado Publicly-Supported Colleges and Universities 1982-83 Through 1991-92*. Detailed data can be obtained from the *Digest of Colorado Postsecondary Education Statistics* manuals. In addition, a listing of degrees offered is available in the CCHE publication, *Approved Postsecondary Degree and Certificate Programs in Colorado Public Colleges and Universities*.

Comparisons are made to the base year of 1982-83, allowing for ten-year comparisons. Since a revised Classification of Instruction Programs codes (CIP codes) became effective for FY92, all previously awarded degrees have been recoded into the new codes, hence, this publication supersedes all previously published documents.

Detail by ethnicity and gender are available beginning in fiscal year 1985-86. Analysis by institutional sector, by degree level, and by program area are also presented.

Data for this report were gathered from two sources, both submitted and approved by the individual institutions. Prior to 1986, data were collected in summary form through the Higher Education General Information Survey (HEGIS). Beginning in fiscal year 1985-86, the data were

collected on the degrees granted file of the Student Unit-Record Data System (SURDS).

Terms and definitions are provided at the end of the report. Appendix A contains a listing of degrees awarded by institution. Appendix B contains a listing of degrees aggregated by program area and shows all the institutions that granted awards in a particular program. Appendix C is an alphabetical list of program names with a crosswalk to CIP codes.

The sort order of Appendix A, for the first time, is by CIP code rather than program title. If the CIP code is unknown, Appendix C will serve as a lookup table. Different schools may use different CIP codes for the identical program name. Refer to the publication, *Classification of Instructional Programs, 1990 Edition*, to determine program emphasis by CIP code.

In Appendix A and B, a blank in a column means that a program was either not in operation or was discontinued. A zero in the column means that the open program did not grant awards for the entire fiscal year. At times a discontinued program may have several degrees awarded, in which case the number of degrees awarded takes precedence over the "blank column" indication. For accuracy in program review, consult the approved programs publications.

## Colorado Public Higher Education System

Colorado has 28 state-supported higher education institutions. Based upon institutional role and mission and types of degrees granted, several institutional sectors are used in this report.

The sectors, composite institutions, along with their abbreviations, are shown in Table 1.

Table 1 - Institutions by Sector

Research Universities	Community Colleges
Colorado School of Mines -- CSM	Arapahoe Community College -- ACC
Colorado State University -- CSU	Community College of Aurora -- CCA
University of Colorado at Boulder -- UCB	Community College of Denver -- CCD
<b>Universities/Colleges</b>	Front Range Community College -- FRCC
Adams State College -- ASC	Lamar Community College -- LCC
Fort Lewis College -- FLC	Morgan Community College -- MCC
Mesa State College -- MESA	Otero Junior College -- OJC
Metropolitan State College of Denver -- METRO	Pueblo Community College - PCC
University of Colorado at Colorado Springs -- UCCS	Pikes Peak Community College -- PPCC
University of Colorado at Denver -- UCD	Red Rocks Community College -- RRCC
University of Northern Colorado -- UNC	Trinidad State Junior College -- TSJC
University of Southern Colorado -- USC	<b>Local District Colleges</b>
Western State College -- WSC	Aims Community College -- AIMS
<b>Health Sciences Center</b>	Colorado Mountain College -- CMC
University of Colorado - HSC -- UCHSC	Colorado Northwestern Community College -- CNCC
	Northeastern Junior College -- NJC



## Classified Program Areas

Colorado has over 1,000 state-approved, degree programs at public higher education institutions. The programs are classified using the Classification of Instructional Programs codes (CIP codes).

The CIP code system was set up by the federal government to group similar programs. The full program code is six digits long and the first two digits of the code are designated as program areas.

Periodically, a restructuring of the CIP codes may become necessary as new programs evolve or old programs become extinct.

Fiscal year 1992 had two major changes to the CIP code scheme. First, the health-related programs (areas 17 and 18) were combined into a new comprehensive area 51 and the business-related programs (areas 06 and 07) were combined into the new expanded area 52. Table 2 shows the two-digit general area listing.

Table 2 - Classification of Instructional Programs

01	AGRI-BUSINESS / AGRICULTURE
02	AGRICULTURAL SCIENCES
03	NATURAL RESOURCES
04	ARCHITECTURE AND DESIGN
05	AREA AND ETHNIC STUDIES
06	** Canceled - see Area 52 **
07	** Canceled - see Area 52 **
08	MARKETING AND DISTRIBUTION
09	COMMUNICATIONS
10	COMMUNICATIONS TECHNOLOGIES
11	COMPUTER AND INFORMATION SCI.
12	CONSUMER / PERSONAL SERVICES
13	EDUCATION
14	ENGINEERING
15	ENGINEERING RELATED TECH.
16	FOREIGN LANGUAGES
17	** Canceled - see Area 51 **
18	** Canceled - see Area 51 **
19	HOME ECONOMICS
20	HOME ECONOMICS - VOCATIONAL
21	INDUSTRIAL ARTS
22	LAW
23	LETTERS
24	LIBERAL/GENERAL STUDIES
25	LIBRARY SCIENCES
26	LIFE SCIENCES
27	MATHEMATICS
28	MILITARY SCIENCES
29	MILITARY TECHNOLOGIES
30	INTERDISCIPLINARY STUDIES
31	PARKS AND RECREATION
32	BASIC SKILLS
33	CITIZENSHIP/CIVIC ACTIVITIES
34	HEALTH-RELATED ACTIVITIES
35	INTERPERSONAL SKILLS
36	LEISURE AND RECREATION
37	PERSONAL AWARENESS
38	PHILOSOPHY AND RELIGION
39	THEOLOGY
40	PHYSICAL SCIENCES
41	SCIENCE TECHNOLOGIES
42	PSYCHOLOGY
43	PROTECTIVE SERVICES
44	PUBLIC AFFAIRS
45	SOCIAL SCIENCES
46	CONSTRUCTION TRADES
47	MECHANICS AND REPAIRERS
48	PRECISION PRODUCTION
49	TRANSPORTATION
50	VISUAL AND PERFORMING ARTS
51	** HEALTH SCIENCE ** (New Combined Area)
52	** BUSINESS MANAGEMENT ** (New Combined Area)

### DEGREES AWARDED FY83 TO FY92

In FY92, the number of degrees granted reached an all-time record high of 27,017. Between FY83 and FY86, the number of degrees awarded decreased by an average of 300 degrees per year. Beginning in FY87, however, the number of degrees awarded increased by nearly 1,000 per year. The highest annual increase rate (6.2%) was between FY91 and FY92, when the number of degrees awarded increased by over 1,500 degrees. Over the ten-year period there were nearly 240,000 degrees awarded in higher education institutions in the state of Colorado.

### DEGREES AWARDED BY INSTITUTION

In FY92 compared to FY83, there were over 4,000 more degrees awarded, an increase of 18% (see Table 3). Most institutions increased, some by over 50% (MESA, 55%; METRO, 64%; UCCS, 58%; UCD, 64%; FRCC, 84%; MCC, 51%; AIMS, 92%; and CMC, 71%). Others, however, experienced a decline in total degrees granted over the last ten years (CSM, -26%; UNC, -19%; USC, -6%; WSC, -38%; PPCC, -42%; RRCC, -22%; and NJC, -31%).

Figure 1 - Ten-Year Change in Degrees Awarded

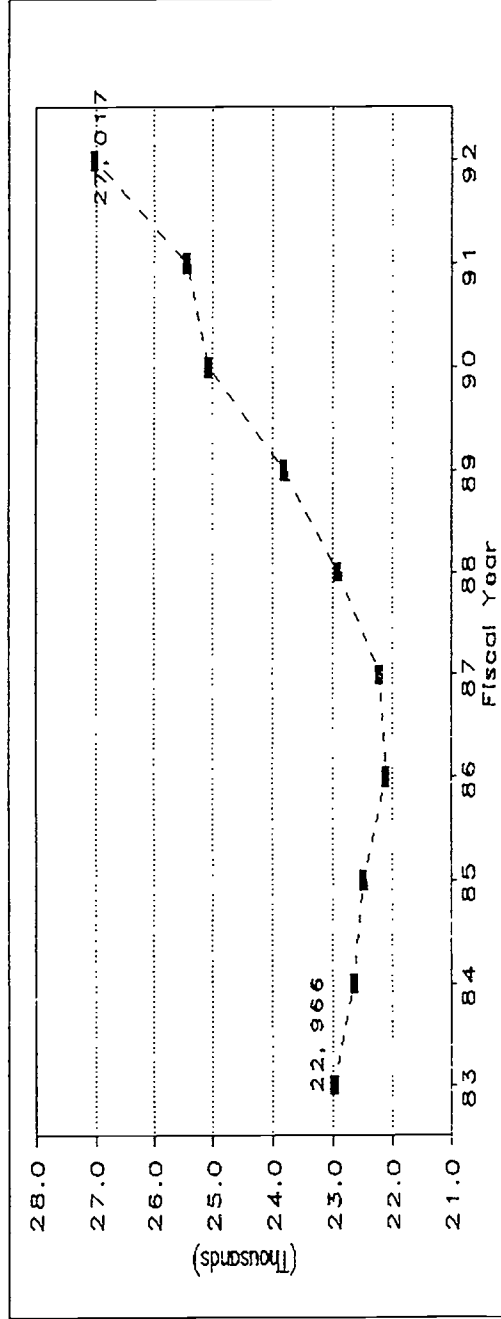


Table 3 - Total Degrees by Sector/Institution

	FY83	FY84	FY85	FY86	FY87	FY88	FY89	FY90	FY91	FY92	10 Yr % Change	
<b>Research Universities</b>												
Colo School of Mines	595	606	588	634	589	493	446	459	458	441	-26 %	
Colo State Univ	4,013	3,884	3,797	3,944	3,944	3,887	3,861	3,925	3,976	4,278	+7 %	
UC - Boulder	4,324	4,321	4,364	4,390	4,599	4,923	4,959	5,384	5,549	5,645	+31 %	
* Total Research U *	8,932	8,811	8,749	8,968	9,132	9,303	9,266	9,768	9,983	10,364	+16 %	
<b>Universities/Colleges</b>												
Adams State College	367	309	331	336	392	378	483	556	417	424	+16 %	
Fort Lewis College	452	429	464	495	480	493	580	512	533	450	-0 %	
Hesa State College	430	461	500	501	572	566	626	559	617	667	+55 %	
Metropolitan College	1,237	1,301	1,420	1,514	1,594	1,625	1,846	2,116	1,928	2,029	+64 %	
UC - Colo Springs	545	620	664	685	631	619	679	730	772	862	+58 %	
UC - Denver	1,154	1,185	1,261	1,428	1,366	1,338	1,524	1,681	1,811	1,897	+64 %	
Univ Northern Colo	2,655	2,303	2,112	1,928	1,859	1,897	1,957	1,972	1,975	2,156	-19 %	
Univ Southern Colo	648	680	647	693	545	499	581	515	579	610	-6 %	
Western State Coll	553	561	481	432	461	446	434	380	272	342	-38 %	
* Total Univ & Coll *	8,041	7,849	7,880	8,014	7,900	8,061	8,630	9,021	8,902	9,437	+17 %	
<b>Community Colleges</b>												
Arapahoe CC	578	628	615	492	520	546	585	622	684	834	+44 %	
CC of Aurora	64	64	96	108	107	135	152	196	231	268	NA	
CC of Denver	514	405	383	499	412	450	589	579	589	615	+20 %	
Front Range CC	588	626	659	568	607	764	738	986	908	1,083	+84 %	
Lamar CC	83	93	81	71	98	70	122	101	128	114	+57 %	
Morgan CC	91	94	93	80	144	114	142	141	149	137	+51 %	
Otero JC	182	193	183	134	168	122	137	141	180	202	+11 %	
Pueblo CC	354	300	336	248	341	308	342	303	355	386	+9 %	
Pikes Peak CC	1,252	1,273	1,118	772	597	761	760	707	709	721	-42 %	
Red Rocks CC	510	434	419	363	340	332	386	337	456	396	+32 %	
Trinidad State JC	256	265	255	259	225	255	228	275	267	284	+11 %	
* Total Com Coll *	4,408	4,375	4,238	3,594	3,559	3,857	4,181	4,388	4,666	5,040	+16 %	
<b>Health Sciences Center</b>												
UC - Health Sci Ctr	489	473	474	483	484	477	433	479	495	629	+29 %	
<b>Local District</b>												
Aims CC	354	396	480	520	476	579	674	651	712	679	+92 %	
Colo Mountain Coll	309	302	252	206	220	215	236	413	344	529	+71 %	
CC Northwestern CC	92	122	79	--	105	108	112	100	112	104	+13 %	
Northeastern JC	341	320	334	323	339	319	281	251	229	235	-31 %	
* Total Loc Dist *	1,096	1,140	1,145	1,049	1,140	1,213	1,303	1,415	1,397	1,567	+41 %	
** STATE TOTAL **	22,966	22,648	22,486	22,108	22,215	22,911	23,813	25,071	25,433	27,017	+18 %	

Research Universities accounted for over 1,400 more degrees issued in FY92

Universities/Colleges awarded nearly 1,400 more FY92 degrees

Over 600 more awards at Community Colleges

140 more degrees awarded

Local District sector had highest rate of increase

Nearly, 240,000 degrees for state

Notes: - In fiscal year 1983, the Community College of Aurora's degrees were listed with the Community College of Denver. Fiscal year 1984 was the first year CCA awarded degrees.

Colorado Northwestern Community College was unable to report degrees in FY86.

Front Range Community College includes Larimer County Arco Vocational School beginning in FY90.

## DEGREE LEVEL

The number of degrees granted at all levels, except vocational associate degrees, increased over the ten-year period (see Table 4). The greatest increase was at the certificate level, which increased by 66%, from 1,494 in FY83 to 2,487 in FY92. Vocational associate degrees decreased from 3,007 to 2,488 awards, a 17% decline. Academic associate degrees increased from 1,387 to 1,897, a 37% increase.

There were 14,870 bachelor degrees, an increase of 16%, awarded in FY92 compared to 12,804 awarded in FY83. Master's degrees increased from 3,277 to 4,257, an increase of 30%. The first professional and doctoral degree levels remained relatively stable over the ten-year period at 400 and 600 awards, respectively.

Mar 93

Table 4 - Total Degrees by Degree Level

Degree Level	FY83	FY84	FY85	FY86	FY87	FY88	FY89	FY90	FY91	FY92	10 Yr % Change
Certificate	1,494	1,681	1,614	1,212	1,280	1,596	1,859	2,191	2,199	2,487	+66%
Assoc-Voc	3,007	2,888	2,906	2,586	2,411	2,313	2,372	2,399	2,399	2,488	-17%
Assoc-Acad	1,387	1,361	1,245	1,249	1,332	1,453	1,515	1,471	1,717	1,897	+37%
Bachelor	12,804	12,590	12,739	13,050	12,949	13,016	13,222	14,126	14,189	14,870	+16%
Master	3,277	3,164	3,038	3,081	3,265	3,518	3,797	3,886	3,912	4,257	+30%
1st Prof	431	420	462	433	440	450	417	419	425	441	+2%
Doctor	566	546	482	497	540	565	561	579	592	577	+2%
**total**	22,966	22,648	22,486	22,108	22,215	22,911	23,813	25,071	25,833	27,017	+18%

The proportion of the various degree levels changed between fiscal year 1983 and 1992. The largest percentage of total increase was at the certificate level, going from 6.5% of 22,966 total awards in FY83 to 9.2% of 27,017 total awards in FY92 (see Figure 2 and Figure 3).

The largest decrease was at the vocational associate degree level, 13.1% in FY83 and 9.2% in FY92.

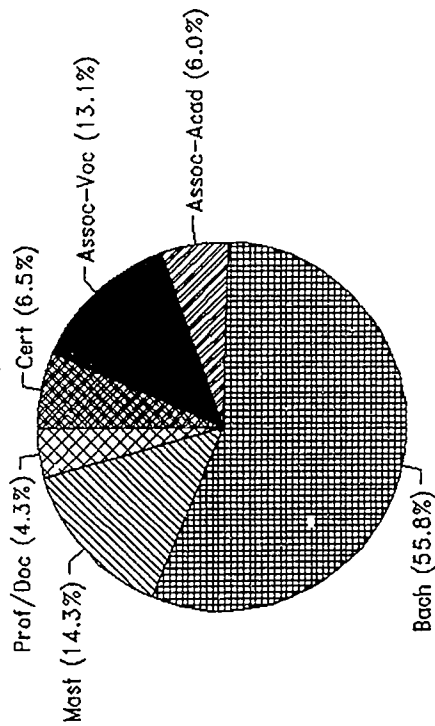
Bachelor degrees, remained the largest portion, comprising over 55.8% of the total degrees awarded in FY83, and 55.0% in FY92.

Master's degrees were the next largest portion at 14.3% in FY83, and nearly 15.8% in FY92.

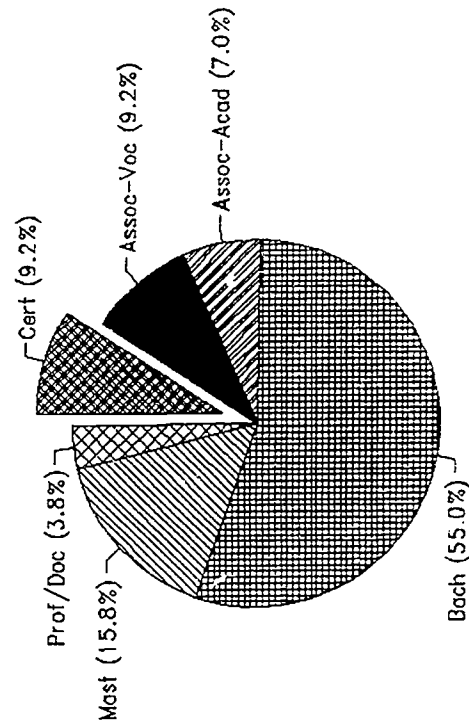
The portion of first professional and doctoral degrees decreased from 4.3% to 3.8%. Although the total numbers of these high level degrees increased, the relative growth at other levels was greater.

Academic associate degrees increased from 6.0% of the total, to 7.0% of the total by FY92.

**Figure 2 - FY83 Degree Level Proportion**



**Figure 3 - FY92 Degree Level Proportion**



## DEGREES BY CIP AREA

Beginning in FY92, the two health-related areas (17 and 18) and the two business-related areas (06 and 07) were combined into areas 51 and 52, respectively. This change was mandated by the federal government when they revised their CIP codes. All degrees previously awarded in Colorado were recoded into the new CIP code structure in this document.

Table 5 is a list of the top-five program areas in FY83 and FY92. Table 6 lists all the areas and is arranged in order from highest to lowest number of awards granted in FY92. The most popular degree area was area 52, Business/Management programs. In FY83 4,143 awards were earned in business, increasing to 4,875 awards in FY92, an increase of 18%.

The second most popular emphasis area was area 51, Health Sciences. This is a direct result of the CIP code restructuring and combining the health-related fields. Last year, the Degrees Granted Report listed area 45, Social Sciences as second in awards.

The rest of the popular program areas differ between FY83 and FY92. In FY83, 2,014 students earned Education degrees, 1,655 students earned Engineering degrees, and 1,503 students earned Social Science degrees. In FY92, 2,395 students earned Social Science degrees, 2,169 students earned Liberal/General Studies, and 1,513 students earned awards in Engineering.

Of the program areas with annual awards over 1,000, Liberal/General Studies and Social Sciences were the fastest growing.

Table 5 - Top-Five Program Areas

Jun 93

Table 6 - Total Degrees by CIP Area  
In Descending Order by FY 92

Program Area	FY 83	FY 84	FY 85	FY 86	FY 87	FY 88	FY 89	FY 90	FY 91	FY 92	10 Yr % Change
52 BUSINESS AND MANAGEMENT	4,143	4,343	4,328	4,507	4,593	4,561	4,559	4,545	4,571	4,875	18 %
51 HEALTH SCIENCES	2,294	2,295	2,275	1,889	1,967	2,059	2,087	2,490	2,605	3,167	38 %
35 SOCIAL SCIENCES	1,503	1,617	1,559	1,526	1,556	1,723	1,827	2,092	2,320	2,651	64 %
24 LIBERAL/GENERAL STUDIES	1,330	1,316	1,205	1,175	1,337	1,518	1,640	1,674	1,950	2,136	61 %
14 ENGINEERING	1,655	1,691	1,684	1,791	1,712	1,750	1,675	1,679	1,629	1,513	-9 %
13 EDUCATION	2,014	1,682	1,583	1,532	1,638	1,826	1,919	1,809	1,487	1,391	-31 %
02 PSYCHOLOGY	655	628	709	723	726	820	930	1,036	1,092	1,204	84 %
09 COMMUNICATIONS	622	653	697	717	717	737	805	940	991	991	59 %
26 LIFE SCIENCES	772	730	689	736	651	705	681	791	732	886	15 %
23 LETTERS	368	384	366	436	464	484	563	662	768	835	127 %
50 VISUAL AND PERFORMING ARTS	632	670	664	678	669	650	691	751	705	771	22 %
15 ENGINEERING-RELATED TECHN.	1,217	1,082	1,117	1,080	996	925	926	992	829	765	-37 %
43 PROTECTIVE SERVICES	332	327	378	301	361	408	463	534	583	647	95 %
31 PARKS AND RECREATION	529	479	524	475	441	400	403	437	512	587	11 %
46 PHYSICAL SCIENCES	739	743	755	669	524	523	495	514	683	506	-32 %
11 COMPUTER AND INFORMATION SCI.	339	413	506	485	381	422	405	410	443	425	25 %
27 MATHEMATICS	238	281	338	385	402	428	382	403	390	372	56 %
19 HOME ECONOMICS	308	265	240	255	284	330	285	298	325	346	12 %
44 PUBLIC AFFAIRS	246	211	183	177	230	250	259	238	284	341	39 %
30 INTERDISCIPLINARY STUDIES	278	282	326	312	336	302	329	378	329	324	17 %
22 LAW	207	215	264	224	224	285	248	291	266	305	47 %
03 NATURAL RESOURCES	264	242	216	200	147	161	113	151	190	248	-6 %
16 FOREIGN LANGUAGES	165	177	176	165	172	180	196	214	206	240	45 %
47 MECHANICS AND REPAIRERS	495	467	456	330	314	329	324	289	233	235	53 %
04 ARCHITECTURE AND DESIGN	238	171	199	214	238	263	224	210	229	218	-8 %
48 PRECISION PRODUCTION	287	308	238	250	245	259	252	266	257	213	-26 %
01 AGRIBUSINESS / AGRICULTURE	244	271	212	181	266	141	208	256	283	202	-17 %
02 AGRICULTURAL SCIENCES	344	282	264	249	229	238	220	203	236	187	-46 %
49 TRANSPORTATION	119	134	114	95	106	101	164	191	152	186	56 %
20 HOME ECONOMICS - VOCATIONAL	129	139	107	87	83	89	72	105	76	131	2 %
38 PHILOSOPHY AND RELIGION	51	57	68	66	59	70	72	69	76	95	86 %
08 MARKETING AND DISTRIBUTION	25	48	41	11	31	26	73	79	86	93	272 %
05 AREA AND ETHNIC STUDIES	25	38	35	44	36	41	39	49	57	46	84 %
46 CONSTRUCTION TRADES	86	106	96	106	80	76	61	66	36	29	-66 %
12 CONSUMER / PERSONAL SERVICES	35	47	70	56	62	46	30	34	18	24	-31 %
10 COMMUNICATIONS TECHNOLOGIES	15	35	23	8	15	7	178	15	14	12	-20 %
25 LIBRARY SCIENCES	19	19	13	6	20	15	12	10	10	10	-47 %
36 LEISURE AND RECREATION	4	0	0	1	3	4	0	0	0	0	-100 %
41 SCIENCE TECHNOLOGIES	0	0	0	0	0	0	0	0	40	0	0 %
99 TOTAL	22,966	22,648	22,486	22,108	22,215	22,911	23,813	25,071	25,433	27,017	18 %



## DEGREES BY AREA DEGREE LEVEL

The ten-year period was divided into two halves, FY83-87 and FY88-92. Table 7 shows the CIP code area by degree level. The "FY88-92" column summarizes all the degrees awarded in the second five-year period. The "%Change" column was calculated by subtracting the total number of degrees awarded in the first five-year period from the total number of degrees awarded in the second five-year period and dividing that answer by the total number of degrees awarded in the first five-year period, then multiplying the answer by 100 to obtain percent.

There were 19 active areas at the certificate level. The top three certificate areas were: 1) Health Sciences, 2) Business and Management, and 3) Protective Services. These three areas accounted for over half of the awards at the certificate level.

At the associate level, there were about 16 active areas. The largest number of associate degrees (7,857) were the academic associate degrees. Most of the vocational associate degrees decreased in number between FY88 and FY92. Business and Management, the second highest number of associate degrees granted, decreased by 15%. Three areas, however, increased in total numbers, Health Sciences increased by 22%, Transportation increased by 217%, and Law increased by 39%.

30

There were about 29 active areas at the bachelor degree level. Over the FY88-92 period, 14,568 degrees were awarded in Business and Management, an increase of 5% over the FY83-87 number of awards. Social Sciences were the next highest number of bachelor degrees (9,302) awarded over the FY88-92 period, an increase of 45%. Engineering had the third highest number of degrees (5,416) but decreased by 18% during FY88-92.

The decrease in the number of Education degrees resulted from a change in the way the state education system educates prospective teachers. Most students seeking to teach majored in an academic discipline, such as Mathematics, rather than Education. Students became credentialled as teachers by completing required certification courses and are now reported in the individual disciplines. Education degrees at the baccalaureate level reflect only two specialty areas: Special Education and Music Education.

The master's degree in Education (5,716) and Engineering (3,362) increased by 21% and 42%, respectively.

Health Sciences and Law accounted for most of the first professional degrees and remained virtually stable over the ten-year period with only a 1% increase in medical doctors and a 3% decline in the number of lawyers. Physical Sciences and Engineering were areas with the highest number of doctoral degrees awarded, increasing 30% and 62%, respectively.

12

31



Jun 93

Table 7 - Percent Change - by CIP Area and Degree Level  
5-Year Total Degrees Awarded From FY88 to FY92 Compared to Total Degrees Awarded FY83 to FY87

Cip Code	Certificate FY88-92	Associate FY88-92	Bachelor FY88-92	Master FY88-92	Prof/Doc FY88-92
	%Change	%Change	%Change	%Change	%Change
01 AGRIBUSINESS / AGRICULTURE	453	285	287	51	14
02 AGRICULTURAL SCIENCES	3	145	649	197	90
03 NATURAL RESOURCES	0	1	642	171	49
04 ARCHITECTURE AND DESIGN	0	0	612	532	0
05 AREA AND ETHNIC STUDIES	0	0	232	0	0
08 MARKETING AND DISTRIBUTION	263	94	0	0	0
09 COMMUNICATIONS	0	0	4,124	277	3
10 COMMUNICATIONS TECHNOLOGIES	179	47	0	0	0
11 COMPUTER AND INFORMATION SCI	2	0	1,576	490	37
12 CONSUMER / PERSONAL SERVICES	152	0	0	0	0
13 EDUCATION	0	1	2,104	5,716	411
14 ENGINEERING	0	0	5,416	21,331	499
15 ENGINEERING RELATED TECHN.	904	1,721	1,712	0	0
16 FOREIGN LANGUAGES	0	0	822	187	27
19 HOME ECONOMICS	0	0	1,355	213	19
20 HOME ECONOMICS - VOCATIONAL	156	317	0	0	0
22 LAW	430	227	0	0	738
23 LETTERS	0	0	2,916	366	30
24 LIBERAL/GENERAL STUDIES	0	7,857	1,127	39	0
25 LIBRARY SCIENCES	0	0	0	57	0
26 LIFE SCIENCES	0	0	3,083	418	294
27 MATHEMATICS	0	0	1,580	316	79
30 INTERDISCIPLINARY STUDIES	0	0	1,424	161	38
31 PARKS AND RECREATION	44	0	2,105	180	10
36 LEISURE AND RECREATION	0	0	4	0	0
38 PHILOSOPHY AND RELIGION	0	0	317	54	11
40 PHYSICAL SCIENCES	0	0	1,384	601	536
41 SCIENCE TECHNOLOGIES	40	0	0	0	0
42 PSYCHOLOGY	0	0	4,214	649	219
43 PROTECTIVE SERVICES	1,198	796	598	43	0
44 PUBLIC AFFAIRS	0	0	804	501	46
45 SOCIAL SCIENCES	0	0	9,302	828	227
46 CONSTRUCTION TRADES	204	64	0	0	0
47 MECHANICS AND REPAIRERS	760	650	0	0	0
48 PRECISION PRODUCTION	633	614	0	0	0
49 TRANSPORTATION	62	273	459	0	0
50 VISUAL AND PERFORMING ARTS	19	363	2,667	387	112
51 HEALTH SCIENCES	3,177	3,093	3,410	1,243	1,485
52 BUSINESS AND MANAGEMENT	1,653	3,476	14,568	3,362	52
99 TOTAL	10,332	20,024	69,493	19,370	5,026

## DEGREES AWARDED BY ETHNICITY

Degrees data were collected by ethnicity and gender beginning in FY86. Three years of data were totalled -- FY86-88 and compared to the three years of data from FY90-92. The total degrees awarded for FY90-92 is in the "FY90-92" column.

Ethnic minorities progressed at every degree level except for Native Americans at the first professional/doctoral degree level. Table 8 summarizes the level of degrees awarded by ethnicity.

Blacks received nearly 700 bachelor degrees over the three year period, an increase of 25%. Blacks also had significant growth at the certificate and associate levels (135% and 51%, respectively). Native Americans also progressed at the certificate (52%), associate (52%), and master's (48%) degree levels.

Asians received a high number of degrees at the bachelor and master's degree levels. Hispanics progressed at every degree level.

Whites received a high portion (37,000 of 43,000 or about 86%) of the bachelor degrees awarded. The greatest rate of growth for Whites was at the certificate and Master's degree levels. First professional/doctoral level degrees declined by 3%.

The number of degrees awarded to Non-Resident Aliens at the master's and doctoral degree levels increased by 64% and 62%, respectively. This exceeds the number of degrees awarded to Colorado resident minorities combined at these levels. Also, the unreported ethnicity category exceeded each ethnic minority group at these levels.

May 93

Table 8 - Percent Change - by Ethnicity and Degree Level

3-Year Total Degrees Awarded From FY90 to FY92 and %Change of Degrees Awarded FY86 to FY88

Ethnicity	Certificate FY90-92	%Change	Associate FY90-92	%Change	Bachelor FY90-92	%Change	Master FY90-92	%Change	Prof/Doc FY90-92	%Change
Unreported Ethnicity	179	-19%	572	-18%	1,336	-20%	520	-32%	126	-26%
Non-Resident Aliens	57	12%	322	-13%	597	-10%	1,165	64%	416	62%
Black	174	135%	389	51%	686	25%	135	34%	27	23%
Native American	82	52%	128	52%	284	48%	59	48%	16	8%
Asian	97	37%	203	3%	1,168	31%	213	42%	75	17%
Hispanic	854	59%	1,051	27%	2,004	30%	336	14%	119	38%
White	5,434	85%	9,706	17%	37,110	11%	9,627	23%	2,254	-3%
State Total	6,877	74%	12,371	15%	43,185	11%	12,055	22%	3,033	4%

## DEGREES AWARDED BY GENDER

### MALES

There were 1,861 first professional/doctoral level degrees awarded to males compared to 1,169 awarded to women (see Tables 9 and 10).

The greatest degree level growth rate for males was at the certificate level, an increase of 68%. Most of the certificates were in Health Science (781) followed by Protective Services (715).

At the associate level, 2,167 or 42% of the 5,175 awards were in Liberal/General Studies. The top two vocational associate degrees were Engineering Related Technology (824) and Business and Management (487).

The top three major areas for males at the bachelor level were: Business and Management (4,458), Social Sciences (3,292), and Engineering (2,583). These three areas accounted for over 50% (10,333 of 20,409) of the bachelor degrees awarded to males over the three year period.

At the master's degree level, 1,343 degrees were awarded in Business and Management, and 1,228 degrees were awarded in Engineering.

In addition to the high numbers of first professional degrees in medicine (452), males earned doctoral degrees in Engineering (290) and Physical Sciences (263). There were 232 law degrees awarded.

### FEMALES

Over the three-year period from FY90 to FY92, the number of degrees awarded to females exceeded the number of degrees awarded to males at every level except at the first professional/doctoral degree level.

Females earned 1,663 Health Sciences certificates of the total 3,681 certificates awarded to females. The second popular certificate with females was in Business and Management (892 or 24%).

The most popular associate degree was the academic degree in Liberal/General Studies (2,816 of 7,192). The top two vocational associate awards were in Health Science (1,733) and Business/Management (1,577).

Of 22,760 bachelor degrees, the top three were Business and Management (4,234), Social Science (2,878), and Psychology (2,029).

There were 2,535 master's degrees in Education awarded to women. This is 41% of the 6,243 total master's degrees awarded to women over the three-year period.

The next two popular doctoral degrees, after the first professional degrees in medicine (450) and law (200), were in Education (115) and Physical Science (77).

Apr 93 Table 9 - Male Percent Change - by CIP Area and Degree Level  
Sum of 3-Year Total Degrees Awarded from FY90 to FY92 and %Change of Degrees Awarded FY86 to FY88

Cip Code	Certificate FY90-92	%Change	Associate FY90-92	%Change	Bachelor FY90-92	%Change	Master FY90-92	%Change	Prof/Doc FY90-92	%Change
01 AGRIBUSINESS / AGRICULTURE	181	62%	103	-16%	123	-23%	27	59%	9	50%
02 AGRICULTURAL SCIENCES	1	0%	14	27%	151	-44%	72	-19%	44	5%
03 NATURAL RESOURCES	0	0%	0	100%	281	18%	81	35%	31	41%
04 ARCHITECTURE AND DESIGN	0	0%	0	0%	241	-6%	196	-5%	0	0%
05 AREA AND ETHNIC STUDIES	0	0%	0	0%	52	21%	0	0%	0	0%
08 MARKETING AND DISTRIBUTION	27	1,250%	34	31%	0	0%	0	0%	0	0%
09 COMMUNICATIONS	0	0%	0	0%	930	30%	79	44%	1	-86%
10 COMMUNICATIONS TECHNOLOGIES	11	175%	18	80%	0	0%	0	0%	0	0%
11 COMPUTER AND INFORMATION SCI	0	0%	0	-100%	670	4%	242	81%	26	160%
12 CONSUMER / PERSONAL SERVICES	5	-29%	0	0%	0	0%	0	0%	0	0%
13 EDUCATION	0	0%	0	0%	144	-24%	854	7%	102	-31%
14 ENGINEERING	0	0%	0	0%	2,883	-20%	1,228	85%	290	34%
15 ENGINEERING RELATED TECH.	458	62%	824	-29%	926	-11%	0	0%	0	0%
16 FOREIGN LANGUAGES	0	0%	0	0%	139	13%	39	129%	5	0%
19 HOME ECONOMICS	0	0%	0	0%	56	65%	16	280%	5	400%
20 HOME ECONOMICS - VOCATIONAL	5	-17%	20	43%	0	0%	0	0%	0	0%
22 LAW	30	43%	13	63%	0	0%	0	0%	232	-8%
23 LETTERS	0	0%	0	0%	709	58%	88	47%	8	300%
24 LIBERAL/GENERAL STUDIES	0	0%	2,167	28%	213	85%	8	167%	0	0%
25 LIBRARY SCIENCES	0	0%	0	0%	0	0%	2	-33%	0	0%
26 LIFE SCIENCES	0	0%	0	0%	876	-7%	135	88%	120	8%
27 MATHEMATICS	0	0%	0	0%	514	-21%	146	72%	40	21%
30 INTERDISCIPLINARY STUDIES	0	0%	0	0%	432	26%	55	-4%	9	-44%
31 PARKS AND RECREATION	8	700%	0	0%	852	23%	46	0%	1	-83%
36 LEISURE AND RECREATION	0	0%	0	0%	0	-100%	0	0%	0	0%
38 PHILOSOPHY AND RELIGION	0	0%	0	0%	145	63%	19	-27%	2	-67%
40 PHYSICAL SCIENCES	0	0%	0	0%	587	-24%	271	-5%	263	17%
41 SCIENCE TECHNOLOGIES	25	0%	0	0%	0	0%	0	0%	0	0%
42 PSYCHOLOGY	0	0%	0	0%	724	14%	130	53%	55	-24%
43 PROTECTIVE SERVICES	715	165%	355	0%	241	53%	21	62%	0	0%
44 PUBLIC AFFAIRS	0	0%	0	0%	100	33%	157	60%	15	25%
45 SOCIAL SCIENCES	0	0%	0	0%	3,292	41%	311	32%	98	2%
46 CONSTRUCTION TRADES	85	-50%	30	-54%	0	0%	0	0%	0	0%
47 MECHANICS AND REPAIRERS	383	-21%	342	-15%	0	0%	0	0%	0	0%
48 PRECISION PRODUCTION	284	4%	252	2%	0	0%	0	0%	0	0%
49 TRANSPORTATION	40	82%	161	313%	242	22%	0	0%	0	0%
50 VISUAL AND PERFORMING ARTS	3	-40%	57	-21%	598	31%	103	2%	33	-25%
51 HEALTH SCIENCES	781	414%	298	89%	330	22%	121	-3%	452	-8%
52 BUSINESS AND MANAGEMENT	147	79%	487	-18%	4,458	-4%	1,343	32%	20	-17%
99 TOTA	3,189	68%	5,175	3%	20,409	4%	5,770	22%	1,861	-0%

Apr 93

Table 10 - Female Percent Change - by CIP Area and Degree Level  
Sum of 3-Year Total Degrees Awarded from FY90 to FY92 and %Change of Degrees Awarded FY86 to FY88

Cip Code	Certificate FY90-92	%Change	Associate FY90-92	%Change	Bachelor FY90-92	%Change	Master FY90-92	%Change	Prof/Doc FY90-92	%Change
01 AGRIBUSINESS / AGRICULTURE	168	354%	72	24%	47	-29%	11	120%	0	0%
02 AGRICULTURAL SCIENCES	1	0%	66	0%	228	23%	39	-5%	10	11%
03 NATURAL RESOURCES	0	0%	0	100%	172	41%	41	37%	1	0%
04 ARCHITECTURE AND DESIGN	0	0%	0	0%	113	-6%	107	-18%	0	0%
05 AREA AND ETHNIC STUDIES	0	0%	0	0%	100	28%	0	0%	0	0%
08 MARKETING AND DISTRIBUTION	171	850%	26	18%	0	9%	0	0%	0	0%
09 COMMUNICATIONS	0	0%	0	0%	1,740	36%	107	37%	0	-100%
10 COMMUNICATIONS TECHNOLOGIES	3	50%	9	13%	0	0%	0	0%	0	0%
11 COMPUTER AND INFORMATION SCI	0	100%	0	100%	232	33%	101	77%	7	133%
12 CONSUMER / PERSONAL SERVICES	71	-55%	0	0%	0	0%	0	0%	0	0%
13 EDUCATION	0	0%	0	-100%	918	-34%	2,535	23%	115	-20%
14 ENGINEERING	0	0%	0	9%	464	27%	224	27%	30	114%
15 ENGINEERING RELATED TECH.	67	-6%	146	-20%	62	-18%	0	0%	0	0%
16 FOREIGN LANGUAGES	0	0%	0	0%	369	17%	94	104%	14	40%
19 HOME ECONOMICS	0	0%	0	0%	777	9%	109	1%	6	0%
20 HOME ECONOMICS - VOCATIONAL	99	65%	188	24%	0	0%	0	0%	0	0%
22 LAW	254	83%	133	34%	0	0%	0	0%	200	-0%
23 LETTERS	0	0%	0	0%	1,272	65%	173	90%	12	9%
24 LIBERAL/GENERAL STUDIES	0	0%	2,816	49%	602	234%	20	122%	0	0%
25 LIBRARY SCIENCES	0	0%	0	0%	0	0%	28	-26%	0	0%
26 LIFE SCIENCES	0	0%	0	0%	1,093	25%	129	11%	54	-13%
27 MATHEMATICS	0	0%	0	0%	393	1%	62	35%	8	60%
30 INTERDISCIPLINARY STUDIES	0	0%	0	0%	478	11%	43	-9%	12	-37%
31 PARKS AND RECREATION	18	100%	0	0%	737	13%	73	7%	1	0%
36 LEISURE AND RECREATION	0	0%	0	-100%	0	0%	0	0%	0	0%
38 PHILOSOPHY AND RELIGION	0	0%	0	0%	66	5%	6	-33%	2	0%
40 PHYSICAL SCIENCES	0	0%	0	0%	235	-24%	79	15%	77	103%
41 SCIENCE TECHNOLOGIES	15	0%	0	0%	0	0%	0	0%	0	0%
42 PSYCHOLOGY	0	0%	0	0%	2,029	62%	317	84%	74	40%
43 PROTECTIVE SERVICES	123	242%	132	36%	162	100%	12	100%	0	0%
44 PUBLIC AFFAIRS	0	0%	0	0%	418	39%	163	12%	9	80%
45 SOCIAL SCIENCES	0	0%	0	0%	2,878	51%	192	12%	36	-29%
46 CONSTRUCTION TRADES	13	-13%	3	-57%	0	0%	0	0%	0	0%
47 MECHANICS AND REPAIRERS	17	-11%	14	8%	0	0%	0	0%	0	0%
48 PRECISION PRODUCTION	93	43%	105	-9%	0	0%	0	0%	0	0%
49 TRANSPORTATION	6	20%	20	300%	58	81%	0	0%	0	0%
50 VISUAL AND PERFORMING ARTS	7	-30%	152	-7%	1,097	15%	135	13%	38	217%
51 HEALTH SCIENCES	1,663	182%	1,733	35%	1,796	2%	632	10%	450	12%
52 BUSINESS AND MANAGEMENT	892	11%	1,577	5%	4,234	2%	811	26%	13	117%
99 TOTAL	3,681	81%	7,192	26%	22,760	17%	6,243	23%	1,169	10%

## DEGREES AWARDED BY RESIDENCY

In FY93, the Colorado legislature passed Senate Bill 136 (SB136) which sets a numerical percent for resident students in public institutions. This section is devoted to the degrees granted to Colorado residents.

The state total degrees awarded to resident students, in FY92, was 23,276 of 27,017 degrees awarded, or 86% (see Table 11). This is an increase over the FY86 awards of 18,480 of 22,966, or 84%. Although this is an increase, the interim years -- FY87 to FY91 -- had a consistent 87% resident rate.

The research universities had the lowest percentage of degrees granted to resident students. Most of the other colleges had resident awards over 90%.

Multiple degrees may be awarded to one student. Table 11 indicates the residency attached to the degree and includes all in-state degrees awarded. A recent data brief by CCHE analyzed the covelling patterns (out-of-state students establishing residency in Colorado). The study showed that after five years, 44.2% of starting out-of-state students earn a bachelor degree and 20.6% are also Colorado residents.

Jun 93

Table 11 - Total Degrees Granted to Residents by Institution  
Percent In-State

	In-		In-		In-		In-		In-		In-	
	Fy86	State	Fy87	State	Fy88	State	Fy89	State	Fy90	State	Fy91	State
<b>Research Universities</b>												
Colo School of Mines	509	80%	447	76%	353	72%	302	68%	328	71%	335	73%
Colo State Univ.	3,301	84%	3,375	86%	3,310	85%	3,266	85%	3,282	84%	3,285	82%
UC - Boulder	3,284	75%	3,484	76%	3,788	77%	3,700	75%	4,015	75%	4,043	75%
* Total Research U *	7,094	79%	7,306	80%	7,451	80%	7,268	78%	7,625	78%	7,633	76%
<b>Universities/Colleges</b>												
Adams State College	312	93%	365	93%	357	94%	446	92%	512	92%	378	91%
Fort Lewis College	417	84%	421	88%	429	87%	426	85%	447	87%	453	85%
Mesa State College	49	99%	561	98%	552	98%	599	96%	530	95%	586	95%
Metropolitan College	1,444	95%	1,534	96%	1,550	95%	1,784	97%	2,062	97%	1,881	96%
UC - Colo Springs	668	98%	612	97%	590	95%	668	98%	711	97%	754	98%
UC - Denver	1,351	95%	1,295	95%	1,442	94%	1,452	95%	1,605	95%	1,729	95%
Univ Northern Colo.	1,656	86%	1,574	85%	1,600	84%	1,707	87%	1,699	86%	1,732	88%
Univ Southern Colo.	617	89%	485	89%	441	88%	545	94%	458	89%	515	89%
Western State Coll.	384	89%	417	90%	405	91%	394	91%	337	89%	227	83%
* Total Univ & Coll *	7,343	92%	7,284	92%	7,366	91%	8,021	93%	8,361	93%	8,255	93%
<b>Community Colleges</b>												
Arapahoe CC	450	91%	463	89%	514	94%	549	94%	576	93%	642	94%
CC of Aurora	108	100%	104	97%	134	99%	150	99%	194	99%	223	97%
CC of Denver	441	88%	361	80%	420	93%	561	95%	538	96%	570	97%
Front Range CC	558	98%	595	98%	757	99%	789	99%	978	99%	895	99%
Lamar CC	61	86%	82	84%	64	91%	112	92%	87	86%	114	89%
Morgan CC	52	65%	93	65%	108	95%	136	97%	140	99%	149	100%
Otero JC	132	99%	162	96%	118	97%	131	96%	138	98%	178	99%
Pueblo CC	247	100%	338	99%	307	100%	337	99%	303	100%	353	100%
Pikes Peak CC	-	-	471	79%	572	75%	564	74%	514	72%	514	72%
Red Rocks CC	350	96%	326	96%	311	94%	362	94%	330	98%	435	95%
Trinidad State JC	190	73%	172	76%	207	81%	193	85%	256	93%	241	90%
* Total Com Coll *	2,589	72%	3,167	89%	3,512	91%	3,826	92%	4,074	93%	4,316	93%
<b>Health Sciences Center</b>												
UC - Health Sci Ctr.	470	97%	463	96%	468	98%	409	94%	464	97%	469	95%
<b>Local District</b>												
Aims CC	504	97%	465	98%	570	98%	654	97%	626	96%	703	99%
Colo Mountain Coll.	175	85%	194	88%	176	82%	217	92%	368	89%	298	87%
Co Northwestern CC	-	-	95	90%	87	87%	101	90%	91	91%	101	90%
Northeastern JC	305	94%	322	95%	304	95%	271	96%	251	100%	229	100%
* Total Loc Dist *	984	94%	1,076	94%	1,137	94%	1,243	95%	1,336	94%	1,331	95%
** STATE TOTAL **	18,480	84%	19,276	87%	19,934	87%	20,767	87%	21,860	87%	22,094	87%
												23,276
												86%

Notes: - Pikes Peak Community College was unable to report detailed data in FY86.  
 -- Colorado Northwestern Community College was unable to report degrees in FY86.  
 \* Front Range Community College includes Larimer County Area Vocational School beginning in FY90.

## DEFINITIONS BY DEGREE LEVEL

**CERTIFICATES:** Requires the completion of a program that would be completed in 30 to 120 credit hours. Includes 1, 2, and 4-year certificate programs, as well as Post-Bachelor's and Post-Master's certificates (SURDS degree level code 01, 02, 03, 04, or 05).

**ACADEMIC ASSOCIATE:** Normally requires at least 2, but less than 4 years of full-time equivalent college work in an academic field of study (SURDS degree level code 11, 12 or 13).

**VOCATIONAL ASSOCIATE:** Normally requires at least 2, but less than 4 years of full-time equivalent college work whose expressed intent is to impart work-related knowledge and skills (SURDS degree level code 11, 12 or 13).

**BACHELOR:** Normally requires at least 4 but not more than 5 years of full-time equivalent college-level work. Includes all bachelor's degrees conferred in a Cooperative or Work-Study Plan or Program. Also includes bachelor's degrees in which the normal 4 years code 21).

**MASTER'S:** Requires the successful completion of a program of study of at least the full-time equivalent of 1, but not more than 2 academic years of work beyond the bachelor's degree (SURDS degree level code 31).

**FIRST PROFESSIONAL:** Requires completion of a program that meets all three of the following: (1) Completion of the academic requirements to begin practice in the profession; (2) At least 2 years of college work prior to entrance to the program; and (3) A total of at least 6 academic years of college work to complete the degree program, including prior required college work, plus the length of the professional program itself. The following fields are recognized as awarding first-professional degrees in Colorado (SURDS degree level code 41):

Dentistry (D.D.S. or D.M.D.)  
 Medicine (M.D.)  
 Veterinary Medicine (D.V.M.)  
 Law (L.L.B. or J.D.)  
 Nursing (N.D.)

**DOCTORAL:** Requires work at the graduate level that terminates in a Doctor's degree. The doctor's degree classification includes such degrees as Doctor of Education, Doctor of Juridical Science, Doctor of Public Health, and the Ph.D. degree in any field (SURDS degree level code 51).



## DEFINITIONS BY RACE/ETHNICITY

The ethnic categories used throughout this report are those defined by the SURDS DATA DICTIONARY and are consistent with the United States Civil Rights definitions. These definitions are as follows:

**UNKNOWN:** A person having unknown origins and undeclared or missing information.

**NON-RESIDENT ALIEN:** A person who is not a citizen or national of the United States and who is in this country on a temporary basis and does not have the right to remain indefinitely. Resident aliens, who are not citizens or nationals of the United States and who have been lawfully admitted for permanent residence (and who hold alien registration receipt cards -- Form I-551/155), are to be reported in the appropriate racial/ethnic categories along with United States citizens.

**BLACK, NON-HISPANIC:** A person having origins in any of the black racial groups of Africa (except those of Hispanic origin).

**NATIVE AMERICAN OR ALASKAN NATIVE:** A person having origins in any of the original peoples of North America, and who maintains cultural identification thorough tribal affiliation or community recognition.

**ASIAN OR PACIFIC ISLANDER:** A person having origins in any of the original peoples of the Far East, Southeast Asia, the Indian Subcontinent, or the Pacific Islands. This area includes, for example, China, Japan, Korea, the Philippine Islands, and Samoa.

**HISPANIC:** A person of Mexican, Puerto Rican, Cuban, Central or South American, or other Spanish culture or origin, regardless of race.

**WHITE, NON-HISPANIC:** A person having origins in any of the original peoples of Europe, North Africa, or the Middle East (except those of Hispanic origin).

## SOURCES OF DATA:

Data on degrees conferred was gathered from two data collection survey mechanisms submitted by the institutions:

- 1) Prior to fiscal year 1986, the Higher Education General Information Survey (HEGIS), and
- 2) the Student Unit-Record Data System (SURDS).

The degrees reported represent the total number of degrees conferred, not the number of students receiving degrees. The two numbers may not be identical since a student may receive more than one academic award in the fiscal year.

## Appendix A<sup>1</sup>

Adams State College . . . . .	1
Aims Community College . . . . .	3
Arapahoe Community College . . . . .	5
Colorado Mountain College . . . . .	7
Colorado Northwestern Community College . . . . .	9
Colorado School of Mines . . . . .	10
Colorado State University . . . . .	12
Community College of Aurora . . . . .	17
Community College of Denver . . . . .	18
Fort Lewis College . . . . .	20
Front Range Community College . . . . .	21
Lamar Community College . . . . .	23
Mesa State College . . . . .	24
Metropolitan State College of Denver . . . . .	26
Morgan Community College . . . . .	28
Northeastern Junior College . . . . .	29
Otero Junior College . . . . .	30
Pikes Peak Community College . . . . .	31
Pueblo Community College . . . . .	34
Red Rocks Community College . . . . .	36
Trinidad State Junior College . . . . .	38
University of Colorado - Boulder . . . . .	40
University of Colorado - Colorado Springs . . . . .	45
University of Colorado - Denver . . . . .	47
University of Colorado - Health Sciences Center . . . . .	50
University of Northern Colorado . . . . .	52
University of Southern Colorado . . . . .	56
Western State College . . . . .	58

---

<sup>1</sup> Programs are listed in Classification of Instructional Programs (CIP code) order. See Appendix B for general area categories and Appendix C for an alphabetical crosswalk by program name to CIP code. Additionally, a blank versus a zero in the fiscal year column reflects program start and discontinuance, as closely as possible. If a program was not yet approved or was discontinued during a previous year, then the column will be blank. A zero in a column means that a valid program awarded no degrees that fiscal year.

Adams State College

Cip Code	Degree Title	Program Name	Fy83	Fy84	Fy85	Fy86	Fy87	Fy88	Fy89	Fy90	Fy91	Fy92
52.0401	C	SECRETARIAL STUDIES.....				1	2					
		Subtotal Degree Level - Certificate				1	2					
20.0299	AA	CHILD CARE & GUIDANCE, OTHER.....	1									
24.0101	AA	LIBERAL ARTS - A.A.....	3	2	2	3	3	6	9	12	13	9
24.0199	AS	LIBERAL ARTS - A.S.....									2	7
52.0401	AA	SECRETARIAL ADMINISTRATION.....	2	2	3	4	1	0				
		Subtotal Degree Level - AA/AS	6	4	5	7	4	6	9	12	15	16
05.0203	BA	HISPANIC - SOUTHWESTERN STUDIES.....		1								
09.0401	BA	JOURNALISM.....				2	5					
13.1006	BA	SPECIAL EDUCATION E.M.H.....	15	6	9	4	6	7	6	5	1	0
13.1012	BA	SPEECH CORRECTION.....	3	1	0							
13.1202	BA	ELEMENTARY EDUCATION.....	31	18	21	31	29	35	31	0	0	0
13.1303	BA	BUSINESS EDUCATION.....	6	5	1	3	4	5	2	0	0	0
13.1316	BA/BS	SCIENCE EDUCATION.....		1		1	1					
15.0603	BA/BS	INDUSTRIAL TECHNOLOGY.....	7	5	11	6	3	10	4	7	0	5
15.060302	BA	INDUSTRIAL EDUCATION.....	3	0	0	0	0	0	1	0	0	0
16.0905	BA	SPANISH.....	3	2	1	2	0	2	2	0	0	4
23.0101	BA	ENGLISH.....	7	11	4	2	5	10	12	24	11	16
24.0103	BA	SELECTED STUDIES.....	1	2	5	3	2	9	17	59	57	53
26.0101	BA/BS	BIOLOGY.....	10	8	12	10	13	12	8	18	11	21
26.0699	BA/BS	ENVIRONMENTAL SCIENCE.....	1	4	0	2						
27.0101	BA/BS	MATHEMATICS.....	2	3	5	3	5	9	10	10	11	10
31.0505	BA	EXERCISE PHYSIOLOGY & LEISURE SCIENCE.....	16	20	11	5	20	12	25	19	12	20
36.0101	BA	RECREATION.....	4	0	0	1	3	4	4	4	4	8
40.0501	BA/BS	CHEMISTRY.....	6	3	2	3	5	4	10	4	4	8
40.0601	BA/BS	GEOLOGY.....	7	9	1	3	3	1	5	1	3	0
40.0703	BA/BS	EARTH SCIENCE.....				1						
40.0801	BA	PHYSICS.....										2
42.0101	BA	PSYCHOLOGY.....	25	21	13	19	20	13	23	20	24	25
45.0201	BA	ANTHROPOLOGY.....	1									
45.0601	BA	ECONOMICS.....			1							
45.1101	BA	SOCIOLOGY.....	7	6	5	2	4	4	4	9	11	1
45.9999	BA	HISTORY & GOVERNMENT.....	12	10	12	15	11	13	18	17	14	14
50.0501	BA	SPEECH - THEATRE.....	2	1	1	2	0	3	3	4	0	3
50.0701	BA	ART.....	8	8	10	4	3	6	5	5	3	3
50.0901	BA	MUSIC.....	10	6	1	5	1	2	5	4	2	3

Adams State College

Cip Code	Degree Title	Program Name	Fy83	Fy84	Fy85	Fy86	Fy87	Fy88	Fy89	Fy90	Fy91	Fy92
51.1005	BS	MEDICAL TECHNOLOGY.....			3	1		1				1
52.0201	BA/BS	BUSINESS ADMINISTRATION.....	43	50	37	82	72	70	90	82	86	80
52.0204	BA	OFFICE MANAGEMENT.....	5	4	6	1	2	1	2	0		
52.0301	BA	ACCOUNTING.....			18	2						
52.1401	BA	MARKETING.....	5	7	17	2						
Subtotal Degree Level - Bachelor			237	212	207	217	218	233	283	288	252	272
13.1005	MA	SPECIAL EDUCATION - MODERATE NEEDS I.....	24	24	22	16	22	7	35	29	19	14
13.1012	MA	SPEECH CORRECTION.....	6	6	1							
13.1202	MA	ELEMENTARY EDUCATION.....	37	18	18	52	58	49	59	57	25	49
13.1205	MA	SECONDARY EDUCATION.....	17	19	33	18	46	32	34	71	16	33
13.1314	MA	HEALTH, PHYSICAL EDUCATION & RECREATION...	10	11	10	6	6	13	17	16	7	9
23.0101	MA	ENGLISH.....	1	0	1	1	1	1	0	0	0	
42.0601	MA	GUIDANCE & COUNSELING.....	26	12	33	12	33	35	43	83	80	30
45.9999	MA	HISTORY & GOVERNMENT.....	0	0	0	0	0	0	0	0	1	
50.0701	MA	ART.....	3	3	2	5	2	2	3	0	2	1
Subtotal Degree Level - Master			124	93	119	111	168	139	191	256	150	136
** Total Degrees at ASC			367	309	331	336	392	378	483	556	417	424

Aims Community College

Cip Code	Degree Title	Program Name	Fy83	Fy84	Fy85	Fy86	Fy87	Fy88	Fy89	Fy90	Fy91	Fy92
01.0104	C	FARM & RANCH BUSINESS MANAGEMENT.....							1		39	
15.0101	C	ARCHITECTURAL TECHNOLOGY.....	2	5	7							
15.0303	C	ELECTRONICS TECHNOLOGY.....	0	0	0	0	0	1	0	0	0	
15.0501	C1	VENTILATING & AIR CONDITIONING - AVS.....		1								
20.0203	C	EARLY CHILDHOOD EDUCATION.....	4	7	5	5	3	3	0	2	1	12
43.0107	C	BASIC PEACE OFFICER TRAINING.....						1	60	41	40	25
43.0203	C	FIRE SERVICE TRAINING ACADEMY.....						25		9	13	14
43.020302	C	VOLUNTEER FIREFIGHTER TRAINING.....								1		
46.9999	C	BUILDING CONSTRUCTION.....	6	4	4	1	3	0	2	2	0	0
47.0603	C	AUTOMOTIVE COLLISION REPAIR TECHNOLOGY.....	8	6	13	19	8	14	6	2	1	4
47.0604	C	AUTOMOTIVE MECHANICS TECHNOLOGY.....	5	3	5	8	2	3	1	2	3	0
48.0101	C	DRAFTING TECHNOLOGY.....						2	4	4	8	6
48.0201	C	GRAPHIC TECHNOLOGY.....	1	2	2	1	6	0	3	5	1	0
48.0508	C	WELDING TECHNOLOGY.....	5	3	4	12	2	7	0	6	0	1
49.0102	C	AVIATION TECHNOLOGY.....					1					
51.0904	C	EMERGENCY MEDICAL TECHNICIAN.....				1	0	45	111	85	167	164
51.0908	C	INHALATION THERAPY TECHNOLOGY.....		10	10							
51.0999	C	BIOFEEDBACK THERAPY.....	0	0		4	5	3	4	0		
51.1614	C	NURSE AIDE.....										
51.2601	C	GERIATRIC AIDE.....	7		5							25
52.0302	C	CLERK-BOOKKEEPER.....	9	17	19	23	21	31	21	18	12	10
52.0401	C	OFFICE OCCUPATIONS.....										
		Subtotal Degree Level - Certificate	47	57	75	74	51	135	213	177	285	261
01.0501	AAS	AGRICULTURAL TECHNOLOGY.....	2	1	2	2	1	1	1	0	0	0
15.0303	AAS	ELECTRONICS TECHNOLOGY.....	44	41	64	27	27	25	15	20	23	25
15.9999	AAS	ENGINEERING TECHNOLOGY.....			4	17	10	19	11	15	18	15
20.0203	AAS	EARLY CHILDHOOD EDUCATION.....	8	9	4	6	4	6	4	14	9	7
43.0103	AAS	CRIMINAL JUSTICE.....	4	7	13	20	10	12	10	13	15	16
43.0201	AAS	FIRE SERVICE TECHNOLOGY.....	2	8	17	16	8	5	8	9	8	3
46.9999	AAS	BUILDING CONSTRUCTION.....	2	4	3	5	7	5	3	2	0	0
47.0603	AAS	AUTOMOTIVE COLLISION REPAIR TECHNOLOGY.....	3	3	3	6	6	4	7	5	5	2
47.0604	AAS	AUTOMOTIVE MECHANICS TECHNOLOGY.....	11	12	10	11	8	2	7	5	5	5
48.0201	AAS	GRAPHIC TECHNOLOGY.....	14	6	6	7	11	18	11	16	14	16
48.0508	AAS	WELDING TECHNOLOGY.....	12	3	4	10	3	2	6	8	4	2
49.0102	AAS	AVIATION TECHNOLOGY.....	5	4	2	6	8	3	53	83	27	22
51.0907	AAS	RADIOLOGIC TECHNOLOGY.....	9	1	12	12	8	11	15	16	17	13
52.0302	AAS	ACCOUNTING.....	14	37	33	42	36	41	28	17	21	19
52.0401	AAS	OFFICE OCCUPATIONS.....	15	12	23	29	40	33	33	38	28	35
52.0403	AAS	JUDICIAL-LEGAL SECRETARY.....	13	17	15	13	24	8	14	0	0	

Aims Community College

Cip Code	Degree Title	Program Name	Fy83	Fy84	Fy85	Fy86	Fy87	Fy88	Fy89	Fy90	Fy91	Fy92
52.1201	AAS	BUSINESS INFORMATION SYSTEMS.....	29	32	33	25	17	13	14	12	6	11
52.1401	AAS	MARKETING MANAGEMENT.....	33	37	39	66	66	58	43	41	46	34
		Subtotal Degree Level - AAS	220	234	287	320	294	266	283	314	246	225
24.0101	AA	LIBERAL ARTS - A.A.....	78	90	96	126	113	168	159	136	161	169
24.0102	AGS	GENERAL STUDIES.....						1	6	2	7	5
24.0199	AS	LIBERAL ARTS - A.S.....	9	15	22	0	18	9	13	22	13	19
		Subtotal Degree Level - AA/AS	87	105	118	126	131	178	178	160	181	193
**		Total Degrees at AIMS	354	396	480	520	476	579	674	651	712	679

Arapahoe Community College

Cip Code	Degree Title	Program Name	Fy83	Fy84	Fy85	Fy86	Fy87	Fy88	Fy89	Fy90	Fy91	Fy92
08.0102	C	FASHION MERCHANDISING.....	2	8	1	0	1	2	0	0	0	0
08.0401	C	FINANCIAL SERVICES.....			1							
08.0705	C	RETAIL MERCHANDISING.....	0	4	1	1	1	1				
08.0706	C	PROFESSIONAL SELLING.....	0	2	0	0	0	0	1			
08.1105	C	TRAVEL & TOURISM.....				14	14	12	9	36	28	36
15.0101	C	ARCHITECTURAL DESIGN.....			1	2	4	10	5	5	5	4
15.0501	C	AIR CONDITIONING & REFRIGERATION.....	3	3	7	4	1	3	1	12	12	10
15.0805	C	MECHANICAL DRAFTING & DESIGN TECHNOLOGY.....										
20.0401	C	RESTAURANT ARTS, FOOD MGMT, PROD. & SVC.....	11	11	4	4	13	27	19	30	24	21
22.0103	C	LEGAL ASSISTANT.....	2	23	47	0	0	0	0	1	0	0
43.0102	C	DETENTION OFFICER TRAINING.....				43	59	52	65	112	102	116
43.0103	C	ADMINISTRATION OF JUSTICE.....										62
43.0201	C	FIRE SERVICE TECHNOLOGY.....										1
46.0201	C	CARPENTRY.....	1									
47.0105	C	ELECTRONICS ASSEMBLY.....			8							
47.0106	C	REFRIGERATION & APPLIANCE SERVICE.....				1	0	2	21	18	4	6
47.0603	C	AUTO BODY REPAIR.....	6	5	9	0	0	3	1	0	0	2
47.0604	C	AUTOMOTIVE SERVICE.....	35	46	23	29	28	5	1	0	1	1
48.0503	C	MACHINE SHOP TECHNOLOGY-AVS.....								1	1	1
48.0508	C	COMBINATION WELDING.....	2	7	1	0	0	0	0	1	1	3
50.0402	C	COMMERCIAL ART.....			1	2	2	1	2	1	1	
50.0408	C	INTERIOR DESIGN.....	1									
51.0705	C	MEDICAL OFFICE ASSISTING.....							10	2	6	7
51.0904	C	EMERGENCY MEDICAL TECHNOLOGY.....	106	103	86	1	0	1	0	0	0	1
52.0201	C	BUSINESS MANAGEMENT.....	4	1	2	0	0	0	0	0	0	0
52.0299	C	MANAGEMENT.....					1		1	1	3	4
52.0302	C	ACCOUNTING.....	2	0	0	4	2	5	0	0	0	0
52.0401	C	OFFICE TECHNOLOGIES.....		11	3	3	2	4	12	5	7	5
52.0407	C	WORD PROCESSING.....	1	1								
52.1201	C	COMPUTER INFORMATION SYSTEMS.....	13	7	11	5	7	4	4	2	5	7
52.1401	C	MARKETING.....							1		1	3
Subtotal Degree Level - Certificate			189	232	206	113	136	132	179	214	202	292
01.0605	AAS	LANDSCAPE ARCHITECTURAL TECHNOLOGY.....					1			1	1	2
08.0102	AAS	FASHION MERCHANDISING.....	7	0	12	0	0	3				
08.0401	AAS	FINANCIAL SERVICES.....	4	4	2	0	5	4	1	0	0	0
15.0101	AAS	ARCHITECTURAL DESIGN.....	10	13	9	8	8	6	6	3	4	9
15.0303	AAS	ELECTRONICS TECHNOLOGY.....	20	31	7	25	15	17	14	19	24	24
15.0699	AAS	INDUSTRIAL TECHNOLOGY.....	1									
15.0805	AAS	MECHANICAL DRAFTING & DESIGN TECHNOLOGY.....	7	1	2	4	2	6	8	3	3	4

Arapahoe Community College

Cip Code	Degree Title	Program Name	Fy83	Fy84	Fy85	Fy86	Fy87	Fy88	Fy89	Fy90	Fy91	Fy92
22.0103	AAS	LEGAL ASSISTANT.....	8	15	25	18	17	37	22	35	29	37
43.0103	AAS	ADMINISTRATION OF JUSTICE.....	18	21	19	20	12	12	16	19	17	15
46.9999	AAS	CONSTRUCTION SUPERVISION.....									1	1
47.0604	AAS	AUTOMOTIVE SERVICE & TECHNOLOGY.....			15	15	14	17	13	15	10	10
50.0402	AAS	COMMERCIAL ART.....				1	3	3	9	8	13	6
50.0408	AAS	INTERIOR DESIGN.....	27	20	22	32	32	36	21	28	15	32
51.0705	AAS	MEDICAL OFFICE ASSISTING.....	9	8	6	11	0	2	6	2	2	5
51.0707	AAS	MEDICAL RECORDS TECHNOLOGY.....	8	0	5	8	28	12	9	14	26	19
51.0806	AAS	PHYSICAL THERAPIST ASSISTANT.....									15	20
51.0904	AAS	PARAMEDIC.....					1	1	2		1	2
51.1004	AAS	MEDICAL LABORATORY TECHNOLOGY.....	7	10	13	5	8	9	6	6	10	11
51.1601	AAS	NURSING.....	44	52	50	29	48	34	43	43	60	51
52.0201	AAS	BUSINESS ADMINISTRATION.....				1	4	9	6	9	15	20
52.0299	AAS	MANAGEMENT.....	29	21	31	23	18	8	14	11	14	8
52.0302	AAS	ACCOUNTING.....	15	19	14	14	15	14	11	18	6	12
52.0401	AAS	OFFICE TECHNOLOGIES.....	6	7	10	12	3	11	10	12	12	10
52.0803	AAS	BANKING & FINANCIAL SERVICES.....									1	1
52.1201	AAS	COMPUTER INFORMATION SYSTEMS.....	4	6	10	18	17	14	9	10	15	11
52.1401	AAS	MARKETING.....	2	5	5	5	5	0	9	3	11	10
		Subtotal Degree Level - AAS	226	233	257	249	256	255	235	259	305	320
24.0101	AA	LIBERAL ARTS - A.A.....	127	100	65	44	25	41	51	62	92	133
24.0102	AGS	GENERAL STUDIES.....	20	36	46	39	53	55	69	58	58	61
24.0199	AS	LIBERAL ARTS - A.S.....	16	27	41	47	50	63	51	29	27	28
		Subtotal Degree Level - AA/AS	163	163	152	130	128	159	171	149	177	222
		** Total Degrees at ACC	578	628	615	492	520	546	585	622	684	834



Colorado Mountain College

Cip Code	Degree Title	Program Name	Fy83	Fy84	Fy85	Fy86	Fy87	Fy88	Fy89	Fy90	Fy91	Fy92
01.0599	C	FARRIER (HORSESHOEING).....			3					8	3	
08.0708	C	MARKETING MANAGEMENT.....						0	2	3	4	2
08.0901	C	RESORT MANAGEMENT.....							5			
08.1105	C	TRAVEL & TOURISM.....										
15.0303	C	ELECTRICAL-ELECTRONICS TECHNOLOGY.....	19	9	9	0						
20.0203	C	EARLY CHILDHOOD EDUCATION.....	2	7	3	0						
31.0504	C	HEALTH FITNESS TECHNOLOGY.....					3	7	11	10	14	2
43.0107	C	COLORADO LAW ENFORCEMENT TRAINING ACADEMY.....					35	12	10	14		17
43.0201	C	FIRE SCIENCE TECHNOLOGY.....	1	19	0	28	4	17	10	14	4	0
46.9999	C	ENERGY EFFICIENT BUILDING TECHNOLOGY.....	24	6								
47.0302	C	HEAVY EQUIPMENT MECHANIC.....					1					
47.9999	C	SKI TOURING CENTER OPERATIONS.....										
48.0201	C	GRAPHIC COMMUNICATIONS.....	8	10	0	0						
48.0508	C	WELDING, COMBINATION & PIPE.....	12	10	4	1	1	0	0	0	0	0
50.0402	C	GRAPHIC DESIGN.....	1	1	1	5	0	0	2	0	1	1
50.0406	C	COMMERCIAL PHOTOGRAPHY.....		1			1					225
51.0904	C	EMERGENCY MEDICAL TECHNOLOGY.....								138	64	
51.1502	C	SPEC ED AND PARAPROFESSIONAL IN HUMAN SER.....	3	0	0	0		5	6	14	19	51
51.1614	C	NURSING ASSISTANT.....	0	0	0	0	0	0	0	0	2	0
51.1802	C	VISION CARE ASSISTANT.....	0	4	3	4	3	4	8	19	10	8
52.0302	C	ACCOUNTING.....	5	5	3	3	5	1	2	9	8	6
52.0401	C	OFFICE ADMINISTRATION.....										
52.0407	C	INFORMATION PROCESSING TECHNICIAN.....										
52.0408	C	CLERK-TYPIST.....	1	1	0	1		4		3	4	
52.0701	C	SMALL BUSINESS MANAGEMENT.....	0	0	0	0	0	2	0	0		
52.0903	C	SUPERVISION/MGMT OF SKI AREA OPERATIONS.....		5	5	7						1
52.1201	C	MICRO COMPUTER MANAGER.....								1		1
52.1501	C	REAL ESTATE.....										
Subtotal Degree Level - Certificate			76	78	31	49	53	52	56	234	133	318
01.0104	AAS	FARM AND RANCH MANAGEMENT.....	4	1								
02.0203	AAS	ANIMAL HEALTH TECHNOLOGIES.....	36	29	37	21	14	33	25	27	26	18
08.0708	AAS	MARKETING MANAGEMENT.....								4	3	12
08.0901	AAS	RESORT MANAGEMENT.....	9	23	16	9	15	12	14	9	13	19
15.0303	AAS	ELECTRICAL-ELECTRONICS TECHNOLOGY.....				13						
15.0507	AAS	ENVIRONMENTAL PROTECTION TECH.....	17	7	2	9	3	4	5	10	4	5
43.0103	AAS	CRIMINAL JUSTICE (CLETA).....		4	1	1	2	7	6	7	5	2
43.0201	AAS	FIRE SCIENCE TECHNOLOGY.....	9	7	2	1	7	2	2	1	6	4
50.0402	AAS	GRAPHIC DESIGN.....	9	7	7	5	7	3	7	2	2	2
50.0406	AAS	COMMERCIAL PHOTOGRAPHY.....	17	16	22	15	14	14	16	17	11	15

Colorado Mountain College

Cip Code	Degree Title	Program Name	Fy83	Fy84	Fy85	Fy86	Fy87	Fy88	Fy89	Fy90	Fy91	Fy92
52.0201	AAS	BUSINESS MANAGEMENT.....	14	9	18	12	2	9				
52.0302	AAS	ACCOUNTING.....	3	1	5	3	7	3	4	5	7	9
52.0401	AAS	OFFICE ADMINISTRATION.....	7	15	3	2	2	1	2	1	3	2
52.0903	AAS	SUPERVISION/MGMT OF SKI AREA OPERATIONS...	16	12	20	6	17	12	12	5	12	3
		Subtotal Degree Level - AAS	132	124	133	97	83	98	93	88	92	91
24.0101	AA	LIBERAL ARTS - A.A.....	101	71	72	53	77	56	66	70	87	90
24.0102	AGS	GENERAL STUDIES.....		29	13	2	2	6	9	6	9	12
24.0199	AS	LIBERAL ARTS - A.S.....			3	5	5	3	12	15	23	18
		Subtotal Degree Level - AA/AS	101	100	88	60	84	65	87	91	119	120
**		Total Degrees at CMC	309	302	252	206	220	215	236	413	344	529

Colorado Northwestern Community College

Cip Code	Degree Title	Program Name	Fy83	Fy84	Fy85	Fy86	Fy87	Fy88	Fy89	Fy90	Fy91	Fy92
01.0104	C	FARM & RANCH BUSINESS MANAGEMENT.....										6
43.0103	C	CRIMINAL JUSTICE.....										1
46.9999	C	CONSTRUCTION TECHNOLOGIES.....	1									
47.0608	C	AVIATION MAINTENANCE TECHNOLOGY.....	10	8			8	10	9	1	5	7
52.0204	C	OFFICE ADMINISTRATION.....					2	2	0	2	3	4
52.0401	C	OFFICE OCCUPATIONS.....	11	4	7	0	2	2	2	2	3	
		Subtotal Degree Level - Certificate	11	15	15	0	10	12	11	3	8	18
15.0404	AAS	INSTRUMENTATION TECHNOLOGY.....	5	11	2	0	10	4	1	2	1	0
15.0903	AAS	PETROLEUM TECHNOLOGY.....	25	18	10	0	6	3	0	1	0	0
43.0103	AAS	CRIMINAL JUSTICE.....					13	14	12	11	16	11
46.9999	AAS	CONSTRUCTION TECHNOLOGIES.....	6	6	0	0						
47.0608	AAS	AVIATION MAINTENANCE TECHNOLOGY.....	9	20	9	0	9	13	3	14	7	4
49.0102	AAS	AVIATION TECHNOLOGY.....	16	19	16	0	15	18	19	23	18	10
51.0602	AAS	DENTAL HYGIENE.....	4	8	4	0	10	1	10	17	20	20
52.0204	AAS	OFFICE ADMINISTRATION.....					1	1	2	2	5	5
52.0401	AAS	OFFICE ADMINISTRATION (HD PR).....	3	4	5	0	3	0	3	3	2	1
52.0701	AAS	SMALL BUSINESS ADMINISTRATION.....										
		Subtotal Degree Level - AAS	68	86	46	0	70	60	65	74	69	51
24.0101	AA	LIBERAL ARTS - A.A.....	9	17	14	0	13	12	24	16	28	29
24.0102	AGS	GENERAL STUDIES.....	3	1	1	0	1	1	2	0	1	1
24.0199	AS	LIBERAL ARTS - A.S.....	1	3	3	0	11	15	10	7	6	5
		Subtotal Degree Level - AA/AS	13	21	18	0	25	28	36	23	35	35
		** Total Degrees at CNCC	92	122	79	0	105	100	112	100	112	104



Colorado School of Mines

Cip Code	Degree Title	Program Name	Fy83	Fy84	Fy85	Fy86	Fy87	Fy88	Fy89	Fy90	Fy91	Fy92
14.0101	BS	ENGINEERING.....				55	53	86	94	102	91	107
14.0701	BS	CHEMICAL & PETROLEUM REFINING ENGINEERING.....	23	17	33	55	53	86	94	102	91	107
14.1201	BS	ENGINEERING PHYSICS.....	90	89	91	78	61	55	55	48	38	41
14.1501	BS	GEOLOGICAL ENGINEERING.....	14	8	13	22	21	16	16	6	20	15
14.150102	PE	GEOL ENGR/HYDROGEO/EXPLOR SCI/FENGR GEOL.....	51	72	46	50	39	31	21	12	11	14
14.1601	BS	GEOLOGICAL ENGINEERING.....				1	1	3	3	6	6	4
14.160102	PE	GEOLOGICAL ENGINEER/GEOPHYSICS.....	67	87	72	95	64	28	13	12	9	5
14.2001	BS	METALLURGICAL & MATERIALS ENGINEERING.....	33	36	28	31	31	21	25	32	23	14
14.200102	PE	METALLURGICAL & MATERIALS ENGINEERING.....	1	0	1	0	0	0	0	0	0	0
14.2101	BS	MINING ENGINEERING.....	77	58	43	25	24	9	9	10	16	9
14.2501	BS	PETROLEUM ENGINEERING.....	84	83	96	102	78	49	35	38	31	19
14.250102	PE	PETROLEUM ENGINEER.....				0	0	0	0	1	0	0
27.0101	BS	MATHEMATICS & COMPUTER SCIENCE.....	9	11	17	29	28	21	14	15	18	16
40.0501	BS	CHEMISTRY.....	7	8	7	16	6	10	5	4	10	5
Subtotal Degree Level - Bachelor			456	469	449	506	406	337	293	287	276	253
14.0701	MS	CHEMICAL & PETROLEUM REFINING ENGINEERING.....	11	15	11	16	12	14	13	8	6	5
14.1101	MS	APPLIED MECHANICS.....				0	0	0	0	4	4	5
14.110102	ME	APPLIED MECHANICS.....	0	0	0	0	0	0	0	1	0	1
14.140102	MS	ENVIRONMENTAL SCIENCE & ENGINEERING.....	2	1	0	2	2	0	0	0	0	0
14.1501	MS	GEOLOGICAL ENGINEERING.....	1	2	0	2	2	0	1	0	1	1
14.150102	ME	GEOLOGICAL ENGINEER/GEOLGY.....	5	0	1	6	7	8	5	3	8	3
14.1601	MS	GEOLOGICAL ENGINEERING.....	1	3	1	3	19	6	4	6	2	3
14.160102	ME	GEOLOGICAL ENGINEER/GEOPHYSICS.....	0	0	1	0	10	0	2	1	0	1
14.1801	MS	MATERIALS SCIENCE.....				0	0	0	0	1	9	6
14.2001	MS	METALLURGICAL & MATERIALS ENGINEERING.....	9	14	22	7	14	16	14	14	11	4
14.200102	ME	METALLURGICAL & MATERIALS ENGINEERING.....				1	1					
14.2101	MS	MINING ENGINEERING.....	8	5	2	5	5	4	3	3	5	7
14.210102	ME	ENGINEER OF MINES.....	2	0	4	0	2	0	3	0	0	1
14.2501	MS	PETROLEUM ENGINEERING.....	4	4	4	3	7	8	8	9	4	3
14.250102	ME	PETROLEUM ENGINEER.....	6	4	5	3	2	2	0	1	1	1
26.0603	MS	MINERAL RESOURCES ECOLOGY.....	0			2	2	2	0	1	6	25
26.060302	MS	ECOLOGICAL ENGINEERING.....	0			1	1	3	5	8	13	20
27.0101	MS	MATHEMATICS & COMPUTER SCIENCE.....	1	2	2	2	6	2	3	16	10	13
40.0501	MS	CHEMISTRY.....	2	2	1	4	3	1	2	4	1	0
40.0601	MS	GEOLOGY.....	17	25	1	15	0	16	11	7	11	18
40.0602	MS	GEOCHEMISTRY.....	7	2	2	0	5	4	4	2	3	3
40.0603	MS	GEOPHYSICS.....	16	17	24	18	0	13	9	5	11	6
40.0701	MS	METALLURGY.....	2	0	2	4	0	2	1	0	2	1
40.0801	MS	PHYSICS.....	1	3	4	4	3	1	1	9	4	2

Colorado School of Mines

Cip Code	Degree Title	Program Name	Fy83	Fy84	Fy85	Fy86	Fy87	Fy88	Fy89	Fy90	Fy91	Fy92
45.0602	MS	MINERAL ECONOMICS.....	18	19	19	12	32	23	15	32	37	20
Subtotal Degree Level - Master			113	120	119	108	149	123	110	134	149	149
14.0701	PH.D	CHEMICAL & PETROLEUM REFINING ENGINEERING.	2	0	0	2	3	2	3	1	3	4
14.1501	PH.D	GEOLOGICAL ENGINEERING.....	1	0	0	0	3	1	1	0	1	1
14.1601	PH.D	GEOPHYSICAL ENGINEERING.....		2	1		6	1	1	2	2	4
14.1801	PH.D	MATERIALS SCIENCE.....							1	2	1	
14.2001	PH.D	METALLURGICAL & MATERIALS ENGINEERING.....	1	2	3	0	7	3	5	7	0	1
14.2101	PH.D	MINING ENGINEERING.....			4	4	1	0	1	0	1	4
14.2501	PH.D	PETROLEUM ENGINEERING.....	2	0	2	1	1	4	1	1	3	2
27.0101	PH.D	MATHEMATICS & COMPUTER SCIENCE.....								2	1	1
40.0599	PH.D	APPLIED CHEMISTRY.....	1	1	1	1	7	1	1	1	1	3
40.0601	PH.D	GEOLOGY.....	4	1	2	3	0	7	7	6	4	4
40.0602	PH.D	GEOCHEMISTRY.....	4	1	2	0	1	3	0	4	5	5
40.0603	PH.D	GEOPHYSICS.....	3	3	4	4	0	5	6	3	3	2
40.0701	PH.D	METALLURGY.....	2	1	2	1	0	0	1	1	1	1
40.0899	PH.D	APPLIED PHYSICS.....							2	3		4
45.0602	PH.D	MINERAL ECONOMICS.....	6	5	3	4	3	5	14	5	8	4
Subtotal Degree Level - Doctoral			26	17	20	20	34	33	43	38	33	39
** Total Degrees at CSM			595	606	588	634	589	493	446	459	458	441



Colorado State University

Cip Code	Degree Title	Program Name	Fy03	Fy84	Fy85	Fy86	Fy87	Fy88	Fy89	Fy90	Fy91	Fy92
01.0102	BS	AGRICULTURAL BUSINESS.....	25	38	37	47	46	24	27	21	21	29
01.0103	BS	AGRICULTURAL ECONOMICS.....	1	7	7	3	5	6	3	2	5	10
01.0104	BS	FARM & RANCH MANAGEMENT.....	12	9	10	12	2	6	7	8	0	3
01.0605	BS	LANDSCAPE HORTICULTURE.....	31	34	18	21	32	22	22	32	13	26
02.0101	BS	BIO-AGRICULTURAL SCIENCE.....	6	4	3	3	2	3	6	0	5	8
02.010102	BS	GENERAL AGRICULTURE.....	21	15	22	29	20	11	9	8	6	4
02.0201	BS	ANIMAL SCIENCES.....	97	71	72	69	66	51	50	42	50	39
02.0209	BS	AVIAN SCIENCE.....	5	4	1							
02.0299	BS	EQUINE SCIENCE.....					16	27	31	43	59	33
02.0301	BS	FOOD SCIENCE & TECHNOLOGY.....	6	2	1	2	4	4	2	3	2	2
02.0402	BS	AGRONOMY.....	33	25	29	35	13	16	21	10	6	12
02.0403	BS	HORTICULTURE.....	20	17	8	11	10	8	11	6	6	4
02.0409	BS	RANGE ECOLOGY.....	20	14	10	16	3	4	1	0	3	3
02.040902	BS	RANGE & FOREST MANAGEMENT.....	11	6	12	0	7	3	2	5	3	4
02.999903	BS	AGRICULTURAL EDUCATION.....	12	15	7	0	21	3	7	4	2	7
03.0201	BS	NATURAL RESOURCES MANAGEMENT.....	29	23	24	30	13	15	10	0	30	20
03.0301	BS	FISHERY BIOLOGY.....	10	8	11	10	15	6	7	7	10	10
03.0501	BS	FOREST MANAGEMENT SCIENCE.....	43	38	22	24	5	0	0	0	0	0
03.0502	BS	FORESTRY.....	5	6	3	6	18	20	17	13	20	16
03.0509	BS	WOOD SCIENCE & TECHNOLOGY.....	9	14	4	3	4	6	1	4	4	1
03.0601	BS	WILDLIFE BIOLOGY.....	54	51	53	32	54	41	37	41	32	48
04.0601	BS	LANDSCAPE ARCHITECTURE.....	13	11	17	12	17	17	23	12	7	25
09.0401	BA	TECHNICAL JOURNALISM.....	98	118	78	84	73	83	86	103	88	108
09.0499	BA	AGRICULTURAL & NATURAL RESOURCE JOURNALISM.....	5	4	1	3	3	1	0	2	0	2
11.0101	BS	COMPUTER SCIENCE.....	65	66	93	119	98	79	87	89	76	44
13.1308	BS	VOCATIONAL HOME ECONOMICS EDUCATION.....	14	17	10	10	18	0	0	0	0	0
13.1399	BE	VOCATIONAL EDUCATION.....	22	18	15	23	6	11	5	3	4	3
14.0301	BS	AGRICULTURAL ENGINEERING.....	4	10	5	7	21	14	24	20	22	16
14.0701	BS	CHEMICAL ENGINEERING.....	23	20	32	24	45	72	55	70	58	61
14.0801	BS	CIVIL ENGINEERING.....	84	74	70	55	74	88	85	53	40	31
14.1001	BS	ELECTRICAL ENGINEERING.....	75	69	47	74	74	88	85	53	40	31
14.1301	BS	ENGINEERING SCIENCE.....	11	12	19	20	27	11	16	16	11	20
14.1901	BS	MECHANICAL ENGINEERING.....	88	81	90	97	73	70	63	89	53	77
15.0603	BS	INDUSTRIAL TECHNOLOGY.....	27	25	42	54	37	41	49	0	43	46
15.060302	BS	INDUSTRIAL SCIENCES & TECHNOLOGY.....					18	19	32	54	27	20
15.1001	BS	CONSTRUCTION MANAGEMENT.....	96	99	90	95	89	92	91	93	74	64
16.0501	BA	GERMAN.....	11	5	7	0	5	7	3	7	1	2
16.0901	BA	FRENCH.....	2	6	3	7	11	4	4	4	1	12
16.0905	BA	SPANISH.....	9	8	7	9	7	14	9	8	12	11
19.0101	BS	HOME ECONOMICS.....	3	6	1	2	11	8	7	6	12	6
19.0402	BS	CONSUMER SCIENCES.....	9	6	7	7	3	5	5	11	10	6
19.0501	BS	HUMAN NUTRITION & DIETETICS.....	56	42	50	55	37	44	27	33	41	0

Colorado State University

cip Code	Degree Title	Program Name	Fy83	Fy84	Fy85	Fy86	Fy87	Fy88	Fy89	Fy90	Fy91	Fy92
19.0503	BS	HUMAN NUTRITION & DIETETICS.....	93	75	61	71	81	133	107	125	138	41
19.0701	BS	HUMAN DEVELOPMENT & FAMILY STUDIES.....	59	53	62	74	95	69	69	53	67	165
19.0901	BS	APPAREL & MERCHANDISING.....	34	26	31	36	47	36	45	45	63	70
23.0101	BA	ENGLISH.....	38	34	46	44	54	52	64	60	59	62
23.1001	BA	SPEECH COMMUNICATION.....	16	17	15	14	23	29	29	30	41	45
24.0103	BA	ARTS & HUMANITIES.....	46	72	77	74	62	66	103	87	85	141
26.0101	BS	BIOLOGICAL SCIENCE.....	5	10	4	1	6	19	11	22	15	17
26.0202	BS	BIOCHEMISTRY.....	6	4	4	3	6	3	2	2	2	2
26.0301	BS	BOTANY.....	6	4	2	3	3	0	0	0	0	0
26.0305	BS	PLANT PATHOLOGY & WEED SCIENCE.....	57	67	51	51	55	41	43	118	63	56
26.0501	BS	MICROBIOLOGY.....	27	30	27	38	36	30	23	27	16	15
26.0701	BS	ZOOLOGY.....	10	5	3	4	2	11	1	0	0	0
26.0702	BS	ENTOMOLOGY.....	18	26	43	60	49	74	54	39	52	42
27.0101	BS	MATHEMATICS.....	5	2	1	2	2	1	0	6	1	2
27.0501	BS	STATISTICS.....	44	35	32	38	33	21	29	18	36	44
31.0301	BS	RECREATION RESOURCES MANAGEMENT.....	64	41	47	52	54	61	50	65	101	120
31.0505	BS	EXERCISE & SPORT SCIENCE.....	8	9	7	7	8	6	5	8	11	5
38.0101	BA	PHILOSOPHY.....	7	4	6	12	7	3	4	9	6	12
40.0101	BS	PHYSICAL SCIENCE.....	17	28	12	26	23	22	26	12	15	15
40.0501	BS	CHEMISTRY.....	38	66	50	60	29	16	17	9	8	6
40.060102	BS	GEOLOGY.....	20	17	24	0	15	9	5	16	5	4
40.070302	BS	WATERSHED SCIENCES.....	19	20	19	13	14	12	14	10	9	9
40.0801	BS	PHYSICS.....	66	83	105	101	76	111	105	127	149	138
42.0101	BS	PSYCHOLOGY.....	83	60	57	46	58	49	36	50	47	58
44.0701	BA	SOCIAL WORK.....	43	47	44	45	56	71	27	94	125	141
45.0101	BA	SOCIAL SCIENCES.....	24	9	9	11	10	20	11	18	12	18
45.0201	BA	ANTHROPOLOGY.....	36	44	63	78	73	78	45	66	61	69
45.0601	BA	ECONOMICS.....	34	26	44	49	33	45	36	55	42	58
45.0801	BA	HISTORY.....	48	44	61	61	69	66	68	71	86	76
45.1001	BA	POLITICAL SCIENCE.....	17	15	8	16	9	27	27	36	32	33
45.1101	BA	SOCIOLOGY.....	32	51	47	40	38	41	36	44	33	48
50.0408	BS	INTERIOR DESIGN.....	80	93	91	99	116	90	99	84	80	11
50.0501	BA	PERFORMING ARTS: THEATRE & DANCE.....										
50.0791	BA/BFA	ART.....										
50.0901	BA	MUSIC.....										
50.090102	BM	MUSIC.....	16	17	8	8	11	7	7	5	16	2
50.0903	BM	MUSIC.....	32	21	11	10	9	6	4	11	4	15
51.0201	BS	COMMUNICATION DISORDERS.....	18	13	14	16	20	22	14	20	26	38
51.1005	BS	MEDICAL TECHNOLOGY & MICROBIOLOGY.....	16	11	16	8	9	7	16	23	15	22
51.2202	BS	ENVIRONMENTAL HEALTH.....	17	9	7	10	6	6	7	5	0	0
51.2305	BA	MUSIC THERAPY.....	61	67	53	72	134	88	67	57	68	72
51.2306	BS	OCCUPATIONAL THERAPY.....										



Colorado State University

Cip Code	Degree Title	Program Name	Fy83	Fy84	Fy85	Fy86	Fy87	Fy88	Fy89	Fy90	Fy91	Fy92
51.2501	BS	VETERINARY SCIENCE.....	41	36	38	31	36	7	0	0		
52.0201	BS	BUSINESS ADMINISTRATION.....	519	476	479	437	433	415	497	474	498	525
52.0902	BS	RESTAURANT MANAGEMENT.....					9	9	5	8	9	11
Subtotal Degree Level - Bachelor			2779	2862	2840	2964	2960	2835	2814	2931	2949	3178
01.0103	MS	AGRICULTURAL & RESOURCE ECONOMICS.....	9	6	11	7	7	8	5	12	15	11
02.0101	M.AGR	AGRICULTURAL SCIENCES.....	6	10	3	8	12	12	4	4	4	4
02.0201	MS	ANIMAL SCIENCES.....	8	8	8	9	9	13	10	6	14	7
02.0402	MS	AGRONOMY.....	13	13	15	10	6	10	11	6	13	9
02.0403	MS	HORTICULTURE.....	6	8	5	1	6	5	2	4	6	5
02.0409	MS	RANGE SCIENCE.....	16	10	9	11	6	13	6	9	16	4
03.0301	MS	FISHERY & WILDLIFE BIOLOGY.....	14	19	14	17	11	18	12	20	9	16
03.0502	MS/MF	FOREST & WOOD SCIENCES.....	16	21	23	20	17	17	16	10	9	18
09.0501	MS	TECHNICAL COMMUNICATION.....								2	5	7
11.0101	MS	COMPUTER SCIENCE.....	23	20	19	24	16	14	17	21	12	19
13.0101	M.ED	EDUCATION.....	62	72	77	87	98	102	98	0	10	17
13.0406	MS	STUDENT AFFAIRS IN HIGHER EDUCATION.....										
13.1309	MS	INDUSTRIAL SCIENCES.....	28	36	25	11	29	18	23	16	17	19
13.1399	M.ED	VOCATIONAL EDUCATION.....	31	21	24	26	34	18	38	120	78	50
14.0301	MS	AGRICULTURAL ENGINEERING.....	10	6	8	7	8	6	5	12	8	9
14.0701	MS	CHEMICAL ENGINEERING.....	4	10	7	11	6	13	12	7	8	6
14.0801	MS	CIVIL ENGINEERING.....	56	70	38	70	42	46	53	48	59	46
14.1001	MS	ELECTRICAL ENGINEERING.....	14	20	13	12	19	9	22	10	8	18
14.1901	MS	MECHANICAL ENGINEERING.....	21	14	8	16	11	20	18	10	26	15
16.0101	MA	FOREIGN LANGUAGES & LITERATURES.....	2	0	6	2	1	0	3	6	4	5
19.0101	M.H.EC	HOME ECONOMICS.....	2	0	0	1	1	1	2	1	0	1
19.0402	MA/MS	DESIGN, MERCHANDISING, & CONSUMER SCIENCES.....	7	5	1	1	2	1	2	5	8	6
19.0501	MS	FOOD SCIENCE & NUTRITION.....	14	16	11	13	7	16	14	16	12	18
19.0701	MS	HUMAN DEVELOPMENT & FAMILY STUDIES.....	8	7	10	7	11	5	10	13	8	13
19.0901	MA/MS	TEXTILES AND CLOTHING.....	1	6	2	3	1	10	0	0	0	0
23.0101	MA/MAT	ENGLISH.....	23	21	22	20	25	9	24	16	17	21
23.0501	MFA	CREATIVE WRITING.....							3	5	5	4
23.1001	MA	SPEECH COMMUNICATION.....	9	7	4	6	3	4	2	4	1	11
26.0202	MS	BIOCHEMISTRY.....	1	1	3	2	2	0	2	3	0	2
26.0301	MS	BOTANY.....	7	13	5	3	2	4	4	3	1	2
26.0305	MS	PLANT PATHOLOGY.....							3	7	1	5
26.0501	MS	MICROBIOLOGY.....	7	8	7	6	5	7	3	4	3	6
26.0601	MS	ANATOMY.....	4	3	2	1	3	4	2	1	3	0
26.0611	MS	RADIOLOGY & RADIATION BIOLOGY.....	12	10	6	11	3	7	4	8	6	10
26.0701	MS	ZOOLOGY.....	13	10	4	4	2	5	6	2	7	9



Colorado State University

Cip Code	Degree Title	Program Name	Fy83	Fy84	Fy85	Fy86	Fy87	Fy88	Fy89	Fy90	Fy91	Fy92
26.0702	MS	ENTOMOLOGY.....				1	1	4	6	1	3	3
26.0704	MS	PATHOLOGY.....	8	2	1	2	2	0	2	1	0	0
26.0706	MS	PHYSIOLOGY.....	9	8	6	8	2	8	5	2	7	6
27.0101	MS/MAT	MATHEMATICS.....	12	9	4	9	13	13	14	14	21	12
27.0501	MS	STATISTICS.....	6	8	1	2	6	3	4	5	3	10
31.0505	MS	EXERCISE & SPORT SCIENCE.....	15	16	16	14	14	11	13	8	9	16
31.9999	MS	RECREATION RESOURCES.....	10	7	9	11	4	6	5	5	5	6
38.0101	MA	PHILOSOPHY.....	3	3	1	2	5	4	4	1	1	1
40.0401	MS	ATMOSPHERIC SCIENCE.....	18	12	16	15	10	10	13	17	13	12
40.0501	MS	CHEMISTRY.....	2	0	3	2	0	3	4	1	2	1
40.060102	MS	GEOLOGY.....	16	8	18	0	16	10	15	24	10	10
40.0703	MS	EARTH RESOURCES.....	12	9	15	20	10	7	8	0	5	5
40.0801	MS	PHYSICS.....	8	2	5	1	4	7	3	10	3	7
42.0101	MS	PSYCHOLOGY.....	10	11	11	11	11	18	8	9	12	15
44.0701	MSH	SOCIAL WORK.....					18	21	26	19	23	26
45.0201	MA	ANTHROPOLOGY.....	2	1	2	3	3	5	8	5	4	4
45.0601	MA	ECONOMICS.....	8	5	8	9	7	8	9	6	8	7
45.0801	MA	HISTORY.....	6	10	10	9	8	6	4	7	11	10
45.1001	MA	POLITICAL SCIENCE.....	3	5	6	6	2	3	5	4	1	5
45.1101	MA	SOCIOLOGY.....	3	0	1	3	3	7	3	2	2	3
50.0701	MFA	ART.....	3	5	4	7	3	1	10	2	7	6
50.0901	MM	MUSIC.....	6	11	10	5	12	3	6	2	3	6
51.0201	MS	COMMUNICATION DISORDERS.....	22	19	20	14	23	16	14	17	20	29
51.2202	MS	ENVIRONMENTAL HEALTH.....	7	7	7	5	4	8	12	11	11	15
51.2306	MS	OCCUPATIONAL THERAPY.....			4	8	2	7	14	13	10	16
51.2501	MS	CLINICAL SCIENCES.....	9	7	4	5	8	14	3	10	2	5
52.0201	MS/MBA	BUSINESS ADMINISTRATION.....	95	88	95	98	82	99	98	85	118	150
Subtotal Degree Level - Master			740	724	667	697	678	717	752	692	707	779
51.2401	DVM	VETERINARY MEDICINE.....	135	136	133	131	133	134	122	124	123	127
Subtotal Degree Level - First Prof			135	136	133	131	133	134	122	124	123	127
01.0103	PH.D	AGRICULTURAL & RESOURCE ECONOMICS.....		5	4	3	1	2	3	4	4	1
02.0201	PH.D	ANIMAL SCIENCES.....	4	6	5	6	0	4	4	4	4	4
02.0402	PH.D	AGRONOMY.....	8	7	5	8	3	5	5	10	6	7
02.0403	PH.D	HORTICULTURE.....		3	1	1		2	2	3	3	2
02.0409	PH.D	RANGE SCIENCE.....	4	6	9	6	8	8	6	3	1	7
03.0301	PH.D	FISHERY & WILDLIFE BIOLOGY.....	4	9	1	3	4	3	5	4	6	6



Colorado State University

Cip Code	Degree Title	Program Name	Fy83	Fy84	Fy85	Fy86	Fy87	Fy88	Fy89	Fy90	Fy91	Fy92
03.0502	PH.D	FOREST & WOOD SCIENCES.....										
11.0101	PH.D	COMPUTER SCIENCE.....	9	4	3	5	4	4	4	5	7	5
13.1399	PH.D	VOCATIONAL EDUCATION.....										
14.0301	PH.D	AGRICULTURAL ENGINEERING.....	12	12	12	7	22	28	17	10	21	25
14.0701	PH.D	CHEMICAL ENGINEERING.....	4	5	6	1	5	9	7	5	7	3
14.0801	PH.D	CIVIL ENGINEERING.....										
14.1001	PH.D	ELECTRICAL ENGINEERING.....	13	20	20	18	16	24	19	25	23	19
14.1901	PH.D	MECHANICAL ENGINEERING.....	7	5	4	7	4	5	6	8	5	11
19.0501	PH.D	FOOD SCIENCE & NUTRITION.....	2	2	3	6	8	3	4	4	6	6
26.0202	PH.D	BIOCHEMISTRY.....	5	1	2	4	5	2	4	3	2	6
26.0301	PH.D	BOTANY.....	1	4	4	5	3	4	2	0	2	4
26.0305	PH.D	PLANT PATHOLOGY.....										
26.0501	PH.D	MICROBIOLOGY.....	6	5	3	5	10	6	2	4	9	4
26.0601	PH.D	ANATOMY.....	1	1	1	0	2	2	2	0	1	0
26.0611	PH.D	RADIOLOGY & RADIATION BIOLOGY.....	4	2	4	1	7	2	3	4	2	7
26.0701	PH.D	ZOOLOGY.....	7	7	5	4	2	8	1	7	8	1
26.0702	PH.D	ENTOMOLOGY.....										
26.0704	PH.D	PATHOLOGY.....	4	1	7	5	6	4	6	1	6	5
26.0706	PH.D	PHYSIOLOGY.....	4	3	4	4	1	6	3	4	3	5
27.0101	PH.D	MATHEMATICS.....	4	3	4	0	2	5	7	1	1	5
27.0501	PH.D	STATISTICS.....	2	5	2	3	7	6	5	3	2	2
31.9999	PH.D	RECREATION RESOURCES.....	1	0	4	1	2	4	4	0	2	0
40.0401	PH.D	ATMOSPHERIC SCIENCE.....	8	4	9	5	7	7	7	5	5	8
40.0501	PH.D	CHEMISTRY.....	14	12	16	17	15	14	11	24	22	13
40.0703	PH.D	EARTH RESOURCES.....	2	3	2	3	1	3	3	6	2	2
40.0801	PH.D	PHYSICS.....	4	2	1	3	2	7	3	1	1	7
42.0101	PH.D	PSYCHOLOGY.....	6	15	10	15	12	7	11	17	15	9
45.0601	PH.D	ECONOMICS.....	9	3	2	3	1	3	1	4	8	3
45.1001	PH.D	POLITICAL SCIENCE.....	1	0	1	0	2	1	0	2	0	1
45.1101	PH.D	SOCIOLOGY.....	2	5	3	0	3	4	2	1	2	6
51.2202	PH.D	ENVIRONMENTAL HEALTH.....										
51.2501	PH.D	CLINICAL SCIENCES.....	1	1	1	1	1	1	1	1	1	2
Subtotal Degree Level - Doctoral			159	162	157	152	173	201	173	178	197	194
** Total Degrees at CSU			4013	3884	3797	3944	3944	3887	3861	3925	3976	4278

Community College of Aurora

Cip Code	Degree Title	Program Name	Fy83	Fy84	Fy85	Fy86	Fy87	Fy88	Fy89	Fy90	Fy91	Fy92
22.0103	C	PARALEGAL.....						0	3	24	22	32
51.1502	C	VICTIM ASSISTANCE.....						0	2	5	4	12
52.0299	C	MANAGEMENT.....						0	0			2
52.0302	C	ACCOUNTING.....		4	5	2	4	8	5	4	9	8
52.1201	C	COMPUTER INFORMATION SYSTEMS.....		0		1	1	1		5	1	1
		Subtotal Degree Level - Certificate	0	4	5	3	5	9	10	38	36	55
15.0303	AAS	ADVANCED TECHNOLOGY.....		0	11	9	8	8	14	10	15	9
20.0203	AAS	EARLY CHILDHOOD EDUCATION.....		6	4	5	10	1		3	5	7
46.9999	AAS	CONSTRUCTION MANAGEMENT.....						0			2	
48.0101	AAS	DRAFTING TECHNOLOGY.....					0		0	2	1	1
48.0201	AAS	GRAPHIC ARTS TECHNOLOGY.....				0	0	1	0	0	2	1
51.0705	AAS	MEDICAL/DENTAL OFFICE MANAGEMENT.....				0	0	0	0	0	1	1
51.1801	AAS	OPTICIANARY TECHNOLOGY.....		0			1	1		1		1
52.0299	AAS	MANAGEMENT.....		7	9	8	8	11	13	16	12	28
52.029902	AAS	APPLIED MANAGEMENT.....				0	0	0	0	0	2	4
52.0302	AAS	ACCOUNTING.....		7	12	14	10	12	12	10	12	10
52.0401	AAS	SECRETARIAL.....		0		2	1			1	4	3
52.1201	AAS	COMPUTER INFORMATION SYSTEMS.....		10	20	17	12	15	12	4	12	13
52.1401	AAS	MARKETING.....		1	4		1	1	5	5		5
		Subtotal Degree Level - AAS	0	31	60	55	51	50	56	52	68	83
24.0101	AA	LIBERAL ARTS - A.A.....		29	31	17	21	47	50	65	72	74
24.0102	AGS	GENERAL STUDIES.....		0		27	15	19	17	25	33	29
24.0199	AS	LIBERAL ARTS - A.S.....		0		6	15	10	19	16	22	27
		Subtotal Degree Level - AA/AS	0	29	31	50	51	76	86	106	127	130
**		Total Degrees at CCA	0	64	96	108	107	135	152	196	231	268



Community College of Denver

Cip Code	Degree Title	Program Name	Fy83	Fy84	Fy85	Fy86	Fy87	Fy88	Fy89	Fy90	Fy91	Fy92
08.1104	C	TRAVEL & TOURISM OCCUPATIONS.....				1	9	4	2	13	6	7
10.0101	C	INFORMATION MEDIA TECHNOLOGY.....	3	7	8	1	9	4	2	13	6	7
15.0303	C	ELECTRONICS.....		4	1	24	7	19	164	6	6	7
15.0501	C	ENVIRONMENTAL & REFRIGERATION TECHNOLOGY..	4	1	1	13	19	13	16	19	14	11
20.0203	C	EARLY CHILDHOOD EDUCATION.....		2	2	27	28	43	31	32	23	28
22.0103	C	PARALEGAL.....	14	21	20	27	28	43	31	32	23	36
41.0301	C	CHEMICAL OPERATOR TRAINING.....				2			0		40	
47.0102	C	BUSINESS MACHINE TECHNOLOGY.....	6	4	1	2						
47.0604	C	AUTOMOTIVE MECHANICS.....	2	1	0	2	0	0	3	4	0	0
47.0699	C	MECHANICS & REPAIRER, OTHER.....		3	3	8	6	7	2	0	2	5
48.0101	C	DRAFTING FOR INDUSTRY - TEC CENTER.....	1	3	3	27	11	1	5	15	17	6
48.0201	C	GRAPHIC ARTS.....	9	6	17	27	11	6	23	13	15	10
48.0503	C	MACHINE TOOL OPERATOR.....				1	0	5	11	9	6	1
48.0508	C	WELDING & FABRICATION.....	1	1	2	1	0	5	11	0	6	38
49.0205	C	TRUCK DRIVING.....										
50.0406	C	PHOTOGRAPHY.....	1	1	1	0	1	2	2	0	1	1
51.0705	C	ADMINISTRATIVE HEALTH ASSISTANT.....			2							
51.0905	C	NUCLEAR MEDICINE TECHNOLOGY.....	2	1	2	1	2	1		2		
51.0907	C	RADIOLOGIC HEALTH SCIENCES PROGRAM.....										3
51.0908	C	RADIATION THERAPY TECHNOLOGY.....	2	2	2	1	5	3	7	3	2	0
51.0909	C	SURGICAL TECHNOLOGY.....	11	5	15	7	5	5	7	7	5	11
51.0910	C	MAGNETIC RESONANCE.....									15	9
51.1502	C	HUMAN SERVICES TECHNICIAN.....								15	11	17
51.1613	C	PRACTICAL NURSING.....	27	1	0	28	27	35	0	61	54	56
52.0299	C	MANAGEMENT.....										4
52.0302	C	ACCOUNTING.....	5	11	8	7	2	23	12	53	44	2
52.0401	C	ADMIN. SUPPORT OCCUPATIONS.....			4	15	5	54	12	82	98	9
52.0404	C	MEDICAL SECRETARIAL.....				1	1					68
52.0407	C	INFORMATION PROCESSING - TEC CENTER.....										
52.0408	C	CLERICAL.....	1	3	3	0	0	0	0	0		
52.0803	C	FINANCIAL SERVICES.....										
52.0901	C	HOSPITALITY AND RESTAURANT ADMINISTRATION..	2	0	0	2	2	1	0	0	0	0
52.1202	C	COMPUTER INFORMATION SYSTEMS.....	17	0	7	12	10	0	8	8	8	3
52.1401	C	MARKETING.....									4	10
		Subtotal Degree Level - Certificate	108	74	102	179	140	225	326	342	371	342
10.0101	AAS	INFORMATION MEDIA TECHNOLOGY.....		2								
15.0303	AAS	ELECTRONICS TECHNOLOGY.....	40	28	0	23	19	17	20	16	11	9
15.0501	AAS	ENVIRONMENTAL & REFRIGERATION TECHNOLOGY..	14	5	30	14	8	6	6	9	7	10
20.0203	AAS	EARLY CHILDHOOD EDUCATION.....	3	11	0	6	8	5	3	3	1	5

Community College of Denver

Cip Code	Degree Title	Program Name	Fy83	Fy84	Fy85	Fy86	Fy87	Fy88	Fy89	Fy90	Fy91	Fy92
22.0103	AAS	PARALEGAL.....	21	13	21	13	12	11	11	18	10	15
47.0102	AAS	BUSINESS MACHINE TECHNOLOGY.....		1	2							
47.0604	AAS	FOREIGN AUTOMOTIVE MECHANICS.....		1	5	3	1					
47.0608	AAS	AIRFRAME POWER PLANT.....	31	15	3	2	1	2	0	2	1	3
48.0101	AAS	DRAFTING FOR INDUSTRY.....	6	4	7	6	7	8	3	7	4	2
48.0201	AAS	GRAPHIC ARTS.....	5	4	12	6	9	5	10	4	5	3
48.0508	AAS	WELDING AND FABRICATION.....	2	2	0	2						
49.9999	AAS	TRAFFIC AND TRANSPORTATION MANAGEMENT.....		1		1		4				
50.0402	AAS	GRAPHIC DESIGN.....	6	9	15	13	2	5	2	3	4	0
50.0406	AAS	PHOTOGRAPHY.....	8	7	3	8	6	5	4	4	2	4
51.0699	AAS	DENTAL SERVICES, OTHER.....				1	1					
51.0905	AAS	NUCLEAR MEDICINE TECHNOLOGY.....	2	3	5	7	5	5	7	2	4	0
51.0907	AAS	RADIOLOGIC HEALTH SCIENCES PROGRAM.....	17	13	16	12	7	14	9	13	16	28
51.0908	AAS	RADIATION THERAPY TECHNOLOGY.....		6		7	3	6	2	2	2	
51.1502	AAS	HUMAN SERVICES TECHNICIAN.....	8	0	10	10	9	6	10	21	8	16
51.1601	AAS	NURSING.....	62	45	46	56	44	45	87	59	87	73
52.0299	AAS	MANAGEMENT.....			6	13	9	3	11	12	2	6
52.0302	AAS	ACCOUNTING.....	13	7	10	8	11	2	10	8	7	4
52.0401	AAS	ADMIN. SUPPORT OCCUPATIONS.....	32	25	14	13	8	10	14	3	0	10
52.0803	AAS	FINANCIAL SERVICES.....							1	1		
52.0901	AAS	HOSPITALITY AND RESTAURANT ADMINISTRATION.....	1	5	3	2	1	0	0	0	0	0
52.1202	AAS	COMPUTER INFORMATION SYSTEMS.....	12	14	0	10	11	4	3	12	4	3
52.1401	AAS	MARKETING.....	11	10	5	9	2	4	4	4	2	16
Subtotal Degree Level - AAS			294	231	213	245	184	167	217	203	177	207
24.0101	AA	LIBERAL ARTS - A.A.....		100	37	14	20	16	9	8	18	21
24.0102	AGS	GENERAL EDUCATION.....	112		31	45	45	36	28	17	11	33
24.0199	AS	LIBERAL ARTS - A.S.....				16	23	6	9	9	12	12
Subtotal Degree Level - AA/AS			112	100	68	75	88	58	46	34	41	66
** Total Degrees at CCD			514	405	383	499	412	450	589	579	589	615



Fort Lewis College

Cip Code	Degree Title	Program Name	Fy83	Fy84	Fy85	Fy86	Fy87	Fy88	Fy89	Fy90	Fy91	Fy92
02.0101	AA	AGRICULTURAL SCIENCE.....	7	8	3	3	3	3	4	4	1	4
52.0401	AA	SECRETARIAL STUDIES.....	12	9	10	12	13	5	16			
Subtotal Degree Level - AA/AS			19	17	13	15	16	8	20	4	1	4
05.0203	BA	SOUTHWEST STUDIES.....		2			2		2		4	2
11.0101	BA	COMPUTER SCIENCE INFORMATION SYSTEMS.....			32	20	24	16	7	3	9	4
13.1202	BA	ELEMENTARY EDUCATION.....	31	25		2	2	2	2	0	0	0
13.1303	BA	BUSINESS EDUCATION.....		2		3	1	2	2	3	3	
16.0905	BA	SPANISH.....	1	1	2	3	3	2	6	3	2	5
23.0101	BA	ENGLISH.....	15	16	17	36	30	46	46	44	63	47
24.0103	BA	HUMANITIES.....	21	15	18	9	19	22	55	63	71	65
26.0101	BS	BIOLOGY.....	33	24	14	35	20	30	23	30	23	30
27.0101	BA	MATHEMATICS.....	16	15	29	28	18	23	25	19	9	11
30.9999	BA	STUDENT CONSTRUCTED MAJOR.....	24	13	14	4	14	25	23	29	22	13
31.0505	BA	EXERCISE SCIENCE.....	13	13	22	12	9	10	13	18	15	19
38.0101	BA	PHILOSOPHY.....										4
40.0101	BS	GENERAL SCIENCE.....	2	0	0	3	0	1	1	0	0	0
40.0501	BS	CHEMISTRY.....	10	14	13	18	17	11	11	13	17	9
40.0601	BS	GEOLOGY.....	41	41	36	30	18	14	8	5	5	7
40.0801	BS	PHYSICS.....			3	2	5	6	1	2	4	7
42.0101	BA	PSYCHOLOGY.....	23	24	23	26	19	31	34	19	39	39
45.0201	BA	ANTHROPOLOGY.....	9	7	8	10	7	6	11	12	9	12
45.0601	BA	ECONOMICS.....	1	6	2	6	3	3	3	1	4	8
45.0801	BA	HISTORY.....	5	5	6	10	8	6	9	10	22	10
45.1001	BA	POLITICAL SCIENCE.....	10	13	12	15	17	15	15	17	25	23
45.1101	BA	SOCIOLOGY & HUMAN SCIENCES.....	10	8	19	9	8	11	8	9	16	14
50.0701	BA	ART.....	13	5	9	8	13	18	14	20	16	13
50.0901	BA	MUSIC.....	3	4	2	2	8	7	0	3	2	1
52.0201	BA	BUSINESS ADMINISTRATION.....	131	132	134	160	157	144	127	145	116	83
52.0301	BA	ACCOUNTING.....	21	27	36	32	45	36	36	40	39	20
Subtotal Degree Level - Bachelor			433	412	451	480	464	485	480	508	532	446
** Total Degrees at FLC			452	429	464	495	480	493	500	512	533	450

Front Range Community College

Cip Code	Degree Title	Program Name	Fy83	Fy84	Fy85	Fy86	Fy87	Fy88	Fy89	Fy90	Fy91	Fy92
01.0601	C	URBAN HORTICULTURE.....		1	2	2		2	7	6	5	
02.0402	C	SEED ANALYST.....	0	0	0	0	0	0	1	2	0	0
12.0503	C	FOOD SERVICE PRODUCTION.....		1								
15.0101	C	ARCHITECTURAL TECHNOLOGY.....	0	0	2	2	0	8	13	5	8	9
15.0303	C	ELECTRONICS TECHNOLOGY.....	1	13	26	2	20	100	72	72	57	49
15.0405	C	AUTOMATED SYSTEMS.....	0	0	0	0	0	0	4	7	12	0
15.0506	C	WATER/WASTE WATER TECHNOLOGY.....								11	4	11
15.0507	C	HAZARDOUS MATERIALS TECHNOLOGY.....							7	31	22	34
20.0203	C	EARLY CHILDHOOD EDUCATION.....		1	2		2	14	2	3	1	
20.0404	C	DIETETIC TECHNOLOGY.....		1			1	1				2
47.0103	C	CONSUMER ELECTRONICS TECHNOLOGY.....	1	0	0	4	1	2	5	6	5	0
47.0302	C	HEAVY EQUIPMENT OPERATOR.....	0	0	0	0	0	0	0	0	3	2
47.0603	C	AUTO BODY REPAIR.....		9	4	8	8	6	6	6	5	2
47.0604	C	AUTOMOTIVE MECHANICS.....	6	6	30	11	4	20	8	9	32	41
47.0606	C	SMALL ENGINE MECHANICS.....	1	5	3	4	11	5	0	0	0	0
48.0101	C	MACHINE DRAFTING TECHNOLOGY.....	5	2	6	3	2	4	4	8	13	21
48.0212	C	ELECTRONIC PUBLISHING.....									2	4
48.0503	C	MACHINE SHOP.....		8	6	3	3	1	3	11	10	11
48.0508	C	WELDING TECHNOLOGY.....	2	4	1	1	1	1	3	0	0	0
51.0205	C	INTERPRETER TRAINING.....							13	7	2	0
51.0601	C	DENTAL ASSISTING.....	4	5	6	8	8	12	0	29	9	28
51.1601	C	NURSING.....								0		21
51.1613	C	PRACTICAL NURSING.....	62	62	42	51	33	61	73	136	87	97
51.1699	C	CONTINUING EDUCATION FOR NURSES.....	0	0	1							
52.0299	C	BUSINESS MANAGEMENT.....							2	1		2
52.0302	C	ACCOUNTING.....	3	5	10	3	4	1	12	3	6	7
52.0401	C	CLERICAL.....	1	21	16	12	23	38	22	25	17	22
52.0407	C	WORD PROCESSING.....	40	0	0	0	0	0	0	0	0	0
52.0408	C	STENOGRAPHIC.....			5							
52.0701	C	SMALL BUSINESS MANAGEMENT & OWNERSHIP.....								8		6
52.1001	C	INTERPRETER TRAINING.....		2		4	11	9				
52.1201	C	COMPUTER INFORMATION SYSTEMS.....			1	1	4	2	4	4	7	21
52.1401	C	MARKETING.....										1
Subtotal Degree Level - Certificate			126	145	161	119	136	287	255	390	307	391
01.0601	AAS	URBAN HORTICULTURE.....	7	15	3	5	9	10	8	10	9	6
15.0101	AAS	ARCHITECTURAL TECHNOLOGY.....	15	10	16	21	15	15	14	16	4	14
15.0303	AAS	ELECTRONICS TECHNOLOGY.....	67	99	77	83	87	76	49	47	50	60
20.0203	AAS	EARLY CHILDHOOD EDUCATION.....	20	10	8	5	2	3	5	4	4	7
20.0404	AAS	DIETETIC TECHNOLOGY.....	7	6	7	5	8	8	5	7	3	6

Front Range Community College

Cip Code	Degree Title	Program Name	Fy83	Fy84	Fy85	Fy86	Fy87	Fy88	Fy89	Fy90	Fy91	Fy92
47.0103	AAS	CONSUMER ELECTRONICS TECHNOLOGY.....	10	4	14	12	7	14	7	8	3	0
47.0603	AAS	AUTO BODY REPAIR.....		2	3	1	5	1	2	5	2	2
47.0604	AAS	AUTOMOTIVE MECHANICS.....	9	29	24	6	6	4	20	20	2	6
47.0606	AAS	SMALL ENGINE MECHANICS.....	4	2	5	2	1	1	0	0	0	1
48.0101	AAS	MACHINE DRAFTING TECHNOLOGY.....	20	12	18	15	14	19	23	22	29	24
48.0503	AAS	MACHINE SHOP.....		23	21	10	13	11	13	8	8	8
48.0508	AAS	WELDING TECHNOLOGY.....	8	3	3	6	4	0	1	1	0	1
51.0205	AAS	INTERPRETER TRAINING.....							15	17	17	18
51.0601	AAS	DENTAL ASSISTING.....			2							
51.0908	AAS	RESPIRATORY THERAPY TECHNOLOGY.....	13	17	10	7	19	5	10	13	22	28
51.1601	AAS	NURSING.....	80	76	92	74	83	91	88	98	127	121
52.0299	AAS	MANAGEMENT.....	18	17	28	15	14	18	17	29	30	24
52.0302	AAS	ACCOUNTING.....	23	22	23	15	25	25	29	39	44	48
52.0401	AAS	SECRETARIAL.....	6	7	10	16	15	23	18	38	34	49
52.0407	AAS	WORD PROCESSING.....	2	0	0	0	0	0				
52.1001	AAS	INTERPRETER TRAINING.....		13		5	11	6				
52.1201	AAS	COMPUTER INFORMATION SYSTEMS.....	60	29	43	41	30	17	27	27	19	21
52.1401	AAS	MARKETING.....	9	8	12	9	4	9	8	17	8	10
		Subtotal Degree Level - AAS	378	404	419	353	372	356	359	426	413	454
24.0101	AA	LIBERAL ARTS - A.A.....	84	77	65	34	43	62	58	67	84	110
24.0102	AGS	GENERAL STUDIES.....			14	33	37	25	30	45	43	48
24.0199	AS	LIBERAL ARTS - A.S.....				29	19	34	36	58	61	80
		Subtotal Degree Level - AA/AS	84	77	79	96	99	121	124	170	188	238
**		Total Degrees at FRCC	588	626	659	568	607	764	738	986	908	1083



Lamar Community College

Cip Code	Degree Title	Program Name	Fy83	Fy84	Fy85	Fy86	Fy87	Fy88	Fy89	Fy90	Fy91	Fy92
01.0104	C	FARM & RANCH BUSINESS MANAGEMENT.....	0	0	0	0	16	0	17	23	26	17
01.0505	C	HORSE TRAINING & MANAGEMENT.....	3	11	2	9	14	7	4	2	1	0
12.0403	C	COSMETOLOGY.....	8	15	20	16	15	21	11	5	10	9
46.9999	C	BUILDING TRADES.....	1	1	3	3	1	2	5	3	2	1
47.0604	C	AUTO MECHANICS.....	1	7	3	1	5	2	0	2	6	4
48.0508	C	WELDING.....	1	7	2	1	0	1	0	2	6	17
51.1613	C	PRACTICAL NURSING.....	7	7	7	13	6	4	8	8	7	1
52.0401	C	BUSINESS SYSTEMS TECHNOLOGY.....	2	7	7	13	6	4	8	3	6	1
52.0701	C	SMALL BUSINESS MANAGEMENT.....	2	7	7	13	6	4	8	3	6	1
		Subtotal Degree Level - Certificate	21	48	35	42	57	35	53	46	58	49
01.0104	AAS	FARM & RANCH BUSINESS MANAGEMENT.....									5	13
01.0505	AAS	HORSE TRAINING & MANAGEMENT.....	33	28	19	16	15	8	22	20	22	0
		Subtotal Degree Level - AAS	33	28	19	16	15	8	22	20	27	13
24.0101	AA	LIBERAL ARTS - A.A.....	29	17	27	13	26	22	40	32	37	30
24.0102	AGS	GENERAL STUDIES.....									6	6
24.0199	AS	LIBERAL ARTS - A.S.....									6	16
		Subtotal Degree Level - AA/AS	29	17	27	13	26	27	47	35	43	52
	**	Total Degrees at LCC	83	93	81	71	98	70	122	101	128	114

Mesa State College

Cip Code	Degree Title	Program Name	Fy83	Fy84	Fy85	Fy86	Fy87	Fy88	Fy89	Fy90	Fy91	Fy92
01.0104	C	FARM & RANCH BUSINESS MANAGEMENT.....								4		
15.0303	C	ELECTRONICS TECHNOLOGY.....	1								1	1
20.0203	C	EARLY CHILDHOOD EDUCATION.....	1	1	2	2	2	2	2	1	1	1
46.0303	C	ELECTRIC LINEMAN.....	10	16	14	14	14	10	13	7	14	22
47.0603	C	AUTO COLLISION REPAIR.....							4	3	6	11
47.0604	C	AUTO TECHNOLOGY.....							0	1	3	3
47.0605	C	HEAVY EQUIPMENT - DIESEL MECHANICS.....							6	11	2	6
48.0503	C	MACHINE & MANUFACTURING TRADES.....							13	22	2	8
48.0508	C	WELDING.....										1
48.050802	C	WELDING.....	0	0	0	0	0	0	0	2	3	
51.0601	C	DENTAL ASSISTANT TECHNOLOGY.....	7	13	11	11	9	8	8	5	8	1
51.0705	C	MEDICAL OFFICE ASSISTANT.....							7			
51.1613	C	PRACTICAL NURSING.....	0	11	5	6	10	12	7			
52.0204	C	OFFICE SUPERVISION & MANAGEMENT.....								6	4	8
52.0403	C	LEGAL SECRETARIAL.....							3	1	0	
52.0407	C	WORD PROCESSING.....	0	1	0	3	2	2	3	0	0	
52.040802	C	OFFICE CLERICAL.....	9	5	11	11	3	3	3			
52.1201	C	BUSINESS COMPUTER INFORMATION SYSTEMS.....	2	1	1	1	3	3	2	1	2	4
		Subtotal Degree Level - Certificate	0	49	49	65	83	70	61	64	46	65
15.0201	AAS	CIVIL ENGINEERING TECHNOLOGY.....	5	5	3	5	1	5	3	1	4	2
15.0303	AAS	ELECTRONICS TECHNOLOGY.....	29	4	12	14	14	18	9	10	4	8
15.0599	AAS	ENVIRONMENTAL RESTORATION ENGINEERING TECH										5
20.0203	AAS	EARLY CHILDHOOD EDUCATION.....	17	8	12	12	9	11	9	10	4	1
43.0103	AAS	CRIMINAL JUSTICE.....	11	9	17	5	5	1	1			
47.0603	AAS	AUTO COLLISION REPAIR.....	11	7	3	3	4	12	5	0	4	5
47.0604	AAS	AUTO TECHNOLOGY.....							5	3	6	2
48.0101	AAS	DRAFTING TECHNOLOGY.....	1	3	2	2	3	4	1	2	6	0
48.0201	AAS	PRINTING TECHNOLOGY.....	7	5	9	15	16	6	10	14	10	3
48.0503	AAS	MACHINE & MANUFACTURING TRADES.....										1
48.0508	AAS	WELDING.....	7	8	8	0	5	2	0	0	1	2
50.0402	AAS	COMMERCIAL ART.....										6
51.0907	AAS	RADIOLOGIC TECHNOLOGY.....	7	8	11	5	4	7	12	11	12	12
52.0204	AAS	OFFICE SUPERVISION & MANAGEMENT.....							8	16	34	29
52.0302	AC	ACCOUNTING.....	16	12	9	8	0	13	1	0	0	0
52.0903	AAS	TRAVEL RECREATION & HOSPITALITY MGMT.....	16	13	10	17	20	12	21	21	19	23
52.1201	AAS	BUSINESS COMPUTER INFORMATION SYSTEMS.....	4	4	2	3	4	5	4	7	4	4
		Subtotal Degree Level - AAS	131	89	100	91	90	108	102	95	109	103

Mesa State College

Cip Code	Degree Title	Program Name	Fy83	Fy84	Fy85	Fy86	Fy87	Fy88	Fy89	Fy90	Fy91	Fy92
24.0101	AA	LIBERAL ARTS - A.A.	8	64	43	37	25	40	38	39	42	53
24.0199	AS	LIBERAL ARTS - A.S.	6	0	0	2	14	15	9	19	17	8
51.0601	AAS	DENTAL ASSISTANT	3									
51.1601	AS	NURSING	35	33	37	39	30	41	23	25	32	36
52.0401	AC	OFFICE ADMINISTRATION	35	22	16	15	28	0	0	0	0	0
Subtotal Degree Level - AA/AS			87	119	96	93	97	96	70	83	91	97
24.0103	BA	LIBERAL ARTS	21	18	29	19	30	28	38	33	59	63
30.9999	BA	BIOLOGICAL & AGRICULTURAL SCIENCES	11	13	14	9	13	15	23	17	17	25
30.999902	BS	PHYSICAL & MATHEMATICAL SCIENCES	30	32	32	34	38	31	27	24	37	23
30.999903	BA	SELECTED STUDIES	13	26	40	35	46	53	66	30	40	33
31.0301	BA	RECREATION & LEISURE SERVICES	8	8	10	10	9	7	15	7	15	10
45.0101	BA	SOCIAL SCIENCES	17	24	25	29	31	36	46	46	69	66
51.1601	BSN	NURSING	16	5	10	8	12	23	71	61	37	31
52.0201	BBA	BUSINESS ADMINISTRATION	71	50	76	70	85	87	80	70	68	117
52.0301	BS	ACCOUNTING	25	28	19	38	38	12	27	29	29	34
Subtotal Degree Level - Bachelor			212	204	255	252	302	292	393	317	371	402
** Total Degrees at MESA			430	461	500	501	572	566	626	559	617	667



Metropolitan State College of Denver

Cip Code	Degree Title	Program Name	Fy83	Fy84	Fy85	Fy86	Fy87	Fy88	Fy88 <sup>1</sup>	Fy90	Fy91	Fy92
22.0103	C	PARALEGAL (LEGAL ASSISTANT) - SPECIALIST...	0	0	0	0	1					
52.0402	C	OFFICE MANAGEMENT - SPECIALIST.....	1	3	2	2	6	1	0	0	0	0
		Subtotal Degree Level - Certificate	1	3	2	2	7	1	0	0	0	0
15.0303	AAS	ELECTRONICS ENGINEERING TECHNOLOGY.....	3	0	1							
43.0107	AAS	LAW ENFORCEMENT.....	1	2	0	0	0	0	0	0	0	0
51.1502	AAS	MENTAL HEALTH WORKER.....	1	0	0							
		Subtotal Degree Level - AAS	5	2	1	0	0	0	0	0	0	0
04.9999	BA/BS	LAND USE.....	8	11	4	16	8	19	8	18	11	17
05.0201	BA	AFRICAN AMERICAN STUDIES.....				1	0	1	0	0	0	1
05.0203	BA	CHICANO STUDIES.....				3	0	1	1	3	0	1
09.0401	BA	JOURNALISM (PRINTED MEDIA).....	13	13	12	17	23	15	13	22	25	28
09.9999	BA	COMMUNICATIONS MULTI-MAJOR.....	21	37	52	46	58	59	64	81	63	56
11.0101	BS	COMPUTER INFORMATION SYSTEMS & MGT SCIENCE	81	112	161	179	140	126	110	115	109	119
11.0701	BS	COMPUTER SCIENCE.....						7	8	25	20	26
13.1202	BA	ELEMENTARY EDUCATION.....	49	51	62	79	85	123	157	183	84	9
13.1204	BA	EARLY CHILDHOOD EDUCATION.....	21	33	22	19	25	21	28	28	20	3
13.1303	BS	BUSINESS EDUCATION AND COMMUNICATIONS.....	3	3	0	0	3	2	9	3	0	0
13.1312	BA	MUSIC EDUCATION.....	14	9	9	7	8	6	4	12	9	10
15.0201	BS	CIVIL ENGINEERING TECHNOLOGY.....	16	25	16	16	16	21	24	13	13	11
15.0303	BS	ELECTRONICS ENGINEERING TECHNOLOGY.....	81	32	58	64	59	53	54	53	43	38
15.0603	BS	INDUSTRIAL & TECHNICAL STUDIES.....	0	3	5	9	8	2	10	11	6	4
15.0899	BS	MECHANICAL ENGINEERING TECHNOLOGY.....	11	22	31	22	19	19	26	25	15	15
15.1102	BS	SURVEYING & MAPPING.....	2	2	2	2	3	2	4	1	2	0
16.0101	BA	MODERN LANGUAGES.....	1	1	2	2	1	2	3	4	1	1
16.0905	BA	SPANISH.....	3	2	2	2	7	8	10	11	13	8
23.0101	BA	ENGLISH.....	29	30	27	26	35	39	39	45	45	64
23.1001	BA	SPEECH COMMUNICATIONS.....	13	9	5	6	7	10	7	10	20	22
26.0101	BA/BS	BIOLOGY.....	39	28	36	30	27	35	31	43	35	54
27.0101	BA/BS	MATHEMATICS.....	27	32	51	45	70	46	49	66	50	52
30.9999	BA/BS	CONTRACT MAJORS.....	34	40	46	50	65	58	68	92	79	101
31.0101	BA	LEISURE STUDIES.....	10	16	24	7	13	8	15	14	11	17
31.0505	BA	HUMAN PERFORMANCE & SPORTS.....	15	10	12	25	19	35	21	31	54	38
38.0101	BA	PHILOSOPHY.....	3	2	4	5	2	4	3	5	2	8
40.0401	BS	METEOROLOGY.....	7	9	8	8	12	4	8	12	6	11
40.0501	BA/BS	CHEMISTRY.....	24	10	13	20	17	19	22	22	20	32
40.0801	BA/BS	PHYSICS.....	1	0	4	1	1	2	4	3	3	0

Metropolitan State College of Denver

Cip Code	Degree Title	Program Name	Fy83	Fy84	Fy85	Fy86	Fy87	Fy88	Fy89	Fy90	Fy91	Fy92
42.0101	BA	PSYCHOLOGY.....	40	36	47	45	67	63	71	90	79	111
43.0103	BS	CRIMINAL JUSTICE & CRIMINOLOGY.....	58	84	72	71	70	92	97	123	138	141
43.0106	BS	CRIMINALISTICS.....	17	2	1	1	4	1	4	2	0	0
44.0701	BS	HUMAN SERVICES.....	33	39	30	40	35	40	58	53	80	75
44.070102	BS	SOCIAL WELFARE.....	14	9	5	11	10	16	30	21	16	26
45.0201	BA	ANTHROPOLOGY.....	4	2	3	1	4	6	5	7	15	7
45.0601	BA	ECONOMICS.....	4	7	6	10	4	6	10	16	10	14
45.0801	BA	HISTORY.....	25	19	19	37	32	40	53	62	66	86
45.1001	BA	POLITICAL SCIENCE.....	20	24	14	14	20	20	27	27	24	29
45.1101	BA	SOCIOLOGY.....	16	11	12	7	8	13	8	12	21	30
45.1201	BA/BS	URBAN STUDIES.....	5	8	3	4	4	3	6	4	2	1
45.9999	BA	BEHAVIORAL SCIENCE.....	17	14	14	20	16	15	19	32	61	100
49.0102	BS	PROFESSIONAL PILOT.....	80	50	39	37	43	22	46	41	54	69
49.0104	BS	AVIATION MANAGEMENT.....		41	51	40	39	50	41	39	53	44
50.0404	BA	INDUSTRIAL DESIGN.....				2	2	1	2	7	2	6
50.0701	BFA	ART.....	1	29	26	27	29	35	39	47	45	38
50.0903	BA	MUSIC PERFORMANCE.....	27	3	6	9	2	2	6	7	4	6
51.0701	BS	HEALTH CARE MANAGEMENT.....	11	15	23	21	23	23	38	27	24	17
51.1601	BS	NURSING.....	76	68	37	52	47	47	63	44	42	46
52.0201	BS	MANAGEMENT.....	94	93	124	105	115	104	81	123	99	106
52.0299	BS	TECHNICAL & INDUSTRIAL ADMINISTRATION.....		8	3	1	4	5	3	3	2	5
52.0301	BS	ACCOUNTING.....	110	119	135	130	148	126	177	189	163	149
52.0801	BS	FINANCE.....	12	27	23	39	46	52	72	68	70	62
52.0901	BA	HOSPITALITY, MEETING AND TRAVEL ADMIN.....	6	9	14	17	18	21	35	38	42	42
52.1399	BS	TECHNICAL MANAGEMENT.....				0	0	5	4	2	3	0
52.1401	BS	MARKETING.....	35	37	42	61	66	68	51	80	54	73
52.1499	BS	INDUSTRIAL MARKETING.....				3	0	1	0	0	0	0
Subtotal Degree Level - Bachelor			1231	1296	1417	1512	1587	1624	1846	2116	1928	2029
** Total Degrees at METRO			1237	1301	1420	1514	1594	1625	1846	2116	1928	2029

Morgan Community College

Cip Code	Degree Title	Program Name	Fy83	Fy84	Fy85	Fy86	Fy87	Fy88	Fy89	Fy90	Fy91	Fy92
01.0104	C	FARM AND RANCH BUSINESS MANAGEMENT.....					14		42	56	66	19
01.9999	C	YOUNG FARMER.....				49		1				
02.0201	C	SWINE MANAGEMENT.....	5	1	0	0						
11.0301	C	ELECTRONIC DATA PROCESSING.....			1		0	2	0	0	0	0
20.0299	C	COLORADO NANNY ACADEMY.....			11	4	0	7	4	5	4	7
43.0107	C	LAW ENFORCEMENT TECHNOLOGY.....	8	5	11	4	0	7	14	9	13	10
46.9999	C	BUILDING TRADES.....	2	2	1	2	1	2	0	0	0	
47.0303	C	INDUSTRIAL TECHNOLOGY.....										
47.0501	C	LP-GAS TECHNOLOGY.....	10	10	4	8	9	23	17	0	0	0
47.0603	C	AUTOMOBILE BODY REPAIR.....	17	10	0	3	1	1	0	2	0	1
47.0604	C	AUTOMOTIVE TECHNOLOGY.....	11	4	3	1	0	2	3	4	4	2
48.0508	C	WELDING TECHNOLOGY.....	9	14	8	18	11	8	3	1	9	2
49.0205	C	TRUCK DRIVING.....										3
51.0904	C	EMERGENCY MEDICAL TECHNICIAN - BASIC.....	0	14	21	11	15	22	19	22	18	35
51.1615	C	HOME HEALTH AIDE / NURSE ASSISTANT.....	0	0	0	2	1	3	2	2	1	3
51.9999	C	ALLIED HEALTH OCCUPATIONS.....	0	0	0	0	0	0	0	0	0	5
52.0302	C	BOOKKEEPING CLERK.....	5	4	3	2	5	3	5	1	3	0
52.0407	C	WORD PROCESSING.....	5	7	7	1	1	5	2	1	1	9
52.0408	C	STENOGRAPHER.....	2	1	0	0	0	0	1	0	1	0
		Subtotal Degree Level - Certificate	74	72	58	53	107	79	112	103	121	96
15.0303	AAS	ELECTRONICS TECHNOLOGY.....	4	3	7	5	4	4	5	2	1	0
47.0603	AAS	AUTOMOBILE BODY REPAIR.....										2
51.0806	AAS	PHYSICAL THERAPIST ASSISTANT.....									7	9
51.1601	AAS	NURSING.....										8
52.0299	AAS	BUSINESS MANAGEMENT.....		2		1	2	2	1	3	1	1
52.0302	AAS	ACCOUNTING.....	2	0	2	3	3	4	2	1	0	0
52.0401	AAS	OFFICE TECHNOLOGIES.....	1	2	1	1	0	1	1	0	1	1
		Subtotal Degree Level - AAS	7	7	10	10	9	11	9	6	10	21
24.0101	AA	LIBERAL ARTS - A.A.....	5	14	22	17	25	21	16	27	8	16
24.0102	AGS	GENERAL STUDIES.....					0		3	2	4	1
24.0199	AS	LIBERAL ARTS - A.S.....	5	1	3	0	3	3	2	3	6	3
		Subtotal Degree Level - AA/AS	10	15	25	17	28	24	21	32	18	20
**		Total Degrees at MCC	91	94	93	80	144	114	142	141	149	137

Northeastern Junior College

Cip Code	Degree Title	Program Name	Fy83	Fy84	Fy85	Fy86	Fy87	Fy88	Fy89	Fy90	Fy91	Fy92
01.0104	C	FARM & RANCH BUSINESS MANAGEMENT.....		15	16	17		11	6	7	1	2
01.0201	C	AGRICULTURE DIESEL EQUIPMENT.....	16			1	0	5	1	0	0	0
01.0607	C	LANDSCAPE & TURF MANAGEMENT.....	20	22	28	18	28	19	12	23	6	14
12.0403	C	COSMETOLOGY.....		2	1	1	3	6	1	4	2	3
20.0203	C	EARLY CHILDHOOD EDUCATION.....	5	9	1	2	5	2	0	0	0	0
46.0201	C	CONSTRUCTION TECHNOLOGY.....	2	0	1	5	0	3	0	4	0	0
47.0603	C	AUTO BODY REPAIR.....	9	8	7	4	10	5	9	9	5	1
47.0604	C	AUTOMOTIVE TECHNOLOGY.....		2								
48.0508	C	WELDING.....	24	21	20	12	11	17	16	20	0	21
51.1613	C	PRACTICAL NURSING.....				7	19	0	1	7	0	0
52.0302	C	ACCOUNTING.....	2			4	4	25	0	0	1	2
52.0401	C	OFFICE PROFESSIONS.....	12	3	13	24	14	3	4	1	0	0
52.0408	C	CLERK TYPIST.....	2	1	0	0	1	1	0	0	0	1
52.1401	C	MARKETING MANAGEMENT.....										
Subtotal Degree Level - Certificate			92	83	87	95	95	97	50	75	15	46
01.0102	AAS	AGRI-BUSINESS.....	16	9	4	10	11	6	6	2	10	8
01.0104	AAS	FARM & RANCH BUSINESS MANAGEMENT.....	3	2	0	0	5	1	0	0	0	0
01.0201	AAS	AGRICULTURE DIESEL EQUIPMENT.....	0	1	0	2	22	2	0	2	3	6
01.0302	AAS	PRODUCTION AGRICULTURE (EQUINE).....	33	45	49	11	12	12	20	13	9	13
01.0607	AAS	LANDSCAPE & TURF MANAGEMENT.....	6	6	1	5	2	5	6	7	6	7
15.0402	AAS	COMPUTER AND TELECOMMUNICATIONS TECHNOLOGY.....	4	4	8	7	3	9	4	0	0	0
20.0203	AAS	EARLY CHILDHOOD EDUCATION.....	9	6	10	4	7	3	9	8	2	13
47.0603	AAS	AUTO BODY REPAIR.....		1		1	1	2	1	1	2	1
47.0604	AAS	AUTOMOTIVE TECHNOLOGY.....				1	0	4	1	1	4	4
52.0201	AAS	BUSINESS ADMINISTRATION.....	28	37	36	3	2	5	4	4	11	6
52.0299	AAS	APPLIED MANAGEMENT.....				1	1	1	1	1		
52.0302	AAS	ACCOUNTING.....	21	19	6	1	3	2	1	4	5	3
52.0401	AAS	OFFICE PROFESSIONS.....	18	14	16	18	8	9	4	8	8	7
52.1401	AAS	MARKETING MANAGEMENT.....	11	7	8	7	12	12	6	11	11	12
Subtotal Degree Level - AAS			149	151	138	70	88	73	62	61	68	80
24.0101	AA	LIBERAL ARTS - A.A.....	100	86	107	158	155	147	139	76	87	69
24.0102	AGS	GENERAL STUDIES.....			2		1	2	30	26	42	32
24.0199	AS	LIBERAL ARTS - A.S.....								13	17	8
Subtotal Degree Level - AA/AS			100	86	109	158	156	149	169	115	146	109
** Total Degrees at NJC			341	320	334	323	339	319	281	251	229	235



Otero Junior College

Cip Code	Degree Title	Program Name	Fy83	Fy84	Fy85	Fy86	Fy87	Fy88	Fy89	Fy90	Fy91	Fy92
01.0104	C	FARM & RANCH BUSINESS MANAGEMENT.....			1	0	0	0	0	0	9	12
15.0101	C	DRAFTING TECHNOLOGY.....		3	1	2	4	1	1	1	2	0
20.0203	C	CHILDREN'S GROUP LEADER.....	2		0	0	1	1	1	1	7	10
48.0503	C	MACHINING TECHNOLOGY.....		3	1	1	7	8	3	2	5	
48.0508	C	WELDING.....	5	6	10	1	6	9	7	5	0	
49.0205	C	DIESEL TRUCK DRIVING.....	19	14	11	11	12	13	10	22	23	28
51.1613	C	PRACTICAL NURSING.....	8	20	19	13	19	19	19	19	19	10
51.1614	C	NURSING ASSISTANT.....			4	2	7	0	0	0	1	0
52.0302	C	ACCOUNTING CLERK.....	2	0	3	3	7	10	10	8	8	4
52.0401	C	SECRETARIAL SCIENCE.....	3	3	0	2						
52.0407	C	COMPUTER PROGRAMMER.....	1	0	0	2	7	2	5	1	7	3
52.1201	C	MICRO-COMPUTER OPERATIONS.....										
		Subtotal Degree Level - Certificate	37	50	49	33	51	46	36	40	81	67
01.0104	AAS	FARM & RANCH BUSINESS MANAGEMENT.....	4	4	1	0	0	1	0	0	0	0
15.0101	AAS	DRAFTING TECHNOLOGY.....	4	1	2	2	1	0	3	4	0	0
20.0203	AAS	EARLY CHILDHOOD EDUCATION & MANAGEMENT....	4	8	1	5	2	3	6	6	4	7
51.1501	AAS	ALCOHOL DRUG COUNSELOR TRAINING.....	40	44	42	0	0	0	0	0	0	0
51.1601	AAS	NURSING.....	21	20	24	21	14	18	14	15	23	29
52.0299	AAS	BUSINESS MANAGEMENT.....	2	6	2	4	5	5	4	1	3	0
52.0401	AAS	SECRETARIAL SCIENCE.....	3	4	3	3	9	5	4	6	2	10
52.0407	AAS	COMPUTER INFORMATION SPECIALIST.....	2	7	8	4	1	2	2	1	2	7
52.1201	AAS	BUSINESS MICRO-COMPUTER SPECIALIST.....				1	1	3	2	4	6	7
		Subtotal Degree Level - AAS	80	94	83	40	33	37	35	37	40	53
24.0101	AA	LIBERAL ARTS - A.A.....		49	51	55	84	36	60	57	54	68
24.0199	AS	LIBERAL ARTS - A.S.....	65			6	0	3	6	7	5	14
		Subtotal Degree Level - AA/AS	65	49	51	61	84	39	66	64	59	82
		** Total Degrees at OJC	182	193	183	134	168	122	137	141	180	202



Pikes Peak Community College

Cip Code	Degree Title	Program Name	Fy83	Fy84	Fy85	Fy86	Fy87	Fy88	Fy89	Fy90	Fy91	Fy92
01.0599	C	FARRIER SCIENCE/MASTER FARRIER.....	30	27	9	1						
01.0601	C	URBAN HORTICULTURE.....	4	1	3					6	29	17
08.1105	C	TRAVEL INDUSTRY.....				1	5	1	16	4	2	1
10.1004	C	BROADCASTING.....	7	0	4							
12.0403	C	COSMETOLOGY.....			0	3	3					
15.0304	C	OPTICS TECH. <D-LASER EL OP>.....	5	6	8			5	11	4	5	0
15.0405	C	ELECTRONIC EQUIPMENT REPAIR.....	2	3	3			0	1	0	7	3
15.0501	C	AIR CONDITIONING & REFRIGERATION TECH.....	3	4	1			0	5	7	4	2
15.0701	C	RISK & SAFETY MANAGEMENT.....	5	11	8			0	0	0	1	0
20.0203	C	EARLY CHILDHOOD EDUCATION.....	10	7	9			0	0	0	0	0
20.0401	C	FOOD MANAGEMENT.....	0	0	0			1	0	0	0	0
20.040102	C	FOOD PREP SCIENCE.....	1	13	18			7	16	16	13	11
22.0103	C	LEGAL ASSISTANT.....	56	39	22			0	0	5	1	1
43.0103	C	CRIMINAL JUSTICE ADMINISTRATION.....	9	4	1			0	0	0	0	0
43.0203	C	FIRE SCIENCE.....	4	4	9			10	6	3	1	0
46.0201	C	CARPENTRY.....	4	2								
46.0301	C	ELECTRICAL DISTRIBUTION.....		2								
46.0401	C	FACILITIES MANAGEMENT.....		4	4			3	3	1	2	1
47.0106	C	MAJOR APPLIANCE REPAIR.....	5	3				0	3	1	0	0
47.0603	C	AUTO BODY REPAIR.....	9	8	8			0	1	1	3	0
47.0604	C	AUTOMOTIVE TECHNOLOGY.....	8	10	8			5	10	8	10	9
47.0605	C	DIESEL POWER MECHANICS.....	1	1	2			0	0	1	0	1
48.0101	C	DRAFTING.....	4	1	0			1	2	4	4	2
48.0201	C	GRAPHIC ARTS.....	4	1	4			4	8	5	7	4
48.0303	C	UPHOLSTERY.....	7	10	6			1	3	3	2	1
48.0503	C	MACHINING TECHNOLOGY.....	6	3	0			0	1	15	1	1
48.0506	C	SHEET METAL PRECISION.....		1								
48.0508	C	WELDING.....	9	8	2			1	4	2	0	0
50.0402	C	COMMERCIAL ART.....				7					1	
51.0601	C	DENTAL ASSISTING.....	43	9	8			0	9	3	11	13
51.0904	C	EMERGENCY MEDICAL TRAINING (EMT-B).....	49	192	201			0	0	0	0	0
51.090402	C	EMERGENCY MEDICAL TRAINING (EMT-B).....				42		1				
51.1502	C	SOCIAL SERVICES TECHNICIAN.....	5	4	6			3	0	6	5	3
51.1613	C	PRACTICAL NURSING.....	22	31	14			22	13	14	30	28
52.0204	C	SUPERVISORY MANAGEMENT.....				2		1		4		
52.0299	C	BUSINESS MANAGEMENT.....	2					4				
52.0401	C	SUPERVISORY MANAGEMENT.....	4	16	21			22	18	15	10	8
52.0407	C	WORD PROCESSING.....	2	4	6			1	4	3	3	0
52.0408	C	CLERICAL.....	7	18	29			11	19	9	5	9
52.1201	C	MICROCOMPUTER SPECIALISTS.....				2		2	3	2		
52.1401	C	MARKETING MANAGEMENT.....		1	2							2



Pikes Peak Community College

Cip Code	Degree Title	Program Name	Fy83	Fy84	Fy85	Fy86	Fy87	Fy88	Fy89	Fy90	Fy91	Fy92
	Subtotal Degree Level - Certificate		323	448	416	144	106	139	158	144	158	117
01.0601	AAS	URBAN HORTICULTURE.....	2	3	8	4	0	1				
10.0104	AAS	BROADCASTING.....	12	16	14	5	9	6	14	11	12	4
15.0101	AAS	ARCHITECTURE & CONSTRUCTION TECHNOLOGY.....	8	8	6	6	1	10	10	4	10	6
15.0303	AAS	ELECTRONICS TECHNOLOGY.....	81	65	79	51	40	25	39	33	34	23
15.0304	AAS	OPTICS TECHNOLOGY.....	4	1	3	4	3	5	5	7	1	1
15.0405	AAS	ADVANCED MANUFACTURING SYSTEMS TECHNOLOGY.....				5	0	1	2	4	1	2
15.0501	AAS	AIR CONDITIONING, HEATING & REFRIG TECH.....	11	13	10	13	12	6	9	11	10	6
15.0701	AAS	RISK & SAFETY MANAGEMENT.....	11	8	7	6	1	2	2	1	0	6
15.0805	AAS	MECHANICAL DESIGN TECHNOLOGY.....	8	4	8	5	6	5	4	4	5	5
20.0203	AAS	EARLY CHILDHOOD EDUCATION.....	19	13	12	11	3	4	11	13	8	5
20.0401	AAS	FOOD MANAGEMENT.....	13	13	12	8	2	5	3	10	5	3
20.0404	AAS	DIETETIC TECHNICIAN.....	1	4	0	2						
22.0103	AAS	LEGAL ASSISTANT.....				37	23	22	25	27	28	2
43.0103	AAS	CRIMINAL JUSTICE ADMINISTRATION.....	70	56	40	7	4	3	3	2	2	2
43.0203	AAS	FIRE SCIENCE.....	13	5	5	0	1	0	0	0	0	0
47.0105	AAS	INTEGRATED CIRCUIT FABRICATION TECH.....	0	0	7	3	4	5	2	3	1	0
47.0106	AAS	MAJOR APPLIANCE REPAIR.....	5	5	7	1	4	2	4			
47.0302	AAS	HEAVY VEHICLE MECHANICS.....	2	12	8	0	3	2	4			
47.0603	AAS	AUTO BODY REPAIR.....	10	9	10	3	9	8	3	1	4	4
47.0604	AAS	AUTOMOTIVE TECHNOLOGY.....	65	46	41	29	23	23	32	21	16	16
47.0609	AAS	AVIATION MAINTENANCE MANAGEMENT.....				2	1	3	3	3	3	10
48.0201	AAS	GRAPHIC ARTS.....	15	12	7	13	9	7	15	5	10	10
48.0503	AAS	MACHINING TECHNOLOGY.....	20	17	3	10	6	5	2	3	6	5
48.0508	AAS	WELDING.....	16	27	11	15	7	4	7	5	6	4
49.0104	AAS	AVIATION ADMINISTRATION.....	6	4	2	0						
50.0402	AAS	COMMERCIAL ART.....	29	27	18	21	16	16	13	7	15	13
51.0601	AAS	DENTAL ASSISTING.....	6	5	7	6	5	4	8	5	2	5
51.1502	AAS	SOCIAL SERVICES TECHNICIAN.....	21	5	10	4	9	13	3	10	13	5
51.1601	AAS	NURSING.....	29	31	39	48	63	79	58	75	48	60
52.0299	AAS	BUSINESS MANAGEMENT.....	41	45	40	27	20	33	26	30	14	23
52.0302	AAS	ACCOUNTING.....	18	22	13	19	15	16	18	7	9	16
52.0401	AAS	OFFICE INFORMATION TECHNOLOGY.....	14	30	8	22	15	9	13	10	8	9
52.0403	AAS	LEGAL INFORMATION TECHNOLOGY.....	0	0	7	0	6	4	6	1	13	0
52.0803	AAS	FINANCIAL SERVICES.....							2	1	2	1
52.1201	AAS	COMPUTER INFORMATION TECHNOLOGY.....	44	65	54	62	20	27	28	14	11	14
52.1401	AAS	MARKETING MANAGEMENT.....	22	13	17	15	6	14	8	4	7	9

Pikes Peak Community College

Cip Code	Degree Title	Program Name	Fy83	Fy84	Fy85	Fy86	Fy87	Fy88	Fy89	Fy90	Fy91	Fy92
		Subtotal Degree Level - AAS	616	584	506	463	342	367	378	332	304	296
24.0101	AA	LIBERAL ARTS - A.A.	186	153	39	46	27	42	30	31	30	37
24.0102	AGS	GENERAL STUDIES	89	61	132	103	113	196	183	188	202	253
24.0199	AS	LIBERAL ARTS - A.S.	38	27	25	16	9	17	11	12	15	18
		Subtotal Degree Level - AA/AS	313	241	196	165	149	255	224	231	247	308
**		Total Degrees at PPCC	1252	1273	1118	772	597	761	760	707	709	721



Pueblo Community College

Cip Code	Degree Title	Program Name	Fy83	Fy84	Fy85	Fy86	Fy87	Fy88	Fy89	Fy90	Fy91	Fy92
01.0104	C	FARM & RANCH BUSINESS MANAGEMENT.....								24	13	9
10.0104	C	BROADCASTING & PRODUCTION TECHNOLOGY.....										7
12.0403	C	COSMETOLOGY.....						4	4	1		
15.0303	C	ELECTRONICS TECHNOLOGY.....	0	12	17	9	11	4	0	0	0	0
15.0501	C	REFRIGERATION & AIR CONDITIONING TECH.....	10	11	8	7	6	5	2	3	6	1
20.0401	C	FOOD MANAGEMENT, PRODUCTION & SERVICE.....	27			1	0	0	0	0	2	2
43.0103	C	CRIMINAL JUSTICE.....	0	0	0	1	0	1	0	0	0	2
46.9999	C	CONSTRUCTION MANAGEMENT.....			2	1		3				
47.0603	C	AUTO BODY REPAIR.....	8	4	15	3	3	3	3	0	1	2
47.0604	C	AUTO TECHNOLOGY.....	8	8	8	5	6	2	2	2	1	0
47.0605	C	DIESEL MECHANICS.....	9	19	8	5	3	2	3	0	0	1
48.0101	C	DRAFTING TECHNOLOGY.....	13	6	4	6	5	8	1			3
48.0503	C	MACHINING TECHNOLOGY.....	1	4	1	1	0	4	10	8	1	5
48.0508	C	WELDING.....	2	3	0	0	2	0	3	2	0	0
51.0909	C	SURGICAL TECHNOLOGY.....								3	5	5
51.1502	C	PSYCHIATRIC TECHNICIAN.....	41	41	13	9	2	5	0	0	6	0
51.1613	C	PRACTICAL NURSING.....	59	67	45	17	43	56	60	47	49	57
52.0401	C	BUSINESS & OFFICE TECHNOLOGIES.....	25	23	27	26	30	10	21	6	6	7
52.1201	C	COMPUTER INFORMATION SYSTEMS.....		3	9	9	6	2	8	7	4	9
Subtotal Degree Level - Certificate			203	201	164	102	122	105	118	103	94	110
15.0303	AAS	ELECTRONICS TECHNOLOGY.....	31	15	51	19	22	16	18	13	16	14
15.0501	AAS	REFRIGERATION & AIR CONDITIONING TECH.....	5	11	11	5	6	3	3	3	5	4
20.0401	AAS	FOOD MANAGEMENT, PRODUCTION & SERVICE.....				1	5	3	2	2	10	12
43.0103	AAS	CRIMINAL JUSTICE.....		1	1	5	35	33	31	16	41	30
46.9999	AAS	CONSTRUCTION TRADES TECHNOLOGY.....	7	4	9	4	4	0	0	3	1	0
47.0603	AAS	AUTO BODY REPAIR.....	1	0	1	1	1	0	0			
47.0604	AAS	AUTO TECHNOLOGY.....	9	5	13	4	4	4	4	3	4	2
47.0605	AAS	DIESEL MECHANICS.....	19	1	8	4	4	0	3	1	0	0
48.0101	AAS	DRAFTING TECHNOLOGY.....			3	5	5	6	6	4	8	3
48.0503	AAS	MACHINING TECHNOLOGY.....	7	5	6	6	2	3	2	0	2	4
48.0508	AAS	WELDING.....	17	14	9	2	2	4	7	5	0	5
51.0602	AAS	DENTAL HYGIENE.....	16	14	8	7	17	7	10	9	12	16
51.0803	AAS	OCCUPATIONAL THERAPY ASSISTANT.....				8	8	16	17	14	9	20
51.0806	AAS	PHYSICAL THERAPIST ASSISTANT.....									13	15
51.0907	AAS	RADIOLOGIC TECHNOLOGY.....	9	0	16	12	13	13	7	12	13	18
51.0908	AAS	RESPIRATORY CARE.....	7	7	13	5	8	14	5	1	5	12
51.1601	AAS	NURSING.....				26	41	32	57	63	68	50
52.0299	AAS	BUSINESS MANAGEMENT.....					13	15	13	12	13	8
52.0302	AAS	ACCOUNTING.....								4	4	5

Pueblo Community College

Cip Code	Degree Title	Program Name	Fy83	Fy84	Fy85	Fy86	Fy87	Fy88	Fy89	Fy90	Fy91	Fy92
52.0401	AAS	BUSINESS & OFFICE TECHNOLOGIES.....	23	22	17	20	16	11	23	14	12	26
52.0701	AAS	SMALL BUSINESS MANAGEMENT.....			2							
52.1201	AAS	COMPUTER INFORMATION SYSTEMS.....			6	10	13	20	15	13	8	9
		Subtotal Degree Level - AAS	151	99	172	146	219	200	223	192	244	253
24.0101	AA	LIBERAL ARTS - A.A.....						3		1	5	11
24.0102	AGS	LIBERAL ARTS - A.G.S.....						0	1	7	11	10
24.0199	AS	LIBERAL ARTS - A.S.....									1	2
		Subtotal Degree Level - AA/AS	0	0	0	0	0	3	1	8	17	23
	**	Total Degrees at PCC	354	300	336	248	341	308	342	303	355	386



Red Rocks Community College

Cip Code	Degree Title	Program Name	Fy83	Fy84	Fy85	Fy86	Fy87	Fy88	Fy89	Fy90	Fy91	Fy92
15.0201	C	CIVIL ENGINEERING TECHNOLOGY.....	5									
15.0303	C	ELECTRONIC DIGITAL TECHNOLOGY.....	72	7	9	3	6	2	35	13	15	2
15.0405	C	AUTOMATION SYSTEMS & ROBOTICS.....					0		3	2	4	
15.0505	C	SOLAR ENERGY TECHNOLOGY.....	4	2	6	2	2	2	1	0	1	1
15.1103	C	HYDRAULIC PNEUMATIC TECHNOLOGY.....	2	6	9	0	2	1	1	3	6	5
20.0203	C	EARLY CHILDHOOD CENTER DIRECTOR.....								2	1	
20.0401	C	COMMERCIAL FOOD SERVICE MANAGEMENT.....	0					1				
43.0103	C	CRIMINAL INVESTIGATIONS.....	0	0	0	0	0	0	0	0	4	6
43.0107	C	LAW ENFORCEMENT.....	1	1	4		3	5	2	4		0
46.0101	C	BRICKLAYING.....	0	1	1	0	0	0	0	0	0	
46.0201	C	CARPENTRY.....	7	1	18	22	5	1	5	3	0	0
46.0302	C	ELECTRICITY: INDUSTRIAL/COMMERCIAL.....	6	4	5	4	2	3	2	2	3	1
46.0501	C	PLUMBING.....	3	0	4	1	6	2	4	5	3	1
47.0302	C	HEAVY EQUIP. OPERATION-PREVENT. MAINTEN.....	6	9	5	4						
47.0604	C	AUTOMOTIVE TECHNOLOGY.....	0	3	1	0	2	23	31	18	21	7
47.0605	C	DIESEL POWER TECHNOLOGY.....	12	5	6	5	7	0	4	3	3	5
48.0101	C	DRAFTING TECHNOLOGY.....		2	3	5	2	5	9	2	1	
48.0508	C	WELDING & FABRICATION.....	2	1	1	0	0	1	0	1	0	1
51.1615	C	NURSE AIDE / HOME HEALTH AIDE.....										
51.1699	C	RN REFRESHER PROGRAM - CERTIFIED.....										
52.0299	C	MANAGEMENT.....	6	5	10	4	12	1	9	6	5	2
52.0302	C	ACCOUNTING.....	3	5	5	19	8	14	12	10	28	11
52.0401	C	OFFICE CAREERS.....										
52.1201	C	COMPUTER INFORMATION SYSTEMS.....								1	3	6
52.1401	C	MARKETING.....									1	2
52.1501	C	REAL ESTATE.....	0	0	0	0	0	0	0	3	0	0
Subtotal Degree Level - Certificate			129	52	87	69	57	69	118	107	152	139
10.0101	AAS	AUDIO-VISUAL TECHNOLOGY.....	3	6	4	2	1					
15.0201	AAS	CIVIL ENGINEERING TECHNOLOGY.....	16	2	0	2						
15.0303	AAS	ELECTRONIC DIGITAL TECHNOLOGY.....	49	62	38	58	29	33	25	27	26	23
15.0404	AA	OPTICS TECHNOLOGY.....	2	5								
15.0505	AAS	SOLAR ENERGY TECHNOLOGY.....	60	42	31	21	10	3	1	2	1	0
15.0506	AAS	WATER-WASTEWATER TECHNOLOGY.....	11	11	10	6	9	8	3	4	2	11
15.0903	AAS	PETROLEUM TECHNOLOGY.....	4	8	5	3	1	0	0	0		
15.1102	AAS	SURVEYING.....	11	6	4	8	2	5	4	3	1	3
15.1103	AAS	HYDRAULIC PNEUMATIC TECHNOLOGY.....	1	2	4	2	2	2	4	5	2	2
20.0203	AAS	EARLY CHILDHOOD EDUCATION AND MANAGEMENT..	4	5	6	2	3					
43.0103	AAS	CRIMINAL JUSTICE.....	17	19	21	23	23	24	18	16	23	18
43.0201	AAS	FIRE SCIENCE TECHNOLOGY.....										24

123

122

Red Rocks Community College

Cip Code	Degree Title	Program Name	Fy83	Fy84	Fy85	Fy86	Fy87	Fy88	Fy89	Fy90	Fy91	Fy92
43.0203	AAS	FIRE SCIENCE TECHNOLOGY.....	24	18	64	26	23	11	8	12	15	0
46.0101	AAS	BRICKLAYING.....	2	4	1	1	0	1	1			
46.0201	AAS	CARPENTRY.....	13	8	5	5	9	7	2	1	2	0
46.0302	AAS	ELECTRICITY: INDUSTRIAL/COMMERCIAL.....	14	11	9	2	7	7	5	3	3	2
46.0501	AAS	PLUMBING.....		2	1	4	1					
47.0302	AAS	HEAVY EQUIP. OPERATION-PREVENT. MAINTEN.....	3	2	2	0	1					
47.0604	AAS	AUTOMOTIVE TECHNOLOGY.....	8	5	4	10	4	3	2	1	1	1
47.0605	AAS	DIESEL POWER TECHNOLOGY.....	9	3	3	5	0	2	1	3	6	0
48.0101	AAS	DRAFTING TECHNOLOGY.....		8	6	6	10	14	13	11	14	7
48.0508	AAS	WELDING & FABRICATION.....	4	7	1	1	1	3	1	0	1	2
52.0299	AAS	MANAGEMENT.....	21	21	14	12	10	0	0	0	1	8
52.0302	AAS	ACCOUNTING.....	10	15	12	17	6	18	17	11	14	16
52.0401	AAS	OFFICE CAREERS.....	7	3	0	9	14	4	11	5	19	10
52.0803	AAS	FINANCIAL SERVICE.....										1
52.0903	AAS	RECREATIONAL LEADERSHIP.....	4	4	4	4						
52.1201	AAS	COMPUTER INFORMATION SYSTEMS.....	2	3	12	5	7	9	7	7	12	14
52.1401	AAS	MARKETING.....	5	0	0	3	1	9	22	14	14	1
52.1501	AAS	REAL ESTATE.....	2	2	1	4	3	0	0	0	1	0
		Subtotal Degree Level - AAS	306	284	262	241	177	163	144	125	158	143
24.0101	AA	LIBERAL ARTS - A.A.....	43	70	49	21	58	50	78	57	71	72
24.0102	AGS	GENERAL STUDIES.....				21	24	25	21	30	45	22
24.0199	AS	LIBERAL ARTS - A.S.....	32	28	21	11	24	25	25	18	30	20
		Subtotal Degree Level - AA/AS	75	98	70	53	106	100	124	105	146	114
**		Total Degrees at RRCC	510	434	419	363	340	332	386	337	456	396

Trinidad State Junior College

Cip Code	Degree Title	Program Name	Fy83	Fy84	Fy85	Fy86	Fy87	Fy88	Fy89	Fy90	Fy91	Fy92
12.0403	C	COSMETOLOGY.....		10	14	13	8	2	3	5	2	1
15.0201	C	CIVIL TECHNOLOGY.....	13					0		2	4	4
15.0701	C	OCCUPATIONAL SAFETY ADMINISTRATION TECH.....				1		1				
15.1102	C	SURVEYING & SOIL TESTING.....					7	3	5	61	79	76
43.0107	C	COLORADO LAW ENFORCEMENT TRAINING ACADEMY.						50	5	8	0	0
46.9999	C	BUILDING TRADES.....		15	7	1	8	9	2	2	0	0
47.0302	C	HEAVY EQUIPMENT MECHANICS.....	5	13	9	15	5	12	4	3	4	8
47.0402	C	GUNSMITHING.....	11									
47.0404	C	MUSIC INSTRUMENT REPAIR TECHNOLOGY.....	1	0	2	0	0	7	11	8	1	3
47.0603	C	AUTO BODY REPAIR.....	5	3	5	6	8	6	4	7	8	2
47.0604	C	AUTO MECHANICS.....	6	11	11	7	7	6	4	7	8	2
48.0101	C	DRAFTING & DESIGN TECHNOLOGY.....	1	1	0	1	1	0	0	1	2	0
48.0508	C	WELDING.....	9	6	9	5	1	4				
51.1613	C	PRACTICAL NURSING.....		11	8	12	6	3	18	14	30	24
52.0401	C	SECRETARIAL.....	6	0	3	9	10	6	2		2	3
52.0408	C	CLERICAL.....					0					
		Subtotal Degree Level - Certificate	57	70	72	69	62	103	103	111	132	121
03.0299	AAS	SOIL CONSERVATION TECHNOLOGY.....	3	3	6	2	2	1	0	0	0	0
15.0201	AAS	CIVIL ENGINEERING TECHNOLOGY.....	5	0	0	4	2	3	4	2	3	3
15.0303	AAS	ELECTRONICS.....	16	27	24	33	21	17	20	14	10	10
15.0402	AAS	COMPUTER MAINTENANCE.....	11	13	24	26	19	11	11	8	2	6
15.0701	AAS	OCCUPATIONAL SAFETY ADMINISTRATION TECH.....								4	4	5
43.0103	AAS	CRIMINAL JUSTICE.....	8	7	9	6	13	13	12	13	5	8
46.9999	AAS	BUILDING TRADES.....	7	9	2	3	0	0	1	12	0	0
47.0302	AAS	HEAVY EQUIPMENT MECHANICS.....	2	2	1	1	2	1	1	2	0	0
47.0402	AAS	GUNSMITHING.....	45	42	34	20	34	18	19	15	16	23
47.0603	AAS	AUTO BODY REPAIR.....	1	0	3	0	0	5	1	9	0	1
47.0604	AAS	AUTO MECHANICS.....		3	2	3	2	2	1	10	2	3
48.0101	AAS	DRAFTING & DESIGN TECHNOLOGY.....	5	11	5	4	7	3	1	3	0	1
48.0508	AAS	WELDING.....	2	0	0	0	0	0				
51.1601	AAS	NURSING.....	10	8	9	10	11	6	9	11	14	28
52.0401	AAS	SECRETARIAL.....	18	11	19	1	2	5	5	7	8	4
52.1201	AAS	COMPUTER INFORMATION SYSTEMS.....	14	14	14	8	2	8	4	5	5	3
		Subtotal Degree Level - AAS	147	130	152	121	117	93	89	115	69	95
24.0101	AA	LIBERAL ARTS - A.A.....	17	23	11	43	24	59	35	42	56	60
24.0102	AGS	GENERAL STUDIES.....	24	16	15	18	17	0	1	6	3	2



Trinidad State Junior College

Cip Code	Degree Title	Program Name	Fy83	Fy84	Fy85	Fy86	Fy87	Fy88	Fy89	Fy90	Fy91	Fy92
24.0199	AS	LIBERAL ARTS - A.S.....	11	6	5	8	5	0	0	1	7	6
		Subtotal Degree Level - AA/AS	52	45	31	69	46	59	36	49	66	68
		** Total Degrees at TSJC	256	265	255	259	225	255	228	275	267	284

University of Colorado - Boulder

Cip Code	Degree Title	Program Name	Fy83	Fy84	Fy85	Fy86	Fy87	Fy88	Fy89	Fy90	Fy91	Fy92
03.0101	BA	ENVIRONMENTAL CONSERVATION.....	68	46	52	48	0	28	0	41	62	99
04.0401	B-ENVD	ENVIRONMENTAL DESIGN.....	120	71	98	86	107	95	96	81	101	82
05.0102	BA	AMERICAN STUDIES.....	2	8	16	24	16	16	12	25	24	22
05.0103	BA	ASIAN STUDIES.....	12	11	6	7	3	6	8	6	6	3
05.0105	BA	CENTRAL & EAST EUROPEAN STUDIES.....	5	8	5	6	12	14	10	14	14	15
05.0107	BA	LATIN AMERICAN STUDIES.....	1	2	0	0	1	2	1	0	4	2
05.0108	BA	AFRICAN AND MIDDLE EASTERN STUDIES.....	3	1	1	0	0	0	4	0	0	0
05.0201	BA	AFRO-AMERICAN STUDIES.....	0	0	1	0	1	0	0	0	2	0
09.0101	BA	COMMUNICATION.....	98	77	78	88	92	127	178	204	215	219
09.0401	BS	JOURNALISM.....	145	171	175	164	176	183	196	218	201	181
11.0101	BS	COMPUTER SCIENCE.....						63	53	26	35	42
11.0401	BS	INFORMATION SYSTEMS.....	39	55	59	0	0	0	0	0	0	0
13.1202	BS	TEACHER EDUCATION-ELEMENTARY.....	78	4	0	1						
13.1205	BS	TEACHER EDUCATION-SECONDARY.....	5	3								
13.1302	BA/BFA	ART EDUCATION.....	12	4	1	4	3	4				
13.1312	B.M.ED	MUSIC EDUCATION.....	15	10	15	10	9	9	5	11	15	16
14.0201	BS	AEROSPACE ENGINEERING SCIENCES.....	48	33	63	71	76	80	111	109	111	103
14.0401	BS	ARCHITECTURAL ENGINEERING.....	60	42	38	50	44	56	46	27	39	33
14.0701	BS	CHEMICAL ENGINEERING.....	72	84	66	51	44	44	26	31	27	27
14.0801	BS	CIVIL ENGINEERING.....	46	58	47	41	26	34	30	27	30	22
14.0901	BS	ELECTRICAL & COMPUTER ENGINEERING.....	35	43	63	86	84	78	66	52	47	30
14.1001	BS	ELECTRICAL ENGINEERING.....	77	60	70	45	65	86	44	86	72	43
14.1201	BS	ENGINEERING PHYSICS.....	13	12	12	9	20	15	17	10	10	17
14.1901	BS	MECHANICAL ENGINEERING.....	87	72	74	56	53	53	59	67	54	48
16.0102	BA	LINGUISTICS.....	3	14	7	2	8	5	8	10	4	3
16.0301	BA	CHINESE.....	4	2	2	2	3	5	5	4	3	6
16.0302	BA	JAPANESE.....		3	8	10	5	5	3	4	4	11
16.0402	BA	RUSSIAN & SLAVIC LANGUAGES & LIT.....	4	4	3	4	9	4	4	7	5	2
16.0501	BA	GERMANIC STUDIES.....	17	14	20	8	13	8	12	9	14	12
16.0901	BA	FRENCH.....	21	10	24	20	19	17	24	24	31	20
16.0902	BA	ITALIAN.....	2	2	2	2	2	6	5	4	4	1
16.0905	BA	SPANISH.....	26	27	14	20	30	24	19	24	26	29
16.1201	BA	CLASSICS.....	8	6	8	8	5	6	8	5	5	6
23.0101	BA	ENGLISH.....	97	107	103	137	141	152	173	235	240	260
24.0103	BA	HUMANITIES.....	10	18	8	11	18	22	24	33	31	46
26.0101	BA	ENVIRONMENTAL POPULATION ORGANIS. '10L..	128	134	128	105	122	113	109	132	124	132
26.0402	BA	MOLECULAR, CELLULAR & DEVELOPMENTAL BIOLOGY	82	83	63	67	66	83	70	71	76	71
27.0101	BA	MATHEMATICS.....	47	71	77	51	51	66	42	59	47	43
27.0301	BS	APPLIED MATHEMATICS.....	17	17	16	15	21	17	22	10	12	8
30.9999	BA	DISTRIBUTED STUDIES.....	51	60	78	87	78	49	39	79	53	44
30.999902	BA	INDIVIDUALLY STRUCTURED MAJOR.....	6	5	9	0	0	0	7	4	1	5
31.0301	BS	RECREATION.....	77	74	97	80	68	24	0	0	0	0

University of Colorado - Boulder

Cip Code	Degree Title	Program Name	Fy83	Fy84	Fy85	Fy86	Fy87	Fy88	Fy89	Fy90	Fy91	Fy92
31.0505	BA	KINESIOLOGY.....	37	49	65	64	54	63	78	96	86	104
38.0101	BA	PHILOSOPHY.....	16	17	28	24	23	23	26	32	27	39
38.0201	BA	RELIGIOUS STUDIES.....	7	8	11	8	6	9	8	5	10	8
40.0501	BA	CHEMISTRY.....	50	49	42	45	29	30	26	41	34	38
40.0601	BA	GEOLOGY.....	76	82	55	46	36	20	15	13	12	9
40.0801	BA	PHYSICS.....	24	19	21	19	22	24	15	28	30	27
42.0101	BA	PSYCHOLOGY.....	197	190	190	241	234	264	309	341	338	383
45.0201	BA	ANTHROPOLOGY.....	43	49	36	27	40	46	50	55	60	75
45.0601	BA	ECONOMICS.....	150	153	141	150	185	174	179	195	181	136
45.0701	BA	GEOGRAPHY.....	30	32	39	34	77	46	55	43	43	63
45.0801	BA	HISTORY.....	84	89	89	78	89	109	119	131	112	148
45.0901	BA	INTERNATIONAL AFFAIRS.....	70	58	50	84	72	91	89	126	136	119
45.1001	BA	POLITICAL SCIENCE.....	151	125	141	134	140	167	180	203	228	248
45.1101	BA	SOCIOLOGY.....	43	40	37	38	70	75	64	90	108	130
50.0301	BA/BFA	DANCE.....	7	6	5	4	3	6	5	2	6	6
50.0501	BA/BFA	THEATRE.....	13	14	23	14	26	10	25	24	24	23
50.0601	BA/BFA	FILM STUDIES.....							4	12	10	31
50.0701	BA/BFA	FINE ARTS.....	59	60	69	64	73	83	86	97	102	100
50.0901	B.MUS	MUSIC.....	25	31	30	26	35	19	24	20	16	19
50.9999	BA.MUS	ARTS IN MUSI.....	10	12	11	21	0	11	16	19	14	12
51.0201	BA	COMMUNICATIO. DISORDERS & SPEECH SCIENCE..	27	19	21	22	22	20	13	29	27	25
51.2001	BS	PHARMACY.....	64	47	52	47	48	55	54	82	71	
52.0201	BS	BUSINESS ADMINISTRATION.....				621	739	770	718	647	703	749
52.0205	BS	PRODUCTION AND OPERATIONS MANAGEMENT.....	3	5	1							
52.0301	BS	ACCOUNTING.....	91	102	64							
52.0701	BS	SMALL BUS. MANGT. AND ENTREPRENEURSHIP.....	5	13	15							
52.0801	BS	FINANCE.....	151	165	208							
52.0903	BS	TRANSPORTATION AND DISTRIBUTION MANAGEMENT	14	11	11							
52.1001	BS	PERSONNEL-HUMAN RESOURCES MANAGEMENT.....	8	9	26							
52.1003	BS	ORGANIZATIONAL MANAGEMENT.....	11	10	10							
52.1101	BS	INTERNATIONAL BUSINESS.....	12	26	23							
52.1401	BS	MARKETING.....	112	117	138							
52.1501	BS	REAL ESTATE.....	16	11	12							
52.9999	BS	MINERALS LAND MANAGEMENT.....	34	34	18							
Subtotal Degree Level - Bachelor			3281	3178	3289	3287	3515	3714	3694	4077	4127	4218
09.0101	MA	COMMUNICATION.....	6	8	1	0	0	0	0	0	1	0
09.0401	MA	JOURNALISM.....	10	17	11	10	16	13	16	21	25	15
11.0101	MS	COMPUTER SCIENCE.....	22	22	32	23	38	52	34	48	63	67
11.0401	MS	MANAGEMENT SCIENCE.....	2	2	4	0	0	0	0	0	0	0



University of Colorado - Boulder

Cip Code	Degree Title	Program Name	Fy83	Fy84	Fy85	Fy86	Fy87	Fy88	Fy89	Fy90	Fy91	Fy92
13.0301	MA	EDUC-INSTRUCTION AND CURRICULUM.....	24	17	14	15	37	24	41	50	60	74
13.030102	ED.S	EDUC-INSTRUCTION AND CURRICULUM.....							3	1		
13.0401	MA	ADMINISTRATION SUPERVISION CURRICULUM DEV.	18	24	28	24						
13.0802	MA	EDUC-EDUCATIONAL/PSYCHOLOGICAL STUDIES....	41	49	35	54	44	32	24	7	8	6
13.0901	MA	ED-SOCIAL MULTICUL. & BILINGUAL FOUNDATI..	26	12	40	17	12	19	43	35	45	34
13.1302	MA	ART EDUCATION.....			1	2	1			2	2	1
13.1312	M.M.ED	MUSIC EDUCATION.....	5	7	3	2	3	6	5	7	7	3
14.0101	ME	ENGINEERING.....	1	3	3	1	4	15	23	38	47	47
14.0201	MS	AEROSPACE ENGINEERING SCIENCES.....	14	9	7	10	14	26	20	42	57	43
14.0701	MS	CHEMICAL ENGINEERING.....	9	8	16	13	12	11	8	9	4	3
14.0801	MS	CIVIL ENGINEERING.....	36	50	38	41	50	57	62	44	57	45
14.1001	MS	ELECTRICAL ENGINEERING.....	31	25	19	31	28	86	58	70	59	70
14.100102	MS	TELECOMMUNICATIONS.....	13	30	25	37	41	0	55	68	34	39
14.1901	MS	MECHANICAL ENGINEERING.....	10	13	9	13	16	9	8	12	7	15
16.0102	MA	LINGUISTICS.....	7	6	8	2	3	3	4	15	6	15
16.0301	MA	CHINESE.....										1
16.0402	MA	RUSSIAN & SLAVIC LANGUAGES & LIT.....	1	0	0	0	1	0	1	0	0	
16.0501	MA	GERMAN.....		3	5	4	5	5	4	5	1	
16.0901	MA	FRENCH.....	2	3	6	7	0	2	0	6	7	5
16.0905	MA	SPANISH.....	3	11	0	4	0	2	11	8	9	7
16.1201	MA	CLASSICS.....	5	5	2	5	3	4	6	6	4	4
23.0101	MA	ENGLISH.....	12	13	15	17	21	14	23	21	39	32
23.0301	MA	COMPARATIVE LITERATURE.....	2	0	0	2	2	0	0	3	4	2
26.0101	MA	ENVIRONMENTAL POPULATION ORGANIS. BIOL..	16	8	3	17	3	9	5	4	9	4
26.0402	MA	MOLECULAR,CELLULAR & DEVELOPMENTAL BIOLOGY	3	2	0	1	1	2	1	1	1	1
27.0101	MA	MATHEMATICS.....	4	5	1	3	4	12	5	8	8	5
27.0301	MS	APPLIED MATHEMATICS.....	5	6	6	3	2	5	12	4	1	4
30.0101	MBS	BASIC SCIENCE.....	8	5	4	5	7	10	3	6	6	9
31.0505	MS	KINESIOLOGY.....	19	24	14	12	9	13	5	14	16	14
38.0101	MA	PHILOSOPHY.....	6	5	2	3	7	10	5	7	2	4
38.0201	MA	RELIGIOUS STUDIES.....				1	1	2	4	0	3	6
40.0501	MS	CHEMISTRY.....	6	7	9	11	5	12	4	7	9	7
40.0601	MS	GEOLOGY.....	20	11	28	19	24	18	15	16	11	9
40.0703	MS	ASTRO-PHYS. PLANETARY & ATMOSPHERIC SCIE..	8	7	10	5	0	2	6	3	9	3
40.0801	MS	PHYSICS.....	13	12	15	20	13	18	14	12	14	17
42.0101	MA	PSYCHOLOGY.....	18	26	27	25	22	21	35	20	31	23
45.0201	MA	ANTHROPOLOGY.....	9	3	5	6	9	8	9	11	10	8
45.0601	MA	ECONOMICS.....	40	39	31	31	17	23	30	25	21	14
45.0701	MA	GEOGRAPHY.....	10	9	13	7	2	16	9	13	13	7
45.0801	MA	HISTORY.....	4	4	8	4	2	7	13	11	6	13
45.1001	MA	POLITICAL SCIENCE.....	2	3	3	3	1	7	6	4	10	13
45.1101	MA	SOCIOLOGY.....	4	3	2	2	3	3	8	8	6	2

University of Colorado - Boulder

cip Code	Degree Title	Program Name	Fy83	Fy84	Fy85	Fy86	Fy87	Fy88	Fy89	Fy90	Fy91	Fy92
50.0301	MFA	DANCE.....	5	2	2	0	7	5	1	3	1	2
50.0501	MA	THEATRE.....	1	4	3	5	0	1	5	5	3	1
50.0701	MA/MFA	FINE ARTS.....	19	24	21	20	19	12	15	20	26	21
50.0901	M. MUS	MUSIC.....	28	20	17	24	19	21	34	18	16	17
51.0201	MA	COMMUNICATION DISORDERS & SPEECH SCIENCE.....	16	19	19	15	27	26	22	23	25	27
51.2001	MS	PHARMACEUTICAL SCIENCES.....	4	6	1	2						
52.0201	MS/MBA	BUSINESS ADMINISTRATION.....	106	143	129	131	161	177	171	162	208	268
52.0301	MS	ACCOUNTING.....	2	9	4							
52.0801	MS	FINANCE.....			2							
Subtotal Degree Level - Master			676	743	701	709	712	820	888	923	1011	1027
22.0101	JD	LAW.....	152	142	176	151	143	160	146	136	145	151
Subtotal Degree Level - First Prof			152	142	176	151	143	160	146	136	145	151
09.0101	PH.D	COMMUNICATION.....	2	7	10	7	4	1	1	0	1	0
11.0101	PH.D	COMPUTER SCIENCE.....	1	2	1	2	4	1	2	7	10	14
13.0301	PH.D	EDUC-INSTRUCTION AND CURRICULUM.....	4	1	3	5	26	12	11	8	2	2
13.0401	PH.D	ADMINISTRATION SUPERVISION CURRICULUM DEV.....	16	32	12	20	0	0	0	0	3	0
13.0601	PH.D	EDUC-RESEARCH AND EVALUATION METHODOLOGY.....	1	2	1	2	2	2	2	2	2	7
13.0802	PH.D	EDUC-EDUCATIONAL/PSYCHOLOGICAL STUDIES.....	14	19	9	11	12	11	9	5	6	5
13.0901	PH.D	ED-SOCIAL MULTICUL. & BILINGUAL FOUNDATI.....	12	11	4	5	6	2	8	3	6	
13.1312	PH.D	MUSIC - MUSIC EDUCATION.....	3	2	1	1	1	1	1	2	1	1
14.0201	PH.D	AEROSPACE ENGINEERING SCIENCES.....	1	0	3	8	9	1	6	11	15	7
14.0701	PH.D	CHEMICAL ENGINEERING.....	2	2	4	4	5	7	7	3	9	2
14.0801	PH.D	CIVIL ENGINEERING.....	2	9	4	9	7	9	10	16	17	8
14.1001	PH.D	ELECTRICAL ENGINEERING (CU SYS).....	7	1	7	3	9	9	18	16	17	15
14.1901	PH.D	MECHANICAL ENGINEERING.....	3	2	1	0	0	3	6	3	6	4
16.0102	PH.D	LINGUISTICS.....	1	0	1	0	2	1	1	2	1	1
16.0501	PH.D	GERMAN.....	1	0	0	0	0	0	0	0	0	1
16.0901	PH.D	FRENCH.....	3	1	0	0	2	2	1	5	0	1
16.0905	PH.D	SPANISH.....	2	1	3	2	4	0	1	3	2	2
16.1201	PH.D	CLASSICS.....		1	2			2				1
23.0101	PH.D	ENGLISH.....	3	6	5	3	2	1	5	3	7	4
23.0301	PH.D	COMPARATIVE LITERATURE.....	1	2	2	1	1	2	0	0	0	2
26.0101	PH.D	ENVIRONMENTAL POPULATION ORGANIS. BIOL.....	8	5	10	6	7	8	5	3	5	9
26.0402	PH.D	MOLECULAR, CELLULAR & DEVELOPMENTAL BIOLOGY.....	10	8	6	13	5	12	4	9	9	7
27.0101	PH.D	MATHEMATICS.....	4	5	1	6	2	4	2	4	9	5
27.0301	PH.D	APPLIED MATHEMATICS (CU SYS).....	1			1	0	0	0	0	1	1



University of Colorado - Boulder

Cip Code	Degree Title	Program Name	Fy83	Fy84	Fy85	Fy86	Fy87	Fy88	Fy89	Fy90	Fy91	Fy92
38.0101	PH.D	PHILOSOPHY.....	2	2	3	2	3	3	4	3	0	1
40.0501	PH.D	CHEMISTRY.....	17	25	15	13	14	25	20	29	24	19
40.0506	PH.D	CHEMICAL PHYSICS.....	2	3	4	3	4	3	2	2	3	0
40.0601	PH.D	GEOLOGY.....	5	9	8	6	7	6	6	11	14	7
40.0603	PH.D	GEOPHYSICS.....	1	1	1	4	2	1	2	0	3	3
40.0703	PH.D	ASTRO-PHYS. PLANETARY & ATMOSPHERIC SCIE..	5	4	9	7	5	6	10	9	5	7
40.0801	PH.D	PHYSICS.....	9	13	9	10	12	15	12	15	19	22
40.081002	PH.D	MATHEMATICAL PHYSICS.....							1	1	1	1
42.0101	PH.D	PSYCHOLOGY.....	26	17	15	18	12	20	20	13	13	24
45.0201	PH.D	ANTHROPOLOGY.....	6	8	4	6	9	3	3	5	6	5
45.0601	PH.D	ECONOMICS.....	7	11	10	13	14	12	10	7	13	7
45.0701	PH.D	GEOGRAPHY.....	1	3	2	8	8	7	7	4	8	7
45.0801	PH.D	HISTORY.....	2	4	2	2	5	2	2	3	3	4
45.1001	PH.D	POLITICAL SCIENCE.....	4	2	3	3	1	2	1	0	2	8
45.1101	PH.D	SOCIOLOGY.....	5	7	4	8	5	5	6	3	1	2
50.0501	PH.D	THEATRE.....		2	2	2	1	3	4	2	1	3
50.0901	PH.D	MUSIC.....	12	14	8	15	5	10	0	2	2	5
50.090102	D.M.ARTS	MUSICAL ARTS.....						0	12	21	7	14
51.0201	PH.D	COMMUNICATION DISORDERS & SPEECH SCIENCE..	2	4	1	2	2	1	0	1	2	2
51.2001	PH.D	PHARMACEUTICAL SCIENCES.....	1	1	1	1	2	1	2	3	0	0
52.0201	PH.D	BUSINESS ADMINISTRATION.....	7	9	7	11	9	10	9	10	12	11
Subtotal Degree Level - Doctoral			215	258	198	243	229	229	231	248	266	249
** Total Degrees at UCB			4324	4321	4364	4390	4599	4923	4959	5384	5549	5645

University of Colorado - Colorado Springs

Cip Code	Degree Title	Program Name	Fy83	Fy84	Fy85	Fy86	Fy87	Fy88	Fy89	Fy90	Fy91	Fy92
09.0101	BA	COMMUNICATION.....		14	30	46	31	46	39	52	52	79
11.0101	BS	COMPUTER SCIENCE.....	12	19	30	24	32	19	20	21	28	18
11.0401	BS	INFORMATION SYSTEMS.....	22	27	34							
13.1202	BS	ELEMENTARY EDUCATION.....	32	10	16	20						
13.1205	BS	SECONDARY EDUCATION.....	3	2	3							
14.1001	BS	ELECTRICAL ENGINEERING.....	22	33	43	53	40	55	53	20	46	49
14.9999	BS	RESOURCE SYSTEMS ENGINEERING.....	6	2	1							
16.0905	BA	SPANISH.....		3		2	2	2	3	4	3	2
23.0101	BA	ENGLISH.....	10	16	12	13	12	14	15	21	20	13
26.0101	BA	BIOLOGY.....	19	15	25	23	15	12	12	16	14	24
27.0101	BA	MATHEMATICS.....	4	10	11	9	11	6	5	7	4	12
27.0301	BS	APPLIED MATHEMATICS.....	3	0	1	3	5	7	3	6	8	9
30.9999	BA	DISTRIBUTED STUDIES.....	39	29	28	20	15	11	13	18	17	11
38.0101	BA	PHILOSOPHY.....		3	4	5	1	2	3	2	5	2
40.0501	BA/BS	CHEMISTRY.....	11	6	5	2	8	5	11	6	9	7
40.0801	BS	PHYSICS.....	2	12	10	9	4	5	6	6	3	5
42.0101	BA	PSYCHOLOGY.....	62	72	50	48	38	55	54	58	56	64
45.0201	BA	ANTHROPOLOGY.....	6	5	4	5	6	5	2	3	3	5
45.0601	BA	ECONOMICS.....	11	9	8	9	11	4	3	12	8	10
45.0701	BA	GEOGRAPHY AND ENVIRONMENTAL STUDIES.....	10	11	13	12	7	4	8	13	11	15
45.0801	BA	HISTORY.....	13	6	11	13	13	10	10	16	24	19
45.1001	BA	POLITICAL SCIENCE.....	7	22	12	15	6	15	20	19	13	25
45.1101	BA	SOCIOLOGY.....	23	19	18	16	15	15	30	20	23	19
50.0701	BA	FINE ARTS.....	12	10	13	12	10	4	9	13	13	14
52.0201	BS	BUSINESS ADMINISTRATION.....	106	96	125	131	132	128	140	158	166	153
		Subtotal Degree Level - Bachelor	435	451	507	490	414	424	459	491	526	555
11.0101	MS	COMPUTER SCIENCE.....				6	5	2	10	14	16	11
13.0101	MA	EDUCATION.....	39	57	53	81	54	0	0	0	40	48
13.0301	MA	CURRICULUM & INSTRUCTION.....				41	20	41	41	44	40	29
13.1001	MA	SPECIAL EDUCATION.....	11	23	24	19	38	24	27	23	26	24
13.1101	MA	GUIDANCE & HUMAN SERVICES.....				0	13	15	30	23	11	24
14.1001	MS	ELECTRICAL ENGINEERING.....	2	7	7	8	8	15	17	23	2	2
27.0301	MS	APPLIED MATHEMATICS.....				1	1	0	4	4	2	2
30.0101	MBS	BASIC SCIENCE.....	2	2	2	3	6	9	4	6	5	18
40.0801	MS	PHYSICS.....									1	4
44.0401	MPA	PUBLIC ADMINISTRATION.....	21	29	26	26	26	20	21	23	21	43
45.0801	MA	HISTORY.....	3	3	1	4	1	2	1	2	2	1
45.1101	MA	SOCIOLOGY.....				7	2	5	4	4	3	2
52.0201	MBA	BUSINESS ADMINISTRATION.....	32	48	41	40	51	50	65	72	82	97



University of Colorado - Colorado Springs

Cip Code	Degree Title	Program Name	Fy83	Fy84	Fy85	Fy86	Fy87	Fy88	Fy89	Fy90	Fy91	Fy92
		Subtotal Degree Level - Master	110	169	157	195	217	193	220	238	243	303
14.100102	PH.D	ELECTRICAL ENGINEERING (CU SYS).....				0	0	2	0	1	3	4
		Subtotal Degree Level - Doctoral	0	0	0	0	0	2	0	1	3	4
		** Total Degrees at UCCS	545	620	664	685	631	619	679	730	772	862



University of Colorado - Denver

Cip Code	Degree Title	Program Name	Fy83	Fy84	Fy85	Fy86	Fy87	Fy88	Fy89	Fy90	Fy91	Fy92
05.0299	BA	ETHNIC STUDIES.....	1	5	3	3	1	1	23	35	55	58
09.0101	BA	COMMUNICATION AND THEATRE.....	8	14	20	19	45	38	23	35	55	58
11.0701	BS	COMPUTER SCIENCE AND ENGINEERING.....	5	8	8	15	4	17	23	15	23	19
13.1202	BS	ELEMENTARY EDUCATION.....	1									
14.0801	BS	CIVIL ENGINEERING.....	46	60	60	39	36	38	24	33	39	20
14.1001	BS	ELECTRICAL ENGINEERING.....	49	61	72	81	88	95	74	67	67	69
14.1901	BS	MECHANICAL ENGINEERING.....	31	30	33	52	37	45	38	37	32	36
16.0501	BA	GERMAN.....	1	3	0	0	0	6	0	1	0	2
16.0901	BA	FRENCH.....	2	2	3	7	2	5	6	7	8	13
16.0905	BA	SPANISH.....	2	8	10	1	4	2	3	3	3	1
23.0101	BA	ENGLISH.....	19	23	18	24	12	31	21	20	31	26
23.0401	BA	ENGLISH WRITING PROGRAM.....	4	8	10	9	9	11	7	14	13	29
24.0103	BA	DISTRIBUTED STUDIES GENERAL.....	6	5	6	0	0	0	0	0	0	0
26.0101	BS	BIOLOGY.....	41	30	41	40	26	40	26	29	33	29
27.0101	BS	MATHEMATICS.....	18	15	28	43	40	28	28	33	25	25
27.0301	BS	APPLIED MATHEMATICS.....	3	6	4	7	5	6	4	5	4	5
30.9999	BA	INDIVIDUALLY STRUCTURED MAJOR.....	12	19	14	18	12	7	13	23	24	19
38.0101	BA	PHILOSOPHY.....	3	3	5	3	1	6	3	5	7	4
40.0501	BS	CHEMISTRY.....	13	19	11	10	8	10	12	7	10	9
40.0601	BS	GEOLOGY.....	29	27	34	21	10	6	8	6	4	6
40.0801	BS	PHYSICS.....	2	3	2	4	2	2	8	3	1	1
42.0101	BA	PSYCHOLOGY.....	45	38	56	54	56	56	70	78	81	80
45.0201	BA	ANTHROPOLOGY.....	5	11	3	8	6	5	4	8	11	13
45.0601	BA	ECONOMICS.....	22	14	8	21	17	16	19	29	36	15
45.0701	BA	GEOGRAPHY.....	3	2	1	2	2	3	2	6	15	3
45.0801	BA	HISTORY.....	12	13	15	18	9	22	10	24	16	24
45.1001	BA	POLITICAL SCIENCE.....	25	30	17	34	17	24	32	28	33	39
45.1101	BA	SOCIOLOGY.....	15	8	10	12	7	17	7	10	14	9
45.1201	BA	URBAN STUDIES.....	2	3	1	1	0	0	0	1	1	0
50.0701	BA/BFA	FINE ARTS.....	17	20	24	10	4	18	23	30	35	17
50.0901	BS	MUSIC.....	19	21	16	11	22	22	13	23	14	23
51.2399	BS	REHABILITATION SERVICES.....	5	0	1	1	1	1	1	1	1	1
52.0201	BS	BUSINESS ADMINISTRATION.....	229	184	217	272	245	243	222	252	244	259
Subtotal Degree Level - Bachelor			695	693	753	839	725	819	723	841	879	853
03.0102	MS	ENVIRONMENTAL SCIENCES.....	0	0	0	0	0	2	4	6	5	9
04.0201	M.ARCH	ARCHITECTURE.....	59	54	46	58	57	60	45	46	60	49
04.0301	M.URP	URBAN AND REGIONAL PLANNING.....	18	17	20	21	25	35	31	22	30	28
04.0501	M.ID	INTERIOR DESIGN.....	7	0	4	3	6	10	4	6	2	1
04.0601	M.LA	LANDSCAPE ARCHITECTURE.....	7	4	6	16	12	20	12	15	12	10

University of Colorado - Denver

Cip Code	Degree Title	Program Name	Fy83	Fy84	Fy85	Fy86	Fy87	Fy88	Fy89	Fy90	Fy91	Fy92
04.0701	M.AUD	URBAN DESIGN.....										
09.0101	MA	COMMUNICATION AND THEATRE.....	6	3	4	2	6	7	5	10	6	6
11.0401	MS	INFORMATION SYSTEMS.....	8	3	4	9	7	1	8	3	6	6
13.0301	MA	EDUC-INSTRUCTION AND CURRICULUM.....				4	0	7	11	14	24	34
13.0401	MA	ADMINIS. SUPERVISION CURRICULUM DEV.....								73	107	139
13.040102	ED.S	ADMINIS. SUPERVISION CURRICULUM DEV.....				0	10	17	25	26	30	30
13.0802	MA	EDUCATIONAL PSYCHOLOGY.....	1	4	8	0	0	0	0	1	5	3
13.0901	MA	FOUNDATIONS.....	3	3	0	1	2	2	0	0	6	9
13.1001	MA	SPECIAL EDUCATION.....	1	4	11	13	5	11	6	24	10	28
13.1101	MA	COUNSELING PSYCHOLOGY & COUNSELOR EDUC.....	40	22	41	33	28	25	52	55	62	60
13.1202	MA/M.ED	ELEMENTARY EDUCATION.....	15	11	15	18	19	19	36	17		
13.1204	MA	EARLY CHILDHOOD EDUCATION.....	5	15	5	6	7	7	8	13	10	17
13.1205	MA	SECONDARY EDUCATION.....	10	16	23	44	24	26	28	15		
13.1315	MA/M.ED	READING.....	21	16	18	10	11	13	23	10		
14.0801	MS	CIVIL ENGINEERING.....	11	6	24	16	19	24	26	18		
14.1001	MS	ELECTRICAL ENGINEERING.....	2	5	10	13	6	11	19	15		
14.1901	MS	MECHANICAL ENGINEERING.....	1	0	3	7	6	6	5	6		
23.0101	MA	ENGLISH.....	3	2	1	4	5	1	4	8		
23.1101	MS	TECHNICAL COMMUNICATIONS.....										
24.0103	MH	HUMANITIES.....	4	3	1	4	2	5	8	9		
25.0101	MA/M.ED	LIBRARY MEDIA.....	19	19	13	6	20	15	12	10		
26.0101	MA	BIOLOGY.....	3	7	9	9	3	7	4	3		
27.0101	MA	MATHEMATICS.....	1	0	1	1	3	1	0	2		
27.0301	MS	APPLIED MATHEMATICS.....										
30.0101	MBS	BASIC SCIENCE.....	6	3	4	5	4	6	6	3		
40.0501	MS	CHEMISTRY.....	1	3	0	1	4	9	5	1		
42.0101	MA	PSYCHOLOGY.....	6	4	17	6	21	11	16	16		
43.0103	MCJ	CRIMINAL JUSTICE.....	13	12	11	3	11	5	5	5		
44.0401	MPA	PUBLIC ADMINISTRATION.....	77	57	46	30	50	53	40	38		
45.0101	MSS	SOCIAL SCIENCES.....	5	10	6	6	5	8	5	9		
45.0201	MA	ANTHROPOLOGY.....	6	8	4	4	2	0	1	9		
45.0601	MA	ECONOMICS.....	1	2	0	3	3	3	14	5		
45.0701	MA	GEOGRAPHY.....	0	1	0	1	0	0	0	0		
45.0801	MA	HISTORY.....	1	2	1	3	0	5	10	11		
45.1001	MA	POLITICAL SCIENCE.....	4	1	1	3	5	3	8	2		
45.1101	MA	SOCIOLOGY.....	3	3	1	4	1	5	4	0		
45.1201	M.UA	URBAN AFFAIRS.....	2	0								
51.0701	MS	HEALTH ADMINISTRATION.....			11	15	14	33	18	20		24
52.0201	MBA	BUSINESS ADMINISTRATION.....	84	157	126	179	211	193	214	183		200
52.0301	MS	ACCOUNTING.....	2	5	4	3	0	7	25	17		29
52.0801	MS	FINANCE.....		1	2	3		5	5	14		43
52.1003	MS	MANAGEMENT AND ORGANIZATION.....						5		22		35

147

Degrees Granted Report  
Appendix A

146

University of Colorado - Denver

Cip Code	Degree Title	Program Name	Fy83	Fy84	Fy85	Fy86	Fy87	Fy88	Fy89	Fy90	Fy91	Fy92
52.1401	MS	MARKETING.....						1	1	8	18	27
		Subtotal Degree Level - Master	456	485	503	582	637	711	778	818	911	1028
13.0401	PH.D	ADMINIS. SUPERVISION CURRICULUM DEV.....				0	0	1	7	9	11	7
27.030102	PH.D	APPLIED MATHEMATICS (CU SYS).....	0	0	0	0	0	1	0	2	4	2
44.0401	PH.D	PUBLIC ADMINISTRATION.....	3	7	5	7	4	6	16	11	6	7
		Subtotal Degree Level - Doctoral	3	7	5	7	4	8	23	22	21	16
**		Total Degrees at UCDC	1154	1185	1261	1428	1366	1538	1524	1681	1811	1897



University of Colorado - Health Sciences Center

Cip Code	Degree Title	Program Name	Fy83	Fy84	Fy85	Fy86	Fy87	Fy88	Fy89	Fy90	Fy91	Fy92
51.0602	BS	DENTAL HYGIENE.....	17	15	20	18	19	18	13	22	17	17
51.0807	BS	CHILD HEALTH ASSOCIATE.....	3	0	0	0	0	0	0	0	0	0
51.1005	BSMLS	MEDICAL LABORATORY SCIENCES.....	17	13	23	15	21	2	19	8	14	7
51.1601	BS	NURSING.....	88	136	102	133	102	100	88	126	131	137
51.2001	BS	PHARMACY.....										98
51.2308	BS	PHYSICAL THERAPY.....	30	31	31	30	33	35	33	34	45	0
51.9999	BS	MEDICAL SCIENCE.....	6	13	11	12	7	7	7	8	8	16
		Subtotal Degree Level - Bachelor	161	208	187	208	182	162	160	198	215	275
26.0202	MS	BIOCHEMISTRY.....	6	6	1	0	4	5	0	0	0	0
26.0203	MS	BIOPHYSICS AND GENETICS.....	10	3	6	6	0	0	9	6	7	6
26.0501	MS	MICROBIOLOGY & IMMUNOLOGY.....			1	1	1	2				
26.0611	MS	MEDICAL PHYSICS.....	5	2	5	2	4	3	6	3	5	6
26.0614	MS	BIOMETRICS.....	2	1	1	3	6	1	0	3	2	1
26.0699	MS	BIOMEDICAL BASIC SCIENCE.....										1
26.0704	MS	PATHOLOGY.....			1							
26.0705	MS	PHARMACOLOGY.....			2			2				
26.0706	MS	PHYSIOLOGY.....	1	1	1	1						
51.0701	MS	HEALTH ADMINISTRATION.....	11	1	0	0						
51.0807	MS	CHILD HEALTH ASSOCIATE.....	23	15	20	21	21	21	10	7	8	10
51.1005	MS	LABORATORY MEDICINE.....	1	0	0	0	0	1	0	0	0	0
51.1601	MS	NURSING.....	101	83	74	70	80	104	69	77	67	74
51.2201	MSPH	PUBLIC HEALTH.....	0	0	2	3	7	8	10	5	13	17
51.2308	MS	PHYSICAL THERAPY.....										45
		Subtotal Degree Level - Master	160	112	114	107	123	147	104	107	106	160
51.0401	DOS	DENTAL SURGERY.....	23	23	21	24	33	30	32	31	34	40
51.1201	MD	MEDICINE.....	121	119	132	127	131	126	117	128	123	123
		Subtotal Degree Level - First Prof	144	142	153	151	164	156	149	159	157	163
26.0202	PH.D	BIOCHEMISTRY.....	2	0	1	0	1	2	3	2	2	2
26.0203	PH.D	BIOPHYSICS AND GENETICS.....	4	2	5	2	1	0	1	2	1	0
26.0401	PH.D	CELL & DEVELOPMENTAL BIOLOGY.....	2	0	0	0	0	0	0	0	0	1
26.0501	PH.D	MICROBIOLOGY & IMMUNOLOGY.....	7	3	3	2	3	4	4	3	2	5
26.0614	PH.D	BIOMETRICS.....					3	1	1	1	1	1
26.0704	PH.D	EXPERIMENTAL PATHOLOGY.....		1	3	2	2		2	1	1	3

University of Colorado - Health Sciences Center

Cip Code	Degree Title	Program Name	Fy83	Fy84	Fy85	Fy86	Fy87	Fy88	Fy89	Fy90	Fy91	Fy92
26.0705	PH.D	PHARMACOLOGY.....	2	2	5	5	4	2	4	2	3	3
26.0706	PH.D	PHYSIOLOGY.....	0	0	1	2	0	0	0	0	1	0
51.1601	PH.D	NURSING.....	7	3	2	4	1	3	5	4	6	11
51.2001	PH.D	PHARMACEUTICAL SCIENCES.....	0	0	0	0	0	0	0	0	0	5
Subtotal Degree Level - Doctoral			24	11	20	17	15	12	20	15	17	31

\*\* Total Degrees at UCHSC

489

473

474

483

484

477

433

479

495

629

University of Northern Colorado

Cip Code	Degree Title	Program Name	Fy83	Fy84	Fy85	Fy86	Fy87	Fy88	Fy89	Fy90	Fy91	Fy92
05.0201	BA	BLACK STUDIES.....	1	0	2	0	0	0	0	0	2	0
05.0203	BA	HISPANIC STUDIES.....			1		1	1	1	1	1	1
09.0101	BA	COMMUNICATION.....	90	66	58	44	27	20	24	25	33	47
09.0401	BA	JOURNALISM.....	28	30	43	69	60	78	65	67	65	86
13.0201	BA	ELEMENTARY EDUCATION: BILINGUAL-BICULTURAL	8	3	5	7	1	2	0	0	0	0
13.0401	BA	EDUCATIONAL ADMINISTRATION.....				1						
13.1001	BA	SPECIAL EDUCATION.....	2	11	12	8	5	5	2	8	0	0
13.1006	BA	SPECIAL EDUCATION-MENTAL RETARDATION.....	60	83	56	29	46	28	29	20	2	1
13.1202	BA	ELEMENTARY EDUCATION.....	166	121	114	140	137	128	150	114	51	136
13.1203	BA	MIDDLE SCHOOL EDUCATION.....	6	4	2	5	10	12	18	10	28	19
13.1204	BA	PRE-SCHOOL EDUCATION.....	77	64	35	33	38	34	38	74	130	2
13.1303	BA	BUSINESS TEACHER EDUCATION.....	8	11	8	3	9	10	5	4	0	0
13.1307	BA	HEALTH EDUCATION.....	2	4	0	0	2	0	2	0	0	0
13.1308	BA	VOCATIONAL HOME ECONOMICS.....	9	5	3	3	5	2	2	0	0	0
13.1312	BME	MUSIC EDUCATION.....	32	24	30	11	9	8	11	12	13	14
13.1316	BA	JUNIOR HIGH / SECONDARY SCIENCE.....	2	4	1	3	0	1	0	1	1	0
13.1319	BA/BS	INDUSTRIAL ARTS.....	28	16	13	1	1	1				
16.0501	BA	GERMAN.....	4	7	2	6	2	1	3	2	6	1
16.0901	BA	FRENCH.....	2	5	4	2	2	4	6	1	4	0
16.0905	BA	SPANISH.....	5	7	2	9	5	6	8	5	6	16
19.0101	BA	HOME ECONOMICS.....	6	6	1							
19.0401	BA	FAMILY LIFE AND CONSUMER EDUCATION.....	7									
19.0501	BA	FOOD AND NUTRITION.....	1	3	1	0	0	0	0	0	0	0
19.0503	BA	DIETETICS.....	13	13	11	10	11	20	11	14	10	10
19.0705	BS	GERONTOLOGY.....	11	10	13	3	6	4	13	7	11	10
23.0101	BA	ENGLISH.....	32	29	23	27	25	20	32	25	52	61
26.0101	BA	BIOLOGICAL SCIENCES.....	28	26	20	27	20	21	22	18	26	42
26.0301	BA	BOTANY.....	0	2	2	1	1	0	1	1	1	1
26.0701	BA	ZOOLOGY.....	6	11	2	8	13	7	9	3	2	2
27.0101	BA	MATHEMATICS.....	21	11	20	35	29	33	37	30	37	44
30.9999	BA	INTERDISCIPLINARY STUDIES.....	10	8	8	9	7	8	16	13	7	11
31.0301	BS	RECREATION.....	39	29	31	32	15	24	18	28	37	50
31.0505	BA	KINESIOLOGY.....	60	53	60	52	53	48	49	56	50	69
38.0101	BA	PHILOSOPHY.....	2	3	3	5	2	2	1	0	6	7
40.0101	BA	PHYSICAL SCIENCES.....	3	4	6	1	1	2	4	1	3	0
40.0501	BA	CHEMISTRY.....	9	8	14	11	10	7	6	9	5	11
40.0703	BA	EARTH SCIENCES.....	17	28	35	24	9	14	9	12	13	20
40.0801	BA	PHYSICS.....	1	3	4	4	7	6	4	8	6	6
42.0101	BA	PSYCHOLOGY.....	69	49	74	54	55	60	64	62	77	95
45.0101	BA	SOCIAL SCIENCE.....	21	17	10	14	4	4	6	11	28	53
45.0201	BA	ANTHROPOLOGY.....	5	3	1	1	1	1	0	0	0	0
45.0601	BA	ECONOMICS.....	8	2	4	1	3	2	6	6	14	12

University of Northern Colorado

Cip Code	Degree Title	Program Name	Fy83	Fy84	Fy85	Fy86	Fy87	Fy88	Fy89	Fy90	Fy91	Fy92
45.0701	BA	GEOGRAPHY.....	14	8	6	11	10	2	10	15	14	10
45.0801	BA	HISTORY.....	14	21	15	25	18	19	17	25	30	28
45.1001	BA	POLITICAL SCIENCE.....	19	28	19	25	16	23	16	22	36	17
45.1101	BA	SOCIOLOGY.....	15	15	22	19	43	53	66	74	63	93
50.0501	BA	THEATRE ARTS.....	10	12	18	17	14	2	8	15	3	12
50.0599	BA	MUSICAL THEATRE.....	11	24	22	14	22	26	22	17	27	33
50.0701	BA	VISUAL ARTS.....	15	8	15	22	23	18	19	27	20	25
50.0901	BA/BM	MUSIC.....	7	5	13	4	8	8	5	7	9	21
51.0202	BA	COMMUNICATION DISORDERS: AUDIOLOGY.....	20	14	10	9	6	12	10	8	8	27
51.0203	BA	COMMUNICATION DISORDERS: SPEECH-LANG PATH.....	8	5	6	6	4	4	1	6	5	5
51.1005	BA	MEDICAL TECHNOLOGY.....	105	105	107	96	87	94	77	73	81	88
51.1601	BS	NURSING.....	19	20	26	17	4	8	5	7	7	17
51.2207	BS	HEALTH.....	30	25	26	21	19	15	20	27	19	15
51.2399	BS	HUMAN REHABILITATIVE SERVICES.....	491	512	435	401	393	380	337	283	233	251
52.0201	BS	BUSINESS ADMINISTRATION.....	1677	1585	1474	1380	1298	1298	1288	1255	1291	1465
Subtotal Degree Level - Bachelor			42	31	32	27	27	14	20	36	35	26
09.0101	MA	COMMUNICATION.....	3	1	0	1	1	1	1	1	1	1
13.0201	MA	ELEMENTARY EDUCATION: BILINGUAL-BICULTURAL.....	36	10	5	1	1	1	1	1	1	1
13.0301	MA	CURRICULUM AND INSTRUCTION.....	30	33	23	18	28	17	28	32	25	28
13.0401	MA	EDUCATIONAL LEADERSHIP.....	27	17	9	3	3	1	8	8	11	12
13.040102	ED.S	EDUCATIONAL LEADERSHIP.....	9	3	3	3	2	0	2	3	1	4
13.0501	MA	EDUCATIONAL MEDIA.....	132	103	92	98	72	114	152	160	95	105
13.0603	MS	APPLIED STATISTICS & RESEARCH METHODS.....	0	0	0	1	1	1	0	0	0	0
13.0802	MA	EDUCATIONAL PSYCHOLOGY.....	9	6	13	11	13	18	29	26	54	79
13.1001	MA	SPECIAL EDUCATION.....	118	103	82	38	15	28	27	6	6	1
13.100102	ED.S	SPECIAL EDUCATION.....	48	19	45	21	34	47	59	45	5	2
13.1006	MA	SPECIAL EDUCATION-MENTAL RETARDATION.....	12	7	10	7	9	12	12	10	7	15
13.1101	MA	ELEMENTARY SCHOOL COUNSELING.....	14	9	10	7	9	7	13	9	5	0
13.110102	MA	SECONDARY/POSTSECONDARY SCHOOL COUNSELING.....	1	0	2	0	0	0	1	3	0	0
13.110103	MA	AGENCY COUNSELING.....	8	5	3	6	3	5	6	5	10	5
13.1202	MA	ELEMENTARY EDUCATION.....	17	10	22	12	13	16	28	35	37	31
13.1204	MA	ELEMENTARY EDUCATION: EARLY CHILDHOOD ED..	25	16	17	10	6	10	14	14	15	50
13.1307	MA	PUBLIC HEALTH.....	2	3	1	1	1	2	3	3	3	3
13.1311	MA	MATHEMATICS EDUCATION.....	6	3	3	6	3	5	6	5	5	5
13.1312	MME	MUSIC EDUCATION.....	17	10	22	12	13	16	28	35	37	31
13.1314	MA	PHYSICAL EDUCATION.....	25	16	17	10	6	10	14	14	15	50
13.1315	MA	READING.....	2	3	1	1	1	2	3	3	3	3
13.1316	MA	SCIENCE EDUCATION.....	6	2	2	2	2	2	2	2	2	2
13.1319	MA	INDUSTRIAL ARTS.....	6	2	2	2	2	2	2	2	2	2



University of Northern Colorado

Cip Code	Degree Title	Program Name	Fy83	Fy84	Fy85	Fy86	Fy87	Fy88	Fy89	Fy90	Fy91	Fy92
13.9999	MA	EDUCATIONAL TECHNOLOGY.....			4	4	2	4	5	19	14	7
16.0101	MA	FOREIGN LANGUAGES.....		2						4	6	9
19.0101	MA	HOME ECONOMICS.....	9	4	3	2	0	1				
19.0705	MA	GERONTOLOGY.....	7	11	6	5	16	9	17	11	6	7
23.0101	MA	ENGLISH.....	5	6	8	3	2	3	3	7	7	9
26.0101	MA	BIOLOGICAL SCIENCES.....	0	2	0	2	1	3	2	3	1	2
26.0301	MA	BOTANY.....	0	0	0	1	0	1	0	0	0	0
26.0701	MA	ZOOLOGY.....	6	2	2	4	4	0	2	1		
27.0101	MA	MATHEMATICS.....	2	1	1	2	1	1	1	11	22	9
30.9999	MA/MS	GRADUATE INTERDISCIPLINARY DEGREE PROGRAM.	3	10	13	16	10	10	10	14	13	5
30.999902	ED.S	GRADUATE INTERDISCIPLINARY DEGREE PROGRAM.					2	0	1	1	0	0
31.0301	MA	RECREATION.....	11	16	13	9	9	4	4	5	9	12
40.0501	MA	CHEMISTRY.....	2	0	0	1	3	0	0	1	0	2
40.0703	MA	EARTH SCIENCES.....	2	1	2	3	2	2	0	1	2	6
42.0101	MA	PSYCHOLOGY.....			1	4	10	3	6	7	11	2
42.0601	MA	AGENCY COUNSELING.....										62
42.1701	ED.S	SCHOOL PSYCHOLOGY.....				5	6	3	1	2	2	5
42.170102	ED.S	SCHOOL PSYCHOLOGY.....			1	1	3	1	0	0	0	0
45.0101	MA	SOCIAL SCIENCE.....	43	20	1	1	2	2	0	0	1	0
45.0701	MA	GEOGRAPHY.....	0	1	0	1	2	2	0	0	1	0
45.0801	MA	HISTORY.....	2	2	1	1	2	2	2	4	4	6
45.1101	MA	SOCIOLOGY.....	0	2	2	1	2	1	2	2	1	3
50.0501	MA	THEATRE ARTS.....	0	1	1	0	0	0	0	0	0	0
50.0701	MA	VISUAL ARTS.....	6	6	4	5	4	1	5	10	5	9
50.0901	MM	MUSIC.....	12	12	14	11	13	14	8	18	17	18
51.0202	MA	COMMUNICATION DISORDERS: AUDIOLOGY.....	9	14	11	11	10	13	5	12	8	7
51.0203	MA	COMMUNICATION DISORDERS: SPEECH-LANG PATH.	19	19	14	11	16	12	13	9	11	5
51.1601	MS	NURSING.....	9	5	0	0	0	0	0	8	6	9
51.2207	MPH	PUBLIC HEALTH.....						5			9	7
51.2310	MA	REHABILITATION COUNSELING.....	32	11	13	18	11	13	17	16	15	11
52.0201	MBA	BUSINESS ADMINISTRATION.....	119	101	73	46	39	36	11	5	1	3
Subtotal Degree Level - Master			839	627	556	490	476	519	598	640	627	647
13.0301	ED.D	CURRICULUM AND INSTRUCTION.....	32	13	6	3	1	2				
13.0401	ED.D	EDUCATIONAL LEADERSHIP.....	13	4	8	4	8	12	11	5	1	0
13.0603	PH.D	APPLIED STATISTICS & RESEARCH METHODS.....	5	3	7	4	6	7	6	2	4	1
13.0802	PH.D	EDUCATIONAL PSYCHOLOGY.....			1	1	2	2	2	1	0	2
13.1001	ED.D	SPECIAL EDUCATION.....	4	8	7	3	5	2	7	10	6	6
13.110103	ED.D	COUNSELOR EDUCATION.....					2			2		1
13.1102	PH.D	COLLEGE STUDENT PERSONNEL ADMINISTRATION..	7	4	1	5	5	9	5	4	3	4



University of Northern Colorado

Cip Code	Degree Title	Program Name	Fy83	Fy84	Fy85	Fy86	Fy87	Fy88	Fy89	Fy90	Fy91	Fy92
13.1202	ED.D	ELEMENTARY EDUCATION.....	3	2	1	3	3	3	1	5	2	2
13.1204	ED.D	ELEMENTARY EDUCATION: EARLY CHILDHOOD ED..		2	2				1	1		
13.1305	ED.D	ENGLISH EDUCATION.....					1					
13.1312	DME	MUSIC EDUCATION.....	4	5	2	1	2	2	1	0	1	0
13.1314	ED.D	PHYSICAL EDUCATION.....	4	2	1	0	5	5	3	5	7	9
13.1315	ED.D	READING.....	9	6	2	1	0	0	2	0	0	0
13.1316	ED.D	SCIENCE EDUCATION.....										
13.1319	ED.D	INDUSTRIAL ARTS.....	3	1	2	2	2					
13.9999	PH.D	EDUCATIONAL TECHNOLOGY.....										1
23.0101	ED.D	ENGLISH.....	0	2	0	0	1	2	0	2	1	1
26.0101	DA	BIOLOGICAL SCIENCES.....	3	0	6	0	0	1	0	1	1	0
27.0101	DA	MATHEMATICS.....	2	1	0	0	0	0	0	1	0	0
30.9999	ED.D/DA	GRADUATE INTERDISCIPLINARY DEGREE PROGRAM.	24	13	15	10	16	9	7	11	7	4
40.0501	DA	CHEMISTRY.....	1	0	0	1	0	0	0	0	0	0
42.0601	PSY.D	COUNSELING PSYCHOLOGY.....	15	10	13	5	10	14	12	13	13	4
42.1701	PH.D	SCHOOL PSYCHOLOGY.....				3	5	4	2	3	2	3
45.0701	DA	GEOGRAPHY.....	2	4	0	2	0	0	0	1	1	1
50.0901	DA	MUSIC.....	7	8	7	7	10	3	8	5	7	3
51.2399	PH.D	HUMAN REHABILITATION.....	1	3	2	1	1	3	3	5	0	2
Subtotal Degree Level - Doctoral			139	91	82	58	85	80	71	77	55	44
** Total Degrees at UNC			2655	2303	2112	1928	1859	1897	1957	1972	1973	2156



University of Southern Colorado

Cip Code	Degree Title	Program Name	Fy83	Fy84	Fy85	Fy86	Fy87	Fy88	Fy89	Fy90	Fy91	Fy92
11.0101	AAS	COMPUTER SCIENCE TECHNOLOGY.....	39	32	30	32	6	0				
15.0201	AAS	CIVIL ENGINEERING TECHNOLOGY.....	7	6	7	4						
15.0303	AAS	ELECTRONIC ENGINEERING TECHNOLOGY.....	9	7	4	22	5	1				
15.0611	AAS	METALLURGICAL ENGINEERING TECHNOLOGY.....	3	4	3	7						
15.0805	AAS	MECHANICAL ENGINEERING TECHNOLOGY.....	6	6	4	4						
	Subtotal	Degree Level - AAS	64	55	43	69	11	1	0	0	0	0
01.9999	AS	AGRICULTURE.....	3	2	3	2	2	0				
13.1204	AA	EARLY CHILDHOOD EDUCATION.....	10	10	12	15	4	1				
14.0101	AA	ENGINEERING.....	1	1								
24.0101	AA	ARTS AND SCIENCES.....	3									
51.1502	AA	MENTAL HEALTH - HUMAN SERVICES.....	4	7	6	15	8	1				
51.1601	ASN	NURSING.....	43	50	45	28						
52.0201	AA	BUSINESS ADMINISTRATION.....	7	5	2	1						
	Subtotal	Degree Level - AA/AS	71	75	68	61	14	2	0	0	0	0
09.0403	BA/BS	MASS COMMUNICATION.....	34	29	40	37	40	27	42	34	36	46
11.0101	BS	COMPUTER SCIENCE TECHNOLOGY.....	28	48	35	54	35	32	30	11	18	7
13.1202	BS	ELEMENTARY EDUCATION.....	25	31	32	21	34	27	9	0	0	0
13.1302	BS	ART EDUCATION.....	1									
13.1312	BS	MUSIC EDUCATION.....	3	2								
14.1701	BSIEN	INDUSTRIAL ENGINEERING.....	1	8	9	3	2	3	5	1	1	7
15.0201	BSCEET	CIVIL ENGINEERING TECHNOLOGY.....	31	56	44	32	17	19	25	24	19	17
15.0303	BSEET	ELECTRONICS ENGINEERING TECHNOLOGY.....	18	19	24	23	20	13	13	18	28	12
15.0603	BS	INDUSTRIAL SCIENCE & TECHNOLOGY.....	10	12	18	23	25	16	9	29	26	10
15.0611	BSMLET	METALLURGICAL ENGINEERING TECHNOLOGY.....	11	15	21	9	4	0	0	0	0	0
15.0803	BS	AUTOMOTIVE PARTS & SERVICE MANAGEMENT.....	9	17	9	19	16	11	14	11	9	18
15.0805	BSNET	MECHANICAL ENGINEERING TECHNOLOGY.....	32	25	18	11	20	14	18	15	19	15
16.0101	BA	FOREIGN LANGUAGES.....	6	1	4	4	2	4	2	1	4	13
23.0101	BA	ENGLISH.....	2	4	4	7	3	4	17	26	27	13
23.1001	BA/BS	SPEECH COMMUNICATION.....	0	2	2	7	6	7	5	4	5	13
24.0103	BA	HUMANITIES.....	27	26	15	0	0	0	0	0	0	0
26.0101	BS	BIOLOGY.....	20	23	23	34	22	20	33	28	36	21
27.0101	BA/BS	MATHEMATICS.....	4	9	5	10	4	12	13	12	11	7
31.0301	BS	RECREATION.....	13	9	7	4	9	4	3	4	4	5
31.0505	BS	KINESIOLOGY.....	28	18	15	16	12	12	14	9	15	19
38.0101	BA	PHILOSOPHY.....	1	2	0	1	0	0	2	1	2	3
40.0501	BS	CHEMISTRY.....	5	6	4	2	4	2	10	3	1	5

University of Southern Colorado

Cip Code	Degree Title	Program Name	Fy83	Fy84	Fy85	Fy86	Fy87	Fy88	Fy89	Fy90	Fy91	Fy92
40.0601	BS	GEOLOGY.....	14	11	9	10	1	2	1	0		
40.0801	BS	PHYSICS.....	3	4	3	5	5	1	2	1	3	6
42.0101	BA/BS	PSYCHOLOGY.....	14	9	17	19	12	19	37	37	35	40
44.0701	BSW	SOCIAL WORK.....	15	10	14	17	29	24	32	23	29	41
45.0101	BA/BS	SOCIAL SCIENCE.....	0	0	0	10	7	11	30	18	33	31
45.0201	BA	ANTHROPOLOGY.....	4	2	3	0	2	4	2	0	2	2
45.0701	BA/BS	GEOGRAPHY.....	1	1	0	1						
45.0801	BA	HISTORY.....	1	2	3	8	1	2	0	2	7	5
45.1001	BA/BS	POLITICAL SCIENCE.....	23	20	23	8	13	12	11	6	10	12
45.1101	BA/BS	SOCIOLOGY.....	20	15	15	13	18	13	26	17	21	29
45.9999	BA/BS	BEHAVIORAL SCIENCE.....	0	0	0	27	12	5	0	0	0	
50.0501	BA	THEATRE.....	0	2								
50.0701	BA/BS	ART.....	8	5	4	5	7	7	8	11	14	9
50.0901	BA	MUSIC.....	4	2	3	3	3	2	5	8	7	4
51.1005	BS	MEDICAL TECHNOLOGY.....	1	1	2	1	1	0	1	2	2	0
51.1601	BSN	NURSING.....	11	7	15	15	36	30	28	21	28	47
52.0201	BSBA	BUSINESS MANAGEMENT.....	57	72	64	75	64	78	89	99	75	81
52.0301	BSBA	ACCOUNTING.....	23	16	24	24	24	41	35	32	39	28
52.0601	BSBA	BUSINESS ECONOMICS.....	2	2	0	1	1	4	1	1	5	2
Subtotal Degree Level - Bachelor			510	543	528	559	511	482	572	509	571	582
13.1309	MA	INDUSTRIAL EDUCATION.....	3	7	3	3	8	5	6	0	3	3
14.2701	MSSE	SYSTEMS ENGINEERING.....										
30.0101	MS	APPLIED NATURAL SCIENCE.....										
52.0201	MBA	BUSINESS ADMINISTRATION.....										
Subtotal Degree Level - Master			3	7	3	6	9	14	9	6	8	28
** Total Degrees at USC			648	680	647	695	545	499	581	515	579	610



Western State College

Cip Code	Degree Title	Program Name	Fy83	Fy84	Fy85	Fy86	Fy87	Fy88	Fy89	Fy90	Fy91	Fy92
09.0101	BA	COMMUNICATION AND THEATRE.....	12	11	24	21	30	21	26	32	25	27
13.1202	BA	ELEMENTARY EDUCATION.....	59	44	34	28	34	22	15	9	1	
15.0603	BA	INDUSTRIAL TECHNOLOGY.....	10	28	14	13	14	13	4	16	8	9
16.0901	BA	FRENCH.....	1	0	0	2	1	3	2	1	3	3
16.0905	BA	SPANISH.....	1	1	2	1	2	3	1	1	2	5
23.0101	BA	ENGLISH.....	9	10	6	5	13	10	8	11	19	21
26.0101	BA	BIOLOGY.....	29	20	17	19	19	19	24	29	23	36
27.0101	BA	MATHEMATICS.....	6	4	4	3	5	11	7	3	5	7
31.0101	BA	RECREATION.....	17	7	10	13	9	13	10	11	10	10
31.0505	BA	KINESIOLOGY.....	32	34	25	18	23	13	21	19	11	12
40.0501	BA	CHEMISTRY.....	2	4	4	1	2	5	1	3	4	1
40.0601	BA	GEOLOGY.....	35	24	23	14	13	8	7	4	3	4
40.0801	BA	PHYSICS.....	2	0	3	1	1	2	1	0	1	0
42.0101	BA	PSYCHOLOGY.....	7	11	7	12	7	12	9	21	18	30
45.0601	BA	ECONOMICS.....	3	3	1	1	2	1	1	1	2	5
45.0801	BA	HISTORY.....	17	10	13	9	10	5	8	17	15	16
45.1001	BA	POLITICAL SCIENCE.....	5	1	8	5	2	5	4	4	3	2
45.1101	BA	SOCIOLOGY.....	27	10	6	5	8	6	10	9	16	19
50.0701	BA	ART.....	13	16	19	12	12	9	8	9	18	20
50.0901	BA	MUSIC.....	6	5	2	4	4	3	3	4	3	2
52.0201	BA	BUSINESS ADMINISTRATION.....	191	219	142	156	139	118	109	90	70	98
52.0301	BA	ACCOUNTING.....	19	13	18	13	17	9	8	14	12	15
Subtotal Degree Level - Bachelor			497	477	382	356	367	311	287	308	272	342
09.0101	MA	COMMUNICATION ARTS.....	2	3	2	4	0	10	4	3		
13.0101	MA	EDUCATION.....	40	53	61	51	72	111	119	44		
30.0101	MA	SCIENCE.....	5	4	5	5	3	1	3	7		
45.0101	MA	SOCIAL STUDIES.....	2	3	2	0	2	3	3	1		
50.0901	MA	MUSIC.....	0	3	7	1	3	0	1	0		
52.0201	MBA	BUSINESS.....	7	18	22	15	14	10	17	17		
Subtotal Degree Level - Master			56	84	99	76	94	135	147	72	0	0
** Total Degrees at WSC			553	561	481	432	461	446	434	380	272	342

Appendix B<sup>1</sup>

Area 01 Agribusiness / Agriculture . . . . .	1	Area 22 Law . . . . .	30
Area 02 Agricultural Sciences . . . . .	3	Area 23 Letters . . . . .	31
Area 03 Natural Resources . . . . .	5	Area 24 Liberal/General Studies . . . . .	32
Area 04 Architecture and Design . . . . .	6	Area 25 Library Sciences . . . . .	34
Area 05 Area and Ethnic Studies . . . . .	7	Area 26 Life Sciences . . . . .	35
		Area 27 Mathematics . . . . .	38
Area 06 Business and Management (recoded to Area 52 - retroactive in fy 1991-92)		Area 30 Interdisciplinary Studies . . . . .	39
Area 07 Business (Admin. Support) (recoded to Area 52)		Area 31 Parks and Recreation . . . . .	40
		Area 36 Leisure and Recreation . . . . .	41
Area 08 Marketing and Distribution . . . . .	8	Area 38 Philosophy and Religion . . . . .	42
Area 09 Communications . . . . .	9	Area 40 Physical Sciences . . . . .	43
Area 10 Communications Technologies . . . . .	10	Area 41 Science Technologies . . . . .	46
Area 11 Computer and Information Sci. . . . .	11	Area 42 Psychology . . . . .	47
Area 12 Consumer / Personal Services . . . . .	12	Area 43 Protective Services . . . . .	48
Area 13 Education . . . . .	13	Area 44 Public Affairs . . . . .	50
Area 14 Engineering . . . . .	18	Area 45 Social Sciences . . . . .	51
Area 15 Engineering Related Techn. . . . .	22	Area 46 Construction Trades . . . . .	54
Area 16 Foreign Languages . . . . .	26	Area 47 Mechanics and Repairs . . . . .	55
		Area 48 Precision Production . . . . .	58
Area 17 Allied Health (recoded to Area 51 - retroactive in fy 1991-92)		Area 49 Transportation . . . . .	60
Area 18 Health Sciences (recoded to Area 51)		Area 50 Visual and Performing Arts . . . . .	61
		Area 51 Health Sciences . . . . .	63
Area 19 Home Economics . . . . .	28	Area 52 Business and Management . . . . .	69
Area 20 Home Economics - Vocational . . . . .	29		

<sup>1</sup> Programs are listed in Classification of Instructional Programs (CIP code) order. See Appendix C for an alphabetical crosswalk by program name to CIP code. Additionally, a blank versus a zero in the fiscal year column reflects program start and discontinuance, as closely as possible. If a program was not yet approved or was discontinued during a previous year, then the column will be blank. A zero in a column means that a valid program awarded no degrees during the fiscal year.





Area 01  
AGRI-BUSINESS / AGRICULTURE

Cip Code	Program Name	Inst Title	Degree	Fy83	Fy84	Fy85	Fy86	Fy87	Fy88	Fy89	Fy90	Fy91	Fy92
01.0102	AGRI-BUSINESS.....	NJC	AAS	16	9	4	10	11	6	6	2	10	8
01.0102	AGRICULTURAL BUSINESS.....	CSU	BS	25	38	37	47	46	24	27	21	21	29
01.0103	AGRICULTURAL ECONOMICS.....	CSU	BS	1	7	7	3	5	6	3	2	5	10
01.0103	AGRICULTURAL & RESOURCE ECONOMICS.....	CSU	MS	9	6	11	7	7	8	5	12	15	11
01.0103	AGRICULTURAL & RESOURCE ECONOMICS.....	CSU	PH.D		5	4	3	1	2	3	4	4	1
01.0104	FARM & RANCH BUSINESS MANAGEMENT.....	AIMS	C							1		39	6
01.0104	FARM & RANCH BUSINESS MANAGEMENT.....	CKCC	C									26	17
01.0104	FARM & RANCH BUSINESS MANAGEMENT.....	LCC	C	0	0	0	0	16	0	17	23	26	17
01.0104	FARM AND RANCH BUSINESS MANAGEMENT.....	MCC	C					14		42	56	66	19
01.0104	FARM & RANCH BUSINESS MANAGEMENT.....	MESA	C								4		
01.0104	FARM & RANCH BUSINESS MANAGEMENT.....	NJC	C										2
01.0104	FARM & RANCH BUSINESS MANAGEMENT.....	OJC	C				1	0	0	0	0	9	12
01.0104	FARM & RANCH BUSINESS MANAGEMENT.....	PCC	C								24	13	9
01.0104	FARM AND RANCH MANAGEMENT.....	CMC	AAS	4	1							5	13
01.0104	FARM & RANCH BUSINESS MANAGEMENT.....	LCC	AAS									0	0
01.0104	FARM & RANCH BUSINESS MANAGEMENT.....	NJC	AAS	3	2	0	0	5	1	0	0	0	0
01.0104	FARM & RANCH BUSINESS MANAGEMENT.....	OJC	AAS	4	4	1	0	0	1	0	0	0	0
01.0104	FARM & RANCH MANAGEMENT.....	CSU	BS	12	9	10	12	2	6	7	8	0	3
01.0201	AGRICULTURE DIESEL EQUIPMENT.....	NJC	C	16	15	16	17		11	6	7	1	2
01.0201	AGRICULTURE DIESEL EQUIPMENT.....	NJC	AAS	0	1	0	2	22	2	0	2	3	6
01.0302	PRODUCTION AGRICULTURE (EQUINE).....	NJC	AAS	33	45	49	11	12	12	20	13	9	13
01.0501	AGRICULTURAL TECHNOLOGY.....	AIMS	AAS	2	1	2	2	1	1	1	0	0	0
01.0505	HORSE TRAINING & MANAGEMENT.....	LCC	C	3	11	2	9	14	7	4	2	1	0
01.0505	HORSE TRAINING & MANAGEMENT.....	LCC	AAS	33	28	19	16	15	8	22	20	22	0
01.0599	FARRIER (HORSESHOEING).....	CMC	C										
01.0599	FARRIER SCIENCE/MASTER FARRIER.....	PPCC	C	30	27	9							
01.0601	URBAN HORTICULTURE.....	FRCC	C		1	2	2		2	7	6	5	
01.0601	URBAN HORTICULTURE.....	PPCC	C	4	1	3	1						

Area 01  
AGRIBUSINESS / AGRICULTURE

Cip Code	Program Name	Inst	Degree Title	Fy83	Fy84	Fy85	Fy86	Fy87	Fy88	Fy89	Fy90	Fy91	Fy92
01.0601	URBAN HORTICULTURE.....	FRCC	AAS	7	15	3	5	9	10	8	10	9	6
01.0601	URBAN HORTICULTURE.....	PPCC	AAS	2	3	8	4	0	1				
01.0605	LANDSCAPE ARCHITECTURAL TECHNOLOGY.....	ACC	AAS					1			1	1	2
01.0605	LANDSCAPE HORTICULTURE.....	CSU	BS	31	34	18	21	32	22	22	32	13	26
01.0607	LANDSCAPE & TURF MANAGEMENT.....	NJC	C			1	1	0	5	1	0	0	0
01.0607	LANDSCAPE & TURF MANAGEMENT.....	NJC	AAS	6	6	1	5	2	5	6	7	6	7
01.9999	YOUNG FARMER.....	MCC	C					49	1				
01.9999	AGRICULTURE.....	USC	AS	3	2	3	2	2	0				
** Subtotal	Area 01 - AGRIBUSINESS / AGRICULTURE			244	271	212	181	266	141	208	256	283	202

Area 02  
AGRICULTURAL SCIENCES

Cip Code	Program Name	Inst	Degree Title	Fy83	Fy84	Fy85	Fy86	Fy87	Fy88	Fy89	Fy90	Fy91	Fy92
02.0101	AGRICULTURAL SCIENCE.....	FLC	AA	7	8	3	3	3	3	4	4	1	4
02.0101	BIO-AGRICULTURAL SCIENCE.....	CSU	BS	6	4	3	3	2	3	6	0	5	8
02.010102	GENERAL AGRICULTURE.....	CSU	BS	21	15	22	29	20	11	9	8	6	4
02.0101	AGRICULTURAL SCIENCES.....	CSU	M.AGR	6	10	3	8	12	12	4	4	4	4
02.0201	SWINE MANAGEMENT.....	MCC	C	5	1	0	0						
02.0201	ANIMAL SCIENCES.....	CSU	BS	97	71	72	69	66	51	50	42	50	39
02.0201	ANIMAL SCIENCES.....	CSU	MS	8	8	8	9	9	13	10	6	14	7
02.0201	ANIMAL SCIENCES.....	CSU	PH.D	4	6	5	6	0	4	4	4	4	4
02.0203	ANIMAL HEALTH TECHNOLOGIES.....	CMC	AAS	36	29	37	21	14	33	25	27	26	18
02.0209	AVIAN SCIENCE.....	CSU	BS	5	4	1							
02.0299	EQUINE SCIENCE.....	CSU	BS					16	27	31	43	59	33
02.0301	FOOD SCIENCE & TECHNOLOGY.....	CSU	BS	6	2	1	2	4	4	2	3	2	2
02.0402	SEED ANALYST.....	FRCC	C	0	0	0	0	0	0	1	2	0	0
02.0402	AGRONOMY.....	CSU	BS	33	25	29	35	13	16	21	10	6	12
02.0402	AGRONOMY.....	CSU	MS	13	13	15	10	6	10	11	6	13	9
02.0402	AGRONOMY.....	CSU	PH.D	8	7	5	8	3	5	5	10	6	7
02.0403	HORTICULTURE.....	CSU	BS	20	17	8	11	10	8	11	6	6	4
02.0403	HORTICULTURE.....	CSU	MS	6	8	5	1	6	5	2	4	6	5
02.0403	HORTICULTURE.....	CSU	PH.D		3		1		2	2	3	3	2
02.0409	RANGE ECOLOGY.....	CSU	BS	20	14	10	16	3	4	1	0	3	3
02.040902	RANGE & FOREST MANAGEMENT.....	CSU	BS	11	6	12	0	7	3	2	5	3	4
02.0409	RANGE SCIENCE.....	CSU	MS	16	10	9	11	6	13	6	9	16	4
02.0409	RANGE SCIENCE.....	CSU	PH.D	4	6	9	6	8	8	6	3	1	7





Area 02 AGRICULTURAL SCIENCES													
Cip Code	Program Name	Inst	Degree Title	Fy83	Fy84	Fy85	Fy86	Fy87	Fy88	Fy89	Fy90	Fy91	Fy92
02.999903	AGRICULTURAL EDUCATION.....	CSU	BS	12	15	7	0	21	3	7	4	2	7
**	Subtotal Area 02 - AGRICULTURAL SCIENCES			344	282	264	249	229	238	220	203	236	187

Area 03  
NATURAL RESOURCES

Cip Code	Program Name	Inst	Degree Title	Fy83	Fy84	Fy85	Fy86	Fy87	Fy88	Fy89	Fy90	Fy91	Fy92
03.0101	ENVIRONMENTAL CONSERVATION.....	UCB	BA	68	46	52	48	0	28	0	41	62	99
03.0102	ENVIRONMENTAL SCIENCES.....	UCD	MS	0	0	0	0	0	2	4	6	5	9
03.0201	NATURAL RESOURCES MANAGEMENT.....	CSU	BS	29	23	24	30	13	15	10	0	30	20
03.0299	SOIL CONSERVATION TECHNOLOGY.....	TSJC	AAS	3	3	6	2	2	1	0	0	0	0
03.0301	FISHERY BIOLOGY.....	CSU	BS	10	8	11	10	15	6	7	7	10	10
03.0301	FISHERY & WILDLIFE BIOLOGY.....	CSU	MS	14	19	14	17	11	18	12	20	9	16
03.0301	FISHERY & WILDLIFE BIOLOGY.....	CSU	PH.D	4	9	1	3	4	3	5	4	6	6
03.0501	FOREST MANAGEMENT SCIENCE.....	CSU	BS	43	38	22	24	5	0	0	0	0	0
03.0502	FORESTRY.....	CSU	BS	5	6	3	6	18	20	17	13	20	16
03.0502	FOREST & WOOD SCIENCES.....	CSU	MS/MF	16	21	23	20	17	17	16	10	9	18
03.0502	FOREST & WOOD SCIENCES.....	CSU	PH.D	9	4	3	5	4	4	4	5	7	5
03.0509	WOOD SCIENCE & TECHNOLOGY.....	CSU	BS	9	14	4	3	4	6	1	4		1
03.0601	WILDLIFE BIOLOGY.....	CSU	BS	54	51	53	32	54	41	37	41	32	48
** Subtotal	Area 03 - NATURAL RESOURCES			264	242	216	200	147	161	113	151	190	248



Area 04 ARCHITECTURE AND DESIGN													
Cip Code	Program Name	Inst	Degree Title	Fy83	Fy84	Fy85	Fy86	Fy87	Fy88	Fy89	Fy90	Fy91	Fy92
04.0201	ARCHITECTURE.....	UCD	M.ARCH	59	54	46	58	57	60	45	46	60	49
04.0301	URBAN AND REGIONAL PLANNING.....	UCD	M.URP	18	17	20	21	25	35	31	22	30	28
04.0401	ENVIRONMENTAL DESIGN.....	UCB	B.ENVD	120	71	98	86	107	95	96	81	101	82
04.0501	INTERIOR DESIGN.....	UCD	M.ID	7	0	4	3	6	10	4	6	2	1
04.0601	LANDSCAPE ARCHITECTURE.....	CSU	Bs	13	11	17	12	17	17	23	12	7	25
04.0601	LANDSCAPE ARCHITECTURE.....	UCD	M.LA	7	4	6	16	12	20	12	15	12	10
04.0701	URBAN DESIGN.....	UCD	M.AUD	6	3	4	2	6	7	5	10	6	6
04.9999	LAND USE.....	METRO	8A/BS	8	11	4	16	8	19	8	18	11	17
** Subtotal Area 04 - ARCHITECTURE AND DESIGN				238	171	199	214	238	263	224	210	229	218

Area 05 AREA AND ETHNIC STUDIES													
Cip Code	Program Name	Inst	Degree Title	Fy83	Fy84	Fy85	Fy86	Fy87	Fy88	Fy89	Fy90	Fy91	Fy92
05.0102	AMERICAN STUDIES.....	UCB	BA	2	8	16	24	16	16	12	25	24	22
05.0103	ASIAN STUDIES.....	UCB	BA	12	11	6	7	3	6	8	6	6	3
05.0105	CENTRAL & EAST EUROPEAN STUDIES.....	UCB	BA	5	8	5	6	12	14	10	14	14	15
05.0107	LATIN AMERICAN STUDIES.....	UCB	BA	1	2	0	0	1	2	1	0	4	2
05.0108	AFRICAN AND MIDDLE EASTERN STUDIES.....	UCB	BA	3	1	1	0	0	0	4	0	0	0
05.0201	AFRICAN AMERICAN STUDIES.....	METRO	BA				1	0	1	0	0	0	1
05.0201	AFRO-AMERICAN STUDIES.....	UCB	BA	0	0	1	0	1	0	0	0	2	0
05.0201	BLACK STUDIES.....	UNC	BA	1	0	2	0	0	0	0	0	2	0
05.0203	HISPANIC - SOUTHWESTERN STUDIES.....	ASC	BA		1								
05.0203	SOUTHWEST STUDIES.....	FLC	BA		2			2		2		4	2
05.0203	CHICANO STUDIES.....	METRO	BA				3	0	1	1	3	0	1
05.0203	HISPANIC STUDIES.....	UNC	BA			1			1	1	1	1	1
05.0299	ETHNIC STUDIES.....	UCD	BA	1	5	3	3	1					
** Subtotal	Area 05 - AREA AND ETHNIC STUDIES			25	38	35	44	36	41	39	49	57	46



Area 08  
MARKETING AND DISTRIBUTION

Cip Code	Program Name	Inst	Degree Title	Fy83	Fy84	Fy85	Fy86	Fy87	Fy88	Fy89	Fy90	Fy91	Fy92
08.0102	FASHION MERCHANDISING.....	ACC	C	2	8	1	0	1	2	0	0	0	0
08.0102	FASHION MERCHANDISING.....	ACC	AAS	7	0	12	0	0	3				
08.0401	FINANCIAL SERVICES.....	ACC	C			1							
08.0401	FINANCIAL SERVICES.....	ACC	AAS	4	4	2	0	5	4	1	0	0	0
08.0705	RETAIL MERCHANDISING.....	ACC	C	0	4	1	1	1	1				
08.0706	PROFESSIONAL SELLING.....	ACC	C	0	2	0	0	0	0	1			
08.0708	MARKETING MANAGEMENT.....	CMC	C								8	3	
08.0708	MARKETING MANAGEMENT.....	CMC	AAS								4	3	12
08.0901	RESORT MANAGEMENT.....	CMC	C							2	3	4	2
08.0901	RESORT MANAGEMENT.....	CMC	AAS	9	23	16	9	15	12	14	9	13	19
08.1104	TRAVEL & TOURISM OCCUPATIONS.....	CCD	C	3	7	8	1	9	4	2	13	6	7
08.1105	TRAVEL & TOURISM.....	ACC	C							32	36	28	36
08.1105	TRAVEL & TOURISM.....	CMC	C						0	5	6	29	17
08.1105	TRAVEL INDUSTRY.....	PPCC	C							16	73	86	
** Subtotal Area 08 - MARKETING AND DISTRIBUTION				25	48	41	11	31	26	73	79	86	93

Area 09  
COMMUNICATIONS

Cip Code	Program Name	Inst Title	Degree Title	Fy83	Fy84	Fy85	Fy86	Fy87	Fy88	Fy89	Fy90	Fy91	Fy92
09.0101	COMMUNICATION.....	UCB	BA	98	77	78	88	92	127	178	204	215	219
09.0101	COMMUNICATION.....	UCCS	BA		14	30	46	31	46	39	52	52	79
09.0101	COMMUNICATION AND THEATRE.....	UCD	BA	8	14	20	19	45	38	23	35	55	58
09.0101	COMMUNICATION.....	UNC	BA	90	66	58	44	27	20	24	25	33	47
09.0101	COMMUNICATION AND THEATRE.....	WSC	BA	12	11	24	21	30	21	26	32	25	27
09.0101	COMMUNICATION.....	UCB	MA	6	8	1	0	0	0	0	0	1	0
09.0101	COMMUNICATION AND THEATRE.....	UCD	MA	8	3	4	9	7	1	8	3	6	6
09.0101	COMMUNICATION.....	UNC	MA	42	31	32	27	27	14	20	36	35	26
09.0101	COMMUNICATION ARTS.....	WSC	MA	2	3	2	4	0	10	4	3		
09.0101	COMMUNICATION.....	UCB	PH.D	2	7	10	7	4	1	1	0	1	0
09.0401	JOURNALISM.....	ASC	BA				2	5					
09.0401	TECHNICAL JOURNALISM.....	CSU	BA	98	118	78	84	73	83	86	103	88	108
09.0401	JOURNALISM (PRINTED MEDIA).....	METRO	BA	13	13	12	17	23	15	13	22	25	28
09.0401	JOURNALISM.....	UCB	BS	145	171	175	164	176	183	196	218	201	181
09.0401	JOURNALISM.....	UNC	BA	28	30	43	69	60	78	65	67	65	86
09.0401	JOURNALISM.....	UCB	MA	10	17	11	10	16	13	16	21	25	15
09.0403	MASS COMMUNICATION.....	USC	BA/BS	34	29	40	37	40	27	42	34	36	46
09.0499	AGRICULTURAL & NATURAL RESOURCE JOURNALISM.....	CSU	BA	5	4	1	3	3	1	0	2	0	2
09.0501	TECHNICAL COMMUNICATION.....	CSU	MS								2	5	7
09.9999	COMMUNICATIONS MULTI-MAJOR.....	METRO	BA	21	37	52	46	58	59	64	81	63	56
** Subtotal	Area 09 - COMMUNICATIONS			622	653	671	697	717	737	805	940	931	991



Area 10  
COMMUNICATIONS TECHNOLOGIES

Cip Code	Program Name	Inst	Degree Title	Fy83	Fy84	Fy85	Fy86	Fy87	Fy88	Fy89	Fy90	Fy91	Fy92
10.0101	INFORMATION MEDIA TECHNOLOGY.....	CCD	C			1				164			
10.0101	INFORMATION MEDIA TECHNOLOGY.....	CCD	AAS	2			2	1					
10.0101	AUDIO-VISUAL TECHNOLOGY.....	RRCC	AAS	3	6	4							
10.0104	BROADCASTING & PRODUCTION TECHNOLOGY.....	PCC	C		11	4	1	5	1		4	2	7
10.0104	BROADCASTING.....	PPCC	C										1
10.0104	BROADCASTING.....	PPCC	AAS	12	16	14	5	9	6	14	11	12	4
** Subtotal	Area 10 - COMMUNICATIONS TECHNOLOGIES			15	35	23	8	15	7	178	15	14	12

Area 11  
COMPUTER AND INFORMATION SCI.

Cip Code	Program Name	Inst	Degree Title	Fy83	Fy84	Fy85	Fy86	Fy87	Fy88	Fy89	Fy90	Fy91	Fy92
11.0101	COMPUTER SCIENCE TECHNOLOGY.....	USC	AAS	39	32	30	32	6	0				
11.0101	COMPUTER SCIENCE.....	CSU	BS	65	66	93	119	98	79	87	89	76	44
11.0101	COMPUTER SCIENCE INFORMATION SYSTEMS.....	FLC	BA								3	9	4
11.0101	COMPUTER INFORMATION SYSTEMS & MGT SCIENCE METRO	METRO	BS	81	112	161	179	140	126	110	115	109	119
11.0101	COMPUTER SCIENCE.....	UCB	BS						63	53	26	35	42
11.0101	COMPUTER SCIENCE.....	UCCS	BS	12	19	30	24	32	19	20	21	28	18
11.0101	COMPUTER SCIENCE TECHNOLOGY.....	USC	BS	28	48	35	54	35	32	30	11	18	7
11.0101	COMPUTER SCIENCE.....	CSU	MS	23	20	19	24	16	14	17	21	12	19
11.0101	COMPUTER SCIENCE.....	UCB	MS	22	22	32	23	38	52	34	48	63	67
11.0101	COMPUTER SCIENCE.....	UCCS	MS				6	5	2	10	14	16	11
11.0101	COMPUTER SCIENCE.....	CSU	PH.D				2	3	1	0	1	0	1
11.0101	COMPUTER SCIENCE.....	UCB	PH.D	1	2	1	2	4	1	2	7	10	14
11.0301	ELECTRONIC DATA PROCESSING.....	MCC	C				1	0	2	0	0	0	0
11.0401	INFORMATION SYSTEMS.....	UCB	BS	39	55	59	0	0	0	0	0	0	0
11.0401	INFORMATION SYSTEMS.....	UCCS	BS	22	27	34							
11.0401	MANAGEMENT SCIENCE.....	UCB	MS	2	2	4	0	0	0	0	0	0	0
11.0401	INFORMATION SYSTEMS.....	UCD	MS				4	0	7	11	14	24	34
11.0701	COMPUTER SCIENCE.....	METRO	BS						7	8	25	20	26
11.0701	COMPUTER SCIENCE AND ENGINEERING.....	UCD	BS	5	8	8	15	4	17	23	15	23	19
** Subtotal	Area 11 - COMPUTER AND INFORMATION SCI.			339	413	506	485	381	422	405	410	443	425





Area 12 CONSUMER / PERSONAL SERVICES													
Cip Code	Program Name	Inst	Degree Title	Fy83	Fy84	Fy85	Fy86	Fy87	Fy88	Fy89	Fy90	Fy91	Fy92
12.0403	COSMETOLOGY.....	LCC	C	8	15	20	16	15	21	11	5	10	9
12.0403	COSMETOLOGY.....	NJC	C	20	22	28	18	28	19	12	23	6	14
12.0403	COSMETOLOGY.....	PCC	C	0	0	7	9	11	4	4	1		
12.0403	COSMETOLOGY.....	PPCC	C	7	0	0							
12.0403	COSMETOLOGY.....	TSJC	C	7	10	14	13	8	2	3	5	2	1
12.0503	FOOD SERVICE PRODUCTION.....	FRCC	C			1							
** Subtotal	Area 12 - CONSUMER / PERSONAL SERVICES			35	47	70	56	62	46	30	34	18	24

Area 13  
EDUCATION

Cip Code	Program Name	Inst	Degree Title	Fy83	Fy84	Fy85	Fy86	Fy87	Fy88	Fy89	Fy90	Fy91	Fy92
13.0101	EDUCATION.....	CSU	M.ED	62	72	77	87	98	102	98	0		
13.0101	EDUCATION.....	UCCS	MA	39	57	53	81	54	0	0			
13.0101	EDUCATION.....	WSC	MA	40	53	61	51	72	111	119	44		
13.0201	ELEMENTARY EDUCATION: BILINGUAL-BICULTURAL	UNC	BA	8	3	5	7	1	2	0	0		
13.0201	ELEMENTARY EDUCATION: BILINGUAL-BICULTURAL	UNC	MA	3	1	0	1						
13.0301	EDUC-INSTRUCTION AND CURRICULUM.....	UCB	MA	24	17	14	15	37	24	41	50	60	74
13.030102	EDUC-INSTRUCTION AND CURRICULUM.....	UCB	ED.S							3	1		
13.0301	CURRICULUM & INSTRUCTION.....	UCCS	MA						41	41	44	40	48
13.0301	EDUC-INSTRUCTION AND CURRICULUM.....	UCD	MA								73	107	139
13.0301	CURRICULUM AND INSTRUCTION.....	UNC	MA	36	10	5	1						
13.0301	EDUC-INSTRUCTION AND CURRICULUM.....	UCB	PH.D	4	1	3	5	26	12	11	8	2	2
13.0301	CURRICULUM AND INSTRUCTION.....	UNC	ED.D	32	13	6	3	1	2				
13.0401	EDUCATIONAL ADMINISTRATION.....	UNC	BA				1						
13.0401	ADMINISTRATION SUPERVISION CURRICULUM DEV.	UCB	MA	18	24	28	24						
13.0401	ADMINIS. SUPERVISION CURRICULUM DEV.....	UCD	MA				0	10	17	25	26	30	30
13.040102	ADMINIS. SUPERVISION CURRICULUM DEV.....	UCD	ED.S				0	0	0	0	1	5	3
13.0401	EDUCATIONAL LEADERSHIP.....	UNC	MA	30	33	23	18	28	17	28	32	25	28
13.040102	EDUCATIONAL LEADERSHIP.....	UNC	ED.S					1				1	1
13.0401	ADMINISTRATION SUPERVISION CURRICULUM DEV.	UCB	PH.D	16	32	12	20	0	0	0	0		
13.0401	ADMINIS. SUPERVISION CURRICULUM DEV.....	UCD	PH.D				0	0	1	7	9	11	7
13.0401	EDUCATIONAL LEADERSHIP.....	UNC	ED.D	13	4	8	4	8	12	11	5	1	0
13.0406	STUDENT AFFAIRS IN HIGHER EDUCATION.....	CSU	MS									10	17
13.0501	EDUCATIONAL MEDIA.....	UNC	MA	27	17	9	3	3	1	8	8	11	12
13.0601	EDUC-RESEARCH AND EVALUATION METHODOLOGY..	UCB	PH.D	1	2	1	2	2	2	2	2	3	0
13.0603	APPLIED STATISTICS & RESEARCH METHODS.....	UNC	MS	9	3	3	4	4	13	19	7	0	25
13.0603	APPLIED STATISTICS & RESEARCH METHODS.....	UNC	PH.D	5	3	7	4	6	7	6	2	4	1
13.0802	EDUC-EDUCATIONAL/PSYCHOLOGICAL STUDIES.....	UCB	MA	41	49	35	54	44	32	24	7	8	6
13.0802	EDUCATIONAL PSYCHOLOGY.....	UCD	MA	1	4	8	6	9	7	8	9	6	9
13.0802	EDUCATIONAL PSYCHOLOGY.....	UNC	MA				3	2	0	2	3	1	4



Area 13  
EDUCATION

Cip Code	Program Name	Inst	Degree Title	Fy83	Fy84	Fy85	Fy86	Fy87	Fy88	Fy89	Fy90	Fy91	Fy92
13.0802	EDUC-EDUCATIONAL/PSYCHOLOGICAL STUDIES.....	UCB	PH.D	14	19	9	11	12	11	9	5	6	7
13.0802	EDUCATIONAL PSYCHOLOGY.....	UNC	PH.D				1	2	2	2	1	0	2
13.0901	ED-SOCIAL MULTICUL. & BILINGUAL FOUNDATI..	UCB	MA	26	12	40	17	12	19	43	35	45	34
13.0901	FOUNDATIONS.....	UCD	MA	3	3	0	1	2	2	0	0	0	0
13.0901	ED-SOCIAL MULTICUL. & BILINGUAL FOUNDATI..	UCB	PH.D	12	11	4	5	6	2	8	3	6	5
13.1001	SPECIAL EDUCATION.....	UNC	BA	2	11	12	8	5	5	2	8	0	0
13.1001	SPECIAL EDUCATION.....	UCCS	MA	11	23	24	19	20	24	27	23	34	29
13.1001	SPECIAL EDUCATION.....	UCD	MA	1	4	11	13	5	11	6	24	10	28
13.1001	SPECIAL EDUCATION.....	UNC	MA	132	103	92	98	72	114	152	160	95	105
13.100102	SPECIAL EDUCATION.....	UNC	ED.S	0	0	0	1	1	1	0	0	0	0
13.1001	SPECIAL EDUCATION.....	UNC	ED.D	4	8	7	3	5	2	7	10	6	6
13.1005	SPECIAL EDUCATION - MODERATE NEEDS I.....	ASC	MA	24	24	22	16	22	7	35	29	19	14
13.1006	SPECIAL EDUCATION E.M.H.....	ASC	BA	15	6	9	4	6	7	6	5	1	0
13.1006	SPECIAL EDUCATION-MENTAL RETARDATION.....	UNC	BA	60	83	56	29	46	28	29	20	2	1
13.1006	SPECIAL EDUCATION-MENTAL RETARDATION.....	UNC	MA	9	6	13	11	13	18	29	26	54	79
13.1012	SPEECH CORRECTION.....	ASC	BA	3	1	0							
13.1012	SPEECH CORRECTION.....	ASC	MA	6	6		1						
13.1101	GUIDANCE & HUMAN SERVICES.....	UCCS	MA				0	38	25	30	23	26	24
13.1101	COUNSELING PSYCHOLOGY & COUNSELOR EDUC....	UCD	MA	40	22	41	33	28	25	52	55	62	60
13.1101	ELEMENTARY SCHOOL COUNSELING.....	UNC	MA	118	103	82	38	15	28	27	6	6	1
13.110102	SECONDARY/POSTSECONDARY SCHOOL COUNSELING..	UNC	MA				6	7	9	2	9	5	2
13.110103	AGENCY COUNSELING.....	UNC	MA				47	59	45	46	59	74	0
13.110103	COUNSELOR EDUCATION.....	UNC	ED.D					2			2		1
13.1102	COLLEGE STUDENT PERSONNEL ADMINISTRATION..	UNC	PH.D	7	4	1	5	5	9	5	4	3	4
13.1202	ELEMENTARY EDUCATION.....	ASC	BA	31	18	21	31	29	35	31	0	0	0
13.1202	ELEMENTARY EDUCATION.....	FLC	BA	31	25	32	20	24	16	7	0	0	0
13.1202	ELEMENTARY EDUCATION.....	METRO	BA	49	51	62	79	85	123	157	183	84	9
13.1202	TEACHER EDUCATION-ELEMENTARY.....	UCB	BS	78	4	0	1						
13.1202	ELEMENTARY EDUCATION.....	UCCS	BS	32	10	16	20						

Area 13  
EDUCATION

Cip Code	Program Name	Inst	Degree Title	Fy83	Fy84	Fy85	Fy86	Fy87	Fy88	Fy89	Fy90	Fy91	Fy92
13.1202	ELEMENTARY EDUCATION.....	UCD	BS	1									
13.1202	ELEMENTARY EDUCATION.....	UNC	BA	166	121	114	140	137	128	150	114	51	136
13.1202	ELEMENTARY EDUCATION.....	USC	BS	25	31	32	21	34	27	9	0	0	0
13.1202	ELEMENTARY EDUCATION.....	WSC	BA	59	44	34	28	34	22	15	9	1	
13.1202	ELEMENTARY EDUCATION.....	ASC	MA	37	18	18	52	58	49	59	57	25	49
13.1202	ELEMENTARY EDUCATION.....	UCD	MA/M.ED	15	11	15	18	19	19	36	17		
13.1202	ELEMENTARY EDUCATION.....	UNC	MA	48	19	45	21	34	51	54	47	80	48
13.1202	ELEMENTARY EDUCATION.....	UNC	ED.0	3	2	1	3	3	3	1	5	2	2
13.1203	MIDDLE SCHOOL EDUCATION.....	UNC	BA	6	4	2	5	10	12	18	10	28	19
13.1204	EARLY CHILDHOOD EDUCATION.....	USC	AA	10	10	12	15	4	1				
13.1204	EARLY CHILDHOOD EDUCATION.....	METRO	BA	21	33	22	19	25	21	28	28	20	3
13.1204	PRE-SCHOOL EDUCATION.....	UNC	BA	77	64	35	33	38	34	38	74	130	2
13.1204	EARLY CHILDHOOD EDUCATION.....	UCD	MA	5	15	5	6	7	7	8	13	10	17
13.1204	ELEMENTARY EDUCATION: EARLY CHILDHOOD ED..	UNC	MA	12	7	10	7	9	12	12	10	7	15
13.1204	ELEMENTARY EDUCATION: EARLY CHILDHOOD ED..	UNC	ED.0		2	2				1	1		
13.1205	TEACHER EDUCATION-SECONDARY.....	UCB	BS	5	3								
13.1205	SECONDARY EDUCATION.....	UCCS	BS	3	2	3							
13.1205	SECONDARY EDUCATION.....	ASC	MA	17	19	33	18	46	32	34	71	16	33
13.1205	SECONDARY EDUCATION.....	UCD	MA	10	16	23	44	24	26	28	15		
13.1302	ART EDUCATION.....	UCB	BA/BFA	12	4	1	4	3	4				
13.1302	ART EDUCATION.....	USC	BS	1									
13.1302	ART EDUCATION.....	UCB	MA			1	2	1		2	2	2	1
13.1303	BUSINESS EDUCATION.....	ASC	BA	6	5	1	3	4	5	2	0	0	0
13.1303	BUSINESS EDUCATION.....	FLC	BA		2	2	2	2	2	2	3		
13.1303	BUSINESS EDUCATION AND COMMUNICATIONS.....	METRO	BS	3	3	0	0	3	2	9	3	0	0
13.1303	BUSINESS TEACHER EDUCATION.....	UNC	BA	8	11	8	3	9	10	5	4	0	0
13.1305	ENGLISH EDUCATION.....	UNC	ED.0										
13.1307	HEALTH EDUCATION.....	UNC	BA	2	4	0	0	2	0	2	0	0	0



Area 13  
EDUCATION

Cip Code	Program Name	Inst	Degree Title	Fy83	Fy84	Fy85	Fy86	Fy87	Fy88	Fy89	Fy90	Fy91	Fy92
13.1307	PUBLIC HEALTH.....	UNC	MA	14	9	10	7	9	7	13	9		
13.1308	VOCATIONAL HOME ECONOMICS EDUCATION.....	CSU	BS	14	17	10	10						
13.1308	VOCATIONAL HOME ECONOMICS.....	UNC	BA	9	5	3	3	5	2	2	0	0	0
13.1309	INDUSTRIAL SCIENCES.....	CSU	MS	28	36	25	11	29	18	23	16	17	19
13.1309	INDUSTRIAL EDUCATION.....	UNC	MA	3	7	3	3	8	5	6	0		
13.1311	MATHEMATICS EDUCATION.....	UNC	MA	1	0	2	0	0	0	1	3	0	0
13.1312	MUSIC EDUCATION.....	METRO	BA	14	9	9	7	8	6	4	12	9	10
13.1312	MUSIC EDUCATION.....	UCB	B.M.ED	15	10	15	10	9	9	5	11	15	16
13.1312	MUSIC EDUCATION.....	UPC	BME	32	24	30	11	9	8	11	12	13	14
13.1312	MUSIC EDUCATION.....	UNC	BS	3	2								
13.1312	MUSIC EDUCATION.....	UCB	M.M.ED	5	7	3	2	3	6	5	7	7	3
13.1312	MUSIC EDUCATION.....	UNC	MME	8	5	3	6	3	5	6	5	10	5
13.1312	MUSIC - MUSIC EDUCATION.....	UCB	PH.D	3	2	1	1	2	1	1	0	1	0
13.1312	MUSIC EDUCATION.....	UNC	DME										
13.1314	HEALTH, PHYSICAL EDUCATION & RECREATION.....	ASC	MA	10	11	10	6	6	13	17	16	7	9
13.1314	PHYSICAL EDUCATION.....	UNC	MA	17	10	22	12	13	16	28	35	37	31
13.1314	PHYSICAL EDUCATION.....	UNC	ED.D	4	5	2	2	5	5	3	5	7	9
13.1315	READING.....	UCD	MA/M.ED	21	16	18	10	11	13	23	10		
13.1315	READING.....	UNC	MA	25	16	17	10	6	24	36	14	15	50
13.1315	READING.....	UNC	ED.D	4	2	1	0	0	0	2	0	0	0
13.1316	SCIENCE EDUCATION.....	ASC	BA/BS	1	1	1	1	1	1	0	1	1	0
13.1316	JUNIOR HIGH / SECONDARY SCIENCE.....	UNC	BA	2	4	1	3	0	1	0	1	1	0
13.1316	SCIENCE EDUCATION.....	UNC	MA	2	3	1							
13.1316	SCIENCE EDUCATION.....	UNC	ED.D	9	6	2	1						
13.1319	INDUSTRIAL ARTS.....	UNC	BA/BS	28	16	13	1	1	1				
13.1319	INDUSTRIAL ARTS.....	UNC	MA	6	2								
13.1319	INDUSTRIAL ARTS.....	UNC	ED.D	3	1	2	2	2	2				



Area 13  
EDUCATION

Cip Code	Program Name	Inst	Degree Title	Fy83	Fy84	Fy85	Fy86	Fy87	Fy88	Fy89	Fy90	Fy91	Fy92
13.1399	VOCATIONAL EDUCATION.....	CSU	BE	22	18	15	23	18	0	0	0	0	0
13.1399	VOCATIONAL EDUCATION.....	CSU	M.ED	31	21	24	26	34	18	38	120	78	50
13.1399	VOCATIONAL EDUCATION.....	CSU	PH.D	12	12	12	7	22	28	17	10	21	25
13.9999	EDUCATIONAL TECHNOLOGY.....	UNC	MA								19	14	7
13.9999	EDUCATIONAL TECHNOLOGY.....	UNC	PH.D										1
** Subtotal	Area 13 - EDUCATION			2014	1682	1583	1532	1638	1626	1919	1809	1487	1391

Area 14  
ENGINEERING

Cip Code	Program Name	Inst	Degree Title	Fy83	Fy84	Fy85	Fy86	Fy87	Fy88	Fy89	Fy90	Fy91	Fy92
14.0101	ENGINEERING.....	USC	AA	1	1								
14.0101	ENGINEERING.....	CSM	BS	23	17	33	55	53	86	94	102	91	107
14.0101	ENGINEERING.....	UCB	ME	1	3	3	1	4	15	23	38	47	47
14.0201	AEROSPACE ENGINEERING SCIENCES.....	UCB	BS	48	33	63	71	76	80	111	109	111	103
14.0201	AEROSPACE ENGINEERING SCIENCES.....	UCB	MS	14	9	7	10	14	26	20	42	57	43
14.0201	AEROSPACE ENGINEERING SCIENCES.....	UCB	PH.D	1	0	3	8	9	1	6	11	15	7
14.0301	AGRICULTURAL ENGINEERING.....	CSU	BS	4	10	5	7	6	11	5	3	4	3
14.0301	AGRICULTURAL ENGINEERING.....	CSU	MS	10	6	8	7	8	6	5	12	8	9
14.0301	AGRICULTURAL ENGINEERING.....	CSU	PH.D	4	5	6	1	5	9	7	5	7	3
14.0401	ARCHITECTURAL ENGINEERING.....	UCB	BS	60	42	38	50	44	56	46	27	39	33
14.0701	CHEMICAL & PETROLEUM REFINING ENGINEERING.....	CSM	BS	90	89	91	78	61	55	55	48	38	41
14.0701	CHEMICAL ENGINEERING.....	CSU	BS	23	20	32	24	21	14	24	20	22	16
14.0701	CHEMICAL ENGINEERING.....	UCB	B.S.	72	84	66	51	44	44	26	31	27	27
14.0701	CHEMICAL & PETROLEUM REFINING ENGINEERING.....	CSM	MS	11	15	11	16	12	14	13	8	6	5
14.0701	CHEMICAL ENGINEERING.....	CSU	MS	4	10	7	11	6	13	12	7	8	6
14.0701	CHEMICAL ENGINEERING.....	UCB	MS	9	8	16	13	12	11	8	7	4	3
14.0701	CHEMICAL & PETROLEUM REFINING ENGINEERING.....	CSM	PH.D	2	0	0	2	3	2	3	1	3	4
14.0701	CHEMICAL ENGINEERING.....	CSU	PH.D	2	2	4	4	5	7	7	3	9	2
14.0701	CHEMICAL ENGINEERING.....	UCB	PH.D	2	2	4	4	5	7	7	3	9	2
14.0801	CIVIL ENGINEERING.....	CSU	BS	84	74	70	55	45	72	55	70	58	61
14.0801	CIVIL ENGINEERING.....	UCB	BS	46	58	47	41	26	34	30	27	30	22
14.0801	CIVIL ENGINEERING.....	UCD	BS	46	60	60	39	36	38	24	33	39	20
14.0801	CIVIL ENGINEERING.....	CSU	MS	56	70	38	70	42	46	53	48	59	46
14.0801	CIVIL ENGINEERING.....	UCB	MS	36	50	38	41	50	57	62	44	57	45
14.0801	CIVIL ENGINEERING.....	UCD	MS	11	6	24	16	19	24	26	18	28	15
14.0801	CIVIL ENGINEERING.....	CSU	PH.D	13	20	20	18	16	24	19	25	23	19
14.0801	CIVIL ENGINEERING.....	UCB	PH.D	2	9	4	9	7	9	10	16	17	8

Area 14  
ENGINEERING

Cip Code	Program Name	Inst	Degree Title	Fy83	Fy84	Fy85	Fy86	Fy87	Fy88	Fy89	Fy90	Fy91	Fy92
14.0901	ELECTRICAL & COMPUTER ENGINEERING.....	UCB	BS	35	43	63	86	84	78	66	52	47	30
14.1001	ELECTRICAL ENGINEERING.....	CSU	BS	75	69	47	74	74	88	85	53	40	31
14.1001	ELECTRICAL ENGINEERING.....	UCB	BS	77	60	70	45	65	86	44	86	72	43
14.1001	ELECTRICAL ENGINEERING.....	UCCS	BS	22	33	43	53	40	55	53	20	46	49
14.1001	ELECTRICAL ENGINEERING.....	UCD	BS	49	61	72	81	88	95	74	76	67	69
14.1001	ELECTRICAL ENGINEERING.....	CSU	MS	14	20	13	12	19	9	22	10	8	18
14.1001	ELECTRICAL ENGINEERING.....	UCB	MS	31	25	19	31	28	86	58	70	59	70
14.100102	TELECOMMUNICATIONS.....	UCB	MS	13	30	25	37	41	0	55	68	34	39
14.1001	ELECTRICAL ENGINEERING.....	UCCS	MS	2	7	7	8	13	15	17	23	11	24
14.1001	ELECTRICAL ENGINEERING.....	UCD	MS	2	5	10	13	6	11	19	15	20	32
14.1001	ELECTRICAL ENGINEERING.....	CSU	PH.D	7	5	4	7	4	5	6	8	5	11
14.1001	ELECTRICAL ENGINEERING (CU SYS).....	UCB	PH.D	7	1	7	3	9	9	18	16	17	15
14.100102	ELECTRICAL ENGINEERING (CU SYS).....	UCCS	PH.D				0	0	2	0	1	3	4
14.1101	APPLIED MECHANICS.....	CSM	MS	0	0	0	0	0	0	0	4	4	5
14.110102	APPLIED MECHANICS.....	CSM	ME								1	0	1
14.1201	ENGINEERING PHYSICS.....	CSM	BS	14	8	13	22	21	16	16	6	20	15
14.1201	ENGINEERING PHYSICS.....	UCB	BS	13	12	12	9	20	15	17	7	10	17
14.1301	ENGINEERING SCIENCE.....	CSU	BS	11	12	19	20	27	11	16	16	11	20
14.140102	ENVIRONMENTAL SCIENCE & ENGINEERING.....	CSM	MS	2	1	0	2						
14.1501	GEOLOGICAL ENGINEERING.....	CSM	BS	51	72	46	50	39	31	21	12	11	14
14.150102	GEOL ENGR/HYDROGEO/EXPLOR SCI/ENGR GEOL.....	CSM	PE					1	3	3	6	6	4
14.1501	GEOLOGICAL ENGINEERING.....	CSM	MS	1	2	0	2	21	0	1	0	1	1
14.150102	GEOLOGICAL ENGINEER/GEOLGY.....	CSM	ME	5	0	1	6	7	8	5	3	8	3
14.1501	GEOLOGICAL ENGINEERING.....	CSM	PH.D	1	0	0	0	3	1	1	0	1	1
14.1601	GEOPHYSICAL ENGINEERING.....	CSM	BS	67	87	72	95	64	28	13	12	9	5
14.160102	GEOPHYSICAL ENGINEER/GEOPHYSICS.....	CSM	PE						8	3	1	3	4
14.1601	GEOPHYSICAL ENGINEERING.....	CSM	MS	1	3	1	3	19	6	4	6	2	3
14.160102	GEOPHYSICAL ENGINEER/GEOPHYSICS.....	CSM	ME	0	0	1	0	10	7	2	1	0	1
14.1601	GEOPHYSICAL ENGINEERING.....	CSM	PH.D						1				





Area 14  
ENGINEERING

Cip Code	Program Name	Inst	Degree Title	Fy83	Fy84	Fy85	Fy86	Fy87	Fy88	Fy89	Fy90	Fy91	Fy92
14.1701	INDUSTRIAL ENGINEERING.....	USC	BSIEN	1	8	9	3	2	3	5	1	1	7
14.1801	MATERIALS SCIENCE.....	CSM	MS							1		9	6
14.1801	MATERIALS SCIENCE.....	CSM	PH.D							1	2	1	
14.1901	MECHANICAL ENGINEERING.....	CSU	BS	88	81	90	97	73	70	63	89	53	77
14.1901	MECHANICAL ENGINEERING.....	UCB	BS	87	72	74	56	53	53	59	67	54	48
14.1901	MECHANICAL ENGINEERING.....	UCD	BS	31	30	33	52	37	45	38	37	32	36
14.1901	MECHANICAL ENGINEERING.....	CSU	MS	21	14	8	16	11	20	18	10	26	15
14.1901	MECHANICAL ENGINEERING.....	UCB	MS	10	13	9	13	16	9	8	12	7	15
14.1901	MECHANICAL ENGINEERING.....	UCD	MS	1	0	3	7	6	6	5	6	11	3
14.1901	MECHANICAL ENGINEERING.....	CSU	PH.D	7	2	3	6	8	3	4	4	6	6
14.1901	MECHANICAL ENGINEERING.....	UCB	PH.D	3	2	1	0	0	3	6	3	6	4
14.2001	METALLURGICAL & MATERIALS ENGINEERING.....	CSM	BS	33	36	28	31	31	21	25	32	23	14
14.200102	METALLURGICAL & MATERIALS ENGINEERING.....	CSM	PE	1	0	1	0	0	0	0	0	0	0
14.2001	METALLURGICAL & MATERIALS ENGINEERING.....	CSM	MS	9	14	22	7	14	16	14	14	11	4
14.200102	METALLURGICAL & MATERIALS ENGINEERING.....	CSM	ME	2	1								
14.2001	METALLURGICAL & MATERIALS ENGINEERING.....	CSM	PH.D	1	2	3	0	7	3	5	7	0	1
14.2101	MINING ENGINEERING.....	CSM	BS	77	58	43	25	24	9	9	10	16	9
14.2101	MINING ENGINEERING.....	CSM	MS	8	5	2	5	5	4	3	3	5	7
14.210102	ENGINEER OF MINES.....	CSM	ME	2	0	4	0	2	0	3	0	0	1
14.2101	MINING ENGINEERING.....	CSM	PH.D				4	1	0	1	0	1	4
14.2501	PETROLEUM ENGINEERING.....	CSM	BS	84	83	96	102	78	49	35	38	31	19
14.250102	PETROLEUM ENGINEER.....	CSM	PE						0		1		
14.2501	PETROLEUM ENGINEERING.....	CSM	MS	4	4	4	3	7	8	8	9	4	3
14.250102	PETROLEUM ENGINEER.....	CSM	ME	6	4	5	3	2	2	0	1	1	1
14.2501	PETROLEUM ENGINEERING.....	CSM	PH.D	2	0	2	1	1	4	1	1	3	2
14.2701	SYSTEMS ENGINEERING.....	USC	MSSE										3
14.9999	RESOURCE SYSTEMS ENGINEERING.....	UCCS	BS	6	2	1							3

208

209

Area 14  
ENGINEERING

Cip Code	Program Name	Degree Inst Title	Fy83	Fy84	Fy85	Fy86	Fy87	Fy88	Fy89	Fy90	Fy91	Fy92
** Subtotal	Area 14 - ENGINEERING		1655	1691	1684	1791	1712	1750	1675	1679	1629	1513

Area 15  
ENGINEERING RELATED TECHN.

Cip Code	Program Name	Inst	Degree Title	Fy83	Fy84	Fy85	Fy86	Fy87	Fy88	Fy89	Fy90	Fy91	Fy92
15.0101	ARCHITECTURAL DESIGN.....	ACC	C				14	14	12	9	5	5	4
15.0101	ARCHITECTURAL TECHNOLOGY.....	AIMS	C	2	5	7							
15.0101	ARCHITECTURAL TECHNOLOGY.....	FRCC	C	0	0	0	2	0	8	13	5	8	9
15.0101	DRAFTING TECHNOLOGY.....	OJC	C		3	1		2			1		
15.0101	ARCHITECTURAL DESIGN.....	ACC	AAS	10	13	9	8	8	6	6	3	4	9
15.0101	ARCHITECTURAL TECHNOLOGY.....	FRCC	AAS	15	10	16	21	15	15	14	16	4	14
15.0101	DRAFTING TECHNOLOGY.....	OJC	AAS	4	1	2	2	1	0	3	4	0	0
15.0101	ARCHITECTURE & CONSTRUCTION TECHNOLOGY.....	PPCC	AAS	8	8	6	6	1	10	10	4	10	6
15.0201	CIVIL ENGINEERING TECHNOLOGY.....	RRCC	C	5									
15.0201	CIVIL TECHNOLOGY.....	TSJC	C	13									
15.0201	CIVIL ENGINEERING TECHNOLOGY.....	MESA	AAS	5	5	3	5	1	5	3	1	4	2
15.0201	CIVIL ENGINEERING TECHNOLOGY.....	RRCC	AAS	16	2	0	2						
15.0201	CIVIL ENGINEERING TECHNOLOGY.....	TSJC	AAS	5	0	0	4	2	3	4	2	3	3
15.0201	CIVIL ENGINEERING TECHNOLOGY.....	USC	AAS	7	6	7	4						
15.0201	CIVIL ENGINEERING TECHNOLOGY.....	METRO	BS	16	25	16	16	16	21	24	14	13	11
15.0201	CIVIL ENGINEERING TECHNOLOGY.....	USC	BSCKET	31	56	44	32	17	19	25	24	19	17
15.0303	ELECTRONICS TECHNOLOGY.....	AIMS	C	0	0	0	0	0	1	0	0	0	0
15.0303	ELECTRONICS.....	CCD	C	4	4		24	7	19	21	6	6	7
15.0303	ELECTRICAL-ELECTRONICS TECHNOLOGY.....	CMC	C	19	9	9	0						
15.0303	ELECTRONICS TECHNOLOGY.....	FRCC	C	1	13	26	2	20	100	72	72	57	49
15.0303	ELECTRONICS TECHNOLOGY.....	MESA	C		1							1	
15.0303	ELECTRONICS TECHNOLOGY.....	PCC	C	10	12	17	2	5	0	0	0	0	0
15.0303	ELECTRONIC DIGITAL TECHNOLOGY.....	RRCC	C	72	7	9	3	6	2	35	13	15	2
15.0303	ELECTRONICS TECHNOLOGY.....	ACC	AAS	20	31	7	25	15	17	14	19	24	24
15.0303	ELECTRONICS TECHNOLOGY.....	AIMS	AAS	44	41	64	27	27	25	15	20	23	25
15.0303	ADVANCED TECHNOLOGY.....	CCA	AAS		0	11	9	8	8	14	10	15	9
15.0303	ELECTRONICS TECHNOLOGY.....	CCD	AAS	40	28	0	23	19	17	20	16	11	9
15.0303	ELECTRICAL-ELECTRONICS TECHNOLOGY.....	CMC	AAS				13						
15.0303	ELECTRONICS TECHNOLOGY.....	FRCC	AAS	67	99	77	83	87	76	49	47	50	60
15.0303	ELECTRONICS TECHNOLOGY.....	MCC	AAS	4	3	7	5	4	4	5	2	1	0
15.0303	ELECTRONICS TECHNOLOGY.....	MESA	AAS	29	4	12	14	14	18	9	10	4	8
15.0303	ELECTRONICS ENGINEERING TECHNOLOGY.....	METRO	AAS	3	0	1							
15.0303	ELECTRONICS TECHNOLOGY.....	PCC	AAS	31	15	51	19	22	16	18	13	16	14
15.0303	ELECTRONICS TECHNOLOGY.....	PPCC	AAS	81	65	79	51	40	25	39	33	34	23
15.0303	ELECTRONIC DIGITAL TECHNOLOGY.....	RRCC	AAS	49	62	38	58	29	33	25	27	26	23
15.0303	ELECTRONICS.....	TSJC	AAS	16	27	24	33	21	17	20	14	10	10
15.0303	ELECTRONIC ENGINEERING TECHNOLOGY.....	USC	AAS	9	7	4	22	5	1				

213

Degrees Granted Report  
Appendix B

212



Area 15  
ENGINEERING RELATED TECHN.

Cip Code	Program Name	Inst Title	Degree	Fy83	Fy84	Fy85	Fy86	Fy87	Fy88	Fy89	Fy90	Fy91	Fy92
15.0303	ELECTRONICS ENGINEERING TECHNOLOGY.....	METRO	BS	81	32	58	64	59	53	54	53	43	38
15.0303	ELECTRONICS ENGINEERING TECHNOLOGY.....	USC	BSEET	18	19	24	23	20	13	13	18	28	12
15.0304	OPTICS TECH. <D-LASER EL OP>.....	PPCC	C			0	3	3					
15.0304	OPTICS TECHNOLOGY.....	PPCC	AAS	4	1	3	4	3	5	5	7	1	1
15.0402	COMPUTER AND TELECOMMUNICATIONS TECHNOLOGY	NJC	AAS	4	4	8	7	3	9	4	0	0	0
15.0402	COMPUTER MAINTENANCE.....	TSJC	AAS	11	13	24	26	19	11	11	8	2	6
15.0404	INSTRUMENTATION TECHNOLOGY.....	CNCC	AAS	5	11	2	0	10	4	1	2	1	0
15.0404	OPTICS TECHNOLOGY.....	RRCC	AAS	2	5								
15.0405	AUTOMATED SYSTEMS.....	FRCC	C	0	0	0	0	0	0	4	7	12	0
15.0405	ELECTRONIC EQUIPMENT REPAIR.....	PPCC	C	5	6	8							
15.0405	AUTOMATION SYSTEMS & ROBOTICS.....	RRCC	C					0		3	2	4	
15.0405	ADVANCED MANUFACTURING SYSTEMS TECHNOLOGY.	PPCC	AAS				5	0	1	2	4	1	2
15.0501	AIR CONDITIONING & REFRIGERATION.....	ACC	C			1	2	4	10			12	10
15.0501	VENTILATING & AIR CONDITIONING - AVS.....	AIMS	C1			1							
15.0501	ENVIRONMENTAL & REFRIGERATION TECHNOLOGY..	CCD	C	4	1	1	13	19	13	16	19	14	11
15.0501	REFRIGERATION & AIR CONDITIONING TECH.....	PCC	C	27	11	8	7	6	5	2	3	6	1
15.0501	AIR CONDITIONING & REFRIGERATION TECH.....	PPCC	C	2	3	3	3	4	5	11	4	5	0
15.0501	ENVIRONMENTAL & REFRIGERATION TECHNOLOGY..	CCD	AAS	14	5	30	14	8	6	6	9	7	10
15.0501	REFRIGERATION & AIR CONDITIONING TECH.....	PCC	AAS	5	11	11	5	6	3	3	3	5	4
15.0501	AIR CONDITIONING, HEATING & REFRIG TECH...	PPCC	AAS	11	13	10	13	12	6	9	11	10	6
15.0505	SOLAR ENERGY TECHNOLOGY.....	RRCC	C	4	2	6	2	2	2	1	0	1	1
15.0505	SOLAR ENERGY TECHNOLOGY.....	RRCC	AAS	60	42	31	21	10	3	1	2	1	0
15.0506	WATER/WASTE WATER TECHNOLOGY.....	FRCC	C								11	4	11
15.0506	WATER-WASTEWATER TECHNOLOGY.....	RRCC	AAS	11	11	10	6	9	8	3	4	2	11
15.0507	HAZARDOUS MATERIALS TECHNOLOGY.....	FRCC	C							7	31	22	34
15.0507	ENVIRONMENTAL PROTECTION TECH.....	CMC	AAS	17	7	2	9	3	4	5	10	4	5
15.0599	ENVIRONMENTAL RESTORATION ENGINEERING TECH	MESA	AAS										5

Area 15  
ENGINEERING RELATED TECHN.

Cip Code	Program Name	Inst Title	Degree Title	Fy83	Fy84	Fy85	Fy86	Fy87	Fy88	Fy89	Fy90	Fy91	Fy92
15.0603	INDUSTRIAL TECHNOLOGY.....	ASC	BA/BS	7	5	11	6	3	10	4	7	0	5
15.060302	INDUSTRIAL EDUCATION.....	ASC	BA	0	0	0	0	0	0	1	0	2	0
15.0603	INDUSTRIAL TECHNOLOGY.....	CSU	BS	27	25	42	54	37	41	49	0	43	46
15.060302	INDUSTRIAL SCIENCES & TECHNOLOGY.....	CSU	BS					18	19	32	54	27	20
15.0603	INDUSTRIAL & TECHNICAL STUDIES.....	METRO	BS	0	3	5	9	8	2	10	11	6	4
15.0603	INDUSTRIAL SCIENCE & TECHNOLOGY.....	USC	BS	10	12	18	23	25	16	9	29	26	10
15.0603	INDUSTRIAL TECHNOLOGY.....	WSC	BA	10	28	14	13	14	13	4	16	8	9
15.0611	METALLURGICAL ENGINEERING TECHNOLOGY.....	USC	AAS	3	4	3	7						
15.0611	METALLURGICAL ENGINEERING TECHNOLOGY.....	USC	BSMLET	11	15	21	9	4	0	0	0		
15.0699	INDUSTRIAL TECHNOLOGY.....	ACC	AAS	1									
15.0701	RISK & SAFETY MANAGEMENT.....	PPCC	C	3	4	1	1	0	0	1	0	7	3
15.0701	OCCUPATIONAL SAFETY ADMINISTRATION TECH....	TSJC	C								2	4	4
15.0701	RISK & SAFETY MANAGEMENT.....	PPCC	AAS	11	8	7	6	1	2	2	1	0	6
15.0701	OCCUPATIONAL SAFETY ADMINISTRATION TECH....	TSJC	AAS								4	4	5
15.0803	AUTOMOTIVE PARTS & SERVICE MANAGEMENT.....	USC	BS	9	17	9	19	16	11	14	11	9	18
15.0805	MECHANICAL DRAFTING & DESIGN TECHNOLOGY....	ACC	C	3	3	7	4	1	3	1			1
15.0805	MECHANICAL DRAFTING & DESIGN TECHNOLOGY....	ACC	AAS	7	1	2	4	2	6	8	3	3	4
15.0805	MECHANICAL DESIGN TECHNOLOGY.....	PPCC	AAS	8	4	8	5	6	5	4	4	5	5
15.0805	MECHANICAL ENGINEERING TECHNOLOGY.....	USC	AAS	6	6	4	4						
15.0805	MECHANICAL ENGINEERING TECHNOLOGY.....	USC	BSMET	32	25	18	11	20	14	18	15	19	15
15.0899	MECHANICAL ENGINEERING TECHNOLOGY.....	METRO	BS	11	22	31	22	19	19	26	25	15	15
15.0903	PETROLEUM TECHNOLOGY.....	CNCC	AAS	25	18	10	0	6	3	0	1	0	0
15.0903	PETROLEUM TECHNOLOGY.....	RRCC	AAS	4	8	5	3	1	0	0	0		
15.1001	CONSTRUCTION MANAGEMENT.....	CSU	BS	96	99	90	95	89	92	91	93	74	64
15.1102	SURVEYING & SOIL TESTING.....	TSJC	C					1	1				
15.1102	SURVEYING.....	RRCC	AAS	11	6	4	8	2	5	4	3	1	3
15.1102	SURVEYING & MAPPING.....	METRO	BS	2	2	2	2	3	2	4	1	2	0

Area 15  
ENGINEERING RELATED TECHN.

Cip Code	Program Name	Inst	Degree Title	Fy83	Fy84	Fy85	Fy86	Fy87	Fy88	Fy89	Fy90	Fy91	Fy92
15.1103	HYDRAULIC PNEUMATIC TECHNOLOGY.....	RRCC	C	2	6	9	0	2	1	1	3	6	5
15.1103	HYDRAULIC PNEUMATIC TECHNOLOGY.....	RRCC	AAS	1	2	4	2	2	2	4	5	2	2
15.9999	ENGINEERING TECHNOLOGY.....	AIMS	AAS	4	4	17	10	10	19	11	15	18	15
**	Subtotal Area 15 - ENGINEERING RELATED TECHN.			1217	1082	1117	1080	896	925	926	892	829	765



Area 16  
FOREIGN LANGUAGES

Cip Code	Program Name	Inst	Degree Title	Fy83	Fy84	Fy85	Fy86	Fy87	Fy88	Fy89	Fy90	Fy91	Fy92
16.0101	MODERN LANGUAGES.....	METRO	BA	1	1	2	2	1	2	3	4	1	1
16.0101	FOREIGN LANGUAGES.....	USC	BA	6	1	4	4	2	4	2	1	4	13
16.0101	FOREIGN LANGUAGES & LITERATURES.....	CSU	MA	2	0	6	2	1	0	3	6	4	5
16.0101	FOREIGN LANGUAGES.....	UNC	MA	2	2	4	4	2	4	5	4	6	9
16.0102	LINGUISTICS.....	UCB	BA	3	14	7	2	8	5	8	10	4	3
16.0102	LINGUISTICS.....	UCB	MA	7	6	8	2	3	3	4	15	6	15
16.0102	LINGUISTICS.....	UCB	PH.D			1			1	1	2	1	1
16.0301	CHINESE.....	UCB	BA	4	2	2	2	3	5	5	4	3	6
16.0301	CHINESE.....	UCB	MA										1
16.0302	JAPANESE.....	UCB	BA	3	3	8	10	5	5	3	4	4	11
16.0402	RUSSIAN & SLAVIC LANGUAGES & LIT.....	UCB	BA	4	4	3	4	9	4	4	7	5	2
16.0402	RUSSIAN & SLAVIC LANGUAGES & LIT.....	UCB	MA	1	0	0	0	1	0	1	0	0	
16.0501	GERMAN.....	CSU	BA	11	5	7	0	5	7	3	7	1	2
16.0501	GERMANIC STUDIES.....	UCB	BA	17	14	20	8	13	8	12	9	14	12
16.0501	GERMAN.....	UCD	BA	1	3	0	0	0	6	0	1	0	2
16.0501	GERMAN.....	UNC	BA	4	7	2	6	2	1	3	2	6	1
16.0501	GERMAN.....	UCB	MA		3	5		5	5	4	5	1	
16.0501	GERMAN.....	UCB	PH.D	1	0	0	0	2	0	0	0	1	
16.0901	FRENCH.....	CSU	BA	2	6	3	7	11	4	4	4	1	12
16.0901	FRENCH.....	UCB	BA	21	10	24	20	19	17	24	24	31	20
16.0901	FRENCH.....	UCD	BA	2	2	3	7	2	5	6	7	8	13
16.0901	FRENCH.....	UNC	BA	2	5	4	2	2	4	6	1	4	0
16.0901	FRENCH.....	WSC	BA	1	0	0	2	1	3	2	1	3	3
16.0901	FRENCH.....	UCB	MA	2	3	6	7	0	2	0	6	7	5
16.0901	FRENCH.....	UCB	PH.D	3	1	0	0	2	2	1	5	0	1
16.0902	ITALIAN.....	UCB	BA	2	2	2	2	3	6	5	4	4	1

Area 16  
FOREIGN LANGUAGES

Cip Code	Program Name	Inst	Degree Title	Fy83	Fy84	Fy85	Fy86	Fy87	Fy88	Fy89	Fy90	Fy91	Fy92
16.0905	SPANISH.....	ASC	BA	3	2	1	2	0	2	2	0	0	4
16.0905	SPANISH.....	CSU	BA	9	8	7	9	7	14	9	8	12	11
16.0905	SPANISH.....	FLC	BA	1	1	2	3	1	2	6	3	2	5
16.0905	SPANISH.....	METRO	BA	3	2	2	2	7	8	10	11	13	8
16.0905	SPANISH.....	UCB	BA	26	27	14	20	30	24	19	24	26	29
16.0905	SPANISH.....	UCCS	BA	3	3	2	2	2	2	3	4	3	2
16.0905	SPANISH.....	UCD	BA	2	8	10	1	4	2	3	3	3	1
16.0905	SPANISH.....	UNC	BA	5	7	2	9	5	6	8	5	6	16
16.0905	SPANISH.....	WSC	BA	1	1	2	1	2	3	1	1	2	5
16.0905	SPANISH.....	UCB	MA	3	11	0	4	0	2	11	8	9	7
16.0905	SPANISH.....	UCB	PH.D	2	1	3	2	4	0	1	3	2	2
16.1201	CLASSICS.....	UCB	BA	8	6	8	8	5	6	8	5	5	6
16.1201	CLASSICS.....	UCB	MA	5	5	2	5	3	4	6	6	4	4
16.1201	CLASSICS.....	UCB	PH.D	1	1	2	2	1	2	2	2	2	1
** Subtotal	Area 16 - FOREIGN LANGUAGES			165	177	176	165	172	180	196	214	206	240



Area 19  
HOME ECONOMICS

Cip Code	Program Name	Inst	Degree Title	Fy83	Fy84	Fy85	Fy86	Fy87	Fy88	Fy89	Fy90	Fy91	Fy92
19.0101	HOME ECONOMICS.....	CSU	BS	3	6	1	2	11	8	7	6	12	6
19.0101	HOME ECONOMICS.....	UNC	BA	6	6	1							
19.0101	HOME ECONOMICS.....	CSU	M.H.EC	2	0	0	1	1	1	2	1	0	1
19.0101	HOME ECONOMICS.....	UNC	MA	9	4	3	2	0	1				
19.0401	FAMILY LIFE AND CONSUMER EDUCATION.....	UNC	BA	7									
19.0402	CONSUMER SCIENCES.....	CSU	BS	9	6	7	7	3	5	5	11	10	6
19.0402	DESIGN, MERCHANDISING, & CONSUMER SCIENCES	CSU	MA/MS	7	5	1	1	2	1	2	5	8	6
19.0501	HUMAN NUTRITION & DIETETICS.....	CSU	BS	56	42	50	55	37	44	27	33	41	0
19.0501	FOOD AND NUTRITION.....	UNC	BA	1	3	1	0	0	0	0	0	0	0
19.0501	FOOD SCIENCE & NUTRITION.....	CSU	MS	14	16	11	13	7	16	14	16	12	18
19.0501	FOOD SCIENCE & NUTRITION.....	CSU	PH.D	2	2		1	2	4	4	3	2	6
19.0503	HUMAN NUTRITION & DIETETICS.....	CSU	BS	13	13	11	10	11	20	11	14	10	41
19.0503	DIETETICS.....	UNC	BA										10
19.0701	HUMAN DEVELOPMENT & FAMILY STUDIES.....	CSU	BS	93	75	61	71	81	133	107	125	138	165
19.0701	HUMAN DEVELOPMENT & FAMILY STUDIES.....	CSU	MS	8	7	10	7	11	5	10	13	8	13
19.0705	GERONTOLOGY.....	UNC	BS	11	10	13	3	6	4	13	7	11	10
19.0705	GERONTOLOGY.....	UNC	MA	7	11	6	5	16	9	17	11	6	7
19.0901	APPAREL & MERCHANDISING.....	CSU	BS	59	53	62	74	95	69	69	53	67	57
19.0901	TEXTILES AND CLOTHING.....	CSU	MA/MS	1	6	2	3	1	10	0	0	0	0
**	Subtotal Area 19 - HOME ECONOMICS			308	265	240	255	284	330	288	298	325	346

Area 20 HOME ECONOMICS - VOCATIONAL													
Cip Code	Program Name	Inst	Degree Title	Fy83	Fy84	Fy85	Fy86	Fy87	Fy88	Fy89	Fy90	Fy91	Fy92
20.0203	EARLY CHILDHOOD EDUCATION.....	AIMS	C	4	7	5	5	3	3	0	2	1	12
20.0203	EARLY CHILDHOOD EDUCATION.....	CCD	C		2	2			2				28
20.0203	EARLY CHILDHOOD EDUCATION.....	CMC	C	2	7	3	0						
20.0203	EARLY CHILDHOOD EDUCATION.....	FRCC	C		1	2	2	2	14	2	3	1	1
20.0203	EARLY CHILDHOOD EDUCATION.....	MESA	C		1	1	2	2	1	1	1	1	3
20.0203	EARLY CHILDHOOD EDUCATION.....	NJC	C		2	1	1	3	6	1	4	2	0
20.0203	CHILDREN'S GROUP LEADER.....	OJC	C	2	1	0	0	2	4	1	1	2	0
20.0203	EARLY CHILDHOOD EDUCATION.....	PPCC	C	5	11	8	5	5	5	5	7	4	2
20.0203	EARLY CHILDHOOD CENTER DIRECTOR.....	RRCC	C								2	1	
20.0203	EARLY CHILDHOOD EDUCATION.....	AIMS	AAS	8	9	4	6	4	6	4	14	9	7
20.0203	EARLY CHILDHOOD EDUCATION.....	CCA	AAS		6	4	5	10	1	3	3	5	7
20.0203	EARLY CHILDHOOD EDUCATION.....	CCD	AAS	3	11	0	6	8	5	3	3	1	5
20.0203	EARLY CHILDHOOD EDUCATION.....	FRCC	AAS	20	10	8	5	2	3	5	4	4	7
20.0203	EARLY CHILDHOOD EDUCATION.....	MESA	AAS	17	8	12	12	9	11	9	10	4	1
20.0203	EARLY CHILDHOOD EDUCATION.....	NJC	AAS	9	6	10	4	7	3	9	8	2	13
20.0203	EARLY CHILDHOOD EDUCATION.....	OJC	AAS	4	8	1	5	2	3	6	6	4	7
20.0203	EARLY CHILDHOOD EDUCATION.....	PPCC	AAS	19	13	12	11	3	4	11	13	8	5
20.0203	EARLY CHILDHOOD EDUCATION AND MANAGEMENT..	RRCC	AAS	4	5	6	2	3	4				
20.0299	COLORADO MANNY ACADEMY.....	MCC	C							4	5	4	7
20.0299	CHILD CARE & GUIDANCE, OTHER.....	ASC	AA	1									
20.0401	RESTAURANT ARTS, FOOD MGMT, PROD. & SVC... ACC	ACC	C					1				2	1
20.0401	FOOD MANAGEMENT, PRODUCTION & SERVICE.....	PCC	C				1	0	0	0	0	2	2
20.0401	FOOD MANAGEMENT.....	PPCC	C	10	7	9	0	1	0	0	0	1	0
20.040102	FOOD PREP SCIENCE.....	PPCC	C		0	0	1	0	1	0	0	0	0
20.0401	COMMERCIAL FOOD SERVICE MANAGEMENT.....	RRCC	C	0					1				
20.0401	FOOD MANAGEMENT, PRODUCTION & SERVICE.....	PCC	AAS				1	5	3	2	2	10	12
20.0401	FOOD MANAGEMENT.....	PPCC	AAS	13	13	12	8	2	5	3	10	5	3
20.0404	DIETETIC TECHNOLOGY.....	FRCC	C		1			1	1				2
20.0404	DIETETIC TECHNOLOGY.....	FRCC	AAS	7	6	7	5	8	8	5	7	3	6
20.0404	DIETETIC TECHNICIAN.....	PPCC	AAS	1	4	0	2						
** Subtotal	Area 20 - HOME ECONOMICS - VOCATIONAL			129	139	107	87	83	89	72	105	76	131

Area 22  
LAW

Cip Code	Program Name	Inst	Degree Title	Fy83	Fy84	Fy85	Fy86	Fy87	Fy88	Fy89	Fy90	Fy91	Fy92
22-0101	LAW.....	UCB	JD	152	142	176	151	143	160	146	136	145	151
22-0103	LEGAL ASSISTANT.....	ACC	C	11	11	4	4	13	27	19	30	24	21
22-0103	PARALEGAL.....	CCA	C	14	21	20	27	28	43	31	24	22	32
22-0103	PARALEGAL.....	CCD	C	0	0	0	0	1	0	0	32	23	36
22-0103	PARALEGAL (LEGAL ASSISTANT) - SPECIALIST..	METRO	C	0	0	0	0	0	0	0	0	0	0
22-0103	LEGAL ASSISTANT.....	PPCC	C	1	13	18	11	10	7	16	16	13	11
22-0103	LEGAL ASSISTANT.....	ACC	AAS	8	15	25	18	17	37	22	35	29	37
22-0103	PARALEGAL.....	CCD	AAS	21	13	21	13	12	11	11	18	10	15
22-0103	LEGAL ASSISTANT.....	PPCC	AAS	0	0	0	0	0	0	0	0	0	2
** Subtotal	Area 22 - LAW			207	215	264	224	224	285	248	291	266	305

228

229

Area 23  
LETTERS

Cip Code	Program Name	Inst	Degree Title	Fy83	Fy84	Fy85	Fy86	Fy87	Fy88	Fy89	Fy90	Fy91	Fy92
23.0101	ENGLISH.....	ASC	BA	7	11	4	2	5	10	12	24	11	16
23.0101	ENGLISH.....	CSU	BA	34	26	31	36	47	36	45	45	63	70
23.0101	ENGLISH.....	FLC	BA	15	16	17	36	30	46	46	44	63	47
23.0101	ENGLISH.....	METRO	BA	29	30	27	26	35	39	39	45	45	64
23.0101	ENGLISH.....	UCB	BA	97	107	103	137	141	152	173	235	240	260
23.0101	ENGLISH.....	UCCS	BA	10	16	12	13	12	14	15	21	20	13
23.0101	ENGLISH.....	UCD	BA	19	23	18	24	12	31	21	20	31	26
23.0101	ENGLISH.....	UNC	BA	32	29	23	27	25	20	32	25	52	61
23.0101	ENGLISH.....	USC	BA	2	4	4	7	3	4	17	26	27	27
23.0101	ENGLISH.....	WSC	BA	9	10	6	5	13	10	8	11	19	21
23.0101	ENGLISH.....	ASC	MA	1	0	1	1	1	1	0	0	0	0
23.0101	ENGLISH.....	CSU	MA/MAT	23	21	22	20	25	9	24	16	17	21
23.0101	ENGLISH.....	UCB	MA	12	13	15	17	21	14	23	21	39	32
23.0101	ENGLISH.....	UCD	MA	3	2	1	4	5	1	4	8	8	8
23.0101	ENGLISH.....	UNC	MA	5	6	8	3	2	3	3	7	7	9
23.0101	ENGLISH.....	UCB	PH.D	3	6	5	3	2	1	5	3	7	4
23.0101	ENGLISH.....	UNC	ED.D	0	2	0	0	1	2	0	2	1	1
23.0301	COMPARATIVE LITERATURE.....	UCB	MA	2	0	0	2	2	0	0	3	4	2
23.0301	COMPARATIVE LITERATURE.....	UCB	PH.D	1	2	2	1	1	2	0	0	0	2
23.0401	ENGLISH WRITING PROGRAM.....	UCD	BA	4	8	10	9	9	11	7	14	13	29
23.0501	CREATIVE WRITING.....	CSU	MFA							3	5	5	4
23.1001	SPEECH COMMUNICATION.....	CSU	BA	38	34	46	44	54	52	64	60	59	62
23.1001	SPEECH COMMUNICATIONS.....	METRO	BA	13	9	5	6	7	10	7	10	20	22
23.1001	SPEECH COMMUNICATION.....	USC	BA/BS	0	2	2	7	6	7	5	4	5	13
23.1001	SPEECH COMMUNICATION.....	CSU	MA	9	7	4	6	3	4	2	4	1	11
23.1101	TECHNICAL COMMUNICATIONS.....	UCD	MS					2	5	8	9	11	10
** Subtotal	Area 23 - LETTERS			368	384	366	436	464	484	563	662	768	835



Area 24  
LIBERAL/GENERAL STUDIES

Cip Code	Program Name	Inst	Degree Title	Fy83	Fy84	Fy85	Fy86	Fy87	Fy88	Fy89	Fy90	Fy91	Fy92
24.0101	LIBERAL ARTS - A.A.	ACC	AA	127	100	65	44	2	41	51	62	92	133
24.0101	LIBERAL ARTS - A.A.	AIMS	AA	78	90	96	126	113	168	159	136	161	169
24.0101	LIBERAL ARTS - A.A.	ASC	AA	3	2	2	3	3	6	9	12	13	9
24.0101	LIBERAL ARTS - A.A.	CCA	AA	29	31	31	17	21	47	50	65	72	74
24.0101	LIBERAL ARTS - A.A.	CCD	AA	112	100	37	14	20	16	9	8	18	21
24.0101	LIBERAL ARTS - A.A.	CMC	AA	101	71	72	53	77	56	66	70	87	90
24.0101	LIBERAL ARTS - A.A.	CNCC	AA	9	17	14	0	13	12	24	16	28	29
24.0101	LIBERAL ARTS - A.A.	FRCC	AA	84	77	65	34	43	62	58	67	84	110
24.0101	LIBERAL ARTS - A.A.	LCC	AA	29	17	27	13	26	22	40	32	37	30
24.0101	LIBERAL ARTS - A.A.	MCC	AA	5	14	22	17	25	21	16	27	8	16
24.0101	LIBERAL ARTS - A.A.	MESA	AA	8	64	43	37	25	40	38	39	42	53
24.0101	LIBERAL ARTS - A.A.	NJC	AA	100	86	107	158	155	147	139	76	87	69
24.0101	LIBERAL ARTS - A.A.	OJC	AA	65	49	51	55	84	36	60	57	54	68
24.0101	LIBERAL ARTS - A.A.	PCC	AA					3	3	1	1	5	11
24.0101	LIBERAL ARTS - A.A.	PPCC	AA	186	153	39	46	27	42	30	31	30	37
24.0101	LIBERAL ARTS - A.A.	RRCC	AA	43	70	49	21	58	50	78	57	71	72
24.0101	LIBERAL ARTS - A.A.	TSJC	AA	17	23	11	43	24	59	35	42	56	60
24.0101	ARTS AND SCIENCES	USC	AA	3									
24.0102	GENERAL STUDIES	ACC	AGS	20	36	46	39	53	55	69	58	58	61
24.0102	GENERAL STUDIES	AIMS	AGS						1	6	2	7	5
24.0102	GENERAL STUDIES	CCA	AGS		0		27	15	19	17	25	33	29
24.0102	GENERAL EDUCATION	CCD	AGS			31	45	45	36	28	17	11	33
24.0102	GENERAL STUDIES	CMC	AGS		29	13	2	2	6	9	6	9	12
24.0102	GENERAL STUDIES	CNCC	AGS	3	1	1	0	1	1	2	0	1	1
24.0102	GENERAL STUDIES	FRCC	AGS			14	33	37	25	30	45	43	48
24.0102	GENERAL STUDIES	LCC	AGS					0		3	2	4	6
24.0102	GENERAL STUDIES	MCC	AGS			2		1	2	30	26	42	32
24.0102	GENERAL STUDIES	NJC	AGS						0	1	7	11	10
24.0102	LIBERAL ARTS - A.G.S.	PCC	AGS								188	202	253
24.0102	GENERAL STUDIES	PPCC	AGS	89	61	132	103	113	196	183	30	45	22
24.0102	GENERAL STUDIES	RRCC	AGS			15	18	17	0	1	6	3	2
24.0102	GENERAL STUDIES	TSJC	AGS	24	16	15							
24.0103	SELECTED STUDIES	ASC	BA	1	2	5	3	2	9	17	59	57	53
24.0103	ARTS & HUMANITIES	CSU	BA	16	17	15	14	23	29	29	30	41	45
24.0103	HUMANITIES	FLC	BA	21	15	18	9	19	22	55	63	71	65
24.0103	LIBERAL ARTS	MESA	BA	21	18	29	19	30	28	38	33	59	63
24.0103	HUMANITIES	UCB	BA	10	18	8	11	18	22	24	33	31	46
24.0103	DISTRIBUTED STUDIES GENERAL	UCD	BA	6	5	6	0	0	0	0	0	0	0
24.0103	HUMANITIES	USC	BA	27	26	15	0	0	0	0	0	0	0
24.0103	HUMANITIES	UCD	MH	4	3	1	4	2	6	5	14	7	7



Area 24 LIBERAL/GENERAL STUDIES													
Cip Code	Program Name	Inst Title	Degree	Fy83	Fy84	Fy85	Fy86	Fy87	Fy88	Fy89	Fy90	Fy91	Fy92
24.0199	LIBERAL ARTS - A.S.	ACC	AS	16	27	41	47	50	63	51	29	27	28
24.0199	LIBERAL ARTS - A.S.	AIMS	AS	9	15	22	0	18	9	13	22	13	19
24.0199	LIBERAL ARTS - A.S.	ASC	AS									2	7
24.0199	LIBERAL ARTS - A.S.	CCA	AS		0		6	15	10	19	16	22	27
24.0199	LIBERAL ARTS - A.S.	CCD	AS				16	23	6	9	9	12	12
24.0199	LIBERAL ARTS - A.S.	CMC	AS			3	5	5	3	12	15	23	18
24.0199	LIBERAL ARTS - A.S.	CNCC	AS	1	3	3	0	11	15	10	7	6	5
24.0199	LIBERAL ARTS - A.S.	FRCC	AS				29	19	34	36	58	61	80
24.0199	LIBERAL ARTS - A.S.	LCC	AS						5	7	3	6	16
24.0199	LIBERAL ARTS - A.S.	MCC	AS	5	1	3	0	3	3	2	3	6	3
24.0199	LIBERAL ARTS - A.S.	MESA	AS	6	0	0	2	14	15	9	19	17	8
24.0199	LIBERAL ARTS - A.S.	NJC	AS								13	17	8
24.0199	LIBERAL ARTS - A.S.	OJC	AS				6	0	3	6	7	5	14
24.0199	LIBERAL ARTS - A.S.	PCC	AS									1	2
24.0199	LIBERAL ARTS - A.S.	PPCC	AS	38	27	25	16	9	17	11	12	15	18
24.0199	LIBERAL ARTS - A.S.	RRCC	AS	32	28	21	11	24	25	25	18	30	20
24.0199	LIBERAL ARTS - A.S.	TSJC	AS	11	6	5	8	5	0	0	1	7	6
** Subtotal Area 24 - LIBERAL/GENERAL STUDIES				1330	1316	1205	1175	1337	1518	1640	1674	1950	2136

Area 25 LIBRARY SCIENCES													
Cip Code	Program Name	Inst	Degree Title	Fy83	Fy84	Fy85	Fy86	Fy87	Fy88	Fy89	Fy90	Fy91	Fy92
25.0101	LIBRARY MEDIA.....	UCD	MA/M.ED	19	19	13	6	20	15	12	10	10	10
**	Subtotal Area 25 - LIBRARY SCIENCES			19	19	13	6	20	15	12	10	10	10

237

236

Area 26  
LIFE SCIENCES

Cip Code	Program Name	Inst	Degree Title	Fy83	Fy84	Fy85	Fy86	Fy87	Fy88	Fy89	Fy90	Fy91	Fy92
26.0101	BIOLOGY.....	ASC	BA/BS	10	8	12	10	13	12	8	18	11	21
26.0101	BIOLOGICAL SCIENCE.....	CSU	BS	46	72	77	74	62	66	103	87	85	141
26.0101	BIOLOGY.....	FLC	BS	33	24	14	35	20	30	30	30	23	30
26.0101	BIOLOGY.....	METRO	BA/BS	39	28	36	30	27	35	31	43	35	54
26.0101	ENVIRONMENTAL POPULATION ORGANIS. BIOL.....	UCB	BA	128	134	128	105	122	113	109	132	124	132
26.0101	BIOLOGY.....	UCCS	BA	19	15	25	23	15	12	12	16	14	24
26.0101	BIOLOGY.....	UCD	BS	41	30	41	40	26	40	26	29	33	29
26.0101	BIOLOGICAL SCIENCES.....	UNC	BA	28	26	20	27	20	21	22	18	26	42
26.0101	BIOLOGY.....	USC	BS	20	23	23	34	22	20	33	28	36	21
26.0101	BIOLOGY.....	WSC	BA	29	20	17	19	19	19	24	29	23	36
26.0101	ENVIRONMENTAL POPULATION ORGANIS. BIOL.....	UCB	MA	16	8	3	17	3	9	5	4	9	4
26.0101	BIOLOGY.....	UCD	MA	3	7	9	9	3	7	4	3	4	2
26.0101	BIOLOGICAL SCIENCES.....	UNC	MA	2	2	0	2	1	3	2	3	1	2
26.0101	ENVIRONMENTAL POPULATION ORGANIS. BIOL.....	UCB	PH.D	8	5	10	6	7	8	5	3	5	9
26.0101	BIOLOGICAL SCIENCES.....	UNC	DA	3	0	6	0	0	1	0	1	1	0
26.0202	BIOCHEMISTRY.....	CSU	BS	6	6	6	17	9	19	11	22	15	17
26.0202	BIOCHEMISTRY.....	CSU	MS	1	1	3	2	2	0	2	3	0	2
26.0202	BIOCHEMISTRY.....	UCHSC	MS	6	6	1	0	4	5	0	0	0	0
26.0202	BIOCHEMISTRY.....	CSU	PH.D	5	1	2	4	5	2	7	1	3	4
26.0202	BIOCHEMISTRY.....	UCHSC	PH.D	2	0	1	0	1	2	3	2	2	2
26.0203	BIOPHYSICS AND GENETICS.....	UCHSC	MS	10	3	6	6	0	0	9	6	7	6
26.0203	BIOPHYSICS AND GENETICS.....	UCHSC	PH.D	4	2	5	2	1	0	1	2	1	0
26.0301	BOTANY.....	CSU	BS	5	10	4	1	6	3	2	2	2	2
26.0301	BOTANY.....	UNC	BA	0	2	2	1	1	0	1	1	1	1
26.0301	BOTANY.....	CSU	MS	7	13	5	3	2	4	4	3	1	2
26.0301	BOTANY.....	UNC	MA	0	0	0	1	0	1	0	0	0	0
26.0301	BOTANY.....	CSU	PH.D	1	4	4	5	3	4	2	0	2	4
26.0305	PLANT PATHOLOGY & WEED SCIENCE.....	CSU	BS	6	4	2	3	3	0	0	0	0	0
26.0305	PLANT PATHOLOGY.....	CSU	MS							3	7	1	5
26.0305	PLANT PATHOLOGY.....	CSU	PH.D							1		2	2



Area 26  
LIFE SCIENCES

Cip Code	Program Name	Inst	Degree Title	Fy83	Fy84	Fy85	Fy86	Fy87	Fy88	Fy89	Fy90	Fy91	Fy92
26.0401	CELL & DEVELOPMENTAL BIOLOGY.....	UCHSC	PH.D	2	0	0	0	0	0	0	0	0	1
26.0402	MOLECULAR, CELLULAR & DEVELOPMENTAL BIOLOGY UCB	UCB	BA	82	83	63	67	66	83	70	71	76	91
26.0402	MOLECULAR, CELLULAR & DEVELOPMENTAL BIOLOGY UCB	UCB	MA	3	2	0	1	1	2	1	1	1	1
26.0402	MOLECULAR, CELLULAR & DEVELOPMENTAL BIOLOGY UCB	UCB	PH.D	10	8	6	13	5	12	4	9	9	7
26.0501	MICROBIOLOGY.....	CSU	BS	57	67	51	51	55	41	43	118	63	56
26.0501	MICROBIOLOGY.....	CSU	MS	7	8	7	6	5	7	3	4	3	6
26.0501	MICROBIOLOGY & IMMUNOLOGY.....	UCHSC	MS			1	1	1	2				
26.0501	MICROBIOLOGY.....	CSU	PH.D	6	5	3	5	10	6	2	4	9	4
26.0501	MICROBIOLOGY & IMMUNOLOGY.....	UCHSC	PH.D	7	3	3	2	3	4	4	3	2	5
26.0601	ANATOMY.....	CSU	MS	4	3	2	1	3	4	2	1	3	0
26.0601	ANATOMY.....	CSU	PH.D	1	1	1	0	2	2	2	0	1	0
26.0603	MINERAL RESOURCES ECOLOGY.....	CSM	MS	0			2			5	1	6	25
26.060302	ECOLOGICAL ENGINEERING.....	CSM	MS	0				1	3	5	8	13	20
26.0611	RADIOLOGY & RADIATION BIOLOGY.....	CSU	MS	12	10	6	11	3	7	4	8	6	10
26.0611	MEDICAL PHYSICS.....	UCHSC	MS	5	2	5	2	4	3	6	3	5	6
26.0611	RADIOLOGY & RADIATION BIOLOGY.....	CSU	PH.D	4	2	4	1	7	2	3	4	2	7
26.0614	BIOMETRICS.....	UCHSC	MS	2	1	1	3	6	1	0	3	2	1
26.0614	BIOMETRICS.....	UCHSC	PH.D					3	1	1	1	1	1
26.0699	ENVIRONMENTAL SCIENCE.....	ASC	BA/BS	1	4	0	2						
26.0699	BIOMEDICAL BASIC SCIENCE.....	UCHSC	MS								6	4	1
26.0701	ZOOLOGY.....	CSU	BS	27	30	27	38	36	30	23	27	16	15
26.0701	ZOOLOGY.....	UNC	BA	6	11	2	8	13	7	9	3	2	
26.0701	ZOOLOGY.....	CSU	MS	13	10	4	4	2	5	6	2	7	9
26.0701	ZOOLOGY.....	UNC	MA	6	2	2	4	4	0	2	1		

Area 26  
LIFE SCIENCES

Cip Code	Program Name	Inst	Degree Title	Fy83	Fy84	Fy85	Fy86	Fy87	Fy88	Fy89	Fy90	Fy91	Fy92
26.0701	ZOOLOGY.....	CSU	PH.D	7	7	5	4	2	8	1	7	8	1
26.0702	ENTOMOLOGY.....	CSU	BS	10	5	3	4	2	11	1	0	0	0
26.0702	ENTOMOLOGY.....	CSU	MS				1	1	4	6	1	3	3
26.0702	ENTOMOLOGY.....	CSU	PH.D					2	2	3	1	2	1
26.0704	PATHOLOGY.....	CSU	MS	8	2	1	2	2	0	2	1	0	0
26.0704	PATHOLOGY.....	UCHSC	MS			1							
26.0704	PATHOLOGY.....	CSU	PH.D	4	1	7	5	6	4	6	1	6	5
26.0704	EXPERIMENTAL PATHOLOGY.....	UCHSC	PH.D		1	3	2	2		2	1	1	3
26.0705	PHARMACOLOGY.....	UCHSC	MS			2			2				
26.0705	PHARMACOLOGY.....	UCHSC	PH.D	2	2	5	5	4	2	4	2	3	3
26.0706	PHYSIOLOGY.....	CSU	MS	9	8	6	8	2	8	5	2	7	6
26.0706	PHYSIOLOGY.....	UCHSC	MS	1	1	1	1						
26.0706	PHYSIOLOGY.....	CSU	PH.D	4	3	4	4	1	6	3	4	3	5
26.0706	PHYSIOLOGY.....	UCHSC	PH.D	0	0	1	2	0	0	0	0	1	0
** Subtotal	Area 26 - LIFE SCIENCES			772	730	689	736	651	705	681	791	732	886



Area 27  
MATHEMATICS

Cip Code	Program Name	Inst	Degree Title	Fy83	Fy84	Fy85	Fy86	Fy87	Fy88	Fy89	Fy90	Fy91	Fy92
27.0101	MATHEMATICS.....	ASC	BA/BS	2	3	5	3	5	9	10	10	11	10
27.0101	MATHEMATICS & COMPUTER SCIENCE.....	CSM	BS	9	11	17	29	28	21	14	15	18	16
27.0101	MATHEMATICS.....	CSU	BS	18	26	43	60	49	74	54	39	52	42
27.0101	MATHEMATICS.....	FLC	BA	16	15	29	28	18	23	25	19	9	11
27.0101	MATHEMATICS.....	METRO	BA/BS	27	32	51	45	70	46	49	66	50	52
27.0101	MATHEMATICS.....	UCB	BA	47	71	77	51	51	66	42	59	47	43
27.0101	MATHEMATICS.....	UCCS	BA	4	10	11	9	11	6	5	7	4	12
27.0101	MATHEMATICS.....	UCD	BS	18	15	28	43	40	28	28	33	25	25
27.0101	MATHEMATICS.....	UNC	BA	21	11	20	35	29	33	37	30	37	44
27.0101	MATHEMATICS.....	USC	BA/BS	4	9	5	10	4	12	13	12	11	7
27.0101	MATHEMATICS.....	WSC	BA	6	6	4	3	5	11	7	3	5	7
27.0101	MATHEMATICS & COMPUTER SCIENCE.....	CSM	MS	1	2	2	2	6	2	3	16	10	13
27.0101	MATHEMATICS.....	CSU	MS/MAT	12	9	4	9	13	13	14	14	21	12
27.0101	MATHEMATICS.....	UCB	MA	4	5	1	3	4	12	5	8	8	5
27.0101	MATHEMATICS.....	UCD	MA	1	0	1	1	3	1	0	2	1	1
27.0101	MATHEMATICS.....	UNC	MA	2	1	1	2	1	1	1	11	22	9
27.0101	MATHEMATICS & COMPUTER SCIENCE.....	CSM	PH.D						1		2	1	1
27.0101	MATHEMATICS.....	CSU	PH.D	4	3	4	0	2	5	7	1	1	5
27.0101	MATHEMATICS.....	UCB	PH.D	4	5	1	6	2	4	2	4	9	5
27.0101	MATHEMATICS.....	UNC	DA	2	1	0	0	0	0	0	1	0	0
27.0301	APPLIED MATHEMATICS.....	UCB	BS	17	17	16	15	21	17	22	10	12	8
27.0301	APPLIED MATHEMATICS.....	UCCS	BS	3	0	1	3	5	7	3	6	8	9
27.0301	APPLIED MATHEMATICS.....	UCD	BS	3	6	4	7	5	6	4	5	4	5
27.0301	APPLIED MATHEMATICS.....	UCB	MS	5	6	6	3	2	5	12	4	1	4
27.0301	APPLIED MATHEMATICS.....	UCCS	MS				1	1	0	4	4	2	2
27.0301	APPLIED MATHEMATICS.....	UCD	MS	2	2	3	9	12	14	12	5	10	7
27.0301	APPLIED MATHEMATICS (CU SYS).....	UCB	PH.D	1	0	0	1	0	0	0	1	1	1
27.030102	APPLIED MATHEMATICS (CU SYS).....	UCD	PH.D	0	0	0	0	0	1	0	2	4	2
27.0501	STATISTICS.....	CSU	BS	5	2	1	2	2	1	0	6	1	2
27.0501	STATISTICS.....	CSU	MS	6	8	1	2	6	3	4	5	3	10
27.0501	STATISTICS.....	CSU	PH.D	2	5	2	3	7	6	5	3	2	2
** Subtotal	Area 27 - MATHEMATICS			238	281	338	365	402	428	382	403	390	372

244

245



Area 30  
INTERDISCIPLINARY STUDIES

Cip Code	Program Name	Inst	Degree Title	Fy83	Fy84	Fy85	Fy86	Fy87	Fy88	Fy89	Fy90	Fy91	Fy92
30.0101	BASIC SCIENCE.....	UCB	MBS	8	5	4	5	7	10	3	6	6	9
30.0101	BASIC SCIENCE.....	UCCS	MBS	2	2	2	3	6	9	4	6	5	18
30.0101	BASIC SCIENCE.....	UCD	MBS	6	3	4	5	4	6	6	3	1	3
30.0101	APPLIED NATURAL SCIENCE.....	UCS	MS							0	1		
30.0101	SCIENCE.....	WSC	MA	5	4	5	5	3	1	3	7		
30.9999	STUDENT CONSTRUCTED MAJOR.....	FLC	BA	24	13	14	4	14	25	23	29	22	13
30.9999	BIOLOGICAL & AGRICULTURAL SCIENCES.....	MESA	BA	11	13	14	9	13	15	23	17	17	25
30.999902	PHYSICAL & MATHEMATICAL SCIENCES.....	MESA	BS	30	32	32	34	38	31	27	24	37	23
30.999903	SELECTED STUDIES.....	MESA	BA	13	26	40	35	46	53	66	30	40	33
30.9999	CONTRACT MAJORS.....	METRO	BA/BS	34	40	46	50	65	58	68	92	79	101
30.9999	DISTRIBUTED STUDIES.....	UCB	BA	51	60	78	87	78	49	39	79	53	44
30.999902	INDIVIDUALLY STRUCTURED MAJOR.....	UCB	BA	6	5	9	0	0	0	7	4	1	5
30.9999	DISTRIBUTED STUDIES.....	UCCS	BA	39	29	28	20	15	11	13	18	17	11
30.9999	INDIVIDUALLY STRUCTURED MAJOR.....	UCD	BA	12	19	14	18	12	7	13	23	24	19
30.9999	INTERDISCIPLINARY STUDIES.....	UNC	BA	10	8	8	9	7	8	16	13	7	11
30.9999	GRADUATE INTERDISCIPLINARY DEGREE PROGRAM.....	UNC	MA/MS	3	10	13	16	10	10	10	14	13	5
30.999902	GRADUATE INTERDISCIPLINARY DEGREE PROGRAM.....	UNC	ED.S				2	2	0	1	1	0	0
30.9999	GRADUATE INTERDISCIPLINARY DEGREE PROGRAM.....	UNC	ED.D/DA	24	13	15	10	16	9	7	11	7	4
** Subtotal	Area 30 - INTERDISCIPLINARY STUDIES			278	282	326	312	336	302	329	378	329	324

Area 31  
PARKS AND RECREATION

Cip Code	Program Name	Inst Title	Degree Title	Fy83	Fy84	Fy85	Fy86	Fy87	Fy88	Fy89	Fy90	Fy91	Fy92
31.0101	LEISURE STUDIES.....	METRO	BA	10	16	24	7	13	8	15	14	11	17
31.0101	RECREATION.....	WSC	BA	17	7	10	13	9	13	10	11	10	10
31.0301	RECREATION RESOURCES MANAGEMENT.....	CSU	BS	44	35	32	38	33	21	29	18	36	44
31.0301	RECREATION & LEISURE SERVICES.....	MESA	BA	8	8	10	10	9	7	15	7	15	10
31.0301	RECREATION.....	UCB	BS	77	74	97	80	68	24	0	0	0	0
31.0301	RECREATION.....	UNC	BS	39	29	31	32	15	24	18	28	37	50
31.0301	RECREATION.....	USC	BS	13	9	7	4	9	4	3	4	4	5
31.0301	RECREATION.....	UNC	MA	11	16	13	9	9	4	4	5	9	12
31.0504	HEALTH FITNESS TECHNOLOGY.....	CMC	C					3	7	11	10	14	2
31.0505	EXERCISE PHYSIOLOGY & LEISURE SCIENCE.....	ASC	BA	16	20	11	5	20	12	25	19	12	20
31.0505	EXERCISE & SPORT SCIENCE.....	CSU	BS	64	41	47	52	54	61	50	65	101	120
31.0505	EXERCISE SCIENCE.....	FLC	BA	13	13	22	12	9	10	13	18	15	19
31.0505	HUMAN PERFORMANCE & SPORTS.....	METRO	BA	15	10	12	25	19	35	21	31	54	38
31.0505	KINESIOLOGY.....	UCB	BA	37	49	65	64	54	63	78	96	86	104
31.0505	KINESIOLOGY.....	UNC	BA	60	53	60	52	53	48	49	56	50	69
31.0505	KINESIOLOGY.....	USC	BS	28	18	15	16	12	12	14	9	15	19
31.0505	KINESIOLOGY.....	WSC	BA	32	34	25	18	23	13	21	19	11	12
31.0505	EXERCISE & SPORT SCIENCE.....	CSU	MS	15	16	16	14	14	11	13	8	9	16
31.0505	KINESIOLOGY.....	UCB	MS	19	24	14	12	9	13	5	14	16	14
31.9999	RECREATION RESOURCES.....	CSU	MS	10	7	9	11	4	6	5	5	5	6
31.9999	RECREATION RESOURCES.....	CSU	PH.D	1	0	4	1	2	4	4	0	2	0
** Subtotal	Area 31 - PARKS AND RECREATION			529	479	524	475	441	400	403	437	512	587

248

249



Area 36 LEISURE AND RECREATION													
Cip Code	Program Name	Inst Title	Degree	Fy83	Fy84	Fy85	Fy86	Fy87	Fy88	Fy89	Fy90	Fy91	Fy92
36.0101	RECREATION	ASC	BA	4	0	0	1	3	4				
** Subtotal	Area 36 - LEISURE AND RECREATION			4	0	0	1	3	4	0	0	0	0

Area 38  
PHILOSOPHY AND RELIGION

Cip Code	Program Name	Inst	Degree Title	Fy83	Fy84	Fy85	Fy86	Fy87	Fy88	Fy89	Fy90	Fy91	Fy92
38.0101	PHILOSOPHY.....	CSU	BA	8	9	7	7	8	6	9	8	11	5
38.0101	PHILOSOPHY.....	FLC	BA										4
38.0101	PHILOSOPHY.....	METRO	BA	3	2	4	5	2	4	3	5	2	8
38.0101	PHILOSOPHY.....	UCB	BA	16	17	28	24	23	23	26	32	27	39
38.0101	PHILOSOPHY.....	UCCS	BA		3	4	5	1	2	3	2	5	2
38.0101	PHILOSOPHY.....	UCD	BA	3	3	5	3	1	6	3	5	7	4
38.0101	PHILOSOPHY.....	UNC	BA	2	3	3	5	2	1	1	0	6	7
38.0101	PHILOSOPHY.....	USC	BA	1	2	0	1	0	0	2	1	2	3
38.0101	PHILOSOPHY.....	CSU	MA	3	3	1	2	5	4	4	1	1	1
38.0101	PHILOSOPHY.....	UCB	MA	6	5	2	3	7	10	5	7	2	4
38.0101	PHILOSOPHY.....	UCB	PH.D	2	2	3	2	3	3	4	3	0	1
38.0201	RELIGIOUS STUDIES.....	UCB	BA	7	8	11	8	6	9	8	5	10	11
38.0201	RELIGIOUS STUDIES.....	UCB	MA				1	1	2	4	0	3	6
** Subtotal	Area 38 - PHILOSOPHY AND RELIGION			51	57	68	66	59	70	72	69	76	95

252

253

Area 40  
PHYSICAL SCIENCES

Cip Code	Program Name	Inst	Degree Title	Fy83	Fy84	Fy85	Fy86	Fy87	Fy88	Fy89	Fy90	Fy91	Fy92
40.0101	PHYSICAL SCIENCE.....	CSU	BS	7	4	6	12	7	3	4	9	6	12
40.0101	GENERAL SCIENCE.....	FLC	BS	2	0	0	3	0	1	1	0	0	0
40.0101	PHYSICAL SCIENCES.....	UNC	BA	3	4	6	1	1	2	4	1	3	0
40.0401	METEOROLOGY.....	METRO	BS	7	9	8	8	12	4	8	12	6	11
40.0401	ATMOSPHERIC SCIENCE.....	CSU	MS	18	12	16	15	10	10	13	17	13	12
40.0401	ATMOSPHERIC SCIENCE.....	CSU	PH.D	8	4	9	5	7	7	7	5	5	8
40.0501	CHEMISTRY.....	ASC	BA/BS	6	3	2	3	5	4	10	4	4	8
40.0501	CHEMISTRY.....	CSM	BS	7	8	7	16	6	10	5	4	10	5
40.0501	CHEMISTRY.....	CSU	BS	17	28	12	26	23	22	26	12	15	15
40.0501	CHEMISTRY.....	FLC	BS	10	14	13	18	17	11	13	17	17	9
40.0501	CHEMISTRY.....	METRO	BA/BS	24	10	13	20	17	19	22	22	20	32
40.0501	CHEMISTRY.....	UCB	BA	50	49	42	45	29	30	26	41	34	38
40.0501	CHEMISTRY.....	UCCS	BA/BS	11	6	5	2	8	5	11	6	9	7
40.0501	CHEMISTRY.....	UCD	BS	13	19	11	10	8	10	12	7	10	9
40.0501	CHEMISTRY.....	UNC	BA	9	8	14	11	10	7	9	9	5	11
40.0501	CHEMISTRY.....	UNC	BS	5	6	4	2	4	2	10	3	1	5
40.0501	CHEMISTRY.....	WSC	BA	2	4	4	1	2	5	1	3	4	1
40.0501	CHEMISTRY.....	CSM	MS	2	2	1	4	3	1	2	4	1	0
40.0501	CHEMISTRY.....	CSU	MS	2	0	3	2	0	3	4	1	2	1
40.0501	CHEMISTRY.....	UCB	MS	6	7	9	11	5	12	4	7	9	7
40.0501	CHEMISTRY.....	UCD	MS	1	3	0	1	4	9	5	1	3	4
40.0501	CHEMISTRY.....	UNC	MA	2	0	0	1	3	0	0	1	0	2
40.0501	CHEMISTRY.....	CSU	PH.D	14	12	16	17	15	14	11	24	22	13
40.0501	CHEMISTRY.....	UCB	PH.D	17	25	15	13	14	25	20	29	24	19
40.0501	CHEMISTRY.....	UNC	DA	1	0	0	1	0	0	0	0	0	0
40.0506	CHEMICAL PHYSICS.....	UCB	PH.D	2	3	4	3	4	3	2	2	3	0
40.0599	APPLIED CHEMISTRY.....	CSM	PH.D	1	1	1	1	7	1	1	1	1	3
40.0601	GEOLOGY.....	ASC	BA/BS	7	9	1	3	3	1	5	1	3	0
40.060102	GEOLOGY.....	CSU	BS	38	66	50	60	29	16	17	9	8	6
40.0601	GEOLOGY.....	FLC	BS	41	41	36	30	18	14	8	5	5	7
40.0601	GEOLOGY.....	UCB	BA	76	82	55	46	36	20	15	13	12	9
40.0601	GEOLOGY.....	UCD	BS	29	27	34	21	10	6	8	6	4	6
40.0601	GEOLOGY.....	UNC	BS	14	11	9	10	1	2	1	0	0	0
40.0601	GEOLOGY.....	WSC	BA	35	24	23	14	13	8	7	4	3	4



Area 40  
PHYSICAL SCIENCES

Cip Code	Program Name	Inst	Degree Title	Fiscal Year									
				Fy83	Fy84	Fy85	Fy86	Fy87	Fy88	Fy89	Fy90	Fy91	Fy92
40.0601	GEOLOGY.....	CSM	MS	17	25	13	15	0	16	11	7	11	18
40.060102	GEOLOGY.....	CSU	MS	16	8	18	0	16	10	15	24	10	10
40.0601	GEOLOGY.....	UCB	MS	20	11	28	19	24	18	15	16	11	9
40.0601	GEOLOGY.....	CSM	PH.D	4	1	2	3	0	7	7	6	4	4
40.0601	GEOLOGY.....	UCB	PH.D	5	9	8	6	7	6	6	11	14	7
40.0602	GEOCHEMISTRY.....	CSM	MS	7	2	2	0	5	4	4	2	3	3
40.0602	GEOCHEMISTRY.....	CSM	PH.D	4	1	2	0	1	3	0	4	5	5
40.0603	GEOPHYSICS.....	CSM	MS	16	17	24	18	0	13	9	5	11	6
40.0603	GEOPHYSICS.....	CSM	PH.D	3	3	4	4	0	5	6	3	3	2
40.0603	GEOPHYSICS.....	UCB	PH.D	1	1	1	4	2	1	2	0	3	3
40.0701	METALLURGY.....	CSM	MS	2	0	2	4	0	2	1	0	2	1
40.0701	METALLURGY.....	CSM	PH.D	2	1	2	1	0	0	1	1	1	1
40.0703	EARTH SCIENCE.....	ASC	BA/BS	1									
40.070302	WATERSHED SCIENCES.....	CSU	BS	20	17	24	0	15	9	5	16	5	4
40.0703	EARTH SCIENCES.....	UNC	BA	17	28	35	24	9	14	9	12	13	20
40.0703	EARTH RESOURCES.....	CSU	MS	12	9	15	20	10	7	8	0	5	5
40.0703	ASTRO-PHYS. PLANETARY & ATMOSPHERIC SCIE..	UCB	MS	8	7	10	5	0	2	6	3	9	3
40.0703	EARTH SCIENCES.....	UNC	MA	2	1	2	3	2	2	0	1	2	6
40.0703	EARTH RESOURCES.....	CSU	PH.D	2	3	2	3	1	3	3	6	2	2
40.0703	ASTRO-PHYS. PLANETARY & ATMOSPHERIC SCIE..	UCB	PH.D	5	4	9	7	5	6	10	9	5	7
40.0801	PHYSICS.....	ASC	BA					1					2
40.0801	PHYSICS.....	CSU	BS	19	20	19	13	14	12	14	10	9	9
40.0801	PHYSICS.....	FLC	BS	3	2	4	2	5	6	1	2	4	7
40.0801	PHYSICS.....	METRO	BA/BS	1	0	4	1	1	2	4	3	3	0
40.0801	PHYSICS.....	UCB	BA	24	19	21	19	22	24	15	28	30	27
40.0801	PHYSICS.....	UCCS	BS	2	12	10	9	4	5	6	6	3	5
40.0801	PHYSICS.....	UCD	BS	2	3	2	4	0	2	8	3	1	1
40.0801	PHYSICS.....	UNC	BA	1	3	4	4	7	6	4	8	6	6
40.0801	PHYSICS.....	UNC	BS	3	4	3	5	5	1	2	1	3	6
40.0801	PHYSICS.....	WSC	BA	2	0	3	1	1	2	1	0	1	0

Area 40  
PHYSICAL SCIENCES

Cip Code	Program Name	Inst	Degree Title	Fy83	Fy84	Fy85	Fy86	Fy87	Fy88	Fy89	Fy90	Fy91	Fy92
40.0801	PHYSICS.....	CSM	MS	1	3	4	4	3	1	1	9	4	2
40.0801	PHYSICS.....	CSU	MS	8	2	5	1	4	7	3	10	3	7
40.0801	PHYSICS.....	UCB	MS	13	12	15	20	13	18	14	12	14	17
40.0801	PHYSICS.....	UCCS	MS									1	4
40.0801	PHYSICS.....	CSU	PH.D	4	2	1	3	2	7	3	1	1	7
40.0801	PHYSICS.....	UCB	PH.D	9	13	9	10	12	15	12	15	19	22
40.081002	MATHEMATICAL PHYSICS.....	UCB	PH.D								1	1	1
40.0899	APPLIED PHYSICS.....	CSM	PH.D		1			2		2	3		4
** Subtotal	Area 40 - PHYSICAL SCIENCES			739	743	735	669	524	523	495	514	483	506



Area 41 SCIENCE TECHNOLOGIES													
Cip Code	Program Name	Inst	Degree Title	Fy83	Fy84	Fy85	Fy86	Fy87	Fy88	Fy89	Fy90	Fy91	Fy92
41.0301	CHEMICAL OPERATOR TRAINING.....	CCD	C	0	0	0	0	0	0	0	0	40	0
**	Subtotal Area 41 - SCIENCE TECHNOLOGIES			0	0	0	0	0	0	0	0	40	0

260

261

Area 42  
PSYCHOLOGY

Cip Code	Program Name	Inst	Degree Title	Fy83	Fy84	Fy85	Fy86	Fy87	Fy88	Fy89	Fy90	Fy91	Fy92
42.0101	PSYCHOLOGY.....	ASC	BA	25	21	13	19	20	13	23	20	24	25
42.0101	PSYCHOLOGY.....	CSU	BS	66	83	105	101	76	111	105	127	149	138
42.0101	PSYCHOLOGY.....	FLC	BA	23	24	23	26	19	31	34	19	39	39
42.0101	PSYCHOLOGY.....	METRO	BA	40	36	47	45	67	63	71	90	79	111
42.0101	PSYCHOLOGY.....	UCB	BA	197	190	190	241	234	264	309	341	338	383
42.0101	PSYCHOLOGY.....	UCCS	BA	62	72	50	48	38	55	54	58	56	64
42.0101	PSYCHOLOGY.....	UCD	BA	45	38	56	54	56	56	70	78	81	80
42.0101	PSYCHOLOGY.....	UNC	BA	69	49	74	54	55	60	64	62	77	95
42.0101	PSYCHOLOGY.....	UNC	BA/BS	14	9	17	19	12	19	37	37	35	40
42.0101	PSYCHOLOGY.....	WSC	BA	7	11	7	12	7	12	9	21	18	30
42.0101	PSYCHOLOGY.....	CSU	MS	10	11	11	11	11	18	8	9	12	15
42.0101	PSYCHOLOGY.....	UCB	MA	18	26	27	25	22	21	35	20	31	23
42.0101	PSYCHOLOGY.....	UCD	MA	6	4	17	6	21	11	16	16	17	22
42.0101	PSYCHOLOGY.....	UNC	MA			1	4	10	3	6	7	11	2
42.0101	PSYCHOLOGY.....	CSU	PH.D	6	15	10	15	12	7	11	17	15	9
42.0101	PSYCHOLOGY.....	UCB	PH.D	26	17	15	18	12	20	20	13	13	24
42.0601	GUIDANCE & COUNSELING.....	ASC	MA	26	12	33	12	33	35	43	83	80	30
42.0601	AGENCY COUNSELING.....	UNC	MA										62
42.0601	COUNSELING PSYCHOLOGY.....	UNC	PSY.D	15	10	13	5	10	14	12	13	13	4
42.1701	SCHOOL PSYCHOLOGY.....	UNC	ED.S				5	6	3	1	2	2	5
42.170102	SCHOOL PSYCHOLOGY.....	UNC	ED.S										0
42.1701	SCHOOL PSYCHOLOGY.....	UNC	PH.D				3	5	4	2	3	2	3
** Subtotal	Area 42 - PSYCHOLOGY			655	628	709	723	726	820	930	1036	1092	1204

Area 43  
PROTECTIVE SERVICES

Cip Code	Program Name	Inst	Degree Title	Fy83	Fy84	Fy85	Fy86	Fy87	Fy88	Fy89	Fy90	Fy91	Fy92
43.0102	DETENTION OFFICER TRAINING.....	ACC	C	2	23	47	0	0	0	0	1	0	0
43.0103	ADMINISTRATION OF JUSTICE.....	ACC	C				43	59	52	65	112	102	116
43.0103	CRIMINAL JUSTICE.....	CNCC	C				1	0	1	0	0	0	2
43.0103	CRIMINAL JUSTICE.....	PCC	C	0	0	0	1	0	0	0	0	0	1
43.0103	CRIMINAL JUSTICE ADMINISTRATION.....	PPCC	C	56	39	22	5	6	0	0	5	1	1
43.0103	CRIMINAL INVESTIGATIONS.....	RRCC	C	0	0	0	0	0	0	0	0	4	6
43.0103	ADMINISTRATION OF JUSTICE.....	ACC	AAS	18	21	19	20	12	12	16	19	17	15
43.0103	CRIMINAL JUSTICE.....	AIMS	AAS	4	7	13	20	10	12	10	13	15	16
43.0103	CRIMINAL JUSTICE (CLETA).....	CMC	AAS			1	1	2	7	6	7	5	2
43.0103	CRIMINAL JUSTICE.....	CNCC	AAS					13	14	12	11	16	11
43.0103	CRIMINAL JUSTICE.....	MESA	AAS	11	9	17	5	5	1	1			
43.0103	CRIMINAL JUSTICE.....	PCC	AAS		1	1	5	35	33	31	16	41	30
43.0103	CRIMINAL JUSTICE ADMINISTRATION.....	PPCC	AAS	70	56	40	37	23	22	25	27	28	27
43.0103	CRIMINAL JUSTICE.....	RRCC	AAS	17	19	21	23	23	24	18	16	23	18
43.0103	CRIMINAL JUSTICE.....	TSJC	AAS	8	7	9	6	13	13	12	13	5	8
43.0103	CRIMINAL JUSTICE & CRIMINOLOGY.....	METRO	BS	58	84	72	71	70	92	97	123	138	141
43.0103	CRIMINAL JUSTICE.....	UCD	MCJ	13	12	11	3	11	5	5	5	12	16
43.0106	CRIMINALISTICS.....	METRO	BS	17	2	1	1	4	1	4	2	0	0
43.0107	BASIC PEACE OFFICER TRAINING.....	AIMS	C					1	1	60	41	40	25
43.0107	COLORADO LAW ENFORCEMENT TRAINING ACADEMY.....	CMC	C					35	12	10	14	17	17
43.0107	LAW ENFORCEMENT TECHNOLOGY.....	MCC	C	8	5	11	4	0	7	14	9	13	10
43.0107	LAW ENFORCEMENT.....	RRCC	C	1	1	4		3	5	2	4		0
43.0107	COLORADO LAW ENFORCEMENT TRAINING ACADEMY.....	TSJC	C					50	50	54	61	79	76
43.0107	LAW ENFORCEMENT.....	METRO	AAS	1	2	0	0	0	0	0	0	0	0
43.0201	FIRE SERVICE TECHNOLOGY.....	ACC	C								1		62
43.0201	FIRE SCIENCE TECHNOLOGY.....	CMC	C										
43.0201	FIRE SERVICE TECHNOLOGY.....	AIMS	AAS	2	8	17	16	8	5	8	9	8	3
43.0201	FIRE SCIENCE TECHNOLOGY.....	CMC	AAS		4	2	1		2	2	1	6	4
43.0201	FIRE SCIENCE TECHNOLOGY.....	RRCC	AAS										24
43.0203	FIRE SERVICE TRAINING ACADEMY.....	AIMS	C						25		9	13	14
43.020302	VOLUNTEER FIREFIGHTER TRAINING.....	AIMS	C								1		
43.0203	FIRE SCIENCE.....	PPCC	C	9	4	1	6	2	0	0	0	0	0

Area 43  
PROTECTIVE SERVICES

Cip Code	Program Name	Inst	Degree Title	Fy83	Fy84	Fy85	Fy86	Fy87	Fy88	Fy89	Fy90	Fy91	Fy92
43.0203	FIRE SCIENCE.....	PPCC	AAS	13	5	5	7	4	3	3	2	2	2
43.0203	FIRE SCIENCE TECHNOLOGY.....	RRCC	AAS	24	18	64	26	23	11	8	12	15	0
** Subtotal Area 43 - PROTECTIVE SERVICES				332	327	378	301	361	408	463	534	583	647

Area 44  
PUBLIC AFFAIRS

Cip Code	Program Name	Inst	Degree Title	Fy83	Fy84	Fy85	Fy86	Fy87	Fy88	Fy89	Fy90	Fy91	Fy92
44.0401	PUBLIC ADMINISTRATION.....	UCCS	MPA	21	29	26	26	26	20	21	23	21	43
44.0401	PUBLIC ADMINISTRATION.....	UCD	MPA	77	57	46	30	50	53	40	38	62	65
44.0401	PUBLIC ADMINISTRATION.....	UCD	PH.D	3	7	5	7	4	6	16	11	6	7
44.0701	SOCIAL WORK.....	CSU	BA	83	60	57	46	58	49	36	50	47	58
44.0701	HUMAN SERVICES.....	METRO	BS	33	39	30	40	35	40	58	53	80	75
44.070102	SOCIAL WELFARE.....	METRO	BS	14	9	5	11	10	16	30	21	16	26
44.0701	SOCIAL WORK.....	USC	BSH	15	10	14	17	29	24	32	23	29	41
44.0701	SOCIAL WORK.....	CSU	MSH					18	21	26	19	23	26
** Subtotal	Area 44 - PUBLIC AFFAIRS			246	211	183	177	230	229	259	238	284	341

258

269

Area 45  
SOCIAL SCIENCES

Cip Code	Program Name	Inst	Degree Title	Fy83	Fy84	Fy85	Fy86	Fy87	Fy88	Fy89	Fy90	Fy91	Fy92
45.0101	SOCIAL SCIENCES.....	CSU	BA	43	47	44	45	56	71	87	94	125	141
45.0101	SOCIAL SCIENCES.....	MESA	BA	17	24	25	29	31	36	46	46	69	66
45.0101	SOCIAL SCIENCE.....	UNC	BA	21	17	10	14	4	4	6	11	28	53
45.0101	SOCIAL SCIENCE.....	UNC	BA/BS	0	0	0	10	7	11	30	18	33	31
45.0101	SOCIAL SCIENCES.....	UCD	MSS	5	10	6	6	5	8	5	9	7	9
45.0101	SOCIAL SCIENCE.....	UNC	MA	43	20	1	1	3	1	0	0	0	0
45.0101	SOCIAL STUDIES.....	WSC	MA	2	3	2	0	2	3	3	1		
45.0201	ANTHROPOLOGY.....	ASC	BA	1									
45.0201	ANTHROPOLOGY.....	CSU	BA	24	9	9	11	10	20	11	18	12	18
45.0201	ANTHROPOLOGY.....	FLC	BA	9	7	8	10	7	6	11	12	9	12
45.0201	ANTHROPOLOGY.....	METRO	BA	4	2	3	1	4	6	5	7	15	7
45.0201	ANTHROPOLOGY.....	UCB	BA	43	49	36	27	40	46	50	55	60	75
45.0201	ANTHROPOLOGY.....	UCCS	BA	6	5	4	5	6	5	2	3	3	5
45.0201	ANTHROPOLOGY.....	UCD	BA	5	11	3	8	6	5	4	8	11	13
45.0201	ANTHROPOLOGY.....	UNC	BA	5	3	1	1	1	1	0	0	0	0
45.0201	ANTHROPOLOGY.....	UNC	BA	4	2	3	0	2	4	2	0	2	2
45.0201	ANTHROPOLOGY.....	CSU	MA	2	1	2	3	3	5	8	5	4	4
45.0201	ANTHROPOLOGY.....	UCB	MA	9	3	5	6	9	8	9	11	10	8
45.0201	ANTHROPOLOGY.....	UCD	MA	6	8	4	4	2	0	1	9	4	3
45.0201	ANTHROPOLOGY.....	UCB	PH.D	6	8	4	6	9	3	3	5	6	5
45.0601	ECONOMICS.....	ASC	BA	1									
45.0601	ECONOMICS.....	CSU	BA	36	44	63	78	73	78	45	66	61	69
45.0601	ECONOMICS.....	FLC	BA	1	6	2	6	3	3	3	1	4	8
45.0601	ECONOMICS.....	METRO	BA	4	7	6	10	4	6	10	16	10	14
45.0601	ECONOMICS.....	UCB	BA	150	153	141	150	185	174	179	195	181	136
45.0601	ECONOMICS.....	UCCS	BA	11	9	8	9	11	4	3	12	8	10
45.0601	ECONOMICS.....	UCD	BA	22	14	8	21	17	16	19	29	36	15
45.0601	ECONOMICS.....	UNC	BA	8	2	4	1	3	2	6	6	14	12
45.0601	ECONOMICS.....	WSC	BA	3	3	1	1	2	1	1	1	2	5
45.0601	ECONOMICS.....	CSU	MA	8	5	8	9	7	8	9	6	8	7
45.0601	ECONOMICS.....	UCB	MA	40	39	31	31	17	23	30	25	21	14
45.0601	ECONOMICS.....	UCD	MA	1	2	0	3	3	3	14	5	8	6
45.0601	ECONOMICS.....	CSU	PH.D	9	3	2	3	1	3	1	4	8	3
45.0601	ECONOMICS.....	UCB	PH.D	7	11	10	13	14	12	10	7	13	7
45.0602	MINERAL ECONOMICS.....	CSM	MS	18	19	19	12	32	23	15	32	37	20





Area 45  
SOCIAL SCIENCES

Cip Code	Program Name	Inst	Degree Title	Fy83	Fy84	Fy85	Fy86	Fy87	Fy88	Fy89	Fy90	Fy91	Fy92
45.0602	MINERAL ECONOMICS.....	CSM	PH.D	6	5	3	4	3	5	14	5	8	4
45.0701	GEOGRAPHY.....	UCB	BA	30	32	39	34	77	46	55	43	43	63
45.0701	GEOGRAPHY AND ENVIRONMENTAL STUDIES.....	UCCS	BA	10	11	13	12	7	4	8	13	11	15
45.0701	GEOGRAPHY.....	UCD	BA	3	2	1	2	2	3	2	6	15	3
45.0701	GEOGRAPHY.....	UNC	BA	14	8	6	11	10	2	10	15	14	10
45.0701	GEOGRAPHY.....	USC	BA/BS	1	1	0	1						
45.0701	GEOGRAPHY.....	UCB	MA	10	9	13	7	2	16	9	13	13	7
45.0701	GEOGRAPHY.....	UCD	MA	0	1	0	1	0	0	0	0		
45.0701	GEOGRAPHY.....	UNC	MA	0	1	0	1	2	2	0	0	1	0
45.0701	GEOGRAPHY.....	UCB	PH.D	1	3	2	8	8	7	7	4	8	7
45.0701	GEOGRAPHY.....	UNC	DA	2	4	0	2	0	0	0	1		1
45.0801	HISTORY.....	CSU	BA	34	26	44	49	33	45	36	55	42	58
45.0801	HISTORY.....	FLC	BA	5	5	6	9	8	6	9	10	22	10
45.0801	HISTORY.....	METRO	BA	25	19	19	37	32	40	53	62	66	86
45.0801	HISTORY.....	UCB	BA	84	89	89	78	89	109	119	131	112	148
45.0801	HISTORY.....	UCCS	BA	13	6	11	13	13	10	10	16	24	19
45.0801	HISTORY.....	UCD	BA	12	13	15	18	9	22	10	24	16	24
45.0801	HISTORY.....	UNC	BA	14	21	15	25	18	19	17	25	30	28
45.0801	HISTORY.....	USC	BA	1	2	3	8	1	2	0	2	7	5
45.0801	HISTORY.....	WSC	BA	17	10	13	9	10	5	8	17	15	16
45.0801	HISTORY.....	CSU	MA	6	10	10	9	8	6	4	7	11	10
45.0801	HISTORY.....	UCB	MA	4	4	8	4	2	7	13	11	6	13
45.0801	HISTORY.....	UCCS	MA	3	3	1	4	1	2	1	2	2	1
45.0801	HISTORY.....	UCD	MA	1	2	0	3	0	5	10	11	4	8
45.0801	HISTORY.....	UNC	MA	2	2	1	1	2	2	2	4	4	6
45.0801	HISTORY.....	UCB	PH.D	2	4	2	2	5	5	2	3	3	4
45.0901	INTERNATIONAL AFFAIRS.....	UCB	BA	70	58	50	84	72	91	89	126	136	119
45.1001	POLITICAL SCIENCE.....	CSU	BA	48	44	61	61	69	66	68	71	86	76
45.1001	POLITICAL SCIENCE.....	FLC	BA	10	13	12	15	17	15	15	17	25	23
45.1001	POLITICAL SCIENCE.....	METRO	BA	20	24	14	14	20	20	27	27	24	29
45.1001	POLITICAL SCIENCE.....	UCB	BA	151	125	141	134	140	167	180	203	228	248
45.1001	POLITICAL SCIENCE.....	UCCS	BA	7	22	12	15	6	15	20	19	13	25
45.1001	POLITICAL SCIENCE.....	UCD	BA	25	30	19	34	17	24	32	28	33	39
45.1001	POLITICAL SCIENCE.....	UNC	BA	19	28	19	25	16	23	16	22	36	17

273

272

Area 45  
SOCIAL SCIENCES

Cip Code	Program Name	Inst	Degree Title	Fy83	Fy84	Fy85	Fy86	Fy87	Fy88	Fy89	Fy90	Fy91	Fy92
45.1001	POLITICAL SCIENCE.....	USC	BA/BS	23	20	23	8	13	12	11	6	10	12
45.1001	POLITICAL SCIENCE.....	WSC	BA	5	1	8	5	2	5	4	4	3	2
45.1001	POLITICAL SCIENCE.....	CSU	MA	3	5	6	6	2	3	5	4	1	5
45.1001	POLITICAL SCIENCE.....	UCB	MA	2	3	3	3	1	7	6	4	10	13
45.1001	POLITICAL SCIENCE.....	UCD	MA	4	1	1	3	5	3	8	2	5	8
45.1001	POLITICAL SCIENCE.....	CSU	PH.D	1	0	1	0	2	1	0	2	0	1
45.1001	POLITICAL SCIENCE.....	UCB	PH.D	4	2	3	3	1	2	1	0	2	8
45.1101	SOCIOLOGY.....	ASC	BA	7	6	5	2	4	4	4	9	11	1
45.1101	SOCIOLOGY.....	CSU	BA	17	15	8	16	9	27	27	36	32	33
45.1101	SOCIOLOGY & HUMAN SCIENCES.....	FLC	BA	10	8	19	9	8	11	8	9	16	14
45.1101	SOCIOLOGY.....	METRO	BA	16	11	12	7	8	13	8	12	21	30
45.1101	SOCIOLOGY.....	UCB	BA	43	40	37	38	70	75	64	90	108	130
45.1101	SOCIOLOGY.....	UCCS	BA	23	19	18	16	15	15	30	20	23	19
45.1101	SOCIOLOGY.....	UCD	BA	15	8	10	12	7	17	7	10	14	9
45.1101	SOCIOLOGY.....	UNC	BA	15	15	22	19	43	53	66	74	63	93
45.1101	SOCIOLOGY.....	UCB	BA/BS	20	15	15	13	18	13	26	17	21	29
45.1101	SOCIOLOGY.....	WSC	BA	17	10	6	5	8	6	10	9	16	19
45.1101	SOCIOLOGY.....	CSU	MA	3	0	1	3	3	7	3	2	2	3
45.1101	SOCIOLOGY.....	UCB	MA	4	3	2	2	3	3	8	8	6	2
45.1101	SOCIOLOGY.....	UCCS	MA	3	3	3	7	2	5	4	4	3	2
45.1101	SOCIOLOGY.....	UCD	MA	3	3	1	4	1	5	4	0	3	2
45.1101	SOCIOLOGY.....	UNC	MA	0	2	2	1	2	1	2	2	1	3
45.1101	SOCIOLOGY.....	CSU	PH.D	2	5	3	0	3	4	2	1	2	6
45.1101	SOCIOLOGY.....	UCB	PH.D	5	7	4	8	5	5	6	3	1	2
45.1201	URBAN STUDIES.....	METRO	BA/BS	5	8	3	4	4	3	6	4	2	1
45.1201	URBAN STUDIES.....	UCD	BA	2	3	1	1	0	0	0	1	1	0
45.1201	URBAN AFFAIRS.....	UCD	M.UA	2	0								
45.9999	HISTORY & GOVERNMENT.....	ASC	BA	12	10	12	15	11	13	18	17	14	14
45.9999	BEHAVIORAL SCIENCE.....	METRO	BA	17	14	14	20	16	15	19	32	61	100
45.9999	BEHAVIORAL SCIENCE.....	USC	BA/BS	0	0	0	27	12	5	0	0	0	0
45.9999	HISTORY & GOVERNMENT.....	ASC	MA	0	0	0	0	0	0	0	0	1	1
** Subtotal Area 45 - SOCIAL SCIENCES				1503	1417	1359	1526	1556	1723	1827	2092	2320	2461



Area 46  
CONSTRUCTION TRADES

Cip Code	Program Name	Inst Title	Degree Title	Fy83	Fy84	Fy85	Fy86	Fy87	Fy88	Fy89	Fy90	Fy91	Fy92
46.0101	BRICKLAYING.....	RRCC C	C	0	1	1	0	0	0	0	0	0	
46.0101	BRICKLAYING.....	RRCC AAS	AAS	2	4	1	1	0	1				
46.0201	CARPENTRY.....	ACC C	C	1									1
46.0201	CONSTRUCTION TECHNOLOGY.....	NJC C	C	5	9	1	2	5	2	0	0	0	0
46.0201	CARPENTRY.....	PPCC C	C	4	4	9	2	0	10	6	3	1	0
46.0201	CARPENTRY.....	RRCC C	C	7	1	18	22	5	1	5	3	0	0
46.0201	CARPENTRY.....	RRCC AAS	AAS	13	8	5	5	9	7	2	1	2	0
46.0301	ELECTRICAL DISTRIBUTION.....	PPCC C	C	2									
46.0302	ELECTRICITY: INDUSTRIAL/COMMERCIAL.....	RRCC C	C	6	4	5	4	2	3	2	2	3	1
46.0302	ELECTRICITY: INDUSTRIAL/COMMERCIAL.....	RRCC AAS	AAS	14	11	9	2	7	7	5	3	3	2
46.0303	ELECTRIC LINEWORKER.....	MESA C	C		10	16	14	14	10	13	7	14	22
46.0401	FACILITIES MANAGEMENT.....	PPCC C	C				2	4	3	3	1	2	1
46.0501	PLUMBING.....	RRCC C	C	3	0	4	1	6	2	4	5	3	1
46.0501	PLUMBING.....	RRCC AAS	AAS		2	1	4	1					
46.9999	BUILDING CONSTRUCTION.....	AIMS C	C	6	4	4	1	3	0	2	2	0	0
46.9999	ENERGY EFFICIENT BUILDING TECHNOLOGY.....	CMC C	C	1	19	0	28	4	17	10	14	4	0
46.9999	CONSTRUCTION TECHNOLOGIES.....	CNCC C	C		1								
46.9999	BUILDING TRADES.....	LCC C	C	2	1	1	3	1	2	0	0	0	0
46.9999	BUILDING TRADES.....	MCC C	C	2	2	1	2	1	2	0	0	0	0
46.9999	CONSTRUCTION MANAGEMENT.....	PCC C	C	2	2	2	1	1	3	3			
46.9999	BUILDING TRADES.....	TSJC C	C		4	4		7	3	5	8		
46.9999	CONSTRUCTION SUPERVISION.....	ACC AAS	AAS									1	1
46.9999	BUILDING CONSTRUCTION.....	AIMS AAS	AAS	2	4	3	5	7	5	3	2	0	0
46.9999	CONSTRUCTION MANAGEMENT.....	CCA AAS	AAS						0			2	
46.9999	CONSTRUCTION TECHNOLOGIES.....	CNCC AAS	AAS	6	6	0	0						
46.9999	CONSTRUCTION TRADES TECHNOLOGY.....	PCC AAS	AAS	7	4	9	4	4	0	0	3	1	0
46.9999	BUILDING TRADES.....	TSJC AAS	AAS	7	9	2	3	0	0	1	12	0	0
** Subtotal Area 46 - CONSTRUCTION TRADES				86	106	96	106	80	76	61	66	36	29

216

217



Area 47  
MECHANICS AND REPAIRERS

Cip Code	Program Name	Inst	Degree Title	Fy83	Fy84	Fy85	Fy86	Fy87	Fy88	Fy89	Fy90	Fy91	Fy92
47.0102	BUSINESS MACHINE TECHNOLOGY.....	CCD	C	6	4	1	2						
47.0102	BUSINESS MACHINE TECHNOLOGY.....	CCD	AAS		1	2							
47.0103	CONSUMER ELECTRONICS TECHNOLOGY.....	FRCC	C	1	0	0	4	1	2	5	6	5	0
47.0103	CONSUMER ELECTRONICS TECHNOLOGY.....	FRCC	AAS	10	4	14	12	7	14	7	8	3	0
47.0105	ELECTRONICS ASSEMBLY.....	ACC	C			8							
47.0105	INTEGRATED CIRCUIT FABRICATION TECH.....	PPCC	AAS	0	0	0	0	1	0	0	0	0	0
47.0106	REFRIGERATION & APPLIANCE SERVICE.....	ACC	C			1	1	0	2	21	18	4	6
47.0106	MAJOR APPLIANCE REPAIR.....	PPCC	C	5	4	4	3	1	0	3	1	0	0
47.0106	MAJOR APPLIANCE REPAIR.....	PPCC	AAS	5	5	7	3	4	5	2	3	1	0
47.0302	HEAVY EQUIPMENT MECHANIC.....	CMC	C	24	6								
47.0302	HEAVY EQUIPMENT OPERATOR.....	FRCC	C	0	0	0	0	0	0	0	0	3	2
47.0302	HEAVY EQUIP. OPERATION-PREVENT. MAINTEN....	RRCC	C	6	9	5	4	8	9	2	2	0	0
47.0302	HEAVY EQUIPMENT MECHANICS.....	TSJC	C	5	15	7	1	8	9	2	2	0	0
47.0302	HEAVY VEHICLE MECHANICS.....	PPCC	AAS	2	12	8	0	3	2	4			
47.0302	HEAVY EQUIP. OPERATION-PREVENT. MAINTEN....	RRCC	AAS	3	2	2	0	1	1	1	2	0	0
47.0302	HEAVY EQUIPMENT MECHANICS.....	TSJC	AAS	2	2	1	1	2	1	1	2	0	0
47.0303	INDUSTRIAL TECHNOLOGY.....	MCC	C									1	
47.0402	GUNSMITHING.....	TSJC	C	11	13	9	15	5	12	4	3	4	8
47.0402	GUNSMITHING.....	TSJC	AAS	45	42	34	20	34	18	19	15	16	23
47.0404	MUSIC INSTRUMENT REPAIR TECHNOLOGY.....	TSJC	C	1	0	2	0	0					
47.0501	LP-GAS TECHNOLOGY.....	MCC	C	10	10	4	8	9	23	17	0	0	0
47.0603	AUTO BODY REPAIR.....	ACC	C	6	5	9	0	0	3	1	0	0	2
47.0603	AUTOMOTIVE COLLISION REPAIR TECHNOLOGY....	AIMS	C	8	6	13	19	8	14	6	2	1	4
47.0603	AUTO BODY REPAIR.....	FRCC	C		9	4	8	8	6	6	5	2	2
47.0603	AUTOMOBILE BODY REPAIR.....	MCC	C	17	10	0	3	1	1	0	2	0	1
47.0603	AUTO COLLISION REPAIR.....	MESA	C						4	3	6	11	
47.0603	AUTO BODY REPAIR.....	NJC	C	2	0	1	5	0	3	0	4	0	0
47.0603	AUTO BODY REPAIR.....	PCC	C	8	4	15	3	3	3	3	0	1	2

Area 47

MECHANICS AND REPAIRERS

Cip Code	Program Name	Inst	Degree Title	Fy83	Fy84	Fy85	Fy86	Fy87	Fy88	Fy89	Fy90	Fy91	Fy92
47.0603	AUTO BODY REPAIR.....	PPCC	C	9	3	8	0	2	0	1	1	3	0
47.0603	AUTO BODY REPAIR.....	TSJC	C	5	3	5	6	8	7	11	8	1	3
47.0603	AUTOMOTIVE COLLISION REPAIR TECHNOLOGY.....	AIMS	AAS	3	3	3	6	6	4	7	5	5	2
47.0603	AUTO BODY REPAIR.....	FRCC	AAS	2	2	3	1	5	1	2	5	5	2
47.0603	AUTOMOBILE BODY REPAIR.....	MCC	AAS	11	7	3	3	4	12	5	0	4	5
47.0603	AUTO COLLISION REPAIR.....	MESA	AAS	1	1	1	1	1	2	0	0	2	1
47.0603	AUTO BODY REPAIR.....	NJC	AAS	0	0	1	1	1	0	0	0	2	1
47.0603	AUTO BODY REPAIR.....	PCC	AAS	10	9	10	3	9	8	3	1	4	4
47.0603	AUTO BODY REPAIR.....	PPCC	AAS	1	0	3	0	0	5	1	9	0	1
47.0603	AUTO BODY REPAIR.....	TSJC	AAS	35	46	23	29	28	5	1	0	1	1
47.0604	AUTOMOTIVE SERVICE.....	ACC	C	5	3	5	8	2	3	1	2	3	0
47.0604	AUTOMOTIVE MECHANICS TECHNOLOGY.....	AIMS	C	2	1	0	2	0	0	3	4	0	0
47.0604	AUTOMOTIVE MECHANICS.....	CCD	C	6	6	30	11	4	20	8	9	32	41
47.0604	AUTOMOTIVE MECHANICS.....	FRCC	C	7	7	3	3	5	2	5	3	2	1
47.0604	AUTO MECHANICS.....	LCC	C	11	4	3	1	0	2	0	4	4	2
47.0604	AUTOMOTIVE TECHNOLOGY.....	MCC	C	9	8	7	4	10	5	9	9	5	1
47.0604	AUTO TECHNOLOGY.....	MESA	C	8	8	8	5	6	2	3	2	1	1
47.0604	AUTO TECHNOLOGY.....	NJC	C	10	10	8	9	4	5	10	8	10	9
47.0604	AUTOMOTIVE TECHNOLOGY.....	PCC	C	0	3	1	0	2	23	31	18	21	7
47.0604	AUTOMOTIVE TECHNOLOGY.....	PPCC	C	6	11	11	7	7	6	4	7	8	2
47.0604	AUTO MECHANICS.....	TSJC	C	11	12	10	15	14	17	13	15	10	10
47.0604	AUTOMOTIVE SERVICE & TECHNOLOGY.....	ACC	AAS	11	11	5	3	8	2	7	5	5	5
47.0604	AUTOMOTIVE MECHANICS TECHNOLOGY.....	AIMS	AAS	9	29	24	6	6	4	20	20	2	6
47.0604	FOREIGN AUTOMOTIVE MECHANICS.....	CCD	AAS	3	3	2	2	5	4	5	3	6	2
47.0604	AUTOMOTIVE MECHANICS.....	FRCC	AAS	9	5	13	4	0	4	4	1	1	4
47.0604	AUTOMOTIVE MECHANICS.....	MESA	AAS	65	46	41	29	23	23	32	21	16	16
47.0604	AUTO TECHNOLOGY.....	NJC	AAS	8	5	4	10	4	3	2	1	1	1
47.0604	AUTO TECHNOLOGY.....	PCC	AAS	3	3	2	3	2	2	1	10	2	3
47.0604	AUTOMOTIVE TECHNOLOGY.....	PPCC	AAS	4	4	6	4	4	5	6	11	2	6
47.0604	AUTOMOTIVE TECHNOLOGY.....	RRCC	AAS	9	19	8	5	3	2	3	0	0	0
47.0604	AUTOMOTIVE TECHNOLOGY.....	TSJC	AAS	1	1	2	0	2	1	0	1	0	1
47.0605	HEAVY EQUIPMENT - DIESEL MECHANICS.....	MESA	C	12	5	6	5	7	0	4	3	3	5
47.0605	DIESEL MECHANICS.....	PCC	C	19	8	8	4	4	5	6	11	2	6
47.0605	DIESEL POWER MECHANICS.....	PPCC	C	9	19	8	5	3	2	3	0	0	0
47.0605	DIESEL POWER TECHNOLOGY.....	RRCC	C	12	5	6	5	7	0	4	3	3	5
47.0605	DIESEL MECHANICS.....	PCC	AAS	19	1	8	4	4	0	3	1	0	0
47.0605	DIESEL POWER TECHNOLOGY.....	RRCC	AAS	9	3	3	5	0	2	1	3	6	0

Area 47 MECHANICS AND REPAIRERS													
Cip Code	Program Name	Inst	Degree Title	Fy83	Fy84	Fy85	Fy86	Fy87	Fy88	Fy89	Fy90	Fy91	Fy92
47.0606	SMALL ENGINE MECHANICS.....	FRCC	C	1	5	3	4	11	5	0	0	0	0
47.0606	SMALL ENGINE MECHANICS.....	FRCC	AAS	4	2	5	2	1	1	0	0	0	1
47.0608	AVIATION MAINTENANCE TECHNOLOGY.....	CNCC	C	10	8	8	8	10	9	1	1	5	7
47.0608	AIRFRAME POWER PLANT.....	CCD	AAS	31	15	3	2	1	2	0	2	1	3
47.0608	AVIATION MAINTENANCE TECHNOLOGY.....	CNCC	AAS					4	5	3	14	7	4
47.0609	AVIATION MAINTENANCE MANAGEMENT.....	PPCC	AAS				2	1	3	3	3	3	10
47.0699	MECHANICS & REPAIRER, OTHER.....	CCD	C			3							
47.9999	SKI TOURING CENTER OPERATIONS.....	CMC	C					1					
** Subtotal	Area 47 - MECHANICS AND REPAIRERS			495	467	456	330	314	329	324	289	233	235



Area 48  
PRECISION PRODUCTION

Cip Code	Program Name	Inst	Degree Title	Fy83	Fy84	Fy85	Fy86	Fy87	Fy88	Fy89	Fy90	Fy91	Fy92
48.0101	DRAFTING TECHNOLOGY.....	AIMS	C						2	4	4	8	6
48.0101	DRAFTING FOR INDUSTRY - TEC CENTER.....	CCD	C	1	3	3	8	6	7	2	0	2	5
48.0101	MACHINE DRAFTING TECHNOLOGY.....	FRCC	C	5	2	6	3	2	4	4	8	13	21
48.0101	DRAFTING TECHNOLOGY.....	PCC	C	13	6	4	6	5	8	4			3
48.0101	DRAFTING.....	PPCC	C	4	0	0	5	1	2	4	6	4	2
48.0101	DRAFTING TECHNOLOGY.....	RRCC	C		2	3	5	2	5	9	2	1	
48.0101	DRAFTING & DESIGN TECHNOLOGY.....	TSJC	C	1	1	0	1	1	0	0	1	2	0
48.0101	DRAFTING TECHNOLOGY.....	CCA	AAS					0				1	1
48.0101	DRAFTING FOR INDUSTRY.....	CCD	AAS	6	4	7	6	7	8	3	7	4	2
48.0101	MACHINE DRAFTING TECHNOLOGY.....	FRCC	AAS	20	12	18	15	14	19	23	22	29	24
48.0101	DRAFTING TECHNOLOGY.....	MESA	AAS	1	3	2	2	3	4	1	2	6	0
48.0101	DRAFTING TECHNOLOGY.....	PCC	AAS			3	5	5	6	6	4	8	3
48.0101	DRAFTING TECHNOLOGY.....	RRCC	AAS		8	6	6	10	14	13	11	14	7
48.0101	DRAFTING & DESIGN TECHNOLOGY.....	TSJC	AAS	5	11	5	4	7	3	1	3	0	1
48.0201	GRAPHIC TECHNOLOGY.....	AIMS	C	1	2	2	1	6	0	3	5	1	0
48.0201	GRAPHIC ARTS.....	CCD	C	9	6	17	27	11	1	5	15	17	6
48.0201	GRAPHIC COMMUNICATIONS.....	CMC	C	8	10	0	0						
48.0201	GRAPHIC ARTS.....	PPCC	C	4	1	4	1	2	4	8	5	7	4
48.0201	GRAPHIC TECHNOLOGY.....	AIMS	AAS	14	6	6	7	11	18	11	16	14	16
48.0201	GRAPHIC ARTS TECHNOLOGY.....	CCA	AAS				0	0	1	0	2	2	1
48.0201	GRAPHIC ARTS.....	CCD	AAS	5	4	12	6	9	5	10	4	5	3
48.0201	PRINTING TECHNOLOGY.....	MESA	AAS	7	5	9	15	16	6	10	14	10	3
48.0201	GRAPHIC ARTS.....	PPCC	AAS	15	12	7	13	9	7	15	5	10	10
48.0212	ELECTRONIC PUBLISHING.....	FRCC	C									2	4
48.0303	UPHOLSTERY.....	PPCC	C	7	10	6	0	3	1	3	3	2	1
48.0503	MACHINE SHOP TECHNOLOGY-AVS.....	ACC	C								1	1	1
48.0503	MACHINE TOOL OPERATOR.....	CCD	C								13	15	10
48.0503	MACHINE SHOP.....	FRCC	C		8	6	3	3	6	23	13	10	11
48.0503	MACHINE & MANUFACTURING TRADES.....	MESA	C				1	38	27	13	22	2	8
48.0503	MACHINING TECHNOLOGY.....	OJC	C		3	1		1				7	10
48.0503	MACHINING TECHNOLOGY.....	PCC	C	1	4	1	1	0	4	10	8	1	5
48.0503	MACHINING TECHNOLOGY.....	PPCC	C	6	3	0	0	0	26	1	15	1	1
48.0503	MACHINE SHOP.....	FRCC	AAS		23	21	10	13	11	13	8	8	8
48.0503	MACHINE & MANUFACTURING TRADES.....	MESA	AAS									1	1
48.0503	MACHINING TECHNOLOGY.....	PCC	AAS	7	5	6	6	2	3	2	0	2	4
48.0503	MACHINING TECHNOLOGY.....	PPCC	AAS	20	17	3	10	6	5	2	3	6	5

Area 48  
PRECISION PRODUCTION

Cip Code	Program Name	Inst Title	Degree	Fy83	Fy84	Fy85	Fy86	Fy87	Fy88	Fy89	Fy90	Fy91	Fy92
48.0506	SHEET METAL PRECISION.....	PPCC	C	1									
48.0508	COMBINATION WELDING.....	ACC	C	2	7	1	0	0	0	0	0	0	1
48.0508	WELDING TECHNOLOGY.....	AIMS	C	5	3	4	12	2	7	0	6	6	1
48.0508	WELDING & FABRICATION.....	CCD	C	1	1	2	1	0	5	0	9	0	1
48.0508	WELDING, COMBINATION & PIPE.....	CMC	C	12	10	4	1	1	0	11	0	6	0
48.0508	WELDING TECHNOLOGY.....	FRCC	C	2	4	1	1	1	1	3	0	0	0
48.0508	WELDING.....	LCC	C	1	7	2	1	0	1	0	2	6	4
48.0508	WELDING TECHNOLOGY.....	MCC	C	9	14	8	18	11	8	3	1	9	2
48.0508	WELDING.....	MESA	C										1
48.050802	WELDING.....	MESA	C	0	0	0	0	0	0	0	2	3	
48.0508	WELDING.....	NJC	C	2									
48.0508	WELDING.....	OJC	C	5	6	10	1	7	8	3	2	5	0
48.0508	WELDING.....	PCC	C	2	3	0	0	2	0	3	2	0	0
48.0508	WELDING.....	PPCC	C	9	8	2	7	5	1	4	2	0	0
48.0508	WELDING & FABRICATION.....	RRCC	C	2	1	1	0	0	1	0	1	0	1
48.0508	WELDING.....	TSJC	C	9	6	9	5	1	4	0			
48.0508	WELDING TECHNOLOGY.....	AIMS	AAS	12	3	4	10	3	2	6	8	4	2
48.0508	WELDING AND FABRICATION.....	CCD	AAS	2	2	0	2						
48.0508	WELDING TECHNOLOGY.....	FRCC	AAS	8	3	3	6	4	0	1	1	0	1
48.0508	WELDING.....	MESA	AAS	7	8	8	0	5	2	0	0	1	2
48.0508	WELDING.....	PCC	AAS	17	14	9	2	2	4	7	5	0	5
48.0508	WELDING.....	PPCC	AAS	16	27	11	15	7	4	7	5	6	4
48.0508	WELDING & FABRICATION.....	RRCC	AAS	4	7	1	1	1	3	1	0	1	2
48.0508	WELDING.....	TSJC	AAS	2	0	0	0	0	0	0			
** Subtotal Area 48 - PRECISION PRODUCTION				287	308	238	250	245	259	252	266	257	213



Area 49  
TRANSPORTATION

Cip Code	Program Name	Inst Title	Degree Title	Fy83	Fy84	Fy85	Fy86	Fy87	Fy88	Fy89	Fy90	Fy91	Fy92
49.0102	AVIATION TECHNOLOGY.....	AIMS	C					1					
49.0102	AVIATION TECHNOLOGY.....	AIMS	AAS	5	4	2	6	8	3	53	83	27	22
49.0102	AVIATION TECHNOLOGY.....	CNCC	AAS	9	20	9	0	9	13	17	23	18	10
49.0102	PROFESSIONAL PILOT.....	METRO	BS	80	50	39	37	43	22	46	41	54	69
49.0104	AVIATION ADMINISTRATION.....	PPCC	AAS	6	4	2	0						
49.0104	AVIATION MANAGEMENT.....	METRO	BS		41	51	40	39	50	41	39	53	44
49.0205	TRUCK DRIVING.....	CCD	C								0		38
49.0205	TRUCK DRIVING.....	MCC	C										3
49.0205	DIESEL TRUCK DRIVING.....	OJC	C	19	14	11	11	6	9	7	5	0	
49.9999	TRAFFIC AND TRANSPORTATION MANAGEMENT.....	CCD	AAS		1		1		4				
** Subtotal	Area 49 - TRANSPORTATION			119	134	114	95	106	101	164	191	152	186

Area 50  
VISUAL AND PERFORMING ARTS

Cip Code	Program Name	Inst Title	Degree	Fy83	Fy84	Fy85	Fy86	Fy87	Fy88	Fy89	Fy90	Fy91	Fy92
50.0301	DANCE.....	UCB	BA/BFA	7	6	5	4	3	6	5	2	6	6
50.0301	DANCE.....	UCB	MFA	5	2	2	0	3	5	1	3	1	2
50.0402	COMMERCIAL ART.....	ACC	C			1	2	2	1	2	1	1	3
50.0402	GRAPHIC DESIGN.....	CMC	C	1	1	1	5	0	0	2	0	1	1
50.0402	COMMERCIAL ART.....	PPCC	C					1				1	
50.0402	COMMERCIAL ART.....	ACC	AAS				1	3	3	9	8	13	6
50.0402	GRAPHIC DESIGN.....	CCD	AAS	6	9	15	13	2	5	2	3	4	0
50.0402	GRAPHIC DESIGN.....	CMC	AAS	9	7	7	5	7	3	7	2	2	2
50.0402	COMMERCIAL ART.....	MESA	AAS									0	6
50.0402	COMMERCIAL ART.....	PPCC	AAS	29	27	18	21	16	16	13	7	15	13
50.0404	INDUSTRIAL DESIGN.....	METRO	BA				2	2	1	2	7	2	6
50.0406	PHOTOGRAPHY.....	CCD	C	1	1	1	0	1	2	2	0	1	1
50.0406	COMMERCIAL PHOTOGRAPHY.....	CMC	C		1			1					
50.0406	PHOTOGRAPHY.....	CCD	AAS	8	7	3	8	6	5	4	4	2	4
50.0406	COMMERCIAL PHOTOGRAPHY.....	CMC	AAS	17	16	22	15	14	14	16	17	11	15
50.0408	INTERIOR DESIGN.....	ACC	C	1									
50.0408	INTERIOR DESIGN.....	ACC	AAS	27	20	22	32	32	36	21	28	15	32
50.0408	INTERIOR DESIGN.....	CSU	BS	32	51	47	40	38	41	36	44	33	48
50.0501	SPEECH - THEATRE.....	ASC	BA	2	1	1	2	0	3	3	4	0	3
50.0501	PERFORMING ARTS: THEATRE & DANCE.....	CSU	BA										11
50.0501	THEATRE.....	UCB	BA/BFA	13	14	23	14	26	10	25	24	24	23
50.0501	THEATRE ARTS.....	UNC	BA	10	12	18	17	14	11	8	15	9	12
50.0501	THEATRE.....	USC	BA	0	2								
50.0501	THEATRE.....	UCB	MA	1	4	3	5	0	1	5	5	3	1
50.0501	THEATRE ARTS.....	UNC	MA	0	1	1	0	0	0	0	0	0	0
50.0501	THEATRE.....	UCB	PH.D		2	2	2	1	3	4	2	1	3
50.0599	MUSICAL THEATRE.....	UNC	BA					2	2	3	1	3	
50.0601	FILM STUDIES.....	UCB	BA/BFA							4	12	10	31

Area 50  
VISUAL AND PERFORMING ARTS

Cip Code	Program Name	Inst Title	Degree	Fy83	Fy84	Fy85	Fy86	Fy87	Fy88	Fy89	Fy90	Fy91	Fy92
50.0701	ART.....	ASC	BA	8	8	10	4	3	6	5	5	3	6
50.0701	ART.....	CSU	BA/BFA	80	93	91	99	116	90	99	84	80	80
50.0701	ART.....	FLC	BA	13	5	9	8	13	18	14	20	16	13
50.0701	ART.....	METRO	BFA	1	29	26	27	29	35	39	47	45	38
50.0701	FINE ARTS.....	UCB	BA/BFA	59	60	69	64	73	83	86	97	102	100
50.0701	FINE ARTS.....	UCCS	BA	12	10	13	12	10	4	9	13	13	14
50.0701	FINE ARTS.....	UCD	BA/BFA	17	20	24	10	4	18	23	30	35	17
50.0701	VISUAL ARTS.....	UNC	BA	11	24	22	14	22	26	22	17	27	33
50.0701	ART.....	USC	BA/BS	8	5	4	5	7	7	8	11	14	9
50.0701	ART.....	WSC	BA	23	16	19	12	12	9	8	9	18	20
50.0701	ART.....	ASC	MA	3	3	2	5	2	2	3	0	2	1
50.0701	ART.....	CSU	MFA	3	5	4	7	3	1	10	2	7	6
50.0701	FINE ARTS.....	UCB	MA/MFA	19	24	21	20	19	12	15	20	26	21
50.0701	VISUAL ARTS.....	UNC	MA	6	6	4	5	4	1	5	10	5	9
50.0901	MUSIC.....	ASC	BA	10	6	1	5	1	2	5	4	2	3
50.0901	MUSIC.....	CSU	BA										
50.090102	MUSIC.....	CSU	BM										
50.0901	MUSIC.....	FLC	BA	3	4	8	8	11	7	7	5	4	15
50.0901	MUSIC.....	UCB	B.MUS	25	31	30	26	35	19	24	20	16	19
50.0901	MUSIC.....	UCD	BS	19	21	16	11	22	22	13	23	14	23
50.0901	MUSIC.....	UNC	BA/BM	15	8	15	22	23	18	19	27	20	25
50.0901	MUSIC.....	USC	BA	4	2	3	3	3	2	5	8	7	4
50.0901	MUSIC.....	WSC	BA	6	5	2	4	4	3	3	4	3	2
50.0901	MUSIC.....	CSU	MM	6	11	10	5	12	3	6	2	3	6
50.0901	MUSIC.....	UCB	M.MUS	28	20	17	24	19	21	34	18	16	17
50.0901	MUSIC.....	UNC	MM	12	12	14	11	13	14	8	18	17	18
50.0901	MUSIC.....	WSC	MA	0	3	7	1	3	0	1	0		
50.0901	MUSIC.....	UCB	PH.D	12	14	8	15	5	10	0	2	2	5
50.090102	MUSICAL ARTS.....	UCB	D.M.ARTS										
50.0901	MUSIC.....	UNC	DA	7	8	7	7	10	3	8	5	7	3
50.0903	MUSIC.....	CSU	BM	16	17	11	10	9	6	4	11		
50.0903	MUSIC PERFORMANCE.....	METRO	BA	27	3	6	9	2	2	6	7	4	6
50.9999	ARTS IN MUSIC.....	UCB	BA.MUS	10	12	11	21	0	11	16	19	14	12
** Subtotal	Area 50 - VISUAL AND PERFORMING ARTS			632	670	678	664	669	630	691	751	705	771

292

293

Area 51  
HEALTH SCIENCES

Cip Code	Program Name	Inst	Degree Title	Fy83	Fy84	Fy85	Fy86	Fy87	Fy88	Fy89	Fy90	Fy91	Fy92
51.0201	COMMUNICATION DISORDERS.....	CSU	BS	32	21	21	16	20	22	14	20	26	38
51.0201	COMMUNICATION DISORDERS & SPEECH SCIENCE..	UCB	BA	27	19	21	22	22	20	13	29	27	25
51.0201	COMMUNICATION DISORDERS.....	CSU	MS	22	19	20	14	23	16	14	17	20	29
51.0201	COMMUNICATION DISORDERS & SPEECH SCIENCE..	UCB	MA	16	19	19	15	27	26	22	23	25	27
51.0201	COMMUNICATION DISORDERS & SPEECH SCIENCE..	UCB	PH.D	2	4	1	2	2	1	0	1	2	2
51.0202	COMMUNICATION DISORDERS: AUDIOLOGY.....	UNC	BA	7	5	13	4	8	8	5	7	9	21
51.0202	COMMUNICATION DISORDERS: AUDIOLOGY.....	UNC	MA	9	14	11	11	10	13	5	12	8	7
51.0203	COMMUNICATION DISORDERS: SPEECH-LANG PATH.	UNC	BA	20	14	10	9	6	12	10	8	8	27
51.0203	COMMUNICATION DISORDERS: SPEECH-LANG PATH.	UNC	MA	19	19	14	11	16	12	13	9	11	5
51.0205	INTERPRETER TRAINING.....	FRCC	C							13	7	2	0
51.0205	INTERPRETER TRAINING.....	FRCC	AAS							15	17	17	18
51.0401	DENTAL SURGERY.....	UCHSC	DSS	23	23	21	24	33	30	32	31	34	40
51.0601	DENTAL ASSISTING.....	FRCC	C	4	5	6	8	8	12	0	29	9	28
51.0601	DENTAL ASSISTANT TECHNOLOGY.....	MESA	C	7	7	13	11	9	8	8	5	8	1
51.0601	DENTAL ASSISTING.....	PPCC	C	43	9	8	0	7	0	9	3	11	13
51.0601	DENTAL ASSISTING.....	FRCC	AAS			2							
51.0601	DENTAL ASSISTING.....	PPCC	AAS	6	5	7	6	5	4	8	5	2	5
51.0601	DENTAL ASSISTANT.....	MESA	AAS	3									
51.0602	DENTAL HYGIENE.....	CNCC	AAS	16	19	16	0	15	18	19	17	20	20
51.0602	DENTAL HYGIENE.....	PCC	AAS	16	14	8	7	17	7	10	9	12	16
51.0602	DENTAL HYGIENE.....	UCHSC	BS	17	15	20	18	19	18	13	22	17	17
51.0699	DENTAL SERVICES, OTHER.....	CGD	AAS				1	1					
51.0701	HEALTH CARE MANAGEMENT.....	METRO	BS	11	15	23	21	23	23	38	27	24	17
51.0701	HEALTH ADMINISTRATION.....	UCD	MS			11	15	14	33	18	20	21	24
51.0701	HEALTH ADMINISTRATION.....	UCHSC	MS	11	1	0	0						



Area 51  
HEALTH SCIENCES

Cip Code	Program Name	Inst	Degree Title	Fy83	Fy84	Fy85	Fy86	Fy87	Fy88	Fy89	Fy90	Fy91	Fy92
51.0705	MEDICAL OFFICE ASSISTING.....	ACC	C						10	2	6	7	
51.0705	ADMINISTRATIVE HEALTH ASSISTANT.....	CCD	C	2									
51.0705	MEDICAL OFFICE ASSISTANT.....	MESA	C			5	10	7					
51.0705	MEDICAL OFFICE ASSISTING.....	ACC	AAS	9	8	11	0	2	6	2	2	5	
51.0705	MEDICAL/DENTAL OFFICE MANAGEMENT.....	CCA	AAS			0	0	0	0	0	1	1	
51.0707	MEDICAL RECORDS TECHNOLOGY.....	ACC	AAS	8	0	5	8	28	12	9	14	26	19
51.0803	OCCUPATIONAL THERAPY ASSISTANT.....	PCC	AAS			8	8	8	16	17	14	9	20
51.0806	PHYSICAL THERAPIST ASSISTANT.....	ACC	AAS									15	20
51.0806	PHYSICAL THERAPIST ASSISTANT.....	MCC	AAS									7	9
51.0806	PHYSICAL THERAPIST ASSISTANT.....	PCC	AAS									13	15
51.0807	CHILD HEALTH ASSOCIATE.....	UCHSC	BS	3	0	0	0	0	0	0	0	0	0
51.0807	CHILD HEALTH ASSOCIATE.....	UCHSC	MS	23	15	20	21	21	21	10	7	8	10
51.0904	EMERGENCY MEDICAL TECHNOLOGY.....	ACC	C	106	103	86	1	0	1	0	0	0	1
51.0904	EMERGENCY MEDICAL TECHNOLOGY.....	AIMS	C			1	0	0	45	111	85	167	164
51.0904	EMERGENCY MEDICAL TECHNOLOGY.....	CMC	C								138	64	225
51.0904	EMERGENCY MEDICAL TECHNICIAN - BASIC.....	MCC	C	0	14	21	11	15	22	19	22	18	35
51.0904	EMERGENCY MEDICAL TRAINING (EMT-B).....	PPCC	C	49	192	201	0	0	0	0	0	0	0
51.090402	EMERGENCY MEDICAL TRAINING (EMT-B).....	PPCC	C			42	0	0	1				
51.0904	PARAMEDIC.....	ACC	AAS				1	1	1	2	1	1	2
51.0905	NUCLEAR MEDICINE TECHNOLOGY.....	CCD	C	2	1	2	1	2	1		2		
51.0905	NUCLEAR MEDICINE TECHNOLOGY.....	CCD	AAS	2	3	5	7	5	5	7	2	4	0
51.0907	RADIOLOGIC HEALTH SCIENCES PROGRAM.....	CCD	C										3
51.0907	RADIOLOGIC TECHNOLOGY.....	AIMS	AAS	9	1	12	12	8	11	15	16	17	13
51.0907	RADIOLOGIC HEALTH SCIENCES PROGRAM.....	CCD	AAS	17	13	16	12	7	14	9	13	16	28
51.0907	RADIOLOGIC TECHNOLOGY.....	MESA	AAS	7	8	11	5	4	7	12	11	12	12
51.0907	RADIOLOGIC TECHNOLOGY.....	PCC	AAS	9	0	16	12	13	13	7	12	13	18
51.0908	INHALATION THERAPY TECHNOLOGY.....	AIMS	C										
51.0908	RADIATION THERAPY TECHNOLOGY.....	CCD	C	2	2	2	1	5	3	7	3	2	0
51.0908	RADIATION THERAPY TECHNOLOGY.....	CCD	AAS			6	7	3	6	2	2	2	

Area 51  
HEALTH SCIENCES

Cip Code	Program Name	Inst	Degree Title	Fy83	Fy84	Fy85	Fy86	Fy87	Fy88	Fy89	Fy90	Fy91	Fy92
51.0908	RESPIRATORY THERAPY TECHNOLOGY.....	FRCC	AAS	13	17	10	7	19	5	10	13	22	28
51.0908	RESPIRATORY CARE.....	PCC	AAS	7	7	13	5	8	14	5	1	5	12
51.0909	SURGICAL TECHNOLOGY.....	CCD	C	11	5	15	7	5	5	7	7	5	11
51.0909	SURGICAL TECHNOLOGY.....	PCC	C								3	5	5
51.0910	MAGNETIC RESONANCE.....	CCD	C									15	9
51.0999	BIOFEEDBACK THERAPY.....	AIMS	C	0	0	0	4	5	3	4	0		
51.1004	MEDICAL LABORATORY TECHNOLOGY.....	ACC	AAS	7	10	13	5	8	9	6	6	10	11
51.1005	MEDICAL TECHNOLOGY.....	ASC	BS			3	1	1	1				1
51.1005	MEDICAL TECHNOLOGY & MICROBIOLOGY.....	CSU	BS	18	13	14	19	19	0	0	0	0	0
51.1005	MEDICAL LABORATORY SCIENCES.....	UCHSC	BSMLS	17	13	23	15	21	2	19	8	14	7
51.1005	MEDICAL TECHNOLOGY.....	UNC	BA	8	5	6	6	4	4	1	6	5	5
51.1005	MEDICAL TECHNOLOGY.....	USC	BS	1	1	2	1	1	0	1	2	2	0
51.1005	LABORATORY MEDICINE.....	UCHSC	MS	1	0	0	0	0	1	0	0	0	0
51.1201	MEDICINE.....	UCHSC	MD	121	119	132	127	131	126	117	128	123	123
51.1501	ALCOHOL DRUG COUNSELOR TRAINING.....	OJC	AAS	40	44	42	0	0	0	0	0		
51.1502	VICTIM ASSISTANCE.....	CCA	C						0	2	5	4	12
51.1502	HUMAN SERVICES TECHNICIAN.....	CCD	C								15	11	17
51.1502	SPECIALIZED AND PARAPROFESSIONAL IN HUMAN SER.	CMC	C	3	0	0	0						
51.1502	PSYCHIATRIC TECHNICIAN.....	PCC	C	41	41	13	9	2	5	0	0	6	0
51.1502	SOCIAL SERVICES TECHNICIAN.....	PPCC	C	5	4	6	0	4	3	0	6	5	3
51.1502	HUMAN SERVICES TECHNICIAN.....	CCD	AAS	8	0	10	10	9	6	10	21	8	16
51.1502	MENTAL HEALTH WORKER.....	METRO	AAS	1	0	0							
51.1502	SOCIAL SERVICES TECHNICIAN.....	PPCC	AAS	21	5	10	4	9	13	3	10	13	5
51.1502	MENTAL HEALTH - HUMAN SERVICES.....	USC	AA	4	7	6	15	8	1				
51.1601	NURSING.....	FRCC	C								0		21
51.1601	NURSING.....	ACC	AAS	44	52	50	29	48	34	43	43	60	51
51.1601	NURSING.....	CCD	AAS	62	45	46	56	44	45	87	59	87	73
51.1601	NURSING.....	FRCC	AAS	80	76	92	74	83	91	88	98	127	121
51.1601	NURSING.....	MCC	AAS										8
51.1601	NURSING.....	OJC	AAS	21	20	24	21	14	18	14	15	23	29



Area 51  
HEALTH SCIENCES

Cip Code	Program Name	Inst	Degree Title	Fy83	Fy84	Fy85	Fy86	Fy87	Fy88	Fy89	Fy90	Fy91	Fy92
51.1601	NURSING.....	PCC	AAS				26	41	32	57	63	68	50
51.1601	NURSING.....	PPCC	AAS	29	31	39	48	63	79	58	75	48	60
51.1601	NURSING.....	TSJC	AAS	10	8	9	10	11	6	9	11	14	28
51.1601	NURSING.....	MESA	AS	35	33	37	39	30	41	23	25	32	36
51.1601	NURSING.....	USC	ASN	43	50	45	28						
51.1601	NURSING.....	MESA	BSN	16	5	10	8	12	23	71	61	37	31
51.1601	NURSING.....	METRO	BS	76	37	37	52	47	47	63	44	42	46
51.1601	NURSING.....	UCHSC	BS	88	136	102	133	102	100	88	126	131	137
51.1601	NURSING.....	UNC	BS	105	105	107	96	87	94	77	73	81	88
51.1601	NURSING.....	USC	BSN	11	7	15	15	36	30	28	21	28	47
51.1601	NURSING.....	UCHSC	MS	101	83	74	70	80	104	69	77	67	74
51.1601	NURSING.....	UNC	MS	9	5	0	0	0	0	0	8	6	9
51.1601	NURSING.....	UCHSC	PH.D	7	3	2	4	1	3	5	4	6	11
51.1613	PRACTICAL NURSING.....	CCD	C	27	1	0	28	27	35	0	61	54	56
51.1613	PRACTICAL NURSING.....	FRCC	C	62	62	42	51	33	61	73	136	87	97
51.1613	PRACTICAL NURSING.....	LCC	C										17
51.1613	PRACTICAL NURSING.....	MESA	C	0	11	5	6						
51.1613	PRACTICAL NURSING.....	NJC	C	24	21	20	12	11	17	16	20	0	21
51.1613	PRACTICAL NURSING.....	OJC	C	8	20	19	13	12	13	10	22	23	28
51.1613	PRACTICAL NURSING.....	PCC	C	59	67	45	17	43	56	60	47	49	57
51.1613	PRACTICAL NURSING.....	PPCC	C	22	31	14	2	2	22	13	14	30	28
51.1613	PRACTICAL NURSING.....	TSJC	C		11	8	12	6	3	18	14	30	24
51.1614	NURSE AIDE.....	AIMS	C			5			5	6	14	19	51
51.1614	NURSING ASSISTANT.....	CMC	C									19	10
51.1614	NURSING ASSISTANT.....	OJC	C										
51.1615	HOME HEALTH AIDE / NURSE ASSISTANT.....	MCC	C	0	0	0	2	1	3	2	2	1	3
51.1615	NURSE AIDE / HOME HEALTH AIDE.....	RRCC	C								7	19	48
51.1699	CONTINUING EDUCATION FOR NURSES.....	FRCC	C	0	0	1					22	27	32
51.1699	RN REFRESHER PROGRAM - CERTIFIED.....	RRCC	C								1		1
51.1801	OPTICIANARY TECHNOLOGY.....	CCA	AAS		0			1	1				
51.1802	VISION CARE ASSISTANT.....	CMC	C	0	0	0	0	0	0	0	0	0	0
51.2001	PHARMACY.....	UCB	BS	64	47	52	47	48	55	54	82	71	



Area 51  
HEALTH SCIENCES

Cip Code	Program Name	Inst	Degree Title	Fy83	Fy84	Fy85	Fy86	Fy87	Fy88	Fy89	Fy90	Fy91	Fy92
51.2001	PHARMACY.....	UCHSC	BS										98
51.2001	PHARMACEUTICAL SCIENCES.....	UCB	MS	4	6	1	2						
51.2001	PHARMACEUTICAL SCIENCES.....	UCB	PH.D	1	1	1	1	2	1	2	3	0	0
51.2001	PHARMACEUTICAL SCIENCES.....	UCHSC	PH.D	0	0	0	0	0	0	0	0	0	5
51.2201	PUBLIC HEALTH.....	UCHSC	MSPH	0	0	2	3	7	8	10	5	13	17
51.2202	ENVIRONMENTAL HEALTH.....	CSU	BS	16	11	16	8	9	7	16	23	15	22
51.2202	ENVIRONMENTAL HEALTH.....	CSU	MS	7	7	7	5	4	8	12	11	11	15
51.2202	ENVIRONMENTAL HEALTH.....	CSU	PH.D							2	2	3	2
51.2207	HEALTH.....	UNC	BS	19	20	26	17	4	8	5	7	7	17
51.2207	PUBLIC HEALTH.....	UNC	MPH						5			9	7
51.2305	MUSIC THERAPY.....	CSU	BA	17	9	7	10	6	6	7	5	0	0
51.2306	OCCUPATIONAL THERAPY.....	CSU	BS	61	67	53	72	134	88	67	57	68	72
51.2306	OCCUPATIONAL THERAPY.....	CSU	MS			4	8	2	7	14	13	10	16
51.2308	PHYSICAL THERAPY.....	UCHSC	BS	30	31	31	30	33	35	33	34	45	0
51.2308	PHYSICAL THERAPY.....	UCHSC	MS										45
51.2310	REHABILITATION COUNSELING.....	UNC	MA	32	11	13	18	11	13	17	16	15	11
51.2399	REHABILITATION SERVICES.....	UCD	BS	5	0	1							
51.2399	HUMAN REHABILITATIVE SERVICES.....	UNC	BS	30	25	26	21	19	15	20	27	19	15
51.2399	HUMAN REHABILITATION.....	UNC	PH.D	1	3	2	1	1	3	3	5	0	2
51.2401	VETERINARY MEDICINE.....	CSU	DVM	135	136	133	131	133	134	122	124	123	127
51.2501	VETERINARY SCIENCE.....	CSU	BS	41	36	38	31	36	7	0	0		
51.2501	CLINICAL SCIENCES.....	CSU	MS	9	7	4	5	8	14	3	10	2	5
51.2501	CLINICAL SCIENCES.....	CSU	PH.D			1			1	1	1		



Area 51  
HEALTH SCIENCES

Cip Code	Program Name	Inst	Degree Title	Fy83	Fy84	Fy85	Fy86	Fy87	Fy88	Fy89	Fy90	Fy91	Fy92
51.2601	GERIATRIC AIDE.....	AIMS	C										25
51.9999	ALLIED HEALTH OCCUPATIONS.....	MCC	C	0	0	0	0	0	0	0	0	0	5
51.9999	MEDICAL SCIENCE.....	UCHSC	BS	6	13	11	12	7	7	7	8	8	16
**	Subtotal Area 51 - HEALTH SCIENCES			2294	2295	2275	1889	1967	2059	2087	2490	2605	3167



Area 52  
BUSINESS AND MANAGEMENT

Cip Code	Program Name	Inst	Degree Title	Fy83	Fy84	Fy85	Fy86	Fy87	Fy88	Fy89	Fy90	Fy91	Fy92
52.0201	BUSINESS MANAGEMENT	ACC	C	4	1	2	0	0	0	0	0	0	0
52.0201	BUSINESS ADMINISTRATION	ACC	AAS				1	4	9	6	9	15	20
52.0201	BUSINESS MANAGEMENT	CMC	AAS	14	9	18	12	2	9				
52.0201	BUSINESS ADMINISTRATION	NJC	AAS	28	37	36	3	2	5	4	4	11	6
52.0201	BUSINESS ADMINISTRATION	USC	AA	7	5	2	1						
52.0201	BUSINESS ADMINISTRATION	ASC	BA/BS	43	50	37	82	72	70	90	82	86	80
52.0201	BUSINESS ADMINISTRATION	CSU	BS	519	476	479	437	433	415	497	474	498	525
52.0201	BUSINESS ADMINISTRATION	FLC	BA	131	132	134	160	157	144	127	145	116	83
52.0201	BUSINESS ADMINISTRATION	MESA	BBA	71	50	76	70	85	87	80	70	68	117
52.0201	MANAGEMENT	METRO	BS	94	93	124	105	115	104	81	123	99	106
52.0201	BUSINESS ADMINISTRATION	UCB	BS				621	739	770	718	647	703	749
52.0201	BUSINESS ADMINISTRATION	UCCS	BS	106	96	125	131	132	128	140	158	166	153
52.0201	BUSINESS ADMINISTRATION	UCD	BS	229	184	217	272	245	243	222	252	244	259
52.0201	BUSINESS ADMINISTRATION	UNC	BS	491	512	435	401	393	380	337	283	233	251
52.0201	BUSINESS ADMINISTRATION	USC	BSBA	57	72	64	75	64	78	89	99	75	81
52.0201	BUSINESS ADMINISTRATION	WSC	BA	191	219	142	156	139	118	109	90	70	98
52.0201	BUSINESS ADMINISTRATION	CSU	MS/MBA	95	88	95	98	82	99	98	85	118	150
52.0201	BUSINESS ADMINISTRATION	UCB	MS/MBA	106	143	129	131	161	177	171	162	208	268
52.0201	BUSINESS ADMINISTRATION	UCCS	MBA	32	48	41	40	51	50	65	72	82	97
52.0201	BUSINESS ADMINISTRATION	UCD	MBA	84	157	126	179	211	193	214	183	191	200
52.0201	BUSINESS ADMINISTRATION	UNC	MBA	119	101	73	46	39	36	11	5	1	3
52.0201	BUSINESS ADMINISTRATION	USC	MBA				3	1	9	3	5	5	25
52.0201	BUSINESS ADMINISTRATION	WSC	MBA	7	18	22	15	14	10	17	17		
52.0201	BUSINESS ADMINISTRATION	UCB	PH.D	7	9	7	11	9	10	9	10	12	11
52.0204	OFFICE ADMINISTRATION	CNCC	C					0		0			4
52.0204	OFFICE SUPERVISION & MANAGEMENT	MESA	C					0			6	4	8
52.0204	SUPERVISORY MANAGEMENT	PPCC	C					0	1		4	1	
52.0204	OFFICE ADMINISTRATION	CNCC	AAS	4	8	4	0	10	1	10	2	5	5
52.0204	OFFICE SUPERVISION & MANAGEMENT	MESA	AAS				0	0	8	21	16	34	29
52.0204	OFFICE MANAGEMENT	ASC	BA	5	4	6	1	2	1	2	0		
52.0205	PRODUCTION AND OPERATIONS MANAGEMENT	UCB	BS	3	5	1							
52.0299	MANAGEMENT	ACC	C					1					4
52.0299	MANAGEMENT	CCA	C							0	1	3	2

Area 52  
BUSINESS AND MANAGEMENT

Cip Code	Program Name	Inst	Degree Title	Fy83	Fy84	Fy85	Fy86	Fy87	Fy88	Fy89	Fy90	Fy91	Fy92
52.0299	MANAGEMENT.....	CCD	C							2	1		4
52.0299	BUSINESS MANAGEMENT.....	FRCC	C						4			5	2
52.0299	BUSINESS MANAGEMENT.....	PPCC	C						1				2
52.0299	MANAGEMENT.....	RRCC	C										
52.0299	MANAGEMENT.....	ACC	AAS	29	21	31	23	18	8	14	11	14	8
52.0299	MANAGEMENT.....	CCA	AAS		7	9	8	8	11	13	16	12	28
52.029902	APPLIED MANAGEMENT.....	CCA	AAS				0	0	0	0	0	2	4
52.0299	MANAGEMENT.....	CCD	AAS			6	13	9	3	11	12	2	6
52.0299	MANAGEMENT.....	FRCC	AAS	18	17	28	15	14	18	17	29	30	24
52.0299	BUSINESS MANAGEMENT.....	MCC	AAS		2		1	2	2	1	3	1	1
52.0299	APPLIED MANAGEMENT.....	NJC	AAS						1	1	1		
52.0299	BUSINESS MANAGEMENT.....	OJC	AAS	2	6	2	4	5	5	4	1	3	0
52.0299	BUSINESS MANAGEMENT.....	PCC	AAS					13	15	13	12	13	8
52.0299	BUSINESS MANAGEMENT.....	PPCC	AAS	41	45	40	27	20	33	26	30	14	23
52.0299	MANAGEMENT.....	RRCC	AAS	21	21	14	12	10	0	0	0	1	8
52.0299	TECHNICAL & INDUSTRIAL ADMINISTRATION.....	METRO	BS		8	3	1	4	5	3	3	2	5
52.0301	ACCOUNTING.....	ASC	BA			18	2						
52.0301	ACCOUNTING.....	FLC	BA	21	27	16	32	45	36	36	40	39	20
52.0301	ACCOUNTING.....	MESA	BS	25	28	19	38	38	12	27	29	29	34
52.0301	ACCOUNTING.....	METRO	BS	110	119	135	130	148	126	177	189	163	149
52.0301	ACCOUNTING.....	UCB	BS	91	102	64	24	24	41	35	32	39	28
52.0301	ACCOUNTING.....	USC	BSBA	23	16	24	13	17	9	8	14	12	15
52.0301	ACCOUNTING.....	WSC	BA	19	13	18							
52.0301	ACCOUNTING.....	UCB	MS	2	9	4							
52.0301	ACCOUNTING.....	UCD	MS	2	5	4	3	0	7	25	17	26	29
52.0302	ACCOUNTING.....	ACC	C	2	0	0	4	2	5	0	0	0	0
52.0302	CLERK-BOOKKEEPER.....	AIMS	C	7									
52.0302	ACCOUNTING.....	CCA	C		4	5	2	4	8	5	4	9	8
52.0302	ACCOUNTING.....	CCD	C	5	11	8	7	2	23	12	53	44	2
52.0302	ACCOUNTING.....	CMC	C		4	3	4	3	4	8	19	10	8
52.0302	ACCOUNTING.....	FRCC	C	3	5	10	3	4	1	12	3	6	7
52.0302	BOOKKEEPING CLERK.....	MCC	C	5	4	3	2	5	3	5	1	3	0
52.0302	ACCOUNTING.....	NJC	C				7	19	0	1	7	0	0
52.0302	ACCOUNTING CLERK.....	OJC	C	2	0	4	2	7	0	0	0	0	0
52.0302	ACCOUNTING.....	RRCC	C	6	5	10	4	12	5	9	6	7	9
52.0302	ACCOUNTING.....	ACC	AAS	15	19	14	14	15	14	11	18	6	12
52.0302	ACCOUNTING.....	AIMS	AAS	14	37	33	42	36	41	28	17	21	19



Area 52  
BUSINESS AID MANAGEMENT

Cip Code	Program Name	Inst	Degree Title	Fy83	Fy84	Fy85	Fy86	Fy87	Fy88	Fy89	Fy90	Fy91	Fy92
52.0302	ACCOUNTING.....	CCA	AAS		7	12	14	10	12	12	10	12	10
52.0302	ACCOUNTING.....	CCD	AAS	13	7	10	8	11	2	10	8	7	4
52.0302	ACCOUNTING.....	CMC	AAS	3	1	5	3	7	3	4	5	7	9
52.0302	ACCOUNTING.....	FRCC	AAS	23	22	23	15	25	25	29	39	44	48
52.0302	ACCOUNTING.....	MCC	AAS	2	0	2	3	3	4	2	1	0	0
52.0302	ACCOUNTING.....	MESA	AC	16	12	9	8	0	13	1	0	0	0
52.0302	ACCOUNTING.....	NJC	AAS	21	19	6	1	3	2	1	4	5	3
52.0302	ACCOUNTING.....	PCC	AAS										
52.0302	ACCOUNTING.....	PPCC	AAS	18	22	13	19	15	16	18	7	9	16
52.0302	ACCOUNTING.....	RRCC	AAS	10	15	12	17	6	18	17	11	14	16
52.0401	OFFICE TECHNOLOGIES.....	ACC	C		11	3	3	2	4	12	5	7	5
52.0401	OFFICE OCCUPATIONS.....	AIMS	C	9	17	19	23	21	31	21	18	12	10
52.0401	SECRETARIAL STUDIES.....	ASC	C				1	2					
52.0401	ADMIN. SUPPORT OCCUPATIONS.....	CCD	C	5	5	4	15	5	54	12	82	98	9
52.0401	OFFICE ADMINISTRATION.....	CMC	C	11	4	7	0	2	2	2	2	3	6
52.0401	OFFICE OCCUPATIONS.....	CNCC	C	1	21	16	12	23	38	22	25	17	22
52.0401	CLERICAL.....	FRCC	C	7	7	7	13	6	4	8	8	7	1
52.0401	BUSINESS SYSTEMS TECHNOLOGY.....	LCC	C	2			4	4	25	0	0	1	2
52.0401	OFFICE PROFESSIONS.....	NJC	C	2	3	3	3	7	10	10	8	8	4
52.0401	SECRETARIAL SCIENCE.....	OJC	C	25	23	27	26	30	10	21	6	6	7
52.0401	BUSINESS & OFFICE TECHNOLOGIES.....	PCC	C	2									
52.0401	SUPERVISORY MANAGEMENT.....	PPCC	C	3	5	5	19	8	14	12	10	28	11
52.0401	OFFICE CAREERS.....	RRCC	C	6	0	3	9	10	6				
52.0401	SECRETARIAL.....	TSJC	C										
52.0401	OFFICE TECHNOLOGIES.....	ACC	AAS	6	7	10	12	3	11	10	12	12	10
52.0401	OFFICE OCCUPATIONS.....	AIMS	AAS	15	12	23	29	40	33	33	38	28	35
52.0401	SECRETARIAL.....	CCA	AAS		0		2	1			1	4	3
52.0401	ADMIN. SUPPORT OCCUPATIONS.....	CCD	AAS	32	25	14	13	8	10	14	3	0	10
52.0401	OFFICE ADMINISTRATION.....	CMC	AAS	7	15	3	2	2	1	2	1	3	2
52.0401	OFFICE ADMINISTRATION (WD PR).....	CNCC	AAS						2		1		
52.0401	SECRETARIAL.....	FRCC	AAS	6	7	10	16	15	23	18	38	34	49
52.0401	OFFICE TECHNOLOGIES.....	MCC	AAS	1	2	1	1	0	1	1	0	1	1
52.0401	OFFICE PROFESSIONS.....	NJC	AAS	18	14	16	18	8	9	4	8	8	7
52.0401	SECRETARIAL SCIENCE.....	OJC	AAS	3	4	3	3	9	5	4	6	2	10
52.0401	BUSINESS & OFFICE TECHNOLOGIES.....	PCC	AAS	23	22	17	20	16	11	23	14	12	26
52.0401	OFFICE INFORMATION TECHNOLOGY.....	PPCC	AAS	14	30	8	22	15	9	13	10	8	9
52.0401	OFFICE CAREERS.....	RRCC	AAS	7	3	0	9	14	4	11	5	19	10
52.0401	SECRETARIAL.....	TSJC	AAS	18	11	19	1	2	5	5	7	8	4
52.0401	SECRETARIAL ADMINISTRATION.....	ASC	AA	2	2	3	4	1	0				
52.0401	SECRETARIAL STUDIES.....	FLC	AA	12	9	10	12	13	5	16			

Area 52  
BUSINESS AND MANAGEMENT

Cip Code	Program Name	Inst Title	Degree	Area 52											
				Fy83	Fy84	Fy85	Fy86	Fy87	Fy88	Fy89	Fy90	Fy91	Fy92		
52.0401	OFFICE ADMINISTRATION.....	MESA AC	AC	35	22	16	15	28	0	0	0	0	0	0	
52.0402	OFFICE MANAGEMENT - SPECIALIST.....	METRO C	C	1	3	2	2	6	1	0	0	0	0	0	
52.0403	LEGAL SECRETARIAL.....	MESA C	C	0	3	2	3	1	3	3	1	0	0	0	
52.0403	JUDICIAL-LEGAL SECRETARY.....	AIMS AAS	AAS	13	17	15	13	24	8	14	0	0	0	0	
52.0403	LEGAL INFORMATION TECHNOLOGY.....	PPCC AAS	AAS	0	0	7	0	6	4	6	1	13	0	0	
52.0404	MEDICAL SECRETARIAL.....	CCD C	C				1	1							
52.0407	WORD PROCESSING.....	ACC C	C	1	1									68	
52.0407	INFORMATION PROCESSING - TEC CENTER.....	CCD C	C						4	0	3	4	0	4	
52.0407	INFORMATION PROCESSING TECHNICIAN.....	CMC C	C	40	0	0	0	0	0	0	0	0	0	0	
52.0407	WORD PROCESSING.....	FRCC C	C	5	7	7	1	1	5	2	1	1	1	9	
52.0407	WORD PROCESSING.....	MCC C	C	0	1	0	3	2	2	3	0	0	0	0	
52.0407	WORD PROCESSING.....	MESA C	C	1	0	0	2								
52.0407	COMPUTER PROGRAMMER.....	OJC C	C	4	16	21	20	18	22	18	15	10	8	8	
52.0407	WORD PROCESSING.....	PPCC C	C												
52.0407	WORD PROCESSING.....	FRCC AAS	AAS	2	0	0	0	0	0	0	0	0	0	0	
52.0407	COMPUTER INFORMATION SPECIALIST.....	OJC AAS	AAS	2	7	8	4	1	2	2	1	2	2	2	
52.0408	CLERICAL.....	CCD C	C	1	3	3	0	0	0	0	0	0	0	0	
52.0408	CLERK-TYPIST.....	CMC C	C	1	1	0									
52.0408	STENOGRAPHIC.....	FRCC C	C			5									
52.0408	STENOGRAPHER.....	MCC C	C	2	1	0	0	0	0	1	0	1	0	0	
52.040802	OFFICE CLERICAL.....	MESA C	C	9	9	5	11	3	3	3	0	0	0	0	
52.0408	CLERK TYPIST.....	NJC C	C	12	3	13	24	14	3	4	1	0	0	0	
52.0408	CLERICAL.....	PPCC C	C	2	4	6	3	1	1	4	3	3	0	0	
52.0408	CLERICAL.....	TSJC C	C					0	2	2	2	2	3	3	
52.0601	BUSINESS ECONOMICS.....	USC BSBA	BSBA	2	2	0	1	1	4	1	1	5	2	2	
52.0701	SMALL BUSINESS MANAGEMENT.....	CMC C	C	0	0	0	0	0	2	0	0	0	0	0	
52.0701	SMALL BUSINESS MANAGEMENT & OWNERSHIP.....	FRCC C	C	2						8	3	6	6	6	
52.0701	SMALL BUSINESS MANAGEMENT.....	LCC C	C												
52.0701	SMALL BUSINESS ADMINISTRATION.....	CNCC AAS	AAS	3	4	5	0	3	0	3	3	2	1	1	
52.0701	SMALL BUSINESS MANAGEMENT.....	PCC AAS	AAS				2								
52.0701	SMALL BUS. MANGT. AND ENTREPRENEURSHIP.....	UCB BS	BS	5	13	15									



Area 52 BUSINESS AND MANAGEMENT													
Cip Code	Program Name	Inst Title	Degree	Fy83	Fy84	Fy85	Fy86	Fy87	Fy88	Fy89	Fy90	Fy91	Fy92
52.0801	FINANCE.....	METRO BS	BS	12	27	23	39	46	52	72	68	70	62
52.0801	FINANCE.....	UCB BS	BS	151	165	208							
52.0801	FINANCE.....	UCB MS	MS			2							
52.0801	FINANCE.....	UCD MS	MS	1	2	2	3		5	5	14	25	43
52.0803	FINANCIAL SERVICES.....	CCD C	C						1				
52.0803	BANKING & FINANCIAL SERVICES.....	ACC AAS	AAS							1	1	1	1
52.0803	FINANCIAL SERVICES.....	CCD AAS	AAS							1	1		
52.0803	FINANCIAL SERVICES.....	PPCC AAS	AAS							2	1	2	1
52.0803	FINANCIAL SERVICE.....	RRCC AAS	AAS										1
52.0901	HOSPITALITY AND RESTAURANT ADMINISTRATION.....	CCD C	C	2	0	0	2	2	1	0	0	0	0
52.0901	HOSPITALITY AND RESTAURANT ADMINISTRATION.....	CCD AAS	AAS	1	5	3	2	1	0	0	0	0	0
52.0901	HOSPITALITY, MEETING AND TRAVEL ADMIN.....	METRO BA	BA	6	9	14	17	18	21	35	38	42	42
52.0902	RESTAURANT MANAGEMENT.....	CSU BS	BS						9	9	5	8	9
52.0903	SUPERVISION/MGMT OF SKI AREA OPERATIONS.....	CMC C	C	5	5	7							
52.0903	SUPERVISION/MGMT OF SKI AREA OPERATIONS.....	CMC AAS	AAS	16	12	20	6	17	12	12	5	12	3
52.0903	TRAVEL RECREATION & HOSPITALITY MGMT.....	MESA AAS	AAS	16	13	10	17	20	12	21	21	19	23
52.0903	RECREATIONAL LEADERSHIP.....	RRCC AAS	AAS	4	4	4	4						
52.0903	TRANSPORTATION AND DISTRIBUTION MANAGEMENT.....	UCB BS	BS	14	11	11							
52.1001	INTERPRETER TRAINING.....	FRCC C	C	2			4	11	9				
52.1001	INTERPRETER TRAINING.....	FRCC AAS	AAS	13			5	11	6				
52.1001	PERSONNEL-HUMAN RESOURCES MANAGEMENT.....	UCB BS	BS	8	9	26							
52.1003	ORGANIZATION MANAGEMENT.....	UCB BS	BS	11	10	10							
52.1003	MANAGEMENT AND ORGANIZATION.....	UCD MS	MS										
52.1101	INTERNATIONAL BUSINESS.....	UCB BS	BS	12	26	23				5	22	19	35
52.1201	COMPUTER INFORMATION SYSTEMS.....	ACC C	C	13	7	11	5	7	4	4	2	5	7
52.1201	COMPUTER INFORMATION SYSTEMS.....	CCA C	C		0		1	1	1		5	1	1

Area 52  
BUSINESS AND MANAGEMENT

Cip Code	Program Name	Inst	Degree Title	Fy83	Fy84	Fy85	Fy86	Fy87	Fy88	Fy89	Fy90	Fy91	Fy92
52.1201	MICRO COMPUTER MANAGER.....	CMC	C										1
52.1201	COMPUTER INFORMATION SYSTEMS.....	FRCC	C				1	4	2	4	4	7	21
52.1201	BUSINESS COMPUTER INFORMATION SYSTEMS.....	MESA	C	2		1	1	4		2	1	2	4
52.1201	MICRO-COMPUTER OPERATIONS.....	OJC	C					7	2	5	1	7	3
52.1201	COMPUTER INFORMATION SYSTEMS.....	PCC	C	3	9	9	9	6	2	8	7	4	9
52.1201	MICROCOMPUTER SPECIALISTS.....	PPCC	C	7	18	29	9	11	11	19	9	5	9
52.1201	COMPUTER INFORMATION SYSTEMS.....	RRCC	C						2		1	3	6
52.1201	COMPUTER INFORMATION SYSTEMS.....	ACC	AAS	4	6	10	18	17	14	9	10	15	11
52.1201	BUSINESS INFORMATION SYSTEMS.....	AIMS	AAS	29	32	33	25	17	13	14	12	6	11
52.1201	COMPUTER INFORMATION SYSTEMS.....	CCA	AAS	10	20	17	17	12	15	12	4	12	13
52.1201	COMPUTER INFORMATION SYSTEMS.....	FRCC	AAS	60	29	43	41	30	17	27	27	19	21
52.1201	BUSINESS MICRO-COMPUTER INFORMATION SYSTEMS.....	MESA	AAS	4	4	2	3	4	5	4	7	4	4
52.1201	BUSINESS MICRO-COMPUTER SPECIALIST.....	OJC	AAS				1	1	3	2	4	6	7
52.1201	COMPUTER INFORMATION SYSTEMS.....	PCC	AAS			6	10	13	20	15	13	8	9
52.1201	COMPUTER INFORMATION TECHNOLOGY.....	PPCC	AAS	44	65	54	62	20	27	28	14	11	14
52.1201	COMPUTER INFORMATION SYSTEMS.....	RRCC	AAS	2	3	12	5	7	9	7	7	12	14
52.1201	COMPUTER INFORMATION SYSTEMS.....	TSJC	AAS	14	14	14	8	2	8	4	5	5	3
52.1202	COMPUTER INFORMATION SYSTEMS.....	CCD	C	17	0	7	12	10	0	8	8	8	3
52.1202	COMPUTER INFORMATION SYSTEMS.....	CCD	AAS	12	14	0	10	11	4	3	12	4	3
52.1399	TECHNICAL MANAGEMENT.....	METRO	BS				0	0	5	4	2	3	0
52.1401	MARKETING.....	ACC	C							1		1	3
52.1401	MARKETING.....	CCD	C									4	10
52.1401	MARKETING.....	FRCC	C										1
52.1401	MARKETING MANAGEMENT.....	NJC	C	2	1	0	0	1	1	0	0	0	1
52.1401	MARKETING MANAGEMENT.....	PPCC	C	1	1	2	2	2	2	3	2	2	2
52.1401	MARKETING.....	RRCC	C						1			1	2
52.1401	MARKETING.....	ACC	AAS	2	5	5	5	5	0	9	3	11	10
52.1401	MARKETING MANAGEMENT.....	AIMS	AAS	33	37	39	66	66	58	43	41	46	34
52.1401	MARKETING.....	CCA	AAS	1	1	4		1	1	5	5		5
52.1401	MARKETING.....	CCD	AAS	11	10	5	9	2	4	4	4	2	16
52.1401	MARKETING.....	FRCC	AAS	9	8	12	9	4	9	8	17	8	10
52.1401	MARKETING MANAGEMENT.....	NJC	AAS	11	7	8	7	12	12	6	11	11	12
52.1401	MARKETING MANAGEMENT.....	PPCC	AAS	22	13	17	15	6	14	8	4	7	9
52.1401	MARKETING.....	RRCC	AAS	5	0	0	3	1	9	22	14	14	1
52.1401	MARKETING.....	ASC	BA	5	7	17	2						
52.1401	MARKETING.....	METRO	BS	35	37	42	61	66	68	51	80	54	73

Area 52 BUSINESS AND MANAGEMENT													
Cip Code	Program Name	Inst	Degree Title	Fy83	Fy84	Fy85	Fy86	Fy87	Fy88	Fy89	Fy90	Fy91	Fy92
52.1401	MARKETING.....	UCB	BS	112	117	138							
52.1401	MARKETING.....	UCD	MS				3	1	1	1	8	18	27
52.1499	INDUSTRIAL MARKETING.....	METRO	BS										
52.1501	REAL ESTATE.....	CMC	C								1		1
52.1501	REAL ESTATE.....	RRCC	C	0	0	0	0	0	0	0	3	0	0
52.1501	REAL ESTATE.....	RRCC	AAS	2	2	1	4	3	0	0	0	1	0
52.1501	REAL ESTATE.....	UCB	BS	16	11	12							
52.9999	MINERALS LAND MANAGEMENT.....	UCB	BS	34	34	18							
** Subtotal	Area 52 - BUSINESS AND MANAGEMENT			4143	4343	4328	4507	4593	4561	4559	4545	4571	4875





Alphabetical Listing by Program Name  
to  
CIP Code Crosswalk

Program Name	Cip code	Program Name	Cip code
ACCOUNTING.....	52.0301	APPAREL & MERCHANDISING.....	19.0901
ACCOUNTING.....	52.0302	APPLIED CHEMISTRY.....	40.0599
ACCOUNTING CLERK.....	52.0302	APPLIED MANAGEMENT.....	52.0299
ADMIN. SUPPORT OCCUPATIONS.....	52.0401	APPLIED MATHEMATICS.....	27.0301
ADMINIS. SUPERVISION CURRICULUM DEV.....	13.0401	APPLIED MATHEMATICS (CU SYS).....	27.0301
ADMINISTRATION OF JUSTICE.....	43.0103	APPLIED MECHANICS.....	14.1101
ADMINISTRATION SUPERVISION CURRICULUM DEV.....	13.0401	APPLIED NATURAL SCIENCE.....	30.0101
ADMINISTRATIVE HEALTH ASSISTANT.....	51.0705	APPLIED PHYSICS.....	40.0899
ADVANCED MANUFACTURING SYSTEMS TECHNOLOGY.....	15.0405	APPLIED STATISTICS & RESEARCH METHODS.....	13.0603
ADVANCED TECHNOLOGY.....	15.0303	ARCHITECTURAL DESIGN.....	15.0101
AEROSPACE ENGINEERING SCIENCES.....	14.0201	ARCHITECTURAL ENGINEERING.....	14.0401
AFRICAN AMERICAN STUDIES.....	05.0201	ARCHITECTURAL TECHNOLOGY.....	15.0101
AFRICAN AND MIDDLE EASTERN STUDIES.....	05.0108	ARCHITECTURE.....	04.0201
AFRO-AMERICAN STUDIES.....	05.0201	ARCHITECTURE & CONSTRUCTION TECHNOLOGY.....	15.0101
AGENCY COUNSELING.....	13.1101	ART.....	50.0701
AGENCY COUNSELING.....	42.0601	ART EDUCATION.....	13.1302
AGRI-BUSINESS.....	01.0102	ARTS & HUMANITIES.....	24.0103
AGRICULTURAL & NATURAL RESOURCE JOURNALISM.....	09.0499	ARTS AND SCIENCES.....	24.0101
AGRICULTURAL & RESOURCE ECONOMICS.....	01.0103	ARTS IN MUSIC.....	50.9999
AGRICULTURAL BUSINESS.....	01.0102	ASIAN STUDIES.....	05.0103
AGRICULTURAL ECONOMICS.....	01.0103	ASTRO-PHYS. PLANETARY & ATMOSPHERIC SCIE..	40.0703
AGRICULTURAL EDUCATION.....	02.9999	ATMOSPHERIC SCIENCE.....	40.0401
AGRICULTURAL ENGINEERING.....	14.0301	AUDIO-VISUAL TECHNOLOGY.....	10.0101
AGRICULTURAL SCIENCES.....	02.0101	AUTO BODY REPAIR.....	47.0603
AGRICULTURAL SCIENCES.....	02.0101	AUTO COLLISION REPAIR.....	47.0603
AGRICULTURAL TECHNOLOGY.....	01.0501	AUTO MECHANICS.....	47.0604
AGRICULTURE.....	01.9999	AUTO TECHNOLOGY.....	47.0604
AGRICULTURE DIESEL EQUIPMENT.....	01.0201	AUTOMATED SYSTEMS.....	15.0405
AGRONOMY.....	02.0402	AUTOMATION SYSTEMS & ROBOTICS.....	15.0405
AIR CONDITIONING & REFRIGERATION.....	15.0501	AUTOMOBILE BODY REPAIR.....	47.0603
AIR CONDITIONING & REFRIGERATION TECH.....	15.0501	AUTOMOTIVE COLLISION REPAIR TECHNOLOGY.....	47.0603
AIR CONDITIONING, HEATING & REFRIG TECH.....	15.0501	AUTOMOTIVE MECHANICS.....	47.0604
AIRFRAME POWER PLANT.....	47.0608	AUTOMOTIVE MECHANICS TECHNOLOGY.....	47.0604
ALCOHOL DRUG COUNSELOR TRAINING.....	51.1501	AUTOMOTIVE PARTS & SERVICE MANAGEMENT.....	15.0803
ALLIED HEALTH OCCUPATIONS.....	51.9999	AUTOMOTIVE SERVICE.....	47.0604
AMERICAN STUDIES.....	05.0102	AUTOMOTIVE SERVICE & TECHNOLOGY.....	47.0604
ANATOMY.....	26.0601	AUTOMOTIVE TECHNOLOGY.....	47.0604
ANIMAL HEALTH TECHNOLOGIES.....	02.0203	AVIAN SCIENCE.....	02.0209
ANIMAL SCIENCES.....	02.0201	AVIATION ADMINISTRATION.....	49.0104
ANTHROPOLOGY.....	45.0201	AVIATION MAINTENANCE MANAGEMENT.....	47.0609

Colorado Commission on Higher Education  
May 93

Degree Granted Report  
Appendix C

Alphabetical Listing by Program Name  
to  
CIP Code Crosswalk

Program Name	Cip code	Program Name	Cip code
AVIATION MAINTENANCE TECHNOLOGY.....	47.0608	CARPENTRY.....	46.0201
AVIATION MANAGEMENT.....	49.0104	CELL & DEVELOPMENTAL BIOLOGY.....	26.0401
AVIATION TECHNOLOGY.....	49.0102	CENTRAL & EAST EUROPEAN STUDIES.....	05.0105
BANKING & FINANCIAL SERVICES.....	52.0803	CHEMICAL & PETROLEUM REFINING ENGINEERING.....	14.0701
BASIC PEACE OFFICER TRAINING.....	43.0107	CHEMICAL ENGINEERING.....	14.0701
BASIC SCIENCE.....	30.0101	CHEMICAL OPERATOR TRAINING.....	41.0301
BEHAVIORAL SCIENCE.....	45.9999	CHEMICAL PHYSICS.....	40.0506
BIO-AGRICULTURAL SCIENCE.....	02.0101	CHEMISTRY.....	40.0501
BIOCHEMISTRY.....	26.0202	CHICANO STUDIES.....	05.0203
BIOFEEDBACK THERAPY.....	51.0999	CHILD CARE & GUIDANCE, OTHER.....	20.0299
BIOLOGICAL & AGRICULTURAL SCIENCES.....	30.9999	CHILD HEALTH ASSOCIATE.....	51.0807
BIOLOGICAL SCIENCE.....	26.0101	CHILDREN'S GROUP LEADER.....	20.0203
BIOLOGICAL SCIENCES.....	26.0101	CHINESE.....	16.0301
BIOLOGY.....	26.0101	CIVIL ENGINEERING.....	14.0801
BIOMEDICAL BASIC SCIENCE.....	26.0699	CIVIL ENGINEERING TECHNOLOGY.....	15.0201
BIOMETRICS.....	26.0614	CIVIL TECHNOLOGY.....	15.0201
BIOPHYSICS AND GENETICS.....	26.0203	CLASSICS.....	16.1201
BLACK STUDIES.....	05.0201	CLERICAL.....	52.0401
BOOKKEEPING CLERK.....	52.0302	CLERICAL.....	52.0408
BOTANY.....	26.0301	CLERK TYPIST.....	52.0408
BRICKLAYING.....	46.0101	CLERK-BOOKKEEPER.....	52.0302
BROADCASTING.....	10.0104	CLERK-TYPIST.....	52.0408
BROADCASTING & PRODUCTION TECHNOLOGY.....	10.0104	CLINICAL SCIENCES.....	51.2501
BUILDING CONSTRUCTION.....	46.9999	COLLEGE STUDENT PERSONNEL ADMINISTRATION.....	13.1102
BUILDING TRADES.....	46.9999	COLORADO LAW ENFORCEMENT TRAINING ACADEMY.....	43.0107
BUSINESS.....	52.0201	COLORADO NANNY ACADEMY.....	20.0299
BUSINESS & OFFICE TECHNOLOGIES.....	52.0401	COMBINATION WELDING.....	48.0508
BUSINESS ADMINISTRATION.....	52.0201	COMMERCIAL ART.....	50.0402
BUSINESS COMPUTER INFORMATION SYSTEMS.....	52.1201	COMMERCIAL FOOD SERVICE MANAGEMENT.....	20.0401
BUSINESS ECONOMICS.....	52.0601	COMMERCIAL PHOTOGRAPHY.....	50.0406
BUSINESS EDUCATION.....	13.1303	COMMUNICATION.....	09.0101
BUSINESS EDUCATION AND COMMUNICATIONS.....	13.1303	COMMUNICATION AND THEATRE.....	09.0101
BUSINESS INFORMATION SYSTEMS.....	52.1201	COMMUNICATION ARTS.....	09.0101
BUSINESS MACHINE TECHNOLOGY.....	47.0102	COMMUNICATION DISORDERS.....	51.0201
BUSINESS MANAGEMENT.....	52.0201	COMMUNICATION DISORDERS & SPEECH SCIENCE.....	51.0201
BUSINESS MANAGEMENT.....	52.0299	COMMUNICATION DISORDERS: AUDIOLOGY.....	51.0202
BUSINESS MICRO-COMPUTER SPECIALIST.....	52.1201	COMMUNICATION DISORDERS: SPEECH-LANG PATH.....	51.0203
BUSINESS SYSTEMS TECHNOLOGY.....	52.0401	COMMUNICATIONS MULTI-MAJOR.....	09.9999
BUSINESS TEACHER EDUCATION.....	13.1303	COMPARATIVE LITERATURE.....	23.0301

Alphabetical Listing by Program Name  
to  
CIP Code Crosswalk

Program Name	Cip code	Program Name	Cip code
COMPUTER AND TELECOMMUNICATIONS TECHNOLOGY	15.0402	DENTAL SURGERY.....	51.0401
COMPUTER INFORMATION SPECIALIST.....	52.0407	DESIGN, MERCHANDISING, & CONSUMER SCIENCES	19.0402
COMPUTER INFORMATION SYSTEMS.....	52.1201	DETENTION OFFICER TRAINING.....	43.0102
COMPUTER INFORMATION SYSTEMS.....	52.1202	DIESEL MECHANICS.....	47.0605
COMPUTER INFORMATION SYSTEMS & MGT SCIENCE	11.0101	DIESEL POWER MECHANICS.....	47.0605
COMPUTER INFORMATION TECHNOLOGY.....	52.1201	DIESEL POWER TECHNOLOGY.....	47.0605
COMPUTER MAINTENANCE.....	15.0402	DIESEL TRUCK DRIVING.....	49.0205
COMPUTER PROGRAMMER.....	52.0407	DIETETIC TECHNICIAN.....	20.0404
COMPUTER SCIENCE.....	11.0101	DIETETIC TECHNOLOGY.....	20.0404
COMPUTER SCIENCE.....	11.0701	DIETETICS.....	19.0503
COMPUTER SCIENCE AND ENGINEERING.....	11.0701	DISTRIBUTED STUDIES.....	30.9999
COMPUTER SCIENCE INFORMATION SYSTEMS.....	11.0101	DISTRIBUTED STUDIES GENERAL.....	24.0103
COMPUTER SCIENCE TECHNOLOGY.....	11.0101	DRAFTING.....	48.0101
CONSTRUCTION MANAGEMENT.....	15.1001	DRAFTING & DESIGN TECHNOLOGY.....	48.0101
CONSTRUCTION MANAGEMENT.....	46.9999	DRAFTING FOR INDUSTRY.....	48.0101
CONSTRUCTION SUPERVISION.....	46.9999	DRAFTING FOR INDUSTRY - TEC CENTER.....	48.0101
CONSTRUCTION TECHNOLOGIES.....	46.9999	DRAFTING TECHNOLOGY.....	15.0101
CONSTRUCTION TECHNOLOGY.....	46.0201	DRAFTING TECHNOLOGY.....	48.0101
CONSTRUCTION TRADES TECHNOLOGY.....	46.9999		
CONSUMER ELECTRONICS TECHNOLOGY.....	47.0103		
CONSUMER SCIENCES.....	19.0402	EARLY CHILDHOOD CENTER DIRECTOR.....	20.0203
CONTINUING EDUCATION FOR NURSES.....	51.1699	EARLY CHILDHOOD EDUCATION.....	13.1204
CONTRACT MAJORS.....	30.9999	EARLY CHILDHOOD EDUCATION.....	20.0203
COSMETOLOGY.....	12.0403	EARLY CHILDHOOD EDUCATION & MANAGEMENT.....	20.0203
COUNSELING PSYCHOLOGY.....	42.0601	EARLY CHILDHOOD EDUCATION AND MANAGEMENT...	20.0203
COUNSELING PSYCHOLOGY & COUNSELOR EDUC....	13.1101	EARTH RESOURCES.....	40.0703
COUNSELOR EDUCATION.....	13.1101	EARTH SCIENCE.....	40.0703
CREATIVE WRITING.....	23.0501	EARTH SCIENCES.....	40.0703
CRIMINAL INVESTIGATIONS.....	43.0103	ECOLOGICAL ENGINEERING.....	26.0603
CRIMINAL JUSTICE.....	43.0103	ECONOMICS.....	45.0601
CRIMINAL JUSTICE & CRIMINOLOGY.....	43.0103	ED-SOCIAL MULTICUL. & BILINGUAL FOUNDATI..	13.0901
CRIMINAL JUSTICE (CLETA).....	43.0103	EDUC-EDUCATIONAL/PSYCHOLOGICAL STUDIES....	13.0802
CRIMINAL JUSTICE ADMINISTRATION.....	43.0103	EDUC-INSTRUCTION AND CURRICULUM.....	13.0301
CRIMINALISTICS.....	43.0106	EDUC-RESEARCH AND EVALUATION METHODOLOGY..	13.0601
CURRICULUM & INSTRUCTION.....	13.0301	EDUCATION.....	13.0101
CURRICULUM AND INSTRUCTION.....	13.0301	EDUCATIONAL ADMINISTRATION.....	13.0401
		EDUCATIONAL LEADERSHIP.....	13.0401
		EDUCATIONAL MEDIA.....	13.0501
DANCE.....	50.0301	EDUCATIONAL PSYCHOLOGY.....	13.0802
DENTAL ASSISTANT.....	51.0601	EDUCATIONAL TECHNOLOGY.....	13.9999
DENTAL ASSISTANT TECHNOLOGY.....	51.0601	ELECTRIC LINEMAN.....	46.0303
DENTAL ASSISTING.....	51.0601	ELECTRICAL & COMPUTER ENGINEERING.....	14.0901
DENTAL HYGIENE.....	51.0602	ELECTRICAL DISTRIBUTION.....	46.0301
DENTAL SERVICES, OTHER.....	51.0699	ELECTRICAL ENGINEERING.....	14.1001

Alphabetical Listing by Program Name  
to  
CIP Code Crosswalk

Program Name	Cip code	Program Name	Cip code
ELECTRICAL ENGINEERING (CU SYS).....	14.1001	FACILITIES MANAGEMENT.....	46.0401
ELECTRICAL-ELECTRONICS TECHNOLOGY.....	15.0303	FAMILY LIFE AND CONSUMER EDUCATION.....	19.0401
ELECTRICITY: INDUSTRIAL/COMMERCIAL.....	46.0302	FARM & RANCH BUSINESS MANAGEMENT.....	01.0104
ELECTRONIC DATA PROCESSING.....	11.0301	FARM & RANCH MANAGEMENT.....	01.0104
ELECTRONIC DIGITAL TECHNOLOGY.....	15.0303	FARM AND RANCH BUSINESS MANAGEMENT.....	01.0104
ELECTRONIC ENGINEERING TECHNOLOGY.....	15.0303	FARM AND RANCH MANAGEMENT.....	01.0104
ELECTRONIC EQUIPMENT REPAIR.....	15.0405	FARRIER (HORSESHOEING).....	01.0599
ELECTRONIC PUBLISHING.....	48.0212	FARRIER SCIENCE/MASTER FARRIER.....	01.0599
ELECTRONICS.....	15.0303	FASHION MERCHANDISING.....	08.0102
ELECTRONICS ASSEMBLY.....	47.0105	FILM STUDIES.....	50.0601
ELECTRONICS ENGINEERING TECHNOLOGY.....	15.0303	FINANCE.....	52.0801
ELECTRONICS TECHNOLOGY.....	15.0303	FINANCIAL SERVICE.....	52.0803
ELEMENTARY EDUCATION.....	13.1202	FINANCIAL SERVICES.....	08.0401
ELEMENTARY EDUCATION: BILINGUAL-BICULTURAL	13.0201	FINANCIAL SERVICES.....	52.0803
ELEMENTARY EDUCATION: EARLY CHILDHOOD ED..	13.1204	FINE ARTS.....	50.0701
ELEMENTARY SCHOOL COUNSELING.....	13.1101	FIRE SCIENCE.....	43.0203
EMERGENCY MEDICAL TECHNICIAN.....	51.0904	FIRE SCIENCE TECHNOLOGY.....	43.0201
EMERGENCY MEDICAL TECHNICIAN - BASIC.....	51.0904	FIRE SCIENCE TECHNOLOGY.....	43.0203
EMERGENCY MEDICAL TECHNOLOGY.....	51.0904	FIRE SERVICE TECHNOLOGY.....	43.0201
EMERGENCY MEDICAL TRAINING (EMT-B).....	51.0904	FIRE SERVICE TRAINING ACADEMY.....	43.0203
ENERGY EFFICIENT BUILDING TECHNOLOGY.....	46.9999	FISHERY & WILDLIFE BIOLOGY.....	03.0301
ENGINEER OF MINES.....	14.2101	FISHERY BIOLOGY.....	03.0301
ENGINEERING.....	14.0101	FOOD AND NUTRITION.....	19.0501
ENGINEERING PHYSICS.....	14.1201	FOOD MANAGEMENT.....	20.0401
ENGINEERING SCIENCE.....	14.1301	FOOD MANAGEMENT, PRODUCTION & SERVICE.....	20.0401
ENGINEERING TECHNOLOGY.....	15.9999	FOOD PREP SCIENCE.....	20.0401
ENGLISH.....	23.0101	FOOD SCIENCE & NUTRITION.....	19.0501
ENGLISH EDUCATION.....	13.1305	FOOD SCIENCE & TECHNOLOGY.....	02.0301
ENGLISH WRITING PROGRAM.....	23.0401	FOOD SCIENCE & TECHNOLOGY.....	12.0503
ENTOMOLOGY.....	26.0702	FOOD SERVICE PRODUCTION.....	47.0604
ENVIRONMENTAL POPULATION ORGANIS. BIOL..	26.0101	FOREIGN AUTOMOTIVE MECHANICS.....	16.0101
ENVIRONMENTAL & REFRIGERATION TECHNOLOGY..	15.0501	FOREIGN LANGUAGES.....	16.0101
ENVIRONMENTAL CONSERVATION.....	03.0101	FOREIGN LANGUAGES & LITERATURES.....	16.0101
ENVIRONMENTAL DESIGN.....	04.0401	FOREST & WOOD SCIENCES.....	03.0502
ENVIRONMENTAL HEALTH.....	51.2202	FOREST MANAGEMENT SCIENCE.....	03.0501
ENVIRONMENTAL PROTECTION TECH.....	15.0507	FORESTRY.....	03.0502
ENVIRONMENTAL RESTORATION ENGINEERING TECH	15.0599	FOUNDATIONS.....	13.0901
ENVIRONMENTAL SCIENCE.....	26.0699	FRENCH.....	16.0901
ENVIRONMENTAL SCIENCE & ENGINEERING.....	14.1401		
ENVIRONMENTAL SCIENCES.....	03.0102	GENERAL AGRICULTURE.....	02.0101
EQUINE SCIENCE.....	02.0299	GENERAL EDUCATION.....	24.0102
ETHNIC STUDIES.....	05.3299	GENERAL SCIENCE.....	40.0101
EXERCISE & SPORT SCIENCE.....	31.0505	GENERAL STUDIES.....	24.0102
EXERCISE PHYSIOLOGY & LEISURE SCIENCE.....	31.0505	GEOCHEMISTRY.....	40.0602
EXERCISE SCIENCE.....	31.0505	GEOGRAPHY.....	45.0701
EXPERIMENTAL PATHOLOGY.....	26.0704	GEOGRAPHY AND ENVIRONMENTAL STUDIES.....	45.0701
		GEOL ENGR/HYDROGEO/EXPLOR SCI/ENGR GEOL...	14.1501
		GEOLOGICAL ENGINEER/GEOLGY.....	14.1501

326

327



Alphabetical Listing by Program Name  
to  
CIP Code Crosswalk

Program Name	Cip code	Program Name	Cip code
GEOLOGICAL ENGINEERING.....	14.1501	HUMAN NUTRITION & DIETETICS.....	19.0501
GEOLOGY.....	40.0601	HUMAN NUTRITION & DIETETICS.....	19.0503
GEOPHYSICAL ENGINEER/GEOPHYSICS.....	14.1601	HUMAN PERFORMANCE & SPORTS.....	31.0505
GEOPHYSICAL ENGINEERING.....	14.1601	HUMAN REHABILITATION.....	51.2399
GEOPHYSICS.....	40.0603	HUMAN REHABILITATIVE SERVICES.....	51.2399
GERIATRIC AIDE.....	51.2601	HUMAN SERVICES.....	44.0701
GERMAN.....	16.0501	HUMAN SERVICES TECHNICIAN.....	51.1502
GERMANIC STUDIES.....	16.0501	HUMANITIES.....	24.0103
GERONTOLOGY.....	19.0705	HYDRAULIC PNEUMATIC TECHNOLOGY.....	15.1103
GRADUATE INTERDISCIPLINARY DEGREE PROGRAM.....	30.9999		
GRAPHIC ARTS.....	48.0201	INDIVIDUALLY STRUCTURED MAJOR.....	30.9999
GRAPHIC ARTS TECHNOLOGY.....	48.0201	INDUSTRIAL & TECHNICAL STUDIES.....	15.0603
GRAPHIC COMMUNICATIONS.....	48.0201	INDUSTRIAL ARTS.....	13.1319
GRAPHIC DESIGN.....	50.0402	INDUSTRIAL DESIGN.....	50.0404
GRAPHIC TECHNOLOGY.....	48.0201	INDUSTRIAL EDUCATION.....	13.1309
GUIDANCE & COUNSELING.....	42.0601	INDUSTRIAL EDUCATION.....	15.0603
GUIDANCE & HUMAN SERVICES.....	13.1101	INDUSTRIAL ENGINEERING.....	14.1701
GUNSMITHING.....	47.0402	INDUSTRIAL MARKETING.....	52.1499
		INDUSTRIAL SCIENCE & TECHNOLOGY.....	15.0603
HAZARDOUS MATERIALS TECHNOLOGY.....	15.0507	INDUSTRIAL SCIENCES.....	13.1309
HEALTH.....	51.2207	INDUSTRIAL SCIENCES & TECHNOLOGY.....	15.0603
HEALTH ADMINISTRATION.....	51.0701	INDUSTRIAL TECHNOLOGY.....	15.0603
HEALTH CARE MANAGEMENT.....	51.0701	INDUSTRIAL TECHNOLOGY.....	15.0699
HEALTH EDUCATION.....	13.1307	INDUSTRIAL TECHNOLOGY.....	47.0303
HEALTH FITNESS TECHNOLOGY.....	31.0504	INFORMATION MEDIA TECHNOLOGY.....	10.0101
HEALTH, PHYSICAL EDUCATION & RECREATION.....	13.1314	INFORMATION PROCESSING - TEC CENTER.....	52.0407
HEAVY EQUIP. OPERATION-PREVENT. MAINTEN.....	47.0302	INFORMATION PROCESSING TECHNICIAN.....	52.0407
HEAVY EQUIPMENT - DIESEL MECHANICS.....	47.0605	INFORMATION SYSTEMS.....	11.0401
HEAVY EQUIPMENT MECHANICS.....	47.0302	INHALATION THERAPY TECHNOLOGY.....	51.0908
HEAVY EQUIPMENT MECHANICS.....	47.0302	INSTRUMENTATION TECHNOLOGY.....	15.0404
HEAVY EQUIPMENT OPERATOR.....	47.0302	INTEGRATED CIRCUIT FABRICATION TECH.....	47.0105
HEAVY VEHICLE MECHANICS.....	47.0302	INTERDISCIPLINARY STUDIES.....	30.9999
HISPANIC - SOUTHWESTERN STUDIES.....	05.0203	INTERIOR DESIGN.....	04.0501
HISPANIC STUDIES.....	05.0203	INTERIOR DESIGN.....	50.0408
HISTORY.....	45.0801	INTERNATIONAL AFFAIRS.....	45.0901
HISTORY & GOVERNMENT.....	45.0801	INTERNATIONAL BUSINESS.....	52.1101
HOME ECONOMICS.....	19.0101	INTERPRETER TRAINING.....	51.0205
HOME HEALTH AIDE / NURSE ASSISTANT.....	51.1615	INTERPRETER TRAINING.....	52.1001
HORSE TRAINING & MANAGEMENT.....	01.0505	ITALIAN.....	16.0902
HORTICULTURE.....	02.0403		
HOSPITALITY AND RESTAURANT ADMINISTRATION.....	52.0901	JAPANESE.....	16.0302
HOSPITALITY, MEETING AND TRAVEL ADMIN.....	52.0901	JOURNALISM.....	09.0401
HUMAN DEVELOPMENT & FAMILY STUDIES.....	19.0701		

Alphabetical Listing by Program Name  
to  
CIP Code Crosswalk

Program Name	Cip code	Program Name	Cip code
JOURNALISM (PRINTED MEDIA).....	09.0401	MARKETING.....	52.1461
JUDICIAL-LEGAL SECRETARY.....	52.0403	MARKETING MANAGEMENT.....	08.0708
JUNIOR HIGH / SECONDARY SCIENCE.....	13.1316	MARKETING MANAGEMENT.....	52.1401
		MASS COMMUNICATION.....	09.0403
KINESIOLOGY.....	31.0505	MATERIALS SCIENCE.....	14.1801
		MATHEMATICAL PHYSICS.....	40.0810
		MATHEMATICS.....	27.0101
		MATHEMATICS & COMPUTER SCIENCE.....	27.0101
LABORATORY MEDICINE.....	51.1005	MATHEMATICS EDUCATION.....	13.1311
LAND USE.....	04.9999	MECHANICAL DESIGN TECHNOLOGY.....	15.0805
LANDSCAPE & TURF MANAGEMENT.....	01.0607	MECHANICAL DRAFTING & DESIGN TECHNOLOGY.....	15.0805
LANDSCAPE ARCHITECTURAL TECHNOLOGY.....	01.0605	MECHANICAL ENGINEERING.....	14.1901
LANDSCAPE ARCHITECTURE.....	04.0601	MECHANICAL ENGINEERING TECHNOLOGY.....	15.0805
LANDSCAPE HORTICULTURE.....	01.0605	MECHANICAL ENGINEERING TECHNOLOGY.....	15.0899
LATIN AMERICAN STUDIES.....	05.0107	MECHANICS & REPAIRER, OTHER.....	47.0699
LAW.....	22.0101	MEDICAL LABORATORY SCIENCES.....	51.1005
LAW ENFORCEMENT.....	43.0107	MEDICAL LABORATORY TECHNOLOGY.....	51.1004
LAW ENFORCEMENT TECHNOLOGY.....	43.0107	MEDICAL OFFICE ASSISTANT.....	51.0705
LEGAL ASSISTANT.....	22.0103	MEDICAL OFFICE ASSISTING.....	51.0705
LEGAL INFORMATION TECHNOLOGY.....	52.0403	MEDICAL PHYSICS.....	26.0611
LEGAL SECRETARIAL.....	52.0403	MEDICAL RECORDS TECHNOLOGY.....	51.0707
LEISURE STUDIES.....	31.0101	MEDICAL SCIENCE.....	51.9999
LIBERAL ARTS.....	24.0101	MEDICAL SECRETARIAL.....	52.0404
LIBERAL ARTS.....	24.0103	MEDICAL TECHNOLOGY.....	51.1005
LIBERAL ARTS - A.A.....	24.0101	MEDICAL TECHNOLOGY & MICROBIOLOGY.....	51.1005
LIBERAL ARTS - A.G.S.....	24.0102	MEDICAL/DENTAL OFFICE MANAGEMENT.....	51.0705
LIBERAL ARTS - A.S.....	24.0199	MEDICINE.....	51.1201
LIBRARY MEDIA.....	25.0101	MENTAL HEALTH - HUMAN SERVICES.....	51.1502
LINGUISTICS.....	16.0102	MENTAL HEALTH WORKER.....	51.1502
LP-GAS TECHNOLOGY.....	47.0501	METALLURGICAL & MATERIALS ENGINEERING.....	14.2001
		METALLURGICAL ENGINEERING TECHNOLOGY.....	15.0611
		METALLURGY.....	40.0701
MACHINE & MANUFACTURING TRADES.....	48.0503	METEOROLOGY.....	40.0401
MACHINE DRAFTING TECHNOLOGY.....	48.0101	MICRO COMPUTER MANAGER.....	52.1201
MACHINE SHOP.....	48.0503	MICRO-COMPUTER OPERATIONS.....	52.1201
MACHINE SHOP TECHNOLOGY-AVS.....	48.0503	MICROBIOLOGY.....	26.0501
MACHINE TOOL OPERATOR.....	48.0503	MICROBIOLOGY & IMMUNOLOGY.....	26.0501
MACHINING TECHNOLOGY.....	48.0503	MICROCOMPUTER SPECIALISTS.....	52.1201
MAGNETIC RESONANCE.....	51.0910	MIDDLE SCHOOL EDUCATION.....	13.1203
MAJOR APPLIANCE REPAIR.....	47.0106	MINERAL ECONOMICS.....	45.0602
MANAGEMENT.....	52.0201	MINERAL RESOURCES ECOLOGY.....	26.0603
MANAGEMENT.....	52.0299	MINERALS LAND MANAGEMENT.....	52.9999
MANAGEMENT AND ORGANIZATION.....	52.1003	MINING ENGINEERING.....	14.2101
MANAGEMENT SCIENCE.....	11.0401	MODERN LANGUAGES.....	16.0101

Alphabetical Listing by Program Name  
to  
CIP Code Crosswalk

Program Name	Cip code	Program Name	Cip code
MOLECULAR, CELLULAR & DEVELOPMENTAL BIOLOGY	26.0402	PARAMEDIC.....	51.0904
MUSIC.....	50.0901	PATHOLOGY.....	26.0704
MUSIC.....	50.0903	PERFORMING ARTS: THEATRE & DANCE.....	50.0501
MUSIC - MUSIC EDUCATION.....	13.1312	PERSONNEL-HUMAN RESOURCES MANAGEMENT.....	52.1001
MUSIC EDUCATION.....	13.1312	PETROLEUM ENGINEER.....	14.2501
MUSIC INSTRUMENT REPAIR TECHNOLOGY.....	47.0404	PETROLEUM ENGINEERING.....	14.2501
MUSIC PERFORMANCE.....	50.0903	PETROLEUM TECHNOLOGY.....	15.0903
MUSIC THERAPY.....	51.2305	PHARMACEUTICAL SCIENCES.....	51.2001
MUSICAL ARTS.....	50.0901	PHARMACOLOGY.....	26.0705
MUSICAL THEATRE.....	50.0599	PHARMACY.....	51.2001
		PHILOSOPHY.....	38.0101
NATURAL RESOURCES MANAGEMENT.....	03.0201	PHOTOGRAPHY.....	50.0406
NUCLEAR MEDICINE TECHNOLOGY.....	51.0905	PHYSICAL & MATHEMATICAL SCIENCES.....	30.9999
NURSE AIDE.....	51.1614	PHYSICAL EDUCATION.....	13.1314
NURSE AIDE / HOME HEALTH AIDE.....	51.1615	PHYSICAL SCIENCE.....	40.0101
NURSING.....	51.1601	PHYSICAL SCIENCES.....	40.0101
NURSING ASSISTANT.....	51.1614	PHYSICAL THERAPIST ASSISTANT.....	51.0806
		PHYSICAL THERAPY.....	51.2308
		PHYSICS.....	40.0801
OCCUPATIONAL SAFETY ADMINISTRATION TECH.....	15.0701	PHYSIOLOGY.....	26.0706
OCCUPATIONAL THERAPY.....	51.2306	PLANT PATHOLOGY.....	26.0305
OCCUPATIONAL THERAPY ASSISTANT.....	51.0803	PLANT PATHOLOGY & WEED SCIENCE.....	26.0305
OFFICE ADMINISTRATION.....	52.0204	PLUMBING.....	46.0501
OFFICE ADMINISTRATION (WD PR).....	52.0401	POLITICAL SCIENCE.....	45.1001
OFFICE CAREERS.....	52.0401	PRACTICAL NURSING.....	51.1613
OFFICE CLERICAL.....	52.0408	PRE-SCHOOL EDUCATION.....	13.1204
OFFICE INFORMATION TECHNOLOGY.....	52.0401	PRINTING TECHNOLOGY.....	48.0201
OFFICE MANAGEMENT.....	52.0204	PRODUCTION AGRICULTURE (EQUINE).....	01.0302
OFFICE MANAGEMENT - SPECIALIST.....	52.0402	PRODUCTION AND OPERATIONS MANAGEMENT.....	52.0205
OFFICE OCCUPATIONS.....	52.0401	PROFESSIONAL PILOT.....	49.0102
OFFICE PROFESSIONS.....	52.0401	PROFESSIONAL SELLING.....	08.0706
OFFICE SUPERVISION & MANAGEMENT.....	52.0204	PSYCHIATRIC TECHNICIAN.....	51.1502
OFFICE TECHNOLOGIES.....	52.0401	PSYCHOLOGY.....	42.0101
OPTICIANARY TECHNOLOGY.....	51.1801	PUBLIC ADMINISTRATION.....	44.0401
OPTICS TECH. <D-LASER EL OP>.....	15.0304	PUBLIC HEALTH.....	13.1307
OPTICS TECHNOLOGY.....	15.0304	PUBLIC HEALTH.....	51.2201
OPTICS TECHNOLOGY.....	15.0404	PUBLIC HEALTH.....	51.2207
ORGANIZATION MANAGEMENT.....	52.1003		
		RADIATION THERAPY TECHNOLOGY.....	51.0908
PARALEGAL.....	22.0103	RADIOLOGIC HEALTH SCIENCES PROGRAM.....	51.0907
PARALEGAL (LEGAL ASSISTANT) - SPECIALIST..	22.0103	RADIOLOGIC TECHNOLOGY.....	51.0907
		RADIOLOGY & RADIATION BIOLOGY.....	26.0611
		RANGE & FOREST MANAGEMENT.....	02.0409

Alphabetical Listing by Program Name  
to  
CIP Code Crosswalk

Program Name	Cip code	Program Name	Cip code
RANGE ECOLOGY.....	02.0409	SMALL BUSINESS ADMINISTRATION.....	52.0701
RANGE SCIENCE.....	02.0409	SMALL BUSINESS MANAGEMENT.....	52.0701
READING.....	13.1315	SMALL BUSINESS MANAGEMENT & OWNERSHIP.....	52.0701
REAL ESTATE.....	52.1501	SMALL ENGINE MECHANICS.....	47.0606
RECREATION.....	31.0101	SOCIAL SCIENCE.....	45.0101
RECREATION.....	31.0301	SOCIAL SCIENCES.....	45.0101
RECREATION & LEISURE SERVICES.....	36.0101	SOCIAL SERVICES TECHNICIAN.....	51.1502
RECREATION RESOURCES.....	31.0301	SOCIAL STUDIES.....	45.0101
RECREATION RESOURCES MANAGEMENT.....	31.0301	SOCIAL WELFARE.....	44.0701
RECREATIONAL LEADERSHIP.....	31.0301	SOCIAL WORK.....	44.0701
REFRIGERATION & AIR CONDITIONING TECH.....	52.0903	SOCIOLOGY.....	45.1101
REFRIGERATION & APPLIANCE SERVICE.....	15.0501	SOCIOLOGY & HUMAN SCIENCES.....	45.1101
REHABILITATION COUNSELING.....	47.0106	SOIL CONSERVATION TECHNOLOGY.....	03.0299
REHABILITATION SERVICES.....	51.2310	SOLAR ENERGY TECHNOLOGY.....	15.0505
RELIGIOUS STUDIES.....	51.2399	SOUTHWEST STUDIES.....	05.0203
RESORT MANAGEMENT.....	38.0201	SPANISH.....	16.0905
RESOURCE SYSTEMS ENGINEERING.....	08.0901	SPEC ED AND PARAPROFESSIONAL IN HUMAN SER.....	51.1502
RESPIRATORY CARE.....	14.9999	SPECIAL EDUCATION.....	13.1001
RESPIRATORY THERAPY TECHNOLOGY.....	51.0908	SPECIAL EDUCATION - MODERATE NEEDS I.....	13.1005
RESTAURANT ARTS, FOOD MGMT, PROD. & SVC.....	20.0401	SPECIAL EDUCATION E.M.H.....	13.1006
RESTAURANT MANAGEMENT.....	52.0902	SPECIAL EDUCATION-MENTAL RETARDATION.....	13.1006
RETAIL MERCHANDISING.....	08.0705	SPEECH - THEATRE.....	50.0501
RISK & SAFETY MANAGEMENT.....	15.0701	SPEECH COMMUNICATION.....	23.1001
RN REFRESHER PROGRAM - CERTIFIED.....	51.1699	SPEECH COMMUNICATIONS.....	23.1001
RUSSIAN & SLAVIC LANGUAGES & LIT.....	16.0402	SPEECH CORRECTION.....	13.1012
		STATISTICS.....	27.0501
		STENOGRAPHER.....	52.0408
SCHOOL PSYCHOLOGY.....	42.1701	STENOGRAPHIC.....	52.0408
SCIENCE.....	30.0101	STUDENT AFFAIRS IN HIGHER EDUCATION.....	13.0406
SCIENCE EDUCATION.....	13.1316	STUDENT CONSTRUCTED MAJOR.....	30.9999
SECONDARY EDUCATION.....	13.1205	SUPERVISION/MGMT OF SKI AREA OPERATIONS.....	52.0903
SECONDARY/POSTSECONDARY SCHOOL COUNSELING.....	13.1101	SUPERVISORY MANAGEMENT.....	52.0204
SECRETARIAL.....	52.0401	SUPERVISORY MANAGEMENT.....	52.0401
SECRETARIAL ADMINISTRATION.....	52.0401	SURGICAL TECHNOLOGY.....	51.0909
SECRETARIAL SCIENCE.....	52.0401	SURVEYING.....	15.1102
SECRETARIAL STUDIES.....	52.0401	SURVEYING & MAPPING.....	15.1102
SEED ANALYST.....	02.0402	SURVEYING & SOIL TESTING.....	15.1102
SELECTED STUDIES.....	24.0102	SWINE MANAGEMENT.....	02.0201
SELECTED STUDIES.....	24.0103	SYSTEMS ENGINEERING.....	14.2701
SELECTED STUDIES.....	30.9999		
SHEET METAL PRECISION.....	48.0506	TEACHER EDUCATION-ELEMENTARY.....	13.1202
SKI TOURING CENTER OPERATIONS.....	47.9999	TEACHER EDUCATION-SECONDARY.....	13.1205
SMALL BUS. MANGT. AND ENTREPRENEURSHIP.....	52.0701	TECHNICAL & INDUSTRIAL ADMINISTRATION.....	52.0299



Alphabetical Listing by Program Name  
to

CIP Code Crosswalk

Program Name	Cip code	Program Name	Cip code
TECHNICAL COMMUNICATION	09.0501	WELDING, COMBINATION & PIPE	48.0508
TECHNICAL COMMUNICATIONS	23.1101	WILDLIFE BIOLOGY	03.0601
TECHNICAL JOURNALISM	09.0401	WOOD SCIENCE & TECHNOLOGY	03.0509
TECHNICAL MANAGEMENT	52.1399	WORD PROCESSING	52.0407
TELECOMMUNICATIONS	14.1001		
TEXTILES AND CLOTHING	19.0901		
THEATRE	50.0501	YOUNG FARMER	01.9999
THEATRE ARTS	50.0501		
TRAFFIC AND TRANSPORTATION MANAGEMENT	49.9999		
TRANSPORTATION AND DISTRIBUTION MANAGEMENT	52.0903	ZOOLOGY	26.0701
TRAVEL RECREATION & HOSPITALITY MGMT	52.0903		
TRAVEL & TOURISM	08.1105		
TRAVEL & TOURISM OCCUPATIONS	08.1104		
TRAVEL & TOURISM	08.1105		
TRAVEL INDUSTRY	08.1105		
TRUCK DRIVING	49.0205		
UPHOLSTERY	48.0303		
URBAN AFFAIRS	45.1201		
URBAN AND REGIONAL PLANNING	04.0301		
URBAN DESIGN	04.0701		
URBAN HORTICULTURE	01.0601		
URBAN STUDIES	45.1201		
VENTILATING & AIR CONDITIONING - AVS	15.0501		
VETERINARY MEDICINE	51.2401		
VETERINARY SCIENCE	51.2501		
VICTIM ASSISTANCE	51.1502		
VISION CARE ASSISTANT	51.1802		
VISUAL ARTS	50.0701		
VOCATIONAL EDUCATION	13.1399		
VOCATIONAL HOME ECONOMICS	13.1308		
VOCATIONAL HOME ECONOMICS EDUCATION	13.1308		
VOLUNTEER FIREFIGHTER TRAINING	43.0203		
WATER-WASTEWATER TECHNOLOGY	15.0506		
WATER/WASTE WATER TECHNOLOGY	15.0506		
WATERSHED SCIENCES	40.0703		
WELDING	48.0508		
WELDING & FABRICATION	48.0508		
WELDING AND FABRICATION	48.0508		
WELDING TECHNOLOGY	48.0508		



Alphabetical Listing by Program Name  
to  
CIP Code Crosswalk

Program Name	Cip code	Program Name	Cip code
ACCOUNTING.....	52.0301	APPAREL & MERCHANDISING.....	19.0901
ACCOUNTING.....	52.0302	APPLIED CHEMISTRY.....	40.0599
ACCOUNTING CLERK.....	52.0302	APPLIED MANAGEMENT.....	52.0299
ADMIN. SUPPORT OCCUPATIONS.....	52.0401	APPLIED MATHEMATICS.....	27.0301
ADMINIS. SUPERVISION CURRICULUM DEV.....	13.0401	APPLIED MATHEMATICS (CU SYS).....	27.0301
ADMINISTRATION OF JUSTICE.....	43.0103	APPLIED MECHANICS.....	14.1101
ADMINISTRATION SUPERVISION CURRICULUM DEV.....	13.0401	APPLIED NATURAL SCIENCE.....	30.0101
ADMINISTRATIVE HEALTH ASSISTANT.....	51.0705	APPLIED PHYSICS.....	40.0899
ADVANCED MANUFACTURING SYSTEMS TECHNOLOGY.....	15.0405	APPLIED STATISTICS & RESEARCH METHODS.....	13.0603
ADVANCED TECHNOLOGY.....	15.0303	ARCHITECTURAL DESIGN.....	15.0101
AEROSPACE ENGINEERING SCIENCES.....	14.0201	ARCHITECTURAL ENGINEERING.....	14.0401
AFRICAN AMERICAN STUDIES.....	05.0201	ARCHITECTURAL TECHNOLOGY.....	15.0101
AFRICAN AND MIDDLE EASTERN STUDIES.....	05.0108	ARCHITECTURE.....	04.0201
AFRO-AMERICAN STUDIES.....	05.0201	ARCHITECTURE & CONSTRUCTION TECHNOLOGY.....	15.0101
AGENCY COUNSELING.....	13.1101	ART.....	50.0701
AGENCY COUNSELING.....	42.0601	ART EDUCATION.....	13.1302
AGRI-BUSINESS.....	01.0102	ARTS & HUMANITIES.....	24.0103
AGRICULTURAL & NATURAL RESOURCE JOURNALISM.....	09.0499	ARTS AND SCIENCES.....	24.0101
AGRICULTURAL & RESOURCE ECONOMICS.....	01.0103	ARTS IN MUSIC.....	50.9999
AGRICULTURAL BUSINESS.....	01.0102	ASIAN STUDIES.....	05.0103
AGRICULTURAL ECONOMICS.....	01.0103	ASTRO-PHYS. PLANETARY & ATMOSPHERIC SCIE.....	40.0703
AGRICULTURAL EDUCATION.....	02.9999	ATMOSPHERIC SCIENCE.....	40.0401
AGRICULTURAL ENGINEERING.....	14.0301	AUDIO-VISUAL TECHNOLOGY.....	10.0101
AGRICULTURAL SCIENCE.....	02.0101	AUTO BODY REPAIR.....	47.0603
AGRICULTURAL SCIENCES.....	02.0101	AUTO COLLISION REPAIR.....	47.0603
AGRICULTURAL TECHNOLOGY.....	01.0501	AUTO MECHANICS.....	47.0604
AGRICULTURE.....	01.9999	AUTO TECHNOLOGY.....	47.0604
AGRICULTURE DIESEL EQUIPMENT.....	01.0201	AUTOMATED SYSTEMS.....	15.0405
AGRONOMY.....	02.0402	AUTOMATION SYSTEMS & ROBOTICS.....	15.0405
AIR CONDITIONING & REFRIGERATION.....	15.0501	AUTOMOBILE BODY REPAIR.....	47.0603
AIR CONDITIONING & REFRIGERATION TECH.....	15.0501	AUTOMOTIVE COLLISION REPAIR TECHNOLOGY.....	47.0603
AIR CONDITIONING, HEATING & REFRIG TECH.....	15.0501	AUTOMOTIVE MECHANICS.....	47.0604
AIRFRAME POWER PLANT.....	47.0608	AUTOMOTIVE MECHANICS TECHNOLOGY.....	47.0604
ALCOHOL DRUG COUNSELOR TRAINING.....	51.1501	AUTOMOTIVE PARTS & SERVICE MANAGEMENT.....	15.0803
ALLIED HEALTH OCCUPATIONS.....	51.9999	AUTOMOTIVE SERVICE.....	47.0604
AMERICAN STUDIES.....	05.0102	AUTOMOTIVE SERVICE & TECHNOLOGY.....	47.0604
ANATOMY.....	26.0601	AUTOMOTIVE TECHNOLOGY.....	47.0604
ANIMAL HEALTH TECHNOLOGIES.....	02.0203	AVIAN SCIENCE.....	02.0209
ANIMAL SCIENCES.....	02.0201	AVIATION ADMINISTRATION.....	49.0104
ANTHROPOLOGY.....	45.0201	AVIATION MAINTENANCE MANAGEMENT.....	47.0609



Alphabetical Listing by Program Name  
to  
CIP Code Crosswalk

Program Name	Cip code	Program Name	Cip code
AVIATION MAINTENANCE TECHNOLOGY.....	47.0608	CARPENTRY.....	46.0201
AVIATION MANAGEMENT.....	49.0104	CELL & DEVELOPMENTAL BIOLOGY.....	26.0401
AVIATION TECHNOLOGY.....	49.0102	CENTRAL & EAST EUROPEAN STUDIES.....	05.0105
BANKING & FINANCIAL SERVICES.....	52.0803	CHEMICAL & PETROLEUM REFINING ENGINEERING.....	14.0701
BASIC PEACE OFFICER TRAINING.....	43.0107	CHEMICAL ENGINEERING.....	14.0701
BASIC SCIENCE.....	30.0101	CHEMICAL OPERATOR TRAINING.....	41.0301
BEHAVIORAL SCIENCE.....	45.9999	CHEMICAL PHYSICS.....	40.0506
BIO-AGRICULTURAL SCIENCE.....	02.0101	CHEMISTRY.....	40.0501
BIOCHEMISTRY.....	26.0202	CHICANO STUDIES.....	05.0203
BIOFEEDBACK THERAPY.....	51.0999	CHILD CARE & GUIDANCE, OTHER.....	20.0299
BIOLOGICAL & AGRICULTURAL SCIENCES.....	30.9999	CHILD HEALTH ASSOCIATE.....	51.0807
BIOLOGICAL SCIENCE.....	26.0101	CHILDREN'S GROUP LEADER.....	20.0203
BIOLOGICAL SCIENCES.....	26.0101	CHINESE.....	16.0301
BIOLOGY.....	26.0101	CIVIL ENGINEERING.....	14.0801
BIOMEDICAL BASIC SCIENCE.....	26.0699	CIVIL ENGINEERING TECHNOLOGY.....	15.0201
BIOMETRICS.....	26.0614	CIVIL TECHNOLOGY.....	15.0201
BIOPHYSICS AND GENETICS.....	26.0203	CLASSES.....	16.1201
BLACK STUDIES.....	05.0201	CLERICAL.....	52.0401
BOOKKEEPING CLERK.....	26.0302	CLERICAL.....	52.0408
BOTANY.....	26.0301	CLERK-TYPIST.....	52.0408
BRICKLAYING.....	46.0101	CLERK-BOOKKEEPER.....	52.0408
BROADCASTING.....	10.0104	CLINICAL SCIENCES.....	51.2501
BROADCASTING & PRODUCTION TECHNOLOGY.....	10.0104	COLLEGE STUDENT PERSONNEL ADMINISTRATION..	13.1102
BUILDING CONSTRUCTION.....	46.9999	COLORADO LAW ENFORCEMENT TRAINING ACADEMY.....	43.0107
BUILDING TRADES.....	46.9999	COLORADO NANNY ACADEMY.....	20.0299
BUSINESS.....	52.0201	COMBINATION WELDING.....	48.0508
BUSINESS & OFFICE TECHNOLOGIES.....	52.0401	COMMERCIAL ART.....	50.0402
BUSINESS ADMINISTRATION.....	52.0201	COMMERCIAL FOOD SERVICE MANAGEMENT.....	20.0401
BUSINESS COMPUTER INFORMATION SYSTEMS.....	52.1201	COMMERCIAL PHOTOGRAPHY.....	50.0406
BUSINESS ECONOMICS.....	52.0601	COMMUNICATION.....	09.0101
BUSINESS EDUCATION.....	13.1303	COMMUNICATION AND THEATRE.....	09.0101
BUSINESS EDUCATION AND COMMUNICATIONS.....	13.1303	COMMUNICATION ARTS.....	09.0101
BUSINESS INFORMATION SYSTEMS.....	52.1201	COMMUNICATION DISORDERS.....	51.0201
BUSINESS MACHINE TECHNOLOGY.....	47.0102	COMMUNICATION DISORDERS & SPEECH SCIENCE.....	51.0201
BUSINESS MANAGEMENT.....	52.0201	COMMUNICATION DISORDERS: AUDIOLOGY.....	51.0202
BUSINESS MANAGEMENT.....	52.0299	COMMUNICATION DISORDERS: SPEECH-LANG PATH.....	51.0203
BUSINESS MICRO-COMPUTER SPECIALIST.....	52.1201	COMMUNICATIONS MULTI-MAJOR.....	09.9999
BUSINESS SYSTEMS TECHNOLOGY.....	52.0401	COMPARATIVE LITERATURE.....	23.0301
BUSINESS TEACHER EDUCATION.....	13.1303		

210

Alphabetical Listing by Program Name  
to  
CIP Code Crosswalk

Program Name	Cip code	Program Name	Cip code
COMPUTER AND TELECOMMUNICATIONS TECHNOLOGY	15.0402	DENTAL SURGERY	51.0401
COMPUTER INFORMATION SPECIALIST	52.0407	DESIGN, MERCHANDISING, & CONSUMER SCIENCES	19.0402
COMPUTER INFORMATION SYSTEMS	52.1201	DETENTION OFFICER TRAINING	43.0102
COMPUTER INFORMATION SYSTEMS	52.1202	DIESEL MECHANICS	47.0605
COMPUTER INFORMATION SYSTEMS & MGT SCIENCE	11.0101	DIESEL POWER MECHANICS	47.0605
COMPUTER INFORMATION TECHNOLOGY	52.1201	DIESEL TRUCK DRIVING	49.0205
COMPUTER MAINTENANCE	15.0402	DIETETIC TECHNICIAN	20.0404
COMPUTER PROGRAMMER	52.0407	DIETETIC TECHNOLOGY	20.0404
COMPUTER SCIENCE	11.0101	DIETETICS	19.0503
COMPUTER SCIENCE	11.0701	DISTRIBUTED STUDIES	30.9999
COMPUTER SCIENCE AND ENGINEERING	11.0701	DISTRIBUTED STUDIES GENERAL	24.0103
COMPUTER SCIENCE INFORMATION SYSTEMS	11.0101	DRAFTING	48.0101
COMPUTER SCIENCE TECHNOLOGY	11.0101	DRAFTING & DESIGN TECHNOLOGY	48.0101
CONSTRUCTION MANAGEMENT	15.1001	DRAFTING FOR INDUSTRY	48.0101
CONSTRUCTION MANAGEMENT	46.9999	DRAFTING FOR INDUSTRY - TEC CENTER	48.0101
CONSTRUCTION SUPERVISION	46.9999	DRAFTING TECHNOLOGY	48.0101
CONSTRUCTION TECHNOLOGIES	46.9999	DRAFTING TECHNOLOGY	15.0101
CONSTRUCTION TRADES TECHNOLOGY	46.0201	DRAFTING TECHNOLOGY	48.0101
CONSUMER ELECTRONICS TECHNOLOGY	46.9999		
CONSUMER SCIENCES	47.0103		
CONTINUING EDUCATION FOR NURSES	19.0402		
CONTRACT MAJORS	51.1699	EARLY CHILDHOOD CENTER DIRECTOR	20.0203
COSMETOLOGY	30.9999	EARLY CHILDHOOD EDUCATION	13.1204
COSMETOLOGY	12.0403	EARLY CHILDHOOD EDUCATION	20.0203
COUNSELING PSYCHOLOGY	42.0601	EARLY CHILDHOOD EDUCATION & MANAGEMENT	20.0203
COUNSELING PSYCHOLOGY & COUNSELOR EDUC	13.1101	EARLY CHILDHOOD EDUCATION AND MANAGEMENT	20.0203
COUNSELOR EDUCATION	13.1101	EARTH RESOURCES	40.0703
COURSELOR EDUCATION	13.1101	EARTH SCIENCE	40.0703
CREATIVE WRITING	23.0501	EARTH SCIENCES	40.0703
CRIMINAL INVESTIGATIONS	43.0103	ECOLOGICAL ENGINEERING	26.0603
CRIMINAL JUSTICE	43.0103	ECONOMICS	45.0601
CRIMINAL JUSTICE & CRIMINOLOGY	43.0103	ED-SOCIAL MULTICUL. & BILINGUAL FOUNDATI..	13.0901
CRIMINAL JUSTICE (CLETA)	43.0103	EDUC-EDUCATIONAL/PSYCHOLOGICAL STUDIES...	13.0802
CRIMINAL JUSTICE ADMINISTRATION	43.0103	EDUC-INSTRUCTION AND CURRICULUM	13.0301
CRIMINALISTICS	43.0106	EDUC-RESEARCH AND EVALUATION METHODOLOGY..	13.0601
CURRICULUM & INSTRUCTION	13.0301	EDUCATION	13.0101
CURRICULUM AND INSTRUCTION	13.0301	EDUCATIONAL ADMINISTRATION	13.0401
		EDUCATIONAL LEADERSHIP	13.0401
		EDUCATIONAL MEDIA	13.0501
DANCE	50.0301	EDUCATIONAL PSYCHOLOGY	13.0802
DENTAL ASSISTANT	51.0601	EDUCATIONAL TECHNOLOGY	13.9999
DENTAL ASSISTANT TECHNOLOGY	51.0601	ELECTRIC LINEMORKER	46.0303
DENTAL ASSISTING	51.0601	ELECTRICAL & COMPUTER ENGINEERING	14.0901
DENTAL HYGIENE	51.0602	ELECTRICAL DISTRIBUTION	46.0301
DENTAL SERVICES, OTHER	51.0699	ELECTRICAL ENGINEERING	14.1001

Alphabetical Listing by Program Name  
to  
CIP Code Crosswalk

Program Name	Cip code	Program Name	Cip code
ELECTRICAL ENGINEERING (CU SYS).....	14.1001	FACILITIES MANAGEMENT.....	46.0401
ELECTRICAL-ELECTRONICS TECHNOLOGY.....	15.0303	FAMILY LIFE AND CONSUMER EDUCATION.....	19.0401
ELECTRICITY: INDUSTRIAL/COMMERCIAL.....	46.0302	FARM & RANCH BUSINESS MANAGEMENT.....	01.0104
ELECTRONIC DATA PROCESSING.....	11.0301	FARM & RANCH MANAGEMENT.....	01.0104
ELECTRONIC DIGITAL TECHNOLOGY.....	15.0303	FARM AND RANCH BUSINESS MANAGEMENT.....	01.0104
ELECTRONIC ENGINEERING TECHNOLOGY.....	15.0303	FARM AND RANCH MANAGEMENT.....	01.0104
ELECTRONIC EQUIPMENT REPAIR.....	15.0405	FARRIER (HORSESHOEING).....	01.0599
ELECTRONIC PUBLISHING.....	48.0212	FARRIER SCIENCE/MASTER FARRIER.....	01.0599
ELECTRONICS.....	15.0303	FASHION MERCHANDISING.....	08.0102
ELECTRONICS ASSEMBLY.....	47.0105	FILM STUDIES.....	50.0601
ELECTRONICS ENGINEERING TECHNOLOGY.....	15.0303	FINANCE.....	52.0801
ELECTRONICS TECHNOLOGY.....	15.0303	FINANCIAL SERVICE.....	52.0803
ELEMENTARY EDUCATION.....	13.1202	FINANCIAL SERVICES.....	08.0401
ELEMENTARY EDUCATION: BILINGUAL-BICULTURAL	13.0201	FINANCIAL SERVICES.....	52.0803
ELEMENTARY EDUCATION: EARLY CHILDHOOD ED..	13.1204	FINE ARTS.....	50.0701
ELEMENTARY SCHOOL COUNSELING.....	13.1101	FIRE SCIENCE.....	43.0203
EMERGENCY MEDICAL TECHNICIAN.....	51.0904	FIRE SCIENCE TECHNOLOGY.....	43.0201
EMERGENCY MEDICAL TECHNICIAN - BASIC.....	51.0904	FIRE SCIENCE TECHNOLOGY.....	43.0203
EMERGENCY MEDICAL TECHNOLOGY.....	51.0904	FIRE SERVICE TECHNOLOGY.....	43.0201
EMERGENCY MEDICAL TRAINING (EMT-B).....	51.0904	FIRE SERVICE TRAINING ACADEMY.....	43.0203
ENERGY EFFICIENT BUILDING TECHNOLOGY.....	46.9999	FISHERY BIOLOGY.....	03.0301
ENGINEER OF MINES.....	14.2101	FISHERY BIOLOGY.....	03.0301
ENGINEERING.....	14.0101	FOOD AND NUTRITION.....	19.0501
ENGINEERING PHYSICS.....	14.1201	FOOD MANAGEMENT.....	20.0401
ENGINEERING SCIENCE.....	14.1301	FOOD MANAGEMENT, PRODUCTION & SERVICE.....	20.0401
ENGINEERING TECHNOLOGY.....	15.9999	FOOD PREP SCIENCE.....	20.0401
ENGLISH.....	23.0101	FOOD SCIENCE & NUTRITION.....	19.0501
ENGLISH EDUCATION.....	13.1305	FOOD SCIENCE & TECHNOLOGY.....	02.0301
ENGLISH WRITING PROGRAM.....	23.0401	FOOD SERVICE PRODUCTION.....	12.0503
ENTOMOLOGY.....	26.0702	FOREIGN AUTOMOTIVE MECHANICS.....	47.0604
ENVIRONMENTAL POPULATION ORGANIS. BIOL..	26.0101	FOREIGN LANGUAGES.....	16.0101
ENVIRONMENTAL & REFRIGERATION TECHNOLOGY..	15.0501	FOREIGN LANGUAGES & LITERATURES.....	16.0101
ENVIRONMENTAL CONSERVATION.....	03.0101	FOREST & WOOD SCIENCES.....	03.0502
ENVIRONMENTAL DESIGN.....	04.0401	FOREST MANAGEMENT SCIENCE.....	03.0501
ENVIRONMENTAL HEALTH.....	51.2202	FORESTRY.....	03.0502
ENVIRONMENTAL PROTECTION TECH.....	15.0507	FOUNDATIONS.....	13.0901
ENVIRONMENTAL RESTORATION ENGINEERING TECH	15.0599	FRENCH.....	16.0901
ENVIRONMENTAL SCIENCE.....	26.0699	GENERAL AGRICULTURE.....	02.0101
ENVIRONMENTAL SCIENCE & ENGINEERING.....	14.1401	GENERAL EDUCATION.....	24.0102
ENVIRONMENTAL SCIENCES.....	03.0102	GENERAL SCIENCE.....	40.0101
EQUINE SCIENCE.....	02.0299	GENERAL STUDIES.....	24.0102
ETHNIC STUDIES.....	05.0299	GEOCHEMISTRY.....	40.0602
EXERCISE & SPORT SCIENCE.....	31.0505	GEOGRAPHY.....	45.0701
EXERCISE PHYSIOLOGY & LEISURE SCIENCE....	31.0505	GEOGRAPHY AND ENVIRONMENTAL STUDIES.....	45.0701
EXERCISE SCIENCE.....	31.0505	GEOL ENGR/HYDROGEO/EXPLOR SCI/ENGR GEOL...	14.1501
EXPERIMENTAL PATHOLOGY.....	26.0704	GEOLOGICAL ENGINEER/GEOLGY.....	14.1501

344

Alphabetical listing by Program Name  
to  
CIP Code Crosswalk

Program Name	CIP code	Program Name	CIP code
GEOLOGICAL ENGINEERING	14.1501	HUMAN NUTRITION & DIETETICS	19.0501
GEOLOGY	40.0601	HUMAN NUTRITION & DIETETICS	19.0503
GEOPHYSICAL ENGINEER/GEOPHYSICS	14.1601	HUMAN PERFORMANCE & SPORTS	31.0505
GEOPHYSICAL ENGINEERING	14.1601	HUMAN REHABILITATION	51.2399
GEOPHYSICS	40.0603	HUMAN REHABILITATIVE SERVICES	51.2399
GERIATRIC AIDE	51.2601	HUMAN SERVICES	44.0701
GERMAN	16.0501	HUMAN SERVICES TECHNICIAN	51.1502
GERMANIC STUDIES	16.0501	HUMANITIES	24.0103
GERONTOLOGY	19.0705	HYDRAULIC PNEUMATIC TECHNOLOGY	15.1103
GRADUATE INTERDISCIPLINARY DEGREE PROGRAM	30.9999		
GRAPHIC ARTS	48.0201		
GRAPHIC ARTS TECHNOLOGY	48.0201	INDIVIDUALLY STRUCTURED MAJOR	30.9999
GRAPHIC COMMUNICATIONS	48.0201	INDUSTRIAL & TECHNICAL STUDIES	15.0603
GRAPHIC DESIGN	50.0402	INDUSTRIAL ARTS	13.1319
GRAPHIC TECHNOLOGY	48.0201	INDUSTRIAL DESIGN	50.0404
GUIDANCE & COUNSELING	42.0601	INDUSTRIAL EDUCATION	13.1309
GUIDANCE & HUMAN SERVICES	13.1101	INDUSTRIAL EDUCATION	15.0603
GUNSMITHING	47.0402	INDUSTRIAL ENGINEERING	14.1701
		INDUSTRIAL ENGINEERING	52.1499
		INDUSTRIAL SCIENCE & TECHNOLOGY	15.0603
HAZARDOUS MATERIALS TECHNOLOGY	15.0507	INDUSTRIAL SCIENCES	13.1309
HEALTH	51.2207	INDUSTRIAL SCIENCES & TECHNOLOGY	15.0603
HEALTH ADMINISTRATION	51.0701	INDUSTRIAL TECHNOLOGY	15.0603
HEALTH CARE MANAGEMENT	51.0701	INDUSTRIAL TECHNOLOGY	15.0699
HEALTH EDUCATION	13.1307	INDUSTRIAL TECHNOLOGY	47.0303
HEALTH FITNESS TECHNOLOGY	31.0504	INFORMATION MEDIA TECHNOLOGY	10.0101
HEALTH, PHYSICAL EDUCATION & RECREATION	13.1314	INFORMATION PROCESSING - TEC CENTER	52.0407
HEAVY EQUIP. OPERATION-PREVENT. MAINTEN	47.0302	INFORMATION PROCESSING TECHNICIAN	52.0407
HEAVY EQUIPMENT - DIESEL MECHANICS	47.0605	INFORMATION SYSTEMS	11.0401
HEAVY EQUIPMENT MECHANIC	47.0302	INHALATION THERAPY TECHNOLOGY	51.0908
HEAVY EQUIPMENT OPERATOR	47.0302	INSTRUMENTATION TECHNOLOGY	15.0404
HEAVY VEHICLE MECHANICS	47.0302	INTEGRATED CIRCUIT FABRICATION TECH	47.0105
HISPANIC - SOUTHWESTERN STUDIES	05.0203	INTERDISCIPLINARY STUDIES	30.9999
HISpanic STUDIES	05.0203	INTERIOR DESIGN	04.0501
HISTORY	45.0801	INTERIOR DESIGN	50.0408
HISTORY & GOVERNMENT	45.9999	INTERNATIONAL AFFAIRS	45.0901
HOME ECONOMICS	19.0101	INTERNATIONAL BUSINESS	52.1101
HOME HEALTH AIDE / NURSE ASSISTANT	51.1615	INTERPRETER TRAINING	51.0205
HORSE TRAINING & MANAGEMENT	01.0505	INTERPRETER TRAINING	52.1001
HORTICULTURE	02.0403	ITALIAN	16.0902
HOSPITALITY AND RESTAURANT ADMINISTRATION	52.0901		
HOSPITALITY, MEETING AND TRAVEL ADMIN	52.0901	JAPANESE	16.0302
HUMAN DEVELOPMENT & FAMILY STUDIES	19.0701	JOURNALISM	09.0401

316

317



Alphabetical Listing by Program Name  
to  
CIP Code Crosswalk

Program Name	Cip code	Program Name	Cip code
JOURNALISM (PRINTED MEDIA)	09.0401	MARKETING	52.1401
JUDICIAL-LEGAL SECRETARY	52.0403	MARKETING MANAGEMENT	08.0708
JUNIOR HIGH / SECONDARY SCIENCE	13.1316	MARKETING MANAGEMENT	52.1401
		MASS COMMUNICATION	09.0403
KINESIOLOGY	31.0505	MATERIALS SCIENCE	14.1801
		MATHEMATICAL PHYSICS	40.0810
LABORATORY MEDICINE	51.1005	MATHEMATICS	27.0101
LAND USE	04.9999	MATHEMATICS & COMPUTER SCIENCE	27.0101
LANDSCAPE & TURF MANAGEMENT	01.0607	MATHEMATICS EDUCATION	13.1311
LANDSCAPE ARCHITECTURAL TECHNOLOGY	01.0605	MECHANICAL DESIGN TECHNOLOGY	15.0805
LANDSCAPE ARCHITECTURE	04.0601	MECHANICAL DRAFTING & DESIGN TECHNOLOGY	15.0805
LANDSCAPE HORTICULTURE	01.0605	MECHANICAL ENGINEERING	14.1901
LATIN AMERICAN STUDIES	05.0107	MECHANICAL ENGINEERING TECHNOLOGY	15.0805
LAW	22.0101	MECHANICAL ENGINEERING TECHNOLOGY	15.0899
LAW ENFORCEMENT	43.0107	MECHANICS & REPAIRER, OTHER	47.0699
LAW ENFORCEMENT TECHNOLOGY	43.0107	MEDICAL LABORATORY SCIENCES	51.1005
LEGAL ASSISTANT	22.0103	MEDICAL LABORATORY TECHNOLOGY	51.1004
LEGAL INFORMATION TECHNOLOGY	52.0403	MEDICAL OFFICE ASSISTANT	51.0705
LEGAL SECRETARIAL	52.0403	MEDICAL OFFICE ASSISTING	51.0705
LEISURE STUDIES	31.0101	MEDICAL PHYSICS	26.0611
LIBERAL ARTS	24.0101	MEDICAL RECORDS TECHNOLOGY	51.0707
LIBERAL ARTS - A.A.	24.0103	MEDICAL SCIENCE	51.9999
LIBERAL ARTS - A.G.S.	24.0102	MEDICAL SECRETARIAL	52.0404
LIBERAL ARTS - A.S.	24.0199	MEDICAL TECHNOLOGY	51.1005
LIBRARY MEDIA	25.0101	MEDICAL TECHNOLOGY & MICROBIOLOGY	51.1005
LINGUISTICS	16.0102	MEDICAL/DENTAL OFFICE MANAGEMENT	51.0705
LP-GAS TECHNOLOGY	47.0501	MEDICINE	51.1201
		MENTAL HEALTH - HUMAN SERVICES	51.1502
MACHINE & MANUFACTURING TRADES	48.0503	MENTAL HEALTH WORKER	51.1502
MACHINE DRAFTING TECHNOLOGY	48.0101	METALLURGICAL & MATERIALS ENGINEERING	14.2001
MACHINE SHOP	48.0503	METALLURGICAL ENGINEERING TECHNOLOGY	15.0611
MACHINE SHOP TECHNOLOGY-AVS.	48.0503	METALLURGY	40.0701
MACHINE TOOL OPERATOR	48.0503	METEOROLOGY	40.0401
MACHINING TECHNOLOGY	48.0503	MICRO COMPUTER MANAGER	52.1201
MAGNETIC RESONANCE	51.0910	MICRO-COMPUTER OPERATIONS	52.1201
MAJOR APPLIANCE REPAIR	47.0106	MICROBIOLOGY	26.0501
MANAGEMENT	52.0201	MICROBIOLOGY & IMMUNOLOGY	26.0501
MANAGEMENT	52.0299	MICROCOMPUTER SPECIALISTS	52.1201
MANAGEMENT AND ORGANIZATION	52.1003	MIDDLE SCHOOL EDUCATION	13.1203
MANAGEMENT SCIENCE	11.0401	MINERAL ECONOMICS	45.0602
		MINERAL RESOURCES ECOLOGY	26.0603
		MINERALS LAND MANAGEMENT	52.9999
		MINING ENGINEERING	14.2101
		MODERN LANGUAGES	16.0101

Alphabetical Listing by Program Name  
to  
CIP Code Crosswalk

Program Name	Cip code	Program Name	Cip code
MOLECULAR, CELLULAR & DEVELOPMENTAL BIOLOGY	26.0402	PARAMEDIC	51.0904
MUSIC	50.0901	PATHOLOGY	26.0704
MUSIC	50.0903	PERFORMING ARTS: THEATRE & DANCE	50.0501
MUSIC - MUSIC EDUCATION	13.1312	PERSONNEL - HUMAN RESOURCES MANAGEMENT	52.1001
MUSIC EDUCATION	13.1312	PETROLEUM ENGINEER	14.2501
MUSIC INSTRUMENT REPAIR TECHNOLOGY	47.0404	PETROLEUM ENGINEERING	14.2501
MUSIC PERFORMANCE	50.0903	PETROLEUM TECHNOLOGY	15.0903
MUSIC THERAPY	51.2305	PETROLEUM TECHNOLOGICAL SCIENCES	51.2001
MUSICAL ARTS	50.0901	PHARMACEUTICAL SCIENCES	26.0705
MUSICAL THEATRE	50.0599	PHARMACY	51.2001
		PHILOSOPHY	38.0101
NATURAL RESOURCES MANAGEMENT	03.0201	PHOTOGRAPHY	50.0406
NUCLEAR MEDICINE TECHNOLOGY	51.0905	PHYSICAL & MATHEMATICAL SCIENCES	30.9999
NURSE AIDE	51.1614	PHYSICAL EDUCATION	13.1314
NURSE AIDE / HOME HEALTH AIDE	51.1615	PHYSICAL SCIENCE	40.0101
NURSING	51.1601	PHYSICAL SCIENCES	40.0101
NURSING ASSISTANT	51.1614	PHYSICAL THERAPIST ASSISTANT	51.0806
		PHYSICAL THERAPY	51.2308
		PHYSICS	40.0801
OCCUPATIONAL SAFETY ADMINISTRATION TECH	15.0701	PHYSIOLOGY	26.0706
OCCUPATIONAL THERAPY	51.2306	PLANT PATHOLOGY	26.0305
OCCUPATIONAL THERAPY ASSISTANT	51.0803	PLANT PATHOLOGY & WEED SCIENCE	26.0305
OFFICE ADMINISTRATION	52.0204	PLUMBING	46.0501
OFFICE ADMINISTRATION	52.0401	POLITICAL SCIENCE	45.1001
OFFICE ADMINISTRATION (4D PR)	52.0401	PRACTICAL NURSING	51.1613
OFFICE CAREERS	52.0401	PRE-SCHOOL EDUCATION	13.1204
OFFICE CLERICAL	52.0408	PRINTING TECHNOLOGY	48.0201
OFFICE INFORMATION TECHNOLOGY	52.0401	PRODUCTION AGRICULTURE (EQUINE)	01.0302
OFFICE MANAGEMENT	52.0204	PRODUCTION AND OPERATIONS MANAGEMENT	52.0205
OFFICE MANAGEMENT - SPECIALIST	52.0402	PROFESSIONAL PILOT	49.0102
OFFICE OCCUPATIONS	52.0401	PROFESSIONAL SELLING	08.0706
OFFICE PROFESSIONS	52.0401	PSYCHIATRIC TECHNICIAN	51.1502
OFFICE SUPERVISION & MANAGEMENT	52.0204	PSYCHOLOGY	42.0101
OFFICE TECHNOLOGIES	52.0401	PUBLIC ADMINISTRATION	44.0401
OPTICIANARY TECHNOLOGY	51.1801	PUBLIC HEALTH	13.1307
OPTICS TECH. <D-LASER EL OP>	15.0304	PUBLIC HEALTH	51.2201
OPTICS TECHNOLOGY	15.0304	PUBLIC HEALTH	51.2207
OPTICS TECHNOLOGY	15.0404		
ORGANIZATION MANAGEMENT	52.1003	RADIATION THERAPY TECHNOLOGY	51.0908
		RADIOLOGIC HEALTH SCIENCES PROGRAM	51.0907
PARALEGAL	22.0103	RADIOLOGIC TECHNOLOGY	51.0907
PARALEGAL (LEGAL ASSISTANT) - SPECIALIST	22.0103	RADIOLOGY & RADIATION BIOLOGY	26.0611
		RANGE & FOREST MANAGEMENT	02.0409



Alphabetical Listing by Program Name  
to  
CIP Code Crosswalk

Program Name	Cip code	Program Name	Cip code
RANGE ECOLOGY.....	02.0409	SMALL BUSINESS ADMINISTRATION.....	52.0701
RANGE SCIENCE.....	02.0409	SMALL BUSINESS MANAGEMENT.....	52.0701
READING.....	13.1315	SMALL BUSINESS MANAGEMENT & OWNERSHIP.....	52.0701
REAL ESTATE.....	52.1501	SMALL ENGINE MECHANICS.....	47.0606
RECREATION.....	31.0101	SOCIAL SCIENCE.....	45.0101
RECREATION.....	31.0301	SOCIAL SCIENCES.....	45.0101
RECREATION & LEISURE SERVICES.....	36.0101	SOCIAL SERVICES TECHNICIAN.....	51.1502
RECREATION RESOURCES.....	31.0301	SOCIAL STUDIES.....	45.0101
RECREATION RESOURCES MANAGEMENT.....	31.9999	SOCIAL WELFARE.....	44.0701
RECREATIONAL LEADERSHIP.....	31.0301	SOCIAL WORK.....	44.0701
REFRIGERATION & AIR CONDITIONING TECH.....	52.0903	SOCIOLOGY.....	45.1101
REFRIGERATION & APPLIANCE SERVICE.....	15.0501	SOCIOLOGY & HUMAN SCIENCES.....	45.1101
REHABILITATION COUNSELING.....	47.0106	SOCI CONSERVATION TECHNOLOGY.....	03.0299
REHABILITATION SERVICES.....	51.2310	SOLAR ENERGY TECHNOLOGY.....	15.0505
RELIGIOUS STUDIES.....	51.2399	SOUTHWEST STUDIES.....	05.0203
RESORT MANAGEMENT.....	38.0201	SPANISH.....	16.0905
RESOURCE SYSTEMS ENGINEERING.....	08.0901	SPEC ED AND PARAPROFESSIONAL IN HUMAN SER.....	51.1502
RESPIRATORY CARE.....	14.9999	SPECIAL EDUCATION.....	13.1001
RESPIRATORY THERAPY TECHNOLOGY.....	51.0908	SPECIAL EDUCATION - MODERATE NEEDS I.....	13.1005
RESTAURANT MGMT, FOOD MGMT, PROD. & SVC.....	20.0401	SPECIAL EDUCATION E.M.H.....	13.1006
RETAIL MERCHANDISING.....	52.0902	SPECIAL EDUCATION-MENTAL RETARDATION.....	13.1006
RISK & SAFETY MANAGEMENT.....	08.0705	SPEECH - THEATRE.....	50.0501
RN REFRESHER PROGRAM - CERTIFIED.....	15.0701	SPEECH COMMUNICATION.....	23.1001
RUSSIAN & SLAVIC LANGUAGES & LIT.....	51.1699	SPEECH COMMUNICATIONS.....	23.1001
	16.0402	SPEECH CORRECTION.....	13.1012
		STATISTICS.....	27.0501
		STENOGRAPHER.....	52.0408
		STENOGRAPHIC.....	52.0408
		STUDENT AFFAIRS IN HIGHER EDUCATION.....	13.0406
		STUDENT CONSTRUCTED MAJOR.....	30.9999
		SUPERVISION/MGMT OF SKI AREA OPERATIONS.....	52.0903
		SUPERVISORY MANAGEMENT.....	52.0204
		SUPERVISORY MANAGEMENT.....	52.0401
		SURGICAL TECHNOLOGY.....	51.0909
		SURVEYING.....	15.1102
		SURVEYING & MAPPING.....	15.1102
		SURVEYING & SOIL TESTING.....	15.1102
		SWINE MANAGEMENT.....	02.0201
		SYSTEMS ENGINEERING.....	14.2701
		TEACHER EDUCATION-ELEMENTARY.....	13.1202
		TEACHER EDUCATION-SECONDARY.....	13.1205
		TECHNICAL & INDUSTRIAL ADMINISTRATION.....	52.0299

Alphabetical Listing by Program Name  
to  
CIP Code Crosswalk

Program Name	Cip code	Program Name	Cip code
TECHNICAL COMMUNICATION.....	09.0501	WELDING, COMBINATION & PIPE.....	48.0508
TECHNICAL COMMUNICATIONS.....	23.1101	WILDLIFE BIOLOGY.....	03.0601
TECHNICAL JOURNALISM.....	09.0401	WOOD SCIENCE & TECHNOLOGY.....	03.0509
TECHNICAL MANAGEMENT.....	52.1399	WORD PROCESSING.....	52.0407
TELECOMMUNICATIONS.....	14.1001		
TEXTILES AND CLOTHING.....	19.0901		
THEATRE.....	50.0501	YOUNG FARMER.....	01.9999
THEATRE ARTS.....	50.0501		
TRAFFIC AND TRANSPORTATION MANAGEMENT.....	49.9999		
TRANSPORTATION AND DISTRIBUTION MANAGEMENT.....	52.0903	ZOOLOGY.....	26.0701
TRAVEL RECREATION & HOSPITALITY MGMT.....	52.0903		
TRAVEL & TOURISM.....	08.1105		
TRAVEL & TOURISM OCCUPATIONS.....	08.1104		
TRAVEL INDUSTRY.....	08.1105		
TRUCK DRIVING.....	49.0205		
UPHOLSTERY.....	48.0303		
URBAN AFFAIRS.....	45.1201		
URBAN AND REGIONAL PLANNING.....	04.0301		
URBAN DESIGN.....	04.0701		
URBAN HORTICULTURE.....	01.0601		
URBAN STUDIES.....	45.1201		
VENTILATING & AIR CONDITIONING - AVS.....	15.0501		
VETERINARY MEDICINE.....	51.2401		
VETERINARY SCIENCE.....	51.2501		
VICTIM ASSISTANCE.....	51.1502		
VISION CARE ASSISTANT.....	51.1802		
VISUAL ARTS.....	50.0701		
VOCATIONAL EDUCATION.....	13.1399		
VOCATIONAL HOME ECONOMICS.....	13.1308		
VOCATIONAL HOME ECONOMICS EDUCATION.....	13.1308		
VOLUNTEER FIREFIGHTER TRAINING.....	43.0203		
WATER-WASTEWATER TECHNOLOGY.....	15.0506		
WATER/WASTE WATER TECHNOLOGY.....	15.0506		
WATERSHED SCIENCES.....	40.0703		
WELDING.....	48.0508		
WELDING & FABRICATION.....	48.0508		
WELDING AND FABRICATION.....	48.0508		
WELDING TECHNOLOGY.....	48.0508		