

ED 367 212

HE 027 169

TITLE Trends in Tuition and Other Basic Student Charges
1963-64 through 1993-94 with Typical Student Costs
1980-81 through 1993-94.

INSTITUTION State Univ. of New York, Albany. Central Staff Office
of Institutional Research.

REPORT NO SUNY-R-19-94

PUB DATE Jan 94

NOTE 95p.; For the previous report, see ED 354 829.

AVAILABLE FROM Office of Institutional Research, State University of
New York, State University Plaza, Albany, NY
12246.

PUB TYPE Statistical Data (110)

EDRS PRICE MF01/PC04 Plus Postage.

DESCRIPTORS *College Students; Community Colleges; Higher
Education; Private Colleges; State Colleges; *State
Universities; *Student Costs; Tables (Data); *Trend
Analysis; *Tuition

IDENTIFIERS *State University of New York

ABSTRACT

This publication contains data on State University of New York (SUNY) trends in tuition and other basic student charges for the past 30 years and typical student costs from 1980-81 through 1993-94. A summary section defines fixed charges (tuition, college fees, student activity fees, and other required fees) and discusses variable charges (room and board charges/allowances and other student costs such as books and supplies, transportation, and personal/other items). Part I contains three tables on trends over 30 years in tuition and other charges. These tables compare SUNY with independent institutions, highlight trends by program level, and summarize tuition changes at SUNY institutions, respectively. Part II contains six tables showing trends in student charges and costs from 1980-81 through 1993-94. These treat: (1) tuition and fees and median family income, (2) trends in tuition and fees at SUNY per academic year, (3) range of resident tuition charges at community colleges, (4) trends in distribution of allowances for variable student costs, (5) total undergraduate student costs 10 years apart, and (6) trends in total undergraduate costs and allowances within student budgets. Part III is a list of publications from the SUNY Central Staff Office of Institutional Research. (JB)

* Reproductions supplied by EDRS are the best that can be made *
* from the original document. *

ED 367 212

U.S. DEPARTMENT OF EDUCATION
Office of Educational Research and Improvement
EDUCATIONAL RESOURCES INFORMATION
CENTER (ERIC)

- This document has been reproduced as received from the person or organization originating it.
- Minor changes have been made to improve reproduction quality.
- Points of view or opinions stated in this document do not necessarily represent official OERI position or policy.

PERMISSION TO REPRODUCE THIS
MATERIAL HAS BEEN GRANTED BY
Office of Institutional
Research, SUNY

TO THE EDUCATIONAL RESOURCES
INFORMATION CENTER (ERIC)™

**TRENDS IN TUITION
AND OTHER BASIC STUDENT CHARGES
1963-64 THROUGH 1993-94**

**WITH TYPICAL STUDENT COSTS
1980-81 THROUGH 1993-94**

Report Number 19-94

**CENTRAL STAFF OFFICE OF INSTITUTIONAL RESEARCH
STATE UNIVERSITY OF NEW YORK
JANUARY 1994**

TABLE OF CONTENTS

| | |
|---|----|
| Introduction | v |
| Summary | vi |
| Map of State University Institutions | x |
| Chronology of Dates of Establishment of Institutions of The State University of New York | xi |

PART I -- SUMMARY OF TUITION AND OTHER CHARGES 1963-64 THROUGH 1993-94

| | | |
|---------------|---|---|
| Figure G94-04 | Trends in New York State Full-time Undergraduate Tuition at Four-Year Colleges, Independents Compared to SUNY/ State-Operated Colleges, 1975-76 through 1993-94 | 2 |
| Table 94/08 | Trends in Student Tuition by Program Level and Other Charges, State University of New York, State-Operated Institutions, Pre-September 1963 to 1993-94 | 3 |
| Table 94/11 | Summary of Tuition Charges Per Academic Year, 1963-64 Through 1993-94, State University of New York -- State-Operated Institutions | 8 |

PART II -- TRENDS IN STUDENT CHARGES AND COSTS: 1980-81 THROUGH 1993-94

| | | |
|---------------|--|----|
| Figure G94/03 | Tuition & Fees and Median Family Income, SUNY State-Operated, Community College, Cornell Statutory, NYS Private 4-Year Undergraduate Tuition & Fees Compared to NYS Median Family Income, 1983-84 to 1993-94, Indexed to 1983-84 | 10 |
| Table 94/05 | Trends in Tuition and Required Fees at the State University of New York, Per Academic Year for Full-time Students: 1980-81 through 1993-94 | 11 |
| Figure G94/01 | Range of Resident Tuition Charges/Academic Year, Community Colleges within the State University of New York, 1980-81 to 1993-94 | 30 |

TABLE OF CONTENTS

| | | |
|---------------|--|----|
| Table 94/06 | Trends in the Distribution of Allowances for Variable Student Costs: 1980/81 to 1993/94, For Three Cohorts of Students at the State University of New York | 31 |
| Figure G94/02 | Total Undergraduate Student Costs, Comparison of 1983-84 and 1993-94 Costs, SUNY -- State-operated Campuses | 50 |
| Table 94/07 | Trends in Total Undergraduate Costs and Allowances Within Student Budgets -- 1980/81 to 1993/94, State University of New York | 51 |

PART III -- PUBLICATIONS LIST

| | |
|-----------------------------|----|
| Publications List | 71 |
|-----------------------------|----|

INTRODUCTION

This report presents the results of the survey **Basic Student Charges** for institutions of the State University of New York. These data are collected annually in the fall of each year by the Central Staff Office of Institutional Research.

The total student costs consist of fixed costs (tuition and fees) and variable costs (room, board, books, personal items, transportation and miscellaneous.) These data are collected with the cooperation of the campus Financial Aid Offices and represent the dollar figures that are used in putting together the financial aid packages for students. There may be substantial differences between the figures listed for the variable costs and the actual expenditures of an individual student since the amount spent will be dependent upon the program the student is enrolled in, individual tastes, and funds available.

Table 94/08 in Part I enumerates the fixed costs since the inception of standard tuition charges across the State-Operated institutions, as well as some of the more basic variable costs for students living in dormitories. The tables in Part II list trends in all basic student charges for students at all institutions that comprise the State University of New York since 1980.

We would like to thank those individuals on the campuses who are responsible for providing this office with timely and accurate data. The collection of this information required their extensive cooperation and continued support. Our gratitude is also extended to our secretarial staff of Vikki Mazzone and Claudia Fleming who were responsible for assembling the final manuscript and the proper distribution of the publication.

Tommy Annas
Assistant Vice Chancellor

Sally Jack
Associate for Institutional Research

SUMMARY

FIXED CHARGES

Fixed charges in this report are those required of all full time students, regardless of their program. Differing charges would be applicable to part time students. Certain assessed charges, e.g. lab fees required within certain programs, are not enumerated since they are not applicable to all students. Table 94/05 lists these charges by institution and institution type for the last fourteen academic years.

Tuition

All tuition charges at the state operated campuses remained the same as they were for the 1992-93 academic year.

Tuition and the required college fee are set by the State University Board of Trustees for all institutions except the Statutory Colleges and Community Colleges. The history of these charges at the state operated institutions are enumerated in Table 94/08. This table also lists the credit hour charges used to determine tuition for part time students at these institutions. The rate of tuition at Ceramics and the Statutory Colleges at Cornell are set by their respective Trustees after consultation with the State University Board of Trustees. The tuition rates at the Community Colleges are established by each of their respective governing bodies but cannot exceed a ceiling of \$2,100 for 1993-94; the rate for out-of-state students at the Community Colleges can be up to three times the in-state rate at these institutions.

Figure 1 displays the pattern of tuition charges at the state operated colleges - flat lines interspersed with steep pitched lines. Figures G94/01 and G94/04 further illustrate the pattern of undergraduate tuition for the past several years within the system.

Tuition increases at the Statutory Colleges for 1993-94 amounted to 5.3% (\$370) at Cornell and 6.0% (\$335) at Ceramics for resident undergraduate students. Similar increases occurred for other categories of students.

There were tuition increases at 28 of the 30 Community Colleges this year; the increments ranged from \$40 to \$270 with the modal increment being \$100. As a group, tuition at the Community Colleges increased 6.8% to an average of \$1,901 for resident students for this academic year.

College Fee

A standard \$25 college fee is charged to all full time students in the State operated institutions excluding the Statutory colleges.

SUMMARY

(continued)

Student Activity Fee

Each SUNY institution has a mandated student activity fee for undergraduate students. This fee varies by institution but is generally used to cover a spectrum of activities which may include recreational and social activities, musical groups, athletic activities, student publications, theatrical productions, class activities, etc. This year's fee ranges from a low of \$12 per academic year to a high of \$400 with an average of \$107.

Other Required Fees

This category of expense covers any other fees that are required of so large a proportion of students at an institution that the student who does not pay the fee is an exception to the rule. The trend for an increase in this type of fee that started in the 1991-92 year continued into this year.

VARIABLE CHARGES

This category of costs includes the other expenses incurred by students -- living expenses, books, supplies and personal items. In this publication, items in the variable cost category are tabulated separately for three cohorts of students: those living in campus residence halls, those living in non-institutional housing in the community, and commuter students living at home.

Room and Board Charges/Allowances

Table I. Combined Room and Board Charge for Dormitory Residents

| Academic Year | State-Ops. | | Statutories | | Forestry | |
|------------------|------------|--------|-------------|--------|----------|--------|
| | Amt | Incr.% | Amt | Incr.% | Amt | Incr.% |
| 1980-81 | 1,889 | -- | 2,410 | -- | 2,560 | -- |
| 1981-82 | 2,127 | 12.6% | 2,710 | 12.4% | 2,720 | 6.3% |
| 1982-83 | 2,344 | 10.2% | 3,000 | 10.7% | 3,050 | 12.1% |
| 1983-84 | 2,570 | 9.6% | 3,202 | 6.7% | 3,300 | 8.2% |
| 1984-85 | 2,786 | 8.4% | 3,393 | 6.0% | 3,520 | 6.7% |
| 1985-86 | 2,847 | 2.2% | 3,577 | 5.4% | 3,810 | 8.2% |
| 1986-87 | 3,022 | 6.1% | 3,811 | 6.5% | 4,070 | 6.8% |
| 1987-88 | 3,202 | 6.0% | 4,008 | 5.2% | 4,280 | 5.2% |
| 1988-89 | 3,356 | 4.8% | 4,297 | 7.2% | 4,530 | 5.8% |
| 1989-90 | 3,538 | 5.4% | 4,613 | 7.4% | 4,860 | 7.3% |
| 1990-91 | 3,757 | 6.2% | 4,786 | 3.8% | 5,250 | 8.0% |
| 1991-92 | 4,034 | 7.4% | 5,163 | 7.9% | 5,565 | 6.0% |
| 1992-93 | 4,245 | 5.2% | 5,448 | 5.5% | 5,920 | 6.4% |
| 1993-94 | 4,580 | 7.9% | 5,772 | 5.9% | 6,320 | 6.8% |

For residence hall students, the reported room charges represent an average charge for a double room. Of the 29 State operated institutions, only two are non-residential colleges: Empire State College and the College of Optometry. Students attending one of the five statutory colleges receive room and board through the private college counterpart. Syracuse University provides room and board facilities for students at the College of Environmental Science and Forestry. The room charge at

SUMMARY

(continued)

the remaining 26 State-operated institutions is determined individually at each campus with approval by the Board of Trustees.

With the exception of the Brooklyn Health Science Center and Syracuse Health Science Center, meal plans are also available at the residential colleges. Meals are typically provided by a campus affiliated faculty student association with a variety of plans being offered. The tabulated costs in this publication are for the modal board charge on each campus. A comparison of the combined room (standard double) and modal board charge for the last ten year period are shown in Table I.

Fashion Institute of Technology and Mohawk Valley Community College are the only community colleges that have dormitory facilities for students.

As noted earlier, the room and board allowances reported by the campuses for students living in the community in non-institutional housing and for those students living at home represent average amounts used in constructing a student budget. The charges listed in this publication for room and board for students living on campus will closely approximate actual costs. However, there is considerable variation in ways of determining the allowances specified for those living in off-campus facilities or at home. Likewise, there may be wide differentiation between these allowances made and the actual costs incurred.

Other Student Costs

This represents the remaining costs to students and is broken down into the following categories:

Table II. Combined Average Room and Board Allowance for Non-Dormitory Residents

| Year | Non-Institutional Housing | | Commuter Students | |
|------------------------------------|---------------------------|--------|-------------------|--------|
| | Amount | % Chg. | Amount | % Chg. |
| State-Operated Institutions | | | | |
| 1983-84 | 2,848 | 8.2% | 1,245 | 6.7% |
| 1984-85 | 3,043 | 6.8% | 1,252 | 0.6% |
| 1985-86 | 3,048 | 0.2% | 1,273 | 1.7% |
| 1986-87 | 3,190 | 4.7% | 1,277 | 0.3% |
| 1987-88 | 3,417 | 7.1% | 1,450 | 13.5% |
| 1988-89 | 3,663 | 7.2% | 1,749 | 20.6% |
| 1989-90 | 3,983 | 8.7% | 1,910 | 9.2% |
| 1990-91 | 4,129 | 3.7% | 1,804 | -5.5% |
| 1991-92 | 4,404 | 6.7% | 1,736 | -3.8% |
| 1992-93 | 4,714 | 7.0% | 1,819 | 4.8% |
| 1993-94 | 4,978 | 5.6% | 1,885 | 3.6% |
| Statutory Colleges | | | | |
| 1983-84 | 3,132 | 6.9% | 1,313 | 12.9% |
| 1984-85 | 3,393 | 8.3% | 1,503 | 14.5% |
| 1985-86 | 3,577 | 5.4% | 1,438 | -4.3% |
| 1986-87 | 3,711 | 3.7% | 1,438 | 0.0% |
| 1987-88 | 3,889 | 4.8% | 1,494 | 3.9% |
| 1988-89 | 4,198 | 7.9% | 1,500 | 0.4% |
| 1989-90 | 4,483 | 6.8% | 1,500 | 0.0% |
| 1990-91 | 4,763 | 6.2% | 1,410 | -6.0% |
| 1991-92 | 5,085 | 6.8% | 1,463 | 3.8% |
| 1992-93 | 5,402 | 6.2% | 1,540 | 5.3% |
| 1993-94 | 5,772 | 6.8% | 1,540 | 0.0% |
| Community Colleges | | | | |
| 1983-84 | 2,443 | 5.8% | 1,094 | 4.2% |
| 1984-85 | 2,523 | 3.3% | 1,122 | 2.6% |
| 1985-86 | 2,709 | 7.4% | 1,180 | 5.2% |
| 1986-87 | 2,832 | 4.5% | 1,175 | -0.4% |
| 1987-88 | 3,079 | 8.7% | 1,295 | 10.2% |
| 1988-89 | 3,475 | 12.9% | 1,562 | 20.6% |
| 1989-90 | 3,563 | 2.5% | 1,671 | 7.0% |
| 1990-91 | 3,850 | 8.1% | 1,772 | 6.0% |
| 1991-92 | 3,993 | 3.7% | 1,782 | 0.6% |
| 1992-93 | 4,064 | 1.8% | 1,813 | 1.7% |
| 1993-94 | 4,115 | 1.3% | 1,845 | 1.8% |

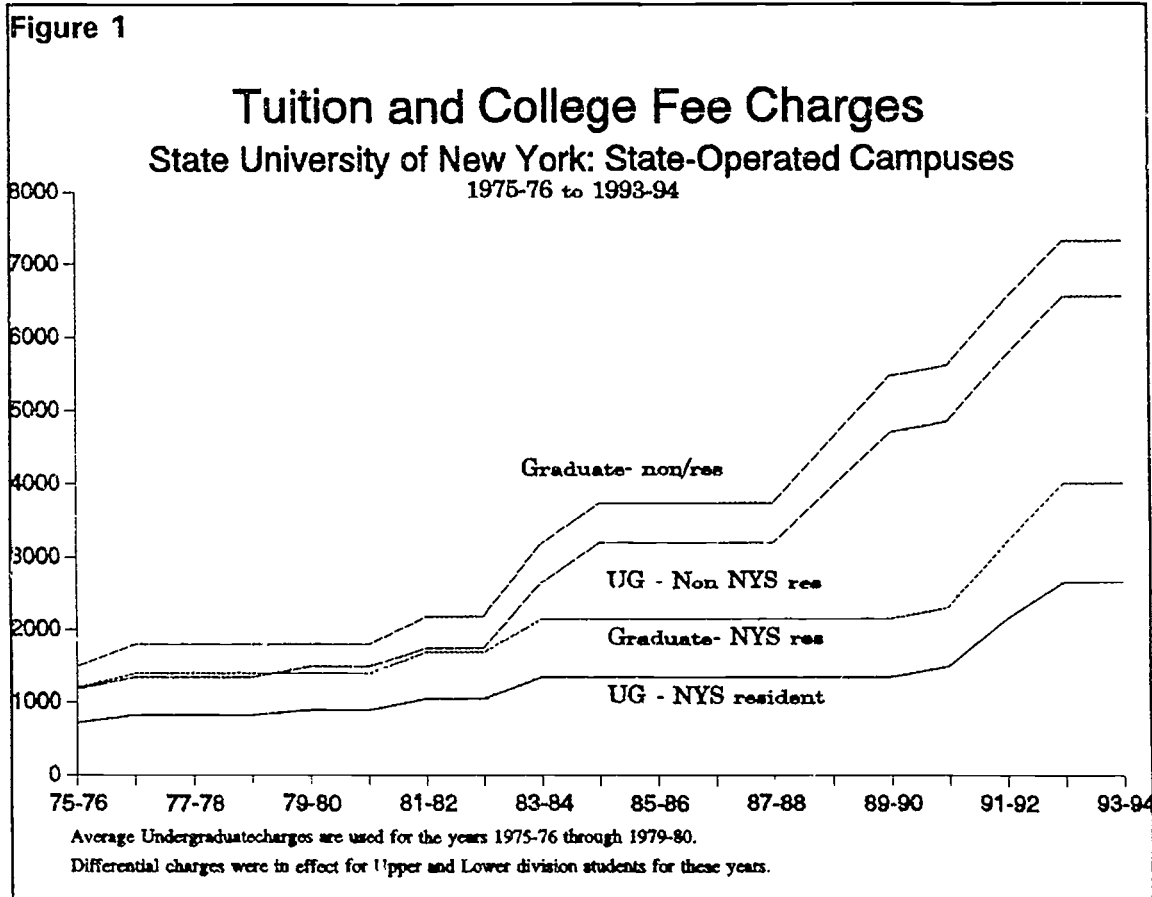
SUMMARY

(continued)

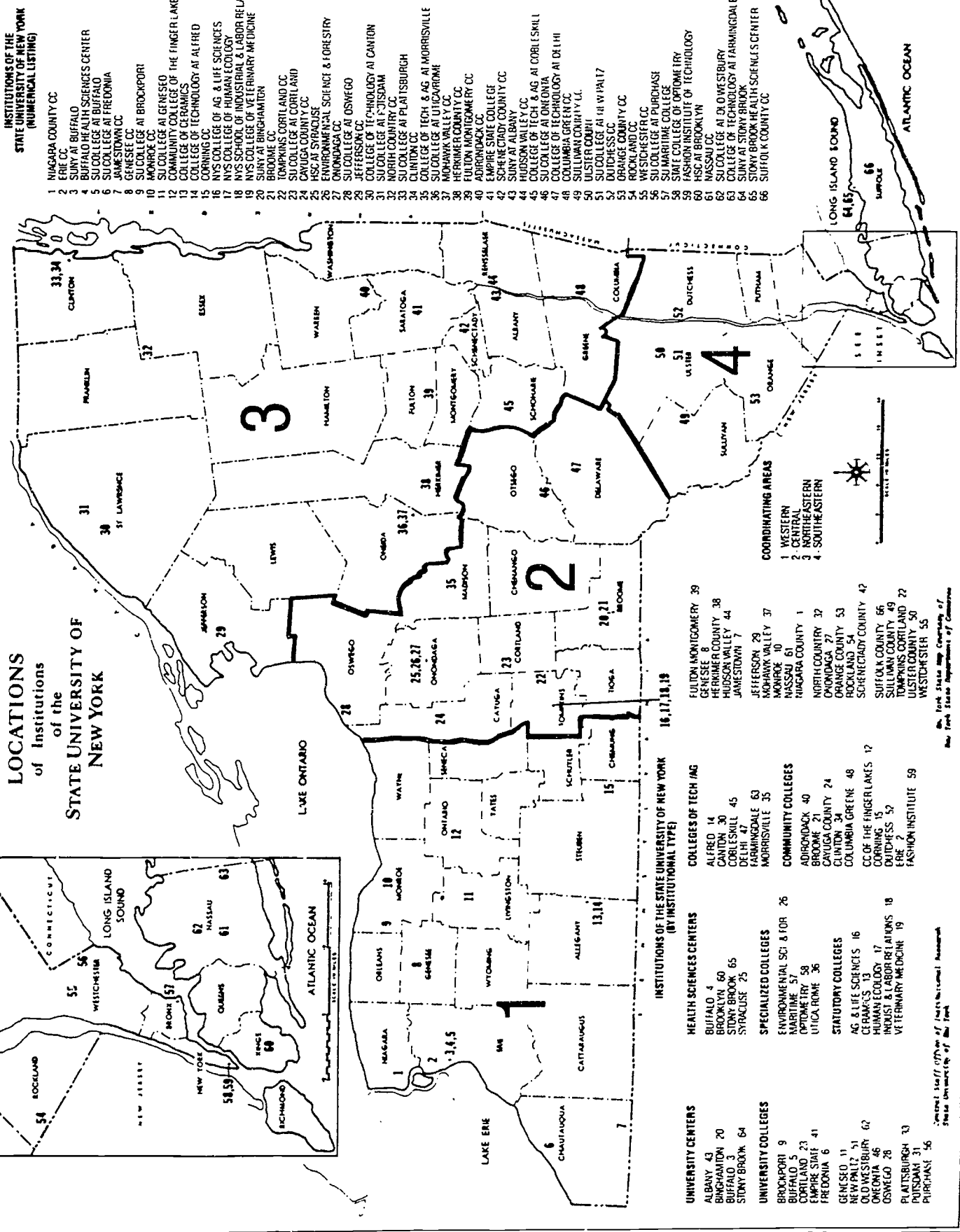
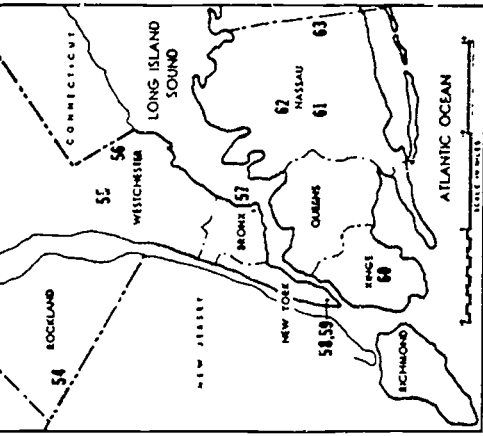
- Books and supplies
- Transportation
- Personal/other items

These items will vary the most in dollar size amongst students. Again, the amounts reported are those used to construct a student budget. The methodology used by each financial aid office to determine a student budget may vary from one year to the next. Therefore, for making comparisons, either year by year for a given institution, or in comparing two different institutions, one should look at costs in their totality as well as individual allowances.

Separate listings for each category are found in table 94/06; totals of other student costs are in table 94/07.



LOCATIONS of Institutions of the STATE UNIVERSITY OF NEW YORK



- ### INSTITUTIONS OF THE STATE UNIVERSITY OF NEW YORK (NUMERICAL LISTING)
- 1 NIAGARA COUNTY CC
 - 2 ERIE CC
 - 3 SUNY AT BUFFALO
 - 4 BUFFALO HEALTH SCIENCES CENTER
 - 5 SU COLLEGE AT BUFFALO
 - 6 SU COLLEGE AT FREDONIA
 - 7 JAMESTOWN CC
 - 8 GENESSEE CC
 - 9 SU COLLEGE AT BROOKPORT
 - 10 MONROE CC
 - 11 SU COLLEGE AT GENESCO
 - 12 COMMUNITY COLLEGE OF THE FINGER LAKES
 - 13 COLLEGE OF CERAMICS
 - 14 COLLEGE OF TECHNOLOGY AT ALFRED
 - 15 CORNING CC
 - 16 NYS COLLEGE OF AG & LIFE SCIENCES
 - 17 NYS COLLEGE OF HUMAN ECOLOGY
 - 18 NYS SCHOOL OF INDUSTRIAL & LABOR RELATIONS
 - 19 NYS COLLEGE OF VETERINARY MEDICINE
 - 20 SUNY AT BINGHAMTON
 - 21 BROOME CC
 - 22 TOMPKINS CORTLAND CC
 - 23 SU COLLEGE AT CORTLAND
 - 24 CAYUGA COUNTY CC
 - 25 HSC AT SYRACUSE
 - 26 ENVIRONMENTAL SCIENCE & FORESTRY
 - 27 ONONDAGA CC
 - 28 SU COLLEGE AT OSWEGO
 - 29 JEFFERSON CC
 - 30 COLLEGE OF TECHNOLOGY AT CANTON
 - 31 SU COLLEGE AT PUTSBRUGH
 - 32 NORTH COUNTRY CC
 - 33 SU COLLEGE AT PLATTSBURGH
 - 34 CLINTON CC
 - 35 COLLEGE OF TECH & AG AT MORRISVILLE
 - 36 SU COLLEGE AT UTIACA
 - 37 MOHAWK VALLEY CC
 - 38 HERKIMER COUNTY CC
 - 39 FULTON MONTGOMERY CC
 - 40 ADIRONDACK CC
 - 41 EMPIRE STATE COLLEGE
 - 42 SCHEMENADY COUNTY CC
 - 43 SUNY AT ALBANY
 - 44 HUDSON VALLEY CC
 - 45 COLLEGE OF TECH & AG AT CORLESKILL
 - 46 SU COLLEGE AT ONEONTA
 - 47 COLLEGE OF TECHNOLOGY AT DELHI
 - 48 COLUMBIA GREEN CC
 - 49 SULLIVAN COUNTY CC
 - 50 ULSTER COUNTY
 - 51 SU COLLEGE AT HILL VALLEY
 - 52 DUTCHESS CC
 - 53 ORANGE COUNTY CC
 - 54 ROCKLAND CC
 - 55 WESTCHESTER CC
 - 56 SU COLLEGE AT PURCHASE
 - 57 MARITIME COLLEGE
 - 58 STATE COLLEGE OF OPTOMETRY
 - 59 FASHION INSTITUTE OF TECHNOLOGY
 - 60 HCSSAU CC
 - 61 SU COLLEGE AT DELWESTBURY
 - 62 COLLEGE OF TECHNOLOGY AT FARMINGDALE
 - 63 SUNY AT FORT BROOK
 - 64 STONY BROOK HEALTH SCIENCES CENTER
 - 65 SU COLLEGE AT FREDONIA
 - 66 SU COLLEGE AT FREDONIA

- ### INSTITUTIONS OF THE STATE UNIVERSITY OF NEW YORK (BY INSTITUTIONAL TYPE)
- | UNIVERSITY CENTERS | HEALTH SCIENCES CENTERS | COLLEGES OF TECH / AG |
|---------------------|-----------------------------|------------------------|
| ALBANY 43 | BUFFALO 4 | ALFRED 14 |
| BROOKPORT 9 | BROOKPORT 60 | CANTON 30 |
| BUFFALO 5 | BROOKPORT 65 | CORLESKILL 45 |
| BUFFALO 20 | STONY BROOK 64 | DELHI 47 |
| BUFFALO 3 | SYRACUSE 25 | FARMINGDALE 63 |
| BUFFALO 64 | | MORRISVILLE 35 |
| | | |
| UNIVERSITY COLLEGES | SPECIALIZED COLLEGES | COMMUNITY COLLEGES |
| BROOKPORT 9 | ENVIRONMENTAL SCI & FOR 26 | ADIRONDACK 40 |
| BUFFALO 5 | MARITIME 57 | BROOME 21 |
| CORTLAND 23 | OPTOMETRY 58 | CAYUGA COUNTY 24 |
| EMPIRE STATE 41 | UTICA ROME 36 | CLINTON 34 |
| FREDONIA 6 | | COLUMBIA GREEN 48 |
| | | |
| STATUTORY COLLEGES | AG & LIFE SCIENCES | CC OF THE FINGER LAKES |
| GENESCO 11 | AG & LIFE SCIENCES 16 | CORNING 15 |
| NEW PALTZ 51 | CEFRANK'S 13 | DELHI 47 |
| OLD WESTBURY 62 | HUMAN ECOLOGY 17 | ERIE 2 |
| ONEONTA 46 | INDUST & LABOR RELATIONS 18 | FASHION INSTITUTE 59 |
| OSWEGO 26 | VETERINARY MEDICINE 19 | |
| PLATTSBURGH 33 | | |
| PUTSBRUGH 31 | | |
| PURCHASE 56 | | |

- ### COORDINATING AREAS
- 1 WESTERN
 - 2 CENTRAL
 - 3 NORTHWESTERN
 - 4 SOUTHEASTERN



General Staff Office of Institutional Research
State University of New York

BEST COPY AVAILABLE

Chronology of Dates of Establishment of Institutions of the State University of New York

1811 to 1900

1901 to 1979

| | | 11-12 | 21-30 | 31-40 | 41-50 | 51-60 | 61-70 | 71-80 | 81-90 | 91-100 | 01-10 | 11-20 | 21-30 | 31-40 | 41-50 | 51-60 | 61-70 | 71-79 |
|----------------|---|-------|-------|-------|-------------------|-------|--|-------------------|-------------------|-------------------|-------------------|-------|-------|-------|--|--------------------|--------------------|--|
| 29 | State University Number of Institutions | | | | | | | | | | 34 | 43 | 64 | 66 | | | | |
| X | University Centers | | | | | | | | | | | | | | | | | |
| | Albany | | | | 1844 ^d | | | | | | | | | | 1946 ^c 1950 | | | |
| | Binghamton | | | | | | | | | | | | | | | | | |
| | Buffalo | | | | 1846 | | | | | | | | | | | | 1962 ^{bc} | |
| | Stony Brook | | | | | | | | | | | | | | | 1957 ^{bc} | | |
| | University Colleges | | | | | | | | | | | | | | | | | |
| X | Brockport | | | | 1841 | | 1867 ^b | | | | | | | | | | | |
| X | Buffalo | | | | | | 1867 ^b | | | | | | | | | | | |
| X | Cortland | | | | | | 1868 ^b | | | | | | | | | | | |
| | Empire State | | | | | | | | | | | | | | | | | 1971 ^{bc} |
| X | Fredonia | | 1826 | | | | 1866 ^b | | | | | | | | | | | |
| X | Genesee | | | | | | | 1871 ^b | | | | | | | | | | |
| X | New Paltz | | 1828 | | | | | | 1885 ^b | | | | | | | | | |
| | Old Westbury | | | | | | | | 1887 ^b | | | | | | | | | 1965 ^{bc} |
| X | Oneonta | | | | | | | | | | | | | | | | | |
| X | Oswego | | | | | | 1861 ^b 1867 ^b | | | | | | | | | | | |
| X | Pittsburgh | | | | | | | | 1889 ^b | | | | | | | | | |
| X | Potdam | 1816 | | | | | 1867 ^b | | | | | | | | | | | |
| | Purchase | | | | | | | | | | | | | | | | | 1965 ^{bc} |
| | Health Science Centers | | | | | | | | | | | | | | | | | |
| | Buffalo | | | | 1846 | | | | | | | | | | | | | 1962 ^{bc} |
| | Brooklyn | | | | | 1858 | | | | | | | | | 1950 ^{bc} | | | |
| | Stony Brook | | | | | | | | | | | | | | | | | 1970 ^{bc} |
| | Syracuse | | 1834 | | | | | 1872 | | | | | | | 1950 ^{bc} | | | |
| | Specialized Colleges | | | | | | | | | | | | | | | | | |
| X | Environmental Science and Forestry | | | | | | | | | | | | | | | | | |
| X | Maritime | | | | | | | 1874 | | | | | | | 1911 ^b 1913 ^b | | | |
| | Optometry | | | | | | | | | | | | | | | | | |
| | Utica/Rome | | | | | | | | | | | | | | | | | 1966 ^{bc} 1971 ^{bc} |
| | Statutory Colleges | | | | | | | | | | | | | | | | | |
| X | Agriculture and Life Sci | | | | | | | | | 1900 ^b | 1904 ^b | | | | | | | |
| X | Ceramics | | | | | | | | | | | | | | | | | |
| X | Human Ecology | | | | | | | | | | | | | | 1925 ^b | | | |
| X | Industrial & Labor Rel | | | | | | | | | | | | | | | 1944 ^b | | |
| X | Veterinary Medicine | | | | | | | | | 1894 ^b | | | | | | | | |
| | Colleges of Technology/Agriculture | | | | | | | | | | | | | | | | | |
| X | Alfred | | | | | | | | | | 1908 ^b | | | | | | | |
| X | Canton | | | | | | | | | | 1906 ^b | | | | | | | |
| X | Cobleskill | | | | | | | | | | 1911 ^b | | | | | | | |
| X | Delhi | | | | | | | | | | 1913 ^b | | | | | | | |
| X | Farmingdale | | | | | | | | | | 1912 ^b | | | | | | | |
| X | Moravia | | | | | | | | | | 1908 ^b | | | | | | | |
| | Community Colleges | | | | | | | | | | | | | | | | | |
| X | Adirondack | | | | | | | | | | | | | | | | | |
| | Broome | | | | | | | | | | | | | | 1946 ^b | | 1960 ^{bc} | |
| | Cayuga County | | | | | | | | | | | | | | | | | |
| | Clinton | | | | | | | | | | | | | | | | | |
| | Columbia-Greene | | | | | | | | | | | | | | | | | |
| | Community College of the Finger Lakes | | | | | | | | | | | | | | | | | |
| | Corning | | | | | | | | | | | | | | | | | |
| | Dutchess | | | | | | | | | | | | | | | | | |
| X | Empire State College | | | | | | | | | | | | | | | | | |
| | Fashion Institute | | | | | | | | | | | | | | 1944 | | | |
| | Fulton-Montgomery | | | | | | | | | | | | | | | | | |
| | Genesee | | | | | | | | | | | | | | | | | |
| | Herkimer County | | | | | | | | | | | | | | | | | |
| | Hudson Valley | | | | | | | | | | | | | | | | | |
| | Jamestown | | | | | | | | | | | | | | | | | |
| | Jefferson | | | | | | | | | | | | | | | | | |
| X | Mohawk Valley | | | | | | | | | | | | | | | | | |
| | Monroe | | | | | | | | | | | | | | | | | |
| X ^d | Nassau | | | | | | | | | | | | | | | | | |
| | New York City | | | | | | | | | | | | | | | | | |
| | Niagara County | | | | | | | | | | | | | | | | | |
| | North Country | | | | | | | | | | | | | | | | | |
| | Onondaga | | | | | | | | | | | | | | | | | |
| | Orange County | | | | | | | | | | | | | | | | | |
| | Rockland | | | | | | | | | | | | | | | | | |
| | Schenectady County | | | | | | | | | | | | | | | | | |
| | Suffolk County | | | | | | | | | | | | | | | | | |
| | Sullivan County | | | | | | | | | | | | | | | | | |
| | Tompkins-Cortland | | | | | | | | | | | | | | | | | |
| | Ulster County | | | | | | | | | | | | | | | | | |
| X | Westchester | | | | | | | | | | | | | | | | | 1946 |



FOOTNOTES

^aOriginal constituent institutions of the State University of New York at its establishment in 1948.

^bDate of establishment as a state college or institution.

^cDate of incorporation into State University of New York.

^dAs of July 1, 1975, New York City Community College and the other community colleges (not shown here) sponsored by the New York City Board of Higher Education were no longer a part of the State University of New York.

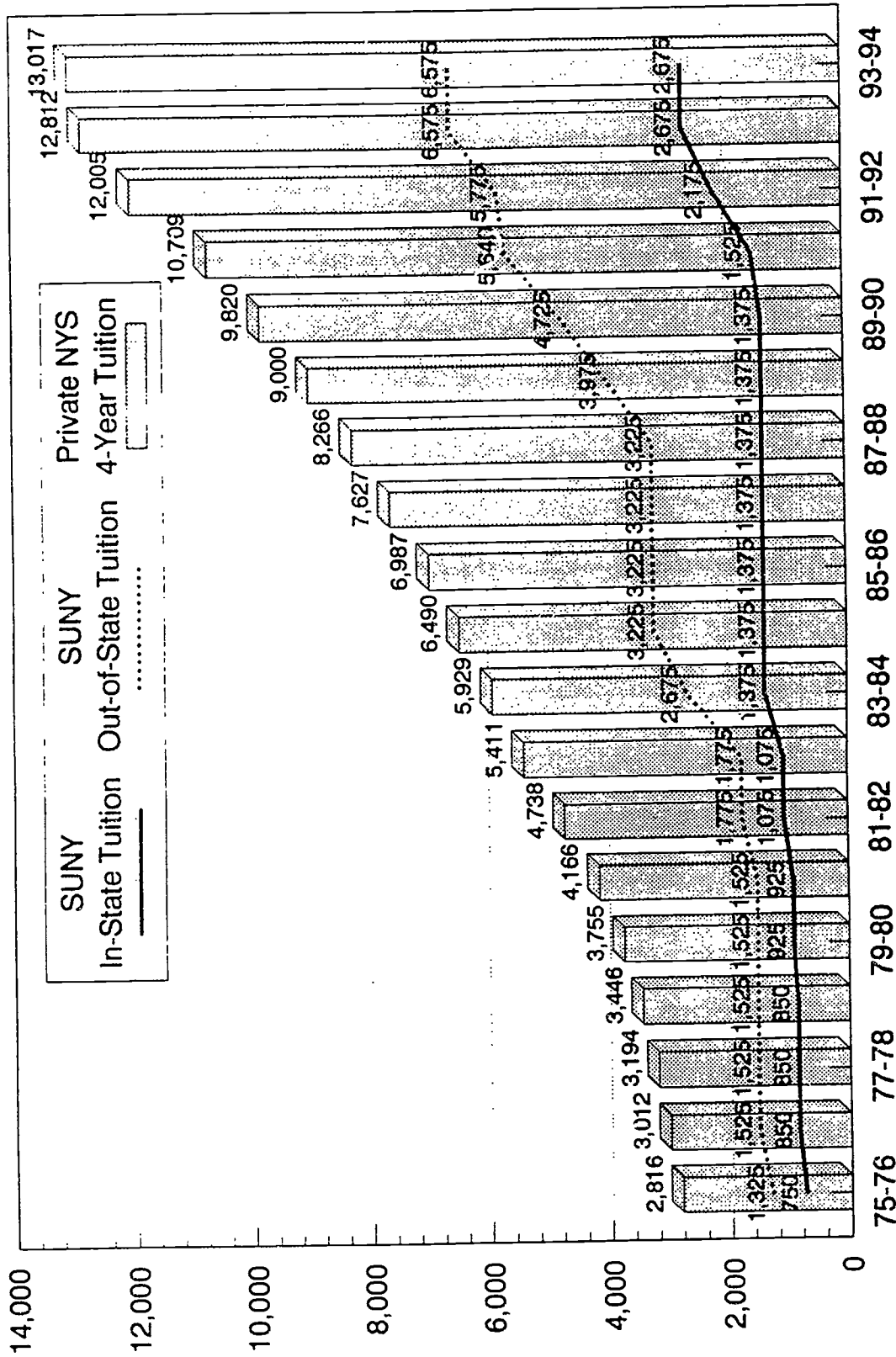
NOTE: Dates preceding date indicated for establishment as a state college or institution refer to institutional antecedents of the present college or university. These may have been private institutions or controlled by a governmental entity other than the state. Intermediate institutional developments such as other college affiliation or date of first baccalaureate program offering have been omitted for the sake of brevity.

*The Health Sciences Centers at Buffalo and Stony Brook are shown separately here from their respective core campuses.

**PART I -- SUMMARY OF TUITION AND OTHER CHARGES:
1963-64 THROUGH 1993-94**

Trends in New York State Full-Time Undergraduate Tuition at Four-Year Colleges

Independents Compared to SUNY/State-Operated Colleges
1975-76 Through 1993-94



G94-04
SEJ
January 10, 1994

Data for private NYS colleges based on average tuition at 50 colleges as reported to N.Y.S.E.D. and in various "College Cost Book" editions published by the College Board.

Office of Institutional Research
Central Administration
State University of New York

TRENDS IN STUDENT TUITION by PROGRAM LEVEL and OTHER CHARGES
STATE UNIVERSITY OF NEW YORK
STATE - OPERATED INSTITUTIONS, PRE - SEPTEMBER 1963 TO 1993 - 94

| TYPE OF CHARGE | Pre-Sept 1963 | 1963-64 to 1970-71 | | 1971-72 | | 1972-73 to 1975-76 | | 1976-77 | | 1977-78 | |
|-----------------------------------|--|--------------------------|------------------------|--------------------------|------------------------|--------------------------|------------------------|--------------------------|------------------------|--------------------------|------------------------|
| | | New York State Residents | Out-of-State Residents | New York State Residents | Out-of-State Residents | New York State Residents | Out-of-State Residents | New York State Residents | Out-of-State Residents | New York State Residents | Out-of-State Residents |
| Undergraduate tuition | | | | | | | | | | | |
| Full - time (per year) | | 400.00 | 600.00 | 550.00 | 900.00 | 650.00 | 1,075.00 | 750.60 | 1,200.00 | 750.00 | 1,200.00 |
| Lower Division | | 400.00 | 600.00 | 550.00 | 900.00 | 800.00 | 1,300.00 | 900.00 | 1,500.00 | 900.00 | 1,500.00 |
| Part - time (per semester hour) | No uniform policy - free tuition and variable fee charges depending on program | 13.50 | 20.00 | 18.50 | 30.00 | 21.50 | 35.75 | 25.00 | 40.00 | 25.00 | 40.00 |
| Lower Division | | 13.50 | 20.00 | 18.50 | 30.50 | 26.75 | 43.50 | 30.00 | 50.00 | 30.00 | 50.00 |
| Upper Division | | 600.00 | 600.00 | 800.00 | 1,000.00 | 1,200.00 | 1,500.00 | 1,400.00 | 1,800.00 | 1,400.00 | 1,800.00 |
| Graduate tuition | | 20.00 | 20.00 | 27.00 | 33.50 | 40.00 | 50.00 | 58.50 | 75.00 | 58.50 | 75.00 |
| Full - time (per year) | | 20.00 | 20.00 | 27.00 | 33.50 | 40.00 | 50.00 | 58.50 | 75.00 | 58.50 | 75.00 |
| Part - time (per semester hour) | | 20.00 | 20.00 | 27.00 | 33.50 | 40.00 | 50.00 | 58.50 | 75.00 | 58.50 | 75.00 |
| First Professional tuition | | | | | | | | | | | |
| Law | | 800.00 | 1,000.00 | 1,200.00 | 1,500.00 | 1,600.00 | 2,000.00 | 2,000.00 | 3,000.00 | 2,000.00 | 3,000.00 |
| Full - time (per year) | | 27.00 | 33.50 | 40.50 | 50.25 | 53.50 | 66.75 | 83.50 | 125.00 | 83.50 | 125.00 |
| Part - time (per semester hour) | | 800.00 | 1,000.00 | 1,200.00 | 1,500.00 | 1,600.00 | 2,000.00 | 2,000.00 | 3,000.00 | 2,000.00 | 3,000.00 |
| Pharmacy | | 27.00 | 33.50 | 40.50 | 50.25 | 53.50 | 66.75 | 83.50 | 125.00 | 83.50 | 125.00 |
| Full - time (per year) | | 800.00 | 1,000.00 | 1,200.00 | 1,500.00 | 1,600.00 | 2,000.00 | 2,200.00 | 3,200.00 | 3,000.00 | 4,400.00 |
| Part - time (per semester hour) | | 27.00 | 33.50 | 40.50 | 50.25 | 53.50 | 66.75 | 91.75 | 133.50 | 125.00 | 183.00 |
| Medicine, Dentistry and Optometry | | 800.00 | 1,000.00 | 1,200.00 | 1,500.00 | 1,600.00 | 2,000.00 | 2,200.00 | 3,200.00 | 3,000.00 | 4,400.00 |
| Full - time (per year) | | 27.00 | 33.50 | 40.50 | 50.25 | 53.50 | 66.75 | 91.75 | 133.50 | 125.00 | 183.00 |
| Part - time (per semester hour) | | A | A | 25.00 | 25.00 | 25.00 | 25.00 | 25.00 | 25.00 | 25.00 | 25.00 |
| Fees (academic year, F/T student) | | A | A | 550.00 | 550.00 | 650.00 | 650.00 | 750.00 | 750.00 | 750.00 | 750.00 |
| Room (standard double dorm room) | | A | A | 600.00 | 600.00 | 720.00 | 720.00 | 790.00 | 790.00 | 815.00 | 815.00 |
| Board (Average 7-day plan) | | A | A | 600.00 | 600.00 | 720.00 | 720.00 | 790.00 | 790.00 | 815.00 | 815.00 |

A An Average was not computed for this period

SEE NOTES ON LAST PAGE OF TABLE

Central Administration
Office of Institutional Research
State University of New York



TRENDS IN STUDENT TUITION by PROGRAM LEVEL and OTHER CHARGES
STATE UNIVERSITY OF NEW YORK
STATE-OPERATED INSTITUTIONS, PRE-SEPTEMBER 1963 TO 1993-94

| TYPE OF CHARGE | 1978--79 | | 1979--80 | | 1980--81 | | 1981--82 | | 1982--83 | |
|-----------------------------------|--------------------------|------------------------|--------------------------|------------------------|--------------------------|------------------------|--------------------------|------------------------|--------------------------|------------------------|
| | New York State Residents | Out-of-State Residents | New York State Residents | Out-of-State Residents | New York State Residents | Out-of-State Residents | New York State Residents | Out-of-State Residents | New York State Residents | Out-of-State Residents |
| Undergraduate tuition | | | | | | | | | | |
| Full-time (per year) | | | | | | | | | | |
| Lower Division | 750.00 | 1,200.00 | 900.00 | 1,500.00 | 900.00 | 1,500.00 | 1,050.00 | 1,750.00 | 1,050.00 | 1,750.00 |
| Upper Division | 900.00 | 1,500.00 | 900.00 | 1,500.00 | 900.00 | 1,500.00 | 1,050.00 | 1,750.00 | 1,050.00 | 1,750.00 |
| Part-time (per semester hour) | | | | | | | | | | |
| Lower Division | 25.00 | 40.00 | 30.00 | 50.00 | 30.00 | 50.00 | 35.00 | 58.50 | 35.00 | 58.50 |
| Upper Division | 30.00 | 50.00 | 30.00 | 50.00 | 30.00 | 50.00 | 35.00 | 58.50 | 35.00 | 58.50 |
| Graduate tuition | | | | | | | | | | |
| Full-time (per year) | 1,400.00 | 1,800.00 | 1,400.00 | 1,800.00 | 1,400.00 | 1,800.00 | 1,700.00 | 2,185.00 | 1,700.00 | 2,185.00 |
| Part-time (per semester hour) | 58.50 | 75.00 | 58.50 | 75.00 | 58.50 | 75.00 | 71.00 | 91.50 | 71.00 | 91.50 |
| First Professional tuition | | | | | | | | | | |
| Law | | | | | | | | | | |
| Full-time (per year) | 2,000.00 | 3,000.00 | 2,200.00 | 3,300.00 | 2,200.00 | 3,300.00 | 2,500.00 | 3,750.00 | 2,500.00 | 3,750.00 |
| Part-time (per semester hour) | 83.50 | 125.00 | 91.75 | 137.50 | 91.75 | 137.50 | 104.50 | 156.50 | 104.50 | 156.50 |
| Pharmacy | | | | | | | | | | |
| Full-time (per year) | 2,000.00 | 3,000.00 | 2,200.00 | 3,000.00 | 2,000.00 | 3,000.00 | 2,300.00 | 3,450.00 | 2,300.00 | 3,450.00 |
| Part-time (per semester hour) | 83.50 | 125.00 | 83.50 | 125.00 | 83.50 | 125.00 | 96.00 | 144.00 | 96.00 | 144.00 |
| Medicine, Dentistry and Optometry | | | | | | | | | | |
| Full-time (per year) | 3,000.00 | 4,400.00 | 3,300.00 | 4,840.00 | 3,300.00 | 4,840.00 | 4,300.00 | 6,300.00 | 4,300.00 | 6,300.00 |
| Part-time (per semester hour) | 125.00 | 183.00 | 137.50 | 201.75 | 137.50 | 201.75 | 179.50 | 262.50 | 179.50 | 262.50 |
| Fees (academic year, F/T student) | 25.00 | 25.00 | 25.00 | 25.00 | 25.00 | 25.00 | 25.00 | 25.00 | 25.00 | 25.00 |
| Room (standard double dorm room) | 750.00 | 750.00 | 800.00 | 800.00 | 800.00 | 800.00 | 1,100.00 | 1,100.00 | 1,250.00 | 1,250.00 |
| Board (Average 7-day plan) | 840.00 | 840.00 | 903.00 | 903.00 | 966.50 | 966.50 | 1,058.00 | 1,058.00 | 1,129.00 | 1,129.00 |

94/08-2

SEJ

January 5, 1994

SEE NOTES ON LAST PAGE OF TABLE

Central Administration
Office of Institutional Research
State University of New York



TRENDS IN STUDENT TUITION by PROGRAM LEVEL and OTHER CHARGES
STATE UNIVERSITY OF NEW YORK
STATE-OPERATED INSTITUTIONS, PRE-SEPTEMBER 1963 TO 1993-94

| TYPE OF CHARGE | 1983-84 | | 1984-85 | | 1985-86 | | 1986-87 | | 1987-88 | |
|-----------------------------------|--------------------------|------------------------|--------------------------|------------------------|--------------------------|------------------------|--------------------------|------------------------|--------------------------|------------------------|
| | New York State Residents | Out-of-State Residents | New York State Residents | Out-of-State Residents | New York State Residents | Out-of-State Residents | New York State Residents | Out-of-State Residents | New York State Residents | Out-of-State Residents |
| Undergraduate tuition | 1,350.00 | 2,650.00 | 1,350.00 | 3,200.00 | 1,350.00 | 3,200.00 | 1,350.00 | 3,200.00 | 1,350.00 | 3,200.00 |
| Full-time (per year) | 45.00 | 88.50 | 45.00 | 107.00 | 45.00 | 107.00 | 45.00 | 107.00 | 45.00 | 107.00 |
| Part-time (per semester hour) | | | | | | | | | | |
| Graduate tuition | 2,150.00 | 3,185.00 | 2,150.00 | 3,735.00 | 2,150.00 | 3,735.00 | 2,150.00 | 3,735.00 | 2,150.00 | 3,735.00 |
| Full-time (per year) | 90.00 | 133.00 | 90.00 | 156.00 | 90.00 | 156.00 | 90.00 | 156.00 | 90.00 | 156.00 |
| Part-time (per semester hour) | | | | | | | | | | |
| First Professional tuition | | | | | | | | | | |
| Law | 3,150.00 | 4,750.00 | 3,150.00 | 5,300.00 | 3,150.00 | 5,300.00 | 3,150.00 | 5,300.00 | 3,150.00 | 5,300.00 |
| Full-time (per year) | 131.50 | 198.00 | 131.50 | 221.00 | 131.50 | 221.00 | 131.50 | 221.00 | 131.50 | 221.00 |
| Part-time (per semester hour) | | | | | | | | | | |
| Pharmacy | 2,950.00 | 4,450.00 | 2,950.00 | 5,000.00 | 2,950.00 | 5,000.00 | 2,950.00 | 5,000.00 | 2,950.00 | 5,000.00 |
| Full-time (per year) | 123.00 | 185.50 | 123.00 | 208.50 | 123.00 | 208.50 | 123.00 | 208.50 | 123.00 | 208.50 |
| Part-time (per semester hour) | | | | | | | | | | |
| Medicine, Dentistry and Optometry | 5,550.00 | 8,300.00 | 5,550.00 | 8,850.00 | 5,550.00 | 8,850.00 | 5,550.00 | 8,850.00 | 5,550.00 | 8,850.00 |
| Full-time (per year) | 231.50 | 346.00 | 231.50 | 369.00 | 231.50 | 369.00 | 231.50 | 369.50 | 231.50 | 369.50 |
| Part-time (per semester hour) | | | | | | | | | | |
| Fees (academic year, F/T student) | 25.00 | 25.00 | 25.00 | 25.00 | 25.00 | 25.00 | 25.00 | 25.00 | 25.00 | 25.00 |
| Room (standard double dorm room) | 1,400.00 | 1,400.00 | 1,550.00 | 1,550.00 | 1,500.00 | 1,500.00 | 1,652.00 | 1,652.00 | 1,780.00 | 1,780.00 |
| Board (Average 7-day plan) | 1,190.50 | 1,190.50 | 1,263.50 | 1,263.50 | 1,297.00 | 1,297.00 | 1,345.00 | 1,345.00 | 1,394.00 | 1,394.00 |

Central Administration
Office of Institutional Research
State University of New York

SEE NOTES ON LAST PAGE OF TABLE

94/08-3
SI:J
January 5, 1994

TRENDS IN STUDENT TUITION by PROGRAM LEVEL and OTHER CHARGES
STATE UNIVERSITY OF NEW YORK
STATE-OPERATED INSTITUTIONS, PRE-SEPTEMBER 1963 TO 1993--94

| TYPE OF CHARGE | Annualized 1990 - 91 Rates (reflects a mid-year increase) | | | | | | | | | | | | | |
|-----------------------------------|--|------------------------|--------------------------|------------------------|--------------------------|------------------------|--------------------------|------------------------|--------------------------|------------------------|--------------------------|------------------------|--------------------------|------------------------|
| | 1988-89 | | | 1989-90 | | | Fall 1990 | | | Spring 1991 | | | Actual 1990-91 | |
| | New York State Residents | Out-of-State Residents | New York State Residents | Out-of-State Residents | New York State Residents | Out-of-State Residents | New York State Residents | Out-of-State Residents | New York State Residents | Out-of-State Residents | New York State Residents | Out-of-State Residents | New York State Residents | Out-of-State Residents |
| Undergraduate tuition | | | | | | | | | | | | | | |
| Full-time (per year) | 1,350.00 | 3,950.00 | 1,350.00 | 4,700.00 | 1,350.00 | 4,700.00 | 1,350.00 | 4,700.00 | 1,650.00 | 5,000.00 | 1,500.00 | 4,850.00 | 1,500.00 | 4,850.00 |
| Part-time (per semester hour) | 45.00 | 132.00 | 45.00 | 157.00 | 45.00 | 157.00 | 45.00 | 157.00 | 57.50 | 169.50 | 57.50 | 169.50 | 57.50 | 169.50 |
| Graduate tuition | | | | | | | | | | | | | | |
| Full-time (per year) | 2,150.00 | 4,600.00 | 2,150.00 | 5,465.00 | 2,150.00 | 5,465.00 | 2,150.00 | 5,465.00 | 2,450.00 | 5,765.00 | 2,300.00 | 5,615.00 | 2,300.00 | 5,615.00 |
| Part-time (per semester hour) | 90.00 | 192.00 | 90.00 | 230.00 | 90.00 | 230.00 | 90.00 | 230.00 | 102.50 | 242.50 | 102.50 | 242.50 | 102.50 | 242.50 |
| First Professional tuition | | | | | | | | | | | | | | |
| Law | | | | | | | | | | | | | | |
| Full-time (per year) | 3,150.00 | 6,550.00 | 3,150.00 | 7,800.00 | 3,150.00 | 7,800.00 | 3,150.00 | 7,800.00 | 3,450.00 | 8,100.00 | 3,300.00 | 7,950.00 | 3,300.00 | 7,950.00 |
| Part-time (per semester hour) | 131.50 | 273.00 | 131.50 | 325.00 | 131.50 | 325.00 | 131.50 | 325.00 | 144.00 | 337.50 | 144.00 | 337.50 | 144.00 | 337.50 |
| Pharmacy | | | | | | | | | | | | | | |
| Full-time (per year) | 2,950.00 | 6,200.00 | 2,950.00 | 7,400.00 | 2,950.00 | 7,400.00 | 2,950.00 | 7,400.00 | 3,250.00 | 7,700.00 | 3,100.00 | 7,550.00 | 3,100.00 | 7,550.00 |
| Part-time (per semester hour) | 123.00 | 258.50 | 123.00 | 310.00 | 123.00 | 310.00 | 123.00 | 310.00 | 135.50 | 322.50 | 135.50 | 322.50 | 135.50 | 322.50 |
| Medicine, Dentistry and Optometry | | | | | | | | | | | | | | |
| Full-time (per year) | 5,550.00 | 10,900.00 | 5,550.00 | 12,950.00 | 5,550.00 | 12,950.00 | 5,550.00 | 12,950.00 | 5,850.00 | 13,250.00 | 5,700.00 | 13,100.00 | 5,700.00 | 13,100.00 |
| Part-time (per semester hour) | 231.50 | 454.00 | 231.50 | 540.00 | 231.50 | 540.00 | 231.50 | 540.00 | 244.00 | 552.50 | 244.00 | 552.50 | 244.00 | 552.50 |
| Fees (academic year, F/T student) | 25.00 | 25.00 | 25.00 | 25.00 | 25.00 | 25.00 | 25.00 | 25.00 | 25.00 | 25.00 | 25.00 | 25.00 | 25.00 | 25.00 |
| Room (standard double dorm room) | 1,896.00 | 1,896.00 | 2,015.00 | 2,015.00 | 2,015.00 | 2,015.00 | 2,150.00 | 2,150.00 | 2,150.00 | 2,150.00 | 2,150.00 | 2,150.00 | 2,150.00 | 2,150.00 |
| Board (Average 7-day plan) | 1,438.00 | 1,438.00 | 1,493.00 | 1,493.00 | 1,493.00 | 1,493.00 | 1,563.00 | 1,563.00 | 1,563.00 | 1,563.00 | 1,563.00 | 1,563.00 | 1,563.00 | 1,563.00 |

SEE NOTES ON LAST PAGE OF TABLE

TRENDS IN STUDENT TUITION by PROGRAM LEVEL and OTHER CHARGES
STATE UNIVERSITY OF NEW YORK
STATE-OPERATED INSTITUTIONS, PRE-SEPTEMBER 1963 TO 1993-94

| TYPE OF CHARGE | 1991-92 | | 1992-93 | | 1993-94 | |
|-----------------------------------|--------------------------|------------------------|--------------------------|------------------------|--------------------------|------------------------|
| | New York State Residents | Out-of-State Residents | New York State Residents | Out-of-State Residents | New York State Residents | Out-of-State Residents |
| Undergraduate tuition | | | | | | |
| Full-time (per year) | 2,150.00 | 5,750.00 | 2,650.00 | 6,550.00 | 2,650.00 | 6,550.00 |
| Part-time (per semester hour) | 90.00 | 240.00 | 105.00 | 274.00 | 105.00 | 274.00 |
| Graduate tuition | | | | | | |
| Full-time (per year) | 3,200.00 | 6,516.00 | 4,000.00 | 7,316.00 | 4,000.00 | 7,316.00 |
| Part-time (per semester hour) | 134.00 | 274.00 | 168.00 | 308.00 | 168.00 | 308.00 |
| First Professional tuition | | | | | | |
| Law | | | | | | |
| Full-time (per year) | 4,200.00 | 8,850.00 | 5,000.00 | 9,650.00 | 5,000.00 | 9,650.00 |
| Part-time (per semester hour) | 175.00 | 369.00 | 209.00 | 403.00 | 209.00 | 403.00 |
| Pharmacy | | | | | | |
| Full-time (per year) | 4,000.00 | 8,450.00 | 4,800.00 | 9,250.00 | 4,800.00 | 9,250.00 |
| Part-time (per semester hour) | 167.00 | 354.00 | 201.00 | 388.00 | 201.00 | 383.00 |
| Medicine, Dentistry and Optometry | | | | | | |
| Full-time (per year) | 7,100.00 | 15,750.00 | 8,450.00 | 17,100.00 | 8,450.00 | 17,100.00 |
| Part-time (per semester hour) | 296.00 | 656.00 | 348.00 | 708.00 | 348.00 | 708.00 |
| Fees (academic year, F/T student) | 25.00 | 25.00 | 25.00 | 25.00 | 25.00 | 25.00 |
| Room (standard double dorm room) | 2,342.00 | 2,342.00 | 2,487.00 | 2,487.00 | 2,655.00 | 2,655.00 |
| Board (Average 7-day plan) | 1,696.50 | 1,696.50 | 1,756.00 | 1,756.00 | 1,925.00 | 1,925.00 |

NOTES:

1. All costs exclude the Statutory Colleges at Cornell and Alfred; Forestry is excluded from room and board charges shown.
2. Tuition charges for Optometry (O.D. program) were calculated the same as Law and Pharmacy prior to 1977-78.
3. Fees: the figures shown are the college fee for a full-time student. Additionally, students pay a student activity fee which varies from campus to campus.
4. Room: The figures shown are the average costs for a standard double room.
5. Board: Not all campuses have meal plans; several plans are available at those campuses that do offer meal plans. The figures shown represent an average for a seven-day plan.

94/08-5

SEJ

January 5, 1994

26

Central Administration
 Office of Institutional Research
 State University of New York

Summary of Tuition Charges per Academic Year

1963-64 through 1993-94

State University of New York -- State Operated Institutions

| Academic Year | Time Period (years) | NYS Resident Tuition | | Non-Resident Tuition | | Ratio of Non-Resident Rate to Resident Tuition Rate | |
|------------------|---------------------|----------------------|----------|----------------------|----------|---|----------|
| | | Under-graduate | Graduate | Under-graduate | Graduate | Under-graduate | Graduate |
| 1963/64 to 70/71 | 8 | 400 | 600 | 600 | 600 | 1.50 | 1.00 |
| 1971/72 | 1 | 550 | 800 | 900 | 1,000 | 1.64 | 1.25 |
| 1972/73 to 75/76 | 4 | 800 | 1,200 | 1,300 | 1,500 | 1.63 | 1.25 |
| 1976/77 to 80/81 | 5 | 900 | 1,400 | 1,500 | 1,800 | 1.67 | 1.29 |
| 1981/82 to 82/83 | 2 | 1,050 | 1,700 | 1,750 | 2,185 | 1.67 | 1.29 |
| 1983/84 | 1 | 1,350 | 2,150 | 2,650 | 3,185 | 1.96 | 1.48 |
| 1984/85 to 87/88 | 4 | 1,350 | 2,150 | 3,200 | 3,735 | 2.37 | 1.74 |
| 1988/89 | 1 | 1,350 | 2,150 | 3,950 | 4,600 | 2.93 | 2.14 |
| 1989/90 | 1 | 1,350 | 2,150 | 4,700 | 5,465 | 3.48 | 2.54 |
| 1990/91 | 1 | 1,500 | 2,300 | 4,850 | 5,615 | 3.23 | 2.44 |
| 1991/92 | 1 | 2,150 | 3,200 | 5,750 | 6,516 | 2.67 | 2.04 |
| 1992/93 to 93/94 | 2 | 2,650 | 4,000 | 6,550 | 7,316 | 2.47 | 1.83 |

Notes:

From 1972-73 through 1978-79, there was a tuition differential between Lower Division and Upper Division students; the Upper Division tuition rate was used for all years on this table.

The tuition rate was increased at mid-year during 1990-91; the rate shown here is the sum of the rate charged for the fall semester and the rate charged for the spring semester.

The Statutory Colleges and the Community Colleges are excluded from this table.

94/11
SEJ
January 10, 1994

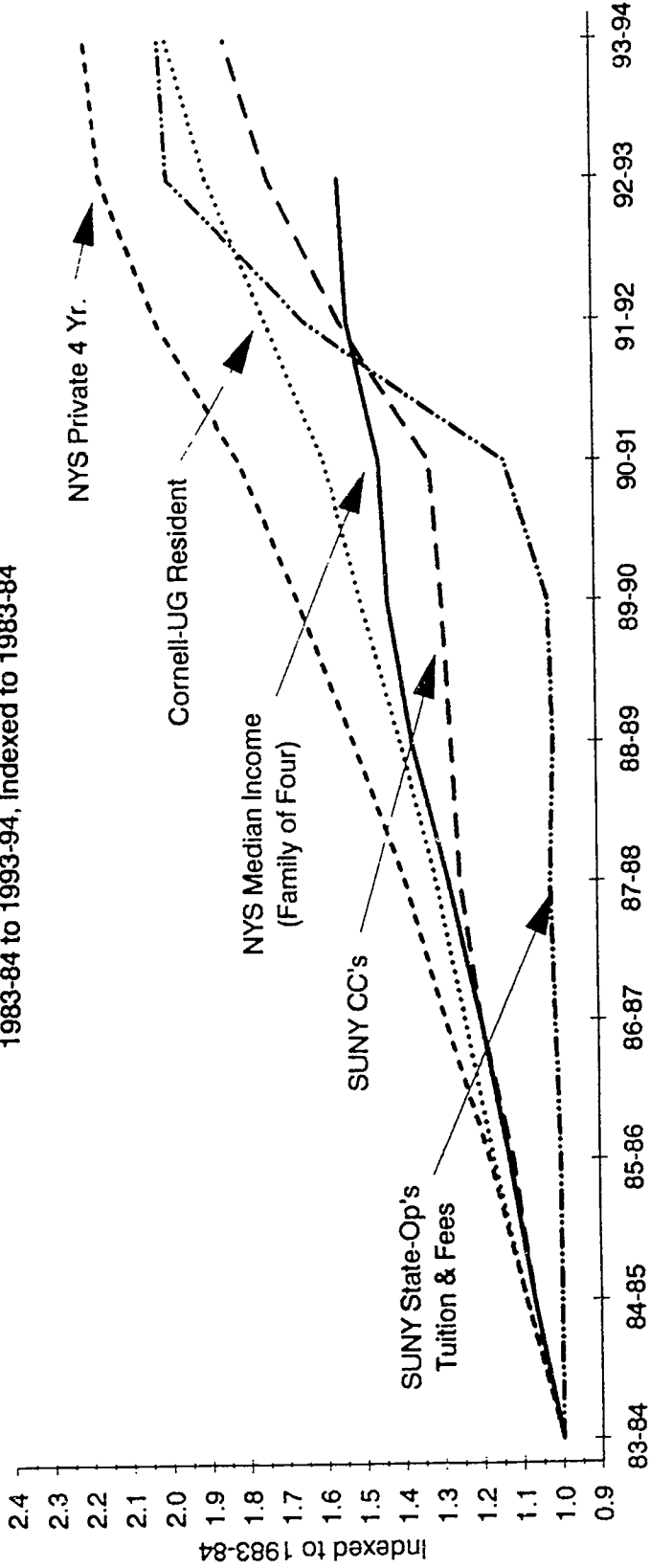
Office of Institutional Research
Central Administration
State University of New York

PART II -- TRENDS IN STUDENT CHARGES AND COSTS:

1980-81 THROUGH 1993-94

Tuition & Fees and Median Family Income

SUNY State-Operated, Community College, Cornell Statutory and NYS Private
4-Year Undergraduate Tuition & Fees Compared to NYS Median Family Income
1983-84 to 1993-94, Indexed to 1983-84



| | 83-84 | 85-86 | 86-87 | 87-88 | 88-89 | 89-90 | 89-90 | 90-91 | 91-92 | 92-93 | 93-94 |
|---------------------------------|--------|--------|--------|--------|--------|--------|-------|-------|-------|-------|-------|
| NYS Private 4 Yr. | 5,929 | 6,987 | 8,266 | 9,820 | 12,005 | 13,017 | | | | | |
| Cornell-UG Resident | 3,740 | 4,360 | 4,882 | 5,610 | 6,494 | 7,426 | | | | | |
| Community Colleges | 1,109 | 1,239 | 1,383 | 1,433 | 1,717 | 2,039 | | | | | |
| SUNY State-Op Colleges | 1,467 | 1,472 | 1,490 | 1,503 | 2,405 | 2,942 | | | | | |
| NYS Family of 4 median Income** | 30,539 | 34,478 | 38,992 | 43,693 | 46,649 | N.A. | | | | | |

** Source: NYS Dept. of Economic Development

G94/03

SEJ

January 6, 1994

Office of Institutional Research
Central Administration
State University of New York

**Trends in Tuition and Required Fees at the State University of New York
Per Academic Year for Full-time Students: 1980 - 81 through 1993 - 94**

| Academic Year | Full-time Undergraduate Students | | | | | | | Full time Graduate Students | | | | | | |
|--------------------------------------|----------------------------------|--------------|-------------|--------------|------------|----------------|--------------|-----------------------------|--------------|-------------|--------------|------------|----------------|--------------|
| | TUITION | | FEES | | | Tuition + Fees | | TUITION | | FEES | | | Tuition + Fees | |
| | In State | Out of State | College Fee | Activity Fee | Other Fees | In State | Out of State | In State | Out of State | College Fee | Activity Fee | Other Fees | In State | Out of State |
| Binghamton | | | | | | | | | | | | | | |
| 1980-81 | 900 | 1,500 | 25 | 96 | - | 1,021 | 1,621 | 1,400 | 1,800 | 25 | 34 | - | 1,459 | 1,859 |
| 1981-82 | 1,050 | 1,750 | 25 | 72 | - | 1,147 | 1,847 | 1,700 | 2,185 | 25 | 39 | - | 1,764 | 2,249 |
| 1982-83 | 1,050 | 1,750 | 25 | 100 | - | 1,175 | 1,875 | 1,700 | 2,185 | 25 | 52 | - | 1,777 | 2,262 |
| 1983-84 | 1,350 | 2,650 | 25 | 121 | - | 1,496 | 2,796 | 2,150 | 3,185 | 25 | 58 | - | 2,233 | 3,268 |
| 1984-85 | 1,350 | 3,200 | 25 | 123 | - | 1,498 | 3,348 | 2,150 | 3,735 | 25 | 58 | - | 2,233 | 3,818 |
| 1985-86 | 1,350 | 3,200 | 25 | 126 | - | 1,501 | 3,351 | 2,150 | 3,735 | 25 | 60 | - | 2,235 | 3,820 |
| 1986-87 | 1,350 | 3,200 | 25 | 100 | 26 | 1,501 | 3,351 | 2,150 | 3,735 | 25 | 36 | 24 | 2,235 | 3,820 |
| 1987-88 | 1,350 | 3,200 | 25 | 105 | 26 | 1,506 | 3,356 | 2,150 | 3,735 | 25 | 36 | 24 | 2,235 | 3,820 |
| 1988-89 | 1,350 | 3,950 | 25 | 105 | 26 | 1,506 | 4,106 | 2,150 | 4,600 | 25 | 36 | 24 | 2,235 | 4,685 |
| 1989-90 | 1,350 | 4,700 | 25 | 111 | 51 | 1,537 | 4,887 | 2,150 | 5,465 | 25 | 36 | 49 | 2,260 | 5,575 |
| 1990-91 | 1,500 | 4,850 | 25 | 120 | 83 | 1,728 | 5,078 | 2,300 | 5,615 | 25 | 46 | 49 | 2,420 | 5,735 |
| 1991-92 | 2,150 | 5,750 | 25 | 120 | 148 | 2,443 | 6,043 | 3,200 | 6,516 | 25 | 46 | 114 | 3,385 | 6,701 |
| 1992-93 | 2,650 | 6,550 | 25 | 120 | 162 | 2,957 | 6,857 | 4,000 | 7,316 | 25 | 46 | 128 | 4,199 | 7,515 |
| 1993-94 | 2,650 | 6,550 | 25 | 124 | 162 | 2,961 | 6,861 | 4,000 | 7,316 | 25 | 56 | 128 | 4,209 | 7,525 |
| Buffalo Center | | | | | | | | | | | | | | |
| 1980-81 | 900 | 1,500 | 25 | 70 | - | 995 | 1,595 | 1,400 | 1,800 | 25 | 18 | - | 1,443 | 1,843 |
| 1981-82 | 1,050 | 1,750 | 25 | 75 | - | 1,150 | 1,850 | 1,700 | 2,185 | 25 | 24 | - | 1,749 | 2,234 |
| 1982-83 | 1,050 | 1,750 | 25 | 79 | - | 1,154 | 1,854 | 1,700 | 2,185 | 25 | 27 | - | 1,752 | 2,237 |
| 1983-84 | 1,350 | 2,650 | 25 | 79 | - | 1,454 | 2,754 | 2,150 | 3,185 | 25 | 27 | - | 2,202 | 3,237 |
| 1984-85 | 1,350 | 3,200 | 25 | 79 | - | 1,454 | 3,304 | 2,150 | 3,735 | 25 | 27 | - | 2,202 | 3,787 |
| 1985-86 | 1,350 | 3,200 | 25 | 89 | - | 1,464 | 3,314 | 2,150 | 3,735 | 25 | 37 | - | 2,212 | 3,797 |
| 1986-87 | 1,350 | 3,200 | 25 | 99 | - | 1,474 | 3,324 | 2,150 | 3,735 | 25 | 37 | - | 2,212 | 3,797 |
| 1987-88 | 1,350 | 3,200 | 25 | 99 | - | 1,474 | 3,324 | 2,150 | 3,735 | 25 | 39 | - | 2,214 | 3,799 |
| 1988-89 | 1,350 | 3,950 | 25 | 115 | - | 1,490 | 4,090 | 2,150 | 4,600 | 25 | 47 | - | 2,222 | 4,672 |
| 1989-90 | 1,350 | 4,700 | 25 | 115 | - | 1,490 | 4,840 | 2,150 | 5,465 | 25 | 47 | - | 2,222 | 5,537 |
| 1990-91 | 1,500 | 4,850 | 25 | 115 | 35 | 1,675 | 5,025 | 2,300 | 5,615 | 25 | 55 | - | 2,380 | 5,695 |
| 1991-92 | 2,150 | 5,750 | 25 | 115 | 230 | 2,520 | 6,120 | 3,200 | 6,516 | 25 | 55 | 190 | 3,470 | 6,786 |
| 1992-93 | 2,650 | 6,550 | 25 | 115 | 283 | 3,073 | 6,973 | 4,000 | 7,316 | 25 | 67 | 238 | 4,330 | 7,646 |
| 1993-94 | 2,650 | 6,550 | 25 | 115 | 313 | 3,103 | 7,003 | 4,000 | 7,316 | 25 | 67 | 263 | 4,355 | 7,671 |
| Stony Brook University | | | | | | | | | | | | | | |
| 1980-81 | 900 | 1,500 | 25 | 80 | - | 1,005 | 1,605 | 1,400 | 1,800 | 25 | 20 | - | 1,445 | 1,845 |
| 1981-82 | 1,050 | 1,750 | 25 | 80 | - | 1,155 | 1,855 | 1,700 | 2,185 | 25 | 25 | - | 1,750 | 2,235 |
| 1982-83 | 1,050 | 1,750 | 25 | 80 | - | 1,155 | 1,855 | 1,700 | 2,185 | 25 | 25 | - | 1,750 | 2,235 |
| 1983-84 | 1,350 | 2,650 | 25 | 91 | - | 1,466 | 2,766 | 2,150 | 3,185 | 25 | 32 | - | 2,207 | 3,242 |
| 1984-85 | 1,350 | 3,200 | 25 | 100 | - | 1,475 | 3,325 | 2,150 | 3,735 | 25 | 32 | - | 2,207 | 3,792 |
| 1985-86 | 1,350 | 3,200 | 25 | 127 | - | 1,502 | 3,352 | 2,150 | 3,735 | 25 | 32 | - | 2,207 | 3,792 |
| 1986-87 | 1,350 | 3,200 | 25 | 115 | - | 1,490 | 3,340 | 2,150 | 3,735 | 25 | 32 | - | 2,207 | 3,792 |
| 1987-88 | 1,350 | 3,200 | 25 | 125 | - | 1,500 | 3,350 | 2,150 | 3,735 | 25 | 32 | - | 2,207 | 3,792 |
| 1988-89 | 1,350 | 3,950 | 25 | 120 | - | 1,495 | 4,095 | 2,150 | 4,600 | 25 | 32 | - | 2,207 | 4,657 |
| 1989-90 | 1,350 | 4,700 | 25 | 120 | - | 1,495 | 4,845 | 2,150 | 5,465 | 25 | 36 | - | 2,211 | 5,526 |
| 1990-91 | 1,500 | 4,850 | 25 | 136 | - | 1,661 | 5,011 | 2,300 | 5,615 | 25 | 36 | - | 2,361 | 5,676 |
| 1991-92 | 2,150 | 5,750 | 25 | 146 | 90 | 2,411 | 6,011 | 3,200 | 6,516 | 25 | 36 | 90 | 3,351 | 6,667 |
| 1992-93 | 2,650 | 6,550 | 25 | 143 | 100 | 2,918 | 6,818 | 4,000 | 7,316 | 25 | 37 | 100 | 4,162 | 7,478 |
| 1993-94 | 2,650 | 6,550 | 25 | 171 | 100 | 2,946 | 6,846 | 4,000 | 7,316 | 25 | 37 | 100 | 4,162 | 7,478 |
| University Colleges (Average) | | | | | | | | | | | | | | |
| 1980-81 | 900 | 1,500 | 25 | 74 | 4 | 994 | 1,594 | 1,400 | 1,800 | 25 | 77 | - | 1,471 | 1,871 |
| 1981-82 | 1,050 | 1,750 | 25 | 74 | - | 1,149 | 1,849 | 1,700 | 2,185 | 25 | 83 | - | 1,775 | 2,260 |
| 1982-83 | 1,050 | 1,750 | 25 | 77 | - | 1,152 | 1,852 | 1,700 | 2,185 | 25 | 84 | - | 1,775 | 2,260 |
| 1983-84 | 1,350 | 2,650 | 25 | 80 | - | 1,455 | 2,755 | 2,150 | 3,185 | 25 | 91 | - | 2,224 | 3,259 |
| 1984-85 | 1,350 | 3,200 | 25 | 84 | - | 1,459 | 3,309 | 2,150 | 3,735 | 25 | 95 | - | 2,223 | 3,808 |
| 1985-86 | 1,350 | 3,200 | 25 | 90 | - | 1,465 | 3,315 | 2,150 | 3,735 | 25 | 89 | - | 2,227 | 3,812 |
| 1986-87 | 1,350 | 3,200 | 25 | 93 | 8 | 1,469 | 3,319 | 2,150 | 3,735 | 25 | 84 | 10 | 2,239 | 3,824 |
| 1987-88 | 1,350 | 3,200 | 25 | 98 | 66 | 1,483 | 3,333 | 2,150 | 3,735 | 25 | 100 | 66 | 2,253 | 3,838 |
| 1988-89 | 1,350 | 3,950 | 25 | 100 | 16 | 1,476 | 4,076 | 2,150 | 4,600 | 25 | 103 | 16 | 2,245 | 4,695 |
| 1989-90 | 1,350 | 4,700 | 25 | 90 | 57 | 1,483 | 4,833 | 2,150 | 5,465 | 25 | 87 | 38 | 2,246 | 5,561 |
| 1990-91 | 1,500 | 4,850 | 25 | 101 | 50 | 1,649 | 4,999 | 2,300 | 5,615 | 25 | 96 | 42 | 2,403 | 5,718 |
| 1991-92 | 2,150 | 5,750 | 25 | 103 | 106 | 2,375 | 5,975 | 3,200 | 6,516 | 25 | 95 | 84 | 3,358 | 6,674 |
| 1992-93 | 2,650 | 6,550 | 25 | 104 | 118 | 2,888 | 6,788 | 4,000 | 7,316 | 25 | 97 | 94 | 4,176 | 7,492 |
| 1993-94 | 2,650 | 6,550 | 25 | 108 | 141 | 2,914 | 6,814 | 4,000 | 7,316 | 25 | 100 | 120 | 4,202 | 7,518 |

**Trends in Tuition and Required Fees at the State University of New York
Per Academic Year for Full-time Students: 1980 - 81 through 1993 - 94**

| Academic Year | Full-time Undergraduate Students | | | | | | | Full time Graduate Students | | | | | | |
|------------------------|----------------------------------|--------------|-------------|--------------|------------|----------------|--------------|-----------------------------|--------------|-------------|--------------|------------|----------------|--------------|
| | TUITION | | FEES | | | Tuition + Fees | | TUITION | | FEES | | | Tuition + Fees | |
| | In State | Out of State | College Fee | Activity Fee | Other Fees | In State | Out of State | In State | Out of State | College Fee | Activity Fee | Other Fees | In State | Out of State |
| Brockport | | | | | | | | | | | | | | |
| 1980-81 | 900 | 1,500 | 25 | 70 | - | 995 | 1,595 | 1,400 | 1,800 | 25 | 70 | - | 1,495 | 1,895 |
| 1981-82 | 1,050 | 1,750 | 25 | 85 | - | 1,160 | 1,860 | 1,700 | 2,185 | 25 | 85 | - | 1,810 | 2,295 |
| 1982-83 | 1,050 | 1,750 | 25 | 85 | - | 1,160 | 1,860 | 1,700 | 2,185 | 25 | 85 | - | 1,810 | 2,295 |
| 1983-84 | 1,350 | 2,650 | 25 | 100 | - | 1,475 | 2,775 | 2,150 | 3,185 | 25 | 100 | - | 2,275 | 3,310 |
| 1984-85 | 1,350 | 3,200 | 25 | 100 | - | 1,475 | 3,325 | 2,150 | 3,735 | 25 | 100 | - | 2,275 | 3,860 |
| 1985-86 | 1,350 | 3,200 | 25 | 100 | - | 1,475 | 3,325 | 2,150 | 3,735 | 25 | 100 | - | 2,275 | 3,860 |
| 1986-87 | 1,350 | 3,200 | 25 | 100 | - | 1,475 | 3,325 | 2,150 | 3,735 | 25 | 100 | - | 2,275 | 3,860 |
| 1987-88 | 1,350 | 3,200 | 25 | 100 | - | 1,475 | 3,325 | 2,150 | 3,735 | 25 | 100 | - | 2,275 | 3,860 |
| 1988-89 | 1,350 | 3,950 | 25 | 115 | - | 1,490 | 4,090 | 2,150 | 4,600 | 25 | 115 | - | 2,290 | 4,740 |
| 1989-90 | 1,350 | 4,700 | 25 | 100 | 36 | 1,511 | 4,861 | 2,150 | 5,465 | 25 | 100 | 36 | 2,311 | 5,626 |
| 1990-91 | 1,500 | 4,850 | 25 | 100 | 36 | 1,661 | 5,011 | 2,300 | 5,615 | 25 | 100 | 36 | 2,461 | 5,776 |
| 1991-92 | 2,150 | 5,750 | 25 | 100 | 116 | 2,391 | 5,991 | 3,200 | 6,516 | 25 | 100 | 80 | 3,405 | 6,721 |
| 1992-93 | 2,650 | 6,550 | 25 | 100 | 140 | 2,915 | 6,815 | 4,000 | 7,316 | 25 | 100 | 140 | 4,265 | 7,581 |
| 1993-94 | 2,650 | 6,550 | 25 | 105 | 160 | 2,940 | 6,840 | 4,000 | 7,316 | 25 | 105 | 160 | 4,290 | 7,606 |
| Buffalo College | | | | | | | | | | | | | | |
| 1980-81 | 900 | 1,500 | 25 | 80 | - | 1,005 | 1,605 | 1,400 | 1,800 | 25 | - | - | 1,425 | 1,825 |
| 1981-82 | 1,050 | 1,750 | 25 | 78 | - | 1,153 | 1,853 | 1,700 | 2,185 | 25 | - | - | 1,725 | 2,210 |
| 1982-83 | 1,050 | 1,750 | 25 | 93 | - | 1,168 | 1,868 | 1,700 | 2,185 | 25 | - | - | 1,725 | 2,210 |
| 1983-84 | 1,350 | 2,650 | 25 | 78 | - | 1,453 | 2,753 | 2,150 | 3,185 | 25 | - | - | 2,175 | 3,210 |
| 1984-85 | 1,350 | 3,200 | 25 | 78 | - | 1,453 | 3,303 | 2,150 | 3,735 | 25 | - | - | 2,175 | 3,760 |
| 1985-86 | 1,350 | 3,200 | 25 | 82 | - | 1,457 | 3,307 | 2,150 | 3,735 | 25 | - | - | 2,175 | 3,760 |
| 1986-87 | 1,350 | 3,200 | 25 | 90 | - | 1,465 | 3,315 | 2,150 | 3,735 | 25 | - | - | 2,175 | 3,760 |
| 1987-88 | 1,350 | 3,200 | 25 | 90 | - | 1,465 | 3,315 | 2,150 | 3,735 | 25 | - | - | 2,175 | 3,760 |
| 1988-89 | 1,350 | 3,950 | 25 | 90 | - | 1,465 | 4,065 | 2,150 | 4,600 | 25 | - | - | 2,175 | 4,625 |
| 1989-90 | 1,350 | 4,700 | 25 | 90 | - | 1,465 | 4,815 | 2,150 | 5,465 | 25 | - | - | 2,175 | 5,490 |
| 1990-91 | 1,500 | 4,850 | 25 | 90 | - | 1,615 | 4,965 | 2,300 | 5,615 | 25 | - | - | 2,325 | 5,640 |
| 1991-92 | 2,150 | 5,750 | 25 | 110 | 50 | 2,335 | 5,935 | 3,200 | 6,516 | 25 | - | 50 | 3,275 | 6,591 |
| 1992-93 | 2,650 | 6,550 | 25 | 110 | 50 | 2,835 | 6,735 | 4,000 | 7,316 | 25 | - | 50 | 4,075 | 7,391 |
| 1993-94 | 2,650 | 6,550 | 25 | 110 | 105 | 2,890 | 6,790 | 4,000 | 7,316 | 25 | - | 105 | 4,130 | 7,446 |
| Cortland | | | | | | | | | | | | | | |
| 1980-81 | 900 | 1,500 | 25 | 80 | - | 1,005 | 1,605 | 1,400 | 1,800 | 25 | 80 | - | 1,505 | 1,905 |
| 1981-82 | 1,050 | 1,750 | 25 | 87 | - | 1,162 | 1,862 | 1,700 | 2,185 | 25 | 87 | - | 1,812 | 2,297 |
| 1982-83 | 1,050 | 1,750 | 25 | 87 | - | 1,162 | 1,862 | 1,700 | 2,185 | 25 | 87 | - | 1,812 | 2,297 |
| 1983-84 | 1,350 | 2,650 | 25 | 87 | - | 1,462 | 2,762 | 2,150 | 3,185 | 25 | 87 | - | 2,262 | 3,297 |
| 1984-85 | 1,350 | 3,200 | 25 | 96 | - | 1,471 | 3,321 | 2,150 | 3,735 | 25 | 96 | - | 2,271 | 3,856 |
| 1985-86 | 1,350 | 3,200 | 25 | 103 | - | 1,478 | 3,328 | 2,150 | 3,735 | 25 | 103 | - | 2,278 | 3,863 |
| 1986-87 | 1,350 | 3,200 | 25 | 105 | - | 1,480 | 3,330 | 2,150 | 3,735 | 25 | 105 | - | 2,280 | 3,865 |
| 1987-88 | 1,350 | 3,200 | 25 | 117 | - | 1,492 | 3,342 | 2,150 | 3,735 | 25 | 117 | - | 2,292 | 3,877 |
| 1988-89 | 1,350 | 3,950 | 25 | 117 | - | 1,492 | 4,092 | 2,150 | 4,600 | 25 | 117 | - | 2,292 | 4,742 |
| 1989-90 | 1,350 | 4,700 | 25 | 97 | 56 | 1,528 | 4,878 | 2,150 | 5,465 | 25 | 97 | 56 | 2,328 | 5,643 |
| 1990-91 | 1,500 | 4,850 | 25 | 97 | 60 | 1,682 | 5,032 | 2,300 | 5,615 | 25 | 97 | - | 2,422 | 5,737 |
| 1991-92 | 2,150 | 5,750 | 25 | 97 | 134 | 2,406 | 6,006 | 3,200 | 6,516 | 25 | 97 | - | 3,322 | 6,638 |
| 1992-93 | 2,650 | 6,550 | 25 | 97 | 148 | 2,920 | 6,820 | 4,000 | 7,316 | 25 | 97 | 88 | 4,210 | 7,526 |
| 1993-94 | 2,650 | 6,550 | 25 | 109 | 158 | 2,942 | 6,842 | 4,000 | 7,316 | 25 | 109 | 98 | 4,232 | 7,548 |
| Empire | | | | | | | | | | | | | | |
| 1980-81 | 900 | 1,500 | 25 | - | - | 925 | 1,525 | - | - | - | - | - | - | - |
| 1981-82 | 1,050 | 1,750 | 25 | 12 | - | 1,087 | 1,787 | - | - | - | - | - | - | - |
| 1982-83 | 1,050 | 1,750 | 25 | 12 | - | 1,087 | 1,787 | - | - | - | - | - | - | - |
| 1983-84 | 1,350 | 2,650 | 25 | 12 | - | 1,387 | 2,687 | 2,150 | 3,185 | 25 | - | - | 2,175 | 3,210 |
| 1984-85 | 1,350 | 3,200 | 25 | 12 | - | 1,387 | 3,237 | 2,150 | 3,735 | 25 | - | - | 2,175 | 3,760 |
| 1985-86 | 1,350 | 3,200 | 25 | 12 | - | 1,387 | 3,237 | 2,150 | 3,735 | 25 | 12 | - | 2,187 | 3,772 |
| 1986-87 | 1,350 | 3,200 | 25 | 12 | - | 1,387 | 3,237 | 2,150 | 3,735 | 25 | 12 | - | 2,187 | 3,772 |
| 1987-88 | 1,350 | 3,200 | 25 | 12 | - | 1,387 | 3,237 | 2,150 | 3,735 | 25 | 12 | - | 2,187 | 3,772 |
| 1988-89 | 1,350 | 3,950 | 25 | 12 | - | 1,387 | 3,987 | 2,150 | 4,600 | 25 | 12 | - | 2,187 | 4,637 |
| 1989-90 | 1,350 | 4,700 | 25 | 12 | - | 1,387 | 4,737 | 2,150 | 5,465 | 25 | 12 | - | 2,187 | 5,502 |
| 1990-91 | 1,500 | 4,850 | 25 | 12 | - | 1,537 | 4,887 | 2,300 | 5,615 | 25 | 12 | - | 2,337 | 5,652 |
| 1991-92 | 2,150 | 5,750 | 25 | 12 | - | 2,187 | 5,787 | 3,200 | 6,516 | 25 | 12 | - | 3,237 | 6,553 |
| 1992-93 | 2,650 | 6,550 | 25 | 12 | - | 2,687 | 6,587 | 4,000 | 7,316 | 25 | 12 | - | 4,037 | 7,353 |
| 1993-94 | 2,650 | 6,550 | 25 | 12 | - | 2,687 | 6,587 | 4,000 | 7,316 | 25 | 12 | - | 4,037 | 7,353 |

**Trends in Tuition and Required Fees at the State University of New York
Per Academic Year for Full-time Students: 1980 - 81 through 1993 - 94**

| Academic Year | Full-time Undergraduate Students | | | | | | | Full time Graduate Students | | | | | | |
|---------------------|----------------------------------|--------------|-------------|--------------|------------|----------------|--------------|-----------------------------|--------------|-------------|--------------|------------|----------------|--------------|
| | TUITION | | FEES | | | Tuition + Fees | | TUITION | | FEES | | | Tuition + Fees | |
| | In State | Out of State | College Fee | Activity Fee | Other Fees | In State | Out of State | In State | Out of State | College Fee | Activity Fee | Other Fees | In State | Out of State |
| Fredonia | | | | | | | | | | | | | | |
| 1980-81 | 900 | 1,500 | 25 | 80 | - | 1,005 | 1,605 | 1,400 | 1,800 | 25 | 80 | - | 1,505 | 1,905 |
| 1981-82 | 1,050 | 1,750 | 25 | 80 | - | 1,155 | 1,855 | 1,700 | 2,185 | 25 | 80 | - | 1,805 | 2,290 |
| 1982-83 | 1,050 | 1,750 | 25 | 84 | - | 1,159 | 1,859 | 1,700 | 2,185 | 25 | 84 | - | 1,809 | 2,294 |
| 1983-84 | 1,350 | 2,650 | 25 | 84 | - | 1,459 | 2,759 | 2,150 | 3,185 | 25 | 84 | - | 2,259 | 3,294 |
| 1984-85 | 1,350 | 3,200 | 25 | 100 | - | 1,475 | 3,325 | 2,150 | 3,735 | 25 | 100 | - | 2,275 | 3,860 |
| 1985-86 | 1,350 | 3,200 | 25 | 100 | - | 1,475 | 3,325 | 2,150 | 3,735 | 25 | 100 | - | 2,275 | 3,860 |
| 1986-87 | 1,350 | 3,200 | 25 | 112 | - | 1,487 | 3,337 | 2,150 | 3,735 | 25 | 112 | - | 2,287 | 3,872 |
| 1987-88 | 1,350 | 3,200 | 25 | 112 | - | 1,487 | 3,337 | 2,150 | 3,735 | 25 | 112 | - | 2,287 | 3,872 |
| 1988-89 | 1,350 | 3,950 | 25 | 112 | - | 1,487 | 4,087 | 2,150 | 4,600 | 25 | 112 | - | 2,287 | 4,737 |
| 1989-90 | 1,350 | 4,700 | 25 | 140 | - | 1,515 | 4,865 | 2,150 | 5,465 | 25 | 100 | - | 2,275 | 5,590 |
| 1990-91 | 1,500 | 4,850 | 25 | 154 | - | 1,679 | 5,029 | 2,300 | 5,615 | 25 | 104 | - | 2,429 | 5,744 |
| 1991-92 | 2,150 | 5,750 | 25 | 108 | 120 | 2,403 | 6,003 | 3,200 | 6,516 | 25 | 108 | 70 | 3,403 | 6,719 |
| 1992-93 | 2,650 | 6,550 | 25 | 112 | 139 | 2,926 | 6,826 | 4,000 | 7,316 | 25 | 112 | 85 | 4,222 | 7,538 |
| 1993-94 | 2,650 | 6,550 | 25 | 124 | 160 | 2,959 | 6,859 | 4,000 | 7,316 | 25 | 124 | 100 | 4,249 | 7,565 |
| Geneseo | | | | | | | | | | | | | | |
| 1980-81 | 900 | 1,500 | 25 | 80 | - | 1,005 | 1,605 | 1,400 | 1,800 | 25 | - | - | 1,425 | 1,825 |
| 1981-82 | 1,050 | 1,750 | 25 | 100 | - | 1,175 | 1,875 | 1,700 | 2,185 | 25 | - | - | 1,725 | 2,210 |
| 1982-83 | 1,050 | 1,750 | 25 | 100 | - | 1,175 | 1,875 | 1,700 | 2,185 | 25 | - | - | 1,725 | 2,210 |
| 1983-84 | 1,350 | 2,650 | 25 | 100 | - | 1,475 | 2,775 | 2,150 | 3,185 | 25 | - | - | 2,175 | 3,210 |
| 1984-85 | 1,350 | 3,200 | 25 | 100 | - | 1,475 | 3,325 | 2,150 | 3,735 | 25 | - | - | 2,175 | 3,760 |
| 1985-86 | 1,350 | 3,200 | 25 | 110 | - | 1,485 | 3,335 | 2,150 | 3,735 | 25 | - | - | 2,175 | 3,760 |
| 1986-87 | 1,350 | 3,200 | 25 | 110 | - | 1,485 | 3,335 | 2,150 | 3,735 | 25 | - | - | 2,175 | 3,760 |
| 1987-88 | 1,350 | 3,200 | 25 | 110 | - | 1,485 | 3,335 | 2,150 | 3,735 | 25 | - | - | 2,175 | 3,760 |
| 1988-89 | 1,350 | 3,950 | 25 | 110 | - | 1,485 | 4,085 | 2,150 | 4,600 | 25 | - | - | 2,175 | 4,625 |
| 1989-90 | 1,350 | 4,700 | 25 | 100 | 80 | 1,555 | 4,905 | 2,150 | 5,465 | 25 | - | 40 | 2,215 | 5,530 |
| 1990-91 | 1,500 | 4,850 | 25 | 100 | 100 | 1,725 | 5,075 | 2,300 | 5,615 | 25 | - | 60 | 2,385 | 5,700 |
| 1991-92 | 2,150 | 5,750 | 25 | 120 | 150 | 2,445 | 6,045 | 3,200 | 6,516 | 25 | - | 90 | 3,315 | 6,631 |
| 1992-93 | 2,650 | 6,550 | 25 | 120 | 160 | 2,955 | 6,855 | 4,000 | 7,316 | 25 | - | 100 | 4,125 | 7,441 |
| 1993-94 | 2,650 | 6,550 | 25 | 120 | 160 | 2,955 | 6,855 | 4,000 | 7,316 | 25 | - | 100 | 4,125 | 7,441 |
| New Paltz | | | | | | | | | | | | | | |
| 1980-81 | 900 | 1,500 | 25 | 80 | - | 1,005 | 1,605 | 1,400 | 1,800 | 25 | 80 | - | 1,505 | 1,905 |
| 1981-82 | 1,050 | 1,750 | 25 | 80 | - | 1,155 | 1,855 | 1,700 | 2,185 | 25 | 80 | - | 1,805 | 2,290 |
| 1982-83 | 1,050 | 1,750 | 25 | 80 | - | 1,155 | 1,855 | 1,700 | 2,185 | 25 | 80 | - | 1,805 | 2,290 |
| 1983-84 | 1,350 | 2,650 | 25 | 94 | - | 1,469 | 2,769 | 2,150 | 3,185 | 25 | 94 | - | 2,269 | 3,304 |
| 1984-85 | 1,350 | 3,200 | 25 | 98 | - | 1,473 | 3,323 | 2,150 | 3,735 | 25 | 98 | - | 2,273 | 3,858 |
| 1985-86 | 1,350 | 3,200 | 25 | 102 | - | 1,477 | 3,327 | 2,150 | 3,735 | 25 | 102 | - | 2,277 | 3,862 |
| 1986-87 | 1,350 | 3,200 | 25 | 102 | - | 1,477 | 3,327 | 2,150 | 3,735 | 25 | 102 | - | 2,277 | 3,862 |
| 1987-88 | 1,350 | 3,200 | 25 | 120 | 116 | 1,611 | 3,461 | 2,150 | 3,735 | 25 | 120 | 116 | 2,411 | 3,996 |
| 1988-89 | 1,350 | 3,950 | 25 | 120 | - | 1,495 | 4,095 | 2,150 | 4,600 | 25 | 120 | - | 2,295 | 4,745 |
| 1989-90 | 1,350 | 4,700 | 25 | 120 | - | 1,495 | 4,845 | 2,150 | 5,465 | 25 | 120 | - | 2,295 | 5,610 |
| 1990-91 | 1,500 | 4,850 | 25 | 120 | 36 | 1,681 | 5,031 | 2,300 | 5,615 | 25 | 120 | 36 | 2,481 | 5,796 |
| 1991-92 | 2,150 | 5,750 | 25 | 120 | 126 | 2,421 | 6,021 | 3,200 | 6,516 | 25 | 120 | 126 | 3,471 | 6,787 |
| 1992-93 | 2,650 | 6,550 | 25 | 120 | 126 | 2,921 | 6,821 | 4,000 | 7,316 | 25 | 120 | 126 | 4,271 | 7,587 |
| 1993-94 | 2,650 | 6,550 | 25 | 120 | 130 | 2,925 | 6,825 | 4,000 | 7,316 | 25 | 120 | 130 | 4,275 | 7,591 |
| Old Westbury | | | | | | | | | | | | | | |
| 1980-81 | 900 | 1,500 | 25 | 35 | - | 960 | 1,560 | - | - | - | - | - | - | - |
| 1981-82 | 1,050 | 1,750 | 25 | 35 | - | 1,110 | 1,810 | - | - | - | - | - | - | - |
| 1982-83 | 1,050 | 1,750 | 25 | 35 | - | 1,110 | 1,810 | - | - | - | - | - | - | - |
| 1983-84 | 1,350 | 2,650 | 25 | 35 | - | 1,410 | 2,710 | - | - | - | - | - | - | - |
| 1984-85 | 1,350 | 3,200 | 25 | 50 | - | 1,425 | 3,275 | - | - | - | - | - | - | - |
| 1985-86 | 1,350 | 3,200 | 25 | 70 | - | 1,445 | 3,295 | - | - | - | - | - | - | - |
| 1986-87 | 1,350 | 3,200 | 25 | 70 | - | 1,445 | 3,295 | - | - | - | - | - | - | - |
| 1987-88 | 1,350 | 3,200 | 25 | 70 | - | 1,445 | 3,295 | - | - | - | - | - | - | - |
| 1988-89 | 1,350 | 3,950 | 25 | 70 | - | 1,445 | 4,045 | - | - | - | - | - | - | - |
| 1989-90 | 1,350 | 4,700 | 25 | 35 | - | 1,410 | 4,760 | - | - | - | - | - | - | - |
| 1990-91 | 1,500 | 4,850 | 25 | 70 | 30 | 1,625 | 4,975 | - | - | - | - | - | - | - |
| 1991-92 | 2,150 | 5,750 | 25 | 120 | 103 | 2,398 | 5,998 | - | - | - | - | - | - | - |
| 1992-93 | 2,650 | 6,550 | 25 | 120 | 103 | 2,898 | 6,798 | - | - | - | - | - | - | - |
| 1993-94 | 2,650 | 6,550 | 25 | 120 | 133 | 2,928 | 6,828 | - | - | - | - | - | - | - |

**Trends in Tuition and Required Fees at the State University of New York
Per Academic Year for Full-time Students: 1980 - 81 through 1993 - 94**

| Academic Year | Full-time Undergraduate Students | | | | | | | Full time Graduate Students | | | | | | |
|--------------------|----------------------------------|--------------|-------------|--------------|------------|----------------|--------------|-----------------------------|--------------|-------------|--------------|------------|----------------|--------------|
| | TUITION | | FEES | | | Tuition + Fees | | TUITION | | FEES | | | Tuition + Fees | |
| | In State | Out of State | College Fee | Activity Fee | Other Fees | In State | Out of State | In State | Out of State | College Fee | Activity Fee | Other Fees | In State | Out of State |
| Oneonta | | | | | | | | | | | | | | |
| 1980-81 | 900 | 1,500 | 25 | 75 | - | 1,000 | 1,600 | 1,400 | 1,800 | 25 | 75 | - | 1,500 | 1,900 |
| 1981-82 | 1,050 | 1,750 | 25 | 83 | - | 1,158 | 1,858 | 1,700 | 2,185 | 25 | 83 | - | 1,808 | 2,293 |
| 1982-83 | 1,050 | 1,750 | 25 | 83 | - | 1,158 | 1,858 | 1,700 | 2,185 | 25 | 83 | - | 1,808 | 2,293 |
| 1983-84 | 1,350 | 2,650 | 25 | 85 | - | 1,460 | 2,760 | 2,150 | 3,185 | 25 | 85 | - | 2,260 | 3,295 |
| 1984-85 | 1,350 | 3,200 | 25 | 85 | - | 1,460 | 3,310 | 2,150 | 3,735 | 25 | 85 | - | 2,260 | 3,845 |
| 1985-86 | 1,350 | 3,200 | 25 | 103 | - | 1,478 | 3,328 | 2,150 | 3,735 | 25 | 103 | - | 2,278 | 3,863 |
| 1986-87 | 1,350 | 3,200 | 25 | 93 | 10 | 1,478 | 3,328 | 2,150 | 3,735 | 25 | 93 | 10 | 2,278 | 3,863 |
| 1987-88 | 1,350 | 3,200 | 25 | 119 | 16 | 1,510 | 3,360 | 2,150 | 3,735 | 25 | 119 | 16 | 2,310 | 3,895 |
| 1988-89 | 1,350 | 3,950 | 25 | 119 | 16 | 1,510 | 4,110 | 2,150 | 4,600 | 25 | 119 | 16 | 2,310 | 4,760 |
| 1989-90 | 1,350 | 4,700 | 25 | 91 | 55 | 1,521 | 4,871 | 2,150 | 5,465 | 25 | 91 | 20 | 2,286 | 5,601 |
| 1990-91 | 1,500 | 4,850 | 25 | 91 | 36 | 1,652 | 5,002 | 2,300 | 5,615 | 25 | 91 | 36 | 2,452 | 5,767 |
| 1991-92 | 2,150 | 5,750 | 25 | 91 | 120 | 2,386 | 5,986 | 3,200 | 6,516 | 25 | 91 | 70 | 3,386 | 6,702 |
| 1992-93 | 2,650 | 6,550 | 25 | 101 | 120 | 2,896 | 6,796 | 4,000 | 7,316 | 25 | 101 | 70 | 4,196 | 7,512 |
| 1993-94 | 2,650 | 6,550 | 25 | 101 | 150 | 2,926 | 6,826 | 4,000 | 7,316 | 25 | 101 | 150 | 4,276 | 7,592 |
| Oswego | | | | | | | | | | | | | | |
| 1980-81 | 900 | 1,500 | 25 | 75 | 4 | 1,004 | 1,604 | 1,400 | 1,800 | 25 | - | - | 1,425 | 1,825 |
| 1981-82 | 1,050 | 1,750 | 25 | 75 | - | 1,150 | 1,850 | 1,700 | 2,165 | 25 | - | - | 1,725 | 2,210 |
| 1982-83 | 1,050 | 1,750 | 25 | 75 | - | 1,150 | 1,850 | 1,700 | 2,185 | 25 | - | - | 1,725 | 2,210 |
| 1983-84 | 1,350 | 2,650 | 25 | 35 | - | 1,460 | 2,760 | 2,150 | 3,185 | 25 | - | - | 2,175 | 3,210 |
| 1984-85 | 1,350 | 3,200 | 25 | 85 | - | 1,460 | 3,310 | 2,150 | 3,735 | 25 | - | - | 2,175 | 3,760 |
| 1985-86 | 1,350 | 3,200 | 25 | 90 | - | 1,465 | 3,315 | 2,150 | 3,735 | 25 | - | - | 2,175 | 3,760 |
| 1986-87 | 1,350 | 3,200 | 25 | 95 | - | 1,470 | 3,320 | 2,150 | 3,735 | 25 | 8 | - | 2,183 | 3,768 |
| 1987-88 | 1,350 | 3,200 | 25 | 100 | - | 1,475 | 3,325 | 2,150 | 3,735 | 25 | - | - | 2,175 | 3,760 |
| 1988-89 | 1,350 | 3,950 | 25 | 105 | - | 1,480 | 4,080 | 2,150 | 4,600 | 25 | - | - | 2,175 | 4,625 |
| 1989-90 | 1,350 | 4,700 | 25 | 113 | - | 1,488 | 4,838 | 2,150 | 5,465 | 25 | - | - | 2,175 | 5,490 |
| 1990-91 | 1,500 | 4,850 | 25 | 120 | - | 1,645 | 4,995 | 2,300 | 5,615 | 25 | - | - | 2,325 | 5,640 |
| 1991-92 | 2,150 | 5,750 | 25 | 114 | 130 | 2,419 | 6,019 | 3,200 | 6,516 | 25 | - | 130 | 3,355 | 6,671 |
| 1992-93 | 2,650 | 6,550 | 25 | 120 | 135 | 2,930 | 6,830 | 4,000 | 7,316 | 25 | - | 80 | 4,105 | 7,421 |
| 1993-94 | 2,650 | 6,550 | 25 | 129 | 140 | 2,944 | 6,844 | 4,000 | 7,316 | 25 | - | 80 | 4,105 | 7,421 |
| Plattsburgh | | | | | | | | | | | | | | |
| 1980-81 | 900 | 1,500 | 25 | 75 | - | 1,000 | 1,600 | 1,400 | 1,800 | 25 | 75 | - | 1,500 | 1,900 |
| 1981-82 | 1,050 | 1,750 | 25 | 80 | - | 1,155 | 1,855 | 1,700 | 2,185 | 25 | 80 | - | 1,805 | 2,290 |
| 1982-83 | 1,050 | 1,750 | 25 | 85 | - | 1,160 | 1,860 | 1,700 | 2,185 | 25 | 35 | - | 1,810 | 2,295 |
| 1983-84 | 1,350 | 2,650 | 25 | 93 | - | 1,468 | 2,768 | 2,150 | 3,185 | 25 | 93 | - | 2,268 | 3,303 |
| 1984-85 | 1,350 | 3,200 | 25 | 93 | - | 1,468 | 3,318 | 2,150 | 3,735 | 25 | 93 | - | 2,268 | 3,853 |
| 1985-86 | 1,350 | 3,200 | 25 | 100 | - | 1,475 | 3,325 | 2,150 | 3,735 | 25 | 100 | - | 2,275 | 3,860 |
| 1986-87 | 1,350 | 3,200 | 25 | 100 | 5 | 1,480 | 3,330 | 2,150 | 3,735 | 25 | 100 | - | 2,275 | 3,860 |
| 1987-88 | 1,350 | 3,200 | 25 | 100 | - | 1,475 | 3,325 | 2,150 | 3,735 | 25 | 100 | - | 2,275 | 3,860 |
| 1988-89 | 1,350 | 3,950 | 25 | 110 | - | 1,485 | 4,085 | 2,150 | 4,600 | 25 | 110 | - | 2,285 | 4,735 |
| 1989-90 | 1,350 | 4,700 | 25 | 110 | - | 1,485 | 4,835 | 2,150 | 5,465 | 25 | 110 | - | 2,285 | 5,600 |
| 1990-91 | 1,500 | 4,850 | 25 | 110 | - | 1,635 | 4,985 | 2,300 | 5,615 | 25 | 110 | - | 2,435 | 5,750 |
| 1991-92 | 2,150 | 5,750 | 25 | 110 | 40 | 2,325 | 5,925 | 3,200 | 6,516 | 25 | 110 | 40 | 3,375 | 6,691 |
| 1992-93 | 2,650 | 6,550 | 25 | 110 | 80 | 2,865 | 6,765 | 4,000 | 7,316 | 25 | 110 | 80 | 4,215 | 7,531 |
| 1993-94 | 2,650 | 6,550 | 25 | 110 | 140 | 2,925 | 6,825 | 4,000 | 7,316 | 25 | 110 | 140 | 4,275 | 7,591 |
| Potsdam | | | | | | | | | | | | | | |
| 1980-81 | 900 | 1,500 | 25 | 80 | - | 1,005 | 1,605 | 1,400 | 1,800 | 25 | - | - | 1,425 | 1,825 |
| 1981-82 | 1,050 | 1,750 | 25 | 80 | - | 1,155 | 1,855 | 1,700 | 2,185 | 25 | - | - | 1,725 | 2,210 |
| 1982-83 | 1,050 | 1,750 | 25 | 80 | - | 1,155 | 1,855 | 1,700 | 2,185 | 25 | - | - | 1,725 | 2,210 |
| 1983-84 | 1,350 | 2,650 | 25 | 90 | - | 1,465 | 2,765 | 2,150 | 3,185 | 25 | - | - | 2,175 | 3,210 |
| 1984-85 | 1,350 | 3,200 | 25 | 90 | - | 1,465 | 3,315 | 2,150 | 3,735 | 25 | - | - | 2,175 | 3,760 |
| 1985-86 | 1,350 | 3,200 | 25 | 100 | - | 1,475 | 3,325 | 2,150 | 3,735 | 25 | - | - | 2,175 | 3,760 |
| 1986-87 | 1,350 | 3,200 | 25 | 100 | - | 1,475 | 3,325 | 2,150 | 3,735 | 25 | - | - | 2,175 | 3,760 |
| 1987-88 | 1,350 | 3,200 | 25 | 100 | - | 1,475 | 3,325 | 2,150 | 3,735 | 25 | - | - | 2,175 | 3,760 |
| 1988-89 | 1,350 | 3,950 | 25 | 100 | - | 1,475 | 4,075 | 2,150 | 4,600 | 25 | - | - | 2,175 | 4,625 |
| 1989-90 | 1,350 | 4,700 | 25 | 100 | - | 1,475 | 4,825 | 2,150 | 5,465 | 25 | - | - | 2,175 | 5,490 |
| 1990-91 | 1,500 | 4,850 | 25 | 115 | - | 1,640 | 4,990 | 2,300 | 5,615 | 25 | - | - | 2,325 | 5,640 |
| 1991-92 | 2,150 | 5,750 | 25 | 115 | 90 | 2,380 | 5,980 | 3,200 | 6,516 | 25 | - | 90 | 3,315 | 6,631 |
| 1992-93 | 2,650 | 6,550 | 25 | 115 | 100 | 2,890 | 6,790 | 4,000 | 7,316 | 25 | - | 100 | 4,125 | 7,441 |
| 1993-94 | 2,650 | 6,550 | 25 | 126 | 113 | 2,914 | 6,814 | 4,000 | 7,316 | 25 | - | 113 | 4,138 | 7,454 |

**Trends in Tuition and Required Fees at the State University of New York
Per Academic Year for Full-time Students: 1980 - 81 through 1993 - 94**

| Academic Year | Full-time Undergraduate Students | | | | | | | Full time Graduate Students | | | | | | |
|---|----------------------------------|--------------|-------------|--------------|------------|----------------|--------------|-----------------------------|--------------|-------------|--------------|------------|----------------|--------------|
| | TUITION | | FEES | | | Tuition + Fees | | TUITION | | FEES | | | Tuition + Fees | |
| | In State | Out of State | College Fee | Activity Fee | Other Fees | In State | Out of State | In State | Out of State | College Fee | Activity Fee | Other Fees | In State | Out of State |
| Purchase | | | | | | | | | | | | | | |
| 1980-81 | 900 | 1,500 | 25 | 80 | - | 1,005 | 1,605 | - | - | - | - | - | - | - |
| 1981-82 | 1,050 | 1,750 | 25 | 90 | - | 1,165 | 1,865 | - | - | - | - | - | - | - |
| 1982-83 | 1,050 | 1,750 | 25 | 100 | - | 1,175 | 1,875 | - | - | - | - | - | - | - |
| 1983-84 | 1,350 | 2,650 | 25 | 100 | - | 1,475 | 2,775 | - | - | - | - | - | - | - |
| 1984-85 | 1,350 | 3,200 | 25 | 100 | - | 1,475 | 3,325 | 2,150 | 3,735 | 25 | - | - | 2,175 | 3,760 |
| 1985-86 | 1,350 | 3,200 | 25 | 100 | - | 1,475 | 3,325 | 2,150 | 3,735 | 25 | - | - | 2,175 | 3,760 |
| 1986-87 | 1,350 | 3,200 | 25 | 120 | - | 1,495 | 3,345 | 2,150 | 3,735 | 25 | 120 | - | 2,295 | 3,880 |
| 1987-88 | 1,350 | 3,200 | 25 | 120 | - | 1,495 | 3,345 | 2,150 | 3,735 | 25 | 120 | - | 2,295 | 3,880 |
| 1988-89 | 1,350 | 3,950 | 25 | 120 | - | 1,495 | 4,095 | 2,150 | 4,600 | 25 | 120 | - | 2,295 | 4,745 |
| 1989-90 | 1,350 | 4,700 | 25 | 65 | - | 1,440 | 4,790 | 2,150 | 5,465 | 25 | 65 | - | 2,240 | 5,555 |
| 1990-91 | 1,500 | 4,850 | 25 | 130 | - | 1,655 | 5,005 | 2,300 | 5,615 | 25 | 130 | - | 2,455 | 5,770 |
| 1991-92 | 2,150 | 5,750 | 25 | 120 | 90 | 2,385 | 5,985 | 3,200 | 6,516 | 25 | 120 | 90 | 3,435 | 6,751 |
| 1992-93 | 2,650 | 6,550 | 25 | 120 | 116 | 2,911 | 6,811 | 4,000 | 7,316 | 25 | 120 | 116 | 4,261 | 7,577 |
| 1993-94 | 2,650 | 6,550 | 25 | 120 | 148 | 2,943 | 6,843 | 4,000 | 7,316 | 25 | 120 | 148 | 4,293 | 7,609 |
| HSC's (Average, Brooklyn & Syracuse) | | | | | | | | | | | | | | |
| 1980-81 | 900 | 1,500 | 25 | 55 | - | 980 | 1,580 | 1,400 | 1,800 | 25 | 45 | - | 1,470 | 1,870 |
| 1981-82 | 1,050 | 1,750 | 25 | 58 | - | 1,133 | 1,833 | 1,700 | 2,185 | 25 | 45 | - | 1,770 | 2,255 |
| 1982-83 | 1,050 | 1,750 | 25 | 59 | - | 1,134 | 1,834 | 1,700 | 2,185 | 25 | 45 | - | 1,770 | 2,255 |
| 1983-84 | 1,350 | 2,650 | 25 | 68 | - | 1,443 | 2,743 | 2,150 | 3,185 | 25 | 50 | - | 2,225 | 3,260 |
| 1984-85 | 1,350 | 3,200 | 25 | 68 | - | 1,443 | 3,293 | 2,150 | 3,735 | 25 | 60 | - | 2,235 | 3,820 |
| 1985-86 | 1,350 | 3,200 | 25 | 83 | - | 1,458 | 3,308 | 2,150 | 3,735 | 25 | 65 | - | 2,240 | 3,825 |
| 1986-87 | 1,350 | 3,200 | 25 | 88 | - | 1,463 | 3,313 | 2,150 | 3,735 | 25 | 70 | - | 2,245 | 3,830 |
| 1987-88 | 1,350 | 3,200 | 25 | 83 | - | 1,458 | 3,308 | 2,150 | 3,735 | 25 | 70 | - | 2,245 | 3,830 |
| 1988-89 | 1,350 | 3,950 | 25 | 83 | - | 1,458 | 4,058 | 2,150 | 4,600 | 25 | 70 | - | 2,245 | 4,695 |
| 1989-90 | 1,350 | 4,700 | 25 | 78 | - | 1,453 | 4,803 | 2,150 | 5,465 | 25 | 70 | - | 2,245 | 5,560 |
| 1990-91 | 1,500 | 4,850 | 25 | 105 | - | 1,630 | 4,980 | 2,300 | 5,615 | 25 | 88 | - | 2,413 | 5,728 |
| 1991-92 | 2,150 | 5,750 | 25 | 105 | 70 | 2,350 | 5,950 | 3,200 | 6,516 | 25 | 88 | 70 | 3,383 | 6,699 |
| 1992-93 | 2,650 | 6,550 | 25 | 105 | 95 | 2,875 | 6,775 | 4,000 | 7,316 | 25 | 88 | 95 | 4,208 | 7,524 |
| 1993-94 | 2,650 | 6,550 | 25 | 105 | 95 | 2,875 | 6,775 | 4,000 | 7,316 | 25 | 80 | 95 | 4,200 | 7,516 |
| Brooklyn HSC | | | | | | | | | | | | | | |
| 1980-81 | 900 | 1,500 | 25 | 55 | - | 980 | 1,580 | 1,400 | 1,800 | 25 | 35 | - | 1,460 | 1,860 |
| 1981-82 | 1,050 | 1,750 | 25 | 61 | - | 1,136 | 1,836 | 1,700 | 2,185 | 25 | 35 | - | 1,760 | 2,245 |
| 1982-83 | 1,050 | 1,750 | 25 | 60 | - | 1,135 | 1,835 | 1,700 | 2,185 | 25 | 35 | - | 1,760 | 2,245 |
| 1983-84 | 1,350 | 2,650 | 25 | 80 | - | 1,455 | 2,755 | 2,150 | 3,185 | 25 | 45 | - | 2,220 | 3,255 |
| 1984-85 | 1,350 | 3,200 | 25 | 80 | - | 1,455 | 3,305 | 2,150 | 3,735 | 25 | 65 | - | 2,240 | 3,825 |
| 1985-86 | 1,350 | 3,200 | 25 | 100 | - | 1,475 | 3,325 | 2,150 | 3,735 | 25 | 65 | - | 2,240 | 3,825 |
| 1986-87 | 1,350 | 3,200 | 25 | 110 | - | 1,485 | 3,335 | 2,150 | 3,735 | 25 | 75 | - | 2,250 | 3,835 |
| 1987-88 | 1,350 | 3,200 | 25 | 100 | - | 1,475 | 3,325 | 2,150 | 3,735 | 25 | 75 | - | 2,250 | 3,835 |
| 1988-89 | 1,350 | 3,950 | 25 | 100 | - | 1,475 | 4,075 | 2,150 | 4,600 | 25 | 75 | - | 2,250 | 4,700 |
| 1989-90 | 1,350 | 4,700 | 25 | 90 | - | 1,465 | 4,815 | 2,150 | 5,465 | 25 | 75 | - | 2,250 | 5,565 |
| 1990-91 | 1,500 | 4,850 | 25 | 110 | - | 1,635 | 4,985 | 2,300 | 5,615 | 25 | 75 | - | 2,400 | 5,715 |
| 1991-92 | 2,150 | 5,750 | 25 | 110 | 50 | 2,335 | 5,935 | 3,200 | 6,516 | 25 | 75 | 50 | 3,350 | 6,666 |
| 1992-93 | 2,650 | 6,550 | 25 | 110 | 100 | 2,885 | 6,785 | 4,000 | 7,316 | 25 | 75 | 100 | 4,200 | 7,516 |
| 1993-94 | 2,650 | 6,550 | 25 | 110 | 100 | 2,885 | 6,785 | 4,000 | 7,316 | 25 | 60 | 100 | 4,185 | 7,501 |
| Syracuse HSC | | | | | | | | | | | | | | |
| 1980-81 | 900 | 1,500 | 25 | 55 | - | 980 | 1,580 | 1,400 | 1,800 | 25 | 55 | - | 1,480 | 1,880 |
| 1981-82 | 1,050 | 1,750 | 25 | 55 | - | 1,130 | 1,830 | 1,700 | 2,185 | 25 | 55 | - | 1,780 | 2,265 |
| 1982-83 | 1,050 | 1,750 | 25 | 58 | - | 1,133 | 1,833 | 1,700 | 2,185 | 25 | 55 | - | 1,780 | 2,265 |
| 1983-84 | 1,350 | 2,650 | 25 | 55 | - | 1,430 | 2,730 | 2,150 | 3,185 | 25 | 55 | - | 2,230 | 3,265 |
| 1984-85 | 1,350 | 3,200 | 25 | 55 | - | 1,430 | 3,280 | 2,150 | 3,735 | 25 | 55 | - | 2,230 | 3,815 |
| 1985-86 | 1,350 | 3,200 | 25 | 65 | - | 1,440 | 3,290 | 2,150 | 3,735 | 25 | 65 | - | 2,240 | 3,825 |
| 1986-87 | 1,350 | 3,200 | 25 | 65 | - | 1,440 | 3,290 | 2,150 | 3,735 | 25 | 65 | - | 2,240 | 3,825 |
| 1987-88 | 1,350 | 3,200 | 25 | 65 | - | 1,440 | 3,290 | 2,150 | 3,735 | 25 | 65 | - | 2,240 | 3,825 |
| 1988-89 | 1,350 | 3,950 | 25 | 65 | - | 1,440 | 4,040 | 2,150 | 4,600 | 25 | 65 | - | 2,240 | 4,690 |
| 1989-90 | 1,350 | 4,700 | 25 | 65 | - | 1,440 | 4,790 | 2,150 | 5,465 | 25 | 65 | - | 2,240 | 5,555 |
| 1990-91 | 1,500 | 4,850 | 25 | 100 | - | 1,625 | 4,975 | 2,300 | 5,615 | 25 | 100 | - | 2,425 | 5,740 |
| 1991-92 | 2,150 | 5,750 | 25 | 100 | 90 | 2,365 | 5,965 | 3,200 | 6,516 | 25 | 100 | 90 | 3,415 | 6,731 |
| 1992-93 | 2,650 | 6,550 | 25 | 100 | 90 | 2,865 | 6,765 | 4,000 | 7,316 | 25 | 100 | 90 | 4,215 | 7,531 |
| 1993-94 | 2,650 | 6,550 | 25 | 100 | 90 | 2,865 | 6,765 | 4,000 | 7,316 | 25 | 100 | 90 | 4,215 | 7,531 |

**Trends in Tuition and Required Fees at the State University of New York
Per Academic Year for Full-time Students: 1980 - 81 through 1993 - 94**

| Academic Year | Full-time Undergraduate Students | | | | | | | Full time Graduate Students | | | | | | |
|------------------------------|----------------------------------|--------------|-------------|--------------|------------|----------------|--------------|-----------------------------|--------------|-------------|--------------|------------|----------------|--------------|
| | TUITION | | FEES | | | Tuition + Fees | | TUITION | | FEES | | | Tuition + Fees | |
| | In State | Out of State | College Fee | Activity Fee | Other Fees | In State | Out of State | In State | Out of State | College Fee | Activity Fee | Other Fees | In State | Out of State |
| Specialized (Average) | | | | | | | | | | | | | | |
| 1980-81 | 900 | 1,500 | 25 | 65 | - | 990 | 1,590 | 1,400 | 1,800 | 25 | 28 | - | 1,432 | 1,832 |
| 1981-82 | 1,050 | 1,750 | 25 | 77 | - | 1,152 | 1,852 | 1,700 | 2,185 | 25 | 30 | - | 1,733 | 2,218 |
| 1982-83 | 1,050 | 1,750 | 25 | 77 | 75 | 1,177 | 1,877 | 1,700 | 2,185 | 25 | 30 | - | 1,733 | 2,218 |
| 1983-84 | 1,350 | 2,650 | 25 | 82 | 75 | 1,482 | 2,782 | 2,150 | 3,185 | 25 | 36 | - | 2,184 | 3,219 |
| 1984-85 | 1,350 | 3,200 | 25 | 85 | 95 | 1,492 | 3,342 | 2,150 | 3,735 | 25 | 42 | - | 2,186 | 3,771 |
| 1985-86 | 1,350 | 3,200 | 25 | 92 | 30 | 1,477 | 3,327 | 2,150 | 3,735 | 25 | 53 | - | 2,201 | 3,786 |
| 1986-87 | 1,350 | 3,200 | 25 | 92 | 40 | 1,493 | 3,343 | 2,150 | 3,735 | 25 | 44 | - | 2,197 | 3,782 |
| 1987-88 | 1,350 | 3,200 | 25 | 92 | 76 | 1,517 | 3,367 | 2,150 | 3,735 | 25 | 44 | 25 | 2,203 | 3,788 |
| 1988-89 | 1,350 | 3,950 | 25 | 92 | 150 | 1,517 | 4,117 | 2,150 | 4,600 | 25 | 35 | - | 2,184 | 4,634 |
| 1989-90 | 1,350 | 4,700 | 25 | 68 | 95 | 1,537 | 4,887 | 2,150 | 5,465 | 25 | 20 | 19 | 2,189 | 5,504 |
| 1990-91 | 1,500 | 4,850 | 25 | 63 | 110 | 1,698 | 5,048 | 2,300 | 5,615 | 25 | 53 | 20 | 2,366 | 5,681 |
| 1991-92 | 2,150 | 5,750 | 25 | 72 | 259 | 2,506 | 6,106 | 3,200 | 6,516 | 25 | 54 | 177 | 3,354 | 6,670 |
| 1992-93 | 2,650 | 6,550 | 25 | 75 | 292 | 3,042 | 6,942 | 4,000 | 7,316 | 25 | 28 | 142 | 4,138 | 7,454 |
| 1993-94 | 2,650 | 6,550 | 25 | 109 | 270 | 3,054 | 6,954 | 4,000 | 7,316 | 25 | 69 | 113 | 4,144 | 7,460 |
| Forestry | | | | | | | | | | | | | | |
| 1980-81 | 900 | 1,500 | 25 | 45 | - | 970 | 1,570 | 1,400 | 1,800 | 25 | 28 | - | 1,453 | 1,853 |
| 1981-82 | 1,050 | 1,750 | 25 | 51 | - | 1,126 | 1,826 | 1,700 | 2,185 | 25 | 30 | - | 1,755 | 2,240 |
| 1982-83 | 1,050 | 1,750 | 25 | 50 | - | 1,125 | 1,825 | 1,700 | 2,185 | 25 | 30 | - | 1,755 | 2,240 |
| 1983-84 | 1,350 | 2,650 | 25 | 57 | - | 1,432 | 2,732 | 2,150 | 3,185 | 25 | 36 | - | 2,211 | 3,246 |
| 1984-85 | 1,350 | 3,200 | 25 | 65 | - | 1,440 | 3,290 | 2,150 | 3,735 | 25 | 42 | - | 2,217 | 3,802 |
| 1985-86 | 1,350 | 3,200 | 25 | 65 | - | 1,440 | 3,290 | 2,150 | 3,735 | 25 | 35 | - | 2,210 | 3,795 |
| 1986-87 | 1,350 | 3,200 | 25 | 65 | - | 1,440 | 3,290 | 2,150 | 3,735 | 25 | 35 | - | 2,210 | 3,795 |
| 1987-88 | 1,350 | 3,200 | 25 | 65 | - | 1,440 | 3,290 | 2,150 | 3,735 | 25 | 35 | - | 2,210 | 3,795 |
| 1988-89 | 1,350 | 3,950 | 25 | 65 | - | 1,440 | 4,040 | 2,150 | 4,600 | 25 | 35 | - | 2,210 | 4,660 |
| 1989-90 | 1,350 | 4,700 | 25 | 38 | 27 | 1,440 | 4,790 | 2,150 | 5,465 | 25 | 20 | 15 | 2,210 | 5,525 |
| 1990-91 | 1,500 | 4,850 | 25 | 25 | 65 | 1,615 | 4,965 | 2,300 | 5,615 | 25 | 25 | 10 | 2,360 | 5,675 |
| 1991-92 | 2,150 | 5,750 | 25 | 50 | 212 | 2,437 | 6,037 | 3,200 | 6,516 | 25 | 25 | 218 | 3,468 | 6,784 |
| 1992-93 | 2,650 | 6,550 | 25 | 60 | 202 | 2,937 | 6,837 | 4,000 | 7,316 | 25 | 28 | 190 | 4,243 | 7,559 |
| 1993-94 | 2,650 | 6,550 | 25 | 87 | 175 | 2,937 | 6,837 | 4,000 | 7,316 | 25 | 43 | 175 | 4,243 | 7,559 |
| Maritime | | | | | | | | | | | | | | |
| 1980-81 | 900 | 1,500 | 25 | 80 | - | 1,005 | 1,605 | 1,400 | 1,800 | 25 | - | - | 1,425 | 1,825 |
| 1981-82 | 1,050 | 1,750 | 25 | 100 | - | 1,175 | 1,875 | 1,700 | 2,185 | 25 | - | - | 1,725 | 2,210 |
| 1982-83 | 1,050 | 1,750 | 25 | 100 | 75 | 1,250 | 1,950 | 1,700 | 2,185 | 25 | - | - | 1,725 | 2,210 |
| 1983-84 | 1,350 | 2,650 | 25 | 100 | 75 | 1,550 | 2,850 | 2,150 | 3,185 | 25 | - | - | 2,175 | 3,210 |
| 1984-85 | 1,350 | 3,200 | 25 | 100 | 95 | 1,570 | 3,420 | 2,150 | 3,735 | 25 | - | - | 2,175 | 3,760 |
| 1985-86 | 1,350 | 3,200 | 25 | 120 | 30 | 1,525 | 3,375 | 2,150 | 3,735 | 25 | - | - | 2,175 | 3,760 |
| 1986-87 | 1,350 | 3,200 | 25 | 120 | 55 | 1,550 | 3,400 | 2,150 | 3,735 | 25 | - | - | 2,175 | 3,760 |
| 1987-88 | 1,350 | 3,200 | 25 | 120 | 110 | 1,605 | 3,455 | 2,150 | 3,735 | 25 | - | - | 2,175 | 3,760 |
| 1988-89 | 1,350 | 3,950 | 25 | 120 | 150 | 1,645 | 4,245 | 2,150 | 4,600 | 25 | - | - | 2,175 | 4,625 |
| 1989-90 | 1,350 | 4,700 | 25 | 75 | 235 | 1,685 | 5,035 | 2,150 | 5,465 | 25 | - | - | 2,175 | 5,490 |
| 1990-91 | 1,500 | 4,850 | 25 | 75 | 220 | 1,820 | 5,170 | 2,300 | 5,615 | 25 | - | 5 | 2,330 | 5,645 |
| 1991-92 | 2,150 | 5,750 | 25 | 75 | 430 | 2,680 | 6,280 | 3,200 | 6,516 | 25 | - | - | 3,225 | 6,541 |
| 1992-93 | 2,650 | 6,550 | 25 | 75 | 485 | 3,235 | 7,135 | 4,000 | 7,316 | 25 | - | - | 4,025 | 7,341 |
| 1993-94 | 2,650 | 6,550 | 25 | 150 | 485 | 3,310 | 7,210 | 4,000 | 7,316 | 25 | - | 13 | 4,038 | 7,354 |
| Optometry | | | | | | | | | | | | | | |
| 1980-81 | - | - | - | - | - | - | - | 1,400 | 1,800 | 25 | - | - | 1,425 | 1,825 |
| 1981-82 | - | - | - | - | - | - | - | 1,700 | 2,185 | 25 | - | - | 1,725 | 2,210 |
| 1982-83 | - | - | - | - | - | - | - | 1,700 | 2,185 | 25 | - | - | 1,725 | 2,210 |
| 1983-84 | - | - | - | - | - | - | - | 2,150 | 3,185 | 25 | - | - | 2,175 | 3,210 |
| 1984-85 | - | - | - | - | - | - | - | 2,150 | 3,735 | 25 | - | - | 2,175 | 3,760 |
| 1985-86 | - | - | - | - | - | - | - | 2,150 | 3,735 | 25 | 70 | - | 2,245 | 3,830 |
| 1986-87 | - | - | - | - | - | - | - | 2,150 | 3,735 | 25 | 53 | - | 2,228 | 3,813 |
| 1987-88 | - | - | - | - | - | - | - | 2,150 | 3,735 | 25 | 53 | - | 2,228 | 3,813 |
| 1988-89 | - | - | - | - | - | - | - | 2,150 | 4,600 | 25 | - | - | 2,175 | 4,625 |
| 1989-90 | - | - | - | - | - | - | - | 2,150 | 5,465 | 25 | - | - | 2,175 | 5,490 |
| 1990-91 | - | - | - | - | - | - | - | 2,300 | 5,615 | 25 | 80 | - | 2,405 | 5,720 |
| 1991-92 | - | - | - | - | - | - | - | 3,200 | 6,516 | 25 | 46 | - | 3,271 | 6,587 |
| 1992-93 | - | - | - | - | - | - | - | 4,000 | 7,316 | 25 | - | 95 | 4,120 | 7,436 |
| 1993-94 | - | - | - | - | - | - | - | 4,000 | 7,316 | 25 | 95 | - | 4,120 | 7,436 |

**Trends in Tuition and Required Fees at the State University of New York
Per Academic Year for Full-time Students: 1980 - 81 through 1993 - 94**

| Academic Year | Full-time Undergraduate Students | | | | | | | Full time Graduate Students | | | | | | |
|--|----------------------------------|--------------|-------------|--------------|------------|----------------|--------------|-----------------------------|--------------|-------------|--------------|------------|----------------|--------------|
| | TUITION | | FEES | | | Tuition + Fees | | TUITION | | FEES | | | Tuition + Fees | |
| | In State | Out of State | College Fee | Activity Fee | Other Fees | In State | Out of State | In State | Out of State | College Fee | Activity Fee | Other Fees | In State | Out of State |
| Utica-Rome | | | | | | | | | | | | | | |
| 1980-81 | 900 | 1,500 | 25 | 70 | - | 995 | 1,595 | 1,400 | 1,800 | 25 | - | - | 1,425 | 1,825 |
| 1981-82 | 1,050 | 1,750 | 25 | 80 | - | 1,155 | 1,855 | 1,700 | 2,185 | 25 | - | - | 1,725 | 2,210 |
| 1982-83 | 1,050 | 1,750 | 25 | 80 | - | 1,155 | 1,855 | 1,700 | 2,185 | 25 | - | - | 1,725 | 2,210 |
| 1983-84 | 1,350 | 2,650 | 25 | 90 | - | 1,465 | 2,765 | 2,150 | 3,185 | 25 | - | - | 2,175 | 3,210 |
| 1984-85 | 1,350 | 3,200 | 25 | 90 | - | 1,465 | 3,315 | 2,150 | 3,735 | 25 | - | - | 2,175 | 3,760 |
| 1985-86 | 1,350 | 3,200 | 25 | 90 | - | 1,465 | 3,315 | 2,150 | 3,735 | 25 | - | - | 2,175 | 3,760 |
| 1986-87 | 1,350 | 3,200 | 25 | 90 | 25 | 1,490 | 3,340 | 2,150 | 3,735 | 25 | - | - | 2,175 | 3,760 |
| 1987-88 | 1,350 | 3,200 | 25 | 90 | 41 | 1,506 | 3,356 | 2,150 | 3,735 | 25 | - | 25 | 2,200 | 3,785 |
| 1988-89 | 1,350 | 3,950 | 25 | 90 | - | 1,465 | 4,065 | 2,150 | 4,600 | 25 | - | - | 2,175 | 4,625 |
| 1989-90 | 1,350 | 4,700 | 25 | 90 | 22 | 1,487 | 4,837 | 2,150 | 5,465 | 25 | - | 22 | 2,197 | 5,512 |
| 1990-91 | 1,500 | 4,850 | 25 | 90 | 45 | 1,660 | 5,010 | 2,300 | 5,615 | 25 | - | 45 | 2,370 | 5,685 |
| 1991-92 | 2,150 | 5,750 | 25 | 90 | 135 | 2,400 | 6,000 | 3,200 | 6,516 | 25 | 90 | 135 | 3,450 | 6,766 |
| 1992-93 | 2,650 | 6,550 | 25 | 90 | 190 | 2,955 | 6,855 | 4,000 | 7,316 | 25 | - | 140 | 4,165 | 7,481 |
| 1993-94 | 2,650 | 6,550 | 25 | 90 | 150 | 2,915 | 6,815 | 4,000 | 7,316 | 25 | - | 150 | 4,175 | 7,491 |
| Statutorily (Average) | | | | | | | | | | | | | | |
| 1980-81 | 2,174 | 3,539 | - | - | - | 2,174 | 3,539 | 2,872 | 2,952 | - | - | - | 2,872 | 2,952 |
| 1981-82 | 2,556 | 4,096 | - | - | - | 2,556 | 4,096 | 3,369 | 3,469 | - | - | - | 3,369 | 3,469 |
| 1982-83 | 2,950 | 4,725 | - | - | - | 2,950 | 4,725 | 3,880 | 3,980 | - | - | - | 3,880 | 3,980 |
| 1983-84 | 3,368 | 5,375 | - | - | - | 3,368 | 5,375 | 4,406 | 4,526 | - | - | - | 4,406 | 4,526 |
| 1984-85 | 3,658 | 5,976 | - | - | - | 3,658 | 5,976 | 4,900 | 5,060 | - | - | - | 4,900 | 5,060 |
| 1985-86 | 3,945 | 6,540 | - | - | - | 3,945 | 6,540 | 5,172 | 5,352 | - | - | - | 5,172 | 5,352 |
| 1986-87 | 4,231 | 7,150 | - | - | - | 4,231 | 7,150 | 5,515 | 5,720 | - | - | - | 5,515 | 5,720 |
| 1987-88 | 4,480 | 7,689 | - | - | - | 4,480 | 7,689 | 5,837 | 6,092 | - | - | - | 5,837 | 6,092 |
| 1988-89 | 4,819 | 8,300 | - | 40 | - | 4,849 | 8,330 | 6,394 | 6,394 | - | 24 | - | 6,413 | 6,413 |
| 1989-90 | 5,196 | 8,955 | - | 40 | - | 5,226 | 8,985 | 6,726 | 6,726 | - | 24 | - | 6,745 | 6,745 |
| 1990-91 | 5,538 | 9,680 | - | 71 | - | 5,608 | 9,751 | 7,030 | 7,030 | - | 52 | - | 7,082 | 7,082 |
| 1991-92 | 6,100 | 10,763 | - | 71 | - | 6,171 | 10,833 | 7,582 | 7,582 | - | 52 | - | 7,634 | 7,634 |
| 1992-93 | 6,646 | 11,934 | - | 92 | - | 6,738 | 12,026 | 8,358 | 8,358 | - | 46 | - | 8,404 | 8,404 |
| 1993-94 | 7,008 | 12,655 | - | 142 | - | 7,150 | 12,797 | 8,814 | 8,814 | - | 106 | - | 8,920 | 8,920 |
| Agriculture & Life Sciences | | | | | | | | | | | | | | |
| 1980-81 | 2,470 | 4,090 | - | - | - | 2,470 | 4,090 | 2,808 | 2,808 | - | - | - | 2,808 | 2,808 |
| 1981-82 | 2,880 | 4,700 | - | - | - | 2,880 | 4,700 | 3,300 | 3,300 | - | - | - | 3,300 | 3,300 |
| 1982-83 | 3,300 | 5,350 | - | - | - | 3,300 | 5,350 | 3,800 | 3,800 | - | - | - | 3,800 | 3,800 |
| 1983-84 | 3,740 | 6,050 | - | - | - | 3,740 | 6,050 | 4,310 | 4,310 | - | - | - | 4,310 | 4,310 |
| 1984-85 | 4,060 | 6,784 | - | - | - | 4,060 | 6,784 | 4,782 | 4,782 | - | - | - | 4,782 | 4,782 |
| 1985-86 | 4,360 | 7,420 | - | - | - | 4,360 | 7,420 | 5,020 | 5,020 | - | - | - | 5,020 | 5,020 |
| 1986-87 | 4,650 | 8,100 | - | - | - | 4,650 | 8,100 | 5,400 | 5,400 | - | - | - | 5,400 | 5,400 |
| 1987-88 | 4,882 | 8,668 | - | - | - | 4,882 | 8,668 | 5,670 | 5,670 | - | - | - | 5,670 | 5,670 |
| 1988-89 | 5,200 | 9,300 | - | 40 | - | 5,240 | 9,340 | 6,040 | 6,040 | - | 24 | - | 6,064 | 6,064 |
| 1989-90 | 5,570 | 10,040 | - | 40 | - | 5,610 | 10,080 | 6,460 | 6,460 | - | 24 | - | 6,484 | 6,484 |
| 1990-91 | 5,900 | 10,840 | - | 44 | - | 5,944 | 10,984 | 6,800 | 6,800 | - | 28 | - | 6,828 | 6,828 |
| 1991-92 | 6,450 | 11,950 | - | 44 | - | 6,494 | 11,994 | 7,440 | 7,440 | - | 28 | - | 7,468 | 7,468 |
| 1992-93 | 7,000 | 13,250 | - | 56 | - | 7,056 | 13,306 | 8,200 | 8,200 | - | 32 | - | 8,232 | 8,232 |
| 1993-94 | 7,370 | 14,050 | - | 56 | - | 7,426 | 14,106 | 8,620 | 8,620 | - | 32 | - | 8,652 | 8,652 |
| Ceramics | | | | | | | | | | | | | | |
| 1980-81 | 1,285 | 1,885 | - | - | - | 1,285 | 1,885 | 1,685 | 2,085 | - | - | - | 1,685 | 2,085 |
| 1981-82 | 1,585 | 2,285 | - | - | - | 1,585 | 2,285 | 1,985 | 2,485 | - | - | - | 1,985 | 2,485 |
| 1982-83 | 1,900 | 2,850 | - | - | - | 1,900 | 2,850 | 2,400 | 2,900 | - | - | - | 2,400 | 2,900 |
| 1983-84 | 2,250 | 3,350 | - | - | - | 2,250 | 3,350 | 2,750 | 3,350 | - | - | - | 2,750 | 3,350 |
| 1984-85 | 2,450 | 3,550 | - | - | - | 2,450 | 3,550 | 3,150 | 3,950 | - | - | - | 3,150 | 3,950 |
| 1985-86 | 2,700 | 3,900 | - | - | - | 2,700 | 3,900 | 3,400 | 4,300 | - | - | - | 3,400 | 4,300 |
| 1986-87 | 2,975 | 4,300 | - | - | - | 2,975 | 4,300 | 3,675 | 4,700 | - | - | - | 3,675 | 4,700 |
| 1987-88 | 3,275 | 4,750 | - | - | - | 3,275 | 4,750 | 4,175 | 5,450 | - | - | - | 4,175 | 5,450 |
| 1988-89 | 3,675 | 5,300 | - | - | - | 3,675 | 5,300 | 5,850 | 5,850 | - | - | - | 5,850 | 5,850 |
| 1989-90 | 4,075 | 5,700 | - | - | - | 4,075 | 5,700 | 6,250 | 6,250 | - | - | - | 6,250 | 6,250 |
| 1990-91 | 4,450 | 6,200 | - | 150 | - | 4,600 | 6,350 | 6,750 | 6,750 | - | 150 | - | 6,900 | 6,900 |
| 1991-92 | 5,050 | 7,200 | - | 150 | - | 5,200 | 7,350 | 7,290 | 7,290 | - | 150 | - | 7,440 | 7,440 |
| 1992-93 | 5,585 | 7,985 | - | 200 | - | 5,785 | 8,185 | 8,090 | 8,090 | - | 100 | - | 8,190 | 8,190 |
| 1993-94 | 5,920 | 8,470 | - | 400 | - | 6,320 | 8,870 | 8,660 | 8,660 | - | 400 | - | 9,060 | 9,060 |

**Trends in Tuition and Required Fees at the State University of New York
Per Academic Year for Full-time Students: 1980 - 81 through 1993 - 94**

| Academic Year | Full-time Undergraduate Students | | | | | | | Full time Graduate Students | | | | | | |
|--|----------------------------------|--------------|-------------|--------------|------------|----------------|--------------|-----------------------------|--------------|-------------|--------------|------------|----------------|--------------|
| | TUITION | | FEES | | | Tuition + Fees | | TUITION | | FEES | | | Tuition + Fees | |
| | In State | Out of State | College Fee | Activity Fee | Other Fees | In State | Out of State | In State | Out of State | College Fee | Activity Fee | Other Fees | In State | Out of State |
| Human Ecology | | | | | | | | | | | | | | |
| 1980-81 | 2,470 | 4,090 | - | - | - | 2,470 | 4,090 | 2,808 | 2,808 | - | - | - | 2,808 | 2,808 |
| 1981-82 | 2,880 | 4,700 | - | - | - | 2,880 | 4,700 | 3,300 | 3,300 | - | - | - | 3,300 | 3,300 |
| 1982-83 | 3,300 | 5,350 | - | - | - | 3,300 | 5,350 | 3,800 | 3,800 | - | - | - | 3,800 | 3,800 |
| 1983-84 | 3,740 | 6,050 | - | - | - | 3,740 | 6,050 | 4,310 | 4,310 | - | - | - | 4,310 | 4,310 |
| 1984-85 | 4,060 | 6,784 | - | - | - | 4,060 | 6,784 | 4,782 | 4,782 | - | - | - | 4,782 | 4,782 |
| 1985-86 | 4,360 | 7,420 | - | - | - | 4,360 | 7,420 | 5,020 | 5,020 | - | - | - | 5,020 | 5,020 |
| 1986-87 | 4,650 | 8,100 | - | - | - | 4,650 | 8,100 | 5,400 | 5,400 | - | - | - | 5,400 | 5,400 |
| 1987-88 | 4,882 | 8,668 | - | - | - | 4,882 | 8,668 | 5,670 | 5,670 | - | - | - | 5,670 | 5,670 |
| 1988-89 | 5,200 | 9,300 | - | 40 | - | 5,240 | 9,340 | 6,040 | 6,040 | - | 24 | - | 6,064 | 6,064 |
| 1989-90 | 5,570 | 10,040 | - | 40 | - | 5,610 | 10,080 | 6,460 | 6,460 | - | 24 | - | 6,484 | 6,484 |
| 1990-91 | 5,900 | 10,840 | - | 44 | - | 5,944 | 10,884 | 6,800 | 6,800 | - | 28 | - | 6,828 | 6,828 |
| 1991-92 | 6,450 | 11,950 | - | 44 | - | 6,494 | 11,994 | 7,440 | 7,440 | - | 28 | - | 7,468 | 7,468 |
| 1992-93 | 7,000 | 13,250 | - | 56 | - | 7,056 | 13,306 | 8,200 | 8,200 | - | 32 | - | 8,232 | 8,232 |
| 1993-94 | 7,370 | 14,050 | - | 56 | - | 7,426 | 14,106 | 8,620 | 8,620 | - | 32 | - | 8,652 | 8,652 |
| Industrial & Labor Relations | | | | | | | | | | | | | | |
| 1980-81 | 2,470 | 4,090 | - | - | - | 2,470 | 4,090 | 2,808 | 2,808 | - | - | - | 2,808 | 2,808 |
| 1981-82 | 2,880 | 4,700 | - | - | - | 2,880 | 4,700 | 3,300 | 3,300 | - | - | - | 3,300 | 3,300 |
| 1982-83 | 3,300 | 5,350 | - | - | - | 3,300 | 5,350 | 3,800 | 3,800 | - | - | - | 3,800 | 3,800 |
| 1983-84 | 3,740 | 6,050 | - | - | - | 3,740 | 6,050 | 4,310 | 4,310 | - | - | - | 4,310 | 4,310 |
| 1984-85 | 4,060 | 6,784 | - | - | - | 4,060 | 6,784 | 4,782 | 4,782 | - | - | - | 4,782 | 4,782 |
| 1985-86 | 4,360 | 7,420 | - | - | - | 4,360 | 7,420 | 5,020 | 5,020 | - | - | - | 5,020 | 5,020 |
| 1986-87 | 4,650 | 8,100 | - | - | - | 4,650 | 8,100 | 5,400 | 5,400 | - | - | - | 5,400 | 5,400 |
| 1987-88 | 4,882 | 8,668 | - | - | - | 4,882 | 8,668 | 5,670 | 5,670 | - | - | - | 5,670 | 5,670 |
| 1988-89 | 5,200 | 9,300 | - | 40 | - | 5,240 | 9,340 | 6,040 | 6,040 | - | 24 | - | 6,064 | 6,064 |
| 1989-90 | 5,570 | 10,040 | - | 40 | - | 5,610 | 10,080 | 6,460 | 6,460 | - | 24 | - | 6,484 | 6,484 |
| 1990-91 | 5,900 | 10,840 | - | 44 | - | 5,944 | 10,884 | 6,800 | 6,800 | - | 28 | - | 6,828 | 6,828 |
| 1991-92 | 6,450 | 11,950 | - | 44 | - | 6,494 | 11,994 | 7,440 | 7,440 | - | 28 | - | 7,468 | 7,468 |
| 1992-93 | 7,000 | 13,250 | - | 56 | - | 7,056 | 13,306 | 8,200 | 8,200 | - | 32 | - | 8,232 | 8,232 |
| 1993-94 | 7,370 | 14,050 | - | 56 | - | 7,426 | 14,106 | 8,620 | 8,620 | - | 32 | - | 8,652 | 8,652 |
| Veterinary Medicine | | | | | | | | | | | | | | |
| 1980-81 | - | - | - | - | - | - | - | 4,250 | 4,250 | - | - | - | 4,250 | 4,250 |
| 1981-82 | - | - | - | - | - | - | - | 4,960 | 4,960 | - | - | - | 4,960 | 4,960 |
| 1982-83 | - | - | - | - | - | - | - | 5,600 | 5,600 | - | - | - | 5,600 | 5,600 |
| 1983-84 | - | - | - | - | - | - | - | 6,350 | 6,350 | - | - | - | 6,350 | 6,350 |
| 1984-85 | - | - | - | - | - | - | - | 7,002 | 7,002 | - | - | - | 7,002 | 7,002 |
| 1985-86 | - | - | - | - | - | - | - | 7,400 | 7,400 | - | - | - | 7,400 | 7,400 |
| 1986-87 | - | - | - | - | - | - | - | 7,700 | 7,700 | - | - | - | 7,700 | 7,700 |
| 1987-88 | - | - | - | - | - | - | - | 8,000 | 8,000 | - | - | - | 8,000 | 8,000 |
| 1988-89 | - | - | - | - | - | - | - | 8,000 | 8,000 | - | 24 | - | 8,024 | 8,024 |
| 1989-90 | - | - | - | - | - | - | - | 8,000 | 8,000 | - | 24 | - | 8,024 | 8,024 |
| 1990-91 | - | - | - | - | - | - | - | 8,000 | 8,000 | - | 28 | - | 8,028 | 8,028 |
| 1991-92 | - | - | - | - | - | - | - | 8,300 | 8,300 | - | 28 | - | 8,328 | 8,328 |
| 1992-93 | - | - | - | - | - | - | - | 9,100 | 9,100 | - | 32 | - | 9,132 | 9,132 |
| 1993-94 | - | - | - | - | - | - | - | 9,550 | 9,550 | - | 32 | - | 9,582 | 9,582 |
| Colleges Technology/Agriculture (Average) | | | | | | | | | | | | | | |
| 1980-81 | 900 | 1,500 | 25 | 82 | 63 | 1,038 | 1,638 | - | - | - | - | - | - | - |
| 1981-82 | 1,050 | 1,750 | 25 | 83 | 78 | 1,197 | 1,897 | - | - | - | - | - | - | - |
| 1982-83 | 1,050 | 1,750 | 25 | 90 | 33 | 1,187 | 1,887 | - | - | - | - | - | - | - |
| 1983-84 | 1,350 | 2,650 | 25 | 91 | 35 | 1,489 | 2,789 | - | - | - | - | - | - | - |
| 1984-85 | 1,350 | 3,200 | 25 | 96 | 22 | 1,478 | 3,328 | - | - | - | - | - | - | - |
| 1985-86 | 1,350 | 3,200 | 25 | 99 | 22 | 1,481 | 3,331 | - | - | - | - | - | - | - |
| 1986-87 | 1,350 | 3,200 | 25 | 105 | 47 | 1,511 | 3,361 | - | - | - | - | - | - | - |
| 1987-88 | 1,350 | 3,200 | 25 | 110 | 39 | 1,505 | 3,355 | - | - | - | - | - | - | - |
| 1988-89 | 1,350 | 3,950 | 25 | 114 | 43 | 1,511 | 4,111 | - | - | - | - | - | - | - |
| 1989-90 | 1,350 | 4,700 | 25 | 104 | 81 | 1,547 | 4,897 | - | - | - | - | - | - | - |
| 1990-91 | 1,500 | 4,850 | 25 | 114 | 47 | 1,686 | 5,036 | - | - | - | - | - | - | - |
| 1991-92 | 2,150 | 5,750 | 25 | 108 | 134 | 2,417 | 6,017 | - | - | - | - | - | - | - |
| 1992-93 | 2,650 | 6,550 | 25 | 119 | 134 | 2,928 | 6,828 | - | - | - | - | - | - | - |
| 1993-94 | 2,650 | 6,550 | 25 | 112 | 156 | 2,943 | 6,843 | - | - | - | - | - | - | - |

**Trends in Tuition and Required Fees at the State University of New York
Per Academic Year for Full-time Students: 1980 - 81 through 1993 - 94**

| Academic Year | Full-time Undergraduate Students | | | | | | | Full time Graduate Students | | | | | | |
|-------------------|----------------------------------|--------------|-------------|--------------|------------|----------------|--------------|-----------------------------|--------------|-------------|--------------|------------|----------------|--------------|
| | TUITION | | FEES | | | Tuition + Fees | | TUITION | | FEES | | | Tuition + Fees | |
| | In State | Out of State | College Fee | Activity Fee | Other Fees | In State | Out of State | In State | Out of State | College Fee | Activity Fee | Other Fees | In State | Out of State |
| Alfred | | | | | | | | | | | | | | |
| 1980-81 | 900 | 1,500 | 25 | 80 | - | 1,005 | 1,605 | - | - | - | - | - | - | - |
| 1981-82 | 1,050 | 1,750 | 25 | 80 | - | 1,155 | 1,855 | - | - | - | - | - | - | - |
| 1982-83 | 1,050 | 1,750 | 25 | 90 | - | 1,165 | 1,865 | - | - | - | - | - | - | - |
| 1983-84 | 1,350 | 2,650 | 25 | 90 | - | 1,465 | 2,765 | - | - | - | - | - | - | - |
| 1984-85 | 1,350 | 3,200 | 25 | 90 | - | 1,465 | 3,315 | - | - | - | - | - | - | - |
| 1985-86 | 1,350 | 3,200 | 25 | 90 | - | 1,465 | 3,315 | - | - | - | - | - | - | - |
| 1986-87 | 1,350 | 3,200 | 25 | 110 | - | 1,485 | 3,335 | - | - | - | - | - | - | - |
| 1987-88 | 1,350 | 3,200 | 25 | 110 | - | 1,485 | 3,335 | - | - | - | - | - | - | - |
| 1988-89 | 1,350 | 3,950 | 25 | 110 | - | 1,485 | 4,085 | - | - | - | - | - | - | - |
| 1989-90 | 1,350 | 4,700 | 25 | 110 | 40 | 1,525 | 4,875 | - | - | - | - | - | - | - |
| 1990-91 | 1,500 | 4,850 | 25 | 110 | 40 | 1,675 | 5,025 | - | - | - | - | - | - | - |
| 1991-92 | 2,150 | 5,750 | 25 | 110 | 115 | 2,400 | 6,000 | - | - | - | - | - | - | - |
| 1992-93 | 2,650 | 6,550 | 25 | 110 | 127 | 2,912 | 6,812 | - | - | - | - | - | - | - |
| 1993-94 | 2,650 | 6,550 | 25 | 110 | 142 | 2,927 | 6,827 | - | - | - | - | - | - | - |
| Canton | | | | | | | | | | | | | | |
| 1980-81 | 900 | 1,500 | 25 | 80 | - | 1,005 | 1,605 | - | - | - | - | - | - | - |
| 1981-82 | 1,050 | 1,750 | 25 | 90 | - | 1,165 | 1,865 | - | - | - | - | - | - | - |
| 1982-83 | 1,050 | 1,750 | 25 | 100 | 10 | 1,185 | 1,885 | - | - | - | - | - | - | - |
| 1983-84 | 1,350 | 2,650 | 25 | 100 | 10 | 1,485 | 2,785 | - | - | - | - | - | - | - |
| 1984-85 | 1,350 | 3,200 | 25 | 100 | 10 | 1,485 | 3,335 | - | - | - | - | - | - | - |
| 1985-86 | 1,350 | 3,200 | 25 | 120 | 10 | 1,505 | 3,355 | - | - | - | - | - | - | - |
| 1986-87 | 1,350 | 3,200 | 25 | 120 | 10 | 1,505 | 3,355 | - | - | - | - | - | - | - |
| 1987-88 | 1,350 | 3,200 | 25 | 120 | 10 | 1,505 | 3,355 | - | - | - | - | - | - | - |
| 1988-89 | 1,350 | 3,950 | 25 | 120 | 10 | 1,505 | 4,105 | - | - | - | - | - | - | - |
| 1989-90 | 1,350 | 4,700 | 25 | 95 | 55 | 1,525 | 4,875 | - | - | - | - | - | - | - |
| 1990-91 | 1,500 | 4,850 | 25 | 145 | 10 | 1,680 | 5,030 | - | - | - | - | - | - | - |
| 1991-92 | 2,150 | 5,750 | 25 | 100 | 129 | 2,404 | 6,004 | - | - | - | - | - | - | - |
| 1992-93 | 2,650 | 6,550 | 25 | 100 | 144 | 2,919 | 6,819 | - | - | - | - | - | - | - |
| 1993-94 | 2,650 | 6,550 | 25 | 100 | 144 | 2,919 | 6,819 | - | - | - | - | - | - | - |
| Cobleskill | | | | | | | | | | | | | | |
| 1980-81 | 900 | 1,500 | 25 | 80 | 33 | 1,038 | 1,638 | - | - | - | - | - | - | - |
| 1981-82 | 1,050 | 1,750 | 25 | 80 | 34 | 1,189 | 1,889 | - | - | - | - | - | - | - |
| 1982-83 | 1,050 | 1,750 | 25 | 90 | 24 | 1,189 | 1,889 | - | - | - | - | - | - | - |
| 1983-84 | 1,350 | 2,650 | 25 | 90 | 34 | 1,499 | 2,799 | - | - | - | - | - | - | - |
| 1984-85 | 1,350 | 3,200 | 25 | 100 | - | 1,475 | 3,325 | - | - | - | - | - | - | - |
| 1985-86 | 1,350 | 3,200 | 25 | 100 | - | 1,475 | 3,325 | - | - | - | - | - | - | - |
| 1986-87 | 1,350 | 3,200 | 25 | 100 | 73 | 1,548 | 3,398 | - | - | - | - | - | - | - |
| 1987-88 | 1,350 | 3,200 | 25 | 100 | - | 1,475 | 3,325 | - | - | - | - | - | - | - |
| 1988-89 | 1,350 | 3,950 | 25 | 100 | - | 1,475 | 4,075 | - | - | - | - | - | - | - |
| 1989-90 | 1,350 | 4,700 | 25 | 60 | 86 | 1,521 | 4,871 | - | - | - | - | - | - | - |
| 1990-91 | 1,500 | 4,850 | 25 | 110 | 45 | 1,680 | 5,030 | - | - | - | - | - | - | - |
| 1991-92 | 2,150 | 5,750 | 25 | 110 | 149 | 2,434 | 6,034 | - | - | - | - | - | - | - |
| 1992-93 | 2,650 | 6,550 | 25 | 169 | 110 | 2,954 | 6,854 | - | - | - | - | - | - | - |
| 1993-94 | 2,650 | 6,550 | 25 | 120 | 159 | 2,954 | 6,854 | - | - | - | - | - | - | - |
| Delhi | | | | | | | | | | | | | | |
| 1980-81 | 900 | 1,500 | 25 | 90 | - | 1,015 | 1,615 | - | - | - | - | - | - | - |
| 1981-82 | 1,050 | 1,750 | 25 | 85 | - | 1,160 | 1,860 | - | - | - | - | - | - | - |
| 1982-83 | 1,050 | 1,750 | 25 | 95 | - | 1,170 | 1,870 | - | - | - | - | - | - | - |
| 1983-84 | 1,350 | 2,650 | 25 | 95 | - | 1,470 | 2,770 | - | - | - | - | - | - | - |
| 1984-85 | 1,350 | 3,200 | 25 | 95 | - | 1,470 | 3,320 | - | - | - | - | - | - | - |
| 1985-86 | 1,350 | 3,200 | 25 | 95 | - | 1,470 | 3,320 | - | - | - | - | - | - | - |
| 1986-87 | 1,350 | 3,200 | 25 | 110 | - | 1,485 | 3,335 | - | - | - | - | - | - | - |
| 1987-88 | 1,350 | 3,200 | 25 | 110 | - | 1,485 | 3,335 | - | - | - | - | - | - | - |
| 1988-89 | 1,350 | 3,950 | 25 | 110 | - | 1,485 | 4,085 | - | - | - | - | - | - | - |
| 1989-90 | 1,350 | 4,700 | 25 | 110 | - | 1,485 | 4,835 | - | - | - | - | - | - | - |
| 1990-91 | 1,500 | 4,850 | 25 | 110 | 50 | 1,685 | 5,035 | - | - | - | - | - | - | - |
| 1991-92 | 2,150 | 5,750 | 25 | 120 | 130 | 2,425 | 6,025 | - | - | - | - | - | - | - |
| 1992-93 | 2,650 | 6,550 | 25 | 120 | 150 | 2,945 | 6,845 | - | - | - | - | - | - | - |
| 1993-94 | 2,650 | 6,550 | 25 | 120 | 150 | 2,945 | 6,845 | - | - | - | - | - | - | - |

**Trends in Tuition and Required Fees at the State University of New York
Per Academic Year for Full-time Students: 1980 - 81 through 1993 - 94**

| Academic Year | Full-time Undergraduate Students | | | | | | | Full-time Graduate Students | | | | | | |
|-------------------------------------|----------------------------------|--------------|-------------|--------------|------------|----------------|--------------|-----------------------------|--------------|-------------|--------------|------------|----------------|--------------|
| | TUITION | | FEES | | | Tuition + Fees | | TUITION | | FEES | | | Tuition + Fees | |
| | In State | Out of State | College Fee | Activity Fee | Other Fees | In State | Out of State | In State | Out of State | College Fee | Activity Fee | Other Fees | In State | Out of State |
| Farmingdale | | | | | | | | | | | | | | |
| 1980-81 | 900 | 1,500 | 25 | 80 | 20 | 1,025 | 1,625 | -- | -- | -- | -- | -- | -- | -- |
| 1981-82 | 1,050 | 1,750 | 25 | 83 | 25 | 1,183 | 1,883 | -- | -- | -- | -- | -- | -- | -- |
| 1982-83 | 1,050 | 1,750 | 25 | 85 | 34 | 1,194 | 1,894 | -- | -- | -- | -- | -- | -- | -- |
| 1983-84 | 1,350 | 2,650 | 25 | 88 | 33 | 1,496 | 2,796 | -- | -- | -- | -- | -- | -- | -- |
| 1984-85 | 1,350 | 3,200 | 25 | 88 | 34 | 1,497 | 3,347 | -- | -- | -- | -- | -- | -- | -- |
| 1985-86 | 1,350 | 3,200 | 25 | 88 | 34 | 1,497 | 3,347 | -- | -- | -- | -- | -- | -- | -- |
| 1986-87 | 1,350 | 3,200 | 25 | 88 | 38 | 1,501 | 3,351 | -- | -- | -- | -- | -- | -- | -- |
| 1987-88 | 1,350 | 3,200 | 25 | 120 | 42 | 1,537 | 3,387 | -- | -- | -- | -- | -- | -- | -- |
| 1988-89 | 1,350 | 3,950 | 25 | 120 | 43 | 1,538 | 4,138 | -- | -- | -- | -- | -- | -- | -- |
| 1989-90 | 1,350 | 4,700 | 25 | 160 | 43 | 1,578 | 4,928 | -- | -- | -- | -- | -- | -- | -- |
| 1990-91 | 1,500 | 4,850 | 25 | 120 | 85 | 1,730 | 5,080 | -- | -- | -- | -- | -- | -- | -- |
| 1991-92 | 2,150 | 5,750 | 25 | 120 | 155 | 2,450 | 6,050 | -- | -- | -- | -- | -- | -- | -- |
| 1992-93 | 2,650 | 6,550 | 25 | 120 | 130 | 2,925 | 6,825 | -- | -- | -- | -- | -- | -- | -- |
| 1993-94 | 2,650 | 6,550 | 25 | 120 | 210 | 3,005 | 6,905 | -- | -- | -- | -- | -- | -- | -- |
| Morrisville | | | | | | | | | | | | | | |
| 1980-81 | 900 | 1,500 | 25 | 80 | 135 | 1,140 | 1,740 | -- | -- | -- | -- | -- | -- | -- |
| 1981-82 | 1,050 | 1,750 | 25 | 80 | 175 | 1,330 | 2,030 | -- | -- | -- | -- | -- | -- | -- |
| 1982-83 | 1,050 | 1,750 | 25 | 80 | 64 | 1,219 | 1,919 | -- | -- | -- | -- | -- | -- | -- |
| 1983-84 | 1,350 | 2,650 | 25 | 80 | 64 | 1,519 | 2,819 | -- | -- | -- | -- | -- | -- | -- |
| 1984-85 | 1,350 | 3,200 | 25 | 100 | -- | 1,475 | 3,325 | -- | -- | -- | -- | -- | -- | -- |
| 1985-86 | 1,350 | 3,200 | 25 | 100 | -- | 1,475 | 3,325 | -- | -- | -- | -- | -- | -- | -- |
| 1986-87 | 1,350 | 3,200 | 25 | 100 | 65 | 1,540 | 3,390 | -- | -- | -- | -- | -- | -- | -- |
| 1987-88 | 1,350 | 3,200 | 25 | 100 | 65 | 1,540 | 3,390 | -- | -- | -- | -- | -- | -- | -- |
| 1988-89 | 1,350 | 3,950 | 25 | 125 | 75 | 1,575 | 4,175 | -- | -- | -- | -- | -- | -- | -- |
| 1989-90 | 1,350 | 4,700 | 25 | 90 | 180 | 1,645 | 4,995 | -- | -- | -- | -- | -- | -- | -- |
| 1990-91 | 1,500 | 4,850 | 25 | 90 | 50 | 1,665 | 5,015 | -- | -- | -- | -- | -- | -- | -- |
| 1991-92 | 2,150 | 5,750 | 25 | 90 | 126 | 2,391 | 5,991 | -- | -- | -- | -- | -- | -- | -- |
| 1992-93 | 2,650 | 6,550 | 25 | 95 | 145 | 2,915 | 6,815 | -- | -- | -- | -- | -- | -- | -- |
| 1993-94 | 2,650 | 6,550 | 25 | 100 | 130 | 2,905 | 6,805 | -- | -- | -- | -- | -- | -- | -- |
| Community Colleges (Average) | | | | | | | | | | | | | | |
| 1980-81 | 799 | 1,595 | -- | 63 | 17 | 870 | 1,667 | -- | -- | -- | -- | -- | -- | -- |
| 1981-82 | 843 | 1,657 | -- | 66 | 19 | 918 | 1,732 | -- | -- | -- | -- | -- | -- | -- |
| 1982-83 | 917 | 1,942 | -- | 66 | 19 | 994 | 2,020 | -- | -- | -- | -- | -- | -- | -- |
| 1983-84 | 1,029 | 2,259 | -- | 67 | 19 | 1,109 | 2,339 | -- | -- | -- | -- | -- | -- | -- |
| 1984-85 | 1,107 | 2,446 | -- | 70 | 20 | 1,191 | 2,530 | -- | -- | -- | -- | -- | -- | -- |
| 1985-86 | 1,153 | 2,403 | -- | 73 | 21 | 1,239 | 2,489 | 2,150 | 3,225 | -- | 150 | -- | 2,300 | 3,375 |
| 1986-87 | 1,225 | 2,518 | -- | 76 | 29 | 1,326 | 2,619 | 2,150 | 3,225 | -- | 150 | -- | 2,300 | 3,375 |
| 1987-88 | 1,279 | 2,587 | -- | 77 | 33 | 1,383 | 2,691 | 2,150 | 3,225 | -- | 150 | -- | 2,300 | 3,375 |
| 1988-89 | 1,313 | 2,656 | -- | 81 | 25 | 1,413 | 2,756 | 2,150 | 3,225 | -- | 150 | -- | 2,300 | 3,375 |
| 1989-90 | 1,328 | 2,759 | -- | 84 | 27 | 1,433 | 2,864 | 2,150 | 3,775 | -- | 210 | -- | 2,360 | 3,985 |
| 1990-91 | 1,352 | 2,822 | -- | 90 | 28 | 1,465 | 2,936 | 2,300 | 4,375 | -- | 210 | -- | 2,510 | 4,585 |
| 1991-92 | 1,592 | 3,297 | -- | 94 | 36 | 1,717 | 3,421 | 3,200 | 6,517 | -- | 210 | -- | 3,410 | 6,727 |
| 1992-93 | 1,780 | 3,675 | -- | 98 | 43 | 1,914 | 3,809 | 4,000 | 7,316 | -- | 210 | -- | 4,210 | 7,526 |
| 1993-94 | 1,901 | 3,916 | -- | 98 | 48 | 2,039 | 4,053 | 4,000 | 8,900 | -- | 210 | -- | 4,210 | 9,110 |
| Adirondack Community College | | | | | | | | | | | | | | |
| 1980-81 | 700 | 1,400 | -- | 70 | 6 | 776 | 1,476 | -- | -- | -- | -- | -- | -- | -- |
| 1981-82 | 700 | 400 | -- | 70 | 6 | 776 | 476 | -- | -- | -- | -- | -- | -- | -- |
| 1982-83 | 730 | 1,460 | -- | 70 | 7 | 807 | 1,537 | -- | -- | -- | -- | -- | -- | -- |
| 1983-84 | 830 | 1,660 | -- | 70 | 7 | 907 | 1,737 | -- | -- | -- | -- | -- | -- | -- |
| 1984-85 | 900 | 1,800 | -- | 70 | 7 | 977 | 1,877 | -- | -- | -- | -- | -- | -- | -- |
| 1985-86 | 990 | 1,980 | -- | 70 | 7 | 1,067 | 2,057 | -- | -- | -- | -- | -- | -- | -- |
| 1986-87 | 1,120 | 2,240 | -- | 70 | 7 | 1,197 | 2,317 | -- | -- | -- | -- | -- | -- | -- |
| 1987-88 | 1,180 | 2,360 | -- | 70 | 7 | 1,257 | 2,437 | -- | -- | -- | -- | -- | -- | -- |
| 1988-89 | 1,250 | 2,500 | -- | 70 | 7 | 1,327 | 2,577 | -- | -- | -- | -- | -- | -- | -- |
| 1989-90 | 1,300 | 2,600 | -- | 90 | 7 | 1,397 | 2,697 | -- | -- | -- | -- | -- | -- | -- |
| 1990-91 | 1,300 | 2,600 | -- | 90 | 7 | 1,397 | 2,697 | -- | -- | -- | -- | -- | -- | -- |
| 1991-92 | 1,450 | 2,900 | -- | 90 | 8 | 1,548 | 2,998 | -- | -- | -- | -- | -- | -- | -- |
| 1992-93 | 1,600 | 3,200 | -- | 90 | 8 | 1,698 | 3,298 | -- | -- | -- | -- | -- | -- | -- |
| 1993-94 | 1,700 | 3,400 | -- | 90 | 8 | 1,798 | 3,498 | -- | -- | -- | -- | -- | -- | -- |

**Trends in Tuition and Required Fees at the State University of New York
Per Academic Year for Full-time Students: 1980 - 81 through 1993 - 94**

| Academic Year | Full-time Undergraduate Students | | | | | | Full time Graduate Students | | | | | | | |
|--|----------------------------------|--------------|-------------|--------------|------------|----------------|-----------------------------|----------|--------------|-------------|--------------|------------|----------------|--------------|
| | TUITION | | FEES | | | Tuition + Fees | | TUITION | | FEES | | | Tuition + Fees | |
| | In State | Out of State | College Fee | Activity Fee | Other Fees | In State | Out of State | In State | Out of State | College Fee | Activity Fee | Other Fees | In State | Out of State |
| Broome Community College | | | | | | | | | | | | | | |
| 1980-81 | 730 | 1,460 | - | 66 | - | 796 | 1,526 | - | - | - | - | - | - | - |
| 1981-82 | 800 | 1,600 | - | 66 | - | 866 | 1,666 | - | - | - | - | - | - | - |
| 1982-83 | 800 | 1,600 | - | 63 | - | 863 | 1,663 | - | - | - | - | - | - | - |
| 1983-84 | 850 | 1,700 | - | 63 | - | 913 | 1,763 | - | - | - | - | - | - | - |
| 1984-85 | 950 | 1,900 | - | 50 | 13 | 1,013 | 1,963 | - | - | - | - | - | - | - |
| 1985-86 | 950 | 1,900 | - | 33 | 25 | 1,008 | 1,958 | - | - | - | - | - | - | - |
| 1986-87 | 1,050 | 2,100 | - | 66 | 12 | 1,128 | 2,178 | - | - | - | - | - | - | - |
| 1987-88 | 1,250 | 2,500 | - | 33 | 45 | 1,328 | 2,578 | - | - | - | - | - | - | - |
| 1988-89 | 1,250 | 2,500 | - | 33 | 45 | 1,328 | 2,578 | - | - | - | - | - | - | - |
| 1989-90 | 1,300 | 2,600 | - | 33 | 45 | 1,378 | 2,678 | - | - | - | - | - | - | - |
| 1990-91 | 1,350 | 2,700 | - | 66 | 24 | 1,440 | 2,790 | - | - | - | - | - | - | - |
| 1991-92 | 1,500 | 3,000 | - | 66 | 24 | 1,590 | 3,090 | - | - | - | - | - | - | - |
| 1992-93 | 1,630 | 3,260 | - | 66 | 44 | 1,740 | 3,370 | - | - | - | - | - | - | - |
| 1993-94 | 1,830 | 3,660 | - | 74 | 36 | 1,940 | 3,770 | - | - | - | - | - | - | - |
| Cayuga Community College | | | | | | | | | | | | | | |
| 1980-81 | 800 | 1,600 | - | 66 | 19 | 885 | 1,685 | - | - | - | - | - | - | - |
| 1981-82 | 900 | 1,800 | - | 66 | 18 | 984 | 1,884 | - | - | - | - | - | - | - |
| 1982-83 | 990 | 1,880 | - | 66 | 18 | 1,074 | 1,964 | - | - | - | - | - | - | - |
| 1983-84 | 1,040 | 2,080 | - | 66 | 20 | 1,126 | 2,166 | - | - | - | - | - | - | - |
| 1984-85 | 1,040 | 2,080 | - | 66 | 20 | 1,126 | 2,166 | - | - | - | - | - | - | - |
| 1985-86 | 1,120 | 2,240 | - | 70 | 19 | 1,209 | 2,329 | - | - | - | - | - | - | - |
| 1986-87 | 1,200 | 2,400 | - | 72 | 50 | 1,322 | 2,522 | - | - | - | - | - | - | - |
| 1987-88 | 1,310 | 2,620 | - | 36 | 75 | 1,421 | 2,731 | - | - | - | - | - | - | - |
| 1988-89 | 1,350 | 2,700 | - | 80 | 25 | 1,455 | 2,805 | - | - | - | - | - | - | - |
| 1989-90 | 1,350 | 2,700 | - | 69 | - | 1,419 | 2,769 | - | - | - | - | - | - | - |
| 1990-91 | 1,350 | 2,700 | - | 80 | 29 | 1,459 | 2,809 | - | - | - | - | - | - | - |
| 1991-92 | 1,650 | 3,300 | - | 100 | 83 | 1,833 | 3,483 | - | - | - | - | - | - | - |
| 1992-93 | 1,880 | 3,760 | - | 100 | 83 | 2,063 | 3,943 | - | - | - | - | - | - | - |
| 1993-94 | 1,990 | 3,980 | - | 106 | 83 | 2,179 | 4,169 | - | - | - | - | - | - | - |
| Clinton Community College | | | | | | | | | | | | | | |
| 1980-81 | 750 | 1,500 | - | 77 | - | 827 | 1,577 | - | - | - | - | - | - | - |
| 1981-82 | 780 | 1,560 | - | 77 | - | 857 | 1,637 | - | - | - | - | - | - | - |
| 1982-83 | 900 | 1,800 | - | 77 | - | 977 | 1,877 | - | - | - | - | - | - | - |
| 1983-84 | 1,000 | 2,000 | - | 87 | - | 1,087 | 2,087 | - | - | - | - | - | - | - |
| 1984-85 | 1,050 | 2,100 | - | 87 | - | 1,137 | 2,187 | - | - | - | - | - | - | - |
| 1985-86 | 1,050 | 2,100 | - | 70 | 17 | 1,137 | 2,187 | - | - | - | - | - | - | - |
| 1986-87 | 1,100 | 2,200 | - | 70 | 17 | 1,187 | 2,287 | - | - | - | - | - | - | - |
| 1987-88 | 1,150 | 2,300 | - | 80 | 17 | 1,247 | 2,397 | - | - | - | - | - | - | - |
| 1988-89 | 1,200 | 2,400 | - | 80 | 17 | 1,297 | 2,497 | - | - | - | - | - | - | - |
| 1989-90 | 1,250 | 2,500 | - | 80 | 23 | 1,353 | 2,603 | - | - | - | - | - | - | - |
| 1990-91 | 1,300 | 2,600 | - | 80 | 28 | 1,408 | 2,708 | - | - | - | - | - | - | - |
| 1991-92 | 1,400 | 2,800 | - | 80 | 29 | 1,509 | 2,909 | - | - | - | - | - | - | - |
| 1992-93 | 1,600 | 3,200 | - | 80 | 28 | 1,708 | 3,308 | - | - | - | - | - | - | - |
| 1993-94 | 1,735 | 3,470 | - | 80 | 30 | 1,845 | 3,580 | - | - | - | - | - | - | - |
| Columbia-Greene Community College | | | | | | | | | | | | | | |
| 1980-81 | 800 | 1,600 | - | 60 | 4 | 864 | 1,664 | - | - | - | - | - | - | - |
| 1981-82 | 800 | 1,760 | - | 60 | 4 | 864 | 1,824 | - | - | - | - | - | - | - |
| 1982-83 | 970 | 1,940 | - | 60 | 4 | 1,034 | 2,004 | - | - | - | - | - | - | - |
| 1983-84 | 1,030 | 2,060 | - | 60 | 4 | 1,094 | 2,124 | - | - | - | - | - | - | - |
| 1984-85 | 1,180 | 2,360 | - | 70 | 4 | 1,254 | 2,434 | - | - | - | - | - | - | - |
| 1985-86 | 1,180 | 2,360 | - | 60 | 6 | 1,246 | 2,426 | - | - | - | - | - | - | - |
| 1986-87 | 1,180 | 2,360 | - | 70 | 6 | 1,256 | 2,436 | - | - | - | - | - | - | - |
| 1987-88 | 1,180 | 2,360 | - | 70 | 6 | 1,256 | 2,436 | - | - | - | - | - | - | - |
| 1988-89 | 1,210 | 2,420 | - | 100 | 6 | 1,316 | 2,526 | - | - | - | - | - | - | - |
| 1989-90 | 1,240 | 2,480 | - | 100 | 6 | 1,346 | 2,586 | - | - | - | - | - | - | - |
| 1990-91 | 1,280 | 2,560 | - | 100 | 6 | 1,386 | 2,666 | - | - | - | - | - | - | - |
| 1991-92 | 1,580 | 3,160 | - | 100 | 6 | 1,686 | 3,266 | - | - | - | - | - | - | - |
| 1992-93 | 1,680 | 3,360 | - | 100 | 6 | 1,786 | 3,466 | - | - | - | - | - | - | - |
| 1993-94 | 1,740 | 3,480 | - | 100 | 16 | 1,856 | 3,596 | - | - | - | - | - | - | - |

**Trends in Tuition and Required Fees at the State University of New York
Per Academic Year for Full-time Students: 1980 - 81 through 1993 - 94**

| Academic Year | Full-time Undergraduate Students | | | | | | | Full time Graduate Students | | | | | | |
|--|----------------------------------|--------------|-------------|--------------|------------|----------------|--------------|-----------------------------|--------------|-------------|--------------|------------|----------------|--------------|
| | TUITION | | FEES | | | Tuition + Fees | | TUITION | | FEES | | | Tuition + Fees | |
| | In State | Out of State | College Fee | Activity Fee | Other Fees | In State | Out of State | In State | Out of State | College Fee | Activity Fee | Other Fees | In State | Out of State |
| Corning Community College | | | | | | | | | | | | | | |
| 1980-81 | 900 | 1,800 | - | 80 | - | 980 | 1,880 | - | - | - | - | - | - | - |
| 1981-82 | 980 | 1,960 | - | 80 | - | 1,060 | 2,040 | - | - | - | - | - | - | - |
| 1982-83 | 1,050 | 2,100 | - | 80 | - | 1,130 | 2,180 | - | - | - | - | - | - | - |
| 1983-84 | 1,200 | 2,400 | - | 70 | - | 1,270 | 2,470 | - | - | - | - | - | - | - |
| 1984-85 | 1,250 | 2,500 | - | 70 | - | 1,320 | 2,570 | - | - | - | - | - | - | - |
| 1985-86 | 1,325 | 2,650 | - | - | - | 1,325 | 2,650 | - | - | - | - | - | - | - |
| 1986-87 | 1,350 | 2,700 | - | 70 | 100 | 1,520 | 2,870 | - | - | - | - | - | - | - |
| 1987-88 | 1,350 | 2,700 | - | 70 | 30 | 1,450 | 2,800 | - | - | - | - | - | - | - |
| 1988-89 | 1,350 | 2,700 | - | 70 | - | 1,420 | 2,770 | - | - | - | - | - | - | - |
| 1989-90 | 1,350 | 2,700 | - | 70 | 40 | 1,460 | 2,810 | - | - | - | - | - | - | - |
| 1990-91 | 1,500 | 3,000 | - | 90 | 15 | 1,605 | 3,105 | - | - | - | - | - | - | - |
| 1991-92 | 1,750 | 3,500 | - | 90 | 30 | 1,870 | 3,620 | - | - | - | - | - | - | - |
| 1992-93 | 2,000 | 4,000 | - | 90 | 56 | 2,146 | 4,146 | - | - | - | - | - | - | - |
| 1993-94 | 2,100 | 4,200 | - | 90 | 50 | 2,240 | 4,340 | - | - | - | - | - | - | - |
| Dutchess Community College | | | | | | | | | | | | | | |
| 1980-81 | 750 | 1,500 | - | 65 | - | 815 | 1,565 | - | - | - | - | - | - | - |
| 1981-82 | 800 | 1,600 | - | 65 | - | 865 | 1,665 | - | - | - | - | - | - | - |
| 1982-83 | 900 | 1,800 | - | 65 | - | 965 | 1,865 | - | - | - | - | - | - | - |
| 1983-84 | 1,050 | 2,100 | - | 65 | - | 1,115 | 2,165 | - | - | - | - | - | - | - |
| 1984-85 | 1,150 | 2,300 | - | 65 | - | 1,215 | 2,365 | - | - | - | - | - | - | - |
| 1985-86 | 1,150 | 2,300 | - | 65 | - | 1,215 | 2,365 | - | - | - | - | - | - | - |
| 1986-87 | 1,250 | 2,500 | - | 65 | - | 1,315 | 2,565 | - | - | - | - | - | - | - |
| 1987-88 | 1,350 | 2,700 | - | 65 | - | 1,415 | 2,765 | - | - | - | - | - | - | - |
| 1988-89 | 1,350 | 2,700 | - | 65 | - | 1,415 | 2,765 | - | - | - | - | - | - | - |
| 1989-90 | 1,350 | 2,700 | - | 65 | - | 1,415 | 2,765 | - | - | - | - | - | - | - |
| 1990-91 | 1,350 | 2,700 | - | 65 | 30 | 1,445 | 2,795 | - | - | - | - | - | - | - |
| 1991-92 | 1,550 | 3,100 | - | 65 | 30 | 1,645 | 3,195 | - | - | - | - | - | - | - |
| 1992-93 | 1,650 | 3,300 | - | 65 | 30 | 1,745 | 3,395 | - | - | - | - | - | - | - |
| 1993-94 | 1,750 | 3,500 | - | 65 | 30 | 1,845 | 3,595 | - | - | - | - | - | - | - |
| Erie Community College | | | | | | | | | | | | | | |
| 1980-81 | 740 | 1,480 | - | 58 | - | 798 | 1,538 | - | - | - | - | - | - | - |
| 1981-82 | 800 | 1,600 | - | 58 | - | 858 | 1,658 | - | - | - | - | - | - | - |
| 1982-83 | 870 | 1,740 | - | 60 | - | 930 | 1,800 | - | - | - | - | - | - | - |
| 1983-84 | 900 | 1,800 | - | 60 | - | 960 | 1,860 | - | - | - | - | - | - | - |
| 1984-85 | 925 | 2,775 | - | 60 | - | 985 | 2,835 | - | - | - | - | - | - | - |
| 1985-86 | 1,080 | 3,240 | - | 60 | 6 | 1,146 | 3,306 | - | - | - | - | - | - | - |
| 1986-87 | 1,180 | 3,540 | - | 60 | 42 | 1,282 | 3,642 | - | - | - | - | - | - | - |
| 1987-88 | 1,280 | 2,560 | - | 60 | 44 | 1,384 | 2,664 | - | - | - | - | - | - | - |
| 1988-89 | 1,350 | 2,700 | - | 60 | 44 | 1,454 | 2,804 | - | - | - | - | - | - | - |
| 1989-90 | 1,350 | 2,700 | - | 60 | 44 | 1,454 | 2,804 | - | - | - | - | - | - | - |
| 1990-91 | 1,350 | 2,700 | - | 60 | - | 1,410 | 2,760 | - | - | - | - | - | - | - |
| 1991-92 | 1,530 | 3,060 | - | 60 | - | 1,590 | 3,120 | - | - | - | - | - | - | - |
| 1992-93 | 1,830 | 3,660 | - | 70 | - | 1,900 | 3,730 | - | - | - | - | - | - | - |
| 1993-94 | 1,980 | 3,960 | - | 70 | - | 2,050 | 4,030 | - | - | - | - | - | - | - |
| Fashion Institute of Technology | | | | | | | | | | | | | | |
| 1980-81 | 900 | 1,800 | - | 80 | - | 980 | 1,880 | - | - | - | - | - | - | - |
| 1981-82 | 900 | 1,800 | - | 110 | - | 1,010 | 1,910 | - | - | - | - | - | - | - |
| 1982-83 | 1,050 | 2,100 | - | 110 | - | 1,160 | 2,210 | - | - | - | - | - | - | - |
| 1983-84 | 1,200 | 2,400 | - | 110 | - | 1,310 | 2,510 | - | - | - | - | - | - | - |
| 1984-85 | 1,350 | 2,700 | - | 150 | - | 1,500 | 2,850 | - | - | - | - | - | - | - |
| 1985-86 | 1,350 | 2,700 | - | 150 | - | 1,500 | 2,850 | 2,150 | 3,225 | - | 150 | - | 2,300 | 3,375 |
| 1986-87 | 1,350 | 2,700 | - | 150 | - | 1,500 | 2,850 | 2,150 | 3,225 | - | 150 | - | 2,300 | 3,375 |
| 1987-88 | 1,350 | 2,700 | - | 150 | - | 1,500 | 2,850 | 2,150 | 3,225 | - | 150 | - | 2,300 | 3,375 |
| 1988-89 | 1,350 | 2,700 | - | 150 | - | 1,500 | 2,850 | 2,150 | 3,225 | - | 150 | - | 2,300 | 3,375 |
| 1989-90 | 1,350 | 3,250 | - | 210 | - | 1,560 | 3,460 | 2,150 | 3,775 | - | 210 | - | 2,360 | 3,985 |
| 1990-91 | 1,500 | 3,850 | - | 210 | - | 1,710 | 4,060 | 2,300 | 4,375 | - | 210 | - | 2,510 | 4,585 |
| 1991-92 | 1,750 | 4,150 | - | 210 | - | 1,960 | 4,360 | 3,200 | 6,517 | - | 210 | - | 3,410 | 6,727 |
| 1992-93 | 2,000 | 4,650 | - | 210 | - | 2,210 | 4,860 | 4,000 | 7,316 | - | 210 | - | 4,210 | 7,526 |
| 1993-94 | 2,100 | 5,200 | - | 210 | - | 2,310 | 5,410 | 4,000 | 8,900 | - | 210 | - | 4,210 | 9,110 |

**Trends in Tuition and Required Fees at the State University of New York
Per Academic Year for Full-time Students: 1980 - 81 through 1993 - 94**

| Academic Year | Full-time Undergraduate Students | | | | | | | Full time Graduate Students | | | | | | |
|--|----------------------------------|--------------|-------------|--------------|------------|----------------|--------------|-----------------------------|--------------|-------------|--------------|------------|----------------|--------------|
| | TUITION | | FEES | | | Tuition + Fees | | TUITION | | FEES | | | Tuition + Fees | |
| | In State | Out of State | College Fee | Activity Fee | Other Fees | In State | Out of State | In State | Out of State | College Fee | Activity Fee | Other Fees | In State | Out of State |
| Finger Lakes Community College | | | | | | | | | | | | | | |
| 1980-81 | 840 | 1,600 | - | 55 | 26 | 921 | 1,681 | - | - | - | - | - | - | - |
| 1981-82 | 912 | 1,824 | - | 55 | 38 | 1,005 | 1,917 | - | - | - | - | - | - | - |
| 1982-83 | 936 | 1,872 | - | 55 | 38 | 1,029 | 1,965 | - | - | - | - | - | - | - |
| 1983-84 | 1,100 | 2,200 | - | 55 | 55 | 1,210 | 2,310 | - | - | - | - | - | - | - |
| 1984-85 | 1,224 | 2,448 | - | 55 | 55 | 1,334 | 2,558 | - | - | - | - | - | - | - |
| 1985-86 | 1,224 | 2,448 | - | 55 | 55 | 1,334 | 2,558 | - | - | - | - | - | - | - |
| 1986-87 | 1,296 | 2,592 | - | 55 | 55 | 1,406 | 2,702 | - | - | - | - | - | - | - |
| 1987-88 | 1,344 | 2,688 | - | 60 | 60 | 1,464 | 2,808 | - | - | - | - | - | - | - |
| 1988-89 | 1,350 | 2,700 | - | 60 | 60 | 1,470 | 2,820 | - | - | - | - | - | - | - |
| 1989-90 | 1,350 | 2,700 | - | 60 | 60 | 1,470 | 2,820 | - | - | - | - | - | - | - |
| 1990-91 | 1,350 | 2,700 | - | 60 | 60 | 1,470 | 2,820 | - | - | - | - | - | - | - |
| 1991-92 | 1,650 | 3,300 | - | 60 | 65 | 1,775 | 3,425 | - | - | - | - | - | - | - |
| 1992-93 | 1,780 | 3,560 | - | 60 | 70 | 1,910 | 3,690 | - | - | - | - | - | - | - |
| 1993-94 | 1,880 | 3,760 | - | 60 | 70 | 2,010 | 3,890 | - | - | - | - | - | - | - |
| Fulton-Montgomery Community College | | | | | | | | | | | | | | |
| 1980-81 | 850 | 1,700 | - | 70 | - | 920 | 1,770 | - | - | - | - | - | - | - |
| 1981-82 | 850 | 1,700 | - | 70 | 13 | 933 | 1,783 | - | - | - | - | - | - | - |
| 1982-83 | 850 | 1,700 | - | 70 | 13 | 933 | 1,783 | - | - | - | - | - | - | - |
| 1983-84 | 850 | 1,700 | - | 70 | 13 | 933 | 1,783 | - | - | - | - | - | - | - |
| 1984-85 | 990 | 1,980 | - | 70 | 13 | 1,073 | 2,063 | - | - | - | - | - | - | - |
| 1985-86 | 990 | 1,980 | - | 70 | 13 | 1,073 | 2,063 | - | - | - | - | - | - | - |
| 1986-87 | 1,150 | 2,300 | - | 70 | 23 | 1,243 | 2,393 | - | - | - | - | - | - | - |
| 1987-88 | 1,275 | 2,550 | - | 80 | 13 | 1,368 | 2,643 | - | - | - | - | - | - | - |
| 1988-89 | 1,350 | 2,700 | - | 80 | 13 | 1,443 | 2,793 | - | - | - | - | - | - | - |
| 1989-90 | 1,350 | 2,700 | - | 80 | 16 | 1,446 | 2,796 | - | - | - | - | - | - | - |
| 1990-91 | 1,350 | 2,700 | - | 80 | 16 | 1,446 | 2,796 | - | - | - | - | - | - | - |
| 1991-92 | 1,750 | 3,500 | - | 80 | 17 | 1,847 | 3,597 | - | - | - | - | - | - | - |
| 1992-93 | 1,900 | 3,800 | - | 80 | 17 | 1,997 | 3,897 | - | - | - | - | - | - | - |
| 1993-94 | 1,974 | 3,948 | - | 80 | 17 | 2,071 | 4,045 | - | - | - | - | - | - | - |
| Genesee Community College | | | | | | | | | | | | | | |
| 1980-81 | 700 | 1,400 | - | 58 | 10 | 768 | 1,468 | - | - | - | - | - | - | - |
| 1981-82 | 800 | 1,600 | - | 61 | 10 | 871 | 1,671 | - | - | - | - | - | - | - |
| 1982-83 | 800 | 1,600 | - | 60 | 10 | 870 | 1,670 | - | - | - | - | - | - | - |
| 1983-84 | 900 | 1,800 | - | 60 | 10 | 970 | 1,870 | - | - | - | - | - | - | - |
| 1984-85 | 1,000 | 2,000 | - | 60 | 11 | 1,071 | 2,071 | - | - | - | - | - | - | - |
| 1985-86 | 1,100 | 2,200 | - | 72 | 16 | 1,188 | 2,288 | - | - | - | - | - | - | - |
| 1986-87 | 1,200 | 2,400 | - | 72 | 21 | 1,293 | 2,493 | - | - | - | - | - | - | - |
| 1987-88 | 1,200 | 2,400 | - | 80 | 21 | 1,301 | 2,501 | - | - | - | - | - | - | - |
| 1988-89 | 1,200 | 2,400 | - | 101 | - | 1,301 | 2,501 | - | - | - | - | - | - | - |
| 1989-90 | 1,250 | 2,500 | - | 76 | 25 | 1,351 | 2,601 | - | - | - | - | - | - | - |
| 1990-91 | 1,250 | 2,500 | - | 80 | 20 | 1,350 | 2,600 | - | - | - | - | - | - | - |
| 1991-92 | 1,550 | 3,100 | - | 100 | 24 | 1,674 | 3,224 | - | - | - | - | - | - | - |
| 1992-93 | 1,800 | 3,600 | - | 120 | 30 | 1,950 | 3,750 | - | - | - | - | - | - | - |
| 1993-94 | 1,900 | 2,100 | - | 150 | - | 2,050 | 2,250 | - | - | - | - | - | - | - |
| Herkimer Community College | | | | | | | | | | | | | | |
| 1980-81 | 600 | 1,200 | - | 70 | - | 670 | 1,270 | - | - | - | - | - | - | - |
| 1981-82 | 600 | 1,200 | - | 70 | - | 670 | 1,270 | - | - | - | - | - | - | - |
| 1982-83 | 600 | 1,200 | - | 80 | - | 680 | 1,280 | - | - | - | - | - | - | - |
| 1983-84 | 780 | 1,560 | - | 80 | - | 860 | 1,640 | - | - | - | - | - | - | - |
| 1984-85 | 860 | 1,720 | - | 80 | - | 940 | 1,800 | - | - | - | - | - | - | - |
| 1985-86 | 960 | 1,920 | - | 90 | - | 1,050 | 2,010 | - | - | - | - | - | - | - |
| 1986-87 | 1,060 | 2,120 | - | 90 | - | 1,150 | 2,210 | - | - | - | - | - | - | - |
| 1987-88 | 1,150 | 2,300 | - | 90 | 15 | 1,255 | 2,405 | - | - | - | - | - | - | - |
| 1988-89 | 1,225 | 2,450 | - | 90 | 30 | 1,345 | 2,570 | - | - | - | - | - | - | - |
| 1989-90 | 1,350 | 2,700 | - | 90 | 30 | 1,470 | 2,820 | - | - | - | - | - | - | - |
| 1990-91 | 1,350 | 2,700 | - | 90 | 30 | 1,470 | 2,820 | - | - | - | - | - | - | - |
| 1991-92 | 1,500 | 3,000 | - | 100 | 30 | 1,630 | 3,130 | - | - | - | - | - | - | - |
| 1992-93 | 1,700 | 3,400 | - | 100 | 40 | 1,840 | 3,540 | - | - | - | - | - | - | - |
| 1993-94 | 1,880 | 4,700 | - | 100 | 80 | 2,060 | 4,880 | - | - | - | - | - | - | - |

**Trends in Tuition and Required Fees at the State University of New York
Per Academic Year for Full-time Students: 1980 - 81 through 1993 - 94**

| Academic Year | Full-time Undergraduate Students | | | | | | | Full time Graduate Students | | | | | | |
|--|----------------------------------|--------------|-------------|--------------|------------|----------------|--------------|-----------------------------|--------------|-------------|--------------|------------|----------------|--------------|
| | TUITION | | FEES | | | Tuition + Fees | | TUITION | | FEES | | | Tuition + Fees | |
| | In State | Out of State | College Fee | Activity Fee | Other Fees | In State | Out of State | In State | Out of State | College Fee | Activity Fee | Other Fees | In State | Out of State |
| Hudson Valley Community College | | | | | | | | | | | | | | |
| 1980-81 | 750 | 1,500 | - | 60 | 38 | 848 | 1,598 | - | - | - | - | - | - | - |
| 1981-82 | 750 | 1,500 | - | 60 | 38 | 848 | 1,598 | - | - | - | - | - | - | - |
| 1982-83 | 850 | 1,900 | - | 60 | 38 | 948 | 1,998 | - | - | - | - | - | - | - |
| 1983-84 | 990 | 2,180 | - | 60 | 38 | 1,088 | 2,278 | - | - | - | - | - | - | - |
| 1984-85 | 1,090 | 2,380 | - | 60 | 15 | 1,165 | 2,455 | - | - | - | - | - | - | - |
| 1985-86 | 1,090 | 2,380 | - | 60 | 15 | 1,165 | 2,455 | - | - | - | - | - | - | - |
| 1986-87 | 1,180 | 2,560 | - | 80 | 19 | 1,279 | 2,659 | - | - | - | - | - | - | - |
| 1987-88 | 1,180 | 2,560 | - | 80 | 19 | 1,279 | 2,659 | - | - | - | - | - | - | - |
| 1988-89 | 1,180 | 2,560 | - | 80 | 19 | 1,279 | 2,659 | - | - | - | - | - | - | - |
| 1989-90 | 1,180 | 2,560 | - | 80 | 19 | 1,279 | 2,659 | - | - | - | - | - | - | - |
| 1990-91 | 1,180 | 2,560 | - | 80 | 19 | 1,279 | 2,659 | - | - | - | - | - | - | - |
| 1991-92 | 1,300 | 2,800 | - | 90 | 19 | 1,409 | 2,909 | - | - | - | - | - | - | - |
| 1992-93 | 1,450 | 3,100 | - | 90 | 22 | 1,562 | 3,212 | - | - | - | - | - | - | - |
| 1993-94 | 1,550 | 3,300 | - | 90 | 21 | 1,661 | 3,411 | - | - | - | - | - | - | - |
| Jamestown Community College | | | | | | | | | | | | | | |
| 1980-81 | 780 | 1,560 | - | 50 | - | 830 | 1,610 | - | - | - | - | - | - | - |
| 1981-82 | 810 | 1,620 | - | 50 | - | 860 | 1,670 | - | - | - | - | - | - | - |
| 1982-83 | 900 | 1,800 | - | 70 | 12 | 982 | 1,882 | - | - | - | - | - | - | - |
| 1983-84 | 1,050 | 2,100 | - | 70 | 12 | 1,132 | 2,182 | - | - | - | - | - | - | - |
| 1984-85 | 1,050 | 2,100 | - | 80 | 20 | 1,150 | 2,200 | - | - | - | - | - | - | - |
| 1985-86 | 1,100 | 2,200 | - | 80 | 12 | 1,192 | 2,292 | - | - | - | - | - | - | - |
| 1986-87 | 1,200 | 2,400 | - | 80 | 16 | 1,296 | 2,496 | - | - | - | - | - | - | - |
| 1987-88 | 1,300 | 2,600 | - | 80 | 35 | 1,415 | 2,715 | - | - | - | - | - | - | - |
| 1988-89 | 1,350 | 2,700 | - | 80 | 38 | 1,468 | 2,818 | - | - | - | - | - | - | - |
| 1989-90 | 1,350 | 2,700 | - | 100 | 60 | 1,510 | 2,860 | - | - | - | - | - | - | - |
| 1990-91 | 1,350 | 2,700 | - | 100 | 50 | 1,500 | 2,850 | - | - | - | - | - | - | - |
| 1991-92 | 1,600 | 3,200 | - | 55 | 145 | 1,800 | 3,400 | - | - | - | - | - | - | - |
| 1992-93 | 1,800 | 3,600 | - | 110 | 115 | 2,025 | 3,825 | - | - | - | - | - | - | - |
| 1993-94 | 1,980 | 3,960 | - | 110 | 90 | 2,180 | 4,160 | - | - | - | - | - | - | - |
| Jefferson Community College | | | | | | | | | | | | | | |
| 1980-81 | 840 | 1,680 | - | 60 | 40 | 940 | 1,780 | - | - | - | - | - | - | - |
| 1981-82 | 900 | 1,800 | - | 62 | 28 | 990 | 1,890 | - | - | - | - | - | - | - |
| 1982-83 | 980 | 1,960 | - | 66 | 34 | 1,080 | 2,060 | - | - | - | - | - | - | - |
| 1983-84 | 1,120 | 2,240 | - | 66 | 34 | 1,220 | 2,340 | - | - | - | - | - | - | - |
| 1984-85 | 1,200 | 2,400 | - | 72 | 26 | 1,298 | 2,498 | - | - | - | - | - | - | - |
| 1985-86 | 1,256 | 1,256 | - | 72 | 56 | 1,384 | 1,384 | - | - | - | - | - | - | - |
| 1986-87 | 1,300 | 1,300 | - | 80 | 68 | 1,448 | 1,448 | - | - | - | - | - | - | - |
| 1987-88 | 1,350 | 1,350 | - | 80 | 35 | 1,465 | 1,465 | - | - | - | - | - | - | - |
| 1988-89 | 1,350 | 1,350 | - | 44 | 32 | 1,426 | 1,426 | - | - | - | - | - | - | - |
| 1989-90 | 1,350 | 2,700 | - | 95 | 26 | 1,471 | 2,821 | - | - | - | - | - | - | - |
| 1990-91 | 1,350 | 2,700 | - | 110 | 27 | 1,487 | 2,837 | - | - | - | - | - | - | - |
| 1991-92 | 1,400 | 2,800 | - | 114 | 25 | 1,539 | 2,939 | - | - | - | - | - | - | - |
| 1992-93 | 1,464 | 2,928 | - | 96 | 116 | 1,676 | 3,140 | - | - | - | - | - | - | - |
| 1993-94 | 1,608 | 3,216 | - | 144 | 81 | 1,833 | 3,441 | - | - | - | - | - | - | - |
| Mohawk Valley Community College | | | | | | | | | | | | | | |
| 1980-81 | 810 | 1,620 | - | 75 | - | 885 | 1,695 | - | - | - | - | - | - | - |
| 1981-82 | 900 | 1,800 | - | 75 | - | 975 | 1,875 | - | - | - | - | - | - | - |
| 1982-83 | 1,000 | 2,000 | - | 74 | - | 1,074 | 2,074 | - | - | - | - | - | - | - |
| 1983-84 | 1,150 | 3,450 | - | 74 | 11 | 1,235 | 3,535 | - | - | - | - | - | - | - |
| 1984-85 | 1,150 | 3,450 | - | 74 | 11 | 1,235 | 3,535 | - | - | - | - | - | - | - |
| 1985-86 | 1,150 | 2,300 | - | 76 | 11 | 1,237 | 2,387 | - | - | - | - | - | - | - |
| 1986-87 | 1,250 | 2,500 | - | 80 | 11 | 1,341 | 2,591 | - | - | - | - | - | - | - |
| 1987-88 | 1,300 | 2,600 | - | 86 | 11 | 1,397 | 2,697 | - | - | - | - | - | - | - |
| 1988-89 | 1,350 | 2,700 | - | 86 | 11 | 1,447 | 2,797 | - | - | - | - | - | - | - |
| 1989-90 | 1,350 | 2,700 | - | 90 | 11 | 1,451 | 2,801 | - | - | - | - | - | - | - |
| 1990-91 | 1,350 | 2,700 | - | 90 | 11 | 1,451 | 2,801 | - | - | - | - | - | - | - |
| 1991-92 | 1,700 | 3,400 | - | 100 | 11 | 1,811 | 3,511 | - | - | - | - | - | - | - |
| 1992-93 | 2,000 | 4,000 | - | 100 | 11 | 2,111 | 4,111 | - | - | - | - | - | - | - |
| 1993-94 | 2,100 | 4,200 | - | 100 | 15 | 2,215 | 4,315 | - | - | - | - | - | - | - |

**Trends in Tuition and Required Fees at the State University of New York
Per Academic Year for Full-time Students: 1980 - 81 through 1993 - 94**

| Academic Year | Full-time Undergraduate Students | | | | | | | Full time Graduate Students | | | | | | |
|--|----------------------------------|--------------|-------------|--------------|------------|----------------|--------------|-----------------------------|--------------|-------------|--------------|------------|----------------|--------------|
| | TUITION | | FEES | | | Tuition + Fees | | TUITION | | FEES | | | Tuition + Fees | |
| | In State | Out of State | College Fee | Activity Fee | Other Fees | In State | Out of State | In State | Out of State | College Fee | Activity Fee | Other Fees | In State | Out of State |
| Monroe Community College | | | | | | | | | | | | | | |
| 1980-81 | 900 | 1,800 | - | 54 | 6 | 960 | 1,860 | - | - | - | - | - | - | - |
| 1981-82 | 900 | 1,800 | - | 54 | 8 | 962 | 1,862 | - | - | - | - | - | - | - |
| 1982-83 | 1,000 | 2,000 | - | 54 | 8 | 1,062 | 2,062 | - | - | - | - | - | - | - |
| 1983-84 | 1,160 | 2,320 | - | 54 | 8 | 1,222 | 2,382 | - | - | - | - | - | - | - |
| 1984-85 | 1,160 | 2,320 | - | 54 | 8 | 1,222 | 2,382 | - | - | - | - | - | - | - |
| 1985-86 | 1,200 | 2,400 | - | 76 | 8 | 1,284 | 2,484 | - | - | - | - | - | - | - |
| 1986-87 | 1,280 | 2,560 | - | 76 | 8 | 1,364 | 2,644 | - | - | - | - | - | - | - |
| 1987-88 | 1,350 | 2,700 | - | 76 | 23 | 1,449 | 2,799 | - | - | - | - | - | - | - |
| 1988-89 | 1,350 | 2,700 | - | 76 | 8 | 1,434 | 2,784 | - | - | - | - | - | - | - |
| 1989-90 | 1,350 | 2,700 | - | 90 | 8 | 1,448 | 2,798 | - | - | - | - | - | - | - |
| 1990-91 | 1,430 | 2,860 | - | 96 | 8 | 1,534 | 2,964 | - | - | - | - | - | - | - |
| 1991-92 | 1,750 | 3,500 | - | 106 | 16 | 1,872 | 3,622 | - | - | - | - | - | - | - |
| 1992-93 | 1,975 | 3,950 | - | 100 | 125 | 2,200 | 4,175 | - | - | - | - | - | - | - |
| 1993-94 | 2,100 | 4,200 | - | 118 | 66 | 2,284 | 4,384 | - | - | - | - | - | - | - |
| Nassau Community College | | | | | | | | | | | | | | |
| 1980-81 | 900 | 1,800 | - | 50 | - | 950 | 1,850 | - | - | - | - | - | - | - |
| 1981-82 | 900 | 1,800 | - | 50 | - | 950 | 1,850 | - | - | - | - | - | - | - |
| 1982-83 | 900 | 1,800 | - | 60 | - | 960 | 1,860 | - | - | - | - | - | - | - |
| 1983-84 | 1,050 | 2,100 | - | 60 | - | 1,110 | 2,160 | - | - | - | - | - | - | - |
| 1984-85 | 1,150 | 2,300 | - | 70 | - | 1,220 | 2,370 | - | - | - | - | - | - | - |
| 1985-86 | 1,230 | 2,460 | - | 70 | - | 1,300 | 2,530 | - | - | - | - | - | - | - |
| 1986-87 | 1,330 | 2,660 | - | 70 | 50 | 1,450 | 2,780 | - | - | - | - | - | - | - |
| 1987-88 | 1,350 | 2,700 | - | 90 | 80 | 1,520 | 2,870 | - | - | - | - | - | - | - |
| 1988-89 | 1,350 | 2,700 | - | 90 | 49 | 1,489 | 2,839 | - | - | - | - | - | - | - |
| 1989-90 | 1,350 | 2,700 | - | 90 | 60 | 1,500 | 2,850 | - | - | - | - | - | - | - |
| 1990-91 | 1,450 | 2,900 | - | 90 | 70 | 1,610 | 3,060 | - | - | - | - | - | - | - |
| 1991-92 | 1,650 | 3,300 | - | 90 | 74 | 1,814 | 3,464 | - | - | - | - | - | - | - |
| 1992-93 | 1,850 | 3,700 | - | 90 | 78 | 2,018 | 3,868 | - | - | - | - | - | - | - |
| 1993-94 | 1,850 | 3,700 | - | 90 | 77 | 2,017 | 3,867 | - | - | - | - | - | - | - |
| Niagara Community College | | | | | | | | | | | | | | |
| 1980-81 | 800 | 1,600 | - | 50 | - | 850 | 1,650 | - | - | - | - | - | - | - |
| 1981-82 | 800 | 1,600 | - | 50 | - | 850 | 1,650 | - | - | - | - | - | - | - |
| 1982-83 | 870 | 1,960 | - | 50 | - | 920 | 2,010 | - | - | - | - | - | - | - |
| 1983-84 | 1,050 | 2,100 | - | 50 | - | 1,100 | 2,150 | - | - | - | - | - | - | - |
| 1984-85 | 1,050 | 2,100 | - | 50 | - | 1,100 | 2,150 | - | - | - | - | - | - | - |
| 1985-86 | 1,050 | 2,100 | - | 50 | - | 1,100 | 2,150 | - | - | - | - | - | - | - |
| 1986-87 | 1,130 | 2,260 | - | 60 | 10 | 1,200 | 2,330 | - | - | - | - | - | - | - |
| 1987-88 | 1,130 | 2,260 | - | 60 | - | 1,190 | 2,320 | - | - | - | - | - | - | - |
| 1988-89 | 1,280 | 2,560 | - | 60 | - | 1,340 | 2,620 | - | - | - | - | - | - | - |
| 1989-90 | 1,280 | 2,560 | - | 60 | - | 1,340 | 2,620 | - | - | - | - | - | - | - |
| 1990-91 | 1,280 | 2,560 | - | 70 | - | 1,350 | 2,630 | - | - | - | - | - | - | - |
| 1991-92 | 1,600 | 3,200 | - | 80 | - | 1,680 | 3,280 | - | - | - | - | - | - | - |
| 1992-93 | 1,700 | 3,400 | - | 80 | - | 1,780 | 3,480 | - | - | - | - | - | - | - |
| 1993-94 | 1,970 | 3,940 | - | 80 | - | 2,050 | 4,020 | - | - | - | - | - | - | - |
| North Country Community College | | | | | | | | | | | | | | |
| 1980-81 | 790 | 1,580 | - | 80 | 12 | 882 | 1,672 | - | - | - | - | - | - | - |
| 1981-82 | 790 | 1,580 | - | 85 | 18 | 893 | 1,683 | - | - | - | - | - | - | - |
| 1982-83 | 900 | 1,800 | - | 85 | 18 | 1,003 | 1,903 | - | - | - | - | - | - | - |
| 1983-84 | 925 | 1,850 | - | 85 | 18 | 1,028 | 1,953 | - | - | - | - | - | - | - |
| 1984-85 | 1,100 | 2,200 | - | 80 | 20 | 1,200 | 2,300 | - | - | - | - | - | - | - |
| 1985-86 | 1,150 | 2,300 | - | 80 | 25 | 1,255 | 2,405 | - | - | - | - | - | - | - |
| 1986-87 | 1,250 | 2,500 | - | 80 | 25 | 1,355 | 2,605 | - | - | - | - | - | - | - |
| 1987-88 | 1,325 | 2,650 | - | 80 | 25 | 1,430 | 2,755 | - | - | - | - | - | - | - |
| 1988-89 | 1,325 | 2,650 | - | 80 | 25 | 1,430 | 2,755 | - | - | - | - | - | - | - |
| 1989-90 | 1,350 | 2,700 | - | 80 | 25 | 1,455 | 2,805 | - | - | - | - | - | - | - |
| 1990-91 | 1,350 | 2,700 | - | 80 | 25 | 1,455 | 2,805 | - | - | - | - | - | - | - |
| 1991-92 | 1,600 | 3,200 | - | 80 | 25 | 1,705 | 3,305 | - | - | - | - | - | - | - |
| 1992-93 | 1,800 | 3,600 | - | 80 | 25 | 1,905 | 3,705 | - | - | - | - | - | - | - |
| 1993-94 | 2,000 | 4,000 | - | 80 | 35 | 2,115 | 4,115 | - | - | - | - | - | - | - |

**Trends in Tuition and Required Fees at the State University of New York
Per Academic Year for Full-time Students: 1980 - 81 through 1993 - 94**

| Academic Year | Full-time Undergraduate Students | | | | | | | Full time Graduate Students | | | | | | |
|--------------------------------------|----------------------------------|--------------|-------------|--------------|------------|----------------|--------------|-----------------------------|--------------|-------------|--------------|------------|----------------|--------------|
| | TUITION | | FEES | | | Tuition + Fees | | TUITION | | FEES | | | Tuition + Fees | |
| | In State | Out of State | College Fee | Activity Fee | Other Fees | In State | Out of State | In State | Out of State | College Fee | Activity Fee | Other Fees | In State | Out of State |
| Onondaga Community College | | | | | | | | | | | | | | |
| 1980-81 | 820 | 1,640 | - | 50 | - | 870 | 1,690 | - | - | - | - | - | - | - |
| 1981-82 | 976 | 1,952 | - | 50 | - | 1,026 | 2,002 | - | - | - | - | - | - | - |
| 1982-83 | 1,026 | 2,052 | - | 50 | - | 1,076 | 2,102 | - | - | - | - | - | - | - |
| 1983-84 | 1,050 | 3,150 | - | 50 | - | 1,100 | 3,200 | - | - | - | - | - | - | - |
| 1984-85 | 1,142 | 3,426 | - | 64 | - | 1,206 | 3,490 | - | - | - | - | - | - | - |
| 1985-86 | 1,200 | 3,600 | - | 64 | - | 1,264 | 3,664 | - | - | - | - | - | - | - |
| 1986-87 | 1,300 | 3,900 | - | 64 | - | 1,364 | 3,964 | - | - | - | - | - | - | - |
| 1987-88 | 1,350 | 4,050 | - | 64 | - | 1,414 | 4,114 | - | - | - | - | - | - | - |
| 1988-89 | 1,350 | 4,050 | - | 76 | - | 1,426 | 4,126 | - | - | - | - | - | - | - |
| 1989-90 | 1,350 | 4,050 | - | 84 | - | 1,434 | 4,134 | - | - | - | - | - | - | - |
| 1990-91 | 1,350 | 4,050 | - | 84 | - | 1,434 | 4,134 | - | - | - | - | - | - | - |
| 1991-92 | 1,540 | 4,620 | - | 92 | - | 1,632 | 4,712 | - | - | - | - | - | - | - |
| 1992-93 | 1,750 | 5,250 | - | 92 | - | 1,842 | 5,342 | - | - | - | - | - | - | - |
| 1993-94 | 2,000 | 6,000 | - | 92 | - | 2,092 | 6,092 | - | - | - | - | - | - | - |
| Orange Community College | | | | | | | | | | | | | | |
| 1980-81 | 900 | 1,800 | - | 50 | 15 | 965 | 1,865 | - | - | - | - | - | - | - |
| 1981-82 | 900 | 1,800 | - | 50 | 15 | 965 | 1,865 | - | - | - | - | - | - | - |
| 1982-83 | 1,050 | 2,100 | - | 50 | 15 | 1,115 | 2,165 | - | - | - | - | - | - | - |
| 1983-84 | 1,152 | 2,304 | - | 50 | 15 | 1,217 | 2,369 | - | - | - | - | - | - | - |
| 1984-85 | 1,252 | 2,504 | - | 50 | 15 | 1,317 | 2,569 | - | - | - | - | - | - | - |
| 1985-86 | 1,252 | 2,504 | - | 70 | 15 | 1,337 | 2,589 | - | - | - | - | - | - | - |
| 1986-87 | 1,252 | 2,504 | - | 70 | 15 | 1,337 | 2,589 | - | - | - | - | - | - | - |
| 1987-88 | 1,300 | 2,600 | - | 70 | 15 | 1,385 | 2,685 | - | - | - | - | - | - | - |
| 1988-89 | 1,350 | 2,700 | - | 70 | 15 | 1,435 | 2,785 | - | - | - | - | - | - | - |
| 1989-90 | 1,350 | 2,700 | - | 70 | 15 | 1,435 | 2,785 | - | - | - | - | - | - | - |
| 1990-91 | 1,350 | 2,700 | - | 70 | 15 | 1,435 | 2,785 | - | - | - | - | - | - | - |
| 1991-92 | 1,650 | 3,300 | - | 70 | 30 | 1,750 | 3,400 | - | - | - | - | - | - | - |
| 1992-93 | 1,750 | 3,500 | - | 70 | 15 | 1,835 | 3,585 | - | - | - | - | - | - | - |
| 1993-94 | 1,800 | 3,600 | - | 70 | 15 | 1,885 | 3,685 | - | - | - | - | - | - | - |
| Rockland Community College | | | | | | | | | | | | | | |
| 1980-81 | 820 | 1,640 | - | 44 | - | 864 | 1,684 | - | - | - | - | - | - | - |
| 1981-82 | 860 | 1,720 | - | 50 | - | 910 | 1,770 | - | - | - | - | - | - | - |
| 1982-83 | 900 | 1,800 | - | 50 | - | 950 | 1,850 | - | - | - | - | - | - | - |
| 1983-84 | 1,100 | 2,200 | - | 56 | 10 | 1,166 | 2,266 | - | - | - | - | - | - | - |
| 1984-85 | 1,100 | 2,200 | - | 56 | 10 | 1,166 | 2,266 | - | - | - | - | - | - | - |
| 1985-86 | 1,120 | 2,240 | - | 56 | 8 | 1,184 | 2,304 | - | - | - | - | - | - | - |
| 1986-87 | 1,120 | 2,240 | - | 56 | 8 | 1,184 | 2,304 | - | - | - | - | - | - | - |
| 1987-88 | 1,200 | 2,400 | - | 75 | 40 | 1,315 | 2,515 | - | - | - | - | - | - | - |
| 1988-89 | 1,300 | 2,600 | - | 75 | 26 | 1,401 | 2,701 | - | - | - | - | - | - | - |
| 1989-90 | 1,350 | 2,700 | - | 75 | 26 | 1,451 | 2,801 | - | - | - | - | - | - | - |
| 1990-91 | 1,350 | 2,700 | - | 75 | 26 | 1,451 | 2,801 | - | - | - | - | - | - | - |
| 1991-92 | 1,750 | 3,500 | - | 38 | 83 | 1,871 | 3,621 | - | - | - | - | - | - | - |
| 1992-93 | 1,950 | 3,900 | - | 75 | 45 | 2,070 | 4,020 | - | - | - | - | - | - | - |
| 1993-94 | 2,050 | 4,100 | - | 75 | 132 | 2,257 | 4,307 | - | - | - | - | - | - | - |
| Schenectady Community College | | | | | | | | | | | | | | |
| 1980-81 | 840 | 1,680 | - | 70 | 12 | 922 | 1,762 | - | - | - | - | - | - | - |
| 1981-82 | 880 | 1,760 | - | 70 | 13 | 963 | 1,843 | - | - | - | - | - | - | - |
| 1982-83 | 980 | 1,960 | - | 70 | 13 | 1,063 | 2,043 | - | - | - | - | - | - | - |
| 1983-84 | 1,100 | 2,200 | - | 70 | 13 | 1,183 | 2,283 | - | - | - | - | - | - | - |
| 1984-85 | 1,100 | 2,200 | - | 70 | 13 | 1,183 | 2,283 | - | - | - | - | - | - | - |
| 1985-86 | 1,100 | 2,200 | - | 72 | 13 | 1,185 | 2,285 | - | - | - | - | - | - | - |
| 1986-87 | 1,190 | 2,380 | - | 90 | 13 | 1,293 | 2,483 | - | - | - | - | - | - | - |
| 1987-88 | 1,250 | 2,500 | - | 90 | 13 | 1,353 | 2,603 | - | - | - | - | - | - | - |
| 1988-89 | 1,350 | 2,700 | - | 90 | 13 | 1,453 | 2,803 | - | - | - | - | - | - | - |
| 1989-90 | 1,350 | 2,700 | - | 45 | 13 | 1,408 | 2,758 | - | - | - | - | - | - | - |
| 1990-91 | 1,425 | 2,850 | - | 45 | 13 | 1,483 | 2,908 | - | - | - | - | - | - | - |
| 1991-92 | 1,550 | 3,100 | - | 90 | 13 | 1,653 | 3,203 | - | - | - | - | - | - | - |
| 1992-93 | 1,750 | 3,500 | - | 90 | 13 | 1,853 | 3,603 | - | - | - | - | - | - | - |
| 1993-94 | 1,790 | 3,580 | - | 50 | 13 | 1,893 | 3,683 | - | - | - | - | - | - | - |

**Trends in Tuition and Required Fees at the State University of New York
Per Academic Year for Full-time Students: 1980 - 81 through 1993 - 94**

| Academic Year | Full-time Undergraduate Students | | | | | | | Full time Graduate Students | | | | | | |
|--|----------------------------------|--------------|-------------|--------------|------------|----------------|--------------|-----------------------------|--------------|-------------|--------------|------------|----------------|--------------|
| | TUITION | | FEES | | | Tuition + Fees | | TUITION | | FEES | | | Tuition + Fees | |
| | In State | Out of State | College Fee | Activity Fee | Other Fees | In State | Out of State | In State | Out of State | College Fee | Activity Fee | Other Fees | In State | Out of State |
| Suffolk Community College | | | | | | | | | | | | | | |
| 1980-81 | 790 | 1,580 | - | 76 | - | 866 | 1,656 | - | - | - | - | - | - | - |
| 1981-82 | 840 | 1,680 | - | 76 | - | 916 | 1,756 | - | - | - | - | - | - | - |
| 1982-83 | 860 | 1,720 | - | 60 | 18 | 938 | 1,798 | - | - | - | - | - | - | - |
| 1983-84 | 970 | 1,940 | - | 70 | 18 | 1,058 | 2,028 | - | - | - | - | - | - | - |
| 1984-85 | 1,060 | 2,120 | - | 70 | 66 | 1,196 | 2,256 | - | - | - | - | - | - | - |
| 1985-86 | 1,160 | 2,320 | - | 80 | 66 | 1,306 | 2,466 | - | - | - | - | - | - | - |
| 1986-87 | 1,260 | 2,520 | - | 80 | 36 | 1,376 | 2,636 | - | - | - | - | - | - | - |
| 1987-88 | 1,340 | 2,680 | - | 90 | 58 | 1,488 | 2,828 | - | - | - | - | - | - | - |
| 1988-89 | 1,350 | 2,700 | - | 90 | 18 | 1,458 | 2,808 | - | - | - | - | - | - | - |
| 1989-90 | 1,350 | 2,700 | - | 90 | 18 | 1,458 | 2,808 | - | - | - | - | - | - | - |
| 1990-91 | 1,350 | 2,700 | - | 90 | 20 | 1,460 | 2,810 | - | - | - | - | - | - | - |
| 1991-92 | 1,570 | 3,140 | - | 90 | 42 | 1,702 | 3,272 | - | - | - | - | - | - | - |
| 1992-93 | 1,850 | 3,700 | - | 96 | 20 | 1,966 | 3,816 | - | - | - | - | - | - | - |
| 1993-94 | 1,850 | 3,700 | - | 100 | 22 | 1,972 | 3,822 | - | - | - | - | - | - | - |
| Sullivan Community College | | | | | | | | | | | | | | |
| 1980-81 | 800 | 1,600 | - | 70 | 24 | 894 | 1,694 | - | - | - | - | - | - | - |
| 1981-82 | 850 | 1,700 | - | 74 | 32 | 956 | 1,806 | - | - | - | - | - | - | - |
| 1982-83 | 950 | 2,375 | - | 74 | 32 | 1,056 | 2,481 | - | - | - | - | - | - | - |
| 1983-84 | 1,050 | 3,150 | - | 84 | 32 | 1,166 | 3,266 | - | - | - | - | - | - | - |
| 1984-85 | 1,200 | 3,150 | - | 84 | 38 | 1,322 | 3,272 | - | - | - | - | - | - | - |
| 1985-86 | 1,300 | 2,600 | - | 100 | 27 | 1,427 | 2,727 | - | - | - | - | - | - | - |
| 1986-87 | 1,350 | 2,700 | - | 100 | 60 | 1,510 | 2,860 | - | - | - | - | - | - | - |
| 1987-88 | 1,350 | 2,700 | - | 100 | 60 | 1,510 | 2,860 | - | - | - | - | - | - | - |
| 1988-89 | 1,350 | 2,700 | - | 100 | 36 | 1,486 | 2,836 | - | - | - | - | - | - | - |
| 1989-90 | 1,350 | 3,000 | - | 110 | 36 | 1,496 | 3,146 | - | - | - | - | - | - | - |
| 1990-91 | 1,350 | 3,200 | - | 114 | 36 | 1,500 | 3,350 | - | - | - | - | - | - | - |
| 1991-92 | 1,650 | 3,500 | - | 114 | 36 | 1,800 | 3,650 | - | - | - | - | - | - | - |
| 1992-93 | 1,850 | 3,700 | - | 114 | 36 | 2,000 | 3,850 | - | - | - | - | - | - | - |
| 1993-94 | 1,900 | 3,800 | - | 114 | 36 | 2,050 | 3,950 | - | - | - | - | - | - | - |
| Tompkins-Cortland Community College | | | | | | | | | | | | | | |
| 1980-81 | 800 | 1,600 | - | 50 | 2 | 852 | 1,652 | - | - | - | - | - | - | - |
| 1981-82 | 900 | 1,800 | - | 60 | 2 | 962 | 1,862 | - | - | - | - | - | - | - |
| 1982-83 | 1,000 | 3,000 | - | 60 | 3 | 1,063 | 3,063 | - | - | - | - | - | - | - |
| 1983-84 | 1,080 | 3,080 | - | 60 | 3 | 1,143 | 3,143 | - | - | - | - | - | - | - |
| 1984-85 | 1,150 | 3,250 | - | 60 | 3 | 1,213 | 3,313 | - | - | - | - | - | - | - |
| 1985-86 | 1,200 | 3,500 | - | 60 | 26 | 1,286 | 3,586 | - | - | - | - | - | - | - |
| 1986-87 | 1,250 | 2,500 | - | 75 | 14 | 1,339 | 2,589 | - | - | - | - | - | - | - |
| 1987-88 | 1,275 | 2,550 | - | 75 | 20 | 1,370 | 2,645 | - | - | - | - | - | - | - |
| 1988-89 | 1,325 | 2,650 | - | 75 | 20 | 1,420 | 2,745 | - | - | - | - | - | - | - |
| 1989-90 | 1,350 | 2,700 | - | 38 | 20 | 1,408 | 2,758 | - | - | - | - | - | - | - |
| 1990-91 | 1,350 | 2,700 | - | 100 | 118 | 1,568 | 2,918 | - | - | - | - | - | - | - |
| 1991-92 | 1,650 | 3,300 | - | 120 | 27 | 1,797 | 3,447 | - | - | - | - | - | - | - |
| 1992-93 | 1,900 | 3,800 | - | 120 | 25 | 2,045 | 3,945 | - | - | - | - | - | - | - |
| 1993-94 | 2,100 | 4,200 | - | 120 | 25 | 2,245 | 4,345 | - | - | - | - | - | - | - |
| Ulster Community College | | | | | | | | | | | | | | |
| 1980-81 | 820 | 1,640 | - | 65 | - | 885 | 1,705 | - | - | - | - | - | - | - |
| 1981-82 | 900 | 1,800 | - | 67 | - | 967 | 1,867 | - | - | - | - | - | - | - |
| 1982-83 | 1,000 | 3,000 | - | 62 | 6 | 1,068 | 3,068 | - | - | - | - | - | - | - |
| 1983-84 | 1,150 | 3,450 | - | 62 | 6 | 1,218 | 3,518 | - | - | - | - | - | - | - |
| 1984-85 | 1,250 | 3,750 | - | 66 | 6 | 1,322 | 3,822 | - | - | - | - | - | - | - |
| 1985-86 | 1,300 | 2,600 | - | 66 | 9 | 1,375 | 2,675 | - | - | - | - | - | - | - |
| 1986-87 | 1,300 | 2,600 | - | 66 | 9 | 1,375 | 2,675 | - | - | - | - | - | - | - |
| 1987-88 | 1,300 | 2,600 | - | 75 | - | 1,375 | 2,675 | - | - | - | - | - | - | - |
| 1988-89 | 1,350 | 2,700 | - | 80 | 9 | 1,439 | 2,789 | - | - | - | - | - | - | - |
| 1989-90 | 1,350 | 2,700 | - | 80 | 8 | 1,438 | 2,788 | - | - | - | - | - | - | - |
| 1990-91 | 1,350 | 2,700 | - | 90 | 9 | 1,449 | 2,799 | - | - | - | - | - | - | - |
| 1991-92 | 1,650 | 3,300 | - | 90 | 12 | 1,752 | 3,402 | - | - | - | - | - | - | - |
| 1992-93 | 1,750 | 3,500 | - | 90 | 24 | 1,864 | 3,614 | - | - | - | - | - | - | - |
| 1993-94 | 1,870 | 3,740 | - | 90 | 24 | 1,984 | 3,854 | - | - | - | - | - | - | - |

**Trends in Tuition and Required Fees at the State University of New York
Per Academic Year for Full-time Students: 1980 - 81 through 1993 - 94**

| Academic Year | Full-time Undergraduate Students | | | | | | | Full time Graduate Students | | | | | | |
|--------------------------------------|----------------------------------|--------------|-------------|--------------|------------|----------------|--------------|-----------------------------|--------------|-------------|--------------|------------|----------------|--------------|
| | TUITION | | FEES | | | Tuition + Fees | | TUITION | | FEES | | | Tuition + Fees | |
| | In State | Out of State | College Fee | Activity Fee | Other Fees | In State | Out of State | In State | Out of State | College Fee | Activity Fee | Other Fees | In State | Out of State |
| Westchester Community College | | | | | | | | | | | | | | |
| 1980-81 | 750 | 1,500 | - | 72 | 25 | 847 | 1,597 | - | - | - | - | - | - | - |
| 1981-82 | 800 | 1,600 | - | 75 | 47 | 922 | 1,722 | - | - | - | - | - | - | - |
| 1982-83 | 900 | 2,250 | - | 75 | 47 | 1,022 | 2,372 | - | - | - | - | - | - | - |
| 1983-84 | 1,000 | 2,500 | - | 75 | 48 | 1,123 | 2,623 | - | - | - | - | - | - | - |
| 1984-85 | 1,150 | 2,875 | - | 75 | 49 | 1,274 | 2,999 | - | - | - | - | - | - | - |
| 1985-86 | 1,250 | 3,125 | - | 129 | - | 1,379 | 3,254 | - | - | - | - | - | - | - |
| 1986-87 | 1,325 | 3,312 | - | 85 | 49 | 1,459 | 3,446 | - | - | - | - | - | - | - |
| 1987-88 | 1,350 | 3,375 | - | 85 | 58 | 1,493 | 3,518 | - | - | - | - | - | - | - |
| 1988-89 | 1,350 | 3,375 | - | 143 | - | 1,493 | 3,518 | - | - | - | - | - | - | - |
| 1989-90 | 1,350 | 3,375 | - | 153 | - | 1,503 | 3,528 | - | - | - | - | - | - | - |
| 1990-91 | 1,350 | 3,375 | - | 154 | - | 1,504 | 3,529 | - | - | - | - | - | - | - |
| 1991-92 | 1,550 | 3,875 | - | 214 | - | 1,764 | 4,089 | - | - | - | - | - | - | - |
| 1992-93 | 1,750 | 4,375 | - | 217 | - | 1,967 | 4,592 | - | - | - | - | - | - | - |
| 1993-94 | 1,950 | 4,875 | - | 95 | 123 | 2,168 | 5,093 | - | - | - | - | - | - | - |

Notes:

Fee averages for institutional types may not add across to totals since each average includes only those institutions which have such fees.

Averages shown for state-operated institutions exclude the Statutory Colleges and the Community Colleges.

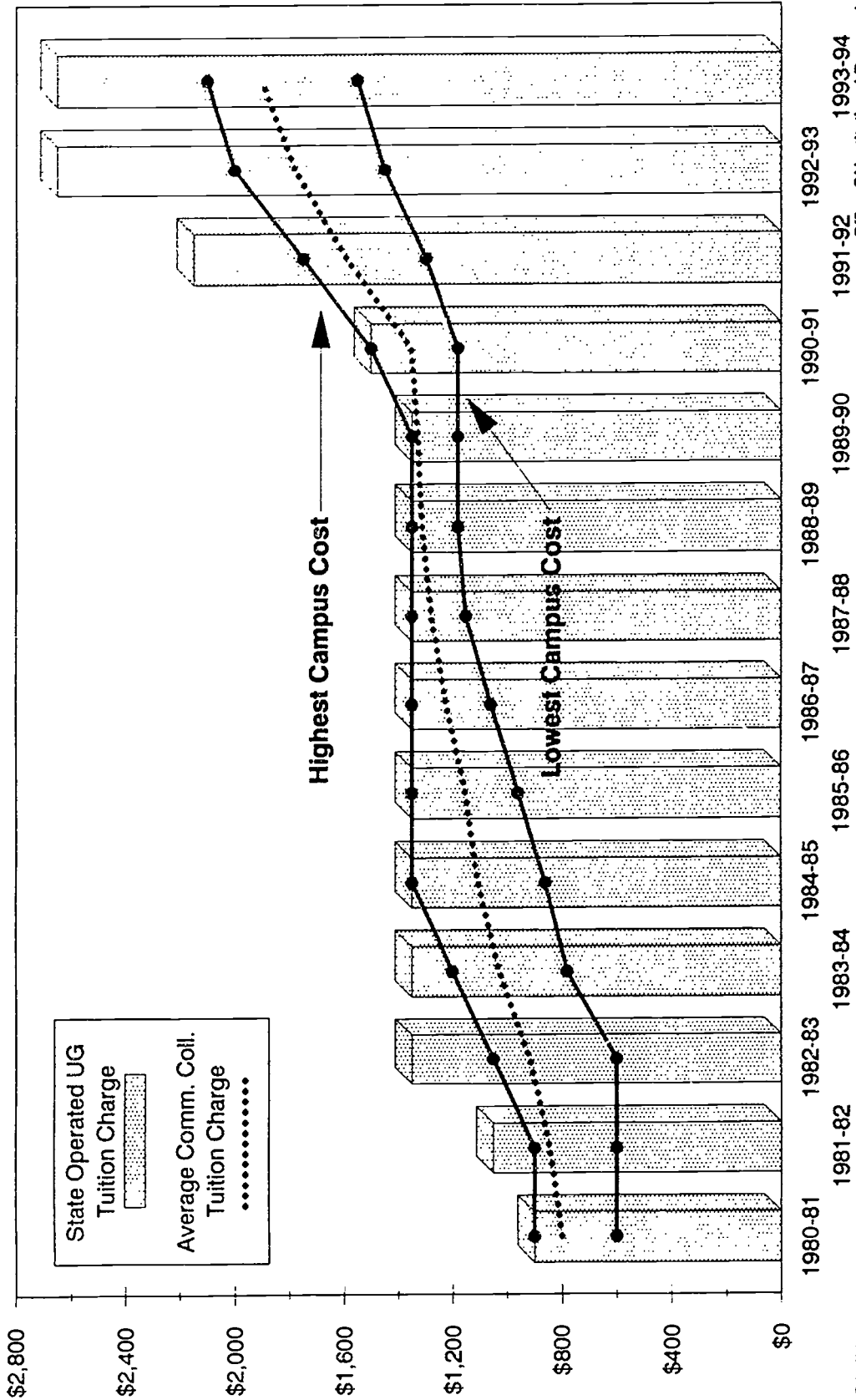
94/05-19
SEJ
January 4, 1994

Office of Institutional Research
Central Administration
State University of New York

Range of Resident Tuition Charges/Academic Year

Community Colleges within the State University of New York

1980-81 to 1993-94



G94/01
SEL

January 4, 1994

Office Of Institutional Research
Central Administration
State University of New York

**Trends in the Distribution of Allowances for Variable Student Costs: 1980/81 to 1993/94
For Three Cohorts of Students at the State University of New York**

| Academic Year | Books/Supplies | LIVING ARRANGEMENT | | | | | | | | | |
|--|----------------|-----------------------|-------|----------------|----------------|---------------------------|----------------|----------------|-------------------|----------------|----------------|
| | | Campus Resident Halls | | | | Non-Institutional Housing | | | Commuter Students | | |
| | | Room | Board | Transportation | Personal/Other | Room/Board | Transportation | Personal/Other | Room/Board | Transportation | Personal/Other |
| State University Average | | | | | | | | | | | |
| 1980-81 | 248 | 969 | 1,154 | 215 | 623 | 2,084 | 309 | 575 | 891 | 439 | 538 |
| 1981-82 | 265 | 1,147 | 1,086 | 227 | 637 | 2,330 | 361 | 624 | 1,099 | 481 | 552 |
| 1982-83 | 289 | 1,295 | 1,169 | 233 | 648 | 2,508 | 371 | 634 | 1,110 | 532 | 564 |
| 1983-84 | 312 | 1,458 | 1,230 | 257 | 698 | 2,685 | 386 | 671 | 1,176 | 543 | 572 |
| 1984-85 | 326 | 1,602 | 1,298 | 266 | 710 | 2,823 | 424 | 695 | 1,205 | 553 | 589 |
| 1985-86 | 354 | 1,630 | 1,356 | 280 | 735 | 2,928 | 438 | 705 | 1,239 | 554 | 620 |
| 1986-87 | 378 | 1,753 | 1,416 | 288 | 767 | 3,061 | 449 | 733 | 1,237 | 564 | 681 |
| 1987-88 | 416 | 1,869 | 1,478 | 333 | 814 | 3,294 | 483 | 794 | 1,377 | 599 | 740 |
| 1988-89 | 447 | 2,051 | 1,534 | 347 | 852 | 3,616 | 502 | 795 | 1,641 | 627 | 749 |
| 1989-90 | 478 | 2,194 | 1,605 | 385 | 862 | 3,823 | 542 | 812 | 1,766 | 701 | 757 |
| 1990-91 | 497 | 2,268 | 1,701 | 396 | 913 | 4,047 | 567 | 844 | 1,763 | 755 | 747 |
| 1991-92 | 508 | 2,443 | 1,809 | 418 | 866 | 4,263 | 605 | 835 | 1,741 | 810 | 744 |
| 1992-93 | 544 | 2,592 | 1,885 | 434 | 886 | 4,459 | 617 | 858 | 1,794 | 858 | 795 |
| 1993-94 | 598 | 2,749 | 2,034 | 422 | 943 | 4,630 | 625 | 868 | 1,838 | 852 | 800 |
| State Operated Institutions (Average) | | | | | | | | | | | |
| 1980-81 | 270 | 966 | 949 | 220 | 614 | 2,087 | 270 | 590 | 917 | 403 | 576 |
| 1981-82 | 281 | 1,111 | 1,040 | 236 | 617 | 2,403 | 332 | 643 | 1,122 | 445 | 578 |
| 1982-83 | 307 | 1,262 | 1,111 | 244 | 628 | 2,633 | 344 | 651 | 1,167 | 519 | 586 |
| 1983-84 | 334 | 1,411 | 1,189 | 270 | 655 | 2,848 | 360 | 684 | 1,245 | 519 | 601 |
| 1984-85 | 347 | 1,559 | 1,257 | 281 | 669 | 3,043 | 406 | 724 | 1,252 | 541 | 626 |
| 1985-86 | 388 | 1,564 | 1,320 | 294 | 680 | 3,048 | 402 | 710 | 1,273 | 524 | 679 |
| 1986-87 | 418 | 1,692 | 1,370 | 305 | 705 | 3,190 | 397 | 774 | 1,277 | 531 | 794 |
| 1987-88 | 461 | 1,805 | 1,438 | 357 | 752 | 3,417 | 432 | 843 | 1,450 | 582 | 848 |
| 1988-89 | 501 | 1,909 | 1,493 | 371 | 794 | 3,663 | 468 | 798 | 1,749 | 615 | 843 |
| 1989-90 | 539 | 2,033 | 1,556 | 415 | 792 | 3,983 | 531 | 822 | 1,910 | 689 | 860 |
| 1990-91 | 550 | 2,184 | 1,631 | 415 | 851 | 4,129 | 557 | 913 | 1,804 | 775 | 825 |
| 1991-92 | 505 | 2,361 | 1,730 | 447 | 866 | 4,404 | 605 | 922 | 1,736 | 834 | 785 |
| 1992-93 | 574 | 2,506 | 1,801 | 467 | 885 | 4,714 | 629 | 961 | 1,819 | 922 | 875 |
| 1993-94 | 657 | 2,673 | 1,959 | 450 | 936 | 4,978 | 610 | 975 | 1,885 | 892 | 890 |
| Centers (Average) | | | | | | | | | | | |
| 1980-81 | 246 | 950 | 1,030 | 200 | 624 | 2,533 | 200 | 624 | 728 | 393 | 587 |
| 1981-82 | 258 | 1,100 | 1,146 | 213 | 624 | 2,764 | 438 | 624 | 965 | 443 | 587 |
| 1982-83 | 300 | 1,250 | 1,207 | 235 | 651 | 2,991 | 493 | 651 | 1,050 | 673 | 651 |
| 1983-84 | 350 | 1,400 | 1,251 | 343 | 679 | 3,118 | 590 | 679 | 1,292 | 583 | 679 |
| 1984-85 | 363 | 1,550 | 1,270 | 333 | 729 | 3,358 | 676 | 742 | 1,217 | 748 | 642 |
| 1985-86 | 372 | 1,550 | 1,319 | 336 | 698 | 3,304 | 680 | 698 | 1,234 | 436 | 698 |
| 1986-87 | 374 | 1,697 | 1,336 | 300 | 702 | 3,461 | 709 | 702 | 1,271 | 566 | 1,114 |
| 1987-88 | 438 | 1,889 | 1,359 | 410 | 794 | 3,271 | 410 | 794 | 1,492 | 617 | 1,560 |
| 1988-89 | 481 | 1,972 | 1,430 | 467 | 920 | 3,463 | 755 | 887 | 2,187 | 795 | 1,677 |
| 1989-90 | 497 | 2,142 | 1,476 | 497 | 905 | 3,725 | 811 | 905 | 1,768 | 811 | 1,710 |
| 1990-91 | 543 | 2,283 | 1,567 | 435 | 987 | 3,905 | 671 | 987 | 1,669 | 803 | 987 |
| 1991-92 | 575 | 2,448 | 1,648 | 445 | 993 | 4,612 | 722 | 993 | 1,702 | 932 | 993 |
| 1992-93 | 608 | 2,592 | 1,769 | 490 | 1,007 | 4,951 | 781 | 1,007 | 1,755 | 1,004 | 1,007 |
| 1993-94 | 690 | 2,744 | 1,880 | 450 | 967 | 5,113 | 782 | 967 | 1,826 | 1,026 | 972 |
| Albany | | | | | | | | | | | |
| 1980-81 | 250 | 950 | 825 | 120 | 625 | 1,775 | 120 | 625 | 700 | 170 | 625 |
| 1981-82 | 250 | 1,100 | 920 | 200 | 500 | 2,020 | 200 | 500 | 900 | 350 | 500 |
| 1982-83 | 270 | 1,250 | 920 | 200 | 608 | 2,170 | 200 | 608 | 900 | 620 | 608 |
| 1983-84 | 320 | 1,400 | 963 | 200 | 615 | 2,363 | 200 | 615 | 900 | 620 | 615 |
| 1984-85 | 320 | 1,550 | 1,033 | 160 | 540 | 2,583 | 160 | 540 | 1,100 | 620 | 0 |
| 1985-86 | 340 | 1,550 | 1,033 | 200 | 590 | 2,583 | 200 | 590 | 1,100 | 200 | 590 |
| 1986-87 | 350 | 1,666 | 1,033 | 200 | 600 | 2,699 | 200 | 600 | 1,100 | 200 | 600 |
| 1987-88 | 350 | 1,828 | 1,064 | 200 | 630 | 2,892 | 200 | 630 | 1,252 | 320 | 600 |
| 1988-89 | 375 | 1,986 | 1,117 | 200 | 700 | 3,000 | 200 | 700 | 1,300 | 320 | 700 |
| 1989-90 | 400 | 2,162 | 1,139 | 250 | 650 | 3,301 | 250 | 650 | 1,900 | 250 | 650 |
| 1990-91 | 440 | 2,255 | 1,167 | 260 | 900 | 3,422 | 260 | 900 | 1,900 | 260 | 900 |
| 1991-92 | 500 | 2,440 | 1,226 | 260 | 900 | 3,666 | 260 | 900 | 1,900 | 525 | 900 |
| 1992-93 | 550 | 2,610 | 1,250 | 300 | 1,000 | 3,860 | 300 | 1,000 | 2,000 | 500 | 1,000 |
| 1993-94 | 600 | 2,798 | 1,338 | 350 | 1,000 | 3,916 | 350 | 1,000 | 2,140 | 600 | 1,000 |

**Trends in the Distribution of Allowances for Variable Student Costs: 1980/81 to 1993/94
For Three Cohorts of Students at the State University of New York**

| Academic Year | Books/Supplies | LIVING ARRANGEMENT | | | | | | | | | |
|---------------------------------------|----------------|-----------------------|-------|----------------|----------------|---------------------------|----------------|----------------|-------------------|----------------|----------------|
| | | Campus Resident Halls | | | | Non-Institutional Housing | | | Commuter Students | | |
| | | Room | Board | Transportation | Personal/Other | Room/Board | Transportation | Personal/Other | Room/Board | Transportation | Personal/Other |
| Binghamton | | | | | | | | | | | |
| 1980-81 | 230 | 950 | 1,062 | 150 | 487 | 2,012 | 150 | 487 | 910 | 150 | 487 |
| 1981-82 | 230 | 1,100 | 1,240 | 100 | 559 | 2,340 | 100 | 559 | 760 | 100 | 559 |
| 1982-83 | 250 | 1,250 | 1,290 | 100 | 580 | 2,540 | 100 | 580 | 900 | 400 | 580 |
| 1983-84 | 250 | 1,400 | 1,354 | 200 | 500 | 2,754 | 250 | 500 | 1,354 | 250 | 500 |
| 1984-85 | 300 | 1,550 | 1,228 | 200 | 760 | 2,778 | 200 | 760 | 1,095 | 200 | 760 |
| 1985-86 | 300 | 1,550 | 1,326 | 175 | 700 | 2,876 | 175 | 700 | 1,124 | 175 | 700 |
| 1986-87 | 300 | 1,696 | 1,362 | - | 852 | 3,202 | - | 852 | - | - | 2,499 ② |
| 1987-88 | 350 | 1,882 | 1,412 | - | 959 | 3,388 | - | 959 | - | - | 4,050 ② |
| 1988-89 | 400 | 1,882 | 1,514 | - | 1,040 | 3,562 | - | 1,040 | - | - | 4,200 ② |
| 1989-90 | 400 | 2,074 | 1,552 | - | 1,104 | 3,792 | - | 1,104 | - | - | 4,325 ② |
| 1990-91 | 500 | 2,262 | 1,716 | 200 | 907 | 4,152 | 200 | 907 | 1,371 | 725 | 907 |
| 1991-92 | 600 | 2,400 | 1,814 | 200 | 904 | 4,388 | 200 | 904 | 1,459 | 774 | 904 |
| 1992-93 | 600 | 2,560 | 2,074 | 200 | 903 | 4,760 | 200 | 903 | 1,468 | 892 | 903 |
| 1993-94 | 700 | 2,640 | 2,200 | 200 | 909 | 4,840 | 200 | 909 | 1,516 | 925 | 928 |
| Buffalo Center (Including HSC) | | | | | | | | | | | |
| 1980-81 | 250 | 950 | 1,116 | 340 | 879 | 2,055 | 340 | 879 | 930 | 210 | 729 |
| 1981-82 | 250 | 1,100 | 1,182 | 340 | 887 | 2,305 | 340 | 887 | 1,100 | 210 | 737 |
| 1982-83 | 280 | 1,250 | 1,240 | 340 | 714 | 2,600 | 450 | 714 | 1,300 | 450 | 714 |
| 1983-84 | 330 | 1,400 | 1,300 | 570 | 801 | 2,700 | 570 | 801 | 1,574 | 570 | 801 |
| 1984-85 | 330 | 1,550 | 1,430 | 570 | 817 | 3,100 | 570 | 817 | 1,574 | 570 | 817 |
| 1985-86 | 347 | 1,550 | 1,530 | 570 | 835 | 3,108 | 570 | 835 | 1,613 | 570 | 835 |
| 1986-87 | 347 | 1,675 | 1,560 | 300 | 680 | 3,291 | 598 | 680 | 1,613 | 598 | 680 |
| 1987-88 | 550 | 1,880 | 1,560 | 630 | 848 | 3,440 | 630 | 848 | 1,725 | 630 | 848 |
| 1988-89 | 650 | 1,950 | 1,640 | 700 | 963 | 3,760 | 700 | 963 | 3,760 | 700 | 963 |
| 1989-90 | 689 | 2,100 | 1,738 | 742 | 795 | 3,971 | 742 | 795 | 1,904 | 742 | 795 |
| 1990-91 | 730 | 2,276 | 1,856 | 779 | 1,025 | 4,180 | 779 | 1,025 | 1,904 | 779 | 1,025 |
| 1991-92 | 650 | 2,426 | 1,950 | 820 | 880 | 4,100 | 820 | 880 | 1,950 | 820 | 880 |
| 1992-93 | 683 | 2,528 | 2,050 | 861 | 924 | 4,578 | 861 | 924 | 2,050 | 861 | 924 |
| 1993-94 | 708 | 2,710 | 2,098 | 650 | 740 | 4,808 | 650 | 740 | 2,098 | 650 | 740 |
| Stony Brook (Including HSC) | | | | | | | | | | | |
| 1980-81 | 255 | 950 | 1,116 | 190 | 505 | 4,290 | 190 | 505 | 370 | 1,040 | 505 |
| 1981-82 | 300 | 1,100 | 1,240 | 210 | 550 | 4,390 | 1,110 | 550 | 1,100 | 1,110 | 550 |
| 1982-83 | 400 | 1,250 | 1,376 | 300 | 700 | 4,655 | 1,220 | 700 | 1,100 | 1,220 | 700 |
| 1983-84 | 500 | 1,400 | 1,388 | 400 | 800 | 4,655 | 1,340 | 800 | 1,340 | 890 | 800 |
| 1984-85 | 500 | 1,550 | 1,388 | 400 | 800 | 4,970 | 1,775 | 850 | 1,100 | 1,600 | 450 |
| 1985-86 | 500 | 1,550 | 1,388 | 400 | 665 | 4,650 | 1,775 | 665 | 1,100 | 800 | 665 |
| 1986-87 | 500 | 1,750 | 1,388 | 400 | 675 | 4,650 | 1,330 | 675 | 1,100 | 900 | 675 |
| 1987-88 | 500 | 1,965 | 1,400 | 400 | 740 | 3,365 | 400 | 740 | 1,500 | 900 | 740 |
| 1988-89 | 500 | 2,070 | 1,450 | 500 | 975 | 3,530 | 1,365 | 845 | 1,500 | 1,365 | 845 |
| 1989-90 | 500 | 2,230 | 1,474 | 500 | 1,070 | 3,835 | 1,440 | 1,070 | 1,500 | 1,440 | 1,070 |
| 1990-91 | 500 | 2,338 | 1,528 | 500 | 1,114 | 3,866 | 1,446 | 1,114 | 1,500 | 1,446 | 1,114 |
| 1991-92 | 550 | 2,525 | 1,602 | 500 | 1,288 | 6,295 | 1,607 | 1,288 | 1,500 | 1,607 | 1,288 |
| 1992-93 | 600 | 2,670 | 1,700 | 600 | 1,202 | 6,605 | 1,763 | 1,202 | 1,500 | 1,763 | 1,202 |
| 1993-94 | 750 | 2,828 | 1,884 | 600 | 1,220 | 6,887 | 1,928 | 1,220 | 1,550 | 1,928 | 1,220 |
| University Colleges (Average) | | | | | | | | | | | |
| 1980-81 | 242 | 950 | 906 | 209 | 611 | 1,861 | 246 | 596 | 972 | 350 | 581 |
| 1981-82 | 253 | 1,100 | 986 | 245 | 614 | 2,170 | 284 | 626 | 1,137 | 343 | 563 |
| 1982-83 | 277 | 1,250 | 1,042 | 253 | 597 | 2,334 | 269 | 627 | 1,202 | 381 | 543 |
| 1983-84 | 308 | 1,400 | 1,114 | 272 | 620 | 2,560 | 299 | 654 | 1,232 | 418 | 551 |
| 1984-85 | 323 | 1,550 | 1,199 | 280 | 646 | 2,755 | 317 | 695 | 1,177 | 412 | 620 |
| 1985-86 | 355 | 1,550 | 1,230 | 298 | 679 | 2,782 | 318 | 726 | 1,168 | 460 | 688 |
| 1986-87 | 363 | 1,634 | 1,254 | 318 | 718 | 2,901 | 338 | 741 | 1,340 | 465 | 700 |
| 1987-88 | 393 | 1,745 | 1,330 | 365 | 742 | 3,251 | 447 | 818 | 1,541 | 521 | 730 |
| 1988-89 | 417 | 1,853 | 1,396 | 372 | 774 | 3,405 | 449 | 854 | 1,620 | 523 | 712 |
| 1989-90 | 464 | 1,958 | 1,433 | 428 | 821 | 3,739 | 501 | 903 | 1,948 | 547 | 749 |
| 1990-91 | 471 | 2,087 | 1,499 | 450 | 871 | 3,921 | 546 | 970 | 1,892 | 640 | 806 |
| 1991-92 | 501 | 2,301 | 1,602 | 500 | 830 | 4,152 | 598 | 931 | 1,758 | 729 | 781 |
| 1992-93 | 577 | 2,455 | 1,624 | 531 | 894 | 4,370 | 610 | 1,032 | 1,843 | 756 | 846 |
| 1993-94 | 567 | 2,598 | 1,762 | 510 | 920 | 4,607 | 591 | 1,056 | 1,891 | 726 | 867 |

**Trends in the Distribution of Allowances for Variable Student Costs: 1980/81 to 1993/94
For Three Cohorts of Students at the State University of New York**

| Academic Year | Books/Supplies | LIVING ARRANGEMENT | | | | | | | | | |
|----------------------------|----------------|-----------------------|-------|----------------|----------------|---------------------------|----------------|----------------|-------------------|----------------|----------------|
| | | Campus Resident Halls | | | | Non-Institutional Housing | | | Commuter Students | | |
| | | Room | Board | Transportation | Personal/Other | Room/Board | Transportation | Personal/Other | Room/Board | Transportation | Personal/Other |
| Brockport | | | | | | | | | | | |
| 1980-81 | 300 | 950 | 940 | 345 | 447 | 1,720 | 540 | 517 | 590 | 540 | 517 |
| 1981-82 | 300 | 1,100 | 1,020 | 300 | 492 | 2,100 | 300 | 492 | 1,050 | 300 | 492 |
| 1982-83 | 300 | 1,250 | 1,100 | 350 | 420 | 2,300 | 350 | 482 | 1,150 | 350 | 482 |
| 1983-84 | 450 | 1,400 | 1,200 | 350 | 515 | 2,600 | 350 | 595 | 1,110 | 350 | 595 |
| 1984-85 | 450 | 1,550 | 1,250 | 350 | 325 | 2,800 | 350 | 595 | 1,110 | 350 | 595 |
| 1985-86 | 450 | 1,550 | 1,250 | 350 | 325 | 2,800 | 350 | 595 | 1,110 | 350 | 595 |
| 1986-87 | 450 | 1,600 | 1,250 | 400 | 700 | 2,850 | 400 | 700 | 1,110 | 450 | 700 |
| 1987-88 | 450 | 1,700 | 1,410 | 400 | 700 | 3,110 | 400 | 700 | 1,500 | 450 | 700 |
| 1988-89 | 450 | 1,820 | 1,410 | 400 | 760 | 3,230 | 400 | 700 | 1,500 | 450 | 700 |
| 1989-90 | 450 | 1,980 | 1,460 | 400 | 749 | 3,440 | 400 | 749 | 2,980 | 500 | 749 |
| 1990-91 | 450 | 2,070 | 1,490 | 400 | 895 | 3,560 | 400 | 895 | 1,500 | 700 | 895 |
| 1991-92 | 480 | 2,330 | 1,536 | 420 | 699 | 3,866 | 420 | 699 | 1,721 | 700 | 699 |
| 1992-93 | 500 | 2,440 | 1,620 | 440 | 705 | 4,060 | 440 | 705 | 1,815 | 735 | 705 |
| 1993-94 | 500 | 2,580 | 1,700 | 440 | 810 | 4,280 | 440 | 810 | 2,030 | 440 | 810 |
| Buffalo College | | | | | | | | | | | |
| 1980-81 | 300 | 950 | 1,012 | 300 | 500 | 1,950 | 300 | 500 | 900 | 300 | 500 |
| 1981-82 | 325 | 1,100 | 1,100 | 300 | 500 | 2,200 | 300 | 500 | 1,100 | 300 | 500 |
| 1982-83 | 425 | 1,250 | 1,200 | 300 | 500 | 2,450 | 300 | 500 | 1,100 | 300 | 500 |
| 1983-84 | 425 | 1,400 | 1,300 | 300 | 500 | 2,700 | 300 | 500 | 1,100 | 300 | 500 |
| 1984-85 | 425 | 1,550 | 1,300 | 300 | 500 | 2,850 | 300 | 500 | 1,250 | 300 | 500 |
| 1985-86 | 428 | 1,550 | 1,300 | 350 | 500 | 2,850 | 350 | 500 | 1,250 | 350 | 500 |
| 1986-87 | 430 | 1,600 | 1,300 | 350 | 550 | 2,900 | 350 | 550 | 1,250 | 350 | 550 |
| 1987-88 | 430 | 1,730 | 1,300 | 350 | 550 | 3,030 | 350 | 550 | 1,250 | 350 | 550 |
| 1988-89 | 450 | 1,830 | 1,400 | 350 | 550 | 3,230 | 350 | 550 | 1,500 | 350 | 550 |
| 1989-90 | 450 | 1,990 | 1,400 | 450 | 600 | 3,390 | 450 | 600 | 1,500 | 450 | 600 |
| 1990-91 | 450 | 2,120 | 1,570 | 450 | 600 | 3,690 | 450 | 600 | 1,500 | 450 | 600 |
| 1991-92 | 500 | 2,290 | 1,630 | 450 | 650 | 3,920 | 450 | 650 | 1,500 | 500 | 650 |
| 1992-93 | 550 | 2,380 | 1,300 | 500 | 650 | 3,880 | 500 | 650 | 1,500 | 500 | 650 |
| 1993-94 | 550 | 2,500 | 1,630 | 500 | 650 | 4,130 | 500 | 650 | 1,500 | 500 | 650 |
| Cortland | | | | | | | | | | | |
| 1980-81 | 225 | 950 | 804 | 150 | 825 | 1,550 | 300 | 440 | 1,035 | 300 | 440 |
| 1981-82 | 225 | 1,100 | 896 | 225 | 749 | 1,996 | 225 | 794 | 1,100 | 400 | 470 |
| 1982-83 | 275 | 1,250 | 920 | 225 | 751 | 2,254 | 225 | 751 | 1,250 | 400 | 470 |
| 1983-84 | 250 | 1,400 | 972 | 250 | 738 | 2,372 | 250 | 738 | 1,500 | 500 | 488 |
| 1984-85 | 275 | 1,550 | 1,144 | 250 | 774 | 2,630 | 250 | 774 | 1,500 | 500 | 529 |
| 1985-86 | 330 | 1,550 | 1,144 | 275 | 774 | 2,694 | 275 | 774 | 1,550 | 500 | 529 |
| 1986-87 | 330 | 1,550 | 1,234 | 275 | 755 | 2,714 | 275 | 755 | 1,500 | 550 | 518 |
| 1987-88 | 380 | 1,740 | 1,320 | 275 | 771 | 3,480 | 275 | 771 | 3,460 | 500 | 526 |
| 1988-89 | 425 | 1,780 | 1,340 | 275 | 783 | 3,120 | 275 | 783 | 1,780 | 507 | 526 |
| 1989-90 | 450 | 1,840 | 1,360 | 275 | 800 | 3,200 | 275 | 800 | 2,000 | 520 | 543 |
| 1990-91 | 500 | 1,950 | 1,420 | 300 | 893 | 3,370 | 300 | 893 | 2,200 | 600 | 563 |
| 1991-92 | 550 | 2,140 | 1,680 | 343 | 890 | 3,820 | 343 | 890 | 2,600 | 643 | 560 |
| 1992-93 | 636 | 2,270 | 1,800 | 400 | 897 | 4,070 | 400 | 897 | 2,900 | 700 | 567 |
| 1993-94 | 650 | 2,500 | 1,900 | 400 | 845 | 4,400 | 400 | 845 | 3,125 | 700 | 520 |
| Empire ^③ | | | | | | | | | | | |
| 1980-81 | 180 | - | - | - | - | 2,633 | 225 | 751 | 1,208 | 225 | 751 |
| 1981-82 | 202 | - | - | - | - | 2,812 | 259 | 922 | 1,260 | 259 | 877 |
| 1982-83 | 202 | - | - | - | - | 2,955 | 259 | 975 | 1,325 | 259 | 925 |
| 1983-84 | 202 | - | - | - | - | 2,955 | 259 | 975 | 1,325 | 259 | 925 |
| 1984-85 | 202 | - | - | - | - | 3,105 | 259 | 1,020 | 1,391 | 259 | 971 |
| 1985-86 | 202 | - | - | - | - | 3,105 | 259 | 1,020 | 1,800 | 259 | 971 |
| 1986-87 | 202 | - | - | - | - | 3,615 | 259 | 1,020 | 1,950 | 259 | 1,020 |
| 1987-88 | 405 | - | - | - | - | 5,610 | 304 | 1,725 | 2,048 | 259 | 1,050 |
| 1988-89 | 450 | - | - | - | - | 5,610 | 304 | 1,725 | 2,048 | 304 | 1,050 |
| 1989-90 | 450 | - | - | - | - | 5,610 | 304 | 1,725 | 2,048 | 304 | 1,050 |
| 1990-91 | 450 | - | - | - | - | 5,610 | 304 | 1,725 | 2,048 | 304 | 1,050 |
| 1991-92 | 450 | - | - | - | - | 5,610 | 304 | 1,725 | 2,048 | 304 | 1,050 |
| 1992-93 | 675 | - | - | - | - | 6,450 | 338 | 2,588 | 2,625 | 338 | 1,275 |
| 1993-94 | 675 | - | - | - | - | 6,450 | 338 | 2,588 | 2,625 | 338 | 1,275 |

**Trends in the Distribution of Allowances for Variable Student Costs: 1980/81 to 1993/94
For Three Cohorts of Students at the State University of New York**

| Academic Year | Books/Supplies | LIVING ARRANGEMENT | | | | | | | | | |
|---------------------|----------------|-----------------------|-------|----------------|----------------|---------------------------|----------------|----------------|-------------------|----------------|----------------|
| | | Campus Resident Halls | | | | Non-Institutional Housing | | | Commuter Students | | |
| | | Room | Board | Transportation | Personal/Other | Room/Board | Transportation | Personal/Other | Room/Board | Transportation | Personal/Other |
| Fredonia | | | | | | | | | | | |
| 1980-81 | 200 | 950 | 936 | 250 | 500 | 1,950 | 250 | 500 | 1,000 | 100 | 500 |
| 1981-82 | 250 | 1,100 | 1,055 | 350 | 500 | 2,158 | 350 | 500 | 1,100 | 215 | 500 |
| 1982-83 | 300 | 1,250 | 1,158 | 260 | 562 | 2,408 | 260 | 562 | 1,250 | 310 | 562 |
| 1983-84 | 300 | 1,400 | 1,236 | 260 | 515 | 2,636 | 260 | 515 | 800 | 350 | 551 |
| 1984-85 | 300 | 1,550 | 1,300 | 301 | 784 | 2,650 | 301 | 784 | 800 | 491 | 724 |
| 1985-86 | 300 | 1,550 | 1,340 | 301 | 784 | 2,690 | 301 | 784 | 800 | 491 | 724 |
| 1986-87 | 310 | 1,550 | 1,258 | 400 | 730 | 2,808 | 400 | 730 | 1,758 | 590 | 730 |
| 1987-88 | 420 | 1,700 | 1,320 | 583 | 850 | 3,020 | 583 | 850 | 1,960 | 503 | 990 |
| 1988-89 | 420 | 1,790 | 1,520 | 433 | 850 | 3,310 | 433 | 850 | 2,020 | 503 | 930 |
| 1989-90 | 510 | 1,830 | 1,590 | 583 | 822 | 3,420 | 583 | 822 | 2,090 | 503 | 822 |
| 1990-91 | 510 | 1,930 | 1,630 | 583 | 668 | 3,560 | 583 | 668 | 2,130 | 543 | 728 |
| 1991-92 | 600 | 2,100 | 1,710 | 887 | 930 | 3,810 | 887 | 930 | 1,710 | 1,007 | 930 |
| 1992-93 | 620 | 2,190 | 1,790 | 1,004 | 1,000 | 3,980 | 1,004 | 1,000 | 1,790 | 1,054 | 950 |
| 1993-94 | 620 | 2,350 | 1,850 | 751 | 1,000 | 4,200 | 751 | 1,000 | 1,850 | 961 | 950 |
| Geneseo | | | | | | | | | | | |
| 1980-81 | 200 | 950 | 880 | 250 | 450 | 1,500 | 250 | 450 | 1,500 | 250 | 450 |
| 1981-82 | 200 | 1,100 | 824 | 250 | 500 | 2,000 | 250 | 500 | 2,000 | 250 | 500 |
| 1982-83 | 250 | 1,250 | 860 | 300 | 500 | 2,110 | 200 | 450 | 1,960 | 100 | 250 |
| 1983-84 | 350 | 1,400 | 896 | 350 | 608 | 2,296 | 350 | 608 | 2,296 | 600 | 308 |
| 1984-85 | 400 | 1,550 | 948 | 300 | 600 | 2,550 | 300 | 600 | 1,600 | 300 | 600 |
| 1985-86 | 500 | 1,550 | 970 | 400 | 700 | 2,550 | 400 | 700 | 1,600 | 400 | 700 |
| 1986-87 | 500 | 1,650 | 996 | 400 | 700 | 2,500 | 400 | 700 | 1,600 | 400 | 700 |
| 1987-88 | 500 | 1,750 | 1,050 | 400 | 700 | 2,800 | 400 | 700 | 1,850 | 400 | 700 |
| 1988-89 | 500 | 1,890 | 1,100 | 450 | 760 | 2,990 | 450 | 700 | 1,500 | 450 | 700 |
| 1989-90 | 500 | 1,990 | 1,250 | 450 | 700 | 3,240 | 450 | 700 | 1,250 | 450 | 700 |
| 1990-91 | 500 | 2,117 | 1,300 | 600 | 700 | 3,420 | 600 | 700 | 1,700 | 600 | 700 |
| 1991-92 | 500 | 2,252 | 1,350 | 600 | 600 | 3,620 | 600 | 600 | 1,700 | 600 | 600 |
| 1992-93 | 600 | 2,364 | 1,420 | 650 | 650 | 3,784 | 650 | 650 | 1,700 | 650 | 650 |
| 1993-94 | 600 | 2,494 | 1,500 | 650 | 650 | 3,994 | 650 | 650 | 1,700 | 650 | 650 |
| New Paltz | | | | | | | | | | | |
| 1980-81 | 300 | 950 | 1,058 | 200 | 820 | 1,910 | 200 | 820 | 960 | 200 | 820 |
| 1981-82 | 300 | 1,100 | 1,070 | 200 | 700 | 2,260 | 200 | 700 | 1,160 | 400 | 700 |
| 1982-83 | 300 | 1,250 | 1,050 | 225 | 700 | 2,350 | 225 | 700 | 1,065 | 450 | 700 |
| 1983-84 | 321 | 1,400 | 1,190 | 225 | 700 | 2,590 | 225 | 700 | 1,190 | 450 | 700 |
| 1984-85 | 321 | 1,550 | 1,270 | 225 | 700 | 2,800 | 225 | 700 | 1,250 | 450 | 700 |
| 1985-86 | 322 | 1,550 | 1,340 | 225 | 810 | 2,890 | 225 | 810 | 1,340 | 450 | 810 |
| 1986-87 | 350 | 1,640 | 1,370 | 250 | 700 | 3,010 | 250 | 700 | 1,370 | 500 | 700 |
| 1987-88 | 350 | 1,640 | 1,370 | 250 | 700 | 2,990 | 250 | 700 | 1,370 | 500 | 700 |
| 1988-89 | 400 | 1,850 | 1,520 | 400 | 750 | 3,370 | 400 | 750 | 1,500 | 600 | 750 |
| 1989-90 | 500 | 1,980 | 1,520 | 500 | 900 | 3,500 | 500 | 900 | 1,500 | 700 | 900 |
| 1990-91 | 500 | 2,100 | 1,511 | 600 | 900 | 3,700 | 600 | 900 | 1,500 | 666 | 900 |
| 1991-92 | 550 | 2,300 | 1,620 | 600 | 900 | 3,700 | 600 | 900 | 1,500 | 900 | 900 |
| 1992-93 | 550 | 2,450 | 1,790 | 600 | 900 | 4,240 | 600 | 900 | 1,500 | 900 | 900 |
| 1993-94 | 550 | 2,550 | 1,910 | 600 | 900 | 4,410 | 600 | 900 | 1,500 | 900 | 900 |
| Old Westbury | | | | | | | | | | | |
| 1980-81 | 200 | 950 | 796 | 150 | 750 | 1,900 | 150 | 750 | 360 | 700 | 600 |
| 1981-82 | 250 | 1,100 | 940 | 300 | 750 | 2,050 | 500 | 550 | 1,100 | 500 | 200 |
| 1982-83 | 250 | 1,250 | 976 | 400 | 600 | 2,250 | 400 | 600 | 1,100 | 800 | 500 |
| 1983-84 | 300 | 1,400 | 1,074 | 300 | 625 | 2,474 | 375 | 625 | 1,100 | 700 | 625 |
| 1984-85 | 300 | 1,550 | 1,160 | 300 | 625 | 2,710 | 500 | 625 | 1,100 | 700 | 625 |
| 1985-86 | 330 | 1,550 | 1,194 | 350 | 650 | 2,744 | 350 | 650 | 1,100 | 750 | 650 |
| 1986-87 | 350 | 1,798 | 1,202 | 350 | 650 | 3,000 | 350 | 650 | 1,100 | 750 | 650 |
| 1987-88 | 350 | 1,842 | 1,276 | 350 | 650 | 3,200 | 1,200 | 650 | 1,100 | 1,200 | 650 |
| 1988-89 | 400 | 1,980 | 1,300 | 400 | 950 | 3,500 | 1,200 | 950 | 1,500 | 1,200 | 750 |
| 1989-90 | 600 | 2,150 | 1,300 | 650 | 1,100 | 5,500 | 1,450 | 1,000 | 2,050 | 1,450 | 900 |
| 1990-91 | 600 | 2,350 | 1,228 | 650 | 1,100 | 5,700 | 1,450 | 1,000 | 2,250 | 1,450 | 900 |
| 1991-92 | 660 | 2,820 | 1,430 | 715 | 1,210 | 6,270 | 1,595 | 1,100 | 2,475 | 1,595 | 990 |
| 1992-93 | 675 | 2,990 | 1,430 | 750 | 1,210 | 6,583 | 1,675 | 1,100 | 2,494 | 1,675 | 990 |
| 1993-94 | 675 | 3,170 | 1,408 | 750 | 1,210 | 6,583 | 1,675 | 1,100 | 2,494 | 1,675 | 990 |

**Trends in the Distribution of Allowances for Variable Student Costs: 1980/81 to 1993/94
For Three Cohorts of Students at the State University of New York**

| Academic Year | Books/Supplies | LIVING ARRANGEMENT | | | | | | | | | |
|--------------------|----------------|-----------------------|-------|----------------|----------------|---------------------------|----------------|----------------|-------------------|----------------|----------------|
| | | Campus Resident Halls | | | | Non-Institutional Housing | | | Commuter Students | | |
| | | Room | Board | Transportation | Personal/Other | Room/Board | Transportation | Personal/Other | Room/Board | Transportation | Personal/Other |
| Oneonta | | | | | | | | | | | |
| 1980-81 | 230 | 950 | 910 | 100 | 739 | 1,950 | 100 | 725 | 790 | 300 | 725 |
| 1981-82 | 230 | 1,100 | 940 | 150 | 625 | 2,165 | 150 | 625 | 1,115 | 500 | 625 |
| 1982-83 | 230 | 1,250 | 1,030 | 150 | 712 | 2,280 | 150 | 712 | 1,100 | 150 | 400 |
| 1983-84 | 230 | 1,400 | 1,100 | 170 | 727 | 2,550 | 170 | 727 | 1,100 | 70 | 100 |
| 1984-85 | 250 | 1,550 | 1,250 | 200 | 740 | 2,800 | 200 | 740 | 900 | 100 | 250 |
| 1985-86 | 300 | 1,550 | 1,250 | 250 | 740 | 2,800 | 250 | 740 | 460 | 500 | 740 |
| 1986-87 | 300 | 1,626 | 1,292 | 290 | 1,000 | 2,950 | 290 | 1,000 | 1,500 | - | 900 |
| 1987-88 | 300 | 1,890 | 1,350 | 500 | 740 | 3,300 | 500 | 740 | 1,100 | 500 | 740 |
| 1988-89 | 400 | 1,916 | 1,438 | 250 | 750 | 3,354 | 250 | 750 | 1,565 | 250 | 750 |
| 1989-90 | 450 | 2,048 | 1,480 | 325 | 1,100 | 4,300 | 325 | 1,100 | 3,700 | 650 | 900 |
| 1990-91 | 450 | 2,088 | 1,650 | 300 | 1,034 | 3,750 | 300 | 1,034 | 3,000 | 900 | 1,034 |
| 1991-92 | 400 | 2,200 | 1,760 | 350 | 1,000 | 3,960 | 350 | 1,000 | 550 | 1,000 | 950 |
| 1992-93 | 450 | 2,436 | 1,800 | 350 | 1,000 | 4,236 | 350 | 1,000 | 550 | 1,000 | 950 |
| 1993-94 | 450 | 2,652 | 2,300 | 350 | 1,000 | 4,952 | 350 | 1,000 | 550 | 1,000 | 975 |
| Oswego | | | | | | | | | | | |
| 1980-81 | 275 | 950 | 891 | 180 | 620 | 1,841 | 180 | 620 | 1,841 | 180 | 620 |
| 1981-82 | 275 | 1,100 | 980 | 180 | 800 | 2,100 | 180 | 800 | 1,100 | 180 | 800 |
| 1982-83 | 275 | 1,250 | 1,040 | 180 | 620 | 2,147 | 180 | 620 | 1,031 | 180 | 620 |
| 1983-84 | 325 | 1,400 | 1,040 | 200 | 700 | 2,400 | 200 | 700 | 1,100 | 200 | 700 |
| 1984-85 | 350 | 1,550 | 1,110 | 250 | 800 | 2,550 | 250 | 800 | 1,100 | 250 | 800 |
| 1985-86 | 400 | 1,550 | 1,166 | 275 | 800 | 2,716 | 275 | 800 | 1,100 | 275 | 800 |
| 1986-87 | 400 | 1,650 | 1,224 | 275 | 800 | 2,874 | 275 | 800 | 1,100 | 275 | 800 |
| 1987-88 | 400 | 1,700 | 1,290 | 275 | 800 | 2,990 | 275 | 800 | 1,100 | 275 | 800 |
| 1988-89 | 400 | 1,780 | 1,322 | 500 | 975 | 3,100 | 500 | 975 | 1,650 | 500 | 750 |
| 1989-90 | 400 | 1,880 | 1,356 | 500 | 975 | 3,100 | 500 | 975 | 1,650 | 500 | 750 |
| 1990-91 | 425 | 2,000 | 1,420 | 500 | 1,125 | 3,275 | 500 | 1,125 | 2,020 | 500 | 900 |
| 1991-92 | 450 | 2,300 | 1,610 | 550 | 971 | 3,910 | 550 | 971 | 1,700 | 550 | 1,081 |
| 1992-93 | 450 | 2,530 | 1,700 | 600 | 1,025 | 4,230 | 600 | 1,025 | 1,700 | 600 | 1,025 |
| 1993-94 | 450 | 2,680 | 1,882 | 600 | 1,150 | 4,562 | 600 | 1,150 | 1,825 | 600 | 1,150 |
| Plattsburgh | | | | | | | | | | | |
| 1980-81 | 250 | 950 | 947 | 200 | 525 | 1,895 | 200 | 525 | 1,100 | 450 | 525 |
| 1981-82 | 250 | 1,100 | 1,064 | 300 | 530 | 2,165 | 300 | 530 | 1,100 | 550 | 530 |
| 1982-83 | 250 | 1,250 | 1,128 | 250 | 530 | 2,378 | 250 | 530 | 1,100 | 550 | 530 |
| 1983-84 | 300 | 1,400 | 1,246 | 253 | 550 | 2,646 | 253 | 550 | 1,200 | 550 | 550 |
| 1984-85 | 300 | 1,550 | 1,314 | 286 | 582 | 2,864 | 286 | 582 | 1,100 | 550 | 600 |
| 1985-86 | 350 | 1,550 | 1,314 | 300 | 630 | 2,864 | 300 | 630 | 1,100 | 550 | 630 |
| 1986-87 | 400 | 1,650 | 1,370 | 300 | 680 | 3,020 | 300 | 680 | 1,200 | 300 | 680 |
| 1987-88 | 400 | 1,700 | 1,370 | 400 | 700 | 3,070 | 400 | 700 | 1,100 | 550 | 700 |
| 1988-89 | 400 | 1,700 | 1,466 | 400 | 800 | 3,370 | 400 | 800 | 1,500 | 400 | 800 |
| 1989-90 | 500 | 1,800 | 1,516 | 400 | 742 | 3,466 | 400 | 792 | 1,500 | 200 | 822 |
| 1990-91 | 500 | 1,900 | 1,516 | 400 | 772 | 3,516 | 400 | 772 | 1,500 | 400 | 802 |
| 1991-92 | 532 | 2,050 | 1,592 | 465 | 734 | 3,642 | 465 | 734 | 1,800 | 465 | 734 |
| 1992-93 | 600 | 2,100 | 1,592 | 466 | 812 | 3,692 | 466 | 812 | 1,800 | 466 | 812 |
| 1993-94 | 600 | 2,220 | 1,592 | 466 | 917 | 3,812 | 466 | 917 | 1,800 | 466 | 857 |
| Potsdam | | | | | | | | | | | |
| 1980-81 | 250 | 950 | 934 | 200 | 480 | 1,600 | 200 | 480 | 700 | 600 | 480 |
| 1981-82 | 250 | 1,100 | 1,074 | 200 | 550 | 1,800 | 200 | 550 | 1,100 | 200 | 550 |
| 1982-83 | 300 | 1,250 | 1,024 | 200 | 580 | 1,950 | 200 | 580 | 1,100 | 600 | 580 |
| 1983-84 | 300 | 1,400 | 1,035 | 400 | 580 | 2,235 | 400 | 580 | 1,100 | 600 | 580 |
| 1984-85 | 350 | 1,550 | 1,292 | 400 | 635 | 2,400 | 400 | 635 | 1,100 | 600 | 635 |
| 1985-86 | 400 | 1,550 | 1,320 | 300 | 685 | 2,450 | 300 | 685 | 1,100 | 600 | 685 |
| 1986-87 | 400 | 1,650 | 1,300 | 300 | 685 | 2,350 | 300 | 685 | 1,100 | 600 | 685 |
| 1987-88 | 400 | 1,750 | 1,580 | 300 | 675 | 2,550 | 300 | 675 | 1,100 | 700 | 675 |
| 1988-89 | 400 | 1,850 | 1,550 | 300 | 675 | 2,750 | 300 | 675 | 1,500 | 700 | 675 |
| 1989-90 | 450 | 1,850 | 1,550 | 300 | 675 | 2,800 | 300 | 675 | 1,550 | 300 | 675 |
| 1990-91 | 450 | 2,000 | 1,600 | 300 | 675 | 3,375 | 600 | 1,000 | 1,750 | 600 | 675 |
| 1991-92 | 500 | 2,300 | 1,700 | 300 | 680 | 3,400 | 600 | 1,000 | 1,750 | 600 | 680 |
| 1992-93 | 500 | 2,500 | 1,710 | 300 | 700 | 3,460 | 300 | 700 | 1,785 | 600 | 700 |
| 1993-94 | 500 | 2,650 | 1,860 | 300 | 700 | 3,760 | 300 | 700 | 1,785 | 600 | 700 |

**Trends in the Distribution of Allowances for Variable Student Costs: 1980/81 to 1993/94
For Three Cohorts of Students at the State University of New York**

| Academic Year | Books/Supplies | LIVING ARRANGEMENT | | | | | | | | | |
|-------------------------------|----------------|-----------------------|---------|----------------|----------------|---------------------------|----------------|----------------|-------------------|----------------|----------------|
| | | Campus Resident Halls | | | | Non-Institutional Housing | | | Commuter Students | | |
| | | Room | Board | Transportation | Personal/Other | Room/Board | Transportation | Personal/Other | Room/Board | Transportation | Personal/Other |
| Purchase | | | | | | | | | | | |
| 1980-81 | 230 | 950 | 764 | 180 | 670 | 1,792 | 300 | 670 | 650 | 400 | 620 |
| 1981-82 | 230 | 1,100 | 866 | 180 | 670 | 2,400 | 480 | 670 | 500 | 400 | 570 |
| 1982-83 | 240 | 1,250 | 1,012 | 200 | 685 | 2,512 | 500 | 685 | 1,100 | 500 | 535 |
| 1983-84 | 250 | 1,400 | 1,073 | 200 | 685 | 2,822 | 500 | 685 | 1,100 | 500 | 535 |
| 1984-85 | 270 | 1,550 | 1,050 | 200 | 685 | 3,100 | 500 | 685 | 1,100 | 500 | 535 |
| 1985-86 | 300 | 1,550 | 1,167 | 200 | 746 | 3,017 | 500 | 746 | 880 | 500 | 616 |
| 1986-87 | 300 | 1,643 | 1,255 | 220 | 660 | 3,118 | 550 | 660 | 880 | 550 | 470 |
| 1987-88 | 320 | 1,792 | 1,320 | 300 | 1,070 | 3,112 | 580 | 1,070 | 1,100 | 580 | 710 |
| 1988-89 | 320 | 2,048 | 1,386 | 300 | 690 | 3,336 | 580 | 900 | 1,500 | 580 | 330 |
| 1989-90 | 320 | 2,161 | 1,408 | 300 | 690 | 3,643 | 580 | 900 | 1,500 | 580 | 330 |
| 1990-91 | 336 | 2,420 | 1,552 | 315 | 1,089 | 4,452 | 609 | 1,299 | 1,500 | 609 | 729 |
| 1991-92 | 336 | 2,530 | 1,608 | 315 | 690 | 4,452 | 609 | 900 | 1,800 | 609 | 330 |
| 1992-93 | 700 | 2,814 | 1,530 | 315 | 1,182 | 4,344 | 609 | 1,592 | 1,800 | 609 | 822 |
| 1993-94 | 550 | 2,832 | 1,610 | 315 | 1,204 | 4,358 | 609 | 1,414 | 1,800 | 609 | 844 |
| Health Science Centers | | | | | | | | | | | |
| 1980-81 | 308 | 950 | - | 260 | 695 | 2,535 | 260 | 695 | 1,000 | 370 | 695 |
| 1981-82 | 350 | 1,100 | - | 185 | 595 | 3,120 | 310 | 595 | 1,250 | 420 | 595 |
| 1982-83 | 380 | 1,250 | - | 225 | 683 | 3,501 | 325 | 683 | 1,150 | 450 | 683 |
| 1983-84 | 375 | 1,400 | - | 233 | 858 | 3,565 | 333 | 683 | 1,208 | 465 | 683 |
| 1984-85 | 365 | 1,550 | - | 233 | 683 | 3,608 | 333 | 683 | 1,233 | 565 | 683 |
| 1985-86 | 400 | 1,550 | 1,453 | 233 | 683 | 3,608 | 333 | 683 | 1,233 | 565 | 683 |
| 1986-87 | 443 | 2,033 | 1,700 | 308 | 675 | 4,360 | 308 | 675 | 1,100 | 619 | 675 |
| 1987-88 | 505 | 2,048 | 1,808 | 335 | 785 | 4,423 | 403 | 785 | 1,438 | 635 | 785 |
| 1988-89 | 568 | 2,190 | 1,898 | 345 | 833 | 4,778 | 345 | 833 | 1,648 | 578 | 833 |
| 1989-90 | 548 | 2,395 | 1,990 | 383 | 795 | 5,153 | 463 | 795 | 1,873 | 711 | 795 |
| 1990-91 | 558 | 2,533 | 2,085 | 393 | 703 | 4,618 | 475 | 703 | 1,928 | 745 | 703 |
| 1991-92 | 635 | 2,525 | 2,185 | 455 | 718 | 4,710 | 550 | 718 | 1,975 | 675 | 718 |
| 1992-93 | 628 | 2,600 | 2,250 | 470 | 750 | 4,850 | 565 | 750 | 2,013 | 668 | 750 |
| 1993-94 | 715 | 2,810 | 2,335 | 473 | 780 | 5,170 | 573 | 780 | 2,260 | 678 | 780 |
| Brooklyn HSC | | | | | | | | | | | |
| 1980-81 | 350 | 950 | - | 300 | 800 | 3,050 | 300 | 800 | 1,100 | 300 | 800 |
| 1981-82 | 400 | 1,100 | - | 150 | 600 | 3,610 | 400 | 600 | 1,400 | 400 | 600 |
| 1982-83 | 400 | 1,250 | - | 200 | 800 | 4,100 | 400 | 800 | 1,200 | 400 | 800 |
| 1983-84 | 400 | 1,400 | - | 200 | 1,150 | 4,100 | 400 | 800 | 1,260 | 400 | 800 |
| 1984-85 | 400 | 1,550 | - | 200 | 800 | 4,100 | 400 | 800 | 1,310 | 400 | 800 |
| 1985-86 | 400 | 1,550 | 1,800 ④ | 200 | 800 | 4,100 | 400 | 800 | 1,310 | 400 | 800 |
| 1986-87 | 450 | 2,120 | 2,040 ④ | 350 | 660 | 5,415 | 350 | 660 | 1,100 | 508 | 660 |
| 1987-88 | 600 | 2,016 | 2,275 ④ | 405 | 880 | 5,425 | 540 | 880 | 1,775 | 540 | 880 |
| 1988-89 | 675 | 2,220 | 2,390 ④ | 425 | 915 | 5,990 | 425 | 915 | 1,795 | 425 | 915 |
| 1989-90 | 745 | 2,450 | 2,510 ④ | 305 | 950 | 6,495 | 445 | 950 | 2,245 | 447 | 950 |
| 1990-91 | 640 | 2,575 | 2,635 ④ | 305 | 765 | 5,210 | 470 | 765 | 2,355 | 470 | 765 |
| 1991-92 | 810 | 2,680 | 2,740 ④ | 320 | 795 | 5,420 | 510 | 795 | 2,450 | 510 | 795 |
| 1992-93 | 835 | 2,760 | 2,820 ④ | 330 | 820 | 5,580 | 520 | 820 | 2,525 | 520 | 820 |
| 1993-94 | 940 | 2,885 | 2,945 ④ | 330 | 860 | 5,830 | 520 | 860 | 2,640 | 520 | 860 |
| Syracuse HSC | | | | | | | | | | | |
| 1980-81 | 265 | 950 | - | 220 | 590 | 2,020 | 220 | 590 | 900 | 440 | 590 |
| 1981-82 | 300 | 1,100 | - | 220 | 590 | 2,640 | 220 | 590 | 1,100 | 440 | 590 |
| 1982-83 | 360 | 1,250 | - | 250 | 565 | 2,901 | 250 | 565 | 1,100 | 500 | 565 |
| 1983-84 | 350 | 1,400 | - | 265 | 565 | 3,030 | 265 | 565 | 1,155 | 530 | 565 |
| 1984-85 | 330 | 1,550 | - | 265 | 565 | 3,115 | 265 | 565 | 1,155 | 730 | 565 |
| 1985-86 | 400 | 1,550 | 1,105 ④ | 265 | 565 | 3,115 | 265 | 565 | 1,155 | 730 | 565 |
| 1986-87 | 435 | 1,945 | 1,360 ④ | 265 | 690 | 3,305 | 265 | 690 | 1,100 | 730 | 690 |
| 1987-88 | 410 | 2,080 | 1,340 ④ | 265 | 690 | 3,420 | 265 | 690 | 1,100 | 730 | 690 |
| 1988-89 | 460 | 2,160 | 1,405 ④ | 265 | 750 | 3,565 | 265 | 750 | 1,500 | 730 | 750 |
| 1989-90 | 350 | 2,340 | 1,470 ④ | 460 | 640 | 3,810 | 480 | 640 | 1,500 | 975 | 640 |
| 1990-91 | 475 | 2,490 | 1,535 ④ | 480 | 640 | 4,025 | 480 | 640 | 1,500 | 1,020 | 640 |
| 1991-92 | 460 | 2,370 | 1,630 ④ | 590 | 640 | 4,000 | 590 | 640 | 1,500 | 840 | 640 |
| 1992-93 | 420 | 2,440 | 1,680 ④ | 610 | 680 | 4,120 | 610 | 680 | 1,500 | 815 | 680 |
| 1993-94 | 490 | 2,735 | 1,725 ④ | 615 | 700 | 4,510 | 625 | 700 | 1,880 | 835 | 700 |

**Trends in the Distribution of Allowances for Variable Student Costs: 1980/81 to 1993/94
For Three Cohorts of Students at the State University of New York**

| Academic Year | Books/Supplies | L I V I N G A R R A N G E M E N T | | | | | | | | | |
|--------------------|----------------|-------------------------------------|-------|----------------|----------------|---------------------------|----------------|----------------|-------------------|----------------|----------------|
| | | Campus Resident Halls | | | | Non-Institutional Housing | | | Commuter Students | | |
| | | Room | Board | Transportation | Personal/Other | Room/Board | Transportation | Personal/Other | Room/Board | Transportation | Personal/Other |
| Specialized | | | | | | | | | | | |
| 1980-81 | 375 | 1,155 | 1,095 | 175 | 831 | 2,727 | 390 | 530 | 1,007 | 367 | 520 |
| 1981-82 | 368 | 1,240 | 1,260 | 175 | 844 | 2,783 | 418 | 753 | 1,345 | 502 | 637 |
| 1982-83 | 398 | 1,400 | 1,400 | 175 | 844 | 3,133 | 557 | 730 | 1,398 | 627 | 657 |
| 1983-84 | 413 | 1,540 | 1,510 | 175 | 844 | 3,447 | 425 | 833 | 1,465 | 575 | 717 |
| 1984-85 | 425 | 1,670 | 1,597 | 200 | 869 | 3,582 | 485 | 825 | 1,697 | 502 | 650 |
| 1985-86 | 533 | 1,735 | 1,586 | 200 | 874 | 3,760 | 405 | 877 | 1,570 | 483 | 750 |
| 1986-87 | 683 | 1,850 | 1,733 | 200 | 880 | 3,571 | 453 | 1,375 | 1,364 | 547 | 1,142 |
| 1987-88 | 753 | 1,955 | 1,820 | 200 | 919 | 4,069 | 515 | 1,420 | 1,391 | 495 | 808 |
| 1988-89 | 850 | 2,075 | 1,900 | 250 | 990 | 4,992 | 400 | 683 | 2,302 | 533 | 662 |
| 1989-90 | 933 | 2,230 | 2,054 | 290 | 775 | 5,408 | 417 | 717 | 2,423 | 658 | 667 |
| 1990-91 | 930 | 2,400 | 2,199 | 300 | 1,175 | 5,675 | 693 | 1,234 | 1,796 | 916 | 1,123 |
| 1991-92 | 420 | 2,462 | 2,184 | 300 | 1,090 | 5,800 | 730 | 1,188 | 1,650 | 735 | 445 |
| 1992-93 | 527 | 2,653 | 2,220 | 323 | 1,083 | 5,990 | 793 | 1,188 | 2,108 | 1,028 | 1,118 |
| 1993-94 | 1,025 | 2,923 | 2,381 | 323 | 1,460 | 6,690 | 652 | 1,241 | 2,138 | 785 | 1,084 |
| Forestry | | | | | | | | | | | |
| 1980-81 | 200 | 1,360 | 1,200 | 150 | 450 | 2,560 | 150 | 450 | 1,050 | 300 | 300 |
| 1981-82 | 250 | 1,380 | 1,340 | 150 | 450 | 2,520 | 150 | 450 | 1,120 | 300 | 300 |
| 1982-83 | 250 | 1,550 | 1,500 | 150 | 450 | 3,050 | 500 | 300 | 1,100 | 600 | 300 |
| 1983-84 | 250 | 1,680 | 1,620 | 150 | 450 | 3,300 | 150 | 450 | 1,100 | 600 | 300 |
| 1984-85 | 300 | 1,790 | 1,730 | 200 | 450 | 3,520 | 350 | 450 | 1,600 | 600 | 300 |
| 1985-86 | 400 | 1,920 | 1,890 | 200 | 450 | 3,810 | 200 | 450 | 1,100 | 600 | 300 |
| 1986-87 | 400 | 2,050 | 2,020 | 200 | 450 | 3,050 | 200 | 450 | 1,100 | 600 | 300 |
| 1987-88 | 450 | 2,160 | 2,120 | 200 | 450 | 4,280 | 350 | 450 | 1,100 | 600 | 300 |
| 1988-89 | 600 | 2,300 | 2,230 | 200 | 450 | 4,530 | 200 | 450 | 1,500 | 600 | 300 |
| 1989-90 | 600 | 2,480 | 2,380 | 200 | 450 | 4,860 | 200 | 450 | 1,500 | 600 | 300 |
| 1990-91 | 600 | 2,680 | 2,570 | 200 | 450 | 5,250 | 200 | 450 | 1,500 | 600 | 300 |
| 1991-92 | 600 | 2,840 | 2,725 | 200 | 450 | 5,565 | 200 | 450 | 1,800 | 600 | 300 |
| 1992-93 | 600 | 3,000 | 2,920 | 200 | 450 | 5,920 | 200 | 450 | 1,800 | 600 | 450 |
| 1993-94 | 600 | 3,140 | 3,180 | 200 | 450 | 6,320 | 200 | 450 | 1,800 | 600 | 300 |
| Maritime | | | | | | | | | | | |
| 1980-81 | 200 | 950 | 990 | 200 | 1,212 | - | - | - | - | - | - |
| 1981-82 | 300 | 1,100 | 1,180 | 200 | 1,238 | - | - | - | - | - | - |
| 1982-83 | 300 | 1,250 | 1,300 | 200 | 1,238 | - | - | - | - | - | - |
| 1983-84 | 300 | 1,400 | 1,400 | 200 | 1,238 | - | - | - | - | - | - |
| 1984-85 | 300 | 1,550 | 1,464 | 200 | 1,288 | - | - | - | - | - | - |
| 1985-86 | 400 | 1,550 | 1,282 | 200 | 1,298 | - | - | - | - | - | - |
| 1986-87 | 400 | 1,650 | 1,446 | 200 | 1,309 | - | - | - | - | - | - |
| 1987-88 | 400 | 1,750 | 1,520 | 200 | 1,388 | - | - | - | - | - | - |
| 1988-89 | 400 | 1,850 | 1,570 | 300 | 1,530 | - | - | - | - | - | - |
| 1989-90 | 450 | 1,980 | 1,728 | 380 | 1,100 | - | - | - | - | - | - |
| 1990-91 | 500 | 2,120 | 1,828 | 400 | 1,900 | - | - | - | - | - | - |
| 1991-92 | 500 | 2,270 | 2,026 | 400 | 2,020 | - | - | - | - | - | - |
| 1992-93 | 500 | 2,400 | 1,740 | 400 | 2,000 | - | - | - | - | - | - |
| 1993-94 | 500 | 2,480 | 1,864 | 400 | 2,970 | - | - | - | - | - | - |
| Optometry | | | | | | | | | | | |
| 1980-81 | 850 | - | - | - | - | 3,600 | 250 | 700 | 1,150 | 250 | 700 |
| 1981-82 | 650 | - | - | - | - | 3,630 | 495 | 1,210 | 1,815 | 495 | 1,210 |
| 1982-83 | 750 | - | - | - | - | 3,950 | 500 | 1,230 | 1,995 | 500 | 1,230 |
| 1983-84 | 800 | - | - | - | - | 4,240 | 500 | 1,350 | 2,195 | 500 | 1,350 |
| 1984-85 | 800 | - | - | - | - | 4,275 | 575 | 1,350 | 2,390 | 575 | 1,150 |
| 1985-86 | 1,000 | - | - | - | - | 4,575 | 600 | 1,350 | 2,510 | 600 | 1,350 |
| 1986-87 | 1,600 | - | - | - | - | 4,672 | 730 | 2,814 | 1,892 | 730 | 2,527 |
| 1987-88 | 1,800 | - | - | - | - | 4,873 | 760 | 2,935 | 1,973 | 730 | 1,325 |
| 1988-89 | 2,000 | - | - | - | - | 7,200 | 540 | 1,070 | 4,305 | 540 | 1,070 |
| 1989-90 | 2,200 | - | - | - | - | 7,739 | 600 | 1,000 | 4,670 | 600 | 1,000 |
| 1990-91 | 2,140 | - | - | - | - | 8,265 | 1,278 | 2,478 | 2,388 | 1,278 | 2,478 |
| 1991-92 | 100 | - | - | - | - | 8,136 | 1,359 | 2,313 | - | - | - |
| 1992-93 | - | - | - | - | - | 8,424 | 1,404 | 2,313 | 3,024 | 1,404 | 2,313 |
| 1993-94 | 2,450 | - | - | - | - | 9,450 | 675 | 2,313 | 3,114 | 675 | 2,313 |

**Trends in the Distribution of Allowances for Variable Student Costs: 1980/81 to 1993/94
For Three Cohorts of Students at the State University of New York**

| Academic Year | Books/Supplies | LIVING ARRANGEMENT | | | | | | | | | |
|--|----------------|-----------------------|-------|----------------|----------------|---------------------------|----------------|----------------|-------------------|----------------|----------------|
| | | Campus Resident Halls | | | | Non-Institutional Housing | | | Commuter Students | | |
| | | Room | Board | Transportation | Personal/Other | Room/Board | Transportation | Personal/Other | Room/Board | Transportation | Personal/Other |
| Utica-Rome | | | | | | | | | | | |
| 1980-81 | 250 | - | - | - | - | 2,020 | 770 | 440 | 820 | 550 | 560 |
| 1981-82 | 270 | - | - | - | - | 2,200 | 610 | 600 | 1,100 | 710 | 400 |
| 1982-83 | 290 | - | - | - | - | 2,400 | 670 | 660 | 1,100 | 780 | 440 |
| 1983-84 | 300 | - | - | - | - | 2,800 | 625 | 700 | 1,100 | 625 | 500 |
| 1984-85 | 300 | - | - | - | - | 2,950 | 530 | 675 | 1,100 | 330 | 500 |
| 1985-86 | 330 | - | - | - | - | 2,894 | 414 | 832 | 1,100 | 250 | 600 |
| 1986-87 | 330 | - | - | - | - | 2,990 | 430 | 860 | 1,100 | 310 | 600 |
| 1987-88 | 360 | - | - | - | - | 3,055 | 435 | 875 | 1,100 | 155 | 800 |
| 1988-89 | 400 | - | - | - | - | 3,245 | 460 | 530 | 1,100 | 460 | 615 |
| 1989-90 | 480 | - | - | - | - | 3,625 | 450 | 700 | 1,100 | 775 | 700 |
| 1990-91 | 480 | - | - | - | - | 3,510 | 600 | 775 | 1,500 | 870 | 590 |
| 1991-92 | 480 | 2,275 | 1,800 | 300 | 800 | 3,700 | 630 | 800 | 1,500 | 870 | 590 |
| 1992-93 | 480 | 2,560 | 2,000 | 370 | 800 | 3,625 | 775 | 800 | 1,500 | 1,080 | 590 |
| 1993-94 | 550 | 3,150 | 2,100 | 370 | 960 | 4,300 | 1,080 | 960 | 1,500 | 1,080 | 640 |
| Statutories (Average) | | | | | | | | | | | |
| 1980-81 | 286 | 1,055 | 2,199 | 170 | 688 | 2,498 | 170 | 688 | 1,040 | 225 | 585 |
| 1981-82 | 310 | 1,390 | 1,320 | 170 | 744 | 2,734 | 170 | 744 | 1,220 | 225 | 638 |
| 1982-83 | 354 | 1,560 | 1,440 | 170 | 730 | 2,930 | 170 | 650 | 1,163 | 225 | 638 |
| 1983-84 | 372 | 1,762 | 1,440 | 170 | 914 | 3,132 | 170 | 914 | 1,313 | 225 | 660 |
| 1984-85 | 378 | 1,882 | 1,511 | 170 | 920 | 3,393 | 170 | 920 | 1,503 | 225 | 660 |
| 1985-86 | 399 | 2,005 | 1,572 | 138 | 1,032 | 3,577 | 138 | 1,032 | 1,438 | 350 | 690 |
| 1986-87 | 415 | 2,137 | 1,674 | 138 | 1,106 | 3,711 | 138 | 1,106 | 1,438 | 350 | 753 |
| 1987-88 | 428 | 2,294 | 1,715 | 138 | 1,117 | 3,889 | 138 | 1,117 | 1,494 | 138 | 736 |
| 1988-89 | 451 | 2,860 | 1,798 | 158 | 1,171 | 4,198 | 158 | 1,171 | 1,500 | 1,200 | 771 |
| 1989-90 | 474 | 3,056 | 1,947 | 168 | 1,232 | 4,483 | 168 | 1,232 | 1,500 | 1,200 | 815 |
| 1990-91 | 496 | 2,711 | 2,084 | 183 | 1,259 | 4,763 | 183 | 1,259 | 1,410 | 1,060 | 848 |
| 1991-92 | 474 | 2,906 | 2,257 | 177 | 881 | 5,085 | 177 | 881 | 1,463 | 1,216 | 881 |
| 1992-93 | 484 | 3,119 | 2,369 | 178 | 905 | 5,402 | 178 | 905 | 1,540 | 1,211 | 905 |
| 1993-94 | 496 | 3,300 | 2,472 | 178 | 929 | 5,772 | 178 | 929 | 1,540 | 1,212 | 929 |
| Agriculture & Life Sciences | | | | | | | | | | | |
| 1980-81 | 260 | - | 2,500 | 100 | 630 | 2,500 | 100 | 630 | 1,220 | 100 | 630 |
| 1981-82 | 290 | 1,450 | 1,370 | 100 | 700 | 2,820 | 100 | 700 | 1,260 | 100 | 700 |
| 1982-83 | 290 | 1,600 | 1,450 | 100 | 700 | 3,050 | 100 | 700 | 1,100 | 100 | 700 |
| 1983-84 | 320 | 1,750 | 1,500 | 100 | 730 | 3,250 | 100 | 730 | 1,250 | 100 | 730 |
| 1984-85 | 320 | 1,855 | 1,550 | 100 | 730 | 3,405 | 100 | 730 | 1,470 | 100 | 730 |
| 1985-86 | 340 | 1,960 | 1,640 | 100 | 770 | 3,600 | 100 | 770 | 1,550 | 100 | 770 |
| 1986-87 | 365 | 2,100 | 1,725 | 100 | 800 | 3,825 | 100 | 800 | 1,550 | 100 | 800 |
| 1987-88 | 380 | 2,295 | 1,725 | 100 | 830 | 4,020 | 100 | 830 | 1,625 | 100 | 830 |
| 1988-89 | 400 | 2,480 | 1,840 | 120 | 870 | 4,320 | 120 | 870 | 1,500 | - | 870 |
| 1989-90 | 420 | 2,660 | 1,970 | 125 | 920 | 4,630 | 125 | 920 | 1,500 | - | 920 |
| 1990-91 | 440 | 2,852 | 2,148 | 130 | 956 | 5,000 | 130 | 956 | 1,380 | 1,000 | 956 |
| 1991-92 | 465 | 3,052 | 2,284 | 135 | 1,000 | 5,336 | 135 | 1,000 | 1,450 | 1,200 | 1,000 |
| 1992-93 | 480 | 3,284 | 2,392 | 135 | 1,000 | 5,676 | 135 | 1,000 | 1,550 | 1,200 | 1,000 |
| 1993-94 | 495 | 3,475 | 2,488 | 135 | 1,030 | 5,963 | 135 | 1,030 | 1,550 | 1,200 | 1,030 |
| Ceramics | | | | | | | | | | | |
| 1980-81 | 250 | 1,055 | 995 | 250 | 450 | 2,050 | 250 | 450 | 500 | 600 | 450 |
| 1981-82 | 250 | 1,150 | 1,120 | 250 | 450 | 2,270 | 250 | 450 | 1,100 | 600 | 450 |
| 1982-83 | 300 | 1,250 | 1,200 | 250 | 450 | 2,450 | 250 | 450 | 1,350 | 600 | 450 |
| 1983-84 | 300 | 1,360 | 1,300 | 250 | 450 | 2,660 | 250 | 450 | 1,500 | 600 | 450 |
| 1984-85 | 330 | 1,470 | 1,390 | 250 | 450 | 2,860 | 250 | 450 | 1,600 | 600 | 450 |
| 1985-86 | 375 | 1,545 | 1,390 | 250 | 450 | 2,935 | 250 | 450 | 1,100 | 1,100 | 450 |
| 1986-87 | 380 | 1,655 | 1,575 | 250 | 610 | 2,730 | 250 | 610 | 1,100 | 1,100 | 610 |
| 1987-88 | 400 | 1,754 | 1,670 | 250 | 456 | 2,824 | 250 | 456 | 1,100 | 250 | 455 |
| 1988-89 | 425 | 1,860 | 1,670 | 270 | 475 | 3,030 | 270 | 475 | 1,500 | 1,200 | 475 |
| 1989-90 | 450 | 1,998 | 1,876 | 296 | 500 | 3,224 | 296 | 500 | 1,500 | 1,200 | 500 |
| 1990-91 | 500 | 2,138 | 2,008 | 343 | 525 | 3,816 | 343 | 525 | 1,500 | 1,239 | 525 |
| 1991-92 | 500 | 2,322 | 2,148 | 345 | 525 | 4,080 | 345 | 525 | 1,500 | 1,265 | 525 |
| 1992-93 | 500 | 2,460 | 2,276 | 351 | 525 | 4,306 | 351 | 525 | 1,500 | 1,257 | 525 |
| 1993-94 | 500 | 2,600 | 2,406 | 351 | 525 | 5,006 | 351 | 525 | 1,500 | 1,262 | 525 |

**Trends in the Distribution of Allowances for Variable Student Costs: 1980/81 to 1993/94
For Three Cohorts of Students at the State University of New York**

| Academic Year | Books/Supplies | LIVING ARRANGEMENT | | | | | | | | | |
|---|----------------|-----------------------|-------|----------------|----------------|---------------------------|----------------|----------------|-------------------|----------------|----------------|
| | | Campus Resident Halls | | | | Non-Institutional Housing | | | Commuter Students | | |
| | | Room | Board | Transportation | Personal/Other | Room/Board | Transportation | Personal/Other | Room/Board | Transportation | Personal/Other |
| Human Ecology | | | | | | | | | | | |
| 1980-81 | 260 | - | 2,500 | 100 | 630 | 2,500 | 100 | 630 | 1,220 | 100 | 630 |
| 1981-82 | 290 | 1,450 | 1,370 | 100 | 700 | 2,820 | 100 | 700 | 1,260 | 100 | 700 |
| 1982-83 | 290 | 1,600 | 1,450 | 100 | 700 | 3,050 | 100 | 700 | 1,100 | 100 | 700 |
| 1983-84 | 320 | 1,750 | 1,500 | 100 | 730 | 3,250 | 100 | 730 | 1,250 | 100 | 730 |
| 1984-85 | 320 | 1,855 | 1,550 | 100 | 730 | 3,405 | 100 | 730 | 1,470 | 100 | 730 |
| 1985-86 | 340 | 1,960 | 1,640 | 100 | 770 | 3,600 | 100 | 770 | 1,550 | 100 | 770 |
| 1986-87 | 365 | 2,100 | 1,725 | 100 | 800 | 3,825 | 100 | 800 | 1,550 | 100 | 800 |
| 1987-88 | 380 | 2,295 | 1,725 | 100 | 830 | 4,020 | 100 | 830 | 1,625 | 100 | 830 |
| 1988-89 | 400 | 2,480 | 1,840 | 120 | 870 | 4,320 | 120 | 870 | 1,500 | - | 870 |
| 1989-90 | 420 | 2,660 | 1,970 | 125 | 920 | 4,630 | 125 | 920 | 1,500 | - | 920 |
| 1990-91 | 440 | 2,852 | 2,148 | 130 | 956 | 5,000 | 130 | 956 | 1,380 | 1,000 | 956 |
| 1991-92 | 465 | 3,052 | 2,284 | 135 | 1,000 | 5,336 | 135 | 1,000 | 1,450 | 1,200 | 1,000 |
| 1992-93 | 480 | 3,284 | 2,392 | 135 | 1,000 | 5,676 | 135 | 1,000 | 1,550 | 1,200 | 1,000 |
| 1993-94 | 495 | 3,475 | 2,488 | 135 | 1,030 | 5,963 | 135 | 1,030 | 1,550 | 1,200 | 1,030 |
| Industrial & Labor Relations | | | | | | | | | | | |
| 1980-81 | 260 | - | 2,500 | 100 | 630 | 2,500 | 100 | 630 | 1,220 | 100 | 630 |
| 1981-82 | 290 | 1,450 | 1,370 | 100 | 700 | 2,820 | 100 | 700 | 1,260 | 100 | 700 |
| 1982-83 | 290 | 1,600 | 1,450 | 100 | 700 | 3,050 | 100 | 700 | 1,100 | 100 | 700 |
| 1983-84 | 320 | 1,750 | 1,500 | 100 | 730 | 3,250 | 100 | 730 | 1,250 | 100 | 730 |
| 1984-85 | 320 | 1,855 | 1,550 | 100 | 730 | 3,405 | 100 | 730 | 1,470 | 100 | 730 |
| 1985-86 | 340 | 1,960 | 1,640 | 100 | 770 | 3,600 | 100 | 770 | 1,550 | 100 | 770 |
| 1986-87 | 365 | 2,100 | 1,725 | 100 | 800 | 3,825 | 100 | 800 | 1,550 | 100 | 800 |
| 1987-88 | 380 | 2,295 | 1,725 | 100 | 830 | 4,020 | 100 | 830 | 1,625 | 100 | 830 |
| 1988-89 | 400 | 2,480 | 1,840 | 120 | 870 | 4,320 | 120 | 870 | 1,500 | - | 870 |
| 1989-90 | 420 | 2,660 | 1,970 | 125 | 920 | 4,630 | 125 | 920 | 1,500 | - | 920 |
| 1990-91 | 440 | 2,852 | 2,148 | 130 | 956 | 5,000 | 130 | 956 | 1,380 | 1,000 | 956 |
| 1991-92 | 465 | 3,052 | 2,284 | 135 | 1,000 | 5,336 | 135 | 1,000 | 1,450 | 1,200 | 1,000 |
| 1992-93 | 480 | 3,284 | 2,392 | 135 | 1,000 | 5,676 | 135 | 1,000 | 1,550 | 1,200 | 1,000 |
| 1993-94 | 495 | 3,475 | 2,488 | 135 | 1,030 | 5,963 | 135 | 1,030 | 1,550 | 1,200 | 1,030 |
| Veterinary Medicine | | | | | | | | | | | |
| 1980-81 | 400 | - | 2,500 | 300 | 1,100 | 2,940 | 300 | 1,100 | - | - | - |
| 1981-82 | 430 | 1,450 | 1,370 | 300 | 1,170 | 2,940 | 300 | 1,170 | - | - | - |
| 1982-83 | 600 | 1,750 | 1,650 | 300 | 1,100 | 3,050 | 300 | 700 | - | - | - |
| 1983-84 | 600 | 2,200 | 1,400 | 300 | 1,930 | 3,250 | 300 | 1,930 | - | - | - |
| 1984-85 | 600 | 2,376 | 1,514 | 300 | 1,960 | 3,890 | 300 | 1,960 | - | - | - |
| 1985-86 | 600 | 2,600 | 1,550 | - | 2,400 | 4,150 | - | 2,400 | - | - | - |
| 1986-87 | 600 | 2,730 | 1,620 | - | 2,520 | 4,350 | - | 2,520 | - | - | - |
| 1987-88 | 600 | 2,830 | 1,730 | - | 2,640 | 4,560 | - | 2,640 | - | - | - |
| 1988-89 | 630 | 4,998 | - | - | 2,772 | 4,998 | - | 2,772 | - | - | - |
| 1989-90 | 660 | 5,300 | - | - | 2,900 | 5,300 | - | 2,900 | - | - | - |
| 1990-91 | 660 | 2,860 | 1,970 | - | 2,900 | 5,000 | - | 2,900 | - | - | - |
| 1991-92 | - | 3,052 | 2,284 | 135 | - | 5,336 | 135 | - | - | - | - |
| 1992-93 | 480 | 3,284 | 2,392 | 135 | 1,000 | 5,676 | 135 | 1,000 | 1,550 | 1,200 | 1,000 |
| 1993-94 | 495 | 3,475 | 2,488 | 135 | 1,030 | 5,963 | 135 | 1,030 | 1,550 | 1,200 | 1,030 |
| Colleges Technology/Agriculture | | | | | | | | | | | |
| 1980-81 | 267 | 950 | 934 | 259 | 516 | 1,809 | 311 | 549 | 851 | 555 | 549 |
| 1981-82 | 278 | 1,100 | 1,003 | 272 | 550 | 2,237 | 332 | 654 | 1,038 | 649 | 571 |
| 1982-83 | 292 | 1,250 | 1,088 | 259 | 585 | 2,503 | 309 | 656 | 1,058 | 687 | 567 |
| 1983-84 | 315 | 1,400 | 1,190 | 264 | 580 | 2,753 | 316 | 680 | 1,143 | 687 | 575 |
| 1984-85 | 333 | 1,550 | 1,250 | 293 | 606 | 3,002 | 404 | 738 | 1,220 | 694 | 598 |
| 1985-86 | 371 | 1,550 | 1,367 | 310 | 603 | 2,908 | 422 | 612 | 1,392 | 728 | 612 |
| 1986-87 | 381 | 1,640 | 1,392 | 318 | 636 | 3,057 | 372 | 628 | 1,158 | 608 | 648 |
| 1987-88 | 418 | 1,740 | 1,458 | 372 | 675 | 3,213 | 380 | 660 | 1,266 | 722 | 672 |
| 1988-89 | 442 | 1,831 | 1,457 | 372 | 670 | 3,318 | 438 | 663 | 1,567 | 780 | 663 |
| 1989-90 | 463 | 1,924 | 1,547 | 401 | 662 | 3,583 | 534 | 652 | 1,653 | 946 | 652 |
| 1990-91 | 471 | 2,123 | 1,595 | 379 | 663 | 3,793 | 463 | 651 | 1,665 | 988 | 651 |
| 1991-92 | 479 | 2,317 | 1,660 | 413 | 790 | 4,010 | 497 | 789 | 1,660 | 1,083 | 789 |
| 1992-93 | 550 | 2,447 | 1,818 | 392 | 733 | 4,618 | 508 | 733 | 1,600 | 1,260 | 771 |
| 1993-94 | 567 | 2,602 | 2,068 | 386 | 736 | 4,773 | 527 | 736 | 1,658 | 1,287 | 823 |

**Trends in the Distribution of Allowances for Variable Student Costs: 1980/81 to 1993/94
For Three Cohorts of Students at the State University of New York**

| Academic Year | Books/Supplies | LIVING ARRANGEMENT | | | | | | | | | |
|-------------------|----------------|-----------------------|-------|----------------|----------------|---------------------------|----------------|----------------|-------------------|----------------|----------------|
| | | Campus Resident Halls | | | | Non-Institutional Housing | | | Commuter Students | | |
| | | Room | Board | Transportation | Personal/Other | Room/Board | Transportation | Personal/Other | Room/Board | Transportation | Personal/Other |
| Alfred | | | | | | | | | | | |
| 1980-81 | 230 | 950 | 870 | 225 | 550 | 1,820 | 225 | 550 | 945 | 400 | 550 |
| 1981-82 | 250 | 1,100 | 990 | 225 | 626 | 2,030 | 225 | 550 | 1,100 | 500 | 550 |
| 1982-83 | 300 | 1,250 | 1,090 | 250 | 626 | 2,405 | 250 | 626 | 1,155 | 600 | 600 |
| 1983-84 | 375 | 1,400 | 1,150 | 280 | 630 | 2,550 | 280 | 630 | 1,200 | 600 | 600 |
| 1984-85 | 400 | 1,550 | 1,270 | 250 | 655 | 2,820 | 600 | 655 | 1,200 | 600 | 605 |
| 1985-86 | 375 | 1,550 | 1,390 | 260 | 630 | 2,940 | 600 | 630 | 1,100 | 600 | 630 |
| 1986-87 | 450 | 1,705 | 1,450 | 300 | 700 | 3,155 | 300 | 700 | 1,100 | 300 | 700 |
| 1987-88 | 450 | 1,705 | 1,470 | 600 | 802 | 3,185 | 250 | 802 | 1,700 | 600 | 802 |
| 1988-89 | 450 | 1,835 | 1,470 | 300 | 600 | 3,305 | 300 | 600 | 1,700 | 600 | 600 |
| 1989-90 | 450 | 1,835 | 1,620 | 300 | 600 | 3,455 | 300 | 600 | 1,900 | 600 | 600 |
| 1990-91 | 450 | 2,225 | 1,615 | 300 | 600 | 3,840 | 300 | 600 | 1,700 | 750 | 600 |
| 1991-92 | 500 | 2,225 | 1,760 | 300 | 600 | 3,985 | 300 | 600 | 1,700 | 750 | 600 |
| 1992-93 | 600 | 2,460 | 1,760 | 300 | 600 | 4,220 | 300 | 600 | 1,800 | 750 | 600 |
| 1993-94 | 600 | 2,460 | 1,900 | 413 | 700 | 4,360 | 413 | 700 | 1,800 | 873 | 700 |
| Canton | | | | | | | | | | | |
| 1980-81 | 225 | 950 | 970 | 325 | 554 | 2,170 | 325 | 554 | 1,050 | 612 | 554 |
| 1981-82 | 225 | 1,100 | 1,080 | 400 | 554 | 2,480 | 400 | 554 | 1,050 | 612 | 554 |
| 1982-83 | 225 | 1,250 | 1,120 | 300 | 554 | 2,720 | 300 | 554 | 790 | 790 | 554 |
| 1983-84 | 250 | 1,400 | 1,200 | 300 | 569 | 3,000 | 300 | 569 | 1,260 | 790 | 569 |
| 1984-85 | 300 | 1,550 | 1,290 | 400 | 570 | 3,090 | 400 | 570 | 1,720 | 830 | 570 |
| 1985-86 | 450 | 1,550 | 1,290 | 400 | 500 | 2,840 | 400 | 500 | 1,350 | 1,050 | 500 |
| 1986-87 | 300 | 1,600 | 1,430 | 400 | 540 | 3,030 | 400 | 500 | 1,390 | 830 | 500 |
| 1987-88 | 380 | 1,790 | 1,470 | 400 | 500 | 3,260 | 400 | 500 | 1,430 | 830 | 500 |
| 1988-89 | 400 | 1,820 | 1,430 | 400 | 500 | 3,350 | 400 | 500 | 1,500 | 830 | 500 |
| 1989-90 | 450 | 1,870 | 1,590 | 400 | 500 | 3,460 | 400 | 500 | 1,520 | 830 | 500 |
| 1990-91 | 500 | 2,000 | 1,610 | 400 | 600 | 3,610 | 400 | 600 | 1,580 | 830 | 600 |
| 1991-92 | 500 | 2,380 | 1,610 | 400 | 984 | 4,100 | 400 | 984 | 1,660 | 830 | 984 |
| 1992-93 | 500 | 2,460 | 1,690 | 400 | 700 | 4,950 | 600 | 700 | 1,800 | 1,500 | 700 |
| 1993-94 | 600 | 2,620 | 1,870 | 400 | 700 | 4,490 | 600 | 700 | 2,100 | 1,500 | 700 |
| Cobleskill | | | | | | | | | | | |
| 1980-81 | 300 | 950 | 955 | 130 | 450 | 1,905 | 130 | 450 | 550 | 750 | 450 |
| 1981-82 | 350 | 1,100 | 980 | 130 | 500 | 2,080 | 130 | 500 | 1,100 | 800 | 500 |
| 1982-83 | 350 | 1,250 | 1,050 | 130 | 550 | 2,300 | 130 | 550 | 1,100 | 800 | 550 |
| 1983-84 | 350 | 1,400 | 1,120 | 130 | 550 | 2,520 | 130 | 550 | 1,100 | 800 | 550 |
| 1984-85 | 350 | 1,550 | 1,220 | 200 | 600 | 2,770 | 200 | 600 | 1,100 | 800 | 600 |
| 1985-86 | 350 | 1,550 | 1,280 | 200 | 600 | 2,830 | 200 | 600 | 1,100 | 550 | 600 |
| 1986-87 | 350 | 1,684 | 1,390 | 200 | 680 | 3,074 | 200 | 680 | 1,100 | 350 | 680 |
| 1987-88 | 350 | 1,790 | 1,440 | 200 | 700 | 3,230 | 200 | 640 | 1,100 | 550 | 640 |
| 1988-89 | 350 | 1,860 | 1,480 | 200 | 685 | 3,340 | 200 | 685 | 1,500 | 550 | 685 |
| 1989-90 | 400 | 1,930 | 1,520 | 200 | 600 | 3,450 | 550 | 600 | 1,500 | 550 | 600 |
| 1990-91 | 400 | 2,120 | 1,620 | 200 | 600 | 3,740 | 200 | 600 | 1,500 | 550 | 600 |
| 1991-92 | 400 | 2,420 | 1,800 | 200 | 750 | 3,968 | 200 | 750 | 1,500 | 550 | 750 |
| 1992-93 | 500 | 2,550 | 1,920 | 200 | 600 | 5,100 | 200 | 600 | 1,500 | 550 | 600 |
| 1993-94 | 500 | 2,750 | 1,990 | 200 | 600 | 4,740 | 200 | 600 | 1,500 | 550 | 600 |
| Delhi | | | | | | | | | | | |
| 1980-81 | 230 | 950 | 870 | 225 | 510 | 1,960 | 225 | 510 | 1,100 | 400 | 510 |
| 1981-82 | 250 | 1,100 | 910 | 225 | 550 | 2,160 | 225 | 550 | 1,365 | 600 | 550 |
| 1982-83 | 270 | 1,250 | 990 | 225 | 580 | 2,400 | 225 | 580 | 1,100 | 600 | 580 |
| 1983-84 | 300 | 1,400 | 1,050 | 225 | 580 | 2,450 | 225 | 580 | 1,100 | 600 | 580 |
| 1984-85 | 330 | 1,550 | 1,130 | 250 | 600 | 2,680 | 250 | 600 | 1,100 | 600 | 600 |
| 1985-86 | 400 | 1,550 | 1,390 | 330 | 640 | 2,940 | 330 | 640 | 1,100 | 800 | 640 |
| 1986-87 | 450 | 1,650 | 1,420 | 330 | 660 | 3,070 | 330 | 660 | 1,100 | 800 | 660 |
| 1987-88 | 450 | 1,750 | 1,470 | 330 | 640 | 3,220 | 330 | 640 | 1,100 | 800 | 640 |
| 1988-89 | 500 | 1,800 | 1,420 | 330 | 640 | 3,220 | 330 | 640 | 1,500 | 800 | 640 |
| 1989-90 | 500 | 1,870 | 1,500 | 330 | 640 | 3,370 | 330 | 640 | 1,500 | 800 | 640 |
| 1990-91 | 500 | 2,000 | 1,620 | 330 | 640 | 3,620 | 330 | 640 | 1,700 | 800 | 640 |
| 1991-92 | 500 | 2,150 | 1,480 | 500 | 990 | 3,630 | 500 | 990 | 1,500 | 970 | 990 |
| 1992-93 | 500 | 2,420 | 1,940 | 500 | 970 | 4,360 | 500 | 970 | 1,500 | 1,060 | 970 |
| 1993-94 | 500 | 2,604 | 2,150 | 500 | 1,000 | 4,550 | 500 | 1,000 | 1,500 | 1,100 | 1,000 |

**Trends in the Distribution of Allowances for Variable Student Costs: 1980/81 to 1993/94
For Three Cohorts of Students at the State University of New York**

| Academic Year | Books/Supplies | LIVING ARRANGEMENT | | | | | | | | | |
|-------------------------------------|----------------|-----------------------|-------|----------------|----------------|---------------------------|----------------|----------------|-------------------|----------------|----------------|
| | | Campus Resident Halls | | | | Non-Institutional Housing | | | Commuter Students | | |
| | | Room | Board | Transportation | Personal/Other | Room/Board | Transportation | Personal/Other | Room/Board | Transportation | Personal/Other |
| Farmingdale | | | | | | | | | | | |
| 1980-81 | 315 | 950 | 1,040 | 400 | 550 | 1,100 | 710 | 750 | 1,100 | 710 | 750 |
| 1981-82 | 315 | 1,100 | 1,040 | 400 | 550 | 2,724 | 760 | 1,249 | 1,210 | 760 | 750 |
| 1982-83 | 315 | 1,250 | 1,160 | 400 | 550 | 2,991 | 700 | 1,057 | 1,100 | 710 | 550 |
| 1983-84 | 315 | 1,400 | 1,460 | 400 | 550 | 3,700 | 710 | 1,150 | 1,100 | 710 | 550 |
| 1984-85 | 315 | 1,550 | 1,310 | 405 | 560 | 4,050 | 725 | 1,350 | 1,100 | 715 | 550 |
| 1985-86 | 325 | 1,550 | 1,550 | 420 | 600 | 3,300 | 750 | 650 | 2,600 | 750 | 650 |
| 1986-87 | 335 | 1,550 | 1,310 | 430 | 710 | 3,010 | 750 | 700 | 1,100 | 750 | 700 |
| 1987-88 | 375 | 1,735 | 1,510 | 450 | 785 | 3,325 | 850 | 750 | 1,110 | 850 | 750 |
| 1988-89 | 450 | 1,910 | 1,510 | 500 | 792 | 3,500 | 900 | 750 | 1,700 | 900 | 750 |
| 1989-90 | 475 | 2,170 | 1,550 | 550 | 832 | 4,395 | 1,000 | 770 | 2,000 | 1,000 | 770 |
| 1990-91 | 475 | 2,350 | 1,596 | 500 | 835 | 4,395 | 1,000 | 765 | 2,000 | 1,000 | 765 |
| 1991-92 | 475 | 2,340 | 1,710 | 500 | 765 | 4,395 | 1,000 | 760 | 2,000 | 1,000 | 760 |
| 1992-93 | 600 | 2,340 | 1,920 | 500 | 755 | 5,000 | 1,000 | 755 | 2,000 | 1,000 | 755 |
| 1993-94 | 600 | 2,540 | 2,640 | 455 | 735 | 6,000 | 1,100 | 735 | 2,000 | 1,100 | 735 |
| Morrisville | | | | | | | | | | | |
| 1980-81 | 300 | 950 | 900 | 250 | 480 | 1,900 | 250 | 480 | 360 | 455 | 480 |
| 1981-82 | 275 | 1,100 | 1,020 | 250 | 520 | 1,950 | 250 | 520 | 400 | 620 | 520 |
| 1982-83 | 290 | 1,250 | 1,120 | 250 | 647 | 2,200 | 250 | 570 | 1,100 | 620 | 570 |
| 1983-84 | 300 | 1,400 | 1,160 | 250 | 600 | 2,300 | 250 | 600 | 1,100 | 620 | 600 |
| 1984-85 | 300 | 1,550 | 1,280 | 250 | 650 | 2,600 | 250 | 650 | 1,100 | 620 | 650 |
| 1985-86 | 325 | 1,550 | 1,300 | 250 | 650 | 2,600 | 250 | 650 | 1,100 | 620 | 650 |
| 1986-87 | 400 | 1,650 | 1,350 | 250 | 525 | 3,000 | 250 | 525 | 1,155 | 620 | 650 |
| 1987-88 | 500 | 1,670 | 1,390 | 250 | 625 | 3,060 | 250 | 625 | 1,155 | 700 | 700 |
| 1988-89 | 500 | 1,760 | 1,430 | 500 | 800 | 3,190 | 500 | 800 | 1,500 | 1,000 | 800 |
| 1989-90 | 500 | 1,870 | 1,500 | 625 | 800 | 3,370 | 625 | 800 | 1,500 | 1,895 | 800 |
| 1990-91 | 500 | 2,040 | 1,510 | 545 | 700 | 3,550 | 545 | 700 | 1,510 | 1,995 | 700 |
| 1991-92 | 500 | 2,386 | 1,598 | 580 | 650 | 3,984 | 580 | 650 | 1,598 | 2,400 | 650 |
| 1992-93 | 600 | 2,450 | 1,680 | 450 | 770 | 4,080 | 450 | 770 | 1,000 | 2,700 | 1,000 |
| 1993-94 | 600 | 2,640 | 1,860 | 350 | 680 | 4,500 | 350 | 680 | 1,000 | 2,600 | 1,200 |
| Community Colleges (Average) | | | | | | | | | | | |
| 1980-81 | 218 | 972 | 1,000 | 250 | 575 | 2,007 | 373 | 539 | 848 | 501 | 496 |
| 1981-82 | 241 | 1,016 | 1,064 | 250 | 625 | 2,184 | 423 | 583 | 1,061 | 549 | 517 |
| 1982-83 | 259 | 1,064 | 1,196 | 250 | 713 | 2,308 | 433 | 615 | 1,050 | 584 | 535 |
| 1983-84 | 279 | 1,310 | 1,195 | 300 | 713 | 2,443 | 451 | 615 | 1,094 | 608 | 532 |
| 1984-85 | 297 | 1,463 | 1,255 | 300 | 713 | 2,523 | 483 | 630 | 1,122 | 609 | 546 |
| 1985-86 | 314 | 1,540 | 1,283 | 375 | 713 | 2,709 | 512 | 644 | 1,180 | 610 | 555 |
| 1986-87 | 333 | 1,591 | 1,373 | 375 | 728 | 2,832 | 537 | 633 | 1,175 | 622 | 565 |
| 1987-88 | 370 | 1,641 | 1,408 | 425 | 873 | 3,079 | 576 | 695 | 1,295 | 677 | 635 |
| 1988-89 | 394 | 1,867 | 1,541 | 420 | 820 | 3,475 | 578 | 729 | 1,562 | 619 | 659 |
| 1989-90 | 421 | 2,128 | 1,555 | 445 | 856 | 3,563 | 602 | 734 | 1,671 | 696 | 653 |
| 1990-91 | 446 | 2,250 | 1,659 | 575 | 850 | 3,850 | 628 | 710 | 1,772 | 695 | 661 |
| 1991-92 | 516 | 2,400 | 1,766 | 625 | 845 | 3,993 | 676 | 748 | 1,782 | 735 | 689 |
| 1992-93 | 526 | 2,424 | 1,810 | 638 | 845 | 4,064 | 680 | 754 | 1,813 | 740 | 702 |
| 1993-94 | 557 | 2,401 | 1,950 | 655 | 1,081 | 4,115 | 715 | 758 | 1,845 | 755 | 695 |
| Adirondack Community College | | | | | | | | | | | |
| 1980-81 | 200 | - | - | - | - | 1,800 | 500 | 600 | 900 | 500 | 600 |
| 1981-82 | 250 | - | - | - | - | 1,980 | 550 | 600 | 990 | 550 | 600 |
| 1982-83 | 300 | - | - | - | - | 2,170 | 550 | 600 | 1,090 | 550 | 600 |
| 1983-84 | 300 | - | - | - | - | 2,280 | 550 | 600 | 1,145 | 550 | 600 |
| 1984-85 | 320 | - | - | - | - | 2,400 | 550 | 600 | 1,200 | 550 | 600 |
| 1985-86 | 340 | - | - | - | - | 2,520 | 550 | 600 | 1,260 | 550 | 600 |
| 1986-87 | 350 | - | - | - | - | 2,750 | 550 | 653 | 1,300 | 550 | 653 |
| 1987-88 | 380 | - | - | - | - | 2,800 | 550 | 663 | 1,300 | 550 | 663 |
| 1988-89 | 410 | - | - | - | - | 2,925 | 550 | 713 | 1,500 | 550 | 713 |
| 1989-90 | 410 | - | - | - | - | 3,045 | 600 | 748 | 1,570 | 600 | 748 |
| 1990-91 | 425 | - | - | - | - | 3,735 | 600 | 892 | 1,630 | 600 | 747 |
| 1991-92 | 440 | - | - | - | - | 3,925 | 600 | 892 | 1,695 | 600 | 767 |
| 1992-93 | 460 | - | - | - | - | 4,095 | 600 | 897 | 1,745 | 600 | 772 |
| 1993-94 | 530 | - | - | - | - | 4,500 | 700 | 897 | 1,850 | 700 | 897 |

Trends in the Distribution of Allowances for Variable Student Costs: 1980/81 to 1993/94
For Three Cohorts of Students at the State University of New York

| Academic Year | Books/Supplies | LIVING ARRANGEMENT | | | | | | | | | |
|--|----------------|-----------------------|-------|----------------|----------------|---------------------------|----------------|----------------|-------------------|----------------|----------------|
| | | Campus Resident Halls | | | | Non-Institutional Housing | | | Commuter Students | | |
| | | Room | Board | Transportation | Personal/Other | Room/Board | Transportation | Personal/Other | Room/Board | Transportation | Personal/Other |
| Broome Community College | | | | | | | | | | | |
| 1980-81 | 180 | - | - | - | - | 2,450 | 357 | 400 | 1,200 | 357 | 400 |
| 1981-82 | 200 | - | - | - | - | 2,450 | 500 | 500 | 1,100 | 400 | 500 |
| 1982-83 | 200 | - | - | - | - | 2,450 | 500 | 500 | 1,100 | 400 | 500 |
| 1983-84 | 200 | - | - | - | - | 2,450 | 500 | 500 | 1,100 | 400 | 500 |
| 1984-85 | 200 | - | - | - | - | 2,450 | 500 | 500 | 1,100 | 400 | 500 |
| 1985-86 | 250 | - | - | - | - | 2,540 | 500 | 500 | 1,100 | 400 | 500 |
| 1986-87 | 320 | - | - | - | - | 2,665 | 500 | 500 | 1,100 | 400 | 500 |
| 1987-88 | 400 | - | - | - | - | 3,022 | 576 | 846 | 1,430 | 480 | - |
| 1988-89 | 400 | - | - | - | - | 2,500 | 600 | 750 | 1,500 | 600 | 750 |
| 1989-90 | 400 | - | - | - | - | 3,960 | 600 | 750 | 1,500 | 600 | 750 |
| 1990-91 | 500 | - | - | - | - | 2,500 | 600 | 750 | 1,500 | 600 | 750 |
| 1991-92 | 500 | - | - | - | - | 3,564 | 600 | 750 | 1,500 | 600 | 750 |
| 1992-93 | 500 | - | - | - | - | 3,565 | 600 | 750 | 1,500 | 600 | 750 |
| 1993-94 | 600 | - | - | - | - | 3,060 | 600 | 750 | 1,500 | 600 | 750 |
| Cayuga Community College | | | | | | | | | | | |
| 1980-81 | 250 | - | - | - | - | 2,025 | 225 | 750 | 700 | 225 | 750 |
| 1981-82 | 250 | - | - | - | - | 2,000 | 120 | 900 | 1,100 | 630 | 300 |
| 1982-83 | 280 | - | - | - | - | 2,100 | 120 | 900 | 1,100 | 630 | 300 |
| 1983-84 | 280 | - | - | - | - | 2,430 | 120 | 720 | 900 | 820 | 360 |
| 1984-85 | 300 | - | - | - | - | 2,570 | 120 | 760 | 950 | 820 | 360 |
| 1985-86 | 320 | - | - | - | - | 2,700 | 120 | 800 | 1,100 | 630 | 250 |
| 1986-87 | 350 | - | - | - | - | 2,790 | 120 | 810 | 1,100 | 588 | 250 |
| 1987-88 | 350 | - | - | - | - | 3,050 | 35 | 840 | 940 | 1,000 | 840 |
| 1988-89 | 400 | - | - | - | - | 3,050 | 260 | 1,160 | 1,500 | 260 | 600 |
| 1989-90 | 400 | - | - | - | - | 3,200 | 35 | 860 | 1,590 | 1,070 | 300 |
| 1990-91 | 450 | - | - | - | - | 4,000 | 35 | 860 | 1,590 | 565 | 500 |
| 1991-92 | 500 | - | - | - | - | 4,000 | 585 | 860 | 1,590 | 585 | 860 |
| 1992-93 | 700 | - | - | - | - | 4,000 | 585 | 860 | 1,590 | 585 | 860 |
| 1993-94 | 600 | - | - | - | - | 4,000 | 585 | 500 | 1,590 | 585 | 500 |
| Clinton Community College | | | | | | | | | | | |
| 1980-81 | 160 | - | - | - | - | 1,988 | 522 | 500 | 1,040 | 465 | 500 |
| 1981-82 | 160 | - | - | - | - | 1,988 | 522 | 500 | 1,041 | 465 | 500 |
| 1982-83 | 160 | - | - | - | - | 2,477 | 650 | 623 | 1,297 | 579 | 623 |
| 1983-84 | 250 | - | - | - | - | 2,477 | 650 | 623 | 1,297 | 579 | 623 |
| 1984-85 | 250 | - | - | - | - | 2,477 | 650 | 623 | 1,297 | 579 | 623 |
| 1985-86 | 250 | - | - | - | - | 2,477 | 650 | 673 | 1,297 | 579 | 673 |
| 1986-87 | 250 | - | - | - | - | 2,477 | 650 | 623 | 1,297 | 579 | 623 |
| 1987-88 | 400 | - | - | - | - | 2,477 | 773 | 739 | 1,297 | 773 | 739 |
| 1988-89 | 400 | - | - | - | - | 3,370 | 700 | 739 | 1,600 | 700 | 739 |
| 1989-90 | 400 | - | - | - | - | 3,370 | 600 | 739 | 1,700 | 600 | 739 |
| 1990-91 | 500 | - | - | - | - | 3,415 | 600 | 739 | 1,700 | 600 | 739 |
| 1991-92 | 500 | - | - | - | - | 3,505 | 600 | 739 | 1,800 | 600 | 739 |
| 1992-93 | 500 | - | - | - | - | 3,800 | 600 | 739 | 1,800 | 600 | 739 |
| 1993-94 | 500 | - | - | - | - | 3,980 | 600 | 739 | 1,800 | 600 | 739 |
| Columbia-Greene Community College | | | | | | | | | | | |
| 1980-81 | 200 | - | - | - | - | 1,500 | 500 | 500 | 900 | 500 | 500 |
| 1981-82 | 200 | - | - | - | - | 1,500 | 500 | 500 | 1,100 | 500 | 500 |
| 1982-83 | 200 | - | - | - | - | 1,500 | 500 | 500 | 1,100 | 500 | 500 |
| 1983-84 | 200 | - | - | - | - | 1,500 | 500 | 500 | 1,100 | 500 | 500 |
| 1984-85 | 200 | - | - | - | - | 1,500 | 500 | 500 | 1,100 | 500 | 500 |
| 1985-86 | 200 | - | - | - | - | 1,500 | 500 | 650 | 1,100 | 500 | 650 |
| 1986-87 | 200 | - | - | - | - | 2,250 | 500 | 650 | 1,500 | 500 | 650 |
| 1987-88 | 250 | - | - | - | - | 2,250 | 500 | 650 | 1,500 | 500 | 650 |
| 1988-89 | 300 | - | - | - | - | 3,600 | 500 | 650 | 1,500 | 500 | 650 |
| 1989-90 | 400 | - | - | - | - | 3,600 | 500 | 650 | 1,500 | 500 | 650 |
| 1990-91 | 400 | - | - | - | - | 3,600 | 500 | 525 | 1,500 | 500 | 500 |
| 1991-92 | 450 | - | - | - | - | 3,600 | 850 | 900 | 1,500 | 850 | 900 |
| 1992-93 | 450 | - | - | - | - | 3,600 | 850 | 900 | 1,500 | 850 | 900 |
| 1993-94 | 500 | - | - | - | - | 3,600 | 900 | 950 | 1,500 | 900 | 950 |

**Trends in the Distribution of Allowances for Variable Student Costs: 1980/81 to 1993/94
For Three Cohorts of Students at the State University of New York**

| Academic Year | Books/Supplies | LIVING ARRANGEMENT | | | | | | | | | |
|--|----------------|-----------------------|-------|----------------|----------------|---------------------------|----------------|----------------|-------------------|----------------|----------------|
| | | Campus Resident Halls | | | | Non-Institutional Housing | | | Commuter Students | | |
| | | Room | Board | Transportation | Personal/Other | Room/Board | Transportation | Personal/Other | Room/Board | Transportation | Personal/Other |
| Coming Community College | | | | | | | | | | | |
| 1980-81 | 225 | -- | -- | -- | -- | 2,485 | 500 | 440 | 900 | 500 | 440 |
| 1981-82 | 225 | -- | -- | -- | -- | 2,225 | 650 | 425 | 1,050 | 650 | 370 |
| 1982-83 | 225 | -- | -- | -- | -- | 2,425 | 750 | 550 | 1,100 | 750 | 400 |
| 1983-84 | 225 | -- | -- | -- | -- | 2,595 | 750 | 690 | 1,100 | 750 | 400 |
| 1984-85 | 225 | -- | -- | -- | -- | 2,595 | 750 | 690 | 1,100 | 750 | 400 |
| 1985-86 | 225 | -- | -- | -- | -- | 3,810 | 750 | 780 | 1,100 | 750 | 300 |
| 1986-87 | 225 | -- | -- | -- | -- | 2,595 | 750 | 590 | 1,100 | 750 | 300 |
| 1987-88 | 400 | -- | -- | -- | -- | 2,875 | 950 | 1,045 | 1,830 | 950 | 500 |
| 1988-89 | 400 | -- | -- | -- | -- | 2,875 | 750 | 1,045 | 1,830 | 750 | 750 |
| 1989-90 | 400 | -- | -- | -- | -- | 3,480 | 750 | 500 | 2,030 | 750 | 350 |
| 1990-91 | 400 | -- | -- | -- | -- | 3,330 | 750 | 650 | 1,830 | 750 | 550 |
| 1991-92 | 519 | -- | -- | -- | -- | 3,280 | 805 | 700 | 1,880 | 805 | 400 |
| 1992-93 | 520 | -- | -- | -- | -- | 3,280 | 805 | 700 | 1,880 | 805 | 400 |
| 1993-94 | 550 | -- | -- | -- | -- | 3,185 | 850 | 750 | 1,880 | 850 | 400 |
| Dutchess Community College | | | | | | | | | | | |
| 1980-81 | 200 | -- | -- | -- | -- | 2,450 | 500 | 500 | 1,100 | 500 | 300 |
| 1981-82 | 225 | -- | -- | -- | -- | 2,535 | 550 | 550 | 930 | 550 | 550 |
| 1982-83 | 250 | -- | -- | -- | -- | 3,100 | 550 | 600 | 1,190 | 550 | 500 |
| 1983-84 | 265 | -- | -- | -- | -- | 3,100 | 550 | 500 | 1,260 | 550 | 500 |
| 1984-85 | 300 | -- | -- | -- | -- | 3,450 | 550 | 500 | 1,310 | 550 | 500 |
| 1985-86 | 350 | -- | -- | -- | -- | 3,550 | 550 | 500 | 1,350 | 550 | 500 |
| 1986-87 | 350 | -- | -- | -- | -- | 3,600 | 550 | 500 | 1,390 | 550 | 500 |
| 1987-88 | 350 | -- | -- | -- | -- | 3,600 | 550 | 500 | 1,390 | 550 | 500 |
| 1988-89 | 400 | -- | -- | -- | -- | 3,600 | 550 | 500 | 1,390 | 550 | 500 |
| 1989-90 | 425 | -- | -- | -- | -- | 3,800 | 600 | 500 | 1,500 | 600 | 500 |
| 1990-91 | 450 | -- | -- | -- | -- | 4,000 | 700 | 550 | 1,500 | 700 | 550 |
| 1991-92 | 475 | -- | -- | -- | -- | 4,200 | 800 | 550 | 1,600 | 800 | 550 |
| 1992-93 | 480 | -- | -- | -- | -- | 4,200 | 800 | 550 | 1,600 | 800 | 550 |
| 1993-94 | 560 | -- | -- | -- | -- | 4,725 | 850 | 750 | 1,785 | 850 | 750 |
| Erie Community College | | | | | | | | | | | |
| 1980-81 | 200 | -- | -- | -- | -- | 1,750 | 300 | 440 | 1,030 | 400 | 440 |
| 1981-82 | 240 | -- | -- | -- | -- | 1,950 | 300 | 500 | 1,210 | 400 | 500 |
| 1982-83 | 250 | -- | -- | -- | -- | 2,280 | 350 | 550 | 1,190 | 500 | 550 |
| 1983-84 | 280 | -- | -- | -- | -- | 2,400 | 350 | 550 | 1,260 | 500 | 550 |
| 1984-85 | 280 | -- | -- | -- | -- | 2,400 | 350 | 550 | 1,260 | 500 | 550 |
| 1985-86 | 300 | -- | -- | -- | -- | 3,000 | 600 | 550 | 1,350 | 600 | 550 |
| 1986-87 | 300 | -- | -- | -- | -- | 3,150 | 600 | 550 | 1,500 | 600 | 550 |
| 1987-88 | 350 | -- | -- | -- | -- | 4,053 | 600 | 600 | 1,430 | 600 | 600 |
| 1988-89 | 400 | -- | -- | -- | -- | 3,750 | 700 | 700 | 1,800 | 700 | 700 |
| 1989-90 | 400 | -- | -- | -- | -- | 3,800 | 700 | 700 | 1,900 | 700 | 700 |
| 1990-91 | 400 | -- | -- | -- | -- | 4,000 | 700 | 700 | 2,000 | 700 | 700 |
| 1991-92 | 400 | -- | -- | -- | -- | 4,200 | 750 | 750 | 2,100 | 750 | 750 |
| 1992-93 | 400 | -- | -- | -- | -- | 4,400 | 750 | 750 | 2,120 | 750 | 750 |
| 1993-94 | 450 | -- | -- | -- | -- | 4,600 | 750 | 750 | 2,300 | 750 | 750 |
| Fashion Institute of Technology | | | | | | | | | | | |
| 1980-81 | 500 | 1,080 | 1,100 | 300 | 650 | 3,300 | 400 | 650 | 700 | 400 | 600 |
| 1981-82 | 800 | 1,117 | 1,233 | 300 | 750 | 3,700 | 450 | 1,250 | 870 | 450 | 700 |
| 1982-83 | 800 | 1,078 | 1,422 | 300 | 825 | 4,070 | 300 | 1,375 | 960 | 450 | 770 |
| 1983-84 | 800 | 1,440 | 1,360 | 400 | 825 | 4,200 | 450 | 1,375 | 1,200 | 450 | 770 |
| 1984-85 | 840 | 1,665 | 1,430 | 400 | 825 | 4,200 | 450 | 1,375 | 1,260 | 450 | 770 |
| 1985-86 | 800 | 1,770 | 1,465 | 500 | 825 | 4,200 | 500 | 1,375 | 1,200 | 500 | 770 |
| 1986-87 | 800 | 1,782 | 1,605 | 500 | 850 | 4,200 | 500 | 850 | 1,200 | 500 | 850 |
| 1987-88 | 1,000 | 1,782 | 1,605 | 550 | 1,045 | 5,500 | 650 | 940 | 1,350 | 650 | 850 |
| 1988-89 | 1,000 | 2,134 | 1,701 | 540 | 940 | 5,500 | 650 | 940 | 1,500 | 650 | 850 |
| 1989-90 | 1,100 | 2,555 | 1,800 | 540 | 1,000 | 5,500 | 540 | 1,400 | 1,500 | 650 | 850 |
| 1990-91 | 1,100 | 2,700 | 1,898 | 750 | 950 | 5,900 | 750 | 950 | 1,500 | 750 | 950 |
| 1991-92 | 1,100 | 2,700 | 2,020 | 800 | 900 | 5,900 | 800 | 900 | 1,600 | 800 | 900 |
| 1992-93 | 1,100 | 2,635 | 2,020 | 800 | 900 | 5,900 | 800 | 900 | 1,600 | 800 | 900 |
| 1993-94 | 1,100 | 2,690 | 2,110 | 800 | 900 | 6,000 | 800 | 900 | 1,600 | 800 | 900 |

**Trends in the Distribution of Allowances for Variable Student Costs: 1980/81 to 1993/94
For Three Cohorts of Students at the State University of New York**

| Academic Year | Books/Supplies | LIVING ARRANGEMENT | | | | | | | | | |
|--|----------------|-----------------------|-------|----------------|----------------|---------------------------|----------------|----------------|-------------------|----------------|----------------|
| | | Campus Resident Halls | | | | Non-Institutional Housing | | | Commuter Students | | |
| | | Room | Board | Transportation | Personal/Other | Room/Board | Transportation | Personal/Other | Room/Board | Transportation | Personal/Other |
| Finger Lakes Community College | | | | | | | | | | | |
| 1980-81 | 200 | - | - | - | - | 1,700 | 400 | 535 | 500 | 550 | 500 |
| 1981-82 | 200 | - | - | - | - | 1,700 | 450 | 540 | 800 | 550 | 530 |
| 1982-83 | 250 | - | - | - | - | 1,750 | 450 | 545 | 650 | 545 | 400 |
| 1983-84 | 250 | - | - | - | - | 1,925 | 595 | 700 | 1,100 | 545 | 375 |
| 1984-85 | 300 | - | - | - | - | 2,000 | 557 | 750 | 1,100 | 480 | 377 |
| 1985-86 | 300 | - | - | - | - | 2,000 | 566 | 750 | 1,100 | 480 | 386 |
| 1986-87 | 300 | - | - | - | - | 2,050 | 566 | 650 | 1,100 | 480 | 364 |
| 1987-88 | 300 | - | - | - | - | 2,700 | 786 | 650 | 1,100 | 686 | 300 |
| 1988-89 | 400 | - | - | - | - | 2,700 | 780 | 650 | 1,500 | 330 | 300 |
| 1989-90 | 400 | - | - | - | - | 2,900 | 875 | 680 | 1,700 | 575 | 230 |
| 1990-91 | 400 | - | - | - | - | 3,150 | 880 | 900 | 1,700 | 600 | 330 |
| 1991-92 | 500 | - | - | - | - | 3,250 | 880 | 900 | 1,800 | 600 | 450 |
| 1992-93 | 500 | - | - | - | - | 3,330 | 880 | 900 | 1,800 | 600 | 480 |
| 1993-94 | 500 | - | - | - | - | 3,600 | 900 | 900 | 1,800 | 600 | 480 |
| Fulton-Montgomery Community College | | | | | | | | | | | |
| 1980-81 | 200 | - | - | - | - | 1,900 | 400 | 300 | 350 | 350 | 300 |
| 1981-82 | 200 | - | - | - | - | 2,200 | 400 | 300 | 1,100 | 400 | 300 |
| 1982-83 | 275 | - | - | - | - | 2,170 | 450 | 350 | 1,100 | 450 | 350 |
| 1983-84 | 275 | - | - | - | - | 2,170 | 450 | 350 | 1,100 | 450 | 350 |
| 1984-85 | 275 | - | - | - | - | 2,170 | 450 | 350 | 1,100 | 450 | 350 |
| 1985-86 | 275 | - | - | - | - | 2,370 | 450 | 350 | 1,100 | 450 | 350 |
| 1986-87 | 275 | - | - | - | - | 2,370 | 450 | 350 | 1,100 | 450 | 350 |
| 1987-88 | 275 | - | - | - | - | 2,770 | 450 | 350 | 1,100 | 450 | 350 |
| 1988-89 | 275 | - | - | - | - | 2,875 | 600 | 405 | 1,500 | 600 | 405 |
| 1989-90 | 275 | - | - | - | - | 2,875 | 600 | 375 | 1,500 | 600 | 375 |
| 1990-91 | 275 | - | - | - | - | 2,875 | 600 | 375 | 1,500 | 600 | 375 |
| 1991-92 | 450 | - | - | - | - | 3,300 | 600 | 560 | 1,500 | 600 | 560 |
| 1992-93 | 500 | - | - | - | - | 3,600 | 600 | 560 | 1,800 | 600 | 560 |
| 1993-94 | 500 | - | - | - | - | 3,600 | 600 | 560 | 1,800 | 600 | 560 |
| Genesee Community College | | | | | | | | | | | |
| 1980-81 | 200 | - | - | - | - | 1,680 | 450 | 500 | 830 | 700 | 500 |
| 1981-82 | 200 | - | - | - | - | 1,680 | 450 | 400 | 1,230 | 700 | 500 |
| 1982-83 | 250 | - | - | - | - | 1,750 | 450 | 480 | 650 | 730 | 500 |
| 1983-84 | 250 | - | - | - | - | 1,800 | 450 | 480 | 600 | 730 | 400 |
| 1984-85 | 300 | - | - | - | - | 1,700 | 450 | 480 | 420 | 730 | 480 |
| 1985-86 | 320 | - | - | - | - | 1,950 | 500 | 500 | 550 | 700 | 550 |
| 1986-87 | 320 | - | - | - | - | 2,200 | 500 | 500 | 600 | 700 | 500 |
| 1987-88 | 320 | - | - | - | - | 2,250 | 450 | 480 | 1,520 | 680 | 500 |
| 1988-89 | 400 | - | - | - | - | 2,500 | 450 | 450 | 1,500 | 650 | 500 |
| 1989-90 | 450 | - | - | - | - | 2,700 | 450 | 500 | 1,500 | 650 | 500 |
| 1990-91 | 475 | - | - | - | - | 3,000 | 500 | 525 | 1,500 | 650 | 525 |
| 1991-92 | 500 | - | - | - | - | 3,350 | 400 | 540 | 1,500 | 650 | 540 |
| 1992-93 | 520 | - | - | - | - | 3,380 | 400 | 550 | 1,500 | 680 | 550 |
| 1993-94 | 550 | - | - | - | - | 3,500 | 450 | 550 | 1,500 | 650 | 550 |
| Herkimer Community College | | | | | | | | | | | |
| 1980-81 | 200 | - | - | - | - | 1,700 | 200 | 400 | 650 | 600 | 400 |
| 1981-82 | 200 | - | - | - | - | 1,900 | 200 | 400 | 650 | 600 | 600 |
| 1982-83 | 200 | - | - | - | - | 1,900 | 200 | 400 | 650 | 600 | 600 |
| 1983-84 | 300 | - | - | - | - | 2,100 | 200 | 450 | 650 | 600 | 450 |
| 1984-85 | 300 | - | - | - | - | 2,300 | 200 | 450 | 1,100 | 600 | 450 |
| 1985-86 | 300 | - | - | - | - | 2,400 | 200 | 450 | 1,100 | 600 | 450 |
| 1986-87 | 300 | - | - | - | - | 2,400 | 200 | 450 | 1,100 | 600 | 450 |
| 1987-88 | 350 | - | - | - | - | 2,400 | 250 | 500 | 1,100 | 650 | 500 |
| 1988-89 | 350 | - | - | - | - | 3,050 | 250 | 500 | 1,500 | 600 | 500 |
| 1989-90 | 400 | - | - | - | - | 3,200 | 250 | 500 | 1,600 | 600 | 500 |
| 1990-91 | 400 | - | - | - | - | 3,500 | 250 | 500 | 1,800 | 600 | 500 |
| 1991-92 | 450 | - | - | - | - | 3,900 | 250 | 740 | 1,800 | 600 | 740 |
| 1992-93 | 450 | - | - | - | - | 4,500 | 250 | 670 | 1,800 | 600 | 670 |
| 1993-94 | 500 | - | - | - | - | 4,500 | 250 | 640 | 1,800 | 600 | 640 |

**Trends in the Distribution of Allowances for Variable Student Costs: 1980/81 to 1993/94
For Three Cohorts of Students at the State University of New York**

| Academic Year | Books/Supplies | LIVING ARRANGEMENT | | | | | | | | | |
|--|----------------|-----------------------|-------|----------------|----------------|---------------------------|----------------|----------------|-------------------|----------------|----------------|
| | | Campus Resident Halls | | | | Non-Institutional Housing | | | Commuter Students | | |
| | | Room | Board | Transportation | Personal/Other | Room/Board | Transportation | Personal/Other | Room/Board | Transportation | Personal/Other |
| Hudson Valley Community College | | | | | | | | | | | |
| 1980-81 | 150 | - | - | - | - | 2,070 | 370 | 430 | 550 | 520 | 345 |
| 1981-82 | 200 | - | - | - | - | 2,400 | 470 | 495 | 660 | 624 | 414 |
| 1982-83 | 150 | - | - | - | - | 2,300 | 150 | 400 | 1,200 | 624 | 300 |
| 1983-84 | 165 | - | - | - | - | 2,530 | 165 | 440 | 1,320 | 624 | 330 |
| 1984-85 | 175 | - | - | - | - | 2,700 | 175 | 500 | 1,400 | 624 | 500 |
| 1985-86 | 185 | - | - | - | - | 2,800 | 185 | 550 | 1,400 | 650 | 550 |
| 1986-87 | 200 | - | - | - | - | 3,000 | 200 | 550 | 1,500 | 650 | 550 |
| 1987-88 | 200 | - | - | - | - | 3,000 | 200 | 550 | 1,500 | 650 | 550 |
| 1988-89 | 250 | - | - | - | - | 3,000 | 200 | 600 | 1,500 | 650 | 600 |
| 1989-90 | 250 | - | - | - | - | 3,000 | 200 | 600 | 1,500 | 650 | 600 |
| 1990-91 | 275 | - | - | - | - | 3,200 | 250 | 700 | 1,600 | 700 | 700 |
| 1991-92 | 300 | - | - | - | - | 3,400 | 300 | 750 | 1,650 | 750 | 750 |
| 1992-93 | 325 | - | - | - | - | 3,500 | 350 | 750 | 1,700 | 800 | 750 |
| 1993-94 | 350 | - | - | - | - | 3,600 | 350 | 750 | 1,750 | 800 | 750 |
| Jamestown Community College | | | | | | | | | | | |
| 1980-81 | 200 | - | - | - | - | 1,500 | 200 | 400 | 750 | 400 | 400 |
| 1981-82 | 300 | - | - | - | - | 2,200 | 300 | 400 | 1,100 | 500 | 400 |
| 1982-83 | 300 | - | - | - | - | 2,300 | 490 | 400 | 1,200 | 600 | 400 |
| 1983-84 | 300 | - | - | - | - | 2,300 | 490 | 400 | 1,200 | 600 | 400 |
| 1984-85 | 300 | - | - | - | - | 2,300 | 490 | 400 | 1,200 | 600 | 400 |
| 1985-86 | 300 | - | - | - | - | 2,300 | 490 | 400 | 1,200 | 600 | 400 |
| 1986-87 | 350 | - | - | - | - | 2,500 | 500 | 400 | 1,100 | 600 | 400 |
| 1987-88 | 350 | - | - | - | - | 2,500 | 600 | 400 | 1,200 | 600 | 400 |
| 1988-89 | 350 | - | - | - | - | 2,500 | 500 | 438 | 1,500 | 425 | 313 |
| 1989-90 | 350 | - | - | - | - | 2,500 | 500 | 400 | 1,500 | 425 | 275 |
| 1990-91 | 400 | - | - | - | - | 2,500 | 525 | 425 | 1,500 | 450 | 300 |
| 1991-92 | 500 | - | - | - | - | 3,000 | 600 | 500 | 2,000 | 500 | 400 |
| 1992-93 | 500 | - | - | - | - | 3,000 | 600 | 500 | 2,000 | 500 | 400 |
| 1993-94 | 500 | - | - | - | - | 4,000 | 500 | 550 | 2,000 | 500 | 550 |
| Jefferson Community College | | | | | | | | | | | |
| 1980-81 | 220 | - | - | - | - | 1,500 | 280 | 450 | 750 | 280 | 450 |
| 1981-82 | 250 | - | - | - | - | 1,800 | 310 | 450 | 1,100 | 310 | 450 |
| 1982-83 | 250 | - | - | - | - | 1,800 | 310 | 450 | 1,100 | 310 | 450 |
| 1983-84 | 250 | - | - | - | - | 1,800 | 310 | 450 | 1,100 | 310 | 450 |
| 1984-85 | 320 | - | - | - | - | 2,610 | 310 | 450 | 1,100 | 310 | 450 |
| 1985-86 | 320 | - | - | - | - | 2,610 | 310 | 450 | 1,100 | 310 | 450 |
| 1986-87 | 320 | - | - | - | - | 2,600 | 310 | 450 | 1,100 | 310 | 450 |
| 1987-88 | 320 | - | - | - | - | 2,610 | 310 | 450 | 1,265 | 310 | 450 |
| 1988-89 | 320 | - | - | - | - | 3,654 | 310 | 450 | 1,500 | 310 | 450 |
| 1989-90 | 400 | - | - | - | - | 3,450 | 310 | 500 | 3,100 | 310 | 500 |
| 1990-91 | 600 | - | - | - | - | 4,750 | 310 | 500 | 4,000 | 310 | 500 |
| 1991-92 | 600 | - | - | - | - | 3,654 | 310 | 500 | 2,000 | 310 | 500 |
| 1992-93 | 600 | - | - | - | - | 3,654 | 310 | 500 | 2,000 | 310 | 500 |
| 1993-94 | 700 | - | - | - | - | 3,654 | 310 | 500 | 2,000 | 310 | 500 |
| Mohawk Valley Community College | | | | | | | | | | | |
| 1980-81 | 200 | 864 | 900 | 200 | 500 | 1,671 | 200 | 500 | 900 | 200 | 500 |
| 1981-82 | 250 | 915 | 894 | 200 | 500 | 2,200 | 400 | 500 | 1,100 | 400 | 500 |
| 1982-83 | 250 | 1,050 | 970 | 200 | 600 | 2,420 | 400 | 600 | 1,100 | 400 | 600 |
| 1983-84 | 275 | 1,180 | 1,030 | 200 | 600 | 2,500 | 400 | 600 | 1,100 | 400 | 600 |
| 1984-85 | 275 | 1,260 | 1,080 | 200 | 600 | 2,850 | 350 | 600 | 1,100 | 350 | 600 |
| 1985-86 | 300 | 1,310 | 1,100 | 250 | 600 | 3,010 | 400 | 600 | 1,100 | 400 | 600 |
| 1986-87 | 325 | 1,400 | 1,140 | 250 | 605 | 3,060 | 400 | 600 | 1,100 | 400 | 600 |
| 1987-88 | 325 | 1,500 | 1,210 | 300 | 700 | 3,210 | 450 | 700 | 1,100 | 450 | 700 |
| 1988-89 | 350 | 1,600 | 1,380 | 300 | 700 | 3,340 | 450 | 700 | 1,500 | 450 | 700 |
| 1989-90 | 375 | 1,700 | 1,310 | 350 | 712 | 3,500 | 500 | 700 | 1,500 | 500 | 700 |
| 1990-91 | 430 | 1,800 | 1,420 | 400 | 750 | 3,700 | 550 | 750 | 1,550 | 550 | 750 |
| 1991-92 | 600 | 2,100 | 1,512 | 450 | 789 | 3,940 | 624 | 789 | 1,650 | 624 | 789 |
| 1992-93 | 600 | 2,212 | 1,600 | 475 | 789 | 4,150 | 660 | 789 | 1,740 | 660 | 789 |
| 1993-94 | 750 | 2,112 | 1,790 | 510 | 1,262 | 4,116 | 992 | 1,004 | 1,698 | 992 | 1,062 |

**Trends in the Distribution of Allowances for Variable Student Costs: 1980/81 to 1993/94
For Three Cohorts of Students at the State University of New York**

| Academic Year | Books/Supplies | LIVING ARRANGEMENT | | | | | | | | | |
|--|----------------|-----------------------|-------|----------------|----------------|---------------------------|----------------|----------------|-------------------|----------------|----------------|
| | | Campus Resident Halls | | | | Non-Institutional Housing | | | Commuter Students | | |
| | | Room | Board | Transportation | Personal/Other | Room/Board | Transportation | Personal/Other | Room/Board | Transportation | Personal/Other |
| Monroe Community College | | | | | | | | | | | |
| 1980-81 | 150 | - | - | - | - | 2,000 | 400 | 540 | 1,000 | 400 | 440 |
| 1981-82 | 175 | - | - | - | - | 2,100 | 400 | 565 | 1,100 | 400 | 440 |
| 1982-83 | 225 | - | - | - | - | 2,200 | 500 | 765 | 1,200 | 500 | 640 |
| 1983-84 | 225 | - | - | - | - | 2,200 | 500 | 565 | 1,200 | 500 | 440 |
| 1984-85 | 225 | - | - | - | - | 2,200 | 500 | 565 | 1,200 | 500 | 440 |
| 1985-86 | 280 | - | - | - | - | 2,200 | 500 | 565 | 2,200 | 500 | 565 |
| 1986-87 | 350 | - | - | - | - | 2,600 | 550 | 605 | 1,200 | 550 | 480 |
| 1987-88 | 350 | - | - | - | - | 2,600 | 600 | 880 | 1,200 | 600 | 880 |
| 1988-89 | 350 | - | - | - | - | 2,500 | 600 | 880 | 1,500 | 600 | 880 |
| 1989-90 | 350 | - | - | - | - | 2,500 | 600 | 880 | 1,500 | 600 | 880 |
| 1990-91 | 350 | - | - | - | - | 3,100 | 600 | 880 | 1,500 | 600 | 880 |
| 1991-92 | 450 | - | - | - | - | 2,500 | 675 | 1,500 | 1,500 | 675 | 900 |
| 1992-93 | 450 | - | - | - | - | 2,500 | 675 | 1,500 | 1,500 | 675 | 900 |
| 1993-94 | 440 | - | - | - | - | 2,650 | 675 | 1,590 | 1,590 | 675 | 960 |
| Nassau Community College | | | | | | | | | | | |
| 1980-81 | - | - | - | - | - | - | - | - | 750 | 600 | 350 |
| 1981-82 | - | - | - | - | - | - | - | - | 1,000 | 350 | 250 |
| 1982-83 | - | - | - | - | - | - | - | - | 900 | 800 | 500 |
| 1983-84 | - | - | - | - | - | - | - | - | 1,100 | 910 | 570 |
| 1984-85 | 360 | - | - | - | - | 1,170 | 970 | 600 | 1,170 | 970 | 600 |
| 1985-86 | 430 | - | - | - | - | 1,300 | 970 | 650 | 1,300 | 970 | 650 |
| 1986-87 | 550 | - | - | - | - | 1,300 | 1,000 | 750 | 1,300 | 1,000 | 750 |
| 1987-88 | 600 | - | - | - | - | 1,800 | 1,100 | 800 | 1,800 | 1,100 | 800 |
| 1988-89 | 600 | - | - | - | - | 2,050 | 1,100 | 800 | 2,050 | 1,100 | 800 |
| 1989-90 | 400 | - | - | - | - | 2,200 | 1,490 | 1,120 | 2,200 | 1,490 | 1,120 |
| 1990-91 | 400 | - | - | - | - | 5,800 | 1,490 | 1,260 | 2,330 | 1,490 | 1,260 |
| 1991-92 | 828 | - | - | - | - | 5,800 | 1,520 | 1,000 | 2,242 | 1,520 | 1,000 |
| 1992-93 | 448 | - | - | - | - | 4,815 | 1,446 | 1,000 | 2,300 | 1,446 | 1,000 |
| 1993-94 | 560 | - | - | - | - | 2,261 | 1,446 | 1,000 | 2,261 | 1,446 | 1,000 |
| Niagara Community College | | | | | | | | | | | |
| 1980-81 | 200 | - | - | - | - | 1,375 | 600 | 600 | 1,075 | 600 | 600 |
| 1981-82 | 225 | - | - | - | - | 1,400 | 600 | 600 | 1,100 | 600 | 600 |
| 1982-83 | 275 | - | - | - | - | 1,450 | 600 | 600 | 1,100 | 600 | 600 |
| 1983-84 | 275 | - | - | - | - | 1,450 | 600 | 600 | 1,100 | 600 | 600 |
| 1984-85 | 250 | - | - | - | - | 1,450 | 650 | 600 | 1,100 | 650 | 600 |
| 1985-86 | 250 | - | - | - | - | 1,400 | 650 | 600 | 1,100 | 650 | 600 |
| 1986-87 | 275 | - | - | - | - | 1,400 | 650 | 600 | 1,100 | 650 | 600 |
| 1987-88 | 325 | - | - | - | - | 1,400 | 650 | 600 | 1,100 | 650 | 600 |
| 1988-89 | 325 | - | - | - | - | 3,600 | 650 | 600 | 1,800 | 650 | 600 |
| 1989-90 | 350 | - | - | - | - | 3,600 | 650 | 600 | 1,500 | 650 | 600 |
| 1990-91 | 350 | - | - | - | - | 3,600 | 650 | 600 | 1,500 | 650 | 600 |
| 1991-92 | 375 | - | - | - | - | 3,600 | 650 | 600 | 1,500 | 650 | 600 |
| 1992-93 | 445 | - | - | - | - | 3,600 | 650 | 625 | 1,500 | 650 | 625 |
| 1993-94 | 465 | - | - | - | - | 3,600 | 650 | 640 | 1,500 | 650 | 640 |
| North Country Community College | | | | | | | | | | | |
| 1980-81 | 200 | - | - | - | - | 1,900 | 100 | 500 | 950 | 600 | 500 |
| 1981-82 | 225 | - | - | - | - | 2,250 | 100 | 525 | 1,100 | 600 | 525 |
| 1982-83 | 250 | - | - | - | - | 2,400 | 150 | 550 | 1,100 | 600 | 550 |
| 1983-84 | 300 | - | - | - | - | 2,800 | 150 | 600 | 1,100 | 600 | 600 |
| 1984-85 | 400 | - | - | - | - | 2,600 | 175 | 600 | 1,200 | 600 | 600 |
| 1985-86 | 400 | - | - | - | - | 2,700 | 200 | 600 | 1,200 | 600 | 600 |
| 1986-87 | 400 | - | - | - | - | 2,800 | 200 | 600 | 1,200 | 600 | 600 |
| 1987-88 | 450 | - | - | - | - | 3,000 | 200 | 520 | 1,400 | 600 | 520 |
| 1988-89 | 450 | - | - | - | - | 3,000 | 200 | 600 | 1,400 | 600 | 600 |
| 1989-90 | 500 | - | - | - | - | 3,400 | 200 | 545 | 1,400 | 600 | 545 |
| 1990-91 | 500 | - | - | - | - | 3,600 | 300 | 745 | 1,500 | 600 | 745 |
| 1991-92 | 500 | - | - | - | - | 3,900 | 300 | 795 | 1,750 | 800 | 795 |
| 1992-93 | 500 | - | - | - | - | 4,000 | 300 | 795 | 1,750 | 800 | 795 |
| 1993-94 | 500 | - | - | - | - | 4,400 | 300 | 685 | 1,950 | 750 | 685 |

**Trends in the Distribution of Allowances for Variable Student Costs: 1980/81 to 1993/94
For Three Cohorts of Students at the State University of New York**

| Academic Year | Books/Supplies | LIVING ARRANGEMENT | | | | | | | | | |
|--------------------------------------|----------------|-----------------------|-------|----------------|----------------|---------------------------|----------------|----------------|-------------------|----------------|----------------|
| | | Campus Resident Halls | | | | Non-Institutional Housing | | | Commuter Students | | |
| | | Room | Board | Transportation | Personal/Other | Room/Board | Transportation | Personal/Other | Room/Board | Transportation | Personal/Other |
| Onondaga Community College | | | | | | | | | | | |
| 1980-81 | 400 | - | - | - | - | 2,160 | 200 | 450 | 700 | 200 | 450 |
| 1981-82 | 200 | - | - | - | - | 2,430 | 750 | 450 | 1,100 | 600 | 450 |
| 1982-83 | 200 | - | - | - | - | 2,430 | 750 | 450 | 1,100 | 600 | 450 |
| 1983-84 | 300 | - | - | - | - | 2,700 | 800 | 450 | 1,100 | 650 | 450 |
| 1984-85 | 300 | - | - | - | - | 2,700 | 650 | 450 | 1,100 | 650 | 450 |
| 1985-86 | 300 | - | - | - | - | 2,520 | 800 | 450 | 1,100 | 650 | 450 |
| 1986-87 | 300 | - | - | - | - | 2,520 | 800 | 450 | 1,100 | 650 | 450 |
| 1987-88 | 350 | - | - | - | - | 2,520 | 800 | 450 | 1,100 | 650 | 450 |
| 1988-89 | 350 | - | - | - | - | 2,520 | 800 | 450 | 1,500 | 650 | 450 |
| 1989-90 | 400 | - | - | - | - | 4,185 | 650 | 450 | 1,500 | 650 | 450 |
| 1990-91 | 400 | - | - | - | - | 4,185 | 650 | 450 | 2,970 | 650 | 450 |
| 1991-92 | 400 | - | - | - | - | 4,185 | 650 | 450 | 2,970 | 550 | 450 |
| 1992-93 | 480 | - | - | - | - | 5,211 | 650 | 450 | 3,321 | 650 | 450 |
| 1993-94 | 540 | - | - | - | - | 5,572 | 750 | 450 | 3,447 | 750 | 450 |
| Orange Community College | | | | | | | | | | | |
| 1980-81 | 220 | - | - | - | - | 1,950 | 115 | 600 | 915 | 500 | 600 |
| 1981-82 | 240 | - | - | - | - | 2,170 | 215 | 630 | 1,100 | 565 | 630 |
| 1982-83 | 250 | - | - | - | - | 2,220 | 320 | 645 | 1,100 | 590 | 645 |
| 1983-84 | 270 | - | - | - | - | 2,400 | 380 | 677 | 1,100 | 560 | 677 |
| 1984-85 | 290 | - | - | - | - | 2,500 | 366 | 727 | 1,100 | 560 | 727 |
| 1985-86 | 300 | - | - | - | - | 2,550 | 372 | 741 | 1,100 | 672 | 741 |
| 1986-87 | 300 | - | - | - | - | 2,550 | 385 | 778 | 1,100 | 685 | 778 |
| 1987-88 | 300 | - | - | - | - | 2,601 | 409 | 803 | 1,100 | 710 | 803 |
| 1988-89 | 300 | - | - | - | - | 2,600 | 410 | 800 | 1,100 | 710 | 800 |
| 1989-90 | 400 | - | - | - | - | 3,200 | 765 | 800 | 1,700 | 765 | 800 |
| 1990-91 | 400 | - | - | - | - | 3,200 | 765 | 800 | 1,700 | 765 | 800 |
| 1991-92 | 500 | - | - | - | - | 4,390 | 785 | 880 | 2,340 | 785 | 880 |
| 1992-93 | 500 | - | - | - | - | 4,390 | 785 | 880 | 2,340 | 785 | 880 |
| 1993-94 | 525 | - | - | - | - | 4,390 | 785 | 565 | 2,340 | 535 | 465 |
| Rockland Community College | | | | | | | | | | | |
| 1980-81 | 240 | - | - | - | - | 2,650 | 700 | 450 | 1,150 | 700 | 450 |
| 1981-82 | 250 | - | - | - | - | 3,040 | 700 | 500 | 1,260 | 700 | 500 |
| 1982-83 | 264 | - | - | - | - | 3,200 | 720 | 524 | 1,260 | 720 | 524 |
| 1983-84 | 285 | - | - | - | - | 3,425 | 770 | 561 | 1,100 | 770 | 561 |
| 1984-85 | 300 | - | - | - | - | 3,560 | 770 | 580 | 1,100 | 770 | 580 |
| 1985-86 | 300 | - | - | - | - | 3,738 | 770 | 580 | 1,100 | 770 | 580 |
| 1986-87 | 300 | - | - | - | - | 3,888 | 770 | 580 | 1,100 | 770 | 580 |
| 1987-88 | 300 | - | - | - | - | 3,888 | 770 | 580 | 1,200 | 770 | 580 |
| 1988-89 | 300 | - | - | - | - | 5,850 | 800 | 600 | 1,500 | 800 | 600 |
| 1989-90 | 300 | - | - | - | - | 6,084 | 800 | 600 | 1,700 | 800 | 600 |
| 1990-91 | 400 | - | - | - | - | 6,448 | 800 | 600 | 1,700 | 800 | 600 |
| 1991-92 | 500 | - | - | - | - | 6,840 | 800 | 600 | 1,800 | 800 | 600 |
| 1992-93 | 600 | - | - | - | - | 6,840 | 800 | 600 | 1,800 | 800 | 600 |
| 1993-94 | 600 | - | - | - | - | 6,840 | 800 | 600 | 1,800 | 800 | 600 |
| Schenectady Community College | | | | | | | | | | | |
| 1980-81 | 210 | - | - | - | - | 1,800 | 200 | 500 | 900 | 200 | 500 |
| 1981-82 | 225 | - | - | - | - | 2,145 | 200 | 500 | 1,100 | 200 | 500 |
| 1982-83 | 250 | - | - | - | - | 2,246 | 200 | 500 | 1,100 | 200 | 500 |
| 1983-84 | 250 | - | - | - | - | 2,358 | 200 | 500 | 1,100 | 200 | 500 |
| 1984-85 | 250 | - | - | - | - | 2,476 | 200 | 500 | 1,100 | 200 | 500 |
| 1985-86 | 300 | - | - | - | - | 2,600 | 400 | 500 | 1,250 | 400 | 500 |
| 1986-87 | 350 | - | - | - | - | 3,850 | 500 | 500 | 1,450 | 500 | 500 |
| 1987-88 | 400 | - | - | - | - | 3,520 | 650 | 700 | 1,100 | 650 | 700 |
| 1988-89 | 450 | - | - | - | - | 3,870 | 500 | 600 | 1,500 | 500 | 600 |
| 1989-90 | 450 | - | - | - | - | 3,870 | 700 | 600 | 1,550 | 700 | 600 |
| 1990-91 | 450 | - | - | - | - | 3,870 | 800 | 800 | 1,600 | 800 | 800 |
| 1991-92 | 500 | - | - | - | - | 3,870 | 800 | 800 | 1,650 | 800 | 800 |
| 1992-93 | 500 | - | - | - | - | 3,870 | 800 | 800 | 1,650 | 800 | 800 |
| 1993-94 | 550 | - | - | - | - | 4,770 | 1,200 | 1,200 | 1,750 | 900 | 900 |

Trends in the Distribution of Allowances for Variable Student Costs: 1980/81 to 1993/94
For Three Cohorts of Students at the State University of New York

| Academic Year | Books/Supplies | LIVING ARRANGEMENT | | | | | | | | | |
|--|----------------|-----------------------|-------|----------------|----------------|---------------------------|----------------|----------------|-------------------|----------------|----------------|
| | | Campus Resident Halls | | | | Non-Institutional Housing | | | Commuter Students | | |
| | | Room | Board | Transportation | Personal/Other | Room/Board | Transportation | Personal/Other | Room/Board | Transportation | Personal/Other |
| Suffolk Community College | | | | | | | | | | | |
| 1980-81 | - | - | - | - | - | - | - | - | 700 | 974 | 570 |
| 1981-82 | - | - | - | - | - | - | - | - | 1,100 | 756 | 630 |
| 1982-83 | - | - | - | - | - | - | - | - | 1,100 | 756 | 630 |
| 1983-84 | - | - | - | - | - | - | - | - | 1,100 | 900 | 748 |
| 1984-85 | 280 | - | - | - | - | 3,848 | 954 | 792 | 1,100 | 954 | 792 |
| 1985-86 | 280 | - | - | - | - | 5,278 | 900 | 748 | 1,100 | 900 | 748 |
| 1986-87 | 330 | - | - | - | - | 6,050 | 1,056 | 880 | 1,100 | 1,056 | 880 |
| 1987-88 | 330 | - | - | - | - | 6,050 | 1,056 | 880 | 1,100 | 1,056 | 880 |
| 1988-89 | 380 | - | - | - | - | 7,800 | 1,140 | 940 | 1,900 | 1,140 | 940 |
| 1989-90 | 380 | - | - | - | - | 3,900 | 1,140 | 940 | 1,900 | 1,140 | 940 |
| 1990-91 | 380 | - | - | - | - | 4,000 | 1,180 | 974 | 1,950 | 1,180 | 974 |
| 1991-92 | 500 | - | - | - | - | 4,000 | 1,200 | 1,000 | 1,950 | 1,200 | 1,000 |
| 1992-93 | 500 | - | - | - | - | 4,000 | 1,200 | 1,000 | 1,950 | 1,200 | 1,000 |
| 1993-94 | 500 | - | - | - | - | 4,000 | 1,200 | 1,000 | 1,950 | 1,200 | 1,000 |
| Sullivan Community College | | | | | | | | | | | |
| 1980-81 | 200 | - | - | - | - | 2,470 | 200 | 450 | 500 | 500 | 450 |
| 1981-82 | 200 | - | - | - | - | 2,720 | 200 | 475 | 1,100 | 800 | 475 |
| 1982-83 | 250 | - | - | - | - | 3,015 | 300 | 529 | 571 | 700 | 529 |
| 1983-84 | 250 | - | - | - | - | 3,015 | 400 | 529 | 1,100 | 800 | 529 |
| 1984-85 | 250 | - | - | - | - | 3,015 | 400 | 529 | 1,100 | 800 | 529 |
| 1985-86 | 300 | - | - | - | - | 3,200 | 400 | 527 | 1,100 | 600 | 527 |
| 1986-87 | 350 | - | - | - | - | 3,400 | 400 | 530 | 1,100 | 600 | 530 |
| 1987-88 | 400 | - | - | - | - | 3,600 | 400 | 600 | 1,100 | 600 | 600 |
| 1988-89 | 400 | - | - | - | - | 3,950 | 400 | 600 | 1,500 | 600 | 600 |
| 1989-90 | 600 | - | - | - | - | 4,150 | 400 | 654 | 1,500 | 600 | 654 |
| 1990-91 | 600 | - | - | - | - | 4,500 | 450 | 700 | 1,500 | 600 | 700 |
| 1991-92 | 600 | - | - | - | - | 4,700 | 500 | 700 | 1,600 | 650 | 700 |
| 1992-93 | 600 | - | - | - | - | 4,700 | 500 | 700 | 1,600 | 650 | 700 |
| 1993-94 | 600 | - | - | - | - | 4,700 | 500 | 700 | 1,600 | 650 | 700 |
| Tompkins-Cortland Community College | | | | | | | | | | | |
| 1980-81 | 200 | - | - | - | - | 2,300 | 700 | 600 | 900 | 700 | 500 |
| 1981-82 | 250 | - | - | - | - | 2,250 | 630 | 650 | 1,100 | 630 | 650 |
| 1982-83 | 250 | - | - | - | - | 2,250 | 500 | 600 | 1,100 | 700 | 500 |
| 1983-84 | 250 | - | - | - | - | 2,250 | 400 | 600 | 1,100 | 800 | 500 |
| 1984-85 | 250 | - | - | - | - | 2,250 | 300 | 650 | 1,100 | 775 | 500 |
| 1985-86 | 250 | - | - | - | - | 2,700 | 400 | 650 | 1,100 | 700 | 500 |
| 1986-87 | 300 | - | - | - | - | 2,700 | 800 | 650 | 1,100 | 800 | 500 |
| 1987-88 | 300 | - | - | - | - | 3,375 | 800 | 750 | 1,100 | 800 | 750 |
| 1988-89 | 350 | - | - | - | - | 3,300 | 800 | 800 | 1,500 | 800 | 650 |
| 1989-90 | 400 | - | - | - | - | 3,500 | 900 | 900 | 1,500 | 900 | 900 |
| 1990-91 | 400 | - | - | - | - | 3,500 | 900 | 1,100 | 1,500 | 900 | 950 |
| 1991-92 | 500 | - | - | - | - | 3,500 | 900 | 700 | 1,500 | 900 | 500 |
| 1992-93 | 500 | - | - | - | - | 3,500 | 1,000 | 900 | 1,500 | 1,000 | 900 |
| 1993-94 | 500 | - | - | - | - | 3,500 | 1,000 | 900 | 1,500 | 1,000 | 750 |
| Ulster Community College | | | | | | | | | | | |
| 1980-81 | 200 | - | - | - | - | 1,700 | 600 | 400 | 900 | 700 | 400 |
| 1981-82 | 200 | - | - | - | - | 1,800 | 600 | 500 | 1,000 | 700 | 500 |
| 1982-83 | 250 | - | - | - | - | 1,800 | 600 | 500 | 1,000 | 700 | 500 |
| 1983-84 | 250 | - | - | - | - | 2,000 | 500 | 500 | 1,000 | 700 | 500 |
| 1984-85 | 300 | - | - | - | - | 2,000 | 700 | 500 | 1,100 | 700 | 500 |
| 1985-86 | 325 | - | - | - | - | 2,100 | 735 | 525 | 1,155 | 735 | 525 |
| 1986-87 | 300 | - | - | - | - | 2,000 | 700 | 676 | 1,100 | 700 | 631 |
| 1987-88 | 300 | - | - | - | - | 2,000 | 700 | 676 | 1,200 | 700 | 631 |
| 1988-89 | 400 | - | - | - | - | 3,465 | 700 | 600 | 1,500 | 700 | 600 |
| 1989-90 | 500 | - | - | - | - | 3,456 | 700 | 600 | 1,500 | 700 | 600 |
| 1990-91 | 500 | - | - | - | - | 3,600 | 700 | 600 | 1,500 | 700 | 600 |
| 1991-92 | 500 | - | - | - | - | 3,600 | 700 | 600 | 1,500 | 700 | 600 |
| 1992-93 | 588 | - | - | - | - | 3,600 | 700 | 600 | 1,500 | 700 | 600 |
| 1993-94 | 588 | - | - | - | - | 3,600 | 700 | 480 | 1,500 | 700 | 480 |

**Trends in the Distribution of Allowances for Variable Student Costs: 1980/81 to 1993/94
For Three Cohorts of Students at the State University of New York**

| Academic Year | Books/Supplies | LIVING ARRANGEMENT | | | | | | | | | |
|--------------------------------------|----------------|-----------------------|-------|----------------|----------------|---------------------------|----------------|----------------|-------------------|----------------|----------------|
| | | Campus Resident Halls | | | | Non-Institutional Housing | | | Commuter Students | | |
| | | Room | Board | Transportation | Personal/Other | Room/Board | Transportation | Personal/Other | Room/Board | Transportation | Personal/Other |
| Westchester Community College | | | | | | | | | | | |
| 1980-81 | 200 | - | - | - | - | 2,412 | 321 | 1,720 | 1,235 | 900 | 1,141 |
| 1981-82 | 200 | - | - | - | - | 2,448 | 321 | 1,720 | 1,535 | 900 | 1,141 |
| 1982-83 | 200 | - | - | - | - | 2,448 | 321 | 1,720 | 1,100 | 900 | 1,141 |
| 1983-84 | 288 | - | - | - | - | 3,240 | 450 | 1,720 | 1,100 | 900 | 1,141 |
| 1984-85 | 288 | - | - | - | - | 3,240 | 450 | 1,720 | 1,100 | 900 | 1,141 |
| 1985-86 | 360 | - | - | - | - | 3,240 | 450 | 1,720 | 1,100 | 900 | 1,141 |
| 1986-87 | 360 | - | - | - | - | 3,240 | 450 | 1,720 | 1,100 | 900 | 1,140 |
| 1987-88 | 360 | - | - | - | - | 4,950 | 450 | 1,720 | 2,000 | 900 | 1,140 |
| 1988-89 | 360 | - | - | - | - | 4,950 | 450 | 2,220 | 2,000 | 450 | 1,641 |
| 1989-90 | 360 | - | - | - | - | 4,950 | 450 | 2,220 | 2,000 | 900 | 1,641 |
| 1990-91 | 360 | - | - | - | - | 4,950 | 450 | 500 | 2,000 | 900 | 500 |
| 1991-92 | 552 | - | - | - | - | 4,950 | 450 | 500 | 2,000 | 900 | 500 |
| 1992-93 | 552 | - | - | - | - | 4,950 | 450 | 500 | 2,000 | 900 | 500 |
| 1993-94 | 600 | - | - | - | - | 4,950 | 450 | 500 | 2,000 | 900 | 500 |

NOTES:

Averages shown for institutional types may not add across to totals since each average reflects only those institutions for which a number is shown.

- ① Transportation costs for Binghamton are included with "Personal/Other" for 1986/87 to 1989/90 for students living in residential halls and for those living in non-institutional housing in the community.
- ② The category "Personal/Other" includes allowances for room, board, and transportation for commuter students at Binghamton from 1986/87 to 1989/90.
- ③ Although Empire College operates on a 12 month basis, the expenses shown are for a 9/10 month academic year to make the data compatible with the other institutions.
- ④ Brooklyn and Syracuse do not provide meal plans for students. The amounts shown reflect the allowances contained within a student budget for meals.
- ⑤ The dormitory room costs for 1980/81 for students at Cornell are included with "Board".


94/06 - 19
SEJ
January 4, 1993

Office of Institutional Research
Central Administration
State University of New York

Total Undergraduate Student Costs

Comparison of 1983-84 to 1993-94 Costs

SUNY State-Operated Institutions



Numbers represent average charges in each category at the State-Operated campuses.

**Trends in Total Undergraduate Costs and Allowances Within Student Budgets
By Residency and Living Arrangement -- 1980/81 to 1993/94
State University of New York**

| Academic Year | Fixed Costs: | | Variable Costs: | | | Fixed + Variable Costs | | | | |
|-------------------------------------|----------------|------------------|---------------------------|-----------------------------|----------------|-------------------------|-----------------------------|----------------|----------------------|-----------------------------|
| | Tuition & Fees | | Room, Board, Books, Other | | | New York State Resident | | | Non-resident | |
| | NYS Resident | Non-NYS Resident | Living in Res. Halls | Living in Non-Inst. Housing | Living at Home | Living in Res. Halls | Living in Non-Inst. Housing | Living at Home | Living in Res. Halls | Living in Non-Inst. Housing |
| State University Average | | | | | | | | | | |
| 1980-81 | 1,015 | 1,759 | 3,090 | 3,216 | 2,105 | 4,209 | 4,172 | 3,107 | 4,928 | 4,915 |
| 1981-82 | 1,132 | 1,942 | 3,394 | 3,579 | 2,386 | 4,688 | 4,655 | 3,488 | 5,513 | 5,464 |
| 1982-83 | 1,196 | 2,123 | 3,660 | 3,802 | 2,481 | 5,004 | 4,947 | 3,644 | 5,869 | 5,879 |
| 1983-84 | 1,416 | 2,728 | 3,979 | 4,055 | 2,589 | 5,608 | 5,398 | 3,966 | 7,033 | 6,720 |
| 1984-85 | 1,475 | 3,108 | 4,239 | 4,268 | 2,670 | 5,912 | 5,656 | 4,107 | 7,823 | 7,285 |
| 1985-86 | 1,519 | 3,127 | 4,380 | 4,418 | 2,763 | 6,071 | 5,840 | 4,237 | 7,976 | 7,445 |
| 1986-87 | 1,584 | 3,233 | 4,607 | 4,607 | 2,818 | 6,343 | 6,059 | 4,338 | 8,292 | 7,705 |
| 1987-88 | 1,631 | 3,307 | 4,907 | 4,972 | 3,085 | 6,681 | 6,469 | 4,672 | 8,668 | 8,142 |
| 1988-89 | 1,669 | 3,717 | 5,078 | 5,344 | 3,395 | 6,990 | 6,874 | 4,991 | 9,622 | 8,913 |
| 1989-90 | 1,709 | 4,157 | 5,363 | 5,638 | 3,626 | 7,335 | 7,199 | 5,257 | 10,629 | 9,632 |
| 1990-91 | 1,822 | 4,314 | 5,777 | 5,945 | 3,759 | 7,852 | 7,590 | 5,507 | 11,207 | 10,068 |
| 1991-92 | 2,315 | 5,067 | 6,031 | 6,189 | 3,810 | 8,885 | 8,417 | 6,119 | 12,519 | 11,154 |
| 1992-93 | 2,681 | 5,700 | 6,371 | 6,470 | 3,983 | 9,689 | 9,036 | 6,605 | 13,661 | 12,041 |
| 1993-94 | 2,776 | 5,877 | 6,744 | 6,723 | 4,090 | 10,136 | 9,342 | 6,781 | 14,169 | 12,429 |
| State Operated Institutions | | | | | | | | | | |
| 1980-81 | 1,004 | 1,604 | 2,989 | 3,219 | 2,169 | 3,998 | 4,142 | 3,143 | 4,598 | 4,742 |
| 1981-82 | 1,159 | 1,859 | 3,274 | 3,659 | 2,425 | 4,438 | 4,731 | 3,519 | 5,138 | 5,431 |
| 1982-83 | 1,162 | 1,862 | 3,529 | 3,936 | 2,579 | 4,696 | 5,002 | 3,667 | 5,396 | 5,702 |
| 1983-84 | 1,467 | 2,767 | 3,831 | 4,228 | 2,701 | 5,303 | 5,593 | 4,085 | 6,603 | 6,893 |
| 1984-85 | 1,467 | 3,317 | 4,105 | 4,522 | 2,767 | 5,578 | 5,894 | 4,151 | 7,428 | 7,744 |
| 1985-86 | 1,472 | 3,322 | 4,231 | 4,548 | 2,864 | 5,707 | 5,908 | 4,238 | 7,557 | 7,758 |
| 1986-87 | 1,483 | 3,333 | 4,445 | 4,766 | 2,936 | 5,931 | 6,059 | 4,275 | 7,781 | 7,909 |
| 1987-88 | 1,490 | 3,340 | 4,754 | 5,140 | 3,271 | 6,248 | 6,433 | 4,663 | 8,098 | 8,283 |
| 1988-89 | 1,489 | 4,089 | 5,001 | 5,416 | 3,627 | 6,495 | 6,700 | 4,951 | 9,095 | 9,300 |
| 1989-90 | 1,503 | 4,853 | 5,260 | 5,859 | 3,908 | 6,768 | 7,144 | 5,235 | 10,118 | 10,494 |
| 1990-91 | 1,664 | 5,014 | 5,576 | 6,151 | 3,955 | 7,245 | 7,513 | 5,454 | 10,595 | 10,863 |
| 1991-92 | 2,405 | 6,005 | 5,924 | 6,435 | 3,874 | 8,338 | 8,627 | 6,270 | 11,938 | 12,227 |
| 1992-93 | 2,922 | 6,822 | 6,230 | 6,860 | 4,172 | 9,161 | 9,575 | 6,988 | 13,061 | 13,475 |
| 1993-94 | 2,942 | 6,842 | 6,607 | 7,225 | 4,329 | 9,559 | 9,870 | 7,101 | 13,459 | 13,770 |
| University Centers (Average) | | | | | | | | | | |
| 1980-81 | 1,006 | 1,606 | 3,050 | 3,603 | 1,953 | 4,056 | 4,609 | 2,959 | 4,656 | 5,209 |
| 1981-82 | 1,151 | 1,851 | 3,340 | 4,083 | 2,252 | 4,491 | 5,234 | 3,403 | 5,191 | 5,934 |
| 1982-83 | 1,159 | 1,859 | 3,642 | 4,434 | 2,673 | 4,601 | 5,593 | 3,832 | 5,501 | 6,293 |
| 1983-84 | 1,471 | 2,771 | 4,023 | 4,737 | 2,904 | 5,494 | 6,208 | 4,374 | 6,794 | 7,508 |
| 1984-85 | 1,474 | 3,324 | 4,244 | 5,138 | 2,969 | 5,718 | 6,612 | 4,443 | 7,568 | 8,462 |
| 1985-86 | 1,486 | 3,336 | 4,275 | 5,054 | 2,740 | 5,760 | 6,539 | 4,225 | 7,610 | 8,389 |
| 1986-87 | 1,486 | 3,336 | 4,334 | 5,069 | 2,866 | 5,819 | 6,554 | 4,351 | 7,669 | 8,404 |
| 1987-88 | 1,490 | 3,340 | 4,787 | 4,811 | 3,579 | 6,277 | 6,300 | 5,068 | 8,127 | 8,150 |
| 1988-89 | 1,492 | 4,092 | 5,153 | 5,398 | 4,395 | 6,645 | 6,890 | 5,887 | 9,245 | 9,490 |
| 1989-90 | 1,500 | 4,850 | 5,392 | 5,735 | 4,141 | 6,892 | 7,235 | 5,641 | 10,242 | 10,585 |
| 1990-91 | 1,675 | 5,025 | 5,813 | 6,105 | 4,000 | 7,488 | 7,780 | 5,675 | 10,836 | 11,130 |
| 1991-92 | 2,438 | 6,038 | 6,109 | 6,902 | 4,202 | 8,547 | 9,340 | 6,640 | 12,147 | 12,940 |
| 1992-93 | 2,958 | 6,858 | 6,466 | 7,347 | 4,374 | 9,424 | 10,305 | 7,332 | 13,324 | 14,205 |
| 1993-94 | 2,983 | 6,883 | 6,731 | 7,552 | 4,513 | 9,714 | 10,535 | 7,497 | 13,614 | 14,435 |
| Albany | | | | | | | | | | |
| 1980-81 | 1,002 | 1,602 | 2,770 | 2,770 | 1,745 | 3,772 | 3,772 | 2,747 | 4,372 | 4,372 |
| 1981-82 | 1,152 | 1,852 | 2,970 | 2,970 | 2,000 | 4,122 | 4,122 | 3,152 | 4,822 | 4,822 |
| 1982-83 | 1,152 | 1,852 | 3,248 | 3,248 | 2,398 | 4,400 | 4,400 | 3,550 | 5,100 | 5,100 |
| 1983-84 | 1,467 | 2,767 | 3,498 | 3,498 | 2,455 | 4,965 | 4,965 | 3,922 | 6,265 | 6,265 |
| 1984-85 | 1,467 | 3,317 | 3,603 | 3,603 | 2,580 | 5,070 | 5,070 | 4,047 | 6,920 | 6,920 |
| 1985-86 | 1,475 | 3,325 | 3,713 | 3,713 | 2,230 | 5,188 | 5,188 | 3,705 | 7,038 | 7,038 |
| 1986-87 | 1,478 | 3,328 | 3,849 | 3,849 | 2,250 | 5,327 | 5,327 | 3,728 | 7,177 | 7,177 |
| 1987-88 | 1,478 | 3,328 | 4,072 | 4,072 | 2,522 | 5,550 | 5,550 | 4,000 | 7,400 | 7,400 |
| 1988-89 | 1,478 | 4,078 | 4,378 | 4,275 | 2,695 | 5,856 | 5,753 | 4,173 | 8,456 | 8,353 |
| 1989-90 | 1,478 | 4,828 | 4,601 | 4,601 | 3,200 | 6,079 | 6,079 | 4,678 | 9,429 | 9,429 |
| 1990-91 | 1,635 | 4,985 | 5,022 | 5,022 | 3,500 | 6,657 | 6,657 | 5,135 | 10,007 | 10,007 |
| 1991-92 | 2,377 | 5,977 | 5,326 | 5,326 | 3,825 | 7,703 | 7,703 | 6,202 | 11,303 | 11,303 |
| 1992-93 | 2,883 | 6,783 | 5,710 | 5,710 | 4,050 | 8,593 | 8,593 | 6,933 | 12,493 | 12,493 |
| 1993-94 | 2,923 | 6,823 | 6,086 | 5,866 | 4,340 | 9,009 | 8,789 | 7,263 | 12,909 | 12,689 |

**Trends in Total Undergraduate Costs and Allowances Within Student Budgets
By Residency and Living Arrangement -- 1980/81 to 1993/94
State University of New York**

| Academic Year | Fixed Costs: | | Variable Costs: | | | Fixed + Variable Costs | | | | |
|---------------------------------------|----------------|------------------|---------------------------|-----------------------------|----------------|-------------------------|-----------------------------|----------------|----------------------|-----------------------------|
| | Tuition & Fees | | Room, Board, Books, Other | | | New York State Resident | | | Non-resident | |
| | NYS Resident | Non-NYS Resident | Living in Res. Halls | Living in Non-Inst. Housing | Living at Home | Living in Res. Halls | Living in Non-Inst. Housing | Living at Home | Living in Res. Halls | Living in Non-Inst. Housing |
| Binghamton | | | | | | | | | | |
| 1980-81 | 1,021 | 1,621 | 2,879 | 2,879 | 1,777 | 3,900 | 3,900 | 2,798 | 4,500 | 4,500 |
| 1981-82 | 1,147 | 1,847 | 3,229 | 3,229 | 1,649 | 4,376 | 4,376 | 2,796 | 5,076 | 5,076 |
| 1982-83 | 1,175 | 1,875 | 3,470 | 3,470 | 2,130 | 4,645 | 4,645 | 3,305 | 5,345 | 5,345 |
| 1983-84 | 1,496 | 2,796 | 3,704 | 3,754 | 2,354 | 5,200 | 5,250 | 3,850 | 6,500 | 6,550 |
| 1984-85 | 1,498 | 3,348 | 4,038 | 4,038 | 2,355 | 5,536 | 5,536 | 3,853 | 7,386 | 7,386 |
| 1985-86 | 1,501 | 3,351 | 4,051 | 4,051 | 2,299 | 5,552 | 5,552 | 3,800 | 7,402 | 7,402 |
| 1986-87 | 1,501 | 3,351 | 4,210 | 4,354 | 2,799 | 5,711 | 5,855 | 4,300 | 7,561 | 7,705 |
| 1987-88 | 1,506 | 3,356 | 4,603 | 4,697 | 4,400 | 6,109 | 6,203 | 5,906 | 7,959 | 8,053 |
| 1988-89 | 1,506 | 4,106 | 4,836 | 5,002 | 4,600 | 6,342 | 6,508 | 6,106 | 8,942 | 9,108 |
| 1989-90 | 1,537 | 4,887 | 5,130 | 5,296 | 4,725 | 6,667 | 6,833 | 6,262 | 10,017 | 10,183 |
| 1990-91 | 1,728 | 5,078 | 5,585 | 5,759 | 3,503 | 7,313 | 7,487 | 5,231 | 10,663 | 10,837 |
| 1991-92 | 2,443 | 6,043 | 5,918 | 6,092 | 3,737 | 8,361 | 8,535 | 6,180 | 11,961 | 12,135 |
| 1992-93 | 2,957 | 6,857 | 6,337 | 6,463 | 3,863 | 9,294 | 9,420 | 6,820 | 13,194 | 13,320 |
| 1993-94 | 2,961 | 6,861 | 6,649 | 6,649 | 4,069 | 9,610 | 9,610 | 7,030 | 13,510 | 13,510 |
| Buffalo Center (Including HSC) | | | | | | | | | | |
| 1980-81 | 995 | 1,595 | 3,535 | 3,524 | 2,119 | 4,530 | 4,519 | 3,114 | 5,130 | 5,119 |
| 1981-82 | 1,150 | 1,850 | 3,759 | 3,782 | 2,297 | 4,909 | 4,932 | 3,447 | 5,609 | 5,632 |
| 1982-83 | 1,154 | 1,854 | 3,824 | 4,044 | 2,744 | 4,978 | 5,198 | 3,898 | 5,678 | 5,898 |
| 1983-84 | 1,454 | 2,754 | 4,401 | 4,401 | 3,275 | 5,855 | 5,855 | 4,729 | 7,155 | 7,155 |
| 1984-85 | 1,454 | 3,304 | 4,697 | 4,817 | 3,291 | 6,151 | 6,271 | 4,745 | 8,001 | 8,121 |
| 1985-86 | 1,464 | 3,314 | 4,832 | 4,860 | 3,365 | 6,296 | 6,324 | 4,829 | 8,146 | 8,174 |
| 1986-87 | 1,474 | 3,324 | 4,562 | 4,916 | 3,238 | 6,036 | 6,390 | 4,712 | 7,886 | 8,240 |
| 1987-88 | 1,474 | 3,324 | 5,468 | 5,468 | 3,753 | 6,942 | 6,942 | 5,227 | 8,792 | 8,792 |
| 1988-89 | 1,490 | 4,090 | 5,903 | 6,073 | 6,073 | 7,393 | 7,563 | 7,563 | 9,993 | 10,163 |
| 1989-90 | 1,490 | 4,840 | 6,064 | 6,197 | 4,130 | 7,554 | 7,687 | 5,620 | 10,904 | 11,037 |
| 1990-91 | 1,675 | 5,025 | 6,666 | 6,714 | 4,438 | 8,341 | 8,389 | 6,113 | 11,691 | 11,739 |
| 1991-92 | 2,520 | 6,120 | 6,726 | 6,450 | 4,300 | 9,246 | 8,970 | 6,820 | 12,846 | 12,570 |
| 1992-93 | 3,073 | 6,973 | 7,046 | 7,046 | 4,518 | 10,119 | 10,119 | 7,591 | 14,019 | 14,019 |
| 1993-94 | 3,103 | 7,003 | 6,906 | 6,906 | 4,196 | 10,009 | 10,009 | 7,299 | 13,909 | 13,909 |
| Stony Brook (Including HSC) | | | | | | | | | | |
| 1980-81 | 1,005 | 1,605 | 3,016 | 5,240 | 2,170 | 4,021 | 6,245 | 3,175 | 4,621 | 6,845 |
| 1981-82 | 1,155 | 1,855 | 3,400 | 6,350 | 3,060 | 4,555 | 7,505 | 4,215 | 5,255 | 8,205 |
| 1982-83 | 1,155 | 1,855 | 4,026 | 6,975 | 3,420 | 5,181 | 8,130 | 4,575 | 5,881 | 8,830 |
| 1983-84 | 1,466 | 2,766 | 4,488 | 7,295 | 3,530 | 5,954 | 8,761 | 4,996 | 7,254 | 10,061 |
| 1984-85 | 1,475 | 3,325 | 4,638 | 8,095 | 3,650 | 6,113 | 9,570 | 5,125 | 7,963 | 11,420 |
| 1985-86 | 1,502 | 3,352 | 4,503 | 7,590 | 3,065 | 6,005 | 9,092 | 4,567 | 7,855 | 10,942 |
| 1986-87 | 1,490 | 3,340 | 4,713 | 7,155 | 3,175 | 6,203 | 8,645 | 4,665 | 8,053 | 10,495 |
| 1987-88 | 1,500 | 3,350 | 5,005 | 5,005 | 3,640 | 6,505 | 6,505 | 5,140 | 8,355 | 8,355 |
| 1988-89 | 1,495 | 4,095 | 5,495 | 6,240 | 4,210 | 6,990 | 7,735 | 5,705 | 9,590 | 10,335 |
| 1989-90 | 1,495 | 4,845 | 5,774 | 6,845 | 4,510 | 7,269 | 8,340 | 6,005 | 10,619 | 11,690 |
| 1990-91 | 1,661 | 5,011 | 5,980 | 6,926 | 4,560 | 7,641 | 8,587 | 6,221 | 10,991 | 11,937 |
| 1991-92 | 2,411 | 6,011 | 6,465 | 9,740 | 4,945 | 8,876 | 12,151 | 7,356 | 12,476 | 15,751 |
| 1992-93 | 2,918 | 6,818 | 6,772 | 10,170 | 5,065 | 9,690 | 13,088 | 7,983 | 13,590 | 16,988 |
| 1993-94 | 2,946 | 6,846 | 7,282 | 10,785 | 5,448 | 10,228 | 13,731 | 8,394 | 14,128 | 17,631 |
| University Colleges (Average) | | | | | | | | | | |
| 1980-81 | 994 | 1,594 | 2,922 | 2,944 | 2,144 | 3,921 | 3,938 | 3,137 | 4,521 | 4,538 |
| 1981-82 | 1,149 | 1,849 | 3,201 | 3,332 | 2,295 | 4,356 | 4,482 | 3,445 | 5,056 | 5,182 |
| 1982-83 | 1,152 | 1,852 | 3,424 | 3,507 | 2,402 | 4,582 | 4,659 | 3,511 | 5,282 | 5,359 |
| 1983-84 | 1,455 | 2,755 | 3,722 | 3,821 | 2,508 | 5,183 | 5,276 | 3,964 | 6,483 | 6,576 |
| 1984-85 | 1,459 | 3,309 | 4,008 | 4,089 | 2,531 | 5,472 | 5,548 | 3,990 | 7,322 | 7,398 |
| 1985-86 | 1,465 | 3,315 | 4,124 | 4,181 | 2,671 | 5,595 | 5,646 | 4,136 | 7,445 | 7,496 |
| 1986-87 | 1,469 | 3,319 | 4,300 | 4,343 | 2,832 | 5,776 | 5,812 | 4,301 | 7,626 | 7,662 |
| 1987-88 | 1,483 | 3,333 | 4,573 | 4,909 | 3,185 | 6,064 | 6,392 | 4,668 | 7,914 | 8,242 |
| 1988-89 | 1,476 | 4,076 | 4,809 | 5,126 | 3,272 | 6,292 | 6,602 | 4,748 | 8,892 | 9,202 |
| 1989-90 | 1,483 | 4,833 | 5,105 | 5,607 | 3,707 | 6,595 | 7,090 | 5,190 | 9,945 | 10,440 |
| 1990-91 | 1,649 | 4,999 | 5,379 | 5,908 | 3,809 | 7,037 | 7,557 | 5,458 | 10,387 | 10,907 |
| 1991-92 | 2,375 | 5,975 | 5,737 | 6,182 | 3,768 | 8,128 | 8,557 | 6,144 | 11,728 | 12,157 |
| 1992-93 | 2,888 | 6,788 | 6,074 | 6,590 | 4,022 | 8,979 | 9,478 | 6,911 | 12,879 | 13,378 |
| 1993-94 | 2,914 | 6,814 | 6,348 | 6,820 | 4,051 | 9,280 | 9,734 | 6,965 | 13,180 | 13,634 |

**Trends in Total Undergraduate Costs and Allowances Within Student Budgets
By Residency and Living Arrangement -- 1980/81 to 1993/94
State University of New York**

| Academic Year | Fixed Costs: | | Variable Costs: | | | Fixed + Variable Costs | | | | |
|------------------------|----------------|------------------|---------------------------|-----------------------------|----------------|-------------------------|-----------------------------|----------------|----------------------|-----------------------------|
| | Tuition & Fees | | Room, Board, Books, Other | | | New York State Resident | | | Non-resident | |
| | NYS Resident | Non-NYS Resident | Living in Res. Halls | Living in Non-Inst. Housing | Living at Home | Living in Res. Halls | Living in Non-Inst. Housing | Living at Home | Living in Res. Halls | Living in Non-Inst. Housing |
| Brockport | | | | | | | | | | |
| 1980-81 | 995 | 1,595 | 2,982 | 3,077 | 1,947 | 3,977 | 4,072 | 2,942 | 4,577 | 4,672 |
| 1981-82 | 1,160 | 1,860 | 3,212 | 3,192 | 2,142 | 4,372 | 4,352 | 3,302 | 5,072 | 5,052 |
| 1982-83 | 1,160 | 1,860 | 3,420 | 3,432 | 2,282 | 4,580 | 4,592 | 3,442 | 5,280 | 5,292 |
| 1983-84 | 1,475 | 2,775 | 3,915 | 3,995 | 2,505 | 5,390 | 5,470 | 3,980 | 6,690 | 6,770 |
| 1984-85 | 1,475 | 3,325 | 3,925 | 4,195 | 2,505 | 5,400 | 5,670 | 3,980 | 7,250 | 7,520 |
| 1985-86 | 1,475 | 3,325 | 3,925 | 4,195 | 2,505 | 5,400 | 5,670 | 3,980 | 7,250 | 7,520 |
| 1986-87 | 1,475 | 3,325 | 4,400 | 4,400 | 2,710 | 5,875 | 5,875 | 4,185 | 7,725 | 7,725 |
| 1987-88 | 1,475 | 3,325 | 4,660 | 4,660 | 3,100 | 6,135 | 6,135 | 4,575 | 7,985 | 7,985 |
| 1988-89 | 1,490 | 4,090 | 4,840 | 4,780 | 3,100 | 6,330 | 6,270 | 4,590 | 8,930 | 8,870 |
| 1989-90 | 1,511 | 4,861 | 5,039 | 5,039 | 4,679 | 6,550 | 6,550 | 6,190 | 9,900 | 9,900 |
| 1990-91 | 1,661 | 5,011 | 5,305 | 5,305 | 3,545 | 6,966 | 6,966 | 5,206 | 10,316 | 10,316 |
| 1991-92 | 2,391 | 5,991 | 5,465 | 5,465 | 3,600 | 7,856 | 7,856 | 5,991 | 11,456 | 11,456 |
| 1992-93 | 2,915 | 6,815 | 5,705 | 5,705 | 3,755 | 8,620 | 8,620 | 6,670 | 12,520 | 12,520 |
| 1993-94 | 2,940 | 6,840 | 6,030 | 6,030 | 3,780 | 8,970 | 8,970 | 6,720 | 12,870 | 12,870 |
| Buffalo College | | | | | | | | | | |
| 1980-81 | 1,005 | 1,605 | 3,062 | 3,050 | 2,000 | 4,067 | 4,055 | 3,005 | 4,667 | 4,655 |
| 1981-82 | 1,153 | 1,853 | 3,325 | 3,325 | 2,225 | 4,478 | 4,478 | 3,378 | 5,178 | 5,178 |
| 1982-83 | 1,168 | 1,868 | 3,675 | 3,675 | 2,325 | 4,843 | 4,843 | 3,493 | 5,543 | 5,543 |
| 1983-84 | 1,453 | 2,753 | 3,925 | 3,925 | 2,325 | 5,378 | 5,378 | 3,778 | 6,678 | 6,678 |
| 1984-85 | 1,453 | 3,303 | 4,075 | 4,075 | 2,475 | 5,528 | 5,528 | 3,928 | 7,378 | 7,378 |
| 1985-86 | 1,457 | 3,307 | 4,128 | 4,128 | 2,528 | 5,585 | 5,585 | 3,985 | 7,435 | 7,435 |
| 1986-87 | 1,465 | 3,315 | 4,230 | 4,230 | 2,580 | 5,695 | 5,695 | 4,045 | 7,545 | 7,545 |
| 1987-88 | 1,465 | 3,315 | 4,360 | 4,360 | 2,580 | 5,825 | 5,825 | 4,045 | 7,675 | 7,675 |
| 1988-89 | 1,465 | 4,065 | 4,580 | 4,580 | 2,850 | 6,045 | 6,045 | 4,315 | 8,645 | 8,645 |
| 1989-90 | 1,465 | 4,815 | 4,890 | 4,890 | 3,000 | 6,355 | 6,355 | 4,465 | 9,705 | 9,705 |
| 1990-91 | 1,615 | 4,965 | 5,190 | 5,190 | 3,000 | 6,805 | 6,805 | 4,615 | 10,155 | 10,155 |
| 1991-92 | 2,335 | 5,935 | 5,520 | 5,520 | 3,150 | 7,855 | 7,855 | 5,485 | 11,455 | 11,455 |
| 1992-93 | 2,835 | 6,735 | 5,380 | 5,380 | 3,200 | 8,215 | 8,215 | 6,035 | 12,115 | 12,115 |
| 1993-94 | 2,890 | 6,790 | 5,830 | 5,830 | 3,200 | 8,720 | 8,720 | 6,090 | 12,620 | 12,620 |
| Cortland | | | | | | | | | | |
| 1980-81 | 1,005 | 1,605 | 2,954 | 2,515 | 2,000 | 3,959 | 3,520 | 3,005 | 4,559 | 4,120 |
| 1981-82 | 1,162 | 1,862 | 3,195 | 3,240 | 2,195 | 4,357 | 4,402 | 3,357 | 5,057 | 5,102 |
| 1982-83 | 1,162 | 1,862 | 3,421 | 3,505 | 2,395 | 4,583 | 4,667 | 3,557 | 5,283 | 5,367 |
| 1983-84 | 1,462 | 2,762 | 3,610 | 3,610 | 2,738 | 5,072 | 5,072 | 4,200 | 6,372 | 6,372 |
| 1984-85 | 1,471 | 3,321 | 3,993 | 3,929 | 2,804 | 5,464 | 5,400 | 4,275 | 7,314 | 7,250 |
| 1985-86 | 1,478 | 3,328 | 4,073 | 4,073 | 2,909 | 5,551 | 5,551 | 4,387 | 7,401 | 7,401 |
| 1986-87 | 1,480 | 3,330 | 4,144 | 4,074 | 2,898 | 5,624 | 5,554 | 4,378 | 7,474 | 7,404 |
| 1987-88 | 1,492 | 3,342 | 4,486 | 4,906 | 4,866 | 5,978 | 6,398 | 6,358 | 7,828 | 8,248 |
| 1988-89 | 1,492 | 4,092 | 4,603 | 4,603 | 3,238 | 6,095 | 6,095 | 4,730 | 8,695 | 8,695 |
| 1989-90 | 1,528 | 4,878 | 4,725 | 4,725 | 3,513 | 6,253 | 6,253 | 5,041 | 9,603 | 9,603 |
| 1990-91 | 1,682 | 5,032 | 5,063 | 5,063 | 3,863 | 6,745 | 6,745 | 5,545 | 10,095 | 10,095 |
| 1991-92 | 2,406 | 6,006 | 5,603 | 5,603 | 4,353 | 8,009 | 8,009 | 6,759 | 11,609 | 11,609 |
| 1992-93 | 2,920 | 6,820 | 6,003 | 6,003 | 4,803 | 8,923 | 8,923 | 7,723 | 12,823 | 12,823 |
| 1993-94 | 2,942 | 6,842 | 6,295 | 6,295 | 4,995 | 9,237 | 9,237 | 7,937 | 13,137 | 13,137 |
| Empire | | | | | | | | | | |
| 1980-81 | 925 | 1,525 | - | 3,789 | 2,364 | - | 4,714 | 3,289 | - | 5,314 |
| 1981-82 | 1,087 | 1,787 | - | 4,195 | 2,598 | - | 5,282 | 3,685 | - | 5,982 |
| 1982-83 | 1,087 | 1,787 | - | 4,391 | 2,711 | - | 5,478 | 3,798 | - | 6,178 |
| 1983-84 | 1,387 | 2,687 | - | 4,391 | 2,711 | - | 5,778 | 4,098 | - | 7,078 |
| 1984-85 | 1,387 | 3,237 | - | 4,586 | 2,823 | - | 5,973 | 4,210 | - | 7,823 |
| 1985-86 | 1,387 | 3,237 | - | 4,586 | 3,232 | - | 5,973 | 4,619 | - | 7,823 |
| 1986-87 | 1,387 | 3,237 | - | 5,096 | 3,431 | - | 6,483 | 4,818 | - | 8,333 |
| 1987-88 | 1,387 | 3,237 | - | 8,044 | 3,762 | - | 9,431 | 5,149 | - | 11,281 |
| 1988-89 | 1,387 | 3,987 | - | 8,089 | 3,852 | - | 9,476 | 5,239 | - | 12,076 |
| 1989-90 | 1,387 | 4,737 | - | 8,089 | 3,852 | - | 9,476 | 5,239 | - | 12,826 |
| 1990-91 | 1,537 | 4,887 | - | 8,089 | 3,852 | - | 9,626 | 5,389 | - | 12,976 |
| 1991-92 | 2,187 | 5,787 | - | 8,089 | 3,852 | - | 10,276 | 6,039 | - | 13,876 |
| 1992-93 | 2,687 | 6,587 | - | 10,051 | 4,913 | - | 12,738 | 7,600 | - | 16,638 |
| 1993-94 | 2,687 | 6,587 | - | 10,051 | 4,913 | - | 12,738 | 7,600 | - | 16,638 |

**Trends in Total Undergraduate Costs and Allowances Within Student Budgets
By Residency and Living Arrangement -- 1980/81 to 1993/94
State University of New York**

| Academic Year | Fixed Costs: | | Variable Costs: | | | Fixed + Variable Costs | | | | |
|---------------------|----------------|------------------|---------------------------|-----------------------------|----------------|-------------------------|-----------------------------|----------------|----------------------|-----------------------------|
| | Tuition & Fees | | Room, Board, Books, Other | | | New York State Resident | | | Non-resident | |
| | NYS Resident | Non-NYS Resident | Living in Res. Halls | Living in Non-Inst. Housing | Living at Home | Living in Res. Halls | Living in Non-Inst. Housing | Living at Home | Living in Res. Halls | Living in Non-Inst. Housing |
| Fredonia | | | | | | | | | | |
| 1980-81 | 1,005 | 1,605 | 2,836 | 2,900 | 1,800 | 3,841 | 3,905 | 2,805 | 4,441 | 4,505 |
| 1981-82 | 1,155 | 1,855 | 3,255 | 3,258 | 2,065 | 4,410 | 4,413 | 3,220 | 5,110 | 5,113 |
| 1982-83 | 1,159 | 1,859 | 3,530 | 3,530 | 2,422 | 4,689 | 4,689 | 3,581 | 5,389 | 5,389 |
| 1983-84 | 1,459 | 2,759 | 3,711 | 3,711 | 2,001 | 5,170 | 5,170 | 3,460 | 6,470 | 6,470 |
| 1984-85 | 1,475 | 3,325 | 4,235 | 4,035 | 2,315 | 5,710 | 5,510 | 3,790 | 7,560 | 7,360 |
| 1985-86 | 1,475 | 3,325 | 4,275 | 4,075 | 2,315 | 5,750 | 5,550 | 3,790 | 7,600 | 7,400 |
| 1986-87 | 1,487 | 3,337 | 4,248 | 4,248 | 3,388 | 5,735 | 5,735 | 4,875 | 7,585 | 7,585 |
| 1987-88 | 1,487 | 3,337 | 4,873 | 4,873 | 3,873 | 6,360 | 6,360 | 5,360 | 8,210 | 8,210 |
| 1988-89 | 1,487 | 4,087 | 5,013 | 5,013 | 3,873 | 6,500 | 6,500 | 5,360 | 9,100 | 9,100 |
| 1989-90 | 1,515 | 4,865 | 5,335 | 5,335 | 3,925 | 6,850 | 6,850 | 5,440 | 10,200 | 10,200 |
| 1990-91 | 1,679 | 5,029 | 5,321 | 5,321 | 3,911 | 7,000 | 7,000 | 5,590 | 10,350 | 10,350 |
| 1991-92 | 2,403 | 6,003 | 6,227 | 6,227 | 4,247 | 8,630 | 8,630 | 6,650 | 12,230 | 12,230 |
| 1992-93 | 2,926 | 6,826 | 6,604 | 6,604 | 4,414 | 9,530 | 9,530 | 7,340 | 13,430 | 13,430 |
| 1993-94 | 2,959 | 6,859 | 6,571 | 6,571 | 4,381 | 9,530 | 9,530 | 7,340 | 13,430 | 13,430 |
| Geneseo | | | | | | | | | | |
| 1980-81 | 1,005 | 1,605 | 2,730 | 2,400 | 2,400 | 3,735 | 3,405 | 3,405 | 4,335 | 4,005 |
| 1981-82 | 1,175 | 1,875 | 2,874 | 2,950 | 2,950 | 4,049 | 4,125 | 4,125 | 4,749 | 4,825 |
| 1982-83 | 1,175 | 1,875 | 3,160 | 3,010 | 2,560 | 4,335 | 4,185 | 3,735 | 5,035 | 4,885 |
| 1983-84 | 1,475 | 2,775 | 3,604 | 3,604 | 3,554 | 5,079 | 5,079 | 5,029 | 6,379 | 6,379 |
| 1984-85 | 1,475 | 3,325 | 3,798 | 3,850 | 2,900 | 5,273 | 5,325 | 4,375 | 7,123 | 7,175 |
| 1985-86 | 1,485 | 3,335 | 4,120 | 4,150 | 3,200 | 5,605 | 5,635 | 4,685 | 7,455 | 7,485 |
| 1986-87 | 1,485 | 3,335 | 4,246 | 4,100 | 3,200 | 5,731 | 5,585 | 4,685 | 7,581 | 7,435 |
| 1987-88 | 1,485 | 3,335 | 4,400 | 4,400 | 3,450 | 5,885 | 5,885 | 4,935 | 7,735 | 7,735 |
| 1988-89 | 1,485 | 4,085 | 4,700 | 4,640 | 3,150 | 6,185 | 6,125 | 4,635 | 8,785 | 8,725 |
| 1989-90 | 1,555 | 4,905 | 4,890 | 4,890 | 2,900 | 6,445 | 6,445 | 4,455 | 9,795 | 9,795 |
| 1990-91 | 1,725 | 5,075 | 5,217 | 5,220 | 3,500 | 6,942 | 6,945 | 5,225 | 10,292 | 10,295 |
| 1991-92 | 2,445 | 6,045 | 5,302 | 5,320 | 3,400 | 7,747 | 7,765 | 5,845 | 11,347 | 11,365 |
| 1992-93 | 2,955 | 6,855 | 5,684 | 5,684 | 3,600 | 8,639 | 8,639 | 6,555 | 12,539 | 12,539 |
| 1993-94 | 2,955 | 6,855 | 5,894 | 5,894 | 3,600 | 8,849 | 8,849 | 6,555 | 12,749 | 12,749 |
| New Paltz | | | | | | | | | | |
| 1980-81 | 1,005 | 1,605 | 3,328 | 3,230 | 2,280 | 4,333 | 4,235 | 3,285 | 4,933 | 4,835 |
| 1981-82 | 1,155 | 1,855 | 3,370 | 3,460 | 2,560 | 4,525 | 4,615 | 3,715 | 5,225 | 5,315 |
| 1982-83 | 1,155 | 1,855 | 3,525 | 3,575 | 2,515 | 4,680 | 4,730 | 3,670 | 5,380 | 5,430 |
| 1983-84 | 1,469 | 2,769 | 3,836 | 3,836 | 2,661 | 5,305 | 5,305 | 4,130 | 6,605 | 6,605 |
| 1984-85 | 1,473 | 3,323 | 4,066 | 4,046 | 2,721 | 5,539 | 5,519 | 4,194 | 7,389 | 7,369 |
| 1985-86 | 1,477 | 3,327 | 4,247 | 4,247 | 2,922 | 5,724 | 5,724 | 4,399 | 7,574 | 7,574 |
| 1986-87 | 1,477 | 3,327 | 4,310 | 4,310 | 2,920 | 5,787 | 5,787 | 4,397 | 7,637 | 7,637 |
| 1987-88 | 1,611 | 3,461 | 4,310 | 4,290 | 2,920 | 5,921 | 5,901 | 4,531 | 7,771 | 7,751 |
| 1988-89 | 1,495 | 4,095 | 4,920 | 4,920 | 3,250 | 6,415 | 6,415 | 4,745 | 9,015 | 9,015 |
| 1989-90 | 1,495 | 4,845 | 5,400 | 5,400 | 3,600 | 6,895 | 6,895 | 5,035 | 10,245 | 10,245 |
| 1990-91 | 1,681 | 5,031 | 5,711 | 5,700 | 3,566 | 7,392 | 7,381 | 5,247 | 10,742 | 10,731 |
| 1991-92 | 2,421 | 6,021 | 5,970 | 5,750 | 3,850 | 8,391 | 8,171 | 6,271 | 11,991 | 11,771 |
| 1992-93 | 2,921 | 6,821 | 6,290 | 6,290 | 3,850 | 9,211 | 9,211 | 6,771 | 13,111 | 13,111 |
| 1993-94 | 2,925 | 6,825 | 6,510 | 6,460 | 3,850 | 9,435 | 9,385 | 6,775 | 13,335 | 13,285 |
| Old Westbury | | | | | | | | | | |
| 1980-81 | 960 | 1,560 | 2,846 | 3,000 | 1,860 | 3,806 | 3,960 | 2,820 | 4,406 | 4,560 |
| 1981-82 | 1,110 | 1,810 | 3,340 | 3,350 | 2,050 | 4,450 | 4,460 | 3,160 | 5,150 | 5,160 |
| 1982-83 | 1,110 | 1,810 | 3,476 | 3,500 | 2,650 | 4,586 | 4,610 | 3,760 | 5,286 | 5,310 |
| 1983-84 | 1,410 | 2,710 | 3,699 | 3,774 | 2,725 | 5,109 | 5,184 | 4,135 | 6,409 | 6,484 |
| 1984-85 | 1,425 | 3,275 | 3,935 | 4,135 | 2,725 | 5,360 | 5,560 | 4,150 | 7,210 | 7,410 |
| 1985-86 | 1,445 | 3,295 | 4,074 | 4,074 | 2,830 | 5,519 | 5,519 | 4,275 | 7,369 | 7,369 |
| 1986-87 | 1,445 | 3,295 | 4,350 | 4,350 | 2,850 | 5,795 | 5,795 | 4,295 | 7,645 | 7,645 |
| 1987-88 | 1,445 | 3,295 | 4,468 | 5,400 | 3,300 | 5,913 | 6,845 | 4,745 | 7,763 | 8,695 |
| 1988-89 | 1,445 | 4,045 | 5,030 | 6,050 | 3,850 | 6,475 | 7,495 | 5,295 | 9,075 | 10,095 |
| 1989-90 | 1,410 | 4,760 | 5,800 | 8,550 | 5,000 | 7,210 | 9,960 | 6,410 | 10,560 | 13,310 |
| 1990-91 | 1,625 | 4,975 | 5,928 | 8,750 | 5,200 | 7,553 | 10,375 | 6,825 | 10,903 | 13,725 |
| 1991-92 | 2,398 | 5,998 | 6,835 | 9,625 | 5,720 | 9,233 | 12,023 | 8,118 | 12,833 | 15,623 |
| 1992-93 | 2,898 | 6,798 | 7,055 | 10,033 | 5,834 | 9,953 | 12,931 | 8,732 | 13,853 | 16,831 |
| 1993-94 | 2,928 | 6,828 | 7,213 | 10,033 | 5,834 | 10,141 | 12,961 | 8,762 | 14,041 | 16,861 |

**Trends in Total Undergraduate Costs and Allowances Within Student Budgets
By Residency and Living Arrangement -- 1980/81 to 1993/94
State University of New York**

| Academic Year | Fixed Costs: | | Variable Costs: | | | Fixed + Variable Costs | | | | |
|--------------------|----------------|------------------|---------------------------|-----------------------------|----------------|-------------------------|-----------------------------|----------------|----------------------|-----------------------------|
| | Tuition & Fees | | Room, Board, Books, Other | | | New York State Resident | | | Non-resident | |
| | NYS Resident | Non-NYS Resident | Living in Res. Halls | Living in Non-Inst. Housing | Living at Home | Living in Res. Halls | Living in Non-Inst. Housing | Living at Home | Living in Res. Halls | Living in Non-Inst. Housing |
| Oneonta | | | | | | | | | | |
| 1980-81 | 1,000 | 1,600 | 2,929 | 3,005 | 2,045 | 3,929 | 4,005 | 3,045 | 4,529 | 4,605 |
| 1981-82 | 1,158 | 1,858 | 3,045 | 3,170 | 2,470 | 4,203 | 4,328 | 3,628 | 4,903 | 5,028 |
| 1982-83 | 1,158 | 1,858 | 3,372 | 3,372 | 1,880 | 4,530 | 4,530 | 3,038 | 5,230 | 5,230 |
| 1983-84 | 1,460 | 2,760 | 3,627 | 3,677 | 1,500 | 5,087 | 5,137 | 2,960 | 6,387 | 6,437 |
| 1984-85 | 1,460 | 3,310 | 3,990 | 3,990 | 1,500 | 5,450 | 5,450 | 2,960 | 7,300 | 7,300 |
| 1985-86 | 1,478 | 3,328 | 4,090 | 4,090 | 2,000 | 5,568 | 5,568 | 3,478 | 7,418 | 7,418 |
| 1986-87 | 1,478 | 3,328 | 4,508 | 4,540 | 2,700 | 5,986 | 6,018 | 4,178 | 7,836 | 7,868 |
| 1987-88 | 1,510 | 3,360 | 4,780 | 4,840 | 2,640 | 6,290 | 6,350 | 4,150 | 8,140 | 8,200 |
| 1988-89 | 1,510 | 4,110 | 4,754 | 4,754 | 2,965 | 6,264 | 6,264 | 4,475 | 8,864 | 8,864 |
| 1989-90 | 1,521 | 4,871 | 5,403 | 6,175 | 5,700 | 6,924 | 7,696 | 7,221 | 10,274 | 11,046 |
| 1990-91 | 1,652 | 5,002 | 5,522 | 5,534 | 5,384 | 7,174 | 7,186 | 7,036 | 10,524 | 10,536 |
| 1991-92 | 2,386 | 5,986 | 5,710 | 5,710 | 2,900 | 8,096 | 8,096 | 5,286 | 11,696 | 11,696 |
| 1992-93 | 2,896 | 6,796 | 6,036 | 6,036 | 2,950 | 8,932 | 8,932 | 5,846 | 12,832 | 12,832 |
| 1993-94 | 2,926 | 6,826 | 6,752 | 6,752 | 2,975 | 9,678 | 9,678 | 5,901 | 13,578 | 13,578 |
| Oswego | | | | | | | | | | |
| 1980-81 | 1,004 | 1,604 | 2,916 | 2,916 | 2,916 | 3,920 | 3,920 | 3,920 | 4,520 | 4,520 |
| 1981-82 | 1,150 | 1,850 | 3,335 | 3,355 | 2,355 | 4,485 | 4,505 | 3,505 | 5,185 | 5,205 |
| 1982-83 | 1,150 | 1,850 | 3,365 | 3,222 | 2,106 | 4,515 | 4,372 | 3,256 | 5,215 | 5,072 |
| 1983-84 | 1,460 | 2,760 | 3,665 | 3,625 | 2,325 | 5,125 | 5,085 | 3,785 | 6,425 | 6,385 |
| 1984-85 | 1,460 | 3,310 | 4,060 | 3,950 | 2,500 | 5,520 | 5,410 | 3,960 | 7,370 | 7,260 |
| 1985-86 | 1,465 | 3,315 | 4,191 | 4,191 | 2,575 | 5,656 | 5,656 | 4,040 | 7,506 | 7,506 |
| 1986-87 | 1,470 | 3,320 | 4,349 | 4,349 | 2,575 | 5,819 | 5,819 | 4,045 | 7,669 | 7,669 |
| 1987-88 | 1,475 | 3,325 | 4,465 | 4,465 | 2,575 | 5,940 | 5,940 | 4,050 | 7,790 | 7,790 |
| 1988-89 | 1,480 | 4,080 | 4,977 | 4,975 | 3,300 | 6,457 | 6,455 | 4,780 | 9,057 | 9,055 |
| 1989-90 | 1,488 | 4,838 | 5,111 | 4,975 | 3,300 | 6,599 | 6,463 | 4,788 | 9,949 | 9,813 |
| 1990-91 | 1,645 | 4,995 | 5,470 | 5,325 | 3,845 | 7,115 | 6,970 | 5,490 | 10,465 | 10,320 |
| 1991-92 | 2,419 | 6,019 | 5,881 | 5,881 | 3,781 | 8,300 | 8,300 | 6,200 | 11,900 | 11,900 |
| 1992-93 | 2,930 | 6,830 | 6,305 | 6,305 | 3,775 | 9,235 | 9,235 | 6,705 | 13,135 | 13,135 |
| 1993-94 | 2,944 | 6,844 | 6,762 | 6,762 | 4,025 | 9,706 | 9,706 | 6,969 | 13,606 | 13,606 |
| Plattsburgh | | | | | | | | | | |
| 1980-81 | 1,000 | 1,600 | 2,872 | 2,870 | 2,325 | 3,872 | 3,870 | 3,325 | 4,472 | 4,470 |
| 1981-82 | 1,155 | 1,855 | 3,244 | 3,245 | 2,430 | 4,399 | 4,400 | 3,585 | 5,099 | 5,100 |
| 1982-83 | 1,160 | 1,860 | 3,408 | 3,408 | 2,430 | 4,568 | 4,568 | 3,590 | 5,268 | 5,268 |
| 1983-84 | 1,468 | 2,768 | 3,749 | 3,749 | 2,600 | 5,217 | 5,217 | 4,068 | 6,517 | 6,517 |
| 1984-85 | 1,468 | 3,318 | 4,032 | 4,032 | 2,550 | 5,500 | 5,500 | 4,018 | 7,350 | 7,350 |
| 1985-86 | 1,475 | 3,325 | 4,144 | 4,144 | 2,630 | 5,619 | 5,619 | 4,105 | 7,469 | 7,469 |
| 1986-87 | 1,480 | 3,330 | 4,400 | 4,400 | 2,580 | 5,880 | 5,880 | 4,060 | 7,730 | 7,730 |
| 1987-88 | 1,475 | 3,325 | 4,570 | 4,570 | 2,750 | 6,045 | 6,045 | 4,225 | 7,895 | 7,895 |
| 1988-89 | 1,485 | 4,085 | 4,766 | 4,970 | 3,100 | 6,251 | 6,455 | 4,585 | 8,851 | 9,055 |
| 1989-90 | 1,485 | 4,835 | 4,958 | 5,158 | 3,022 | 6,443 | 6,643 | 4,507 | 9,793 | 9,993 |
| 1990-91 | 1,635 | 4,985 | 5,088 | 5,188 | 3,202 | 6,723 | 6,823 | 4,837 | 10,073 | 10,173 |
| 1991-92 | 2,325 | 5,925 | 5,373 | 5,373 | 3,531 | 7,698 | 7,698 | 5,856 | 11,298 | 11,298 |
| 1992-93 | 2,865 | 6,765 | 5,570 | 5,570 | 3,678 | 8,435 | 8,435 | 6,543 | 12,335 | 12,335 |
| 1993-94 | 2,925 | 6,825 | 5,795 | 5,795 | 3,723 | 8,720 | 8,720 | 6,648 | 12,620 | 12,620 |
| Potsdam | | | | | | | | | | |
| 1980-81 | 1,005 | 1,605 | 2,814 | 2,530 | 2,030 | 3,819 | 3,535 | 3,035 | 4,419 | 4,135 |
| 1981-82 | 1,155 | 1,855 | 3,174 | 2,800 | 2,100 | 4,329 | 3,955 | 3,255 | 5,029 | 4,655 |
| 1982-83 | 1,155 | 1,855 | 3,354 | 3,030 | 2,580 | 4,509 | 4,185 | 3,735 | 5,209 | 4,885 |
| 1983-84 | 1,465 | 2,765 | 3,715 | 3,515 | 2,580 | 5,180 | 4,980 | 4,045 | 6,480 | 6,280 |
| 1984-85 | 1,465 | 3,315 | 4,227 | 3,785 | 2,685 | 5,692 | 5,250 | 4,150 | 7,542 | 7,100 |
| 1985-86 | 1,475 | 3,325 | 4,255 | 3,835 | 2,785 | 5,730 | 5,310 | 4,260 | 7,580 | 7,160 |
| 1986-87 | 1,475 | 3,325 | 4,335 | 3,735 | 2,785 | 5,810 | 5,210 | 4,260 | 7,660 | 7,060 |
| 1987-88 | 1,475 | 3,325 | 4,705 | 3,925 | 2,875 | 6,180 | 5,400 | 4,350 | 8,030 | 7,250 |
| 1988-89 | 1,475 | 4,075 | 4,775 | 4,125 | 3,275 | 6,250 | 5,600 | 4,750 | 8,850 | 8,200 |
| 1989-90 | 1,475 | 4,825 | 4,825 | 4,225 | 2,975 | 6,300 | 5,700 | 4,450 | 9,650 | 9,050 |
| 1990-91 | 1,640 | 4,990 | 5,025 | 5,425 | 3,475 | 6,665 | 7,065 | 5,115 | 10,015 | 10,415 |
| 1991-92 | 2,380 | 5,980 | 5,480 | 5,500 | 3,530 | 7,860 | 7,880 | 5,910 | 11,460 | 11,480 |
| 1992-93 | 2,890 | 6,790 | 5,710 | 4,960 | 3,585 | 8,600 | 7,850 | 6,475 | 12,500 | 11,750 |
| 1993-94 | 2,914 | 6,814 | 6,010 | 5,260 | 3,585 | 8,924 | 8,174 | 6,499 | 12,824 | 12,074 |

**Trends in Total Undergraduate Costs and Allowances Within Student Budgets
By Residency and Living Arrangement -- 1980/81 to 1993/94
State University of New York**

| Academic Year | Fixed Costs: | | Variable Costs: | | | Fixed + Variable Costs | | | | |
|--|----------------|------------------|---------------------------|-----------------------------|----------------|-------------------------|-----------------------------|----------------|----------------------|-----------------------------|
| | Tuition & Fees | | Room, Board, Books, Other | | | New York State Resident | | | Non-resident | |
| | NYS Resident | Non-NYS Resident | Living in Res. Halls | Living in Non-Inst. Housing | Living at Home | Living in Res. Halls | Living in Non-Inst. Housing | Living at Home | Living in Res. Halls | Living in Non-Inst. Housing |
| Purchase | | | | | | | | | | |
| 1980-81 | 1,005 | 1,605 | 2,794 | 2,992 | 1,900 | 3,799 | 3,997 | 2,905 | 4,399 | 4,597 |
| 1981-82 | 1,165 | 1,865 | 3,046 | 3,780 | 1,700 | 4,211 | 4,945 | 2,865 | 4,911 | 5,645 |
| 1982-83 | 1,175 | 1,875 | 3,387 | 3,937 | 2,375 | 4,562 | 5,112 | 3,550 | 5,262 | 5,812 |
| 1983-84 | 1,475 | 2,775 | 3,608 | 4,257 | 2,385 | 5,083 | 5,732 | 3,860 | 6,383 | 7,032 |
| 1984-85 | 1,475 | 3,325 | 3,755 | 4,555 | 2,405 | 5,230 | 6,030 | 3,880 | 7,080 | 7,880 |
| 1985-86 | 1,475 | 3,325 | 3,963 | 4,563 | 2,296 | 5,438 | 6,038 | 3,771 | 7,288 | 7,888 |
| 1986-87 | 1,495 | 3,345 | 4,078 | 4,628 | 2,200 | 5,573 | 6,123 | 3,695 | 7,423 | 7,973 |
| 1987-88 | 1,495 | 3,345 | 4,802 | 5,082 | 2,710 | 6,297 | 6,577 | 4,205 | 8,147 | 8,427 |
| 1988-89 | 1,495 | 4,095 | 4,744 | 5,136 | 2,730 | 6,239 | 6,631 | 4,225 | 8,839 | 9,231 |
| 1989-90 | 1,440 | 4,790 | 4,879 | 5,443 | 2,730 | 6,319 | 6,883 | 4,170 | 9,669 | 10,233 |
| 1990-91 | 1,655 | 5,005 | 5,712 | 6,696 | 3,174 | 7,367 | 8,351 | 4,829 | 10,717 | 11,701 |
| 1991-92 | 2,385 | 5,985 | 5,479 | 6,297 | 3,075 | 7,864 | 8,682 | 5,460 | 11,464 | 12,282 |
| 1992-93 | 2,911 | 6,811 | 6,541 | 7,045 | 3,931 | 9,452 | 9,956 | 6,842 | 13,352 | 13,856 |
| 1993-94 | 2,943 | 6,843 | 6,511 | 6,931 | 3,803 | 9,454 | 9,874 | 6,746 | 13,354 | 13,774 |
| Health Science Centers (Brooklyn & Syracuse only) (Average) | | | | | | | | | | |
| 1980-81 | 980 | 1,580 | - | 3,798 | 2,373 | - | 4,778 | 3,353 | - | 5,378 |
| 1981-82 | 1,133 | 1,833 | - | 4,375 | 2,615 | - | 5,508 | 3,748 | - | 6,208 |
| 1982-83 | 1,134 | 1,834 | - | 4,688 | 2,663 | - | 6,022 | 3,797 | - | 6,722 |
| 1983-84 | 1,443 | 2,743 | - | 4,955 | 2,730 | - | 6,398 | 4,173 | - | 7,698 |
| 1984-85 | 1,443 | 3,293 | - | 4,988 | 2,845 | - | 6,430 | 4,288 | - | 8,280 |
| 1985-86 | 1,458 | 3,308 | 4,318 | 5,023 | 2,880 | 5,775 | 6,480 | 4,238 | 7,625 | 8,330 |
| 1986-87 | 1,463 | 3,313 | 5,158 | 5,785 | 2,837 | 6,620 | 7,248 | 4,299 | 8,470 | 9,098 |
| 1987-88 | 1,458 | 3,308 | 5,481 | 6,115 | 3,363 | 6,938 | 7,573 | 4,820 | 8,788 | 9,423 |
| 1988-89 | 1,458 | 4,058 | 5,833 | 6,523 | 3,625 | 7,290 | 7,980 | 5,083 | 9,890 | 10,580 |
| 1989-90 | 1,453 | 4,803 | 6,110 | 6,958 | 3,926 | 7,563 | 8,410 | 5,379 | 10,913 | 11,760 |
| 1990-91 | 1,630 | 4,980 | 6,270 | 6,353 | 3,933 | 7,900 | 7,983 | 5,563 | 11,250 | 11,333 |
| 1991-92 | 2,350 | 5,950 | 6,518 | 6,613 | 4,003 | 8,868 | 8,963 | 6,353 | 12,468 | 12,563 |
| 1992-93 | 2,875 | 6,775 | 6,698 | 6,793 | 4,058 | 9,573 | 9,668 | 6,933 | 13,473 | 13,568 |
| 1993-94 | 2,875 | 6,775 | 7,113 | 7,238 | 4,433 | 9,988 | 10,113 | 7,308 | 13,888 | 14,013 |
| Brooklyn HSC | | | | | | | | | | |
| 1980-81 | 980 | 1,580 | - | 4,500 | 2,550 | - | 5,480 | 3,530 | - | 6,080 |
| 1981-82 | 1,136 | 1,836 | - | 5,000 | 2,800 | - | 6,136 | 3,936 | - | 6,836 |
| 1982-83 | 1,135 | 1,835 | - | 5,700 | 2,800 | - | 6,835 | 3,935 | - | 7,535 |
| 1983-84 | 1,455 | 2,755 | - | 5,700 | 2,860 | - | 7,155 | 4,315 | - | 8,455 |
| 1984-85 | 1,455 | 3,305 | - | 5,700 | 2,910 | - | 7,155 | 4,365 | - | 9,005 |
| 1985-86 | 1,475 | 3,325 | 4,750 | 5,700 | 2,910 | 6,225 | 7,175 | 4,385 | 8,075 | 9,025 |
| 1986-87 | 1,485 | 3,335 | 5,620 | 6,875 | 2,718 | 7,105 | 8,360 | 4,203 | 8,955 | 10,210 |
| 1987-88 | 1,475 | 3,325 | 6,176 | 7,445 | 3,795 | 7,651 | 8,920 | 5,270 | 9,501 | 10,770 |
| 1988-89 | 1,475 | 4,075 | 6,625 | 8,005 | 3,810 | 8,100 | 9,480 | 5,285 | 10,700 | 12,080 |
| 1989-90 | 1,465 | 4,815 | 6,960 | 8,635 | 4,387 | 8,425 | 10,100 | 5,852 | 11,775 | 13,450 |
| 1990-91 | 1,635 | 4,985 | 6,920 | 7,085 | 4,230 | 8,555 | 8,720 | 5,865 | 11,905 | 12,070 |
| 1991-92 | 2,335 | 5,935 | 7,345 | 7,535 | 4,565 | 9,680 | 9,870 | 6,900 | 13,280 | 13,470 |
| 1992-93 | 2,885 | 6,785 | 7,565 | 7,755 | 4,700 | 10,450 | 10,640 | 7,585 | 14,350 | 14,540 |
| 1993-94 | 2,885 | 6,785 | 7,960 | 8,150 | 4,960 | 10,845 | 11,035 | 7,845 | 14,745 | 14,935 |
| Syracuse HSC | | | | | | | | | | |
| 1980-81 | 980 | 1,580 | - | 3,095 | 2,195 | - | 4,075 | 3,175 | - | 4,675 |
| 1981-82 | 1,130 | 1,830 | - | 3,750 | 2,430 | - | 4,880 | 3,560 | - | 5,580 |
| 1982-83 | 1,133 | 1,833 | - | 4,076 | 2,525 | - | 5,209 | 3,658 | - | 5,909 |
| 1983-84 | 1,430 | 2,730 | - | 4,210 | 2,600 | - | 5,640 | 4,030 | - | 6,940 |
| 1984-85 | 1,430 | 3,280 | - | 4,275 | 2,780 | - | 5,705 | 4,210 | - | 7,555 |
| 1985-86 | 1,440 | 3,290 | 3,885 | 4,345 | 2,850 | 5,325 | 5,785 | 4,290 | 7,175 | 7,635 |
| 1986-87 | 1,440 | 3,290 | 4,695 | 4,695 | 2,955 | 6,135 | 6,135 | 4,395 | 7,985 | 7,985 |
| 1987-88 | 1,440 | 3,290 | 4,785 | 4,785 | 2,930 | 6,225 | 6,225 | 4,370 | 8,075 | 8,075 |
| 1988-89 | 1,440 | 4,040 | 5,040 | 5,040 | 3,440 | 6,480 | 6,480 | 4,880 | 9,080 | 9,080 |
| 1989-90 | 1,440 | 4,790 | 5,260 | 5,280 | 3,465 | 6,700 | 6,720 | 4,905 | 10,050 | 10,070 |
| 1990-91 | 1,625 | 4,975 | 5,620 | 5,620 | 3,635 | 7,245 | 7,245 | 5,260 | 10,595 | 10,595 |
| 1991-92 | 2,365 | 5,965 | 5,690 | 5,690 | 3,440 | 8,055 | 8,055 | 5,805 | 11,655 | 11,655 |
| 1992-93 | 2,865 | 6,765 | 5,830 | 5,830 | 3,415 | 8,695 | 8,695 | 6,280 | 12,595 | 12,595 |
| 1993-94 | 2,865 | 6,765 | 6,265 | 6,325 | 3,905 | 9,130 | 9,190 | 6,770 | 13,030 | 13,090 |

**Trends in Total Undergraduate Costs and Allowances Within Student Budgets
By Residency and Living Arrangement -- 1980/81 to 1993/94
State University of New York**

| Academic Year | Fixed Costs: | | Variable Costs: | | | Fixed + Variable Costs | | | | |
|---------------------------------------|----------------|------------------|---------------------------|-----------------------------|----------------|-------------------------|-----------------------------|----------------|----------------------|-----------------------------|
| | Tuition & Fees | | Room, Board, Books, Other | | | New York State Resident | | | Non-resident | |
| | NYS Resident | Non-NYS Resident | Living in Res. Halls | Living in Non-Inst. Housing | Living at Home | Living in Res. Halls | Living in Non-Inst. Housing | Living at Home | Living in Res. Halls | Living in Non-Inst. Housing |
| Specialized Colleges (Average) | | | | | | | | | | |
| 1980-81 | 990 | 1,590 | 3,456 | 4,080 | 2,327 | 4,444 | 4,403 | 2,998 | 5,044 | 5,003 |
| 1981-82 | 1,152 | 1,852 | 3,794 | 4,345 | 2,873 | 4,945 | 4,666 | 3,366 | 5,645 | 5,366 |
| 1982-83 | 1,177 | 1,877 | 4,094 | 4,850 | 3,112 | 5,282 | 5,200 | 3,570 | 5,982 | 5,900 |
| 1983-84 | 1,482 | 2,782 | 4,344 | 5,155 | 3,207 | 5,835 | 5,736 | 3,836 | 7,135 | 7,036 |
| 1984-85 | 1,492 | 3,342 | 4,636 | 5,358 | 3,315 | 6,141 | 5,990 | 3,968 | 7,991 | 7,840 |
| 1985-86 | 1,477 | 3,327 | 4,795 | 5,618 | 3,380 | 6,278 | 6,118 | 3,793 | 8,128 | 7,968 |
| 1986-87 | 1,493 | 3,343 | 5,063 | 6,175 | 3,830 | 6,558 | 5,820 | 3,835 | 8,408 | 7,670 |
| 1987-88 | 1,517 | 3,367 | 5,319 | 6,874 | 3,564 | 6,842 | 6,601 | 3,906 | 8,692 | 8,451 |
| 1988-89 | 1,517 | 4,117 | 5,715 | 7,075 | 4,497 | 7,258 | 6,660 | 4,240 | 9,858 | 9,260 |
| 1989-90 | 1,537 | 4,887 | 5,874 | 7,635 | 4,842 | 7,437 | 7,146 | 4,491 | 10,787 | 10,496 |
| 1990-91 | 1,698 | 5,048 | 6,624 | 8,675 | 4,908 | 8,342 | 7,570 | 4,858 | 11,692 | 10,920 |
| 1991-92 | 2,506 | 6,106 | 6,562 | 8,111 | 3,370 | 9,068 | 8,631 | 5,789 | 12,668 | 12,231 |
| 1992-93 | 3,042 | 6,942 | 6,807 | 8,330 | 4,614 | 9,849 | 9,371 | 6,496 | 13,749 | 13,271 |
| 1993-94 | 3,054 | 6,954 | 7,638 | 9,783 | 5,207 | 10,692 | 10,156 | 6,461 | 14,592 | 14,056 |
| Environ. Sci. & Forestry | | | | | | | | | | |
| 1980-81 | 970 | 1,570 | 3,360 | 3,360 | 1,850 | 4,330 | 4,330 | 2,820 | 4,930 | 4,930 |
| 1981-82 | 1,126 | 1,826 | 3,570 | 3,370 | 1,970 | 4,696 | 4,496 | 3,096 | 5,396 | 5,196 |
| 1982-83 | 1,125 | 1,825 | 3,900 | 4,100 | 2,250 | 5,025 | 5,225 | 3,375 | 5,725 | 5,925 |
| 1983-84 | 1,432 | 2,732 | 4,150 | 4,150 | 2,250 | 5,582 | 5,582 | 3,682 | 6,882 | 6,882 |
| 1984-85 | 1,440 | 3,290 | 4,470 | 4,620 | 2,800 | 5,910 | 6,060 | 4,240 | 7,760 | 7,910 |
| 1985-86 | 1,440 | 3,290 | 4,860 | 4,860 | 2,400 | 6,300 | 6,300 | 3,840 | 8,150 | 8,150 |
| 1986-87 | 1,440 | 3,290 | 5,120 | 4,100 | 2,400 | 6,560 | 5,540 | 3,840 | 8,410 | 7,390 |
| 1987-88 | 1,440 | 3,290 | 5,380 | 5,530 | 2,450 | 6,820 | 6,970 | 3,890 | 8,670 | 8,820 |
| 1988-89 | 1,440 | 4,040 | 5,780 | 5,780 | 3,000 | 7,220 | 7,220 | 4,440 | 9,820 | 9,820 |
| 1989-90 | 1,440 | 4,790 | 6,110 | 6,110 | 3,000 | 7,550 | 7,550 | 4,440 | 10,900 | 10,900 |
| 1990-91 | 1,615 | 4,965 | 6,500 | 6,500 | 3,000 | 8,115 | 8,115 | 4,615 | 11,465 | 11,465 |
| 1991-92 | 2,437 | 6,037 | 6,815 | 6,815 | 3,300 | 9,252 | 9,252 | 5,737 | 12,852 | 12,852 |
| 1992-93 | 2,937 | 6,837 | 7,170 | 7,170 | 3,450 | 10,107 | 10,107 | 6,387 | 14,007 | 14,007 |
| 1993-94 | 2,937 | 6,837 | 7,570 | 7,570 | 3,300 | 10,507 | 10,507 | 6,237 | 14,407 | 14,407 |
| Maritime | | | | | | | | | | |
| 1980-81 | 1,005 | 1,605 | 3,552 | - | - | 4,557 | - | - | 5,157 | - |
| 1981-82 | 1,175 | 1,875 | 4,018 | - | - | 5,193 | - | - | 5,893 | - |
| 1982-83 | 1,250 | 1,950 | 4,288 | - | - | 5,538 | - | - | 6,238 | - |
| 1983-84 | 1,550 | 2,850 | 4,538 | - | - | 6,088 | - | - | 7,388 | - |
| 1984-85 | 1,570 | 3,420 | 4,802 | - | - | 6,372 | - | - | 8,222 | - |
| 1985-86 | 1,525 | 3,375 | 4,730 | - | - | 6,255 | - | - | 8,105 | - |
| 1986-87 | 1,550 | 3,400 | 5,005 | - | - | 6,555 | - | - | 8,405 | - |
| 1987-88 | 1,605 | 3,455 | 5,258 | - | - | 6,863 | - | - | 8,713 | - |
| 1988-89 | 1,645 | 4,245 | 5,650 | - | - | 7,295 | - | - | 9,895 | - |
| 1989-90 | 1,685 | 5,035 | 5,638 | - | - | 7,323 | - | - | 10,673 | - |
| 1990-91 | 1,820 | 5,170 | 6,748 | - | - | 8,568 | - | - | 11,918 | - |
| 1991-92 | 2,680 | 6,280 | 7,216 | - | - | 9,896 | - | - | 13,496 | - |
| 1992-93 | 3,235 | 7,135 | 7,040 | - | - | 10,275 | - | - | 14,175 | - |
| 1993-94 | 3,310 | 7,210 | 8,214 | - | - | 11,524 | - | - | 15,424 | - |
| Utica-Rome | | | | | | | | | | |
| 1980-81 | 995 | 1,595 | - | 3,480 | 2,180 | - | 4,475 | 3,175 | - | 5,075 |
| 1981-82 | 1,155 | 1,855 | - | 3,680 | 2,480 | - | 4,835 | 3,635 | - | 5,535 |
| 1982-83 | 1,155 | 1,855 | - | 4,020 | 2,610 | - | 5,175 | 3,765 | - | 5,875 |
| 1983-84 | 1,465 | 2,765 | - | 4,425 | 2,525 | - | 5,890 | 3,990 | - | 7,190 |
| 1984-85 | 1,465 | 3,315 | - | 4,455 | 2,230 | - | 5,920 | 3,695 | - | 7,770 |
| 1985-86 | 1,465 | 3,315 | - | 4,470 | 2,280 | - | 5,935 | 3,745 | - | 7,785 |
| 1986-87 | 1,490 | 3,340 | - | 4,610 | 2,340 | - | 6,100 | 3,830 | - | 7,950 |
| 1987-88 | 1,506 | 3,356 | - | 4,725 | 2,415 | - | 6,231 | 3,921 | - | 8,081 |
| 1988-89 | 1,465 | 4,065 | - | 4,635 | 2,575 | - | 6,100 | 4,040 | - | 8,700 |
| 1989-90 | 1,487 | 4,837 | - | 5,255 | 3,055 | - | 6,742 | 4,542 | - | 10,032 |
| 1990-91 | 1,660 | 5,010 | - | 5,365 | 3,440 | - | 7,025 | 5,100 | - | 10,375 |
| 1991-92 | 2,400 | 6,000 | 5,655 | 5,610 | 3,440 | 8,055 | 8,010 | 5,840 | 11,655 | 11,610 |
| 1992-93 | 2,955 | 6,855 | 6,210 | 5,680 | 3,650 | 9,165 | 8,635 | 6,605 | 13,065 | 12,535 |
| 1993-94 | 2,915 | 6,815 | 7,130 | 6,890 | 3,770 | 10,045 | 9,805 | 6,685 | 13,945 | 13,705 |

**Trends in Total Undergraduate Costs and Allowances Within Student Budgets
By Residency and Living Arrangement -- 1980/81 to 1993/94
State University of New York**

| Academic Year | Fixed Costs: | | Variable Costs: | | | Fixed + Variable Costs | | | | |
|--|----------------|------------------|---------------------------|-----------------------------|----------------|-------------------------|-----------------------------|----------------|----------------------|-----------------------------|
| | Tuition & Fees | | Room, Board, Books, Other | | | New York State Resident | | | Non-resident | |
| | NYS Resident | Non-NYS Resident | Living in Res. Halls | Living in Non-Inst. Housing | Living at Home | Living in Res. Halls | Living in Non-Inst. Housing | Living at Home | Living in Res. Halls | Living in Non-Inst. Housing |
| Statutory Colleges (Average) | | | | | | | | | | |
| 1980-81 | 2,174 | 3,539 | 3,554 | 3,642 | 2,108 | 5,541 | 5,541 | 4,281 | 6,906 | 6,906 |
| 1981-82 | 2,556 | 4,096 | 3,934 | 3,958 | 2,363 | 6,294 | 6,294 | 4,919 | 7,834 | 7,834 |
| 1982-83 | 2,950 | 4,725 | 4,254 | 4,104 | 2,318 | 6,918 | 6,918 | 5,268 | 8,693 | 8,693 |
| 1983-84 | 3,368 | 5,375 | 4,658 | 4,588 | 2,513 | 7,583 | 7,583 | 5,880 | 9,590 | 9,590 |
| 1984-85 | 3,658 | 5,976 | 4,861 | 4,861 | 2,710 | 8,046 | 8,046 | 6,368 | 10,364 | 10,364 |
| 1985-86 | 3,945 | 6,540 | 5,118 | 5,118 | 2,826 | 8,555 | 8,555 | 6,771 | 11,150 | 11,150 |
| 1986-87 | 4,231 | 7,150 | 5,442 | 5,342 | 2,909 | 9,166 | 9,041 | 7,140 | 12,085 | 11,960 |
| 1987-88 | 4,480 | 7,689 | 5,664 | 5,544 | 2,753 | 9,610 | 9,460 | 7,233 | 12,819 | 12,669 |
| 1988-89 | 4,849 | 8,330 | 5,458 | 5,946 | 2,978 | 10,306 | 10,181 | 7,826 | 13,788 | 13,663 |
| 1989-90 | 5,226 | 8,985 | 5,851 | 6,323 | 3,043 | 11,078 | 10,915 | 8,269 | 14,836 | 14,674 |
| 1990-91 | 5,608 | 9,751 | 6,696 | 6,664 | 3,773 | 11,881 | 11,799 | 9,381 | 16,024 | 15,941 |
| 1991-92 | 6,171 | 10,833 | 6,424 | 6,346 | 4,034 | 12,833 | 12,735 | 10,204 | 17,495 | 17,398 |
| 1992-93 | 6,738 | 12,026 | 7,055 | 6,969 | 4,140 | 13,735 | 13,627 | 10,856 | 19,022 | 18,915 |
| 1993-94 | 7,150 | 12,797 | 7,375 | 7,375 | 4,177 | 14,462 | 14,462 | 11,303 | 20,110 | 20,110 |
| Agriculture & Life Sciences | | | | | | | | | | |
| 1980-81 | 2,470 | 4,090 | 3,490 | 3,490 | 2,210 | 5,960 | 5,960 | 4,680 | 7,580 | 7,580 |
| 1981-82 | 2,880 | 4,700 | 3,910 | 3,910 | 2,350 | 6,790 | 6,790 | 5,230 | 8,610 | 8,610 |
| 1982-83 | 3,300 | 5,350 | 4,140 | 4,140 | 2,190 | 7,440 | 7,440 | 5,490 | 9,490 | 9,490 |
| 1983-84 | 3,740 | 6,050 | 4,400 | 4,400 | 2,400 | 8,140 | 8,140 | 6,140 | 10,450 | 10,450 |
| 1984-85 | 4,060 | 6,784 | 4,555 | 4,555 | 2,620 | 8,615 | 8,615 | 6,680 | 11,339 | 11,339 |
| 1985-86 | 4,360 | 7,420 | 4,810 | 4,810 | 2,760 | 9,170 | 9,170 | 7,120 | 12,230 | 12,230 |
| 1986-87 | 4,650 | 8,100 | 5,090 | 5,090 | 2,815 | 9,740 | 9,740 | 7,465 | 13,190 | 13,190 |
| 1987-88 | 4,882 | 8,668 | 5,330 | 5,330 | 2,935 | 10,212 | 10,212 | 7,817 | 13,998 | 13,998 |
| 1988-89 | 5,240 | 9,340 | 5,710 | 5,710 | 2,770 | 10,950 | 10,950 | 8,010 | 15,050 | 15,050 |
| 1989-90 | 5,610 | 10,080 | 6,095 | 6,095 | 2,840 | 11,705 | 11,705 | 8,450 | 16,175 | 16,175 |
| 1990-91 | 5,944 | 10,884 | 6,526 | 6,526 | 3,776 | 12,470 | 12,470 | 9,720 | 17,410 | 17,410 |
| 1991-92 | 6,494 | 11,994 | 6,936 | 6,936 | 4,115 | 13,430 | 13,430 | 10,609 | 18,930 | 18,930 |
| 1992-93 | 7,056 | 13,306 | 7,291 | 7,291 | 4,230 | 14,347 | 14,347 | 11,286 | 20,597 | 20,597 |
| 1993-94 | 7,426 | 14,106 | 7,623 | 7,623 | 4,275 | 15,049 | 15,049 | 11,701 | 21,729 | 21,729 |
| Ceramics | | | | | | | | | | |
| 1980-81 | 1,285 | 1,885 | 3,000 | 3,000 | 1,800 | 4,285 | 4,285 | 3,085 | 4,885 | 4,885 |
| 1981-82 | 1,585 | 2,285 | 3,220 | 3,220 | 2,400 | 4,805 | 4,805 | 3,985 | 5,505 | 5,505 |
| 1982-83 | 1,900 | 2,850 | 3,450 | 3,450 | 2,700 | 5,350 | 5,350 | 4,600 | 6,300 | 6,300 |
| 1983-84 | 2,250 | 3,350 | 3,660 | 3,660 | 2,850 | 5,910 | 5,910 | 5,100 | 7,010 | 7,010 |
| 1984-85 | 2,450 | 3,550 | 3,890 | 3,890 | 2,980 | 6,340 | 6,340 | 5,430 | 7,440 | 7,440 |
| 1985-86 | 2,700 | 3,900 | 4,010 | 4,010 | 3,025 | 6,710 | 6,710 | 5,725 | 7,910 | 7,910 |
| 1986-87 | 2,975 | 4,300 | 4,470 | 4,470 | 3,190 | 7,445 | 6,945 | 6,165 | 8,770 | 8,270 |
| 1987-88 | 3,275 | 4,750 | 4,530 | 4,530 | 2,205 | 7,805 | 7,205 | 5,480 | 9,280 | 8,680 |
| 1988-89 | 3,675 | 5,300 | 4,700 | 4,200 | 3,600 | 8,375 | 7,875 | 7,275 | 10,000 | 9,500 |
| 1989-90 | 4,075 | 5,700 | 5,120 | 4,470 | 3,650 | 9,195 | 8,545 | 7,725 | 10,820 | 10,170 |
| 1990-91 | 4,600 | 6,350 | 5,514 | 5,184 | 3,764 | 10,114 | 9,784 | 8,364 | 11,864 | 11,534 |
| 1991-92 | 5,200 | 7,350 | 5,840 | 5,450 | 3,790 | 11,040 | 10,650 | 8,990 | 13,190 | 12,800 |
| 1992-93 | 5,785 | 8,185 | 6,112 | 5,682 | 3,782 | 11,897 | 11,467 | 9,567 | 14,297 | 13,867 |
| 1993-94 | 6,320 | 8,870 | 6,382 | 6,382 | 3,787 | 12,702 | 12,702 | 10,107 | 15,252 | 15,252 |
| Human Ecology | | | | | | | | | | |
| 1980-81 | 2,470 | 4,090 | 3,490 | 3,490 | 2,210 | 5,960 | 5,960 | 4,680 | 7,580 | 7,580 |
| 1981-82 | 2,880 | 4,700 | 3,910 | 3,910 | 2,350 | 6,790 | 6,790 | 5,230 | 8,610 | 8,610 |
| 1982-83 | 3,300 | 5,350 | 4,140 | 4,140 | 2,190 | 7,440 | 7,440 | 5,490 | 9,490 | 9,490 |
| 1983-84 | 3,740 | 6,050 | 4,400 | 4,400 | 2,400 | 8,140 | 8,140 | 6,140 | 10,450 | 10,450 |
| 1984-85 | 4,060 | 6,784 | 4,555 | 4,555 | 2,620 | 8,615 | 8,615 | 6,680 | 11,339 | 11,339 |
| 1985-86 | 4,360 | 7,420 | 4,810 | 4,810 | 2,760 | 9,170 | 9,170 | 7,120 | 12,230 | 12,230 |
| 1986-87 | 4,650 | 8,100 | 5,090 | 5,090 | 2,815 | 9,740 | 9,740 | 7,465 | 13,190 | 13,190 |
| 1987-88 | 4,882 | 8,668 | 5,330 | 5,330 | 2,935 | 10,212 | 10,212 | 7,817 | 13,998 | 13,998 |
| 1988-89 | 5,240 | 9,340 | 5,710 | 5,710 | 2,770 | 10,950 | 10,950 | 8,010 | 15,050 | 15,050 |
| 1989-90 | 5,610 | 10,080 | 6,095 | 6,095 | 2,840 | 11,705 | 11,705 | 8,450 | 16,175 | 16,175 |
| 1990-91 | 5,944 | 10,884 | 6,526 | 6,526 | 3,776 | 12,470 | 12,470 | 9,720 | 17,410 | 17,410 |
| 1991-92 | 6,494 | 11,994 | 6,936 | 6,936 | 4,115 | 13,430 | 13,430 | 10,609 | 18,930 | 18,930 |
| 1992-93 | 7,056 | 13,306 | 7,291 | 7,291 | 4,230 | 14,347 | 14,347 | 11,286 | 20,597 | 20,597 |
| 1993-94 | 7,426 | 14,106 | 7,623 | 7,623 | 4,275 | 15,049 | 15,049 | 11,701 | 21,729 | 21,729 |

**Trends in Total Undergraduate Costs and Allowances Within Student Budgets
By Residency and Living Arrangement -- 1980/81 to 1993/94
State University of New York**

| Academic Year | Fixed Costs: | | Variable Costs: | | | Fixed + Variable Costs | | | | |
|--|----------------|------------------|---------------------------|-----------------------------|----------------|-------------------------|-----------------------------|----------------|----------------------|-----------------------------|
| | Tuition & Fees | | Room, Board, Books, Other | | | New York State Resident | | | Non-resident | |
| | NYS Resident | Non-NYS Resident | Living in Res. Halls | Living in Non-Inst. Housing | Living at Home | Living in Res. Halls | Living in Non-Inst. Housing | Living at Home | Living in Res. Halls | Living in Non-Inst. Housing |
| Industrial & Labor Relations | | | | | | | | | | |
| 1980-81 | 2,470 | 4,090 | 3,490 | 3,490 | 2,210 | 5,960 | 5,960 | 4,680 | 7,580 | 7,580 |
| 1981-82 | 2,880 | 4,700 | 3,910 | 3,910 | 2,350 | 6,790 | 6,790 | 5,230 | 8,610 | 8,610 |
| 1982-83 | 3,300 | 5,350 | 4,140 | 4,140 | 2,190 | 7,440 | 7,440 | 5,490 | 9,490 | 9,490 |
| 1983-84 | 3,740 | 6,050 | 4,400 | 4,400 | 2,400 | 8,140 | 8,140 | 6,140 | 10,450 | 10,450 |
| 1984-85 | 4,060 | 6,784 | 4,555 | 4,555 | 2,620 | 8,615 | 8,615 | 6,680 | 11,339 | 11,339 |
| 1985-86 | 4,360 | 7,420 | 4,810 | 4,810 | 2,760 | 9,170 | 9,170 | 7,120 | 12,230 | 12,230 |
| 1986-87 | 4,650 | 8,100 | 5,090 | 5,090 | 2,815 | 9,740 | 9,740 | 7,465 | 13,190 | 13,190 |
| 1987-88 | 4,882 | 8,668 | 5,330 | 5,330 | 2,935 | 10,212 | 10,212 | 7,817 | 13,998 | 13,998 |
| 1988-89 | 5,240 | 9,340 | 5,710 | 5,710 | 2,770 | 10,950 | 10,950 | 8,010 | 15,050 | 15,050 |
| 1989-90 | 5,610 | 10,080 | 6,095 | 6,095 | 2,840 | 11,705 | 11,705 | 8,450 | 16,175 | 16,175 |
| 1990-91 | 5,944 | 10,884 | 6,526 | 6,526 | 3,776 | 12,470 | 12,470 | 9,720 | 17,410 | 17,410 |
| 1991-92 | 6,494 | 11,994 | 6,936 | 6,936 | 4,115 | 13,430 | 13,430 | 10,609 | 18,930 | 18,930 |
| 1992-93 | 7,056 | 13,306 | 7,291 | 7,291 | 4,230 | 14,347 | 14,347 | 11,286 | 20,597 | 20,597 |
| 1993-94 | 7,426 | 14,106 | 7,623 | 7,623 | 4,275 | 15,049 | 15,049 | 11,701 | 21,729 | 21,729 |
| Colleges Technology/Agriculture (Average) | | | | | | | | | | |
| 1980-81 | 1,038 | 1,638 | 2,926 | 2,936 | 2,221 | 3,964 | 3,974 | 3,259 | 4,564 | 4,574 |
| 1981-82 | 1,197 | 1,897 | 3,203 | 3,500 | 2,534 | 4,400 | 4,697 | 3,731 | 5,100 | 5,397 |
| 1982-83 | 1,187 | 1,887 | 3,474 | 3,760 | 2,603 | 4,661 | 4,947 | 3,790 | 5,361 | 5,647 |
| 1983-84 | 1,489 | 2,789 | 3,749 | 4,064 | 2,720 | 5,238 | 5,553 | 4,209 | 6,538 | 6,853 |
| 1984-85 | 1,478 | 3,328 | 4,031 | 4,476 | 2,844 | 5,509 | 5,954 | 4,322 | 7,359 | 7,804 |
| 1985-86 | 1,481 | 3,331 | 4,201 | 4,313 | 3,103 | 5,682 | 5,794 | 4,584 | 7,532 | 7,644 |
| 1986-87 | 1,511 | 3,361 | 4,367 | 4,437 | 2,795 | 5,877 | 5,947 | 4,306 | 7,727 | 7,797 |
| 1987-88 | 1,505 | 3,355 | 4,663 | 4,670 | 3,077 | 6,167 | 6,175 | 4,582 | 8,017 | 8,025 |
| 1988-89 | 1,511 | 4,111 | 4,770 | 4,860 | 3,451 | 6,281 | 6,371 | 4,961 | 8,881 | 8,971 |
| 1989-90 | 1,547 | 4,897 | 4,996 | 5,232 | 3,713 | 6,543 | 6,778 | 5,260 | 9,893 | 10,128 |
| 1990-91 | 1,686 | 5,036 | 5,230 | 5,377 | 3,774 | 6,916 | 7,063 | 5,460 | 10,266 | 10,413 |
| 1991-92 | 2,417 | 6,017 | 5,659 | 5,775 | 4,011 | 8,076 | 8,193 | 6,429 | 11,676 | 11,793 |
| 1992-93 | 2,928 | 6,828 | 5,939 | 6,409 | 4,181 | 8,868 | 9,338 | 7,109 | 12,768 | 13,238 |
| 1993-94 | 2,943 | 6,843 | 6,360 | 6,603 | 4,335 | 9,302 | 9,546 | 7,277 | 13,202 | 13,446 |
| Alfred | | | | | | | | | | |
| 1980-81 | 1,005 | 1,605 | 2,825 | 2,825 | 2,125 | 3,830 | 3,830 | 3,130 | 4,430 | 4,430 |
| 1981-82 | 1,155 | 1,855 | 3,191 | 3,055 | 2,400 | 4,346 | 4,210 | 3,555 | 5,046 | 4,910 |
| 1982-83 | 1,165 | 1,865 | 3,516 | 3,581 | 2,655 | 4,681 | 4,746 | 3,820 | 5,381 | 5,446 |
| 1983-84 | 1,465 | 2,765 | 3,835 | 3,835 | 2,775 | 5,300 | 5,300 | 4,240 | 6,600 | 6,600 |
| 1984-85 | 1,465 | 3,315 | 4,125 | 4,475 | 2,805 | 5,590 | 5,940 | 4,270 | 7,440 | 7,790 |
| 1985-86 | 1,465 | 3,315 | 4,205 | 4,545 | 2,705 | 5,670 | 6,010 | 4,170 | 7,520 | 7,860 |
| 1986-87 | 1,485 | 3,335 | 4,605 | 4,605 | 2,550 | 6,090 | 6,090 | 4,035 | 7,940 | 7,940 |
| 1987-88 | 1,485 | 3,335 | 5,027 | 4,687 | 3,552 | 6,512 | 6,172 | 5,037 | 8,362 | 8,022 |
| 1988-89 | 1,485 | 4,085 | 4,655 | 4,655 | 3,350 | 6,140 | 6,140 | 4,835 | 8,740 | 8,740 |
| 1989-90 | 1,525 | 4,875 | 4,805 | 4,805 | 3,550 | 6,330 | 6,330 | 5,075 | 9,680 | 9,680 |
| 1990-91 | 1,675 | 5,025 | 5,190 | 5,190 | 3,500 | 6,865 | 6,865 | 5,175 | 10,215 | 10,215 |
| 1991-92 | 2,400 | 6,000 | 5,385 | 5,385 | 3,550 | 7,785 | 7,785 | 5,950 | 11,385 | 11,385 |
| 1992-93 | 2,912 | 6,812 | 5,720 | 5,720 | 3,750 | 8,632 | 8,632 | 6,662 | 12,532 | 12,532 |
| 1993-94 | 2,927 | 6,827 | 6,073 | 6,073 | 3,973 | 9,000 | 9,000 | 6,900 | 12,900 | 12,900 |
| Canton | | | | | | | | | | |
| 1980-81 | 1,005 | 1,605 | 3,024 | 3,274 | 2,441 | 4,029 | 4,279 | 3,446 | 4,629 | 4,879 |
| 1981-82 | 1,165 | 1,865 | 3,359 | 3,659 | 2,441 | 4,524 | 4,824 | 3,606 | 5,224 | 5,524 |
| 1982-83 | 1,185 | 1,885 | 3,449 | 3,799 | 2,359 | 4,634 | 4,984 | 3,544 | 5,334 | 5,684 |
| 1983-84 | 1,485 | 2,785 | 3,719 | 4,119 | 2,869 | 5,204 | 5,604 | 4,354 | 6,504 | 6,904 |
| 1984-85 | 1,485 | 3,335 | 4,110 | 4,360 | 3,420 | 5,595 | 5,845 | 4,905 | 7,445 | 7,695 |
| 1985-86 | 1,505 | 3,355 | 4,190 | 4,190 | 3,350 | 5,695 | 5,695 | 4,855 | 7,545 | 7,545 |
| 1986-87 | 1,505 | 3,355 | 4,270 | 4,230 | 3,020 | 5,775 | 5,735 | 4,525 | 7,625 | 7,585 |
| 1987-88 | 1,505 | 3,355 | 4,540 | 4,540 | 3,140 | 6,045 | 6,045 | 4,645 | 7,895 | 7,895 |
| 1988-89 | 1,505 | 4,105 | 4,550 | 4,650 | 3,230 | 6,055 | 6,155 | 4,735 | 8,655 | 8,755 |
| 1989-90 | 1,525 | 4,875 | 4,810 | 4,810 | 3,300 | 6,335 | 6,335 | 4,825 | 9,685 | 9,685 |
| 1990-91 | 1,680 | 5,030 | 5,110 | 5,110 | 3,510 | 6,790 | 6,790 | 5,190 | 10,140 | 10,140 |
| 1991-92 | 2,404 | 6,004 | 5,874 | 5,984 | 3,974 | 8,278 | 8,388 | 6,378 | 11,878 | 11,988 |
| 1992-93 | 2,919 | 6,819 | 5,750 | 6,750 | 4,500 | 8,669 | 9,669 | 7,419 | 12,569 | 13,569 |
| 1993-94 | 2,919 | 6,819 | 6,190 | 6,390 | 4,900 | 9,109 | 9,309 | 7,819 | 13,009 | 13,209 |

**Trends in Total Undergraduate Costs and Allowances Within Student Budgets
By Residency and Living Arrangement -- 1980/81 to 1993/94
State University of New York**

| Academic Year | Fixed Costs: | | Variable Costs: | | | Fixed + Variable Costs | | | | |
|--------------------|----------------|------------------|---------------------------|-----------------------------|----------------|-------------------------|-----------------------------|----------------|----------------------|-----------------------------|
| | Tuition & Fees | | Room, Board, Books, Other | | | New York State Resident | | | Non-resident | |
| | NYS Resident | Non-NYS Resident | Living in Res. Halls | Living in Non-Inst. Housing | Living at Home | Living in Res. Halls | Living in Non-Inst. Housing | Living at Home | Living in Res. Halls | Living in Non-Inst. Housing |
| Cobleskill | | | | | | | | | | |
| 1980-81 | 1,038 | 1,638 | 2,785 | 2,785 | 2,050 | 3,823 | 3,823 | 3,088 | 4,423 | 4,423 |
| 1981-82 | 1,189 | 1,889 | 3,060 | 3,060 | 2,750 | 4,249 | 4,249 | 3,939 | 4,949 | 4,949 |
| 1982-83 | 1,189 | 1,889 | 3,330 | 3,330 | 2,800 | 4,519 | 4,519 | 3,989 | 5,219 | 5,219 |
| 1983-84 | 1,499 | 2,799 | 3,550 | 3,550 | 2,800 | 5,049 | 5,049 | 4,299 | 6,349 | 6,349 |
| 1984-85 | 1,475 | 3,325 | 3,920 | 3,920 | 2,850 | 5,395 | 5,395 | 4,325 | 7,245 | 7,245 |
| 1985-86 | 1,475 | 3,325 | 3,980 | 3,980 | 2,600 | 5,455 | 5,455 | 4,075 | 7,305 | 7,305 |
| 1986-87 | 1,548 | 3,398 | 4,304 | 4,304 | 2,480 | 5,852 | 5,852 | 4,028 | 7,702 | 7,702 |
| 1987-88 | 1,475 | 3,325 | 4,480 | 4,420 | 2,640 | 5,955 | 5,895 | 4,115 | 7,805 | 7,745 |
| 1988-89 | 1,475 | 4,075 | 4,575 | 4,575 | 3,085 | 6,050 | 6,050 | 4,560 | 8,650 | 8,650 |
| 1989-90 | 1,521 | 4,871 | 4,650 | 5,000 | 3,050 | 6,171 | 6,521 | 4,571 | 9,521 | 9,871 |
| 1990-91 | 1,680 | 5,030 | 4,940 | 4,940 | 3,050 | 6,620 | 6,620 | 4,730 | 9,970 | 9,970 |
| 1991-92 | 2,434 | 6,034 | 5,570 | 5,318 | 3,200 | 8,004 | 7,752 | 5,634 | 11,604 | 11,352 |
| 1992-93 | 2,954 | 6,854 | 5,770 | 6,400 | 3,150 | 8,724 | 9,354 | 6,104 | 12,624 | 13,254 |
| 1993-94 | 2,954 | 6,854 | 6,040 | 6,040 | 3,150 | 8,994 | 8,994 | 6,104 | 12,894 | 12,894 |
| Delhi | | | | | | | | | | |
| 1980-81 | 1,015 | 1,615 | 2,785 | 2,925 | 2,240 | 3,800 | 3,940 | 3,255 | 4,400 | 4,540 |
| 1981-82 | 1,160 | 1,860 | 3,035 | 3,185 | 2,765 | 4,195 | 4,345 | 3,925 | 4,895 | 5,045 |
| 1982-83 | 1,170 | 1,870 | 3,315 | 3,475 | 2,550 | 4,485 | 4,645 | 3,720 | 5,185 | 5,345 |
| 1983-84 | 1,470 | 2,770 | 3,555 | 3,555 | 2,580 | 5,025 | 5,025 | 4,050 | 6,325 | 6,325 |
| 1984-85 | 1,470 | 3,320 | 3,860 | 3,860 | 2,630 | 5,330 | 5,330 | 4,100 | 7,180 | 7,180 |
| 1985-86 | 1,470 | 3,320 | 4,310 | 4,310 | 2,940 | 5,780 | 5,780 | 4,410 | 7,630 | 7,630 |
| 1986-87 | 1,485 | 3,335 | 4,510 | 4,510 | 3,010 | 5,995 | 5,995 | 4,495 | 7,845 | 7,845 |
| 1987-88 | 1,485 | 3,335 | 4,640 | 4,640 | 2,990 | 6,125 | 6,125 | 4,475 | 7,975 | 7,975 |
| 1988-89 | 1,485 | 4,085 | 4,690 | 4,690 | 3,440 | 6,175 | 6,175 | 4,925 | 8,775 | 8,775 |
| 1989-90 | 1,485 | 4,835 | 4,840 | 4,840 | 3,440 | 6,325 | 6,325 | 4,925 | 9,675 | 9,675 |
| 1990-91 | 1,685 | 5,035 | 5,090 | 5,090 | 3,640 | 6,775 | 6,775 | 5,325 | 10,125 | 10,125 |
| 1991-92 | 2,425 | 6,025 | 5,620 | 5,620 | 3,960 | 8,045 | 8,045 | 6,385 | 11,645 | 11,645 |
| 1992-93 | 2,945 | 6,845 | 6,330 | 6,330 | 4,030 | 9,275 | 9,275 | 6,975 | 13,175 | 13,175 |
| 1993-94 | 2,945 | 6,845 | 6,754 | 6,550 | 4,100 | 9,699 | 9,495 | 7,045 | 13,599 | 13,395 |
| Farmingdale | | | | | | | | | | |
| 1980-81 | 1,025 | 1,625 | 3,255 | 2,875 | 2,875 | 4,280 | 3,900 | 3,900 | 4,880 | 4,500 |
| 1981-82 | 1,183 | 1,883 | 3,405 | 5,048 | 3,035 | 4,588 | 6,231 | 4,218 | 5,288 | 6,931 |
| 1982-83 | 1,194 | 1,894 | 3,675 | 5,063 | 2,675 | 4,869 | 6,257 | 3,869 | 5,569 | 6,957 |
| 1983-84 | 1,496 | 2,796 | 4,125 | 5,875 | 2,675 | 5,621 | 7,371 | 4,171 | 6,921 | 8,671 |
| 1984-85 | 1,497 | 3,347 | 4,140 | 6,440 | 2,690 | 5,637 | 7,937 | 4,187 | 7,487 | 9,787 |
| 1985-86 | 1,497 | 3,347 | 4,445 | 5,025 | 4,325 | 5,942 | 6,522 | 5,822 | 7,792 | 8,372 |
| 1986-87 | 1,501 | 3,351 | 4,335 | 4,795 | 2,885 | 5,836 | 6,296 | 4,386 | 7,686 | 8,146 |
| 1987-88 | 1,537 | 3,387 | 4,855 | 5,300 | 3,085 | 6,392 | 6,837 | 4,622 | 8,242 | 8,687 |
| 1988-89 | 1,538 | 4,138 | 5,162 | 5,600 | 3,800 | 6,700 | 7,138 | 5,338 | 9,300 | 9,738 |
| 1989-90 | 1,578 | 4,928 | 5,577 | 6,640 | 4,245 | 7,155 | 8,218 | 5,823 | 10,505 | 11,568 |
| 1990-91 | 1,730 | 5,080 | 5,756 | 6,635 | 4,240 | 7,486 | 8,365 | 5,970 | 10,836 | 11,715 |
| 1991-92 | 2,450 | 6,050 | 5,790 | 6,630 | 4,235 | 8,240 | 9,080 | 6,685 | 11,840 | 12,680 |
| 1992-93 | 2,925 | 6,825 | 6,115 | 7,355 | 4,355 | 9,040 | 10,280 | 7,280 | 12,940 | 14,180 |
| 1993-94 | 3,005 | 6,905 | 6,970 | 8,435 | 4,435 | 9,975 | 11,440 | 7,440 | 13,875 | 15,340 |
| Morrisville | | | | | | | | | | |
| 1980-81 | 1,140 | 1,740 | 2,880 | 2,930 | 1,595 | 4,020 | 4,070 | 2,735 | 4,620 | 4,670 |
| 1981-82 | 1,330 | 2,030 | 3,165 | 2,995 | 1,815 | 4,495 | 4,325 | 3,145 | 5,195 | 5,025 |
| 1982-83 | 1,219 | 1,919 | 3,557 | 3,310 | 2,580 | 4,776 | 4,529 | 3,799 | 5,476 | 5,229 |
| 1983-84 | 1,519 | 2,819 | 3,710 | 3,450 | 2,620 | 5,229 | 4,969 | 4,139 | 6,529 | 6,269 |
| 1984-85 | 1,475 | 3,325 | 4,030 | 3,800 | 2,670 | 5,505 | 5,275 | 4,145 | 7,355 | 7,125 |
| 1985-86 | 1,475 | 3,325 | 4,075 | 3,825 | 2,695 | 5,550 | 5,300 | 4,170 | 7,400 | 7,150 |
| 1986-87 | 1,540 | 3,390 | 4,175 | 4,175 | 2,825 | 5,715 | 5,715 | 4,365 | 7,565 | 7,565 |
| 1987-88 | 1,540 | 3,390 | 4,435 | 4,435 | 3,055 | 5,975 | 5,975 | 4,595 | 7,825 | 7,825 |
| 1988-89 | 1,575 | 4,175 | 4,990 | 4,990 | 3,800 | 6,565 | 6,565 | 5,375 | 9,165 | 9,165 |
| 1989-90 | 1,645 | 4,995 | 5,295 | 5,295 | 4,695 | 6,940 | 6,940 | 6,340 | 10,290 | 10,290 |
| 1990-91 | 1,665 | 5,015 | 5,295 | 5,295 | 4,705 | 6,960 | 6,960 | 6,370 | 10,310 | 10,310 |
| 1991-92 | 2,391 | 5,991 | 5,714 | 5,714 | 5,148 | 8,105 | 8,105 | 7,539 | 11,705 | 11,705 |
| 1992-93 | 2,915 | 6,815 | 5,950 | 5,900 | 5,300 | 8,865 | 8,815 | 8,215 | 12,765 | 12,715 |
| 1993-94 | 2,905 | 6,805 | 6,130 | 6,130 | 5,450 | 9,035 | 9,035 | 8,355 | 12,935 | 12,935 |

**Trends in Total Undergraduate Costs and Allowances Within Student Budgets
By Residency and Living Arrangement -- 1980/81 to 1993/94
State University of New York**

| Academic Year | Fixed Costs: | | Variable Costs: | | | Fixed + Variable Costs | | | | |
|-------------------------------------|----------------|------------------|---------------------------|-----------------------------|----------------|-------------------------|-----------------------------|----------------|----------------------|-----------------------------|
| | Tuition & Fees | | Room, Board, Books, Other | | | New York State Resident | | | Non-resident | |
| | NYS Resident | Non-NYS Resident | Living in Res. Halls | Living in Non-Inst. Housing | Living at Home | Living in Res. Halls | Living in Non-Inst. Housing | Living at Home | Living in Res. Halls | Living in Non-Inst. Housing |
| Community Colleges (Average) | | | | | | | | | | |
| 1980-81 | 870 | 1,667 | 3,147 | 3,137 | 2,048 | 4,080 | 4,005 | 2,918 | 4,935 | 4,798 |
| 1981-82 | 918 | 1,732 | 3,480 | 3,431 | 2,352 | 4,472 | 4,348 | 3,270 | 5,372 | 5,158 |
| 1982-83 | 994 | 2,020 | 3,748 | 3,615 | 2,412 | 4,865 | 4,612 | 3,406 | 5,890 | 5,648 |
| 1983-84 | 1,109 | 2,339 | 4,055 | 3,788 | 2,495 | 5,328 | 4,899 | 3,604 | 7,078 | 6,144 |
| 1984-85 | 1,191 | 2,530 | 4,288 | 3,932 | 2,574 | 5,655 | 5,123 | 3,765 | 7,480 | 6,462 |
| 1985-86 | 1,239 | 2,489 | 4,460 | 4,179 | 2,659 | 5,829 | 5,418 | 3,898 | 7,079 | 6,669 |
| 1986-87 | 1,326 | 2,619 | 4,629 | 4,335 | 2,695 | 6,049 | 5,661 | 4,021 | 7,349 | 6,954 |
| 1987-88 | 1,383 | 2,691 | 5,009 | 4,719 | 2,956 | 6,457 | 6,103 | 4,339 | 7,782 | 7,411 |
| 1988-89 | 1,413 | 2,756 | 5,323 | 5,176 | 3,235 | 6,796 | 6,590 | 4,648 | 8,146 | 7,932 |
| 1989-90 | 1,433 | 2,864 | 5,721 | 5,319 | 3,441 | 7,227 | 6,752 | 4,875 | 8,852 | 8,183 |
| 1990-91 | 1,465 | 2,936 | 6,099 | 5,634 | 3,574 | 7,680 | 7,099 | 5,038 | 9,530 | 8,569 |
| 1991-92 | 1,717 | 3,421 | 6,486 | 5,934 | 3,723 | 8,371 | 7,651 | 5,440 | 10,421 | 9,355 |
| 1992-93 | 1,914 | 3,809 | 6,566 | 6,024 | 3,781 | 8,726 | 7,937 | 5,694 | 11,051 | 9,833 |
| 1993-94 | 2,039 | 4,053 | 7,012 | 6,145 | 3,852 | 9,275 | 8,184 | 5,890 | 11,875 | 10,198 |
| Adirondack Community College | | | | | | | | | | |
| 1980-81 | 776 | 1,476 | - | 3,100 | 2,200 | - | 3,876 | 2,976 | - | 4,576 |
| 1981-82 | 776 | 476 | - | 3,380 | 2,390 | - | 4,156 | 3,166 | - | 3,856 |
| 1982-83 | 807 | 1,537 | - | 3,620 | 2,540 | - | 4,427 | 3,347 | - | 5,157 |
| 1983-84 | 907 | 1,737 | - | 3,730 | 2,595 | - | 4,637 | 3,502 | - | 5,467 |
| 1984-85 | 977 | 1,877 | - | 3,870 | 2,670 | - | 4,847 | 3,647 | - | 5,747 |
| 1985-86 | 1,067 | 2,057 | - | 4,010 | 2,750 | - | 5,077 | 3,817 | - | 6,067 |
| 1986-87 | 1,197 | 2,317 | - | 4,303 | 2,853 | - | 5,500 | 4,050 | - | 6,620 |
| 1987-88 | 1,257 | 2,437 | - | 4,393 | 2,893 | - | 5,650 | 4,150 | - | 6,830 |
| 1988-89 | 1,327 | 2,577 | - | 4,598 | 3,173 | - | 5,925 | 4,500 | - | 7,175 |
| 1989-90 | 1,397 | 2,697 | - | 4,803 | 3,328 | - | 6,200 | 4,725 | - | 7,500 |
| 1990-91 | 1,397 | 2,697 | - | 5,652 | 3,402 | - | 7,049 | 4,799 | - | 8,349 |
| 1991-92 | 1,548 | 2,998 | - | 5,857 | 3,502 | - | 7,405 | 5,050 | - | 8,855 |
| 1992-93 | 1,698 | 3,298 | - | 6,052 | 3,577 | - | 7,750 | 5,275 | - | 9,350 |
| 1993-94 | 1,798 | 3,498 | - | 6,627 | 3,977 | - | 8,425 | 5,775 | - | 10,125 |
| Broome Community College | | | | | | | | | | |
| 1980-81 | 796 | 1,526 | - | 3,387 | 2,137 | - | 4,183 | 2,933 | - | 4,913 |
| 1981-82 | 866 | 1,666 | - | 3,650 | 2,200 | - | 4,516 | 3,066 | - | 5,316 |
| 1982-83 | 863 | 1,663 | - | 3,650 | 2,200 | - | 4,513 | 3,063 | - | 5,313 |
| 1983-84 | 913 | 1,763 | - | 3,650 | 2,200 | - | 4,563 | 3,113 | - | 5,413 |
| 1984-85 | 1,013 | 1,963 | - | 3,650 | 2,200 | - | 4,663 | 3,213 | - | 5,613 |
| 1985-86 | 1,008 | 1,958 | - | 3,790 | 2,250 | - | 4,798 | 3,258 | - | 5,748 |
| 1986-87 | 1,128 | 2,178 | - | 3,985 | 2,320 | - | 5,113 | 3,448 | - | 6,163 |
| 1987-88 | 1,328 | 2,578 | - | 4,844 | 2,310 | - | 6,172 | 3,638 | - | 7,422 |
| 1988-89 | 1,328 | 2,578 | - | 4,250 | 3,250 | - | 5,578 | 4,578 | - | 6,828 |
| 1989-90 | 1,378 | 2,678 | - | 5,710 | 3,250 | - | 7,088 | 4,628 | - | 8,388 |
| 1990-91 | 1,440 | 2,790 | - | 4,350 | 3,350 | - | 5,790 | 4,790 | - | 7,140 |
| 1991-92 | 1,590 | 3,090 | - | 5,414 | 3,350 | - | 7,004 | 4,940 | - | 8,504 |
| 1992-93 | 1,740 | 3,370 | - | 5,415 | 3,350 | - | 7,155 | 5,090 | - | 8,785 |
| 1993-94 | 1,940 | 3,770 | - | 5,010 | 3,450 | - | 6,950 | 5,390 | - | 8,780 |
| Cayuga Community College | | | | | | | | | | |
| 1980-81 | 885 | 1,685 | - | 3,250 | 1,925 | - | 4,135 | 2,810 | - | 4,935 |
| 1981-82 | 984 | 1,884 | - | 3,270 | 2,280 | - | 4,254 | 3,264 | - | 5,154 |
| 1982-83 | 1,074 | 1,964 | - | 3,400 | 2,310 | - | 4,474 | 3,384 | - | 5,364 |
| 1983-84 | 1,126 | 2,166 | - | 3,550 | 2,360 | - | 4,676 | 3,486 | - | 5,716 |
| 1984-85 | 1,126 | 2,166 | - | 3,750 | 2,430 | - | 4,876 | 3,556 | - | 5,916 |
| 1985-86 | 1,209 | 2,329 | - | 3,940 | 2,300 | - | 5,149 | 3,509 | - | 6,269 |
| 1986-87 | 1,322 | 2,522 | - | 4,070 | 2,288 | - | 5,392 | 3,610 | - | 6,592 |
| 1987-88 | 1,421 | 2,731 | - | 4,275 | 3,130 | - | 5,696 | 4,551 | - | 7,006 |
| 1988-89 | 1,455 | 2,805 | - | 4,870 | 2,760 | - | 6,325 | 4,215 | - | 7,675 |
| 1989-90 | 1,419 | 2,769 | - | 4,495 | 3,360 | - | 5,914 | 4,779 | - | 7,264 |
| 1990-91 | 1,459 | 2,809 | - | 5,345 | 3,105 | - | 6,804 | 4,564 | - | 8,154 |
| 1991-92 | 1,833 | 3,483 | - | 5,945 | 3,535 | - | 7,778 | 5,368 | - | 9,428 |
| 1992-93 | 2,063 | 3,943 | - | 6,145 | 3,735 | - | 8,208 | 5,798 | - | 10,088 |
| 1993-94 | 2,179 | 4,169 | - | 5,685 | 3,275 | - | 7,864 | 5,454 | - | 9,854 |

**Trends in Total Undergraduate Costs and Allowances Within Student Budgets
By Residency and Living Arrangement -- 1980/81 to 1993/94
State University of New York**

| Academic Year | Fixed Costs: | | Variable Costs: | | | Fixed + Variable Costs | | | | |
|--|----------------|------------------|---------------------------|-----------------------------|----------------|-------------------------|-----------------------------|----------------|----------------------|-----------------------------|
| | Tuition & Fees | | Room, Board, Books, Other | | | New York State Resident | | | Non-resident | |
| | NYS Resident | Non-NYS Resident | Living in Res. Halls | Living in Non-Inst. Housing | Living at Home | Living in Res. Halls | Living in Non-Inst. Housing | Living at Home | Living in Res. Halls | Living in Non-Inst. Housing |
| Clinton Community College | | | | | | | | | | |
| 1980-81 | 827 | 1,577 | - | 3,170 | 2,165 | - | 3,997 | 2,992 | - | 4,747 |
| 1981-82 | 857 | 1,637 | - | 3,170 | 2,166 | - | 4,027 | 3,023 | - | 4,807 |
| 1982-83 | 977 | 1,877 | - | 3,910 | 2,659 | - | 4,887 | 3,636 | - | 5,787 |
| 1983-84 | 1,087 | 2,087 | - | 4,000 | 2,749 | - | 5,087 | 3,836 | - | 6,087 |
| 1984-85 | 1,137 | 2,187 | - | 4,000 | 2,749 | - | 5,137 | 3,886 | - | 6,187 |
| 1985-86 | 1,137 | 2,187 | - | 4,050 | 2,799 | - | 5,187 | 3,936 | - | 6,237 |
| 1986-87 | 1,187 | 2,287 | - | 4,000 | 2,749 | - | 5,187 | 3,936 | - | 6,287 |
| 1987-88 | 1,247 | 2,397 | - | 4,389 | 3,209 | - | 5,636 | 4,456 | - | 6,786 |
| 1988-89 | 1,297 | 2,497 | - | 5,209 | 3,439 | - | 6,506 | 4,736 | - | 7,706 |
| 1989-90 | 1,353 | 2,603 | - | 5,109 | 3,439 | - | 6,462 | 4,792 | - | 7,712 |
| 1990-91 | 1,408 | 2,708 | - | 5,254 | 3,539 | - | 6,662 | 4,947 | - | 7,962 |
| 1991-92 | 1,509 | 2,909 | - | 5,344 | 3,639 | - | 6,853 | 5,148 | - | 8,253 |
| 1992-93 | 1,708 | 3,308 | - | 5,639 | 3,639 | - | 7,347 | 5,347 | - | 8,947 |
| 1993-94 | 1,845 | 3,580 | - | 5,819 | 3,639 | - | 7,664 | 5,484 | - | 9,399 |
| Columbia-Greene Community College | | | | | | | | | | |
| 1980-81 | 864 | 1,664 | - | 2,700 | 2,100 | - | 3,564 | 2,964 | - | 4,364 |
| 1981-82 | 864 | 1,824 | - | 2,700 | 2,300 | - | 3,564 | 3,164 | - | 4,524 |
| 1982-83 | 1,034 | 2,004 | - | 2,700 | 2,300 | - | 3,734 | 3,334 | - | 4,704 |
| 1983-84 | 1,094 | 2,124 | - | 2,700 | 2,300 | - | 3,794 | 3,394 | - | 4,824 |
| 1984-85 | 1,254 | 2,434 | - | 2,700 | 2,300 | - | 3,954 | 3,554 | - | 5,134 |
| 1985-86 | 1,246 | 2,426 | - | 2,850 | 2,450 | - | 4,096 | 3,696 | - | 5,276 |
| 1986-87 | 1,256 | 2,436 | - | 3,600 | 2,850 | - | 4,856 | 4,106 | - | 6,036 |
| 1987-88 | 1,256 | 2,436 | - | 3,650 | 2,900 | - | 4,906 | 4,156 | - | 6,086 |
| 1988-89 | 1,316 | 2,526 | - | 5,050 | 2,950 | - | 6,366 | 4,266 | - | 7,576 |
| 1989-90 | 1,346 | 2,586 | - | 5,150 | 3,050 | - | 6,496 | 4,396 | - | 7,736 |
| 1990-91 | 1,386 | 2,666 | - | 5,025 | 2,900 | - | 6,411 | 4,286 | - | 7,691 |
| 1991-92 | 1,686 | 3,266 | - | 5,800 | 3,700 | - | 7,486 | 5,386 | - | 9,066 |
| 1992-93 | 1,786 | 3,466 | - | 5,800 | 3,700 | - | 7,586 | 5,486 | - | 9,266 |
| 1993-94 | 1,856 | 3,596 | - | 5,950 | 3,850 | - | 7,806 | 5,706 | - | 9,546 |
| Corning Community College | | | | | | | | | | |
| 1980-81 | 980 | 1,880 | - | 3,650 | 2,065 | - | 4,630 | 3,045 | - | 5,530 |
| 1981-82 | 1,060 | 2,040 | - | 3,525 | 2,295 | - | 4,585 | 3,355 | - | 5,565 |
| 1982-83 | 1,130 | 2,180 | - | 3,950 | 2,475 | - | 5,080 | 3,605 | - | 6,130 |
| 1983-84 | 1,270 | 2,470 | - | 4,260 | 2,475 | - | 5,530 | 3,745 | - | 6,730 |
| 1984-85 | 1,320 | 2,570 | - | 4,260 | 2,475 | - | 5,580 | 3,795 | - | 6,830 |
| 1985-86 | 1,325 | 2,650 | - | 5,565 | 2,375 | - | 6,890 | 3,700 | - | 8,215 |
| 1986-87 | 1,520 | 2,870 | - | 4,160 | 2,375 | - | 5,680 | 3,895 | - | 7,030 |
| 1987-88 | 1,450 | 2,800 | - | 5,270 | 3,680 | - | 6,720 | 5,130 | - | 8,070 |
| 1988-89 | 1,420 | 2,770 | - | 5,070 | 3,730 | - | 6,490 | 5,150 | - | 7,840 |
| 1989-90 | 1,460 | 2,810 | - | 5,130 | 3,530 | - | 6,590 | 4,990 | - | 7,940 |
| 1990-91 | 1,605 | 3,105 | - | 5,130 | 3,530 | - | 6,735 | 5,135 | - | 8,235 |
| 1991-92 | 1,870 | 3,620 | - | 5,304 | 3,604 | - | 7,174 | 5,474 | - | 8,924 |
| 1992-93 | 2,146 | 4,146 | - | 5,305 | 3,605 | - | 7,451 | 5,751 | - | 9,451 |
| 1993-94 | 2,240 | 4,340 | - | 5,335 | 3,680 | - | 7,575 | 5,920 | - | 9,675 |
| Dutchess Community College | | | | | | | | | | |
| 1980-81 | 815 | 1,565 | - | 3,650 | 2,100 | - | 4,465 | 2,915 | - | 5,215 |
| 1981-82 | 865 | 1,665 | - | 3,860 | 2,255 | - | 4,725 | 3,120 | - | 5,525 |
| 1982-83 | 965 | 1,865 | - | 4,500 | 2,490 | - | 5,465 | 3,455 | - | 6,365 |
| 1983-84 | 1,115 | 2,165 | - | 4,415 | 2,575 | - | 5,530 | 3,690 | - | 6,580 |
| 1984-85 | 1,215 | 2,365 | - | 4,800 | 2,660 | - | 6,015 | 3,875 | - | 7,165 |
| 1985-86 | 1,215 | 2,365 | - | 4,950 | 2,750 | - | 6,165 | 3,965 | - | 7,315 |
| 1986-87 | 1,315 | 2,565 | - | 5,000 | 2,790 | - | 6,315 | 4,105 | - | 7,565 |
| 1987-88 | 1,415 | 2,765 | - | 5,000 | 2,790 | - | 6,415 | 4,205 | - | 7,765 |
| 1988-89 | 1,415 | 2,765 | - | 5,050 | 2,840 | - | 6,465 | 4,255 | - | 7,815 |
| 1989-90 | 1,415 | 2,765 | - | 5,325 | 3,025 | - | 6,740 | 4,440 | - | 8,090 |
| 1990-91 | 1,445 | 2,795 | - | 5,700 | 3,200 | - | 7,145 | 4,645 | - | 8,495 |
| 1991-92 | 1,645 | 3,195 | - | 6,025 | 3,425 | - | 7,670 | 5,070 | - | 9,220 |
| 1992-93 | 1,745 | 3,395 | - | 6,030 | 3,430 | - | 7,775 | 5,175 | - | 9,425 |
| 1993-94 | 1,845 | 3,595 | - | 6,885 | 3,545 | - | 8,730 | 5,790 | - | 10,480 |

**Trends in Total Undergraduate Costs and Allowances Within Student Budgets
By Residency and Living Arrangement --- 1980/81 to 1993/94
State University of New York**

| Academic Year | Fixed Costs: | | Variable Costs: | | | Fixed + Variable Costs | | | | |
|--|----------------|------------------|---------------------------|-----------------------------|----------------|-------------------------|-----------------------------|----------------|----------------------|-----------------------------|
| | Tuition & Fees | | Room, Board, Books, Other | | | New York State Resident | | | Non-resident | |
| | NYS Resident | Non-NYS Resident | Living in Res. Halls | Living in Non-Inst. Housing | Living at Home | Living in Res. Halls | Living in Non-Inst. Housing | Living at Home | Living in Res. Halls | Living in Non-Inst. Housing |
| Erie Community College | | | | | | | | | | |
| 1980-81 | 798 | 1,538 | - | 2,690 | 2,070 | - | 3,488 | 2,868 | - | 4,228 |
| 1981-82 | 858 | 1,658 | - | 2,990 | 2,350 | - | 3,848 | 3,208 | - | 4,648 |
| 1982-83 | 930 | 1,800 | - | 3,430 | 2,490 | - | 4,360 | 3,420 | - | 5,230 |
| 1983-84 | 960 | 1,860 | - | 3,580 | 2,590 | - | 4,540 | 3,550 | - | 5,440 |
| 1984-85 | 985 | 2,835 | - | 3,580 | 2,590 | - | 4,565 | 3,575 | - | 6,415 |
| 1985-86 | 1,146 | 3,306 | - | 4,450 | 2,800 | - | 5,596 | 3,946 | - | 7,756 |
| 1986-87 | 1,282 | 3,642 | - | 4,600 | 2,950 | - | 5,882 | 4,232 | - | 8,242 |
| 1987-88 | 1,384 | 2,664 | - | 5,603 | 2,980 | - | 6,987 | 4,364 | - | 8,267 |
| 1988-89 | 1,454 | 2,804 | - | 5,550 | 3,600 | - | 7,004 | 5,054 | - | 8,354 |
| 1989-90 | 1,454 | 2,804 | - | 5,600 | 3,700 | - | 7,054 | 5,154 | - | 8,404 |
| 1990-91 | 1,410 | 2,760 | - | 5,800 | 3,800 | - | 7,210 | 5,210 | - | 8,560 |
| 1991-92 | 1,590 | 3,120 | - | 6,100 | 4,000 | - | 7,690 | 5,590 | - | 9,220 |
| 1992-93 | 1,900 | 3,730 | - | 6,300 | 4,020 | - | 8,200 | 5,920 | - | 10,030 |
| 1993-94 | 2,050 | 4,030 | - | 6,550 | 4,250 | - | 8,600 | 6,300 | - | 10,580 |
| Fashion Institute of Technology | | | | | | | | | | |
| 1980-81 | 980 | 1,880 | 3,630 | 4,850 | 2,200 | 4,610 | 5,830 | 3,180 | 5,510 | 6,730 |
| 1981-82 | 1,010 | 1,910 | 4,200 | 6,200 | 2,820 | 5,210 | 7,210 | 3,830 | 6,110 | 8,110 |
| 1982-83 | 1,160 | 2,210 | 4,425 | 6,545 | 2,980 | 5,585 | 7,705 | 4,140 | 6,635 | 8,755 |
| 1983-84 | 1,310 | 2,510 | 4,825 | 6,825 | 3,220 | 6,135 | 8,135 | 4,530 | 7,335 | 9,335 |
| 1984-85 | 1,500 | 2,850 | 5,160 | 6,865 | 3,320 | 6,660 | 8,365 | 4,820 | 8,010 | 9,715 |
| 1985-86 | 1,500 | 2,850 | 5,360 | 6,875 | 3,270 | 6,860 | 8,375 | 4,770 | 8,210 | 9,725 |
| 1986-87 | 1,500 | 2,850 | 5,537 | 6,350 | 3,350 | 7,037 | 7,850 | 4,850 | 8,387 | 9,200 |
| 1987-88 | 1,500 | 2,850 | 5,982 | 8,090 | 3,850 | 7,482 | 9,590 | 5,350 | 8,832 | 10,940 |
| 1988-89 | 1,500 | 2,850 | 6,315 | 8,090 | 4,000 | 7,815 | 9,590 | 5,500 | 9,165 | 10,940 |
| 1989-90 | 1,560 | 3,460 | 6,995 | 8,540 | 4,100 | 8,555 | 10,100 | 5,660 | 10,455 | 12,000 |
| 1990-91 | 1,710 | 4,060 | 7,398 | 8,700 | 4,300 | 9,108 | 10,410 | 6,010 | 11,458 | 12,760 |
| 1991-92 | 1,960 | 4,360 | 7,520 | 8,700 | 4,400 | 9,480 | 10,660 | 6,360 | 11,880 | 13,060 |
| 1992-93 | 2,210 | 4,860 | 7,455 | 8,700 | 4,400 | 9,665 | 10,910 | 6,610 | 12,315 | 13,560 |
| 1993-94 | 2,310 | 5,410 | 7,600 | 8,800 | 4,400 | 9,910 | 11,110 | 6,710 | 13,010 | 14,210 |
| Finger Lakes Community College | | | | | | | | | | |
| 1980-81 | 921 | 1,681 | - | 2,835 | 1,750 | - | 3,756 | 2,671 | - | 4,516 |
| 1981-82 | 1,005 | 1,917 | - | 2,890 | 2,080 | - | 3,895 | 3,085 | - | 4,807 |
| 1982-83 | 1,029 | 1,965 | - | 2,995 | 1,845 | - | 4,024 | 2,874 | - | 4,960 |
| 1983-84 | 1,210 | 2,310 | - | 3,470 | 2,270 | - | 4,680 | 3,480 | - | 5,780 |
| 1984-85 | 1,334 | 2,558 | - | 3,607 | 2,257 | - | 4,941 | 3,591 | - | 6,165 |
| 1985-86 | 1,334 | 2,558 | - | 3,616 | 2,266 | - | 4,950 | 3,600 | - | 6,174 |
| 1986-87 | 1,406 | 2,702 | - | 3,566 | 2,244 | - | 4,972 | 3,650 | - | 6,268 |
| 1987-88 | 1,464 | 2,808 | - | 4,436 | 2,386 | - | 5,900 | 3,850 | - | 7,244 |
| 1988-89 | 1,470 | 2,820 | - | 4,530 | 2,530 | - | 6,000 | 4,000 | - | 7,350 |
| 1989-90 | 1,470 | 2,820 | - | 4,855 | 2,905 | - | 6,325 | 4,375 | - | 7,675 |
| 1990-91 | 1,470 | 2,820 | - | 5,330 | 3,030 | - | 6,800 | 4,500 | - | 8,150 |
| 1991-92 | 1,775 | 3,425 | - | 5,530 | 3,350 | - | 7,305 | 5,125 | - | 8,955 |
| 1992-93 | 1,910 | 3,690 | - | 5,610 | 3,380 | - | 7,520 | 5,290 | - | 9,300 |
| 1993-94 | 2,010 | 3,890 | - | 5,900 | 3,380 | - | 7,910 | 5,390 | - | 9,790 |
| Fulton-Montgomery Community College | | | | | | | | | | |
| 1980-81 | 920 | 1,770 | - | 2,800 | 1,200 | - | 3,720 | 2,120 | - | 4,570 |
| 1981-82 | 933 | 1,783 | - | 3,100 | 2,000 | - | 4,033 | 2,933 | - | 4,883 |
| 1982-83 | 933 | 1,783 | - | 3,245 | 2,175 | - | 4,178 | 3,108 | - | 5,028 |
| 1983-84 | 933 | 1,783 | - | 3,245 | 2,175 | - | 4,178 | 3,108 | - | 5,028 |
| 1984-85 | 1,073 | 2,063 | - | 3,245 | 2,175 | - | 4,318 | 3,248 | - | 5,308 |
| 1985-86 | 1,073 | 2,063 | - | 3,445 | 2,175 | - | 4,518 | 3,248 | - | 5,508 |
| 1986-87 | 1,243 | 2,393 | - | 3,445 | 2,175 | - | 4,688 | 3,418 | - | 5,838 |
| 1987-88 | 1,368 | 2,643 | - | 3,845 | 2,175 | - | 5,213 | 3,543 | - | 6,488 |
| 1988-89 | 1,443 | 2,793 | - | 4,155 | 2,780 | - | 5,598 | 4,223 | - | 6,948 |
| 1989-90 | 1,446 | 2,796 | - | 4,125 | 2,750 | - | 5,571 | 4,196 | - | 6,921 |
| 1990-91 | 1,446 | 2,796 | - | 4,125 | 2,750 | - | 5,571 | 4,196 | - | 6,921 |
| 1991-92 | 1,847 | 3,597 | - | 4,910 | 3,110 | - | 6,757 | 4,957 | - | 8,507 |
| 1992-93 | 1,997 | 3,897 | - | 5,260 | 3,460 | - | 7,257 | 5,457 | - | 9,157 |
| 1993-94 | 2,071 | 4,045 | - | 5,260 | 3,460 | - | 7,331 | 5,531 | - | 9,305 |

**Trends in Total Undergraduate Costs and Allowances Within Student Budgets
By Residency and Living Arrangement -- 1980/81 to 1993/94
State University of New York**

| Academic Year | Fixed Costs: | | Variable Costs: | | | Fixed + Variable Costs | | | | |
|--|----------------|------------------|---------------------------|-----------------------------|----------------|-------------------------|-----------------------------|----------------|----------------------|-----------------------------|
| | Tuition & Fees | | Room, Board, Books, Other | | | New York State Resident | | | Non-resident | |
| | NYS Resident | Non-NYS Resident | Living in Res. Halls | Living in Non-Inst. Housing | Living at Home | Living in Res. Halls | Living in Non-Inst. Housing | Living at Home | Living in Res. Halls | Living in Non-Inst. Housing |
| Genesee Community College | | | | | | | | | | |
| 1980-81 | 768 | 1,468 | - | 2,830 | 2,230 | - | 3,598 | 2,998 | - | 4,298 |
| 1981-82 | 871 | 1,671 | - | 2,730 | 2,630 | - | 3,601 | 3,501 | - | 4,401 |
| 1982-83 | 870 | 1,670 | - | 2,930 | 2,130 | - | 3,800 | 3,000 | - | 4,600 |
| 1983-84 | 970 | 1,870 | - | 2,980 | 1,980 | - | 3,950 | 2,950 | - | 4,850 |
| 1984-85 | 1,071 | 2,071 | - | 2,930 | 1,930 | - | 4,001 | 3,001 | - | 5,001 |
| 1985-86 | 1,188 | 2,288 | - | 3,270 | 2,120 | - | 4,458 | 3,308 | - | 5,558 |
| 1986-87 | 1,293 | 2,493 | - | 3,520 | 2,120 | - | 4,813 | 3,413 | - | 6,013 |
| 1987-88 | 1,301 | 2,501 | - | 3,500 | 3,020 | - | 4,801 | 4,321 | - | 6,001 |
| 1988-89 | 1,301 | 2,501 | - | 3,800 | 3,050 | - | 5,101 | 4,351 | - | 6,301 |
| 1989-90 | 1,351 | 2,601 | - | 4,100 | 3,100 | - | 5,451 | 4,451 | - | 6,701 |
| 1990-91 | 1,350 | 2,600 | - | 4,500 | 3,150 | - | 5,850 | 4,500 | - | 7,100 |
| 1991-92 | 1,674 | 3,224 | - | 4,790 | 3,190 | - | 6,464 | 4,864 | - | 8,014 |
| 1992-93 | 1,950 | 3,750 | - | 4,850 | 3,250 | - | 6,800 | 5,200 | - | 8,600 |
| 1993-94 | 2,050 | 2,250 | - | 5,050 | 3,250 | - | 7,100 | 5,300 | - | 7,300 |
| Herkimer Community College | | | | | | | | | | |
| 1980-81 | 670 | 1,270 | - | 2,500 | 1,850 | - | 3,170 | 2,520 | - | 3,770 |
| 1981-82 | 670 | 1,270 | - | 2,700 | 2,050 | - | 3,370 | 2,720 | - | 3,970 |
| 1982-83 | 680 | 1,280 | - | 2,700 | 2,050 | - | 3,380 | 2,730 | - | 3,980 |
| 1983-84 | 860 | 1,640 | - | 3,050 | 2,000 | - | 3,910 | 2,860 | - | 4,690 |
| 1984-85 | 940 | 1,800 | - | 3,250 | 2,450 | - | 4,190 | 3,390 | - | 5,050 |
| 1985-86 | 1,050 | 2,010 | - | 3,350 | 2,450 | - | 4,400 | 3,500 | - | 5,360 |
| 1986-87 | 1,150 | 2,210 | - | 3,350 | 2,450 | - | 4,500 | 3,600 | - | 5,560 |
| 1987-88 | 1,255 | 2,405 | - | 3,500 | 2,600 | - | 4,755 | 3,855 | - | 5,905 |
| 1988-89 | 1,345 | 2,570 | - | 4,150 | 2,950 | - | 5,495 | 4,295 | - | 6,720 |
| 1989-90 | 1,470 | 2,820 | - | 4,350 | 3,100 | - | 5,820 | 4,570 | - | 7,170 |
| 1990-91 | 1,470 | 2,820 | - | 4,650 | 3,300 | - | 6,120 | 4,770 | - | 7,470 |
| 1991-92 | 1,630 | 3,130 | - | 5,340 | 3,590 | - | 6,970 | 5,220 | - | 8,470 |
| 1992-93 | 1,840 | 3,540 | - | 5,870 | 3,520 | - | 7,710 | 5,360 | - | 9,410 |
| 1993-94 | 2,060 | 4,880 | - | 5,890 | 3,540 | - | 7,950 | 5,600 | - | 10,770 |
| Hudson Valley Community College | | | | | | | | | | |
| 1980-81 | 848 | 1,598 | - | 3,020 | 1,565 | - | 3,868 | 2,413 | - | 4,618 |
| 1981-82 | 848 | 1,598 | - | 3,565 | 1,898 | - | 4,413 | 2,746 | - | 5,163 |
| 1982-83 | 948 | 1,998 | - | 3,000 | 2,274 | - | 3,948 | 3,222 | - | 4,998 |
| 1983-84 | 1,088 | 2,278 | - | 3,300 | 2,439 | - | 4,388 | 3,527 | - | 5,578 |
| 1984-85 | 1,165 | 2,455 | - | 3,550 | 2,699 | - | 4,715 | 3,864 | - | 6,005 |
| 1985-86 | 1,165 | 2,455 | - | 3,720 | 2,785 | - | 4,885 | 3,950 | - | 6,175 |
| 1986-87 | 1,279 | 2,659 | - | 3,950 | 2,900 | - | 5,229 | 4,179 | - | 6,609 |
| 1987-88 | 1,279 | 2,659 | - | 3,950 | 2,900 | - | 5,229 | 4,179 | - | 6,609 |
| 1988-89 | 1,279 | 2,659 | - | 4,050 | 3,000 | - | 5,329 | 4,279 | - | 6,709 |
| 1989-90 | 1,279 | 2,659 | - | 4,050 | 3,000 | - | 5,329 | 4,279 | - | 6,709 |
| 1990-91 | 1,279 | 2,659 | - | 4,425 | 3,275 | - | 5,704 | 4,554 | - | 7,084 |
| 1991-92 | 1,409 | 2,909 | - | 4,750 | 3,450 | - | 6,159 | 4,859 | - | 7,659 |
| 1992-93 | 1,562 | 3,212 | - | 4,925 | 3,575 | - | 6,487 | 5,137 | - | 8,137 |
| 1993-94 | 1,661 | 3,411 | - | 5,050 | 3,650 | - | 6,711 | 5,311 | - | 8,461 |
| Jamestown Community College | | | | | | | | | | |
| 1980-81 | 830 | 1,610 | - | 2,300 | 1,750 | - | 3,130 | 2,580 | - | 3,910 |
| 1981-82 | 860 | 1,670 | - | 3,200 | 2,300 | - | 4,060 | 3,160 | - | 4,870 |
| 1982-83 | 982 | 1,882 | - | 3,490 | 2,500 | - | 4,472 | 3,482 | - | 5,372 |
| 1983-84 | 1,132 | 2,182 | - | 3,490 | 2,500 | - | 4,622 | 3,632 | - | 5,672 |
| 1984-85 | 1,150 | 2,200 | - | 3,490 | 2,500 | - | 4,640 | 3,650 | - | 5,690 |
| 1985-86 | 1,192 | 2,292 | - | 3,490 | 2,500 | - | 4,682 | 3,692 | - | 5,782 |
| 1986-87 | 1,296 | 2,496 | - | 3,750 | 2,450 | - | 5,046 | 3,746 | - | 6,246 |
| 1987-88 | 1,415 | 2,715 | - | 3,850 | 2,550 | - | 5,265 | 3,965 | - | 6,565 |
| 1988-89 | 1,468 | 2,818 | - | 3,788 | 2,588 | - | 5,256 | 4,056 | - | 6,606 |
| 1989-90 | 1,510 | 2,860 | - | 3,750 | 2,550 | - | 5,260 | 4,060 | - | 6,610 |
| 1990-91 | 1,500 | 2,850 | - | 3,850 | 2,650 | - | 5,350 | 4,150 | - | 6,700 |
| 1991-92 | 1,800 | 3,400 | - | 4,600 | 3,400 | - | 6,400 | 5,200 | - | 8,000 |
| 1992-93 | 2,025 | 3,825 | - | 4,600 | 3,400 | - | 6,625 | 5,425 | - | 8,425 |
| 1993-94 | 2,180 | 4,160 | - | 5,550 | 3,550 | - | 7,730 | 5,730 | - | 9,710 |

**Trends in Total Undergraduate Costs and Allowances Within Student Budgets
By Residency and Living Arrangement -- 1980/81 to 1993/94
State University of New York**

| Academic Year | Fixed Costs: | | Variable Costs: | | | Fixed + Variable Costs | | | | |
|--|----------------|------------------|----------------------------|-----------------------------|----------------|-------------------------|-----------------------------|----------------|----------------------|-----------------------------|
| | Tuition & Fees | | Rec'n, Board, Books, Other | | | New York State Resident | | | Non-resident | |
| | NYS Resident | Non-NYS Resident | Living in Res. Halls | Living in Non-Inst. Housing | Living at Home | Living in Res. Halls | Living in Non-Inst. Housing | Living at Home | Living in Res. Halls | Living in Non-Inst. Housing |
| Jefferson Community College | | | | | | | | | | |
| 1980-81 | 940 | 1,780 | - | 2,450 | 1,700 | - | 3,390 | 2,640 | - | 4,230 |
| 1981-82 | 990 | 1,890 | - | 2,810 | 2,110 | - | 3,800 | 3,100 | - | 4,700 |
| 1982-83 | 1,080 | 2,060 | - | 2,810 | 2,110 | - | 3,890 | 3,190 | - | 4,870 |
| 1983-84 | 1,220 | 2,340 | - | 2,810 | 2,110 | - | 4,030 | 3,330 | - | 5,150 |
| 1984-85 | 1,298 | 2,498 | - | 3,690 | 2,180 | - | 4,988 | 3,478 | - | 6,188 |
| 1985-86 | 1,384 | 1,384 | - | 3,690 | 2,180 | - | 5,074 | 3,564 | - | 5,074 |
| 1986-87 | 1,448 | 1,448 | - | 3,680 | 2,180 | - | 5,128 | 3,628 | - | 5,128 |
| 1987-88 | 1,465 | 1,465 | - | 3,690 | 2,345 | - | 5,155 | 3,810 | - | 5,155 |
| 1988-89 | 1,426 | 1,426 | - | 4,734 | 2,580 | - | 6,160 | 4,006 | - | 6,160 |
| 1989-90 | 1,471 | 2,821 | - | 4,660 | 4,310 | - | 6,131 | 5,781 | - | 7,481 |
| 1990-91 | 1,487 | 2,837 | - | 6,160 | 5,410 | - | 7,647 | 6,897 | - | 8,997 |
| 1991-92 | 1,539 | 2,939 | - | 5,064 | 3,410 | - | 6,603 | 4,949 | - | 8,003 |
| 1992-93 | 1,676 | 3,140 | - | 5,064 | 3,410 | - | 6,740 | 5,086 | - | 8,204 |
| 1993-94 | 1,833 | 3,441 | - | 5,164 | 3,510 | - | 6,997 | 5,343 | - | 8,605 |
| Mohawk Valley Community College | | | | | | | | | | |
| 1980-81 | 885 | 1,695 | 2,664 | 2,571 | 1,800 | 3,549 | 3,456 | 2,685 | 4,359 | 4,266 |
| 1981-82 | 975 | 1,875 | 2,759 | 3,350 | 2,250 | 3,734 | 4,325 | 3,225 | 4,634 | 5,225 |
| 1982-83 | 1,074 | 2,074 | 3,070 | 3,670 | 2,350 | 4,144 | 4,744 | 3,424 | 5,144 | 5,744 |
| 1983-84 | 1,235 | 3,535 | 3,285 | 3,775 | 2,375 | 4,520 | 5,010 | 3,610 | 6,820 | 7,310 |
| 1984-85 | 1,235 | 3,535 | 3,415 | 4,075 | 2,325 | 4,650 | 5,310 | 3,560 | 6,950 | 7,610 |
| 1985-86 | 1,237 | 2,387 | 3,560 | 4,310 | 2,400 | 4,797 | 5,547 | 3,637 | 5,947 | 6,697 |
| 1986-87 | 1,341 | 2,591 | 3,720 | 4,385 | 2,425 | 5,061 | 5,726 | 3,766 | 6,311 | 6,976 |
| 1987-88 | 1,397 | 2,697 | 4,035 | 4,685 | 2,575 | 5,432 | 6,082 | 3,972 | 6,732 | 7,382 |
| 1988-89 | 1,447 | 2,797 | 4,330 | 4,840 | 3,000 | 5,777 | 6,287 | 4,447 | 7,127 | 7,637 |
| 1989-90 | 1,451 | 2,801 | 4,447 | 5,075 | 3,075 | 5,898 | 6,526 | 4,526 | 7,248 | 7,876 |
| 1990-91 | 1,451 | 2,801 | 4,800 | 5,430 | 3,280 | 6,251 | 6,881 | 4,731 | 7,601 | 8,231 |
| 1991-92 | 1,811 | 3,511 | 5,451 | 5,953 | 3,663 | 7,262 | 7,764 | 5,474 | 8,962 | 9,464 |
| 1992-93 | 2,111 | 4,111 | 5,676 | 6,199 | 3,789 | 7,787 | 8,310 | 5,900 | 9,787 | 10,310 |
| 1993-94 | 2,215 | 4,315 | 6,424 | 6,862 | 4,502 | 8,639 | 9,077 | 6,717 | 10,739 | 11,177 |
| Monroe Community College | | | | | | | | | | |
| 1980-81 | 960 | 1,860 | - | 3,090 | 1,990 | - | 4,050 | 2,950 | - | 4,950 |
| 1981-82 | 962 | 1,862 | - | 3,240 | 2,115 | - | 4,202 | 3,077 | - | 5,102 |
| 1982-83 | 1,062 | 2,062 | - | 3,690 | 2,565 | - | 4,752 | 3,627 | - | 5,752 |
| 1983-84 | 1,222 | 2,382 | - | 3,490 | 2,365 | - | 4,712 | 3,587 | - | 5,872 |
| 1984-85 | 1,222 | 2,382 | - | 3,490 | 2,365 | - | 4,712 | 3,587 | - | 5,872 |
| 1985-86 | 1,284 | 2,484 | - | 3,545 | 3,545 | - | 4,829 | 4,829 | - | 6,029 |
| 1986-87 | 1,364 | 2,644 | - | 4,105 | 2,580 | - | 5,469 | 3,944 | - | 6,749 |
| 1987-88 | 1,449 | 2,799 | - | 4,430 | 3,030 | - | 5,879 | 4,479 | - | 7,229 |
| 1988-89 | 1,434 | 2,784 | - | 4,330 | 3,330 | - | 5,764 | 4,764 | - | 7,114 |
| 1989-90 | 1,448 | 2,798 | - | 4,330 | 3,330 | - | 5,778 | 4,778 | - | 7,128 |
| 1990-91 | 1,534 | 2,964 | - | 4,930 | 3,330 | - | 6,464 | 4,864 | - | 7,894 |
| 1991-92 | 1,872 | 3,622 | - | 5,125 | 3,525 | - | 6,997 | 5,397 | - | 8,747 |
| 1992-93 | 2,200 | 4,175 | - | 5,125 | 3,525 | - | 7,325 | 5,725 | - | 9,300 |
| 1993-94 | 2,284 | 4,384 | - | 5,355 | 3,665 | - | 7,639 | 5,949 | - | 9,739 |
| Nassau Community College | | | | | | | | | | |
| 1980-81 | 950 | 1,850 | - | - | 1,700 | - | - | 2,650 | - | - |
| 1981-82 | 950 | 1,850 | - | - | 1,600 | - | - | 2,550 | - | - |
| 1982-83 | 960 | 1,860 | - | - | 2,200 | - | - | 3,160 | - | - |
| 1983-84 | 1,110 | 2,160 | - | - | 2,580 | - | - | 3,690 | - | - |
| 1984-85 | 1,220 | 2,370 | - | 3,100 | 3,100 | - | 4,320 | 4,320 | - | 5,470 |
| 1985-86 | 1,300 | 2,530 | - | 3,350 | 3,350 | - | 4,650 | 4,650 | - | 5,880 |
| 1986-87 | 1,450 | 2,780 | - | 3,600 | 3,600 | - | 5,050 | 5,050 | - | 6,380 |
| 1987-88 | 1,520 | 2,870 | - | 4,300 | 4,300 | - | 5,820 | 5,820 | - | 7,170 |
| 1988-89 | 1,489 | 2,839 | - | 4,550 | 4,550 | - | 6,039 | 6,039 | - | 7,389 |
| 1989-90 | 1,500 | 2,850 | - | 5,210 | 5,210 | - | 6,710 | 6,710 | - | 8,060 |
| 1990-91 | 1,610 | 3,060 | - | 8,950 | 5,480 | - | 10,560 | 7,090 | - | 12,010 |
| 1991-92 | 1,814 | 3,464 | - | 9,148 | 5,590 | - | 10,962 | 7,404 | - | 12,612 |
| 1992-93 | 2,018 | 3,868 | - | 7,709 | 5,194 | - | 9,727 | 7,212 | - | 11,577 |
| 1993-94 | 2,017 | 3,867 | - | 5,267 | 5,267 | - | 7,284 | 7,284 | - | 9,134 |

**Trends in Total Undergraduate Costs and Allowances Within Student Budgets
By Residency and Living Arrangement -- 1980/81 to 1993/94
State University of New York**

| Academic Year | Fixed Costs: | | Variable Costs: | | | Fixed + Variable Costs | | | | |
|--|----------------|------------------|---------------------------|-----------------------------|----------------|-------------------------|-----------------------------|----------------|----------------------|-----------------------------|
| | Tuition & Fees | | Room, Board, Books, Other | | | New York State Resident | | | Non-resident | |
| | NYS Resident | Non-NYS Resident | Living in Res. Halls | Living in Non-Inst. Housing | Living at Home | Living in Res. Halls | Living in Non-Inst. Housing | Living at Home | Living in Res. Halls | Living in Non-Inst. Housing |
| Niagara Community College | | | | | | | | | | |
| 1980-81 | 850 | 1,650 | - | 2,775 | 2,475 | - | 3,625 | 3,325 | - | 4,425 |
| 1981-82 | 850 | 1,650 | - | 2,825 | 2,525 | - | 3,675 | 3,375 | - | 4,475 |
| 1982-83 | 920 | 2,010 | - | 2,925 | 2,575 | - | 3,845 | 3,495 | - | 4,935 |
| 1983-84 | 1,100 | 2,150 | - | 2,925 | 2,575 | - | 4,025 | 3,675 | - | 5,075 |
| 1984-85 | 1,100 | 2,150 | - | 2,950 | 2,600 | - | 4,050 | 3,700 | - | 5,100 |
| 1985-86 | 1,100 | 2,150 | - | 2,900 | 2,600 | - | 4,000 | 3,700 | - | 5,050 |
| 1986-87 | 1,200 | 2,330 | - | 2,925 | 2,625 | - | 4,125 | 3,825 | - | 5,255 |
| 1987-88 | 1,190 | 2,320 | - | 2,975 | 2,675 | - | 4,165 | 3,865 | - | 5,295 |
| 1988-89 | 1,340 | 2,620 | - | 5,175 | 3,375 | - | 6,515 | 4,715 | - | 7,795 |
| 1989-90 | 1,340 | 2,620 | - | 5,200 | 3,100 | - | 6,540 | 4,440 | - | 7,820 |
| 1990-91 | 1,350 | 2,630 | - | 5,200 | 3,100 | - | 6,550 | 4,450 | - | 7,830 |
| 1991-92 | 1,680 | 3,280 | - | 5,225 | 3,125 | - | 6,905 | 4,805 | - | 8,505 |
| 1992-93 | 1,780 | 3,480 | - | 5,320 | 3,220 | - | 7,100 | 5,000 | - | 8,800 |
| 1993-94 | 2,050 | 4,020 | - | 5,355 | 3,255 | - | 7,405 | 5,305 | - | 9,375 |
| North Country Community College | | | | | | | | | | |
| 1980-81 | 882 | 1,672 | - | 2,700 | 2,250 | - | 3,582 | 3,132 | - | 4,372 |
| 1981-82 | 893 | 1,683 | - | 3,100 | 2,450 | - | 3,993 | 3,343 | - | 4,783 |
| 1982-83 | 1,003 | 1,903 | - | 3,350 | 2,500 | - | 4,353 | 3,503 | - | 5,253 |
| 1983-84 | 1,028 | 1,953 | - | 3,850 | 2,600 | - | 4,878 | 3,628 | - | 5,803 |
| 1984-85 | 1,200 | 2,300 | - | 3,775 | 2,800 | - | 4,975 | 4,000 | - | 6,075 |
| 1985-86 | 1,255 | 2,405 | - | 3,900 | 2,800 | - | 5,155 | 4,055 | - | 6,305 |
| 1986-87 | 1,355 | 2,605 | - | 4,000 | 2,800 | - | 5,355 | 4,155 | - | 6,605 |
| 1987-88 | 1,430 | 2,755 | - | 4,170 | 2,970 | - | 5,600 | 4,400 | - | 6,925 |
| 1988-89 | 1,430 | 2,755 | - | 4,250 | 3,050 | - | 5,680 | 4,480 | - | 7,005 |
| 1989-90 | 1,455 | 2,805 | - | 4,645 | 3,045 | - | 6,100 | 4,500 | - | 7,450 |
| 1990-91 | 1,455 | 2,805 | - | 5,145 | 3,345 | - | 6,600 | 4,800 | - | 7,950 |
| 1991-92 | 1,705 | 3,305 | - | 5,495 | 3,845 | - | 7,200 | 5,550 | - | 8,800 |
| 1992-93 | 1,905 | 3,705 | - | 5,595 | 3,845 | - | 7,500 | 5,750 | - | 9,300 |
| 1993-94 | 2,115 | 4,115 | - | 5,885 | 3,885 | - | 8,000 | 6,000 | - | 10,000 |
| Onondaga Community College | | | | | | | | | | |
| 1980-81 | 870 | 1,690 | - | 3,210 | 1,750 | - | 4,080 | 2,620 | - | 4,900 |
| 1981-82 | 1,026 | 2,002 | - | 3,830 | 2,350 | - | 4,856 | 3,376 | - | 5,832 |
| 1982-83 | 1,076 | 2,102 | - | 3,830 | 2,350 | - | 4,906 | 3,426 | - | 5,932 |
| 1983-84 | 1,100 | 3,200 | - | 4,250 | 2,500 | - | 5,350 | 3,600 | - | 7,450 |
| 1984-85 | 1,206 | 3,490 | - | 4,100 | 2,500 | - | 5,306 | 3,706 | - | 7,590 |
| 1985-86 | 1,264 | 3,664 | - | 4,070 | 2,500 | - | 5,334 | 3,764 | - | 7,734 |
| 1986-87 | 1,364 | 3,964 | - | 4,070 | 2,500 | - | 5,434 | 3,864 | - | 8,034 |
| 1987-88 | 1,414 | 4,114 | - | 4,120 | 2,550 | - | 5,534 | 3,964 | - | 8,234 |
| 1988-89 | 1,426 | 4,126 | - | 4,120 | 2,950 | - | 5,546 | 4,376 | - | 8,246 |
| 1989-90 | 1,434 | 4,134 | - | 5,685 | 3,000 | - | 7,119 | 4,434 | - | 9,819 |
| 1990-91 | 1,434 | 4,134 | - | 5,685 | 4,470 | - | 7,119 | 5,904 | - | 9,819 |
| 1991-92 | 1,632 | 4,712 | - | 5,685 | 4,470 | - | 7,317 | 6,102 | - | 10,397 |
| 1992-93 | 1,842 | 5,342 | - | 6,791 | 4,901 | - | 8,633 | 6,743 | - | 12,133 |
| 1993-94 | 2,092 | 6,092 | - | 7,312 | 5,187 | - | 9,404 | 7,279 | - | 13,404 |
| Orange Community College | | | | | | | | | | |
| 1980-81 | 965 | 1,865 | - | 2,885 | 2,235 | - | 3,850 | 3,200 | - | 4,750 |
| 1981-82 | 965 | 1,865 | - | 3,255 | 2,535 | - | 4,220 | 3,500 | - | 5,120 |
| 1982-83 | 1,115 | 2,165 | - | 3,435 | 2,585 | - | 4,550 | 3,700 | - | 5,600 |
| 1983-84 | 1,217 | 2,369 | - | 3,727 | 2,607 | - | 4,944 | 3,824 | - | 6,096 |
| 1984-85 | 1,317 | 2,569 | - | 3,883 | 2,677 | - | 5,200 | 3,994 | - | 6,452 |
| 1985-86 | 1,337 | 2,589 | - | 3,963 | 2,813 | - | 5,300 | 4,150 | - | 6,552 |
| 1986-87 | 1,337 | 2,589 | - | 4,013 | 2,863 | - | 5,350 | 4,200 | - | 6,602 |
| 1987-88 | 1,385 | 2,685 | - | 4,113 | 2,913 | - | 5,498 | 4,298 | - | 6,798 |
| 1988-89 | 1,435 | 2,785 | - | 4,110 | 2,910 | - | 5,545 | 4,345 | - | 6,895 |
| 1989-90 | 1,435 | 2,785 | - | 5,165 | 3,665 | - | 6,600 | 5,100 | - | 7,950 |
| 1990-91 | 1,435 | 2,785 | - | 5,165 | 3,665 | - | 6,600 | 5,100 | - | 7,950 |
| 1991-92 | 1,750 | 3,400 | - | 6,555 | 4,505 | - | 8,305 | 6,255 | - | 9,955 |
| 1992-93 | 1,835 | 3,585 | - | 6,555 | 4,505 | - | 8,390 | 6,340 | - | 10,140 |
| 1993-94 | 1,885 | 3,685 | - | 6,265 | 3,865 | - | 8,150 | 5,750 | - | 9,950 |

**Trends in Total Undergraduate Costs and Allowances Within Student Budgets
By Residency and Living Arrangement -- 1980/81 to 1993/94
State University of New York**

| Academic Year | Fixed Costs: | | Variable Costs: | | | Fixed + Variable Costs | | | | |
|--------------------------------------|----------------|------------------|---------------------------|-----------------------------|----------------|-------------------------|-----------------------------|----------------|----------------------|-----------------------------|
| | Tuition & Fees | | Room, Board, Books, Other | | | New York State Resident | | | Non-resident | |
| | NYS Resident | Non-NYS Resident | Living in Res. Halls | Living in Non-Inst. Housing | Living at Home | Living in Res. Halls | Living in Non-Inst. Housing | Living at Home | Living in Res. Halls | Living in Non-Inst. Housing |
| Rockland Community College | | | | | | | | | | |
| 1980-81 | 864 | 1,684 | - | 4,040 | 2,540 | - | 4,904 | 3,404 | - | 5,724 |
| 1981-82 | 910 | 1,770 | - | 4,490 | 2,710 | - | 5,400 | 3,620 | - | 6,260 |
| 1982-83 | 950 | 1,850 | - | 4,708 | 2,768 | - | 5,658 | 3,718 | - | 6,558 |
| 1983-84 | 1,166 | 2,266 | - | 5,041 | 2,716 | - | 6,207 | 3,882 | - | 7,307 |
| 1984-85 | 1,166 | 2,266 | - | 5,210 | 2,750 | - | 6,376 | 3,916 | - | 7,476 |
| 1985-86 | 1,184 | 2,304 | - | 5,388 | 2,750 | - | 6,572 | 3,934 | - | 7,692 |
| 1986-87 | 1,184 | 2,304 | - | 5,538 | 2,750 | - | 6,722 | 3,934 | - | 7,842 |
| 1987-88 | 1,315 | 2,515 | - | 5,538 | 2,850 | - | 6,853 | 4,165 | - | 8,053 |
| 1988-89 | 1,401 | 2,701 | - | 7,550 | 3,200 | - | 8,951 | 4,601 | - | 10,251 |
| 1989-90 | 1,451 | 2,801 | - | 7,784 | 3,400 | - | 9,235 | 4,851 | - | 10,585 |
| 1990-91 | 1,451 | 2,801 | - | 8,248 | 3,500 | - | 9,699 | 4,951 | - | 11,049 |
| 1991-92 | 1,871 | 3,621 | - | 8,740 | 3,700 | - | 10,611 | 5,571 | - | 12,361 |
| 1992-93 | 2,070 | 4,020 | - | 8,840 | 3,800 | - | 10,910 | 5,870 | - | 12,860 |
| 1993-94 | 2,257 | 4,307 | - | 8,840 | 3,800 | - | 11,097 | 6,057 | - | 13,147 |
| Schenectady Community College | | | | | | | | | | |
| 1980-81 | 922 | 1,762 | - | 2,710 | 1,810 | - | 3,632 | 2,732 | - | 4,472 |
| 1981-82 | 963 | 1,843 | - | 3,070 | 2,025 | - | 4,033 | 2,988 | - | 4,913 |
| 1982-83 | 1,063 | 2,043 | - | 3,196 | 2,050 | - | 4,259 | 3,113 | - | 5,239 |
| 1983-84 | 1,183 | 2,283 | - | 3,308 | 2,050 | - | 4,491 | 3,233 | - | 5,591 |
| 1984-85 | 1,183 | 2,283 | - | 3,426 | 2,050 | - | 4,609 | 3,233 | - | 5,709 |
| 1985-86 | 1,185 | 2,285 | - | 3,800 | 2,450 | - | 4,985 | 3,635 | - | 6,085 |
| 1986-87 | 1,293 | 2,483 | - | 5,200 | 2,800 | - | 6,493 | 4,093 | - | 7,683 |
| 1987-88 | 1,353 | 2,603 | - | 5,270 | 2,850 | - | 6,623 | 4,203 | - | 7,873 |
| 1988-89 | 1,453 | 2,803 | - | 5,420 | 3,050 | - | 6,873 | 4,503 | - | 8,223 |
| 1989-90 | 1,408 | 2,758 | - | 5,620 | 3,300 | - | 7,028 | 4,708 | - | 8,378 |
| 1990-91 | 1,483 | 2,908 | - | 5,920 | 3,650 | - | 7,403 | 5,133 | - | 8,828 |
| 1991-92 | 1,653 | 3,203 | - | 5,970 | 3,750 | - | 7,623 | 5,403 | - | 9,173 |
| 1992-93 | 1,853 | 3,603 | - | 5,970 | 3,750 | - | 7,823 | 5,603 | - | 9,573 |
| 1993-94 | 1,893 | 3,683 | - | 7,720 | 4,100 | - | 9,613 | 5,993 | - | 11,403 |
| Suffolk Community College | | | | | | | | | | |
| 1980-81 | 866 | 1,656 | - | - | 2,244 | - | - | 3,110 | - | - |
| 1981-82 | 916 | 1,756 | - | - | 2,486 | - | - | 3,402 | - | - |
| 1982-83 | 938 | 1,798 | - | - | 2,486 | - | - | 3,424 | - | - |
| 1983-84 | 1,058 | 2,028 | - | - | 2,748 | - | - | 3,806 | - | - |
| 1984-85 | 1,196 | 2,256 | - | 5,874 | 3,126 | - | 7,070 | 4,322 | - | 8,130 |
| 1985-86 | 1,306 | 2,466 | - | 7,206 | 3,028 | - | 8,512 | 4,334 | - | 9,672 |
| 1986-87 | 1,376 | 2,636 | - | 8,316 | 3,366 | - | 9,692 | 4,742 | - | 10,952 |
| 1987-88 | 1,488 | 2,828 | - | 8,316 | 3,366 | - | 9,804 | 4,854 | - | 11,144 |
| 1988-89 | 1,458 | 2,808 | - | 10,260 | 4,360 | - | 11,718 | 5,818 | - | 13,068 |
| 1989-90 | 1,458 | 2,808 | - | 6,360 | 4,360 | - | 7,818 | 5,818 | - | 9,168 |
| 1990-91 | 1,460 | 2,810 | - | 6,534 | 4,484 | - | 7,994 | 5,944 | - | 9,344 |
| 1991-92 | 1,702 | 3,272 | - | 6,700 | 4,650 | - | 8,402 | 6,352 | - | 9,972 |
| 1992-93 | 1,966 | 3,816 | - | 6,700 | 4,650 | - | 8,666 | 6,616 | - | 10,516 |
| 1993-94 | 1,972 | 3,822 | - | 6,700 | 4,650 | - | 8,672 | 6,622 | - | 10,522 |
| Sullivan Community College | | | | | | | | | | |
| 1980-81 | 894 | 1,694 | - | 3,320 | 1,650 | - | 4,214 | 2,544 | - | 5,014 |
| 1981-82 | 956 | 1,806 | - | 3,595 | 2,575 | - | 4,551 | 3,531 | - | 5,401 |
| 1982-83 | 1,056 | 2,481 | - | 4,094 | 2,050 | - | 5,150 | 3,106 | - | 6,575 |
| 1983-84 | 1,166 | 3,266 | - | 4,194 | 2,679 | - | 5,360 | 3,845 | - | 7,460 |
| 1984-85 | 1,322 | 3,272 | - | 4,194 | 2,679 | - | 5,516 | 4,001 | - | 7,466 |
| 1985-86 | 1,427 | 2,727 | - | 4,427 | 2,527 | - | 5,854 | 3,954 | - | 7,154 |
| 1986-87 | 1,510 | 2,860 | - | 4,680 | 2,580 | - | 6,190 | 4,090 | - | 7,540 |
| 1987-88 | 1,510 | 2,860 | - | 5,000 | 2,700 | - | 6,510 | 4,210 | - | 7,860 |
| 1988-89 | 1,486 | 2,836 | - | 5,350 | 3,100 | - | 6,836 | 4,586 | - | 8,186 |
| 1989-90 | 1,496 | 3,146 | - | 5,804 | 3,354 | - | 7,300 | 4,850 | - | 8,950 |
| 1990-91 | 1,500 | 3,350 | - | 6,250 | 3,400 | - | 7,750 | 4,900 | - | 9,600 |
| 1991-92 | 1,800 | 3,650 | - | 6,500 | 3,550 | - | 8,300 | 5,350 | - | 10,150 |
| 1992-93 | 2,000 | 3,850 | - | 6,500 | 3,550 | - | 8,500 | 5,550 | - | 10,350 |
| 1993-94 | 2,050 | 3,950 | - | 6,500 | 3,550 | - | 8,550 | 5,600 | - | 10,450 |

**Trends in Total Undergraduate Costs and Allowances Within Student Budgets
By Residency and Living Arrangement -- 1980/81 to 1993/94
State University of New York**

| Academic Year | Fixed Costs: | | Variable Costs: | | | Fixed + Variable Costs | | | | |
|--|----------------|------------------|---------------------------|-----------------------------|----------------|-------------------------|-----------------------------|----------------|----------------------|-----------------------------|
| | Tuition & Fees | | Room, Board, Books, Other | | | New York State Resident | | | Non-resident | |
| | NYS Resident | Non-NYS Resident | Living in Res. Halls | Living in Non-Inst. Housing | Living at Home | Living in Res. Halls | Living in Non-Inst. Housing | Living at Home | Living in Res. Halls | Living in Non-Inst. Housing |
| Tompkins-Cortland Community College | | | | | | | | | | |
| 1980-81 | 852 | 1,652 | - | 3,800 | 2,300 | - | 4,652 | 3,152 | - | 5,452 |
| 1981-82 | 962 | 1,862 | - | 3,780 | 2,630 | - | 4,742 | 3,592 | - | 5,642 |
| 1982-83 | 1,063 | 3,063 | - | 3,600 | 2,550 | - | 4,663 | 3,613 | - | 6,663 |
| 1983-84 | 1,143 | 3,143 | - | 3,500 | 2,650 | - | 4,643 | 3,793 | - | 6,643 |
| 1984-85 | 1,213 | 3,313 | - | 3,450 | 2,625 | - | 4,663 | 3,838 | - | 6,763 |
| 1985-86 | 1,286 | 3,586 | - | 4,000 | 2,550 | - | 5,286 | 3,836 | - | 7,586 |
| 1986-87 | 1,339 | 2,589 | - | 4,450 | 2,700 | - | 5,789 | 4,039 | - | 7,039 |
| 1987-88 | 1,370 | 2,645 | - | 5,225 | 2,950 | - | 6,595 | 4,320 | - | 7,870 |
| 1988-89 | 1,420 | 2,745 | - | 5,250 | 3,300 | - | 6,670 | 4,720 | - | 7,995 |
| 1989-90 | 1,408 | 2,758 | - | 5,700 | 3,700 | - | 7,108 | 5,108 | - | 8,458 |
| 1990-91 | 1,568 | 2,918 | - | 5,900 | 3,750 | - | 7,468 | 5,318 | - | 8,818 |
| 1991-92 | 1,797 | 3,447 | - | 5,600 | 3,400 | - | 7,397 | 5,197 | - | 9,047 |
| 1992-93 | 2,045 | 3,945 | - | 5,900 | 3,900 | - | 7,945 | 5,945 | - | 9,845 |
| 1993-94 | 2,245 | 4,345 | - | 5,900 | 3,750 | - | 8,145 | 5,995 | - | 10,245 |
| Ulster Community College | | | | | | | | | | |
| 1980-81 | 885 | 1,705 | - | 2,900 | 2,200 | - | 3,785 | 3,085 | - | 4,605 |
| 1981-82 | 967 | 1,867 | - | 3,100 | 2,400 | - | 4,067 | 3,367 | - | 4,967 |
| 1982-83 | 1,068 | 3,068 | - | 3,150 | 2,450 | - | 4,218 | 3,518 | - | 6,218 |
| 1983-84 | 1,218 | 3,518 | - | 3,250 | 2,450 | - | 4,468 | 3,668 | - | 6,768 |
| 1984-85 | 1,322 | 3,822 | - | 3,500 | 2,600 | - | 4,822 | 3,922 | - | 7,322 |
| 1985-86 | 1,375 | 2,675 | - | 3,685 | 2,740 | - | 5,060 | 4,115 | - | 6,360 |
| 1986-87 | 1,375 | 2,675 | - | 3,676 | 2,731 | - | 5,051 | 4,106 | - | 6,351 |
| 1987-88 | 1,375 | 2,675 | - | 3,676 | 2,831 | - | 5,051 | 4,206 | - | 6,351 |
| 1988-89 | 1,439 | 2,789 | - | 5,165 | 3,200 | - | 6,604 | 4,639 | - | 7,954 |
| 1989-90 | 1,438 | 2,788 | - | 5,256 | 3,300 | - | 6,694 | 4,738 | - | 8,044 |
| 1990-91 | 1,449 | 2,799 | - | 5,400 | 3,300 | - | 6,849 | 4,749 | - | 8,199 |
| 1991-92 | 1,752 | 3,402 | - | 5,400 | 3,300 | - | 7,152 | 5,052 | - | 8,802 |
| 1992-93 | 1,864 | 3,614 | - | 5,488 | 3,388 | - | 7,352 | 5,252 | - | 9,102 |
| 1993-94 | 1,984 | 3,854 | - | 5,368 | 3,268 | - | 7,352 | 5,252 | - | 9,222 |
| Westchester Community College | | | | | | | | | | |
| 1980-81 | 847 | 1,597 | - | 4,653 | 3,476 | - | 5,500 | 4,323 | - | 6,250 |
| 1981-82 | 922 | 1,722 | - | 4,689 | 3,776 | - | 5,611 | 4,698 | - | 6,411 |
| 1982-83 | 1,022 | 2,372 | - | 4,689 | 3,341 | - | 5,711 | 4,363 | - | 7,061 |
| 1983-84 | 1,123 | 2,623 | - | 5,698 | 3,429 | - | 6,821 | 4,552 | - | 8,321 |
| 1984-85 | 1,274 | 2,999 | - | 5,698 | 3,429 | - | 6,972 | 4,703 | - | 8,697 |
| 1985-86 | 1,379 | 3,254 | - | 5,770 | 3,501 | - | 7,149 | 4,880 | - | 9,024 |
| 1986-87 | 1,459 | 3,446 | - | 5,770 | 3,500 | - | 7,229 | 4,959 | - | 9,216 |
| 1987-88 | 1,493 | 3,518 | - | 7,480 | 4,400 | - | 8,973 | 5,893 | - | 10,998 |
| 1988-89 | 1,493 | 3,518 | - | 7,980 | 4,451 | - | 9,473 | 5,944 | - | 11,498 |
| 1989-90 | 1,503 | 3,528 | - | 7,980 | 4,901 | - | 9,483 | 6,404 | - | 11,508 |
| 1990-91 | 1,504 | 3,529 | - | 6,260 | 3,760 | - | 7,764 | 5,264 | - | 9,789 |
| 1991-92 | 1,764 | 4,089 | - | 6,452 | 3,952 | - | 8,216 | 5,716 | - | 10,541 |
| 1992-93 | 1,967 | 4,592 | - | 6,452 | 3,952 | - | 8,419 | 5,919 | - | 11,044 |
| 1993-94 | 2,168 | 5,093 | - | 6,500 | 4,000 | - | 8,668 | 6,168 | - | 11,593 |

NOTES:

- 1) The individual components which make up the fixed costs may be found in table 94/05. The components which make up the variable costs may be found in table 94/06.
- 2) The averages shown may not add across to totals for institutional types since each average shown is composed of only those institutions which have such fees or allowances.
- 3) State Operated institutions excludes the Statutory Colleges and the Community Colleges.

94/07-18
SEJ
January 4, 1994

Office of Institutional Research
Central Administration
State University of New York

PART III -- PUBLICATIONS LIST

PUBLICATION LIST
CENTRAL STAFF OFFICE OF INSTITUTIONAL RESEARCH

* Indicates OUT OF PRINT

REPORT TITLE

YEARS

| | | | | | | |
|--|-----------|---|-------------|-------------|-------------|-----------|
| ACADEMIC LIBRARY STATISTICS (Now done as a STATISTICAL RELEASE.) | DATA YEAR | 1967-1969 | 1969-1970 | 1972-1975 | 1976-1977 | 1978-1979 |
| • | RPT. NO. | *8 | *18 | *12-76 | *12-76 | *12-80 |
| • | DATA YEAR | 1980-1983 | | | | |
| • | RPT. NO. | 12-84 | | | | |
| AGE GROUP AND SEX OF STUDENTS | DATA YEAR | 1974 | 1975 | 1976 | 1977 | 1978 |
| • | RPT. NO. | *8-75 | *8-76 | *8-77 | 8-78 | 8-79 |
| • | DATA YEAR | 1979 | 1980 | 1981 | 1982 | 1983 |
| • | RPT. NO. | 8-81 | 8-82 | 8-83 | 8-84 | 8-84A |
| • | DATA YEAR | 1984 | 1985 | 1986 | 1987 | 1988 |
| • | RPT. NO. | 8-85 | 8-86 | 8-87 | 8-88 | 8-89 |
| • | DATA YEAR | 1989 | 1990 | 1991 | 1992 | |
| • | RPT. NO. | 8-90 | 8-91 | 8-92 | 8-93 | |
| APPLICATION AND ENROLLMENT PATTERNS OF TRANSFER STUDENTS | DATA YEAR | 1970 | 1971 | 1972 | 1973 | 1974 |
| • | RPT. NO. | *15 | *29 | *41 | *6-75 | *6-76 |
| • | DATA YEAR | 1975 | 1976 & 1977 | 1978 | 1979 | 1983 |
| • | RPT. NO. | 6-76A | 6-79 | 6-80 | 6-81 | 6-84 |
| • | DATA YEAR | 1984 | 1985 | 1986 | 1987 | 1988 |
| • | RPT. NO. | 6-85 | 6-86 | 6-87 | 6-88 | 6-89 |
| • | DATA YEAR | 1989 | 1990 | 1991 | | |
| • | RPT. NO. | 6-90 | 6-91 | 6-92 | | |
| ATTRITION & RETENTION OF FIRST-TIME, FULL-TIME STUDENTS IN TWO YEAR AND BACCALAUREATE DEGREE PROGRAMS (Partial history of later cohorts included starting with Rpt. 4-80.) (Postsecondary Opportunity Program Students included starting with Rpt. 4-87). | CLASS OF | 1973 | 1974 | 1975 & 1976 | 1977 & 1978 | 1982 |
| • | RPT. NO. | *4-74 | *4-76 | *4-79 | *4-80 | 4-85 |
| • | CLASS OF | 1983 | 1984 | 1988 | 1989 | |
| • | RPT. NO. | 4-87 | 4-87A | 4-92 | 4-92A | |
| CAMPUS SCHOOL STATISTICS | DATA YEAR | 1966-1968 | | | | |
| | RPT. NO. | *3 | | | | |
| CHARACTERISTICS OF INSTITUTIONS UNDER THE PROGRAM OF THE STATE UNIVERSITY OF NEW YORK | DATA YEAR | 1970 | | | | |
| | RPT. NO. | *25 | | | | |
| DEGREES AND OTHER FORMAL AWARDS (Latest print-out available upon request.) | DATA YEAR | 1968 | | | | |
| | RPT. NO. | *B-1 | | | | |
| DEGREE AND OTHER FORMAL PROGRAMS CURRENTLY OFFERED (Latest print-out available upon request.) | DATA YEAR | 1969 | 1971 | 1980 | 1982 | 1984 |
| • | RPT. NO. | * | *26 | *15-80 | *15-82 | 15-84 |
| • | DATA YEAR | 1987 | | | | |
| • | RPT. NO. | 15-87 | | | | |
| DIRECTORY OF SELECTED CAMPUS ADMINISTRATIVE PERSONNEL OF THE STATE UNIVERSITY OF NEW YORK | DATA YEAR | 1971 | | | | |
| | RPT. NO. | *- | | | | |
| EMPLOYEE CHARACTERISTICS AND SALARY STATISTICS | DATA YEAR | 1970 | | | | |
| | RPT. NO. | *23 | | | | |
| *ENROLLMENT AND DEGREES GRANTED BY ACADEMIC PROGRAMS (Latest print-out available upon request.) | DATA YEAR | Annual 1975-1977 & Degrees 1974-75 to 1976-77 | | | | |
| | RPT. NO. | *14-78 | | | | |

PUBLICATION LIST
CENTRAL STAFF OFFICE OF INSTITUTIONAL RESEARCH

* Indicates OUT OF PRINT

REPORT TITLE

YEARS

| | | | | | | |
|---|-------------|---|-------------|-----------|-------------|-------------|
| ENROLLMENT BY ACADEMIC PROGRAM (Latest print--out available upon request.) | DATA YEAR | 1968 | 1968-1971 | 1969-1972 | | |
| | RPT. NO. | *C-1 | *33 | *5-74 | | |
| . | DATA YEAR | Enrl. 1975-1977 & Degree 1974-75 to 1976-77 | | | | |
| | RPT. NO. | *14-78 | | | | |
| ENROLLMENT, HOUSING AND FINANCIAL AID OF MINORITY GROUP STUDENTS (See STATISTICAL RELEASES for later years.) | DATA YEAR | 1968 | | | | |
| | RPT. NO. | *1 | | | | |
| FACULTY AND STAFF STATISTICS BY JOB CATEGORY, ETHNIC GROUP, TENURE, RANK AND SEX | DATA YEAR | | 1970 | | | |
| | RPT. NO. | | *- | | | |
| GEOGRAPHIC ORIGINS OF FIRST TIME STUDENTS (Now included in RPT. 2-84 to date.) | DATA YEAR | 1968 | 1969 | 1970 | 1971 | 1972 |
| | RPT. NO. | *6 | *13 | *22 | *35 | *39 |
| | DATA YEAR | 1973 | 1974 | 1975 | 1976 | 1977 & 1978 |
| DATA YEAR | 1973 | 1974 | 1975 | 1976 | 1977 & 1978 | |
| RPT. NO. | *3-75 | *3-76 | *3-76A | *3-78 | 3-80 | |
| DATA YEAR | 1980 & 1981 | | | | | |
| RPT. NO. | 3-83 | | | | | |
| GEOGRAPHIC ORIGINS OF STUDENTS (Includes first time & transfer students from RPT. 2-84 to date.) | DATA YEAR | 1968 | 1969 | 1970 | 1971 | 1972 |
| | RPT. NO. | *5 | *12 | *21 | *36 | *42 |
| | DATA YEAR | 1973 | 1974 | 1976 | 1978 | 1977 |
| | RPT. NO. | *2-75 | *2-76 | 2-78 | 2-79 | 2-80 |
| | DATA YEAR | 1979 | 1981 | 1982 | 1983 | 1984 |
| | RPT. NO. | 2-81 | 2-83 | 2-84 | 2-84A | 2-85 |
| DATA YEAR | 1985 | 1986 | 1987 | 1988 | 1989 | |
| RPT. NO. | 2-86 | 2-87 | 2-88 | 2-89 | *2-90 | |
| DATA YEAR | 1990 | 1991 | 1992 | | | |
| RPT. NO. | 2-91 | 2-92 | 2-93 | | | |
| GEOGRAPHIC ORIGINS OF TRANSFER STUDENTS (Now included in RPT. 2-84 to date.) | DATA YEAR | 1977 & 1978 | | | | |
| | RPT. NO. | 17-80 | | | | |
| GRADUATE STUDENT ADMISSIONS SURVEY | DATA YEAR | 1970 | 1971 | 1972 | 1973 | 1974 |
| | RPT. NO. | *17 | *32 | *38 | 1-74 | 1-75 |
| DATA YEAR | 1975 | 1976 | | | | |
| RPT. NO. | 1-76 | 1-77 | | | | |
| HEADCOUNT ENROLLMENT AND FULL TIME EQUIVALENT WORKLOAD STATISTICS OF CREDIT COURSE STUDENTS (Now done as a STATISTICAL RELEASE.) | DATA YEAR | 1968-1969 | 1969-1970 | 1970-1971 | | |
| | RPT. NO. | *7 | *10 | *24 | | |
| HIGH SCHOOL STATUS OF FIRST-TIME CREDIT COURSE STUDENTS (Now done as a STATISTICAL RELEASE.) | DATA YEAR | | 1979 & 1980 | | | |
| | RPT. NO. | | 18-82 | | | |
| INSTRUCTIONAL LOCATION AWAY FROM THE MAIN CAMPUS | DATA YEAR | 1979 | 1986 | 1987 | 1988 | 1989 |
| | RPT. NO. | *16-80 | 16-87 | 16-88 | 16-89 | 16-90 |
| DATA YEAR | 1990 | 1991 | | | | |
| RPT. NO. | 16-81 | 16-92 | | | | |
| INVENTORY OF SELECTED INTERINSTITUTIONAL COOPERATIVE ARRANGEMENTS | DATA YEAR | | 1971 | | | |
| | RPT. NO. | | *19 | | | |

PUBLICATION LIST
CENTRAL STAFF OFFICE OF INSTITUTIONAL RESEARCH

* Indicates OUT OF PRINT

REPORT TITLE

YEARS

| | | | | | | |
|---|--------------------------------|--------------------------|--|---------------------------|----------------------|---------------------|
| MIGRATION OF U.S. COLLEGE STUDENTS WITH EMPHASIS ON NEW YORK STATE | DATA YEAR RPT. NO. | 1968 *27 | | | | |
| MINORITY GROUP ENROLLMENT, HOUSING AND FINANCIAL AID STATISTICS | DATA YEAR RPT. NO. | 1969-71 *34 | | | | |
| NON-CREDIT INSTRUCTIONAL ACTIVITIES | DATA MONTHS & YEAR RPT. NO. | 1984 20-85 | 1/1-6/30, 1984 20-85A | 7/1-12/31, 1985 20-86 | | |
| • | DATA MONTHS & YEAR RPT. NO. | 1/1-6/30, 1986 20-87 | | 7/1-12/31, 1986 20-87A | | |
| • | DATA MONTHS & YEAR RPT. NO. | 1/1-6/30, 1987 20-88 | | 7/1-12/31, 1987 20-88A | | |
| • | DATA MONTHS & YEAR RPT. NO. | 1/1-6/30, 1988 20-89 | | 7/1-12/31, 1988 20-89A | | |
| • | DATA MONTHS & YEAR RPT. NO. | 1/1-6/30, 1989 20-90 | | 7/1-12/31, 1989 20-90A | | |
| • | DATA MONTHS & YEAR RPT. NO. | 1/1-6/30, 1990 20-91 | | 7/1-12/31, 1990 20-91A | | |
| • | DATA MONTHS & YEAR RPT. NO. | 1/1-6/30, 1991 20-92 | | 7/1-12/31, 1991 20-92A | | |
| • | DATA MONTHS & YEAR RPT. NO. | 1/1-6/30, 1992 20-93 | | 7/1-12/31, 1992 20-93A | | |
| PLACEMENT OF PERSONS COMPLETING PREPARATION FOR EDUCATION CERTIFICATIONS | DATA YEAR RPT. NO. | 1975 *13-76 | 1975-1976, 1976-1977 & 1977-78 *13-80 | | | |
| PREPARATION OF EDUCATIONAL PERSONNEL (Now done as a STATISTICAL RELEASE.) | DATA YEAR RPT. NO. | 1967-1968 *D-1 | 1969-1971 *28 | 1972-1975 *10-76 | 1973-1976 *10-76A | 1977-1979 *10-80 |
| SUMMER CREDIT COURSE STUDENTS (Now done as a STATISTICAL RELEASE.) | DATA YEAR RPT. NO. | 1968-70 *14 | 1971 *20 | | | |
| TRENDS IN ENROLLMENT AND DEGREES (Latest report includes earlier years.) | DATA YEAR RPT. NO. | 1948-1970 *11 | 1948-1972 *37 | 1948-1974 *7-75 | 1948-1976 *7-77 | 1948-1979 *7-80 |
| • | DATA YEAR RPT. NO. | 1948-1980 *7-81 | 1948-1984 7-85 | 1948-1985 7-86 | 1948-1986 7-87 | 1948-1987 7-88 |
| • | DATA YEAR RPT. NO. | 1948-1988 7-89 | 1948-1989 7-90 | 1948-1990 7-91 | 1948-1991 7-92 | 1948-1992 7-93 |
| TRENDS IN TUITION AND OTHER BASIC STUDENT CHARGES (Latest report includes earlier years) | DATA YEAR RPT. NO. | 1963-64-1993-94 19-94 | | | | |
| TUITION WAIVERS HONORED BY STATE-OPERATED INSTITUTIONS OF THE STATE UNIVERSITY OF NEW YORK | DATA YEAR RPT. NO. | 1970-71 & 1971-72 *31 | | | | |

PUBLICATION LIST
CENTRAL STAFF OFFICE OF INSTITUTIONAL RESEARCH

* Indicates OUT OF PRINT

REPORT TITLE

YEARS

| REPORT TITLE | DATA YEAR | 1974 & 1975 | 1976 | 1977 | 1978 | 1979 |
|--|-----------|-------------|-------|------|------|------|
| UTILIZATION OF RESIDENCE HALL FACILITIES | RPT. NO. | 9-75 | 9-76 | 9-77 | 9-79 | 9-80 |
| • | DATA YEAR | 1980 | 1981 | 1982 | 1983 | 1984 |
| • | RPT. NO. | 9-81 | 9-81A | 9-82 | 9-84 | 9-85 |
| • | DATA YEAR | 1985 | 1986 | 1987 | 1988 | 1989 |
| • | RPT. NO. | 9-86 | 9-87 | 9-88 | 9-89 | 9-90 |
| • | DATA YEAR | 1990 | 1991 | 1992 | | |
| • | RPT. NO. | 9-91 | 9-92 | 9-93 | | |