

DOCUMENT RESUME

ED 364 570

TM 020 724

TITLE Statewide Report for Arizona Pupil Achievement Testing and Appendix to the Statewide Report for Arizona Pupil Achievement Testing.

INSTITUTION Arizona State Dept. of Education, Phoenix.

PUB DATE Jun 92

NOTE 330p.

PUB TYPE Statistical Data (110) -- Reports - Descriptive (141)

EDRS PRICE MF01/PC14 Plus Postage.

DESCRIPTORS Academic Achievement; \*Achievement Tests; Elementary School Students; Elementary Secondary Education; Grammar; Graphs; Language Tests; Mathematics Tests; \*Norm Referenced Tests; Racial Differences; Reading Tests; School Districts; \*School Statistics; Scores; Secondary School Students; Sex Differences; Standardized Tests; \*State Programs; State Surveys; \*Student Evaluation; Tables (Data); Testing Programs; \*Test Results

IDENTIFIERS Arizona; \*Arizona Pupil Achievement Testing; Arizona State Assessment Programs; Iowa Tests of Basic Skills; Percentile Ranks; Tests of Achievement and Proficiency

ABSTRACT

Test results are presented for the Arizona Pupil Achievement Testing Program for fall 1991. In the 1991-92 school year, the state legislature mandated that only grades 4, 7, and 11 be tested. Although school districts could elect to test other grades, results in this report represent only tests for grades 4, 7, and 11 on either the Iowa Tests of Basic Skills (grades 4 and 7) or the Tests of Achievement and Proficiency (grade 11). A total of 133,652 students took these tests in reading, language, and mathematics, with 3,447 students of Limited English Proficiency exempted from testing. Arizona pupils collectively scored in the average range in reading, language, and mathematics; and, in general, they performed at about the same level of achievement as average pupils across the nation, using 1987-88 norms. Reading scores for females were higher than those for males at all grade levels, and mathematics scores for males were higher in grade 11, but not in grade 7 or 4. Whites and Asian/Pacific Islanders scored at or above the national average across all grade levels; and Blacks, Hispanic Americans, and American Indian/Alaskan Native groups scored below the national average in all subject areas at all grade levels. Six figures and 12 tables present test results. The separately bound associated appendix contains percentile ranks for reading, language, and mathematics for the 3 grades in 141 pages of tables by school district in appendixes A, B, and C. (SLD)

\*\*\*\*\*  
 \* Reproductions supplied by EDRS are the best that can be made \*  
 \* from the original document. \*  
 \*\*\*\*\*

ED 364 570

U.S. DEPARTMENT OF EDUCATION  
Office of Educational Research and Improvement  
EDUCATIONAL RESOURCES INFORMATION  
CENTER (ERIC)

- This document has been reproduced as received from the person or organization originating it.
- Minor changes have been made to improve reproduction quality.
- 
- Points of view or opinions stated in this document do not necessarily represent official OERI position or policy.

"PERMISSION TO REPRODUCE THIS  
MATERIAL HAS BEEN GRANTED BY

LINDA EDGINGTON

TO THE EDUCATIONAL RESOURCES  
INFORMATION CENTER (ERIC)."

TMO-20724

**Statewide Report**  
**For**  
**Arizona Pupil Achievement Testing**

**June 1992**

**Arizona Department of Education**

**C. Diane Bishop, Superintendent**

**1535 West Jefferson**  
**Phoenix, Arizona 85007**



Arizona  
Department of Education

C. DIANE BISHOP  
Superintendent

July 1992

MEMORANDUM

**TO:** Members of the Forty-First Legislature  
State Board of Education Members  
County School Superintendents  
Superintendents and Heads of Districts

**FROM:** C. Diane Bishop *C. Diane Bishop*  
State Superintendent of Public Instruction

**SUBJECT:** Fall 1991 Arizona Pupil Achievement Testing  
Statewide Report

It is a pleasure to provide you with this copy of the Fall 1991 Arizona Pupil Achievement Testing Statewide Report. This test is mandated by Arizona Revised Statutes Section 15-741. **Legislative Session Law** mandated that only grades four, seven, and eleven be tested in the Fall of 1991. School district governing boards, however, could choose to administer the test to all their pupils in grades other than four, seven, or eleven. The results contained in this report represent only grades four, seven and eleven.

mab726.bjf, 02/92

## TABLE OF CONTENTS

Introduction .....	1
Description of Tests .....	2
Demographic Information .....	2
Description of Reports .....	4
Description of Reported Scores .....	6
Summary of Statewide Performance Across Grades .....	8
Exemptions from Statewide Testing .....	12
Summary of Statewide Achievement by Grade .....	14
Grade Four .....	15
Grade Seven .....	19
Grade Eleven .....	23
General Summary of Findings .....	27
<b>Appendix to the Statewide Report.....</b>	<b>Accompanying Document</b>

# INTRODUCTION

This is the twelfth year of the Arizona Pupil Achievement Testing Program which is administered to fulfill the requirements of Arizona Revised Statutes Section 15-741 through Section 15-744. This legislation mandates that a nationally standardized norm-referenced achievement testing program in the subjects of reading, grammar, and mathematics be adopted and implemented for use in Arizona schools. The legislation exempts the testing of specified groups of handicapped pupils. A revision of the law passed in 1982 allows the governing board of a school district to exempt pupils who are non-English monolingual or predominantly speakers of a language other than English for up to three years.

For the 1991-1992 school year, the Arizona State Board of Education adopted the Riverside Basic Skills Assessment Program which comprises the **Iowa Tests of Basic Skills** (ITBS) for grades four and seven and the **Tests of Achievement and Proficiency** (TAP) for grade eleven. These tests are published by the Riverside Publishing Company. For Arizona, pupil scores are reported by subject, subtest and skill at the pupil and classroom levels. Scores are then aggregated to the school, district, county and state levels.

A total of 133,652 Arizona pupils in grades four, seven, and eleven were tested during the period of September 30 through October 4, 1991. A total of 3,447 pupils in grades four, seven, and eleven who are non-English monolingual or predominantly speakers of a language other than English were exempted from testing. The statewide data reported herein are based on the performance of the tested pupils who were enrolled in 1,015 schools in 216 districts.

This report briefly describes the tests, test scores and reports that fulfill the requirements of the legislation as implemented by the Arizona Department of Education. It summarizes the fall 1991 Arizona statewide results across grades and within grade. Discussions of pupil achievement strengths and weaknesses and demographic characteristics are included.

## DESCRIPTION OF TESTS

The tests administered in the fall 1991 Arizona Pupil Achievement Testing Program (i.e., ITBS and TAP) are nationally standardized achievement tests. A standardized achievement test is one that has been administered using specific directions under specific conditions to a representative sample of students from across the nation. This is referred to as the standardization sample. Scores resulting from the standardization administration become the norms that permit test users to compare the performance of a particular pupil or group of pupils with that of pupils and groups of the same age and grade across the nation. The norms on which the 1991 scores are based represent national achievement performance during the 1987-88 school year.

Each test administration in the 1991 testing program is composed of numerous subtests. Specific sets of subtests are combined to form subjects or content domains (i.e., reading, language, mathematics, etc.). The subjects measured by these tests cover a broader base than just reading, language and mathematics. However, since the Arizona legislature has mandated testing of these subjects they will be the primary focus of this report.

The subjects of reading, language and mathematics are composed of the following subtests:

Grades/Test	Series	Subject Areas	Subtests
Grades 4 and 7	ITBS	Reading	Reading Comprehension (R)
		Language	Spelling (L-1) Capitalization (L-2) Punctuation (L-3) Usage and Expression (L-4)
		Mathematics	Mathematics Concepts (M-1) Mathematics Problem Solving (M-2) Mathematics Computation (M-3)
Grade 11	TAP	Reading Language Mathematics	Reading Comprehension Written Expression Mathematics

Separate scores are given for all subtests at all levels (e.g., L-1, L-2, M-3, etc.).

Tables 1 and 2 show the subtests, subjects and the number of items for each on the ITBS and the TAP respectively.

## DEMOGRAPHIC INFORMATION

The following five variables were collected for each pupil during the test administration: 1) sex, 2) primary language, 3) limited English proficient (LEP) in programs by model 4) racial/ethnic background and 5) continuous number of years pupil has been enrolled in the district. The collection of this information makes possible the analysis of test results for specified groups of pupils.

**Table 1**  
**NUMBER OF ITEMS BY SUBTEST AND SUBJECT FOR GRADES FOUR AND SEVEN**  
**IOWA TESTS OF BASIC SKILLS**

Subtest/Subject	Grade Level							
	1	2	3	4	5	6	7	8
<b>Listening</b>								
<b>Word Analysis</b>								
<b>Vocabulary</b>				36			41	
<b>Reading Comprehension</b>				49			57	
Pictures								
Sentences								
Stories								
<b>LANGUAGE SKILLS</b>								
Spelling				36			41	
Capitalization				29			31	
Punctuation				29			31	
Usage and Expression				36			43	
<b>WORK STUDY SKILLS</b>								
Visual Materials				36			49	
Reference Materials				39			42	
<b>MATHEMATICS SKILLS</b>								
Mathematics Concepts				32			41	
Mathematics Problem Solving				26			30	
Mathematics Computation				37			42	
<b>COMPLETE BATTERY</b>				<b>385</b>			<b>448</b>	

**Table 2**  
**NUMBER OF ITEMS BY SUBJECT FOR GRADE ELEVEN**  
**TESTS OF ACHIEVEMENT AND PROFICIENCY**

Subject	Grade Level			
	9	10	11	12
<b>READING COMPREHENSION</b>			58	
<b>MATHEMATICS</b>			48	
<b>WRITTEN EXPRESSION</b>			65	
<b>USING SOURCES OF INFORMATION</b>			70	



## DESCRIPTION OF REPORTS

The results of the Arizona Pupil Achievement Testing Program are reported at six levels: 1) pupil, 2) classroom, 3) school, 4) district, 5) county and 6) state.

**Pupil.** Two sets of reports are produced for each pupil. The Individual Performance Profile, designed for use by the classroom teacher, describes the individual pupil's performance by skill, subtest and subject.

The Pupil Home Report presents test results to parents and guardians. A narrative portion guides the parent in interpreting the numeric scores which follow. A graphic display aids the parent in identifying his or her child's strengths and weaknesses.

**Classroom.** Two reports are provided which list individual pupil scores in classroom groupings. The Classroom Report lists the pupils' subtest and subject scores. This report can be used to compare pupil and total class performance with that of the norm group. Individual pupil and class strengths and weaknesses can be identified by using the information presented on the Classroom Report.

The Classroom Performance Profile refines the information presented on the Classroom Report by listing pupil performance on **each of the skill areas** that are measured within the subtests for each subject. Thus, areas of pupil strengths and weaknesses can be further delineated.

**School.** Three reports are produced for each school: 1) School Report, 2) Building Performance Profile and 3) Analysis by Variables Report. The School Report and Building Performance Profile are similar in concept, format and function to the classroom reports. These two reports list teachers within a school and the average scores earned by their classes. By comparison, the classroom reports list *pupil* performance.

The Analysis by Variables Report displays the test results schoolwide by grade for each of the five demographic variables: sex, primary language, limited English proficient (LEP) in programs by model, racial/ethnic background and continuous number of years pupil has been enrolled in the district. Scores are presented by subtest and subject. The response categories are as follows:

- **Sex** -male, female
- **Primary language** -English, Spanish, Spanish exclusively, Navajo, Navajo exclusively, Other, Other exclusively
- **Limited English proficient (LEP) in programs by model** -transitional bilingual K-6, secondary bilingual 7-12, bilingual/bicultural K-12, English as a second language (ESL), individual education program
- **Racial/ethnic background** -White (not of Hispanic origin), Black (not of Hispanic origin), Hispanic, American Indian or Alaskan Native, Asian or Pacific Islander
- **Continuous number of years pupil has been enrolled in the district** -Less than 1, 1 but less than 2, 2 but less than 4, 4 but less than 6, 6 but less than 8, 8 but less than 10, 10 to 12, more than 12

**District.** Five reports are produced for each district: 1) District Report, 2) District Skills Report, 3) Analysis by Variables Report, 4) District Summary Report and 5) Frequency Distribution of Percentiles. The District Report and District Skills Report parallel those described in the previous sections except that score averages are listed by school. The Analysis by Variables Report provides a districtwide analysis of each variable by grade. The Frequency Distribution of Percentiles displays the cumulative percentage of Arizona pupils achieving at each national percentile rank.

The District Summary Report displays the district's score averages by subtest and subject together with the county, state and national averages.

**County.** Five reports are produced for each county. These are similar to those described in the District section above except that district data are aggregated to their respective county level.

**State.** Five reports are also produced for the state. Once again, these reports are similar to the district report descriptions given above but with district data aggregated to the state level.

## DESCRIPTION OF REPORTED SCORES

Four types of scores are used to report the test results presented in this Statewide Report: 1) scale score, 2) grade equivalent, 3) percentile rank and 4) stanine. Scale scores and grade equivalents are examples of **developmental** scores, while stanines and percentile ranks are examples of **status** scores.

**Scale Scores.** The Developmental Standard Scores (DSS) for ITBS and TAP generally range from approximately 1 to 300. They are continuous across all levels and forms of a specific test. Since they are built on equal-interval scales, the magnitude of a given difference between two scores represents the same amount of difference in performance wherever it occurs on the scale (i.e., the difference between DSS scores of 50 and 55 represents the same amount of difference as between scale scores of 160 and 165). When using scale scores one should expect higher scores as well as greater variability among scores from grade to grade. It is important to point out that while DSS scores are equivalent across forms and levels of the same test or subtest they are *not* equivalent from one subject area to another. One may compare scale scores for Reading Comprehension from grade 9 to grade 10 but should not compare scale scores for Reading Comprehension to those for Written Expression. The DSS score for ITBS and TAP are linked to form continuous scales for grades K-12 as follows:

ITBS Reading Comprehension (Levels 7-14) and TAP Reading Comprehension (Levels 15-18)  
ITBS Language Total (Levels 7-14) and TAP Written Expression (Levels 15-18)  
ITBS Mathematics Total (Levels 7-14) and TAP Mathematics (Levels 15-18)  
ITBS Work-Study Total (Levels 7-14) and TAP Using Sources of Information (Levels 15-18)  
ITBS Complete Composite (Levels 7-14) and TAP Basic Composite (Levels 15-18)

The major use of scales scores is for measuring achievement growth from grade to grade or year to year.

**Grade Equivalents.** A grade equivalent (GE) represents the typical performance of students tested in a given month of the school year. For example, a grade equivalent of 53 represents the score achieved by the median pupil in fifth grade after three months of instruction. On the ITBS, GEs range from P0 (prekindergarten) to 139. GEs on the TAP extend above 139. These extensions should be considered similar to a scale score, which permits growth comparisons to be made, rather than as representative of a median level of instruction.

The GE should be regarded as an estimate of where a pupil is along a developmental continuum but *not* where the pupil should be placed in the graded organization of the school. For example, a third grader taking a third-grade mathematics test might earn a GE of 59. This means that this third-grade pupil scored as well as an average pupil in the ninth month of the fifth grade would score on the third-grade test. This score is above average for third grade but does not mean that the pupil can do fifth-grade work.

**Percentile Ranks.** A percentile rank (PR) indicates a pupil's status relative to other students in a defined norm group. They range from 1 to 99 and give the percentage of pupils in the norm group who achieve lower scores. Thus, if a pupil receives a PR of 63 it means that sixty-three percent of the pupils in the norm group scored lower than this particular pupil. PRs have no interpretative meaning in themselves. They must always be used in conjunction with the norm group (most often this is the group of pupils in a given grade that were part of the national standardization group). Percentile ranks are not built on equal interval scales and so the difference between PRs of 10 and 15 is not the same as the difference between PRs of 50 and 55 in terms of pupil ability. Another way of saying this is that the PR scale is nonlinear. For example, a DSS of 130 may be associated with a PR of 17 while a DSS of 140 on the same test may be associated with a PR of 20 (10 points difference on DSS = 3 points difference on PR). Furthermore, a DSS of 120 may be associated with a PR of 63 while a DSS of 130 on the same test may be associated with a PR of 80 (10 points difference on SS = 17 points difference of PR).

Two types of percentile ranks are reported for grades 1-12 for the 1990 Arizona Pupil Achievement Testing Program. Individual percentile ranks were reported for individual pupils on class lists returned to the schools. They are also used for the group data (sex, primary language, racial/ethnic, etc.) reported for analyses by variables. Both individual and group percentile ranks were reported for class, building and district summaries returned to school districts. Group percentile ranks are used to report total state achievement summaries and comparisons with national averages.

Individual PRs are developed from the distribution of individual pupil scores in the standardization samples. Group PRs, as the name implies, are derived from the distributions of averages of schools in the standardization sample. While the interpretation of these types of PRs is the same they have different characteristics. This is due to the fact that distributions of averages are much less variable than distributions of individual scores.

Simply stated, this means that no building average is as low as the lowest scoring pupil nor as high as the highest scoring pupil. When individual PRs are used with building averages they will tend to range from 15 to 85. However, when building PRs are used with building averages the range is from 1 to 99. The relationship between pupil and building percentile ranks is shown in the table that follows (data in table is based on Reading Comprehension, Grade 6, ITBS Spring Norms).

Pupil or Average GE Score	Pupil PR	Building PR
103	97	99
83	79	93
73	60	65
68	50	43
63	40	23
53	22	4
43	8	1

**Stanines.** Stanines are normalized standard scores with a mean of 5, a standard deviation of 2 and range from 1 to 9. Stanines may be regarded as rather broad groupings of percentile ranks as shown in the table that follows.

Percentile Ranks	Stanine
96 and up	9
89-95	8
77-88	7
60-76	6
40-59	5
23-39	4
11-22	3
4-10	2
less than 4	1

Unlike PRs, stanines are approximately equal-interval scores. This means that the difference between stanines 2 and 4 represents about the same difference in ability as the difference between stanines 5 and 7. This property allows stanines to identify broad performance categories as follows: stanines 1, 2 and 3 indicate below average performance; stanines 4, 5 and 6 indicate average performance; and stanines 7, 8 and 9 represent above average performance.

## SUMMARY OF STATEWIDE PERFORMANCE ACROSS GRADES

The ITBS and TAP are used in the Arizona Pupil Achievement Testing Program. The ITBS is used for grades 4 and 7 and TAP is used in grade 11.

The norms for ITBS and TAP are based on national pupil performance in the 1987-88 school year.

**The 1991 Comparisons of Grades 4, 7, and 11 with National Norms.** When comparing Arizona average scores with national norm group scores, remember that small score differences may not always indicate meaningful achievement level differences. For example, the degree of variability in the scores at any given grade level has a large impact on the interpretation placed on small score differences observed within that grade.

Figures 1, 2 and 3 graphically compare Arizona statewide averages for fall 1991 with averages obtained by the national standardization group for the ITBS and TAP. The figures show the average grade equivalents by grade for the Arizona and national groups for Reading, Language and Mathematics skills.

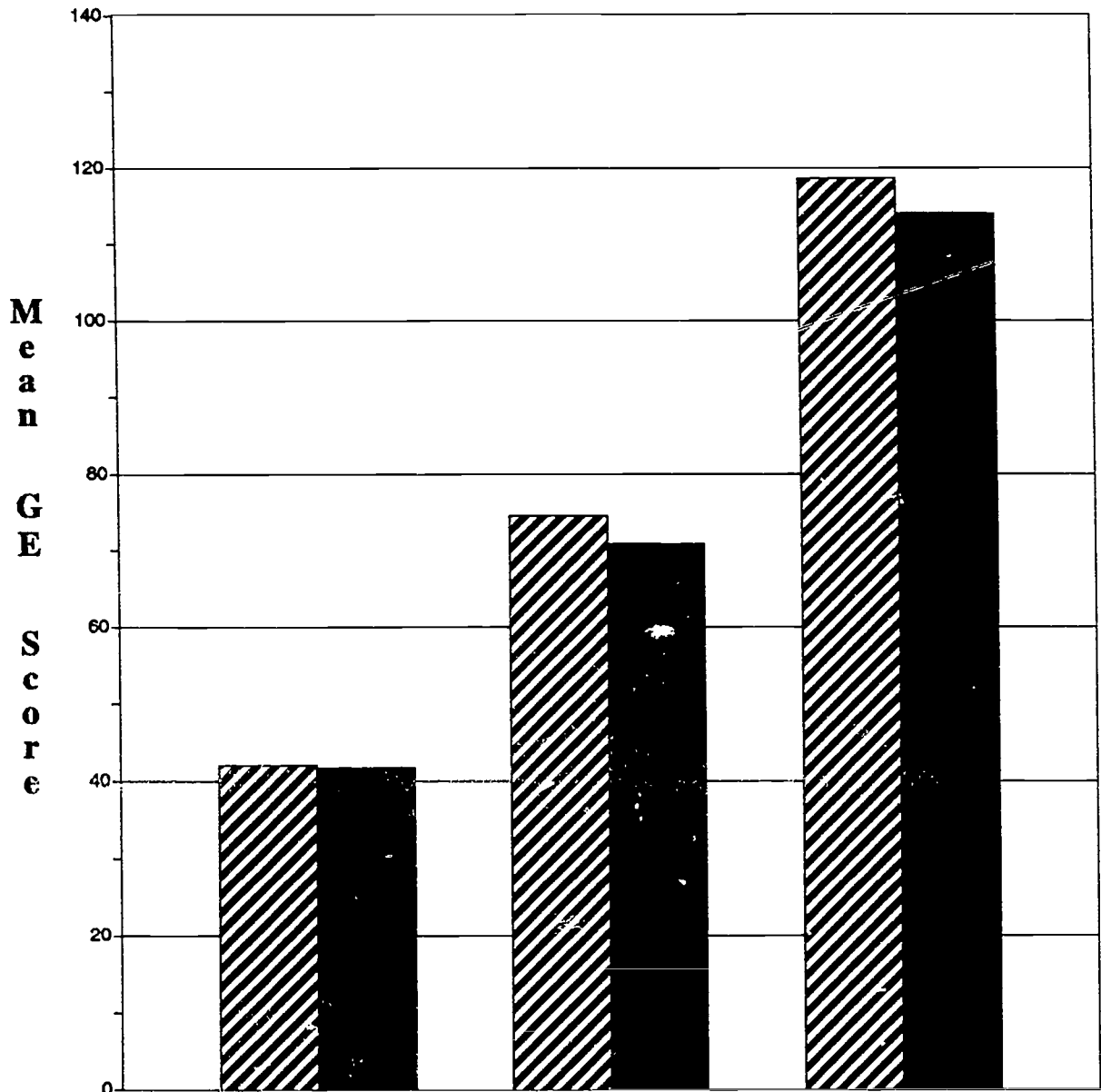
Arizona reading performance is shown to be slightly above the national average in all three grades. In the language area, Arizona pupils obtained average scores slightly below the national average in grade 4, but above the national average in grades 7 and 11. State average mathematics scores were below the national average in grade 4, but somewhat higher than the national average in grades 7 and 11. As suggested earlier, slight differences between state and national grade-equivalent averages should not be over-interpreted as indicators of strengths and weaknesses.

A review of Arizona's average stanines provides a broader measure of pupil performance within the state. A total of 37 stanine averages were obtained on tests, totals, and composites across the three grades tested. The distribution of stanine averages is shown below:

<u>Stanine Average</u>	<u>Frequency</u>	<u>Percent</u>
4.0-4.4	1	3 %
4.5-4.9	13	35%
5.0-5.4	21	57%
5.5-5.9	2	5 %
	<hr/> 37	<hr/> 100%

Figure 1.

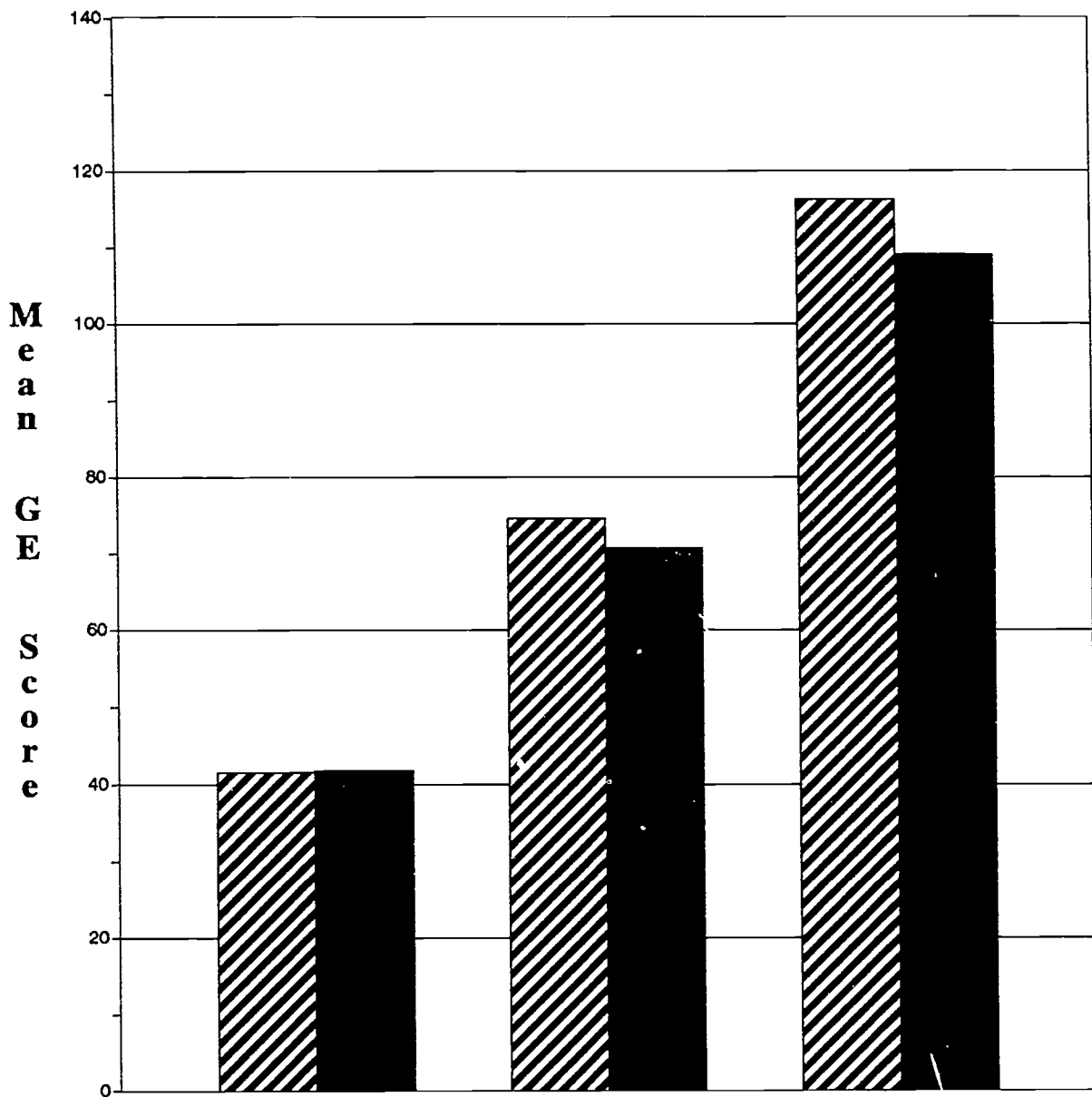
Reading: Comparisons of Grade Equivalent Scores for Arizona Pupils and the ITBS Norm Group in Grades 4, 7, and 11



	Grade 4	Grade 7	Grade 11
 Arizona Fall '91	42.0	74.5	118.7
 National	41.5	70.8	114.0

Figure 2.

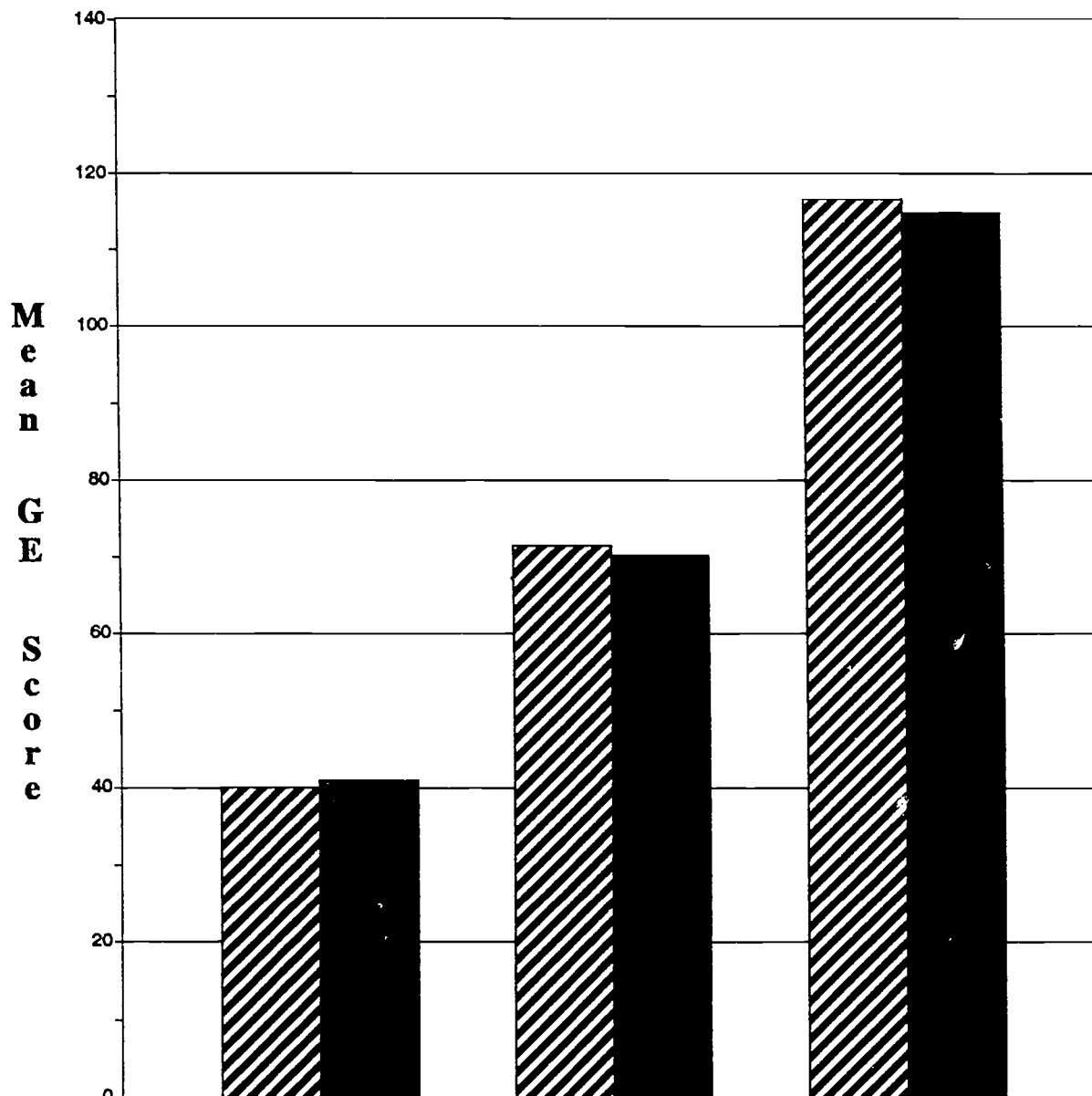
Language: Comparisons of Grade Equivalent Scores for Arizona Pupils and the ITBS Norm Group in Grades 4, 7, and 11



	Grade 4	Grade 7	Grade 11
Arizona Fall '91	41.6	74.6	116.2
National	41.8	70.6	109.0

Figure 3.

**Mathematics: Comparisons of Grade Equivalent Scores for Arizona Pupils and the ITBS Norm Group in Grades 4, 7, and 11**



Arizona Fall '91

40.1

71.5

116.6



National

41.0

70.2

114.8



## EXEMPTIONS FROM STATEWIDE TESTING

Conditions under which pupils may be exempted from the statewide testing program are specified in Arizona Revised Statutes Section 15-744. Pupils who are limited-English proficient (LEP) may be exempted for up to three years. Second, students who are classified as handicapped may be exempted under the following classifications: trainable mentally handicapped, educable mentally handicapped, visually handicapped, hearing handicapped, multiple handicapped, or seriously emotionally handicapped. Third, learning disabled pupils may be exempted if their individual educational plans state parts or all of the testing requirement would be detrimental to the pupil. Finally, pupils not required to attend regular classes in a school as provided in the Arizona Statutes may be exempted.

In order to qualify pupils who classified limited-English proficient for second-year and/or third-year statewide testing exemption, the districts must submit to the Department of Education: 1) a description of the native language instructional program provided such pupils; 2) a copy of the alternative testing instrument (criterion-referenced or norm-referenced) and the degree to which it parallels skills tested in the state-mandated testing program; and 3) a summary report of test results achieved on the alternative test.

School districts shall annually report the number of pupils by category and by grade level which were exempt as provided in this section to the department of education. The department shall include this information in their annual report to the legislature pursuant to section 15-743.

At the request of a pupil's parent or guardian, the governing board of a school district shall administer any test required by this article to pupils exempted from the testing requirement pursuant to this section. Test results for these pupils shall not be included in the summary results of tests prescribed in Section 15-743, but individual results shall be sent to the school and to the parent or guardian.

In fall 1991, a total of 3,447 pupils who are classified LEP were exempted from the statewide testing program. The primary language of 94.1 percent of these pupils is Spanish.

For first-year exempted pupils, districts administered testing in compliance with R7-2-306 in addition to the district measurement adopted to assess the essential skills in Mathematics, in either English or the primary language to such students.

For second- and or third-year exempted pupils, districts administered measurements that have been adopted by the districts to assess the essential skills in Reading, Writing, and Mathematics in English; or, districts administered one or more of the following alternative assessment instruments: the Spanish version of the Comprehensive Tests of Basic Skills (CTBS Espanol); the La Prueba Riverside de Realizacion en Espanol; the Spanish Assessment of Basic Education (SABE); the Apprenda; or criterion-referenced tests. The skills objectives of the criterion-referenced tests used closely match the skills objectives of the state-mandated tests. The CTBS Espanol, La Prueba, and SABE, and Apprenda skills assessed also approximate those of the state-mandated tests.

The numbers of first, second and third year exempted pupils are provided in Table 3. Table 3 also lists the number of pupils in the other categories, by grade level, who were exempted from the testing requirement.

**Table 3**  
**Number of Exempted Pupils**

Category	Grade 2	Grade 3	Grade 4	Grade 5	Grade 6	Grade 7	Grade 8	Ungr. Elem.	Grade 9	Grade 10	Grade 11	Ungr. HS	Total
<b>Language</b>			1,707			1,135					605		3,447
1st Year-Spanish			625			555					166		1,346
1st Year-Other			41			45					45		131
2nd Year-Spanish			434			279					257		970
2nd Year-Other			11			13					26		50
3rd Year-Spanish			588			236					105		929
3rd Year-Other			8			7					6		21
<b>Handicapped</b>			608			599					527		1,734
Trainable Mentally			87			93					126		306
Educable Mentally			256			240					231		727
Visually			14			4					6		24
Hearing			36			25					18		79
Multiple			102			62					70		234
Seriously Emotionally			113			175					76		364
<b>Learning Disabled</b>			1,489			1,083					453		3,025
<b>Not Required to Attend Regular Classes</b>			15			8					23		46



## SUMMARY OF STATEWIDE ACHIEVEMENT BY GRADE

The sections that follow are grade-by-grade discussions of student performance for Arizona grades 4, 7, and 11. These discussions are focused on strengths and weaknesses as indicated by scores based on norms for individual pupils for tests that were administered.

These discussions are augmented by the presentation of graphs and tables for each grade.

The graphs show comparisons of fall 1991 Arizona average percentile ranks compared to the averages for the national norms group.

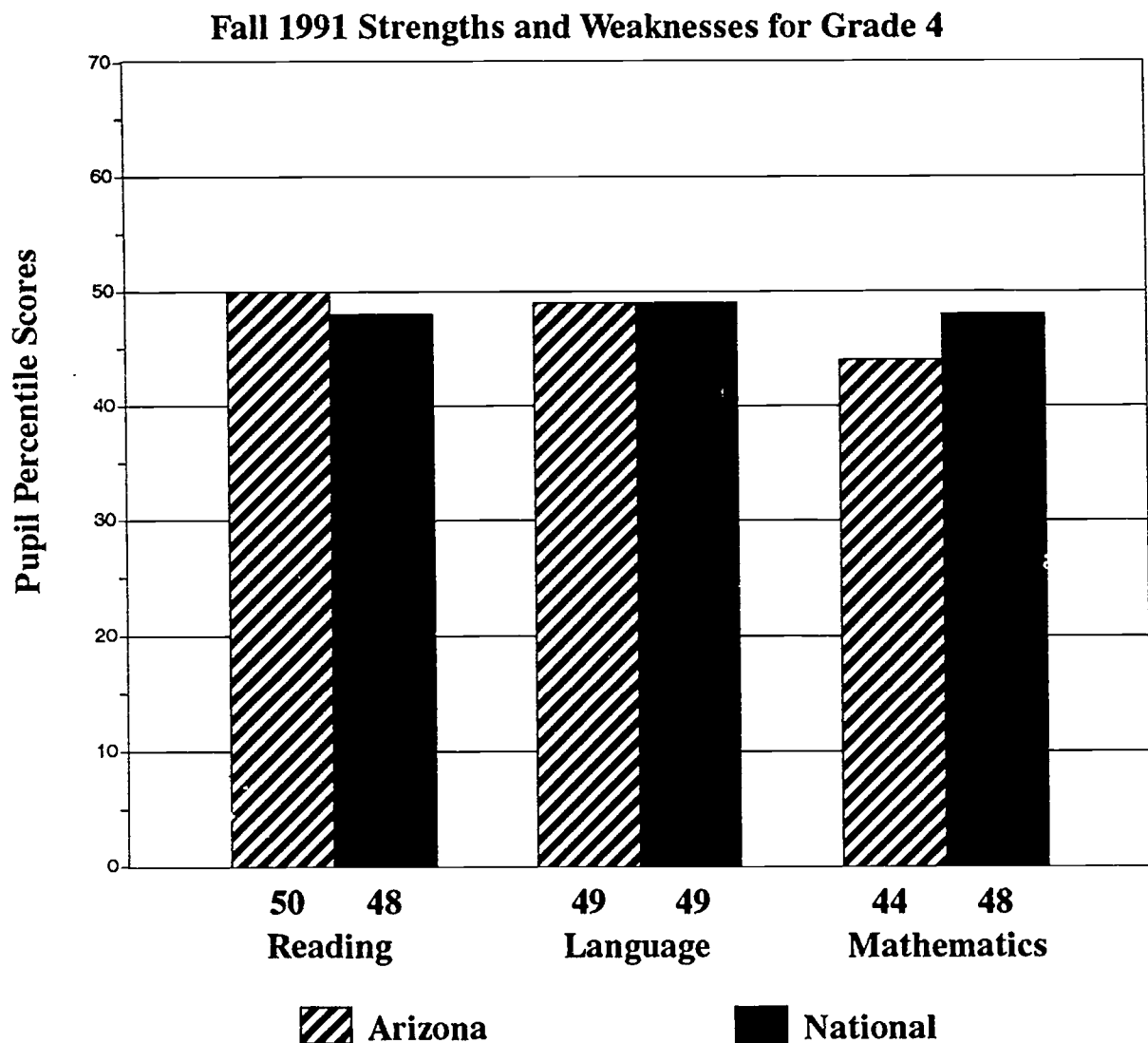
The tables report:

- Average scores for the fall 1991 Arizona grade groups and the national norms group using national percentile ranks for individual pupils.
- Average scores for the fall 1991 Arizona grade groups and the national norms group using national percentile ranks for groups (schools).
- Analysis of scores by group variables: sex, primary language, and race/ethnicity.

## GRADE 4

**Strengths and Weaknesses.** Arizona fourth-grade pupils collectively scored above the national average in Vocabulary, Reading Comprehension, Capitalization, Visual Materials, and Mathematics Problem Solving. Average grade equivalents ranged from 39.2 on Computation to 43.6 on Capitalization. National percentile ranks for the grade-equivalent averages were between 37 and 55. The average scores for Reading Comprehension, Capitalization, and Visual Materials were at or above the national medians.

Figure 4.



**Table 4**  
**COMPARISON OF 1988 NATIONAL NORMS AND 1991 ARIZONA AVERAGES**  
**GRADE FOUR (INDIVIDUAL NORMS)**

	NATIONAL NORMS			ARIZONA AVERAGES		
	Grade Equivalent	Percentile Rank <sup>a</sup>	Stanine	Grade Equivalent	Percentile Rank <sup>b</sup>	Stanine
<b>Vocabulary</b>	40.8	46	5	40.9	48	5
<b>Reading Comprehension</b>	41.5	48	5	42.0	50	5
Spelling	41.8	50	5	39.8	44	5
Capitalization	41.7	50	5	43.6	55	5
Punctuation	42.2	51	5	41.2	48	5
Usage and Expression	41.5	49	5	41.3	49	5
<b>Language Skills - Total</b>	41.8	49	5	41.6	49	5
Visual Materials	40.7	46	5	42.5	52	5
Reference Materials	41.0	48	5	39.7	44	5
<b>Work-Study Skills - Total</b>	40.7	47	5	41.1	49	5
Mathematics Concepts	41.5	49	5	40.1	44	5
Mathematics Problem Solving	40.7	46	5	40.9	47	5
Mathematics Computation	40.9	46	5	39.2	37	4
<b>Mathematics Skills - Total</b>	41.0	48	5	40.1	44	5
<b>Composite - Complete</b>	41.3	48	5	41.3	48	5

<sup>a</sup> Percentile ranks are for individuals. Percentile ranks for national values have been interpolated.

<sup>b</sup> Percentile ranks for state averages have been obtained by rounding average grade equivalents to the nearest whole number and converting them to percentile ranks from a conversion table.

**Table 5**  
**COMPARISON OF 1988 NATIONAL NORMS AND 1991 ARIZONA AVERAGES**  
**GRADE FOUR (GROUP NORMS)**

	NATIONAL NORMS			ARIZONA AVERAGES		
	Grade Equivalent	Percentile Rank <sup>a</sup>	Stanine	Grade Equivalent	Percentile Rank <sup>b</sup>	Stanine
Vocabulary	40.8	37	4	40.9	38	4
Reading Comprehension	41.5	40	5	42.0	43	5
Spelling	41.8	46	5	39.8	32	4
Capitalization	41.7	43	5	43.6	56	5
Punctuation	42.2	45	5	41.2	40	5
Usage and Expression	41.5	43	5	41.3	42	5
<b>Language Skills - Total</b>	41.8	42	5	41.6	41	5
Visual Materials	40.7	44	5	42.5	53	5
Reference Materials	41.0	42	5	39.7	34	4
<b>Work-Study Skills - Total</b>	40.7	11	5	41.1	44	5
Mathematics Concepts	41.5	43	5	40.1	33	4
Mathematics Problem Solving	40.7	41	5	40.9	42	5
Mathematics Computation	40.9	39	4	39.2	23	4
<b>Mathematics Skills - Total</b>	41.0	41	5	40.1	33	4
<b>Composite - Complete</b>	41.3	42	5	41.3	42	4

<sup>a</sup> Percentile ranks are for group averages. Percentile ranks for national values have been interpolated.

<sup>b</sup> Percentile ranks for state averages have been obtained by rounding average grade equivalents to the nearest whole number and converting them to percentile ranks from a conversion table.

**Table 6**  
**ANALYSIS BY VARIABLES**  
**GRADE FOUR**

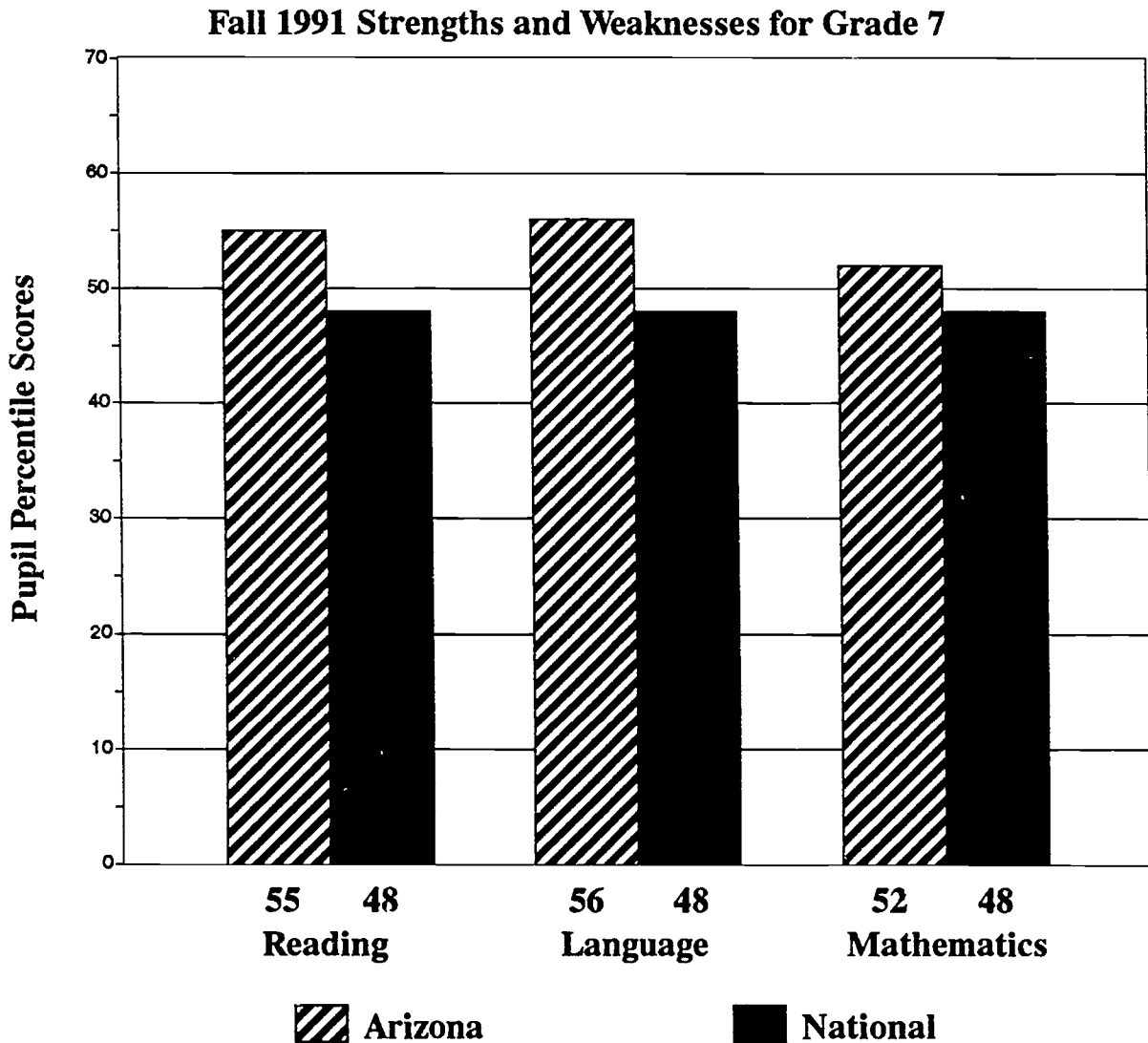
	READING COMPREHENSION			TOTAL LANGUAGE			TOTAL MATHEMATICS		
	Number	%	Grade Equiv. tile <sup>a</sup>	Number	%	Grade Equiv. tile <sup>a</sup>	Number	%	Grade Equiv. tile <sup>a</sup>
<b>Sex</b>									
Male	24,948	49.5	41	24,422	49.5	40	24,461	49.5	40
Female	24,596	48.8	43	24,127	48.9	43	24,121	48.8	40
No Response	868	1.7	39	836	1.7	38	845	1.7	38
<b>Primary Language</b>									
English	40,586	80.5	43	39,796	80.6	43	39,852	80.6	41
Spanish	4,172	8.3	34	4,094	8.3	35	4,101	8.3	36
Spanish exclusively	191	0.4	32	190	0.4	32	195	0.4	35
Navajo	788	1.6	32	781	1.6	34	783	1.6	34
Navajo exclusively	66	0.1	29	67	0.1	31	69	0.1	33
Other	654	1.3	37	644	1.3	39	643	1.3	39
Other exclusively	52	0.1	35	48	0.1	35	48	0.1	36
No Response	3,903	7.7	40	3,765	7.6	40	3,736	7.6	39
<b>Racial/Ethnic</b>									
White	29,633	58.8	45	29,079	58.9	44	29,150	59.0	42
Black	2,021	4.0	37	1,983	4.0	38	1,968	4.0	36
Hispanic	10,979	21.8	37	10,795	21.9	37	10,807	21.9	37
American Indian or Alaskan	2,966	5.9	35	2,874	5.8	35	2,870	5.8	35
Asian or Pacific Islander	733	1.5	45	724	1.5	47	724	1.5	44
No Response	4,080	8.1	40	3,930	8.0	40	3,908	7.9	39

<sup>a</sup> Based on individual norms.

## GRADE 7

**Strengths and Weaknesses.** As a group, Arizona seventh graders scored above the national average on all of the tests. Average grade-equivalent scores ranged from 70.6 on Vocabulary to 76.2 on Punctuation. National percentile ranks for these averages ranged from 47 to 58, with a median of 53. The average scores were above the national median on all but the Vocabulary, Mathematics Concepts, and Mathematics Computation tests.

**Figure 5.**





**Table 7**  
**COMPARISON OF 1988 NATIONAL NORMS AND 1991 ARIZONA AVERAGES**  
**GRADE SEVEN (INDIVIDUAL NORMS)**

	NATIONAL NORMS			ARIZONA AVERAGES		
	Grade Equivalent	Percentile Rank <sup>a</sup>	Stanine	Grade Equivalent	Percentile Rank <sup>b</sup>	Stanine
<b>Vocabulary</b>	70.0	46	5	70.6	47	5
<b>Reading Comprehension</b>	70.8	48	5	74.5	55	5
Spelling	70.7	47	5	71.8	50	5
Capitalization	71.2	48	5	75.5	56	5
Punctuation	70.5	47	5	76.2	58	5
Usage and Expression	70.4	48	5	74.2	53	5
<b>Language Skills - Total</b>	70.6	48	5	74.6	56	5
Visual Materials	69.7	46	5	75.1	57	5
Reference Materials	70.2	47	5	73.2	53	5
<b>Work-Study Skills - Total</b>	70.0	48	5	74.2	56	5
Mathematics Concepts	71.6	49	5	71.3	49	5
Mathematics Problem Solving	69.8	46	5	71.8	50	5
Mathematics Computation	70.0	47	5	71.1	48	5
<b>Mathematics Skills - Total</b>	70.2	48	5	71.5	52	5
<b>Composite - Complete</b>	70.3	49	5	73.4	56	5

<sup>a</sup> Percentile ranks are for individuals. Percentile ranks for national values have been interpolated.

<sup>b</sup> Percentile ranks for state averages have been obtained by rounding average grade equivalents to the nearest whole number and converting them to percentile ranks from a conversion table.

**Table 8**  
**COMPARISON OF 1988 NATIONAL NORMS AND 1991 ARIZONA AVERAGES**  
**GRADE SEVEN (GROUP NORMS)**

	NATIONAL NORMS			ARIZONA AVERAGES		
	Grade Equivalent	Percentile Rank <sup>a</sup>	Stanine	Grade Equivalent	Percentile Rank <sup>b</sup>	Stanine
Vocabulary	70.0	37	4	70.6	39	4
Reading Comprehension	70.8	39	4	74.5	56	5
Spelling	70.7	42	5	71.8	48	5
Capitalization	71.2	41	5	75.5	59	5
Punctuation	70.5	40	5	76.2	64	6
Usage and Expression	70.4	40	5	74.2	54	5
<b>Language Skills - Total</b>	70.6	38	4	74.6	56	5
Visual Materials	69.7	42	5	75.1	61	6
Reference Materials	70.2	41	5	73.2	54	5
<b>Work-Study Skills - Total</b>	70.0	41	5	74.2	59	5
Mathematics Concepts	71.6	45	5	71.3	44	5
Mathematics Problem Solving	69.8	43	5	71.8	52	5
Mathematics Computation	70.0	38	4	71.1	46	5
<b>Mathematics Skills - Total</b>	70.2	41	5	71.5	49	5
<b>Composite - Complete</b>	70.3	39	5	73.4	54	5

<sup>a</sup> Percentile ranks are for group averages. Percentile ranks for national values have been interpolated.

<sup>b</sup> Percentile ranks for state averages have been obtained by rounding average grade equivalents to the nearest whole number and converting them to percentile ranks from a conversion table.

**Table 9**  
**ANALYSIS BY VARIABLES**  
**GRADE SEVEN**

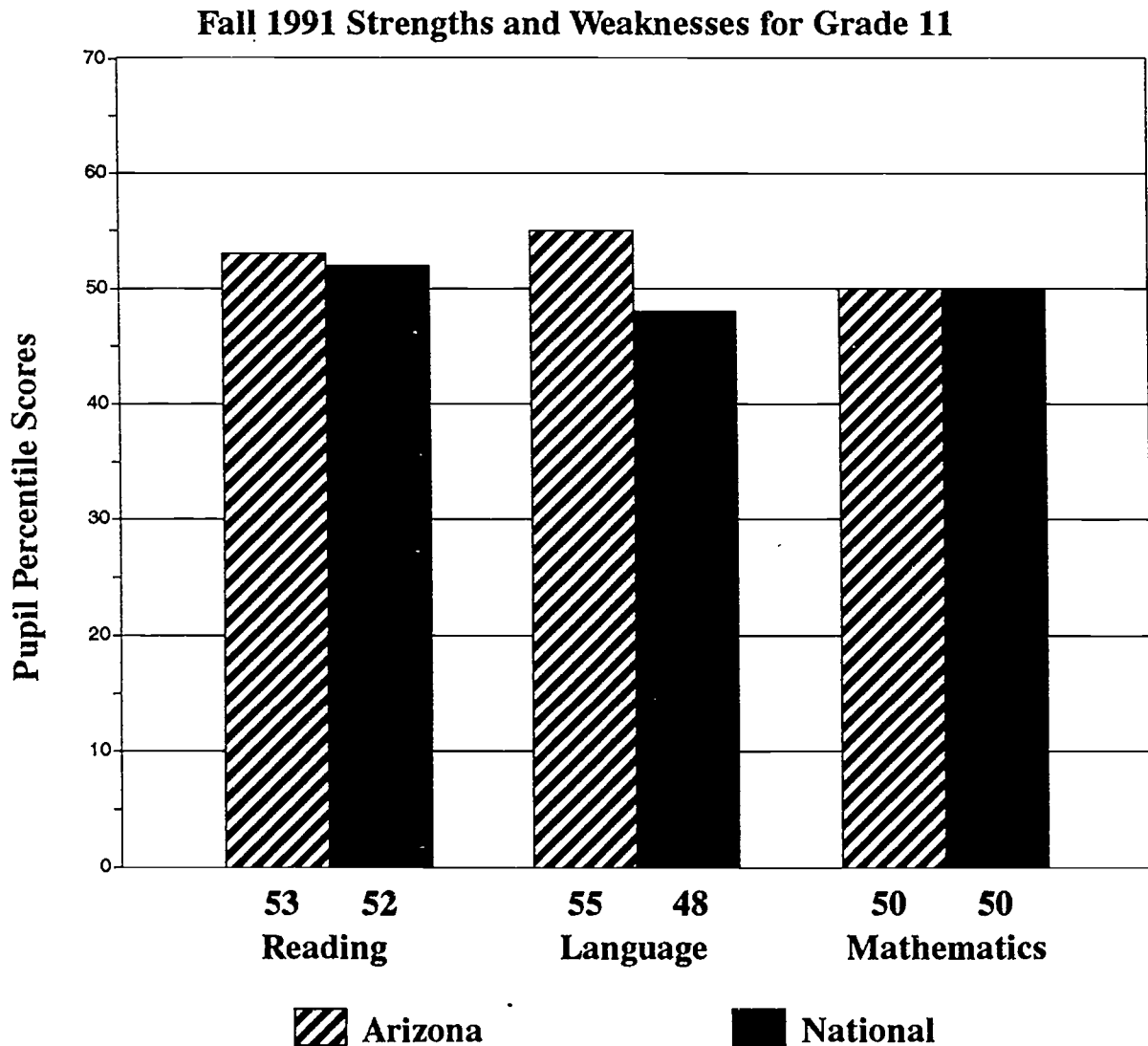
	READING COMPREHENSION			TOTAL LANGUAGE			TOTAL MATHEMATICS		
	Number	%	Grade Equiv. tiled <sup>a</sup>	Number	%	Grade Equiv. tiled <sup>a</sup>	Number	%	Grade Equiv. tiled <sup>a</sup>
<b>Sex</b>									
Male	23,093	49.7	73	22,499	49.7	71	22,509	49.6	71
Female	22,603	48.6	76	22,068	48.7	78	22,091	48.7	72
No Response	775	1.7	70	740	1.6	70	766	1.7	67
<b>Primary Language</b>									
English	37,784	81.3	76	36,838	81.3	76	36,879	81.3	73
Spanish	3,445	7.4	64	3,360	7.4	65	3,359	7.4	65
Spanish exclusively	150	0.3	61	150	0.3	63	148	0.3	63
Navajo	682	1.5	61	671	1.5	62	676	1.5	62
Navajo exclusively	60	0.1	59	58	0.1	60	57	0.1	61
Other	500	1.1	71	491	1.1	72	489	1.1	71
Other exclusively	47	0.1	67	46	0.1	66	45	0.1	68
No Response	3,803	8.2	72	3,693	8.2	71	3,713	8.2	70
<b>Racial/Ethnic</b>									
White	26,515	57.1	79	25,938	57.2	78	25,968	57.2	75
Black	1,730	3.7	68	1,681	3.7	70	1,686	3.7	66
Hispanic	10,574	22.8	68	10,268	22.7	69	10,290	22.7	67
American Indian or Alaskan	2,917	6.3	65	2,828	6.2	66	2,810	6.2	64
Asian or Pacific Islander	642	1.4	81	630	1.4	83	632	1.4	79
No Response	4,093	8.8	72	3,962	8.7	72	3,980	8.8	70

<sup>a</sup> Based on individual norms.

## GRADE 11

**Strengths and Weaknesses.** The group of Arizona eleventh graders scored at or above the national average on Reading Comprehension, Mathematics, Written Expression and Using Sources of Information tests. Average grade-equivalent scores ranged from 116.2 on Written Expression to 121.9 on Using Sources of Information. National percentile ranks for average scores ranged from 50 to 55 with a median of 53.5. The eleventh graders exceeded the national median on Reading Comprehension, Written Expression and Using Sources of Information.

Figure 6.



**Table 10**  
**COMPARISON OF 1988 NATIONAL NORMS AND 1991 ARIZONA AVERAGES**  
**GRADE ELEVEN (INDIVIDUAL NORMS)**

	NATIONAL NORMS <sup>a</sup>			ARIZONA AVERAGES <sup>a</sup>		
	Grade Equivalent	Percentile Rank <sub>b</sub>	Stanine <sub>b</sub>	Grade Equivalent	Percentile Rank <sub>b</sub>	Stanine <sub>b</sub>
Reading Comprehension	114.0	52	5	118.7	53	5
Mathematics	114.8	50	5	116.6	50	5
Written Expression	109.0	48	5	116.2	55	5
Using Sources of Information	115.4	53	5	121.9	54	5
Composite - Basic	113.4	51	5	120.3	54	5

<sup>a</sup> Derived from mean scaled score.

<sup>b</sup> Based on individual norms.

Table 11  
**COMPARISON OF 1988 NATIONAL NORMS AND 1991 ARIZONA AVERAGES**  
**GRADE ELEVEN (GROUP NORMS)**

	NATIONAL NORMS <sup>a</sup>			ARIZONA AVERAGES <sup>a</sup>		
	Grade Equivalent	Percentile Rank <sup>b</sup>	Stanine <sup>b</sup>	Grade Equivalent	Percentile Rank <sup>b</sup>	Stanine <sup>b</sup>
Reading Comprehension	114.0	46	5	118.7	50	5
Mathematics	114.8	48	5	116.6	48	5
Written Expression	109.0	40	5	116.2	61	6
Using Sources of Information	115.4	57	5	121.9	59	5
Composite - Basic	113.4	49	5	120.3	56	5

<sup>a</sup> Derived from mean scaled score.

<sup>b</sup> Based on group norms.

Table 12  
ANALYSIS BY VARIABLES  
GRADE ELEVEN

	READING			LANGUAGE			MATHEMATICS		
	Number	%	Grade Equiv. title <sup>a</sup>	Number	%	Grade Equiv. title <sup>a</sup>	Number	%	Grade Equiv. title <sup>a</sup>
<b>Sex</b>									
Male	16,334	48.8	117	16,211	48.8	111	16,350	48.9	119
Female	16,293	48.7	121	16,150	48.6	122	16,268	48.6	115
No Response	844	2.5	102	837	2.5	101	848	2.5	100
<b>Primary Language</b>									
English	25,314	78.6	123	26,099	78.6	120	26,347	78.7	120
Spanish	2,322	6.9	92	2,289	6.9	98	2,313	6.9	96
Spanish exclusively	153	0.5	85	151	0.5	89	154	0.5	94
Navajo	330	1.0	85	332	1.0	95	332	1.0	89
Navajo exclusively	68	0.2	109	67	0.2	110	68	0.2	111
Other	402	1.2	101	405	1.2	106	404	1.2	119
Other exclusively	60	0.2	103	60	0.2	112	59	0.2	129
No Response	3,822	11.4	110	3,795	11.4	109	3,789	11.3	110
<b>Racial/Ethnic</b>									
White	18,614	55.6	130	18,511	55.8	124	18,628	55.7	126
Black	1,111	3.3	102	1,102	3.3	104	1,125	3.4	98
Hispanic	7,059	21.1	103	6,968	21.0	105	7,051	21.1	101
American Indian or Alaskan	1,927	5.8	96	1,883	5.7	101	1,939	5.8	97
Asian or Pacific Islander	713	2.1	124	710	2.1	124	708	2.1	135
No Response	4,047	12.1	112	4,024	12.1	110	4,015	12.0	111

<sup>a</sup> Based on individual norms.

## GENERAL SUMMARY OF FINDINGS

Arizona pupils collectively scored in the average range in Reading, Language, and Mathematics across all three grades. In general, they performed at about the same level of achievement as average pupils in the same grades across the nation, based on 1987-88 national norms.

**Gender.** Average Reading scores for females were higher than those for males at all grade levels. The differences ranged from 2 months at grade 4 to 3 months at grade 7 and 4 months at grade 11. A similar pattern was observed for Language, except that the differences were larger at the higher two grade levels. In Mathematics, the female group outscored the male group by one month in grade 7, but the male group outscored the female group by 4 months in grade 11. There was no difference in grade 4.

**Racial/Ethnic.** The racial/ethnic classifications used were White, Black, Hispanic, American Indian/Alaskan Native and Asian/Pacific Islander. The White group comprised approximately 57% of the total number of pupils tested; the Black group accounted for approximately 4% of the total; the Hispanic group approximately 22%; the American Indian/Alaskan Native group approximately 6% and the Asian/Pacific Islander approximately 2% of Arizona pupils tested. No racial/ethnic background was indicated for approximately 9% of the pupils tested.

The White and Asian/Pacific Islander groups scored at or above the national average across all grade levels. The White group scored as high or higher than the Asian/Pacific Islander group in Reading Comprehension in grades 4 and 11, but lower in grade 7. The Asian/Pacific Islander group scored as well or better than the White group at all grade levels in Language and Mathematics.

The Black, Hispanic, and American Indian/Alaskan Native Groups scored below the national average in all subject areas at all grade levels. The Hispanic group tended to score slightly higher than the Black group in Reading. In Language, the Black group scored slightly higher than the Hispanic group except in grade 11. The Hispanic group scored higher than the Black group in Mathematics at all three grade levels. Both of these groups scored higher than the American Indian/Alaskan Native group in all three areas.

In summary, the data in this report show:

- Arizona Pupils scored in the average stanine range in all subject areas at all three grade levels.
- Reading performance was above the national average in all three grades.
- Language performance was at or above the national average in grades 4 and 7, but slightly below average in grade 4.
- Average scores in Mathematics were above the national average in grades 7 and 11, and below the national average in grade 4.
- Females tended to outscore males in Reading and Language. Gender differences were smaller in Mathematics, where the male group outperformed the female group in grade 11.
- The White and Asian/Pacific Islander groups scored at or above the national averages for Reading Comprehension, Language, and Mathematics at all grade levels. The Black, Hispanic, and American Indian/Alaskan Native groups tended to score below the national average.



# Appendix to the Statewide Report

For

## Arizona Pupil Achievement Testing

June 1992


U.S. DEPARTMENT OF EDUCATION  
Office of Educational Research and Improvement  
EDUCATIONAL RESOURCES INFORMATION  
CENTER (ERIC)

- This document has been reproduced as received from the person or organization originating it.
- Minor changes have been made to improve reproduction quality.
- Points of view or opinions stated in this document do not necessarily represent official OERI position or policy.

"PERMISSION TO REPRODUCE THIS  
MATERIAL HAS BEEN GRANTED BY

LINDA EDGINGTON

TO THE EDUCATIONAL RESOURCES  
INFORMATION CENTER (ERIC)."



Arizona Department of Education  
C. Diane Bishop, Superintendent

1535 West Jefferson  
Phoenix, Arizona 85007

BEST COPY AVAILABLE

TM 020724

**Appendix to the Statewide Report**  
**For**  
**Arizona Pupil Achievement Testing**

**June 1992**

**Arizona Department of Education**  
**C. Diane Bishop, Superintendent**

**1535 West Jefferson**  
**Phoenix, Arizona 85007**

# CONTENTS

<b>Appendix A</b>	Fall 1992 Percentile Ranks* for Individuals for <b>Reading</b> on the Iowa Tests of Basic Skills (Grades 4 and 7) and the Tests of Achievement and Proficiency (Grade 11)	<b>1A-47A Reading</b>
<b>Appendix B</b>	Fall 1992 Percentile Ranks* for Individuals for <b>Language</b> on the Iowa Tests of Basic Skills (Grades 4 and 7) and the Tests of Achievement and Proficiency (Grade 11)	<b>1B-47B Language</b>
<b>Appendix C</b>	Fall 1992 Percentile Ranks* for individuals for <b>Mathematics</b> on the Iowa Tests of Basic Skills (Grades 4 and 7) and the Tests of Achievement and Proficiency (Grade 11)	<b>1C-47C Mathematics</b>

\* Percentile ranks (PR) for individuals are developed from the distribution of individual pupils scores. On the ITBS, PRs for individuals are derived from the mean Grade Equivalent (GE). On the TAP, the PRs for individuals are derived from the mean Developmental Standard Score (DSS).

The subjects or reading, language and mathematics for the fall 1992 **Arizona Pupil Achievement Program** are composed of the following subtests:

Grades/Test	Series	Subject Areas	Subtests
Grades 4 and 7	ITBS	Reading	Reading Comprehension (R)
		Language	Spelling (L-1) Capitalization (L-2) Punctuation (L-3) Usage and Expression (L-4)
		Mathematics	Mathematics Concepts (M-1) Mathematics Problem Solving (M-2) Mathematics Computation (M-3)
Grade 11	TAP	Reading Language Mathematics	Reading Comprehension Written Expression Mathematics

## Appendix A

Fall 1992 Percentile Ranks for Individuals for **Reading** on the

- Iowa Tests of Basic Skills (Grades 4 and 7)
- Tests of Achievement and Proficiency (Grade 11)



# ARIZONA PUPIL ACHIEVEMENT TESTING

## READING NATIONAL INDIVIDUAL PERCENTILE RANK OCTOBER 1991

COUNTY DISTRICT SCHOOL	GRADE					
	FOUR	SEVEN	ELEVEN			
NATIONAL	48	48	52			
STATEWIDE	50	55	53			
APACHE	34	38	31			
ALPINE ELEM DISTRICT	65	87				
ALPINE SCHOOL	65	87				
CHINLE UNIFIED DISTR	26	30	18			
CHINLE ELEMENTARY SC	27		18			
CHINLE HIGH SCHOOL		29				
CHINLE JUNIOR HIGH S	24					
MARY FARMS SCHOOL	24	36				
TSAILLE SCHOOL						
CONCHO ELEM DISTRICT	73	47				
CONCHO SCHOOL	73	47				
GANADO UNIFIED DISTR	21	32	26			
GANADO HIGH SCHOOL			26			
GANADO INTERMEDIATE	21	32				
GANADO MIDDLE SCHOOL						
MCMARY ELEM DISTRICT	20	35				
MCMARY SCHOOL	20	35				
RED MESA UNIFIED DIS	16	26	17			
RED MESA HIGH SCHOOL			17			
RED MESA SCH/OIL	17	27				
ROUND ROCK SCHOOL	13	25				
ROUND VALLEY UNIFIED	62	63	60			
ROUND VALLEY HIGH SC						
ROUND VALLEY INTER		63				
ROUND VALLEY MIDDLE	62		60			



# ARIZONA PUPIL ACHIEVEMENT TESTING

## READING NATIONAL INDIVIDUAL PERCENTILE RANK OCTOBER 1991

COUNTY DISTRICT SCHOOL	GRADE				ELEVEN
	FOUR	SEVEN	SEVEN	ELEVEN	
NATIONAL	48	48			52
STATEWIDE	50	55			53
SANDERS UNIFIED DIST	22	29			30
SANDERS ELEMENTARY	22	29			30
SANDERS JUNIOR HIGH					
VALLEY HIGH SCHOOL					
ST JOHNS UNIFIED DIS	62	58			64
ST JOHNS HIGH SCHOOL					
ST JOHNS MIDDLE SCHO	62	58			64
VERNON ELEMENTARY DI	70				
VERNON SCHOOL	70				
WINDOM ROCK UNIFIED	31	34			31
FT DEFIANCE SCHOOL					
TSO HO TSO MIDDLE SC	29	34			31
WINDOM ROCK HIGH SCH					
WINDOM ROCK SCHOOL	33				
					50



# ARIZONA PUPIL ACHIEVEMENT TESTING

## READING NATIONAL INDIVIDUAL PERCENTILE RANK OCTOBER 1991

COUNTY DISTRICT SCHOOL	GRADE					
	FOUR	SEVEN	ELEVEN			
NATIONAL	48	48	52			
STATEWIDE	50	55	53			
COCHISE	47	58	54			
APACHE ELEM DISTRICT	36					
APACHE SCHOOL	36					
ASH CREEK ELEM DISTR	38	68				
ASH CREEK SCHOOL	38	68				
BENSON ELEM DISTRICT	56	58				
BENSON MIDDLE SCHOOL	56	58				
BENSON PRIMARY SCHOO						
BENSON UNION HIGH SC			43			
BENSON UNION HIGH SC			43			
BISBEE UNIFIED DISTR	42	68	39			
BISBEE HIGH SCHOOL	42	68	39			
LOWELL SCHOOL						
BOWIE UNIFIED DISTRI	39	25	48			
BOWIE HIGH SCHOOL	39	25	48			
BOWIE SCHOOL						
COCHISE ELEM DISTRICT	83	68				
COCHISE SCHOOL	83	68				
DOUBLE ADOBE ELEM DI	41					
DOUBLE ADOBE SCHOOL	41	47				
DOUGLAS UNIFIED DIST	33					
A AVENUE SCHOOL	31					



# ARIZONA PUPIL ACHIEVEMENT TESTING

## READING NATIONAL INDIVIDUAL PERCENTILE RANK OCTOBER 1991

COUNTY	DISTRICT	SCHOOL	GRADE					ELEVEN
			FOUR	SEVEN	TEN	THIRTEEN	SIXTEEN	
NATIONAL			48	48			52	
STATEWIDE			50	55			53	
		CLAMSON SCHOOL	26	43			51	
		DOUGLAS HIGH SCHOOL	26					
		DOUGLAS JUNIOR HIGH	32					
		FARAS SCHOOL	34					
		FIFTEENTH STREET SCH	18	49				
		JOE CARLSON SCHOOL	52					
		PAUL H. HUBER JR HIG						
		SARAH MARLEY SCHOOL						
		STEVENSON SCHOOL	39	61				
		ELFRIDA ELEM DISTRIC	39	61				
		ELFRIDA SCHOOL	42	56				
		FT HUACHUCA ACCOM SC		56				
		COLONEL SMITH MIDDLE	42					
		GENERAL MYER SCHOOL						
		MCNEAL ELEM DISTRICT	56	65				
		MCNEAL SCHOOL	56	65				
		NACO ELEM DISTRICT	36	49				
		NACO SCHOOL	36	49				
		PALOMINAS ELEM DISTR	57	65				
		PALOMINAS SCHOOL	57	65				
		PEARCE ELEM DISTRICT	62	71				
		PEARCE SCHOOL	62	71				
		POWERENE ELEM DISTRI	54	76				
		POWERENE SCHOOL	54	76				

54

53





# ARIZONA PUPIL ACHIEVEMENT TESTING

## READING NATIONAL INDIVIDUAL PERCENTILE RANK OCTOBER 1991

COUNTY DISTRICT SCHOOL	GRADE			ELEVEN
	FOUR	SEVEN		
NATIONAL	48	48		52
STATEWIDE	50	55		53
SAN SIMON UNIFIED DI	50	51		68
SAN SIMON HIGH SCHOOL	50	51		68
SAN SIMON SCHOOL	55	62		59
SIERRA VISTA UNIFIED	57			59
BELLA VISTA SCHOOL	47			
BUENA HIGH SCHOOL	53			
CARMICHAEL SCHOOL	57			
HUACHUCA MOUNTAIN	63	62		
PUEBLO DEL SOL SCHOOL	51			
SIERRA VISTA MIDDLE	81	71		70
TOWN AND COUNTRY SCH	81	71		70
VILLAGE MEADOWS SCHOO	49	54		51
ST DAVID UNIFIED DIS	44	51		51
ST DAVID HIGH SCHOOL	66	59		64
ST DAVID SCHOOL				64
TOMBSTONE UNIFIED DI	51	60		53
HUACHUCA CITY SCHOOL				
TOMBSTONE HIGH SCHOOL				
MALTER J MEYER SCHOOL				
VALLEY UNION H.S.				
VALLEY UNION HIGH SC				
MILLCOX UNIFIED DIST	51	60		53
MILLCOX ELEMENTARY S				
MILLCOX HIGH SCHOOL	51	60		53
MILLCOX MIDDLE SCHOOL				



# ARIZONA PUPIL ACHIEVEMENT TESTING

## READING NATIONAL INDIVIDUAL PERCENTILE RANK OCTOBER 1991

COUNTY DISTRICT SCHOOL	GRADE			ELEVEN
	FOUR	SEVEN		
NATIONAL	48	48		52
STATEWIDE	50	55		53
COCOONINO	51	59		50
FLAGSTAFF UNIFIED DI	60	63		54
CHARLES M SECHRIST S	74			52
COCOONINO HIGH SCHOOL	57			54
CROMER ELEMENTARY	62	63		
EAST FLAGSTAFF JHS				
EVA MARSHALL SCHOOL				
FLAGSTAFF HIGH SCHOOL				
FLAGSTAFF JUNIOR HIG	62	63		
JOHN Q THOMAS SCHOOL	71			
KNOLES ELEMENTARY	34	47		
LEUPP	56			
LURA KINSEY SCHOOL	68			
MANUEL DEMIGUEL	56			
NEIL V CHRISTENSEN S	51			
SINAQUA HIGH SCHOOL	56			
SOUTH BEAVER SCHOOL	43			
THOMAS R WEITZEL SCH	43			
H F KILLIP SCHOOL	43	59		58
FREDONIA/MOCCASIN UN	43	59		58
ELEMENTARY SCHOOL	44			
HIGH SCHOOL	44	70		64
GRAND CANYON UNIFIED	44	70		64
GRAND CANYON HIGH SC				
GRAND CANYON SCHOOL	42			
MAINE CONSOLIDATED E	42			
MAINE CONSOLIDATED S	42			
PAGE UNIFIED DISTRIC	38	57		41
DESERT VIEW ELEMENTA	36			
LAKE VIEW ELEMENTARY	41			



# ARIZONA PUPIL ACHIEVEMENT TESTING

## READING NATIONAL INDIVIDUAL PERCENTILE RANK OCTOBER 1991

COUNTY	DISTRICT	SCHOOL	GRADE					ELEVEN
			FOUR	SEVEN				
NATIONAL			48	48			52	
STATEWIDE			50	55			53	
		PAGE HIGH SCHOOL						
		PAGE MIDDLE SCHOOL						
		TUBA CITY UNIFIED DI	33	57			41	
		EAGLE'S NEST MID						
		TUBA CITY HIGH SCHOOL	33	40			31	
		TUBA CITY JUNIOR HIG						
		MILLIANS UNIFIED DIS	62	64			60	
		MILLIANS ELEMENTARY						
		MILLIANS HIGH SCHOOL	62	64			60	
							60	



# ARIZONA PUPIL ACHIEVEMENT TESTING

## READING NATIONAL INDIVIDUAL PERCENTILE RANK OCTOBER 1991

COUNTY	DISTRICT SCHOOL	GRADE					ELEVEN
		FOUR	SEVEN	SEVEN	SEVEN	SEVEN	
NATIONAL		48	48				52
STATEWIDE		50	55				53
GILA		55	48				53
	GLOBE UNIFIED DISTRICT	51	50				59
	COPPER RIM ELEMENTARY	51	50				59
	GLOBE HIGH SCHOOL						
	GLOBE JR. HIGH SCHOOL						
	HAYDEN MINKELMAN UNIT	34	39				38
	HAYDEN HIGH SCHOOL						
	LEONOR HANBLY JUNIOR						
	MINKELMAN INTERMED	34	39				38
	MIAMI UNIFIED DISTRICT	50	47				52
	CENTRAL HEIGHTS SCHOOL						
	INSPIRATION ADDITION	53					
	LAS LOMAS SCHOOL	31					
	LEE KORNEGAY JUNIOR HIGH SCHOOL	65					
	MIAMI HIGH SCHOOL						
	PAYSON UNIFIED DISTRICT	54	59				58
	JULIA RANDALL SCHOOL						
	PAYSON ELEMENTARY	44					
	PAYSON HIGH SCHOOL	64					
	PAYSON JUNIOR HIGH SCHOOL						
	PINE ELEMENTARY DISTRICT	58	51				58
	PINE SCHOOL	58	51				
	SAN CARLOS UNIFIED	25	32				23
	RICE ELEMENTARY						
	SAN CARLOS HIGH SCHOOL	25	32				23



# ARIZONA PUPIL ACHIEVEMENT TESTING

## READING NATIONAL INDIVIDUAL PERCENTILE RANK OCTOBER 1981

COUNTY DISTRICT SCHOOL	GRADE					ELEVEN
	FOUR	SEVEN	SEVEN	SEVEN	SEVEN	
NATIONAL	48	48				52
STATEWIDE	50	55				53
TONTO BASIN ELEM DIS	70	47				54
TONTO BASIN SCHOOL	70	47				54
YOUNG ELEM DISTRICT	67	64				
YOUNG ELEMENTARY SCH	67	64				
YOUNG TEACHING HIGH						

63

64



# ARIZONA PUPIL ACHIEVEMENT TESTING

## READING NATIONAL INDIVIDUAL PERCENTILE RANK OCTOBER 1991

COUNTY DISTRICT SCHOOL	GRADE					ELEVEN
	FOUR	SEVEN	TEN	THIRTEEN	SIXTEEN	
NATIONAL	48	48				52
STATEWIDE	50	55				53
GRAHAM	49	55				53
BONITA ELEM DISTRICT	48	70				
BONITA SCHOOL	48	70				
FT THOMAS UNIFIED DI	29	29				26
FT THOMAS ELEMENTARY	29	29				26
FT THOMAS HIGH SCHOOL						
PIMA UNIFIED DISTRICT	50	51				55
PIMA ELEMENTARY SCHO	50	51				55
PIMA HIGH SCHOOL						
SAFFORD UNIFIED DIST	50	55				54
LAFE NELSON SCHOOL						
SAFFORD HIGH SCHOOL	50					
SAFFORD MIDDLE SCHOOL						
SOLOMONVILLE ELEM DI	41	47				
SOLOMONVILLE SCHOOL	41	47				
THATCHER UNIFIED DIS	55	64				61
THATCHER ELEMENTARY						
THATCHER HIGH SCHOOL	55	64				61
THATCHER MIDDLE						
						66



# ARIZONA PUPIL ACHIEVEMENT TESTING

## READING NATIONAL INDIVIDUAL PERCENTILE RANK OCTOBER 1991

COUNTY DISTRICT SCHOOL	GRADE					ELEVEN
	FOUR	SEVEN	SEVEN	SEVEN	SEVEN	
NATIONAL	48	48				52
STATEWIDE	50	55				53
GREENLEE	51	58				55
BLUE ELEM DISTRICT						
BLUE SCHOOL						
CLIFTON UNIFIED DIST	49	46				56
CLIFTON HIGH SCHOOL						
LAUGHARN SCHOOL	49	46				56
DUNCAN UNIFIED DISTR	55	59				53
DUNCAN HIGH SCHOOL						
DUNCAN SCHOOL	55	59				53
EAGLE ELEM DISTRICT						
EAGLE ELEM SCHOOL						
MORENCI UNIFIED DIST	50	63				57
FAIRBANKS SCHOOL						
MORENCI JR/SR HIGH	50	63				57
						68



# ARIZONA PUPIL ACHIEVEMENT TESTING

## READING NATIONAL INDIVIDUAL PERCENTILE RANK OCTOBER 1991

COUNTY DISTRICT SCHOOL	GRADE					ELEVEN
	FOUR	SEVEN				
NATIONAL	48	48				52
STATEWIDE	50	55				53
LA PAZ	43	43				51
BICENTENNIAL U H.S.						55
SALOME HIGH SCHOOL						55
BOUSE ELEM DISTRICT	50	75				
BOUSE SCHOOL	50	75				
PARKER UNIFIED DISTR	41	43				50
LE PERA SCHOOL	34	36				
PARKER HIGH SCHOOL						
WALLACE SCHOOL	44	46				
QUARTZSITE ELEM DIST	41	41				
EHRENBERG SCHOOL	37	39				
QUARTZSITE SCHOOL	54	43				
SALOME CONSOLIDATED	61	43				
SALOME SCHOOL	61	43				
WENDEN ELEM DISTRICT	49	59				
WENDEN SCHOOL	49	59				
						70





# ARIZONA PUPIL ACHIEVEMENT TESTING

## READING NATIONAL INDIVIDUAL PERCENTILE RANK

OCTOBER 1991

COUNTY	DISTRICT	SCHOOL	GRADE					ELEVEN
			FOUR	SEVEN	SEVEN	SEVEN	SEVEN	
NATIONAL			48	48	48			52
STATEWIDE			50	55	55			53
MARICOPA			53	58	58			55
	AGUA FRIA UNION H.S.							50
	AGUA FRIA UNION H.S.							50
	AGUILA ELEM DISTRICT		19	29	29			
	AGUILA SCHOOL		19	29	29			
	ALHAMBRA ELEM DISTRI		44	48	48			
	ALHAMBRA TRADITIONAL		75	77	77			
	ANDALUCIA SCHOOL		41	39	39			
	BARCELONA SCHOOL		39	50	50			
	CATALINA SCHOOL		49	50	50			
	CORDOVA SCHOOL		30	56	56			
	GRANADA EAST SCHOOL		37	41	41			
	R E SIMPSON SCHOOL		43	36	36			
	SEVILLA SCHOOL		56					
	ARLINGTON ELEM DISTR		57	48	48			
	ARLINGTON SCHOOL		57	48	48			
	AVONDALE ELEM DISTRI		39	40	40			
	AVONDALE JUNIOR HIGH		39	40	40			
	PIONEER SCHOOL		39	40	40			
	BALSZ ELEM DISTRICT		34	47	47			
	BALSZ SCHOOL		29	40	40			
	CROCKETT SCHOOL		22	38	38			
	GRIFFITH SCHOOL		37	57	57			
	ORANGEDALE SCHOOL		46	48	48			
	BUCKEYE ELEM DISTRICT		36	43	43			
	BUCKEYE SCHOOL		36	43	43			72



# ARIZONA PUPIL ACHIEVEMENT TESTING

## READING NATIONAL INDIVIDUAL PERCENTILE RANK OCTOBER 1991

COUNTY	DISTRICT	SCHOOL	GRADE				
			FOUR	SEVEN	ELEVEN		
NATIONAL			48	48	52		
STATEWIDE			50	55	53		
	BUCKEYE UNION H.S.				51		
	BUCKEYE UNION HIGH S				51		
	BUCKEYE UNION HIGH S		46	50			
	CARTWRIGHT ELEM DIST						
	BYRON A BARRY SCHOOL		38				
	CARTWRIGHT SCHOOL		49				
	CHARLES W HARRIS		38				
	DESERT SANDS JR HIGH			53			
	ESTRELLA JUNIOR HIGH			48			
	FRANK BORMAN JR HIGH			48			
	GLENN L DOMNS SCHOOL		36				
	HEATHERBRAE SCHOOL		47				
	HOLIDAY PARK SCHOOL		47				
	JOHN F LONG SCHOOL		45				
	JUSTINE SPITALNY		51				
	PALM LANE SCHOOL		43				
	PERALTA SCHOOL		52				
	STARLIGHT PARK		45				
	SUNSET SCHOOL		44				
	TOMAHAWK SCHOOL		55				
	CAVE CREEK UNIFIED D		69	71	66		
	BLACK MOUNTAIN ELEM						
	CACTUS SHADOWS H S		69	71	66		
	DESERT ARROYO MIDDLE						
	CHANDLER UNIFIED DIS		57	58	55		
	ANDERSEN JUNIOR HIGH						
	ANDERSON ELEM		64	60			
	BOGLE JR HIGH SCHOOL						
	CHANDLER HIGH SCHOOL						
	ERIE SCHOOL		65				
	FRYE SCHOOL		31				
	GALVESTON SCHOOL		49				
	GOODMAN SCHOOL		73	57	55		74



# ARIZONA PUPIL ACHIEVEMENT TESTING

## READING NATIONAL INDIVIDUAL PERCENTILE RANK OCTOBER 1991

COUNTY	DISTRICT	SCHOOL	GRADE				ELEVEN
			FOUR	SEVEN	SEVEN	ELEVEN	
NATIONAL			48	48		52	
STATEWIDE			50	55		53	
		HARTFORD SCHOOL	57				
		HUMPHREY ELEMENTARY	63				
		JACOBSON SCHOOL	49				
		KNOX SCHOOL	60				
		SAN MARCOS ELEM	37				
		SHUMWAY ELEMENTARY	66				
		WEINBERG SCHOOL	59		56		
		WILLIS JUNIOR HIGH S					
		CREIGHTON ELEM DISTR	35		39		
		CREIGHTON SCHOOL			39		
		LARRY C. KENNEDY SCH	39				
		LOMA LINDA SCHOOL	32				
		MONTE VISTA SCHOOL	42				
		PAPAGO SCHOOL	30				
		SQUAN PEAK SCHOOL	46				
		WILLIAM T MACHAN SCH	29				
		DEER VALLEY UNIFIED	57		59		56
		ARRONHEAD ELEMENTARY	69				
		BARRY GOLDWATER H.S.					
		BELLAIR SCHOOL	54				
		CONSTITUTION SCHOOL	45				
		DEER VALLEY HIGH SCH					
		DEER VALLEY JUNIOR H					
		DESERT SAGE ELEM	60		53		60
		DESERT SKY JHS					
		DESERT WINDS SCHOOL	51				
		ESPERANZA ELEMENTARY	52		62		
		GREENBRIER	58				
		HILLCREST MIDDLE					
		MIRAGE SCHOOL	61		61		
		MOUNTAIN SHADOWS	55				
		NEW RIVER SCHOOL	53				
		PARK MEADOWS SCHOOL	64				
		SUNRISE SCHOOL	64				
		VILLAGE MEADOWS SCHO	51				



# ARIZONA PUPIL ACHIEVEMENT TESTING

## READING NATIONAL INDIVIDUAL PERCENTILE RANK OCTOBER 1991

COUNTY	DISTRICT	SCHOOL	GRADE					ELEVEN
			FOUR	SEVEN	TEN	THIRTEEN	SIXTEEN	
NATIONAL			48	48				52
STATEWIDE			50	55				53
	DYSART UNIFIED DISTR		39	36				30
		DYSART HIGH SCHOOL						
		DYSART JR. HIGH SCHO						
		EL MIRAGE SCHOOL	24	36				30
		KINGSHOOD SCHOOL	37					
		LUKE SCHOOL	55					
		SURPRISE SCHOOL	36					
	EAST VALLEY INST							17
		EAST VALLEY INST						17
	FOUNTAIN HILLS UNIFI		66	66				
		FOUR PEAKS ELEMENTAR	66	66				
		MCDOWELL MTN ELEMEN						
	FOWLER ELEM DISTRICT		36	41				
		FOWLER SCHOOL	36	41				
	GILA BEND UNIFIED DI		35	38				42
		GILA BEND HIGH SCHOO						
		GILA BEND SCHOOL	35	38				42
	GILBERT UNIFIED DIST		63	70				67
		BURK ELEMENTARY	61					
		GILBERT ELEMENTARY	55					
		GILBERT HIGH SCHOOL						
		GILBERT JUNIOR HIGH						
		GREENFIELD ELEMENTAR	60	69				67
		HARRIS ELEMENTARY	58					
		HOUSTON ELEMENTARY	71					
		ISLANDS ELEMENTARY	71					
		MESQUITE JUNIOR HIGH						
		NEELY ELEMENTARY	62	71				



# ARIZONA PUPIL ACHIEVEMENT TESTING

## READING NATIONAL INDIVIDUAL PERCENTILE RANK OCTOBER 1991

COUNTY	DISTRICT SCHOOL	GRADE					ELEVEN
		FOUR	SEVEN				
NATIONAL		48	48				52
STATEWIDE		50	55				53
	PATTERSON ELEMENTARY	65					
	PIONEER ELEMENTARY	58					
	VAL VISTA LAKE	65					
	GLENDALE ELEM DISTRI	44	49				
	BICENTENNIAL SCHOOL	44	47				
	CHALLENGER SCHOOL	54	51				
	GLENDALE AMERICAN	39					
	GLENDALE LANDMARK	30					
	GLENN F BURTON	49					
	HAROLD W SMITH	37	47				
	HORIZON SCHOOL	48					
	ISAAC E IMES SCHOOL	44					
	MELVIN E SINE SCHOOL						
	MENSEN/DICK/JACK						
	GLENDALE UNION H. S.						55
	APOLLO HIGH SCHOOL						54
	CORTEZ HIGH SCHOOL						57
	GLENDALE HIGH SCHOOL						44
	GREENWAY HIGH SCHOOL						51
	INDEPENDENCE H. S.						49
	MOON VALLEY H. S.						58
	SUNNYSLOPE H. S.						66
	THUNDERBIRD H. S.						52
	WASHINGTON H. S.						61
	HIGLEY ELEM DISTRICT	38	45				27
	HIGLEY SCHOOL	38	45				39
	HORSE MESA ACCON SCH	14	27				29
	CHARTER OF CHANDELER	22	39				21
	EAST VALLEY ACCON		17				
	ESTRELLA MOUNTAIN H.						
	NEW DAY EDUC CTR	11	37				



# ARIZONA PUPIL ACHIEVEMENT TESTING

## READING NATIONAL INDIVIDUAL PERCENTILE RANK OCTOBER 1991

COUNTY DISTRICT SCHOOL	GRADE					ELEVEN
	FOUR	SEVEN	SEVEN	SEVEN	SEVEN	
NATIONAL	48	48				52
STATENIDE	50	55				53
ISAAC ELEM DISTRICT	32	37				
ALTA E BUTLER SCHOOL	27	37				
ISAAC JUNIOR HIGH SC	25					
J B SUTTON SCHOOL	33					
JOSEPH ZITO SCHOOL	34					
MITCHELL SCHOOL	43					
P T COE SCHOOL						
KYRENE ELEM DISTRICT	61	67				
C I MAGGONER SCHOOL	63	68				
CENTENZIAL MIDDLE	66					
KYRENE DE LA COLINA	67					
KYRENE DE LA MARIPOS	53					
KYRENE DE LA PALOMA	60					
KYRENE DE LAS LOMAS	67					
KYRENE DE LOS LAGOS	56					
KYRENE DE LOS NINOS	73					
KYRENE DEL CIELO	38					
KYRENE DEL NORTE	57					
KYRENE DEL SURENEO	66					
KYRENE JUNIOR HIGH S		63				
KYRENE MONTE VISTA		69				
PUEBLO MIDDLE SCHOOL		43				
LAVEEN ELEM DISTRICT	32					
LAVEEN SCHOOL	36					
MC CASH SCHOOL	26					
LIBERTY ELEM DISTRICT	49					
ESTRELLA MOUNTAIN	57					
LIBERTY SCHOOL	44					
LITCHFIELD ELEM DIST	53					
LITCHFIELD SCHOOL	54					
						82



# ARIZONA PUPIL ACHIEVEMENT TESTING

## READING NATIONAL INDIVIDUAL PERCENTILE RANK OCTOBER 1991

COUNTY	DISTRICT	SCHOOL	GRADE					ELEVEN
			FOUR	SEVEN				
NATIONAL			48	48				52
STATEWIDE			50	55				53
		SCOTT LIBBY SCHOOL	52	53				
		WESTERN SKY MIDDLE						
		LITTLETON ELEM DISTR	34	43				
		LITTLETON SCHOOL	34	43				
		UNDERDOWN JHS						
		MADISON ELEM DISTRIC	68	68				
		MADISON HEIGHTS	70					
		MADISON MEADOWS		81				
		MADISON NO 1 SCHOOL		65				
		MADISON PARK II	52	43				
		MADISON R. C. SIMIS	78					
		MADISON ROSE LANE SC	65					
		MESA UNIFIED DISTRIC	57	64				61
		ADAMS SCHOOL	44					
		ALMA SCHOOL	64					
		CARSON JUNIOR HIGH S						
		CRISHON SCHOOL	67	58				
		DORSON HIGH SCHOOL						
		EDISON SCHOOL	49					66
		EISENHOWER SCHOOL	49					
		EMERSON SCHOOL	54					
		FALCON HILL	57					
		FIELD SCHOOL	61					
		FRANKLIN SCHOOL	68					
		FREMONT JUNIOR HIGH		48				
		FROST ELEMENTARY SCH	61					
		HALE SCHOOL	60					
		HAMTHORNE SCHOOL	59					
		HENDRIX JUNIOR HIGH						
		HERMOSA VISTA	60					
		HIGHLAND SCHOOL	66					
		HOLMES SCHOOL	41					
		IRVING SCHOOL	61					
		ISHIKAWA ELEMENTARY	69					84



# ARIZONA PUPIL ACHIEVEMENT TESTING

## READING NATIONAL INDIVIDUAL PERCENTILE RANK OCTOBER 1991

COUNTY	DISTRICT	SCHOOL	GRADE				
			FOUR	SEVEN	ELEVEN		
NATIONAL			48	48	52		
STATEWIDE			50	55	53		
		JEFFERSON SCHOOL	51				
		JOHNSON SCHOOL	70				
		JORDAN SCHOOL	54				
		KELLER SCHOOL		68			
		KING JUNIOR HIGH SCH					
		LEHI SCHOOL	52				
		LINCOLN SCHOOL	41				
		LINDBERGH SCHOOL	51				
		LONGFELLOW SCHOOL	42				
		LOWELL SCHOOL	34				
		MACARTHUR SCHOOL	72				
		MADISON ELEMENTARY	58				
		MENDOZA ELEMENTARY S	57				
		MESA HIGH SCHOOL		58	56		
		MESA JUNIOR HIGH SCH		18	38		
		MESA VISTA			71		
		MOUNTAIN VIEW HIGH S					
		POWEROY SCHOOL	65				
		PORTER	61				
		POSTON JUNIOR HIGH S		73			
		POMELL JUNIOR HIGH S		58			
		RED MOUNTAIN HIGH					
		REDBIRD SCHOOL	46				
		RHODES JUNIOR H.S.		75			
		ROBSON SCHOOL	70				
		ROOSEVELT SCHOOL	57				
		SALK SCHOOL	51				
		SANDRA DAY O'CONNOR	63				
		SHEPHERD JUNIOR HIGH		67			
		SIRRIENE SCHOOL	62				
		SOLSA ELEMENTARY	49				
		STEVENSON SCHOOL	47				
		T A P					
		TAFT SCHOOL	50				
		TAYLOR JUNIOR HIGH S		60			
		WASHINGTON SCHOOL	72				
		WEBSTER SCHOOL	44				
		WESTWOOD HIGH SCHOOL					
		WHITMAN SCHOOL	47				
		WHITTIER SCHOOL	49				
							86





# ARIZONA PUPIL ACHIEVEMENT TESTING

## READING NATIONAL INDIVIDUAL PERCENTILE RANK OCTOBER 1981

COUNTY DISTRICT SCHOOL	GRADE				
	FOUR	SEVEN			ELEVEN
NATIONAL STATEWIDE	48 50	48 55			52 53
MOBILE ELEM DISTRICT	33				
MOBILE ELEMENTARY	33				
MORRISTOWN ELEM DIST	44	39			
MORRISTOWN ELEMENTAR	44	39			
MURPHY ELEM DISTRICT	25	34			
ALFRED F. GARCIA SCH	24	36			
ARTHUR M. HAMILTON S	30	20			
JACK L. KUBAN SCHOOL	26	38			
WILLIAM R. SULLIVAN	22	41			
NADABURG ELEM DISTRI	37	36			
NADABURG SCHOOL	37	36			
OSBORN ELEM DISTRICT	39	50			
CLARENDON SCHOOL	38				
LONGVIEW SCHOOL	32				
OSBORN MIDDLE SCHOOL	48	50			
SOLANO SCHOOL					
PALO VERDE ELEM DIST	50	44			
PALO VERDE SCHOOL	50	44			
PALOMA ELEM DISTRICT	10	24			
PALOMA ELEMENTARY	10	24			
PARADISE VALLEY UNIF	63	64			65
AIRE LIBRE SCHOOL	57				88
ARROWHEAD SCHOOL	56				
CAMPO BELLO SCHOOL	54				

87



# ARIZONA PUPIL ACHIEVEMENT TESTING

## READING NATIONAL INDIVIDUAL PERCENTILE RANK OCTOBER 1991

COUNTY	DISTRICT	SCHOOL	GRADE					ELEVEN
			FOUR	SEVEN	SEVEN	SEVEN	SEVEN	
NATIONAL			48	48				52
STATEWIDE			50	55				53
		DESERT COVE SCHOOL	71					
		DESERT SHADOWS MIDDLE	75					
		DESERT SPRINGS ELEME	67					
		EAGLE RIDGE ELEMENTA	64					
		ECHO MOUNTAIN SCHOOL	52	74				
		FOOTHILLS	65					
		GOLD DUST SCHOOL	64					
		HIDDEN HILLS SCHOOL	64					
		HORIZON HIGH SCHOOL	61					72
		INDIAN BEND SCHOOL	54					
		LARKSPUR SCHOOL	65					
		LIBERTY SCHOOL	74					
		MERCURY MINE SCHOOL	70					
		NORTH RANCH	54					
		PALOMINO SCHOOL						
		PARADISE VALLEY HIGH						
		POLARIS ALTERNATIVE						
		QUAIL RUN SCHOOL	57					
		SANDPIPER SCHOOL	70					
		SHADOW MOUNTAIN HIGH						
		SHEA MIDDLE SCHOOL						
		SUNRISE MIDDLE						
		VILLAGE VISTA SCHOOL	64					
		VISTA VERDE SCHOOL						
		PENDERGAST ELEM DIST	44					
		DESERT HORIZON	41					
		GARDEN LAKES	60					
		PENDERGAST SCHOOL	45					
		VILLA DE PAZ	51					
		WESTMIND SCHOOL	31					
		PEORIA UNIFIED DISTR	59					
		ALTA LOMA SCHOOL	50					
		APACHE ELEMENTARY	58					
		CACTUS HIGH SCHOOL	74					
		CANYON ELEMENTARY						
								62
								68
								62
								62
								66
								64
								57
								44
								42
								50
								45
								40
								62
								49
								62

90

89



# ARIZONA PUPIL ACHIEVEMENT TESTING

## READING NATIONAL INDIVIDUAL PERCENTILE RANK OCTOBER 1991

COUNTY	DISTRICT	SCHOOL	GRADE					ELEVEN
			FOUR	SEVEN	TEN	THIRTEEN	SIXTEEN	
NATIONAL			48	48				52
STATEWIDE			50	55				53
		COPPERWOOD SCHOOL	65	67				
		COTTON BOLL ELEM	54	53				
		DESERT PALMS SCHOOL	61	65				
		DESERT VALLEY ELEM	70	68				
		FOOTHILLS SCHOOL	61	63				
		HERITAGE SCHOOL	57	65				
		IRA A MURPHY SCHOOL	51	52				
		IRONWOOD HIGH SCHOOL						
		KACHINA SCHOOL	57	68				63
		OAKWOOD	64	67				
		OASIS ELEMENTARY	60	59				
		PEORIA ELEMENTARY SC	47	61				
		PEORIA HIGH SCHOOL						
		PIONEER SCHOOL	59	66				54
		SAHUARO RANCH ELEM	59	62				
		SKYVIEW ELEMENTARY	64	64				
		SUN VALLEY ELEMENTAR	53	56				
		SUNDANCE SCHOOL	59	61				
		PHOENIX ELEM DISTRIC	31	38				
		BETHUNE SCHOOL	26	42				
		CAPITOL SCHOOL	41					
		DUNBAR SCHOOL	17					
		EDISON SCHOOL	27	31				
		EMERSON SCHOOL	43					
		GARFIELD SCHOOL	27					
		HEARD SCHOOL	43	41				
		HERRERA SCHOOL	20	38				
		KENILMORTH SCHOOL	27					
		LOWELL SCHOOL	30					
		OTT SCHOOL	28					
		SHAW SCHOOL	28					
		TRADITIONAL	47					
		WHITTIER SCHOOL	35					
		PHOENIX UNION H.S.						34
		ALHAMBRA HIGH SCHOOL						41
		B.A.C.E.						21
								92



# ARIZONA PUPIL ACHIEVEMENT TESTING

## READING NATIONAL INDIVIDUAL PERCENTILE RANK OCTOBER 1991

COUNTY	DISTRICT	SCHOOL	GRADE					ELEVEN	
			FOUR	SEVEN	TEN	THIRTEEN	SIXTEEN		
NATIONAL									
STATEWIDE			48	48			52		
		CAMELBACK H. S.							
		CARL HAYDEN H. S.							
		CENTRAL HIGH SCHOOL							
		CYESIS - EAST							
		CYESIS - WEST							
		DESIDERATA SCHOOL							
		MARYVALE HIGH SCHOOL							
		METRO TECH							
		METRO TECH VIP							
		NORTH HIGH SCHOOL							
		SOUTH MOUNTAIN HIGH							
		TREVOR BROWNE H. S.							
		QUEEN CREEK UNIFIED	43	55			48		
		QUEEN CREEK ELEMENTA							
		QUEEN CREEK JR HIGH	43	55			48		
		QUEEN CRREEK H.S.							
		RIVERSIDE ELEM DISTR	25	41					
		RIVERSIDE SCHOOL	25	41					
		ROOSEVELT ELEM DISTR	32	41					
		C J JORGENSEN SCHOOL	23	42					
		C O GREENFIELD	29	38					
		IGNACIO CONCHOS	24	33					
		JOHN R DAVIS SCHOOL	26	46					
		MARTIN LUTHER KING J	39	49					
		MAXINE O. BUSH	41	49					
		PALMDALE SCHOOL	37	49					
		PERCY L JULIAN		36					
		RIO VISTA SCHOOL	31	36					
		ROSE LINDA SCHOOL	31	35					
		SIERRA VISTA SCHOOL	29	39					
		SOUTHWEST SCHOOL	43	51					
		SUNLAND SCHOOL	31	38					
		T G BARR SCHOOL	30	35					
		V H LASSEN SCHOOL	37	49					



# ARIZONA PUPIL ACHIEVEMENT TESTING

## READING NATIONAL INDIVIDUAL PERCENTILE RANK OCTOBER 1981

COUNTY	DISTRICT	SCHOOL	GRADE					ELEVEN
			FOUR	SEVEN	TEN	THIRTEEN	SIXTEEN	
NATIONAL			48	48			52	
STATEWIDE			50	55			53	
		VALLEY VIEW SCHOOL	27	45				
		RUTH FISHER ELEM DIS	48	56				
		RUTH FISHER SCHOOL	48	56				
		SCOTTSDALE UNIFIED D	70	72			72	
		ANASAZI SCHOOL	69					
		ARCADIA HIGH SCHOOL	64				72	
		ARCADIA LEARNING CTR	77				77	
		CHAPARRAL HIGH SCHOO	73					
		CHEROKEE SCHOOL						
		COCHISE SCHOOL						
		COCOPAH MIDDLE SCHOOL						
		CORONADO HIGH SCHOOL	65	79			63	
		HOKOKAM SCHOOL	77					
		HOPI SCHOOL						
		INGLESIDE MIDDLE SCH	73	73				
		KIVA SCHOOL	75					
		LAGUNA SCHOOL						
		MOHAVE MIDDLE SCHOOL						
		MOUNTAINSIDE MIDDLE						
		NAVAJO SCHOOL	61	72				
		PIMA SCHOOL	62	76				
		PUEBLO SCHOOL	68					
		SAGUARO HIGH SCHOOL	80	60			74	
		SEGUOYA SCHOOL						
		SUPAI MIDDLE SCHOOL	59					
		TAVAN SCHOOL	67					
		TONALEA SCHOOL	52					
		YAVAPAI SCHOOL	74					
		ZUNI SCHOOL						
		SENTINEL ELEM DISTRI	55	54				
		SENTINEL SCHOOL	55	54				
							95	96



# ARIZONA PUPIL ACHIEVEMENT TESTING

## READING NATIONAL INDIVIDUAL PERCENTILE RANK OCTOBER 1991

COUNTY	DISTRICT	SCHOOL	GRADE				
			FOUR	SEVEN	ELEVEN		
NATIONAL			48	48	52		
STATEWIDE			50	55	53		
	TEMPE ELEM DISTRICT		48	56			
		AGUILAR SCHOOL	50				
		ARREDONDO SCHOOL	54				
		BROADMOR SCHOOL	64				
		BUSTOZ SCHOOL	59				
		CARMINATI SCHOOL	47				
		CONNOLLY JUNIOR HIGH		56			
		CURRY SCHOOL	57				
		EVANS SCHOOL	40				
		FEES JUNIOR HIGH SCH		59			
		FRANK SCHOOL	34				
		FULLER SCHOOL	66				
		GILLILAND JUNIOR HIG		47			
		HOLDENMAN SCHOOL	46				
		HUDSON SCHOOL	47				
		LAIRD SCHOOL	37				
		MCKEY JUNIOR HIGH S		64			
		MEYER SCHOOL	57				
		NEVITT SCHOOL	41				
		ROVER SCHOOL	60				
		SCALES SCHOOL	32				
		THEM SCHOOL	36				
		WOOD SCHOOL	48				
	TEMPE UNION H. S.				65		
		CORONA DEL SOL H. S.			72		
		EVENING SCHOOL			59		
		MARCOS DE NIZA H. S.			57		
		MCCLINTOCK H. S.			56		
		TEMPE HIGH SCHOOL					
	TOLLESON ELEM DISTRI		27	33			98
		TOLLESON ELEMENTARY					
		TOLLESON JUNIOR HIGH	27	33			



# ARIZONA PUPIL ACHIEVEMENT TESTING

## READING

### NATIONAL INDIVIDUAL PERCENTILE RANK

OCTOBER 1981

COUNTY	DISTRICT	SCHOOL	GRADE				ELEVEN
			FOUR	SEVEN			
NATIONAL			48	48			52
STATEWIDE			50	55			53
	TOLLESON UNION H.S.						44
	TOLLESON UNION H. S.						40
	WESTVIEN H. S.						49
	UNION ELEM DISTRICT		31	46			
	UNION SCHOOL		31	46			
	WASHINGTON ELEM DIST		54	61			
	ACACIA SCHOOL		62				
	ALTA VISTA SCHOOL		47				
	ARROYO SCHOOL		61				
	CACTUS MREN SCHOOL		61				
	CHAPARRAL SCHOOL		52				
	CHOLLA SCHOOL			67			
	DESERT FOOTHILLS SCH			64			
	DESERT VIEW SCHOOL						
	IRONWOOD SCHOOL		44				
	JOHN JACOBS SCHOOL		59				
	LAKEVIEW SCHOOL		59				
	LOOKOUT MOUNTAIN SCH		50				
	LOOKOUT MOUNTAIN SCH		66				
	MANZANITA SCHOOL		51				
	MARYLAND SCHOOL		42				
	MOON MOUNTAIN SCHOOL		43				
	MOUNTAIN SKY			63			
	MOUNTAIN VIEW SCHOOL		29				
	OCOTILLO SCHOOL		36				
	ORANGEWOOD SCHOOL		49				
	PALO VERDE SCHOOL			59			
	RICHARD E MILLER SCH		71				
	ROADRUNNER SCHOOL		65				
	ROYAL PALM SCHOOL			55			
	SAHUARO SCHOOL		53				
	SENITA SCHOOL		59				
	SHAN BUTTE SCHOOL		49				
	SUNBURST SCHOOL		58				
	SUNNYSLOPE SCHOOL		39				



# ARIZONA PUPIL ACHIEVEMENT TESTING

## READING NATIONAL INDIVIDUAL PERCENTILE RANK OCTOBER 1991

COUNTY	DISTRICT	SCHOOL	GRADE				ELEVEN
			FOUR	SEVEN	TEN	THIRTEEN	
NATIONAL			48	48			52
STATEWIDE			50	55			53
		SUNSET SCHOOL	56				
		SHEETWATER SCHOOL	68				
		TUMBLEWEED SCHOOL	61				
		WASHINGTON SCHOOL	48				
		MICKENBURG UNIFIED D	61	59			64
		VULTURE PEAK SCHOOL	61	59			64
		MICKENBURG HIGH SCHO					
		MILLIAMS AFB ACCOM S	66	69			
		MILLIAMS AFB ACCOH	66	69			
		MILSON ELEM DISTRICT	26	32			
		MILSON ELEMENTARY SC	26	32			
							102





# ARIZONA PUPIL ACHIEVEMENT TESTING

## READING NATIONAL INDIVIDUAL PERCENTILE RANK OCTOBER 1991

COUNTY	DISTRICT	SCHOOL	GRADE				ELEVEN
			FOUR	SEVEN	TEN	ELEVEN	
NATIONAL			48	48			52
STATEWIDE			50	55			53
MOHAVE			53	54			55
		BULLHEAD CITY ELEM D	46	41			
		BULLHEAD CITY JHS	44	41			
		DESERT VALLEY SCH	44				
		DIAMONDBACK ELEM	52				
		MOUNTAIN VIEW					
		CHLORIDE ELEM DISTRI	34	54			61
		MOUNT TIPTON SCHOOL	34	54			61
		COLORADO CITY UNIFIE	51	60			53
		COLORADO CITY ELEMEN	51	60			53
		COLORADO RIVER UNION					
		MOHAVE HIGH SCHOOL					
		HACKBERRY ELEM DISTR	34				
		HACKBERRY	34				
		KINGMAN ELEM DISTRIC	56	60			
		BLACK MOUNTAIN SCHOO	46				
		CERBAT SCHOOL	52	48			
		GOLDEN VALLEY JR HS					
		HUALAPAI SCHOOL	64				
		KINGMAN JUNIOR HIGH	51	61			
		LA SENITA SCHOOL	65				
		MANZANITA SCHOOL	49				
		PALO CHRISTI SCHOOL					
		LAKE HAVASU UNIFIED	62	59			59
		HAVASUPAI SCHOOL	52				
		LAKE HAVASU H. S.					59



# ARIZONA PUPIL ACHIEVEMENT TESTING

## READING NATIONAL INDIVIDUAL PERCENTILE RANK OCTOBER 1991

COUNTY DISTRICT SCHOOL	GRADE						ELEVEN
	FOUR	SEVEN	SEVEN	SEVEN	SEVEN	SEVEN	
NATIONAL	48	48					52
STATEWIDE	50	55					53
LAKE HAVASU JHS	58	59					
NAUTILUS SCHOOL	68						
ORO GRANDE SCHOOL	57						
SMOKETREE SCHOOL	72						
STARLINE SCHOOL							
LITTLEFIELD ELEM DIS	63	23					
LITTLEFIELD SCHOOL	63	23					
MOHAVE UNION H.S.							54
KINGMAN HIGH SCHOOL							54
MOHAVE VALLEY ELEM D	45	49					
FORT MOHAVE ELEM	44						
MOHAVE VALLEY ELEM	45						
MOHAVE VALLEY JHS							
OWENS WHITNEY ELEM D	57	49					
OWENS WHITNEY SCHOOL	57	54					
PEACH SPRINGS ELEM D	19	54					
PEACH SPRINGS SCHOOL	19	39					
TOPOCK ELEMENTARY DI	49	39					
TOPOCK ELEMENTARY	49						
VALENTINE ELEM DISTR	34	74					
VALENTINE SCHOOL	34	74					
YUCCA ELEM DISTRICT	58						106
YUCCA SCHOOL	58						



# ARIZONA PUPIL ACHIEVEMENT TESTING

## READING NATIONAL INDIVIDUAL PERCENTILE RANK OCTOBER 1991

COUNTY	DISTRICT	SCHOOL	GRADE				
			FOUR	SEVEN	ELEVEN		
NATIONAL			48	48	52		
STATEWIDE			50	55	53		
NAVAJO			41	50	42		
		BLUE RIDGE UNIFIED	62	71	56		
		BLUE RIDGE H. S.		71	56		
		BLUE RIDGE JHS	62				
		BLUE RIDGE MIDDLE					
		CEDAR UNIFIED DISTRI	21	32			
		JEDITO SCHOOL	21	32			
		HEBER-OVERGAARD UNIF	52	59	49		
		CAPPS ELEMENTARY	52	59	49		
		MOGOLLOA HISH SCHOOL					
		HOLBROOK UNIFIED	53	61	40		
		HOLBROOK HIGH SCHOOL					
		HOLBROOK JUNIOR HIGH					
		HULET SCHOOL	53	61	40		
		JOSEPH CITY UNIFIED	49	55	63		
		JOSEPH CITY	49	55	63		
		JOSEPH CITY H. S.					
		KAYENTA UNIFIED DIST	26	38	19		
		KAYENTA INTERMEDIATE	26	38			
		KAYENTA MIDDLE					
		MONUMENT VALLEY H.S.					
		PINON UNIFIED DISTRI	16	19			
		PINON JHS					
		PINON SCHOOL	16	19			



# ARIZONA PUPIL ACHIEVEMENT TESTING

## READING NATIONAL INDIVIDUAL PERCENTILE RANK OCTOBER 1991

COUNTY DISTRICT SCHOOL	GRADE				ELEVEN
	FOUR	SEVEN	TEN	THIRTEEN	
NATIONAL					
STATEWIDE					
SHOW LOW UNIFIED DIS	48	48			52
SHOW LOW HIGH SCHOOL					
SHOW LOW INTER	50	55			53
SHOW LOW JUNIOR HIGH					
SHOW LOW PRIMARY	54	63			64
SNOWFLAKE UNIFIED DI	54	63			64
SNOWFLAKE H. S.	55	57			57
SNOWFLAKE INTERMED					
SNOWFLAKE JHS	55	57			57
TAYLOR SCHOOL					
WHITERIVER UNIFIED D	18	35			28
ALCHESAY HIGH SCHOOL					
SEVEN MILE SCHOOL	19	35			28
WHITERIVER JHS					
WHITERIVER SCHOOL	18	35			41
MINSLOW UNIFIED DIST	49	51			41
BONNIE BRENNAN					
JEFFERSON SCHOOL	43				
WASHINGTON SCHOOL	46				
MINSLOW HIGH SCHOOL	55				
MINSLOW JUNIOR HIGH		51			
					110



# ARIZONA PUPIL ACHIEVEMENT TESTING

## READING NATIONAL INDIVIDUAL PERCENTILE RANK OCTOBER 1981

COUNTY DISTRICT SCHOOL	GRADE					ELEVEN
	FOUR	SEVEN	TEN	THIRTEEN	SIXTEEN	
NATIONAL	48	48				52
STATEWIDE	50	55				53
PIMA	51	54				54
AJO UNIFIED DISTRICT	41	53				45
AJO ELEM AND JR HIGH	41	53				45
AJO HIGH SCHOOL						
ALTAR VALLEY SCHOOL	46	45				
MARY E DILL SCHOOL	46	45				
AMPHITHEATER UNIFIED	58	62				63
AMPHITHEATER EVENING						
AMPHITHEATER H. S.						
AMPHITHEATER JR HIGH						
CANYON DEL ORO HIGH						
COPPER CREEK ELEM	71	53				36
CORONADO MIDDLE	50	56				60
E C NASH SCHOOL	34					66
F O HOLAWAY SCHOOL	51					
HELEN KEELING SCHOOL	40					
L M PRINCE SCHOOL	40					
LA CIMA MIDDLE						
LAWRENCE M CROSS JR						
LULU WALKER SCHOOL	64	60				
MARION DONALDSON	72	71				
MESA VERDE SCHOOL	65					
RIO VISTA SCHOOL	57					
WINIFRED HARELSON	72					
CATALINA FOOTHILLS U	80	80				
CANYON VIEW	82	77				
ESPERERO MIDDLE SCHO						
MANZANITA SCHOOL	78					
ORANGE GROVE MIDDLE						
SUNRISE DRIVE SCHOOL	78	82				



# ARIZONA PUPIL ACHIEVEMENT TESTING

## READING NATIONAL INDIVIDUAL PERCENTILE RANK OCTOBER 1991

COUNTY	DISTRICT	SCHOOL	GRADE					ELEVEN
			FOUR	SEVEN	TEN	THIRTEEN	SIXTEEN	
NATIONAL			48	48				52
STATEWIDE			50	55				53
		CONTINENTAL ELEM DIS	65	58				56
		CONTINENTAL SCHOOL	65	58				56
		FLOWING MELLE UNIFIE	55	50				
		CENTENNIAL SCHOOL	57					
		FLOWING MELLE H. S.		50				
		FLOWING MELLE JHS	54					
		HOMER DAVIS SCHOOL	59					
		LAGUNA SCHOOL	62					
		ROBERT RICHARDSON	45					
		WALTER DOUGLAS						
		INDIAN OASIS-BABOQUI	22	39				18
		BABOQUIVARI H. S.						
		BABOQUIVARI JHS	22	39				18
		TOPAWA MIDDLE						
		MARANA UNIFIED DISTR	60	63				67
		BUTTERFIELD SCHOOL						
		DEGRAZIA SCHOOL	63					
		DESERT MINDS SCHOOL	63					
		ESTES SCHOOL	55					
		IRONWOOD SCHOOL	35					
		MARANA HIGH SCHOOL	65					
		MARANA JHS						
		MOUNTAIN VIEW SCHOOL		56				55
		ROADRUNNER SCHOOL	56					71
		THORNDALE SCHOOL	66					
		TORTOLITA JHS		66				
		SAHUARITA UNIFIED DI	55	53				50
		SAHUARITA H. S.						
		SAHUARITA JHS						
		SAHUARITA SCHOOL	53	53				50

114

113



# ARIZONA PUPIL ACHIEVEMENT TESTING

## READING NATIONAL INDIVIDUAL PERCENTILE RANK OCTOBER 1991

COUNTY DISTRICT SCHOOL	GRADE					ELEVEN
	FOUR	SEVEN	SEVEN	SEVEN	SEVEN	
NATIONAL	48	48				52
STATEWIDE	50	55				53
SOPORI SCHOOL	60					
SAN FERNANDO ELEM DI						
SAN FERNANDO SCHOOL						
SUNNYSIDE UNIFIED DI	36	43				40
ALTERNATE						
APOLLO MIDDLE SCHOOL	25	40				22
CHAPPARRAL MIDDLE		44				
CRAYCROFT SCHOOL						
DESERT VIEW H.S.	31					39
DREXEL SCHOOL	40					
ELVIRA SCHOOL	53					
ESPERANZA SCHOOL	57					
GALLEGO SCHOOL	31					
LIBERTY SCHOOL	22					
LOS AMIGOS SCHOOL	40					
LOS NINOS SCHOOL	34					
LOS RANCHITOS SCHOOL	30					
MISSION MANOR SCHOOL	37					
SANTA CLARA SCHOOL						
SIERRA MIDDLE SCHOOL						
SUNNYSIDE H. S.				44		44
TANQUE VERDE UNIFIED	76	63				
AGUA CALIENTE SCHOOL	68	63				
EMILY GRAY JHS	80					
TANQUE VERDE SCHOOL						
TUCSON UNIFIED DISTR	47	51				53
BASIC CURRICULUM		58				
BILINGUAL MAGNET	57	35				
BLENNAN SCHOOL	80					
BLOOM SCHOOL	51					
BONILLAS SCHOOL	57					
BOOTH SCHOOL						



# ARIZONA PUPIL ACHIEVEMENT TESTING

## READING NATIONAL INDIVIDUAL PERCENTILE RANK

OCTOBER 1981

COUNTY	DISTRICT	SCHOOL	GRADE				ELEVEN
			FOUR	SEVEN	TEN	THIRTEEN	
NATIONAL			48	48			52
STATEWIDE			50	55			53
		BORHAN SCHOOL	51				
		BRIGHTA SCHOOL	53				
		CARRILLO SCHOOL	46				
		CARSON JUNIOR HIGH S		46			
		CATALINA HIGH SCHOOL					52
		CAVETT SCHOOL	28				
		CHOLLA HIGH SCHOOL					36
		COLLIER SCHOOL	66				
		CORBETT SCHOOL	59				
		CRAGIN SCHOOL	52				
		DAVIDSON SCHOOL	37				
		DAVIS SCHOOL	41				
		DIETZ SCHOOL	51				
		DODLEN JR HIGH SCHOO		49			
		DUFFY SCHOOL	52				
		DUNHAM SCHOOL	44				
		ERICKSON SCHOOL	41				
		FICKETT JR HIGH SCHD		56			
		FORD SCHOOL	40				
		FRUCHTHENDLER SCHOOL	83				
		FT LOWELL SCHOOL	57				
		GALE SCHOOL	55				
		GRIDLEY JR HIGH SCHD		61			
		GRIJALVA	42				
		HENRY SCHOOL	62				
		HOKOKAH		29			
		HOLLADAY SCHOOL	39				
		HOLLINGER SCHOOL	20				
		HOWELL SCHOOL	36				
		HOWENSTINE					
		HUDLOW SCHOOL	51				
		HUGHES SCHOOL	85				
		JEFFERSON PARK SCHOO	49				
		JUNIOR HIGH ACCOMH		12			
		KEEN SCHOOL	39				
		KELLOND SCHOOL	51				
		LAWRENCE SCHOOL	24				
		LINENEAVER SCHOOL	77				
		LYNN SCHOOL	29				
		LYONS SCHOOL	48				
							118





# ARIZONA PUPIL ACHIEVEMENT TESTING

## READING NATIONAL INDIVIDUAL PERCENTILE RANK OCTOBER 1991

COUNTY	DISTRICT SCHOOL	GRADE					ELEVEN
		FOUR	SEVEN	TEN	THIRTEEN	SIXTEEN	
NATIONAL		48	48				52
STATEWIDE		50	55				53
	MAGEE JR HIGH SCHOOL	41	66				
	MALDONADO	28	45				
	MANSFELD JR HIGH SCH	63	39				
	MANZO SCHOOL	24	27				
	MARSHALL SCHOOL	60					
	MAXWELL JR HIGH SCHD	39					
	MENLO PARK SCHOOL	28					
	MENLO PARK SCHOOL	35					
	MILES ELC	20					
	MILLER SCHOOL		48				60
	MISSION VIEM SCHOOL						
	MYERS SCHOOL						
	NAYLOR JR HIGH SCHOO						
	OCHOA SCHOOL						
	PALO VERDE HIGH SCHD						
	PISTOR JR HIGH SCHOOL						
	PROJECT MORE						
	PROJECT PASS						
	PUEBLO						
	PUEBLO GARDENS						
	REYNOLDS SCHOOL	20					
	RICHEY SCHOOL	46					
	RINCON	27					
	ROBERTS SCHOOL	28					
	ROBISON SCHOOL	34					
	ROGERS SCHOOL	54					
	ROSE SCHOOL	27					
	ROSKRUGE SCHOOL	25					
	SABINO HIGH SCHOOL						
	SAFFORD ELEM SCHOOL						
	SAFFORD JR HIGH SCHD	25	47				67
	SAHUARO HIGH SCHOOL						
	SANTA RITA						
	SCHUMAKER SCHOOL	61					58
	SECRETIST JR HIGH SCHD						56
	SEMELL SCHOOL	63					
	SMITH SCHOOL	50					
	SOLENG TOM	65					
	STEELE SCHOOL	51					
	TEEN-AGE PARENT PROG						
	TOLSON SCHOOL	31					34



# ARIZONA PUPIL ACHIEVEMENT TESTING

## READING NATIONAL INDIVIDUAL PERCENTILE RANK OCTOBER 1991

COUNTY DISTRICT SCHOOL	GRADE					ELEVEN
	FOUR	SEVEN	TEN	THIRTEEN	SIXTEEN	
NATIONAL						
STATEWIDE						
TOWNSEND JR HIGH SCH	48	48				52
TRANSITION						
TUCSON HIGH SCHOOL	50	55				53
TULLY SCHOOL						
UNIVERSITY	58	62				47
UTTERBACK JR HIGH SC						44
VAIL JR HIGH SCHOOL						
VAN BUSKIRK SCHOOL	26	58				91
VAN HORNE SCHOOL	64	69				
VESEY SCHOOL	48					
WAKEFIELD JR HIGH SC	37	21				
MARREN SCHOOL	54					
WHEELER SCHOOL	42					
WHITE SCHOOL	62					
WHITMORE SCHOOL	37					
WRIGHT SCHOOL	81					
WRIGHTSTOWN SCHOOL						
VAIL ELEM DISTRICT	63	63				
ACACIA ELEMENTARY						
OLD VAIL MIDDLE	63					
						122



# ARIZONA PUPIL ACHIEVEMENT TESTING

## READING NATIONAL INDIVIDUAL PERCENTILE RANK OCTOBER 1991

COUNTY	DISTRICT SCHOOL	GRADE				
		FOUR	SEVEN	ELEVEN		
NATIONAL		48	48	52		52
STATEWIDE		50	55	53		53
PINAL		40	47	48		48
	APACHE JUNCTION UNIF	48	52	61		61
	APACHE JUNCTION H S					
	APACHE JUNCTION JHS					
	DESERT VISTA	44	52	61		61
	FOUR PEAKS SCHOOL	43				
	GOLD CANYON	58				
	SUPERSTITIION MTN	49				
	CASA GRANDE ELEM DIS	41	46			46
	CASA GRANDE JHS					
	CHOLLA SCHOOL	48	46			46
	COTTONWOOD SCHOOL	34				
	EVERGREEN SCHOOL	46				
	IRONWOOD SCHOOL	49				
	OCOTILLO SCHOOL	36				
	PALO VERDE SCHOOL	42				
	SAGUARO SCHOOL	32				
	CASA GRANDE UNION H.					44
	CASA GRANDE UNION					44
	COOLIDGE UNIFIED DIS	42	45			42
	COOLIDGE CENTRAL					
	COOLIDGE HIGH SCHOOL	42	45			42
	NORTH SCHOOL					
	ELOY ELEM DISTRICT	26	39			44
	ELOY INTERMEDIATE					
	ELOY JUNIOR HIGH	26	39			44
	FLORENCE UNIFIED DIS	47	45			44
	FLORENCE ELEMENTARY	47				



# ARIZONA PUPIL ACHIEVEMENT TESTING

## READING NATIONAL INDIVIDUAL PERCENTILE RANK OCTOBER 1991

COUNTY DISTRICT SCHOOL	GRADE				ELEVEN
	FOUR	SEVEN	SEVEN	SEVEN	
NATIONAL	48	48			52
STATEWIDE	50	55			53
FLORENCE HIGH SCHOOL		45			44
FLORENCE MIDDLE		58			
J O COMBS ELEM DISTR	29	58			
J O COMBS SCHOOL	29	58			
MAMMOTH SAN MANUEL U	37	47			41
AVENUE B SCHOOL	41	47			
GARDNER MIDDLE	30				41
MAMMOTH SCHOOL					
SAN MANUEL HIGH					
MARICOPA UNIFIED DIS	39	43			38
MARICOPA HIGH SCHOOL					
MARICOPA MIDDLE	39	43			38
MARICOPA SCHOOL					
MARY C O'BRIEN ELEM	26				
MARY C O'BRIEN	26				
ORACLE ELEM DISTRICT	52	51			
MOUNTAIN VISTA	52	51			
PICACHO ELEM DISTRIC	30	63			
PICACHO SCHOOL	30	63			
RAY UNIFIED DISTRICT	42	57			53
RAY ELEMENTARY		57			
RAY HIGH SCHOOL					
RAY PRIMARY	42				53

# ARIZONA PUPIL ACHIEVEMENT TESTING

## READING NATIONAL INDIVIDUAL PERCENTILE RANK OCTOBER 1991



COUNTY DISTRICT SCHOOL	GRADE						ELEVEN
	FOUR	SEVEN	SEVEN	SEVEN	SEVEN	SEVEN	
NATIONAL	48	48	48	48	48	48	52
STATEWIDE	50	50	50	50	50	50	53
RED ROCK ELEM DISTRI	26	26	26	26	26	26	
RED ROCK SCHOOL	28	28	28	28	28	28	
SACATON ELEM DISTRIC	30	30	30	30	30	30	
SACATON ELEMENTARY	30	30	30	30	30	30	
SACATON MIDDLE							
SANTA CRUZ VLY U H S							39
SANTA CRUZ VALLEY HS							39
STANFIELD ELEM DISTR	25	25	25	25	25	25	
STANFIELD SCHOOL	25	25	25	25	25	25	
SUPERIOR UNIFIED DIS	29	29	29	29	29	29	
KENNEDY SCHOOL	29	29	29	29	29	29	
ROOSEVELT SCHOOL							
SUPERIOR HIGH SCHOOL							
TOLTEC ELEM DISTRICT	44	44	44	44	44	44	
TOLTEC SCHOOL	44	44	44	44	44	44	
							128



# ARIZONA PUPIL ACHIEVEMENT TESTING

## READING NATIONAL INDIVIDUAL PERCENTILE RANK OCTOBER 1991

COUNTY DISTRICT SCHOOL	GRADE				ELEVEN
	FOUR	SEVEN	SEVEN	SEVEN	
NATIONAL	48	48		52	
STATENIDE	50	55		53	
SANTA CRUZ	35	49		37	
NOGALES UNIFIED DIST	31	44		35	
A J MITCHELL SCHOOL	27				
CHALLENGER	32				
CORNADO	48				
LINCOLN SCHOOL	29				
MARY MELTY SCHOOL	27				
NOGALES HIGH SCHOOL		38		35	
PIERSON MIDDLE		49			
MADE CARPENTER MID					
PATAGONIA ELEM DISTR	44				
PATAGONIA SCHOOL	44				
PATAGONIA UNION HIGH		66		70	
PATAGONIA H. S.		66		70	
SANTA CRUZ ELEM DIST	49	48			
SANTA CRUZ SCHOOL	49	48			
SANTA CRUZ VALLEY UN	48	56			
CALABASAS SCHOOL		56			
MOUNTAIN VIEW SCHOOL	48				
SONOITA ELEM DISTRIC	61	80			
ELGIN SCHOOL	61	80			
					130



# ARIZONA PUPIL ACHIEVEMENT TESTING

## READING NATIONAL INDIVIDUAL PERCENTILE RANK OCTOBER 1991

COUNTY	DISTRICT	SCHOOL	GRADE			ELEVEN
			FOUR	SEVEN		
NATIONAL			48	48		52
STATEWIDE			50	55		53
YAVAPAI			57	63		60
	ASH FORK UNIFIED DIS		29	53		40
	ASH FORK HIGH SCHOOL		29	53		40
	ASH FORK SCHOOL					
	BAGDAD UNIFIED DISTR		61	64		59
	BAGDAD HIGH SCHOOL		61	64		59
	DAVID C LINCOLN					
	BEAVER CREEK ELEM DI		64	70		
	BEAVER CREEK SCHOOL		64	70		
	CAMP VERDE UNIFIED D		50	62		54
	CAMP VERDE H. S.					
	CAMP VERDE MIDDLE					
	CAMP VERDE SCHOOL		50	62		54
	CANON ELEM DISTRICT					
	CANON JHS		34	63		
	CANON SCHOOL		34	63		
	CHINO VALLEY UNIFIED		54	57		46
	CHINO VALLEY HIGH					
	DEL RIO SCHOOL		54	57		46
	HERITAGE MIDDLE					
	CLARKDALE-JEROME ELE		57	60		
	CLARKDALE-JEROME		57	60		
	COTTONWOOD OAK CRK ELE		56	62		
	COTTONWOOD		57			



# ARIZONA PUPIL ACHIEVEMENT TESTING

## READING NATIONAL INDIVIDUAL PERCENTILE RANK OCTOBER 1991

COUNTY DISTRICT SCHOOL	GRADE					ELEVEN
	FOUR	SEVEN	SEVEN	SEVEN	SEVEN	
NATIONAL	48	48	48	48	48	52
STATEWIDE	50	55	55	55	55	53
COTTONWOOD JHS	57	61	61	61	61	
DR. DANIEL BRIGHT OAK CREEK SCHOOL	49	68	68	68	68	
HILLSIDE ELEM DISTRI	82					
HILLSIDE SCHOOL	82					
HUMBOLDT UNIFIED DIS	54	58	58	58	58	62
BRADSHAM MOUNTAIN HI	46	58	58	58	58	62
BRADSHAM MOUNTIAN	53					
HUMBOLDT ELEMENTARY	58					
LAKE VALLEY SCHOOL						
MOUNTAIN VIEW						
KIRKLAND ELEM DISTRI	38					
KIRKLAND SCHOOL	38					
MAYER UNIFIED DISTRI	60	62	62	62	62	57
MAYER HIGH SCHOOL						
MAYER SCHOOL	60					57
MINGUS UNION H.S.						62
MINGUS UNION HIGH						62
PRESCOTT UNIFIED DIS	63	71	71	71	71	67
ABIA JUDD	59					
DEXTER SCHOOL	51					
GRANITE MOUNTAIN JR	74	69	69	69	69	
LINCOLN SCHOOL	63					
MILLER VALLEY						
PRESCOTT HIGH SCHOOL						
PRESCOTT JUNIOR HIGH	72	72	72	72	72	
TAYLOR HICKS	57					
WASHINGTON SCHOOL						





# ARIZONA PUPIL ACHIEVEMENT TESTING

## READING NATIONAL INDIVIDUAL PERCENTILE RANK OCTOBER 1981

COUNTY DISTRICT SCHOOL	GRADE					ELEVEN
	FOUR	SEVEN				
NATIONAL	48	48				52
STATEWIDE	50	55				53
SEDONA-OAKCREEK UNIF	63	66				
SEDONA SCHOOL	73	74				
WEST SEDONA SCHOOL	61	62				
SELIGMAN UNIFIED DIS	16	8				38
SELIGMAN HIGH SCHOOL	16	8				38
SELIGMAN SCHOOL						
SKULL VALLEY ELEM DI	74					
SKULL VALLEY SCHOOL	74					
YARNELL ELEM DISTRIC	60					
YARNELL SCHOOL	60					
						136



# ARIZONA PUPIL ACHIEVEMENT TESTING

## READING NATIONAL INDIVIDUAL PERCENTILE RANK OCTOBER 1991

COUNTY DISTRICT SCHOOL	GRADE					ELEVEN
	FOUR	SEVEN	SEVEN	SEVEN	SEVEN	
NATIONAL	48	48				52
STATEWIDE	50	55				53
YUMA	37	44				37
ANTELOPE UNION H.S.						34
ANTELOPE UNION H.S.						34
CRANE ELEM DISTRICT	45	46				
CRANE JHS						
H L SUVERKRUP SCHOOL	32	46				
PUEBLO SCHOOL	44					
RANCHOVIEJO SCHOOL	34					
RONALD REAGAN FUND	66					
VALLEY HORIZON SCHOOL	44					
GADSDEN ELEM DISTRICT	14	30				
GADSDEN SCHOOL	17	30				
RIO COLORADO ELEM	14					
HYDER ELEM DISTRICT	44	51				
DATELAND SCHOOL	44	51				
MOHAWK VALLEY ELEM D	27	58				
MOHAWK VALLEY SCHOOL	27	58				
SOMERTON ELEM DISTRI	23	31				
CARLISLE JHS		31				
DESERT SONARA INTER	22					
ORANGE GROVE	27					
MILLTON ELEM DISTRICT	40	43				138
MILLTON SCHOOL	40	43				



# ARIZONA PUPIL ACHIEVEMENT TESTING

## READING NATIONAL INDIVIDUAL PERCENTILE RANK OCTOBER 1991

COUNTY	DISTRICT	SCHOOL	GRADE				ELEVEN
			FOUR	SEVEN	SEVEN	SEVEN	
NATIONAL			48	48			52
STATEWIDE			50	55			53
	YUMA ELEM DISTRICT		39	47			
		ALICE BYRNE SCHOOL	45				
		C M McGRAM SCHOOL	37				
		CARVER SCHOOL	22				
		FOURTH AVE JHS					
		GILA VISTA JHS		40			
		GMYNETH HAM SCHOOL	33	50			
		JAMES B ROLLE SCHOOL	60				
		JAMES D PRICE SCHOOL	46				
		MARY E POST SCHOOL	27				
		MARY OTONDO SCHOOL	43				
		O C JOHNSON SCHOOL	53				
		PALMCROFT SCHOOL	44				
		PECAN GROVE SCHOOL	28				
		WOODARD JHS					
	YUMA UNION H.S.			51			37
		CIBOLA HIGH SCHOOL					37
		KOFA HIGH SCHOOL					38
		YUMA HIGH SCHOOL					37
							140

## Appendix B

Fall 1992 Percentile Ranks for Individuals for **Language** on the

- Iowa Tests of Basic Skills (Grades 4 and 7)
- Tests of Achievement and Proficiency (Grade 11)



# ARIZONA PUPIL ACHIEVEMENT TESTING

## LANGUAGE NATIONAL INDIVIDUAL PERCENTILE RANK OCTOBER 1991

COUNTY	DISTRICT	SCHOOL	GRADE			ELEVEN
			FOUR	SEVEN		
NATIONAL			49	48		48
STATEWIDE			49	56		55
APACHE			31	41		42
	ALPINE ELEM DISTRICT		44	60		
	ALPINE SCHOOL		44	60		
	CHINLE UNIFIED DISTR		24	34		32
	CHINLE ELEMENTARY SC		25			32
	CHINLE HIGH SCHOOL		26	34		
	CHINLE JUNIOR HIGH S		21	34		
	MARY FARMS SCHOOL		56	41		
	TSALLE SCHOOL		56	41		
	CONCHO ELEM DISTRICT		19	34		37
	CONCHO SCHOOL		19			37
	GANADO UNIFIED DISTR		19			
	GANADO HIGH SCHOOL		31	34		
	GANADO INTERMEDIATE		31	40		
	GANADO MIDDLE SCHOOL		31	40		
	MENARY ELEM DISTRICT		16	27		30
	MENARY SCHOOL		18			30
	RED MESA UNIFIED DIS		10	27		
	RED MESA HIGH SCHOOL		50	28		
	RED MESA SCHOOL			58		55
	ROUND ROCK SCHOOL			58		
	ROUND VALLEY UNIFIED		50			
	ROUND VALLEY HIGH SC					
	ROUND VALLEY INTER					
	ROUND VALLEY MIDDLE		50			

143



# ARIZONA PUPIL ACHIEVEMENT TESTING

## LANGUAGE NATIONAL INDIVIDUAL PERCENTILE RANK OCTOBER 1991

COUNTY DISTRICT SCHOOL	GRADE				ELEVEN
	FOUR	SEVEN	SEVEN	ELEVEN	
NATIONAL					
STATEWIDE					
SANDERS UNIFIED DIST	49	48	48	48	48
SANDERS ELEMENTARY					
SANDERS JUNIOR HIGH	49	56	56	55	55
VALLEY HIGH SCHOOL	24	32	32	37	37
ST JOHNS UNIFIED DIS	57	59	59	63	63
ST JOHNS HIGH SCHOOL					
ST JOHNS MIDDLE SCHO	57	59	59	63	63
VERNON ELEMENTARY DI	71				
VERNON SCHOOL	71				
WINDOM ROCK UNIFIED	32	46	46	42	42
FT DEFIANCE SCHOOL					
TSO HO TSO MIDDLE SC	29				
WINDOM ROCK HIGH SCH					
WINDOM ROCK SCHOOL	36				
					145



# ARIZONA PUPIL ACHIEVEMENT TESTING

## LANGUAGE NATIONAL INDIVIDUAL PERCENTILE RANK OCTOBER 1991

COUNTY DISTRICT SCHOOL	GRADE						ELEVEN
	FOUR	SEVEN	SEVEN	SEVEN	SEVEN	SEVEN	
NATIONAL	49	48					48
STATEWIDE	49	56					55
COCHISE	42	53					53
APACHE ELEM DISTRICT	41						
APACHE SCHOOL	41						
ASH CREEK ELEM DISTR	23	42					
ASH CREEK SCHOOL	23	42					
BENSON ELEM DISTRICT	41	48					
BENSON MIDDLE SCHOOL	41	48					
BENSON PRIMARY SCHOOL							
BENSON UNION HIGH SC							50
BENSON UNION HIGH SC							50
BISBEE UNIFIED DISTR	32	56					40
BISBEE HIGH SCHOOL	32	56					40
LOWELL SCHOOL							
BOMIE UNIFIED DISTRI	20	30					46
BOMIE HIGH SCHOOL	20	30					46
BOMIE SCHOOL							
COCHISE ELEM DISTRICT	82	86					
COCHISE SCHOOL	82	86					
DOUBLE ADOBE ELEM DI	47						
DOUBLE ADOBE SCHOOL	47	47					
DOUGLAS UNIFIED DIST	35	47					51
A AVENUE SCHOOL	36						

147

146



# ARIZONA PUPIL ACHIEVEMENT TESTING

## LANGUAGE NATIONAL INDIVIDUAL PERCENTILE RANK OCTOBER 1991

COUNTY	DISTRICT SCHOOL	GRADE				ELEVEN
		FOUR	SEVEN	SEVEN	ELEVEN	
NATIONAL STATEWIDE		49	48	48	48	48
	CLAWSON SCHOOL	49	56	56	55	55
	DOUGLAS HIGH SCHOOL	29				
	DOUGLAS JUNIOR HIGH					
	FARAS SCHOOL	17				
	FIFTEENTH STREET SCH	32				
	JOE CARLSON SCHOOL	43				
	PAUL H. RUBER JR HIG	17				
	SARAH MARLEY SCHOOL	49				
	STEVENSON SCHOOL					
	ELFRIDA ELEM DISTRIC	29				
	ELFRIDA SCHOOL	29				
	FT HUACHUCA ACCOM SC	43				
	COLONEL SMITH MIDDLE	43				
	GENERAL MYER SCHOOL					
	MCNEAL ELEM DISTRICT	61				
	MCNEAL SCHOOL	61				
	NACO ELEM DISTRICT	22				
	NACO SCHOOL	22				
	PALOMINAS ELEM DISTR	46				
	PALOMINAS SCHOOL	46				
	PEARCE ELEM DISTRICT	49				
	PEARCE SCHOOL	49				
	POMERENE ELEM DISTRI	68				
	POMERENE SCHOOL	68				





# ARIZONA PUPIL ACHIEVEMENT TESTING

## LANGUAGE NATIONAL INDIVIDUAL PERCENTILE RANK OCTOBER 1991

COUNTY	DISTRICT SCHOOL	GRADE					ELEVEN
		FOUR	SEVEN	TEN	THIRTEEN	SIXTEEN	
NATIONAL		49	48				48
STATEWIDE		49	56				55
	SAN SIMON UNIFIED DI	46	47				77
	SAN SIMON HIGH SCHOO	46	47				77
	SAN SIMON SCHOOL	49	57				56
	SIERRA VISTA UNIFIED	52					56
	BELLA VISTA SCHOOL	42					
	BUENA HIGH SCHOOL	45					
	CARMICHAEL SCHOOL	55					
	HUACHUCA MOUNTAIN	52					
	PUEBLO DEL SOL SCHOO	47	57				
	SIERRA VISTA MIDDLE	83					62
	TOWN AND COUNTRY SCH						62
	VILLAGE MEADOWS SCHOO						
	ST DAVID UNIFIED DIS						
	ST DAVID HIGH SCHOOL	83	70				62
	ST DAVID SCHOOL						
	TOMBSTONE UNIFIED DI	40	45				50
	HUACHUCA CITY SCHOOL	37	44				50
	TOMBSTONE HIGH SCHOOL	56	48				60
	MALTER J MEYER SCHOOL						
	VALLEY UNION H.S.						
	VALLEY UNION HIGH SC						
	MILLCOX UNIFIED DIST	40	55				60
	MILLCOX ELEMENTARY S	40					57
	MILLCOX HIGH SCHOOL						
	MILLCOX MIDDLE SCHOO		55				57



# ARIZONA PUPIL ACHIEVEMENT TESTING

## LANGUAGE NATIONAL INDIVIDUAL PERCENTILE RANK OCTOBER 1991

COUNTY	DISTRICT	SCHOOL	GRADE					ELEVEN
			FOUR	SEVEN	SEVEN	SEVEN	SEVEN	
NATIONAL			49	48				48
STATEWIDE			49	56				55
COCOONINO			47	56				52
		FLAGSTAFF UNIFIED DI	50	59				54
		CHARLES M SECHRIST S	65					51
		COCOONINO HIGH SCHOOL	50					54
		CROMER ELEMENTARY	56	58				
		EAST FLAGSTAFF JHS	55	60				
		EVA MARSHALL SCHOOL	64					
		FLAGSTAFF HIGH SCHOO	35					
		FLAGSTAFF JUNIOR HIG	43					
		JOHN Q THOMAS SCHOOL	56					
		KNOLES ELEMENTARY	42					
		LEUPP	47					
		LURA KINSEY SCHOOL	40					
		MANUEL DEMIGUEL	34					
		NEIL V CHRISTENSEN S	34					
		SINAGUA HIGH SCHOOL	47					
		SOUTH BEAVER SCHOOL	40					
		THOMAS R MEITZEL SCH	32					
		M F KILLIP SCHOOL	40					
		FREDONIA/MOCCASIN UN	48					
		ELEMENTARY SCHOOL	48					
		HIGH SCHOOL	48					
		GRAND CANYON UNIFIED	48					
		GRAND CANYON HIGH SC	48					
		GRAND CANYON SCHOOL	40					
		MAINE CONSOLIDATED E	40					
		MAINE CONSOLIDATED S	37					
		PAGE UNIFIED DISTRIC	40					
		DESERT VIEW ELEMENTA	32					
		LAKE VIEW ELEMENTARY						45



# ARIZONA PUPIL ACHIEVEMENT TESTING

## LANGUAGE NATIONAL INDIVIDUAL PERCENTILE RANK OCTOBER 1991

COUNTY	DISTRICT	SCHOOL	GRADE				ELEVEN
			FOUR	SEVEN			
NATIONAL			49	48			48
STATEWIDE		PAGE HIGH SCHOOL	49	56			55
		PAGE MIDDLE SCHOOL		55			45
		TUBA CITY UNIFIED DI	42	43			43
		EAGLE'S NEST MID	42				43
		TUBA CITY HIGH SCHOOL		43			
		TUBA CITY JUNIOR HIG					
		WILLIAMS UNIFIED DIS	59	67			64
		WILLIAMS ELEMENTARY	59	67			64
		WILLIAMS HIGH SCHOOL					
							152



# ARIZONA PUPIL ACHIEVEMENT TESTING

## LANGUAGE NATIONAL INDIVIDUAL PERCENTILE RANK OCTOBER 1981

COUNTY	DISTRICT SCHOOL	GRADE					ELEVEN
		FOUR	SEVEN	TEN	THIRTEEN	SIXTEEN	
NATIONAL							
STATEWIDE							
GILA							
	GLOBE UNIFIED DISTRI	49	48		48		48
	COPPER RIM ELEM	49			56		55
	GLOBE HIGH SCHOOL	40			44		55
	GLOBE JR. HIGH SCHOO	48					59
		48					59
	HAYDEN MINKELMAN UNI	34			42		42
	HAYDEN HIGH SCHOOL				42		42
	LEONOR HAMBLY JUNIOR	34					
	MINKELMAN INTERMED	46			46		52
	MIAMI UNIFIED DISTRI	49					
	CENTRAL HEIGHTS SCHOO	30					
	INSPIRATION ADDITION	57			46		52
	LAS LOMAS SCHOOL						
	LEE KORNEGAY JHS						
	MIAMI HIGH SCHOOL	42			53		65
	PAYSON UNIFIED DISTR	36					
	JULIA RANDALL SCHOOL	50			53		65
	PAYSON ELEMENTARY						
	PAYSON HIGH SCHOOL						
	PAYSON JUNIOR HIGH S						
	PINE ELEM DISTRICT	52			47		
	PINE SCHOOL	52			47		
	SAN CARLOS UNIFIED	23			29		29
	RICE ELEMENTARY	23			29		29
	SAN CARLOS HS						



# ARIZONA PUPIL ACHIEVEMENT TESTING

## LANGUAGE NATIONAL INDIVIDUAL PERCENTILE RANK OCTOBER 1991

COUNTY DISTRICT SCHOOL	GRADE					ELEVEN
	FOUR	SEVEN	SEVEN	SEVEN	SEVEN	
NATIONAL STATEWIDE	49	48	48	48	48	48
TONTO BASIN ELEM DIS	49	56	56	56	56	55
TONTO BASIN SCHOOL	74	49	49	49	49	49
YOUNG ELEM DISTRICT	74	49	49	49	49	49
YOUNG ELEMENTARY SCH	59	48	48	48	48	48
YOUNG TEACHING HIGH	59	48	48	48	48	48
158						159



# ARIZONA PUPIL ACHIEVEMENT TESTING

## LANGUAGE NATIONAL INDIVIDUAL PERCENTILE RANK OCTOBER 1991

COUNTY	DISTRICT	SCHOOL	GRADE				ELEVEN
			FOUR	SEVEN	TEN	THIRTEEN	
NATIONAL			49	48			48
STATEWIDE			49	56			55
GRAHAM			44	56			56
	BONITA ELEM DISTRICT		37	56			
	BONITA SCHOOL		37	56			
	FT THOMAS UNIFIED DI		26	32			37
	FT THOMAS ELEMENTARY		26	32			37
	FT THOMAS HIGH SCHOOL						
	PIMA UNIFIED DISTRICT		40	44			54
	PIMA ELEMENTARY SCHO		40	44			54
	PIMA HIGH SCHOOL						
	SAFFORD UNIFIED DIST		45	60			53
	LAFE NELSON SCHOOL		45				
	SAFFORD HIGH SCHOOL						
	SAFFORD MIDDLE SCHOOL						
	SOLOMONVILLE ELEM DI		36	56			
	SOLOMONVILLE SCHOOL		36	56			
	THATCHER UNIFIED DIS		53	63			69
	THATCHER ELEMENTARY		53				
	THATCHER HIGH SCHOOL						
	THATCHER MIDDLE			63			69





# ARIZONA PUPIL ACHIEVEMENT TESTING

## LANGUAGE NATIONAL INDIVIDUAL PERCENTILE RANK

OCTOBER 1991

COUNTY DISTRICT SCHOOL	GRADE					
	FOUR	SEVEN	ELEVEN			
NATIONAL	49	48	48			
STATEWIDE	49	56	55			
LA PAZ	40	47	57			
BICENTENNIAL U H.S.			48			
SALOME HIGH SCHOOL			48			
BOUSE ELEM DISTRICT						
BOUSE SCHOOL						
PARKER UNIFIED DISTR	40	50	58			
LE PERA SCHOOL	38	38				
PARKER HIGH SCHOOL	41	56	58			
MALLACE SCHOOL						
QUARTZSITE ELEM DIST	29	35				
EHREMBERG SCHOOL	28	35				
QUARTZSITE SCHOOL	34	35				
SALOME CONSOLIDATED	52	31				
SALOME SCHOOL	52	31				
MENDEN ELEM DISTRICT	51	71				
MENDEN SCHOOL	51	71				





# ARIZONA PUPIL ACHIEVEMENT TESTING

## LANGUAGE NATIONAL INDIVIDUAL PERCENTILE RANK OCTOBER 1991

COUNTY DISTRICT SCHOOL	GRADE					ELEVEN
	FOUR	SEVEN	SEVEN	SEVEN	SEVEN	
NATIONAL	49	48				48
STATEWIDE	49	56				55
MARICOPA	52	60				58
AGUA FRIA UNION H.S.						48
AGUA FRIA UNION H.S.						48
AGUILA ELEM DISTRICT	18	22				
AGUILA SCHOOL	18	22				
ALHAMBRA ELEM DISTRI	43	53				
ALHAMBRA TRADITIONAL	70	79				
ANDALUCIA SCHOOL	42	53				
BARCELONA SCHOOL	34	53				
CATALINA SCHOOL	51	57				
CORDOVA SCHOOL	35	52				
GRANADA EAST SCHOOL	37	47				
R E SIMPSON SCHOOL	39	42				
SEVILLA SCHOOL	52					
ARLINGTON ELEM DISTR	54	58				
ARLINGTON SCHOOL	54	58				
AVONDALE ELEM DISTRI	37	42				
AVONDALE JUNIOR HIGH	37	42				
PIONEER SCHOOL						
BALSZ ELEM DISTRICT	31	46				
BALSZ SCHOOL	29	42				
CROCKETT SCHOOL	22	40				
GRIFFITH SCHOOL	33	52				
ORANGEDALE SCHOOL	37	50				
BUCKEYE ELEM DISTRIC	32	37				167
BUCKEYE SCHOOL	32	37				



# ARIZONA PUPIL ACHIEVEMENT TESTING

## LANGUAGE NATIONAL INDIVIDUAL PERCENTILE RANK OCTOBER 1991

COUNTY	DISTRICT	SCHOOL	GRADE				ELEVEN
			FOUR	SEVEN	SEVEN	SEVEN	
NATIONAL							
STATEWIDE							
	BUCKEYE UNION H.S.		49				48
	BUCKEYE UNION HIGH S		49				55
	CARTWRIGHT ELEM DIST		49	56			48
	BYRON A BARRY SCHOOL		55				
	CARTWRIGHT SCHOOL		50				
	CHARLES W HARRIS		42				
	DESERT SANDS JR HIGH			60			
	ESTRELLA JUNIOR HIGH			54			
	FRANK BORMAN JR HIGH			53			
	GLENN L DOWNS SCHOOL		47				
	HEATHERBRAE SCHOOL		50				
	HOLIDAY PARK SCHOOL		49				
	JOHN F LONG SCHOOL		43				
	JUSTINE SPITALNY		52				
	PALM LANE SCHOOL		49				
	PERALTA SCHOOL		44				
	STARLIGHT PARK		47				
	SUNSET SCHOOL		43				
	TOMAHAWK SCHOOL		58				
	CAVE CREEK UNIFIED D		59	69			62
	BLACK MOUNTAIN ELEM		59				
	CACTUS SHADOWS H S			69			62
	DESERT ARROYO MIDDLE						
	CHANDLER UNIFIED DIS		57	64			57
	ANDERSEN JUNIOR HIGH						
	ANDERSON ELEM		61				
	BOGLE JR HIGH SCHOOL						
	CHANDLER HIGH SCHOOL						
	ERIE SCHOOL		59				
	FRYE SCHOOL		33				
	GALVESTON SCHOOL		51				
	GOODMAN SCHOOL		75				



# ARIZONA PUPIL ACHIEVEMENT TESTING

## LANGUAGE NATIONAL INDIVIDUAL PERCENTILE RANK OCTOBER 1991

COUNTY	DISTRICT SCHOOL	GRADE					ELEVEN
		FOUR	SEVEN	TEN	THIRTEEN	SIXTEEN	
NATIONAL		49	48				48
STATEWIDE		49	56				55
	HARTFORD SCHOOL	55					
	HUMPHREY ELEMENTARY	57					
	JACOBSON SCHOOL	46					
	KNOX SCHOOL	59					
	SAN MARCOS ELEM	51					
	SHUNWAY ELEMENTARY	66					
	WEINBERG SCHOOL	55					
	WILLIS JUNIOR HIGH S		66				
	CREIGHTON ELEM DISTR	41					
	CREIGHTON SCHOOL	44					
	LARRY C. KENEDY SCH	39					
	LOMA LINDA SCHOOL	48					
	MONTE VISTA SCHOOL	31					
	PAPAGO SCHOOL	55					
	SQUAM PEAK SCHOOL	33					
	WILLIAM T MACHAN SCH	57					
	DEER VALLEY UNIFIED	74					
	ARROMHEAD ELEMENTARY	56					
	BARRY GOLDWATER H.S.	44					
	BELLAIR SCHOOL						
	CONSTITUTION SCHOOL						
	DEER VALLEY HIGH SCH						
	DEER VALLEY JUNIOR H						
	DESERT SAGE ELEM	56					
	DESERT SKY JHS	57					
	DESERT MINDS SCHOOL	50					
	ESPERANZA ELEMENTARY	68					
	GREENBRIER						
	HILLCREST MIDDLE	55					
	MIRAGE SCHOOL	58					
	MOUNTAIN SHADOWS	49					
	NEW RIVER SCHOOL	56					
	PARK MEADOWS SCHOOL	68					
	SUNRISE SCHOOL	51					
	VILLAGE MEADOWS SCH						
							171



# ARIZONA PUPIL ACHIEVEMENT TESTING

## LANGUAGE NATIONAL INDIVIDUAL PERCENTILE RANK OCTOBER 1991

COUNTY	DISTRICT	SCHOOL	GRADE				
			FOUR	SEVEN	ELEVEN		
NATIONAL			49	48	48		
STATEWIDE			49	56	55		
	DYSART UNIFIED DISTR		46	41	44		
		DYSART HIGH SCHOOL					
		DYSART JR. HIGH SCHD					
		EL MIRAGE SCHOOL	33				
		KINGSWOOD SCHOOL	39				
		LUKE SCHOOL	57				
		SURPRISE SCHOOL	50	41	44		
	EAST VALLEY INST						31
		EAST VALLEY INST					31
	FOUNTAIN HILLS UNIFI						
		FOUR PEAKS ELEMENTAR					
		MCDONELL MTN ELEMENT					
	FOWLER ELEM DISTRICT		41	46			
		FOWLER SCHOOL	41	46			
	GILA BEND UNIFIED DI		33	41			49
		GILA BEND HIGH SCHOO					
		GILA BEND SCHOOL	33	41			49
	GILBERT UNIFIED DIST		62	66			66
		BURK ELEMENTARY	58				
		GILBERT ELEMENTARY	56				
		GILBERT HIGH SCHOOL					
		GILBERT JUNIOR HIGH					
		GREENFIELD ELEMENTAR	63	65			
		HARRIS ELEMENTARY	56				
		HOUSTON ELEMENTARY	67				
		ISLANDS ELEMENTARY	67				
		MESQUITE JUNIOR HIGH					
		NEELY ELEMENTARY	61	67			



# ARIZONA PUPIL ACHIEVEMENT TESTING

## LANGUAGE NATIONAL INDIVIDUAL PERCENTILE RANK OCTOBER 1991

COUNTY	DISTRICT	SCHOOL	GRADE					ELEVEN
			FOUR	SEVEN				
NATIONAL			49	48			48	48
STATEWIDE			49	56			55	55
		PATTERSON ELEMENTARY	61					
		PIONEER ELEMENTARY	56					
		VAL VISTA LAKE	68					
		GLENDALE ELEM DISTRI	44	53				
		BICENTENNIAL SCHOOL	45	50				
		CHALLENGER SCHOOL	55	57				
		GLENDALE AMERICAN	40					
		GLENDALE LANDMARK	32					
		GLENN F BURTON	47					
		HAROLD W SMITH	37					
		HORIZON SCHOOL	49	45				
		ISAAC E IMES SCHOOL	41					
		MELVIN E SINE SCHOOL						
		MENSENDICK/JACK						
		GLENDALE UNION H.S.						67
		APOLLO HIGH SCHOOL						64
		CORTEZ HIGH SCHOOL						69
		GLENDALE HIGH SCHOOL						58
		GREENWAY HIGH SCHOOL						67
		INDEPENDENCE H. S.						53
		MOON VALLEY H. S.						75
		SUNNYSLOPE H. S.						78
		THUNDERBIRD H. S.						62
		WASHINGTON H. S.						78
		HIGLEY ELEM DISTRICT	36	63				26
		HIGLEY SCHOOL	36	63				
		HORSE MESA ACCOM SCH	18	14				
		CHARTER OF CHANDELER		32				28
		EAST VALLEY ACCOM	7	10				22
		ESTRELLA MOUNTAIN H.						
		NEW DAY EDUC CTR	23	17				



# ARIZONA PUPIL ACHIEVEMENT TESTING

## LANGUAGE NATIONAL INDIVIDUAL PERCENTILE RANK OCTOBER 1991

COUNTY	DISTRICT SCHOOL	GRADE				
		FOUR	SEVEN	ELEVEN		
NATIONAL		49	48	48		
STATEWIDE		49	56	55		
	ISAAC ELEM DISTRICT	42	42			
	ALTA E BUTLER SCHOOL	35				
	ISAAC JUNIOR HIGH SC	32				
	J B SUTTON SCHOOL	48				
	JOSEPH ZITO SCHOOL	46				
	MITCHELL SCHOOL	49				
	P T COE SCHOOL	55				
	KYRENE ELEM DISTRICT	53	63			
	C I MAGGONER SCHOOL	61				
	CENTENNIAL MIDDLE	58				
	KYRENE DE LA COLINA	47				
	KYRENE DE LA MARIPOS	55				
	KYRENE DE LA PALOMA	60				
	KYRENE DE LAS LOMAS	45				
	KYRENE DE LOS LAGOS	65				
	KYRENE DE LOS NINOS	40				
	KYRENE DEL CIELO	50				
	KYRENE DEL NORTE	61				
	KYRENE DEL SURENEO	30				
	KYRENE JUNIOR HIGH S	39				
	KYRENE MONTE VISTA	20				
	PUEBLO MIDDLE SCHOOL	51				
	LAVEEN ELEM DISTRICT	30				
	LAVEEN SCHOOL	46				
	MC CASH SCHOOL	50				
	LIBERTY ELEM DISTRICT	51				
	ESTRELLA MOUNTAIN	57				
	LIBERTY SCHOOL	48				
	LITCHFIELD ELEM DIST	53				
	LITCHFIELD SCHOOL	53				



# ARIZONA PUPIL ACHIEVEMENT TESTING

## LANGUAGE NATIONAL INDIVIDUAL PERCENTILE RANK OCTOBER 1991

COUNTY DISTRICT SCHOOL	GRADE					ELEVEN
	FOUR	SEVEN	SEVEN	SEVEN	SEVEN	
NATIONAL	49	48				48
STATEWIDE	49	56				55
SCOTT LIBBY SCHOOL	52	54				
WESTERN SKY MIDDLE						
LITTLETON ELEM DISTR	41	56				
LITTLETON SCHOOL	41	56				
UNDERDOWN JHS						
MADISON ELEM DISTRIC	62	70				
MADISON HEIGHTS	60					
MADISON MEADOWS						
MADISON NO 1 SCHOOL	45	79				
MADISON PARK II	72	71				
MADISON R. C. SIMIS	62	47				
MADISON ROSE LANE SC						
MESA UNIFIED DISTRIC	53	63				61
ADAMS SCHOOL	37					
ALMA SCHOOL	63					
CARSON JUNIOR HIGH S						
CRISMON SCHOOL	61	54				
DOBSON HIGH SCHOOL						
EDISON SCHOOL	41					
EISENHOWER SCHOOL	46					
EMERSON SCHOOL	53					
FALCON HILL	53					
FIELD SCHOOL	56					
FRANKLIN SCHOOL	69					
FREMONT JUNIOR HIGH						
FROST ELEMENTARY SCH	51	51				
HALE SCHOOL	59					
HANTHORNE SCHOOL	47					
HENDRIX JUNIOR HIGH						
HERMOSA VISTA	56					
HIGHLAND SCHOOL	60					
HOLMES SCHOOL	41					
IRVING SCHOOL	55					
ISHIKAWA ELEMENTARY	60					
						179



# ARIZONA PUPIL ACHIEVEMENT TESTING

## LANGUAGE NATIONAL INDIVIDUAL PERCENTILE RANK OCTOBER 1991

COUNTY	DISTRICT	SCHOOL	GRADE						
			FOUR	SEVEN	ELEVEN				
NATIONAL									
STATEWIDE									
		JEFFERSON SCHOOL	49	48	48				
		JOHNSON SCHOOL	49	56	55				
		JORDAN SCHOOL	51						
		KELLER SCHOOL	58						
		KING JUNIOR HIGH SCH	68						
		LEHI SCHOOL	53	63					
		LINCOLN SCHOOL	45						
		LINDBERGH SCHOOL	35						
		LONGFELLOW SCHOOL	46						
		LOWELL SCHOOL	39						
		MACARTHUR SCHOOL	70						
		MADISON ELEMENTARY	56						
		MENDOZA ELEMENTARY S	56						
		MESA HIGH SCHOOL		55	53				
		MESA JUNIOR HIGH SCH		7	25				
		MESA VISTA			70				
		MOUNTAIN VIEW HIGH S							
		POWEROY SCHOOL							
		PORTER	58						
		POSTON JUNIOR HIGH S	53						
		POMELL JUNIOR HIGH S		67	56				
		RED MOUNTAIN HIGH		55					
		REDBIRD SCHOOL							
		RHODES JUNIOR H.S.	41	74					
		ROBSON SCHOOL	62						
		ROOSEVELT SCHOOL	53						
		SALK SCHOOL	46						
		SANDRA DAY O'CONNOR	56						
		SHEPHERD JUNIOR HIGH	67	63					
		SIRRIE SCHOOL	36						
		SOLSA ELEMENTARY	44						
		STEVENSON SCHOOL							
		T A P							
		TAFT SCHOOL	42	65					
		TAYLOR JUNIOR HIGH S							
		WASHINGTON SCHOOL	67						
		WEBSTER SCHOOL	48						
		WESTWOOD HIGH SCHOOL							
		WHITMAN SCHOOL	39						
		WHITTIER SCHOOL	44						



# ARIZONA PUPIL ACHIEVEMENT TESTING

PAGE 21B



## LANGUAGE NATIONAL INDIVIDUAL PERCENTILE RANK OCTOBER 1991

COUNTY	DISTRICT SCHOOL	GRADE				
		FOUR	SEVEN	ELEVEN		
NATIONAL		49	48	48		
STATENIDE		49	56	55		
	MOBILE ELEM DISTRICT	25				
	MOBILE ELEMENTARY	25				
	MORRISTOWN ELEM DIST	39	29			
	MORRISTOWN ELEMENTAR	39	29			
	MURPHY ELEM DISTRICT	22	36			
	ALFRED F. GARCIA SCH	23	33			
	ARTHUR M. HAMILTON S	28	22			
	JACK L. KUBAN SCHOOL	29	47			
	WILLIAM R. SULLIVAN	13	40			
	NADABURG ELEM DISTRI	32	40			
	NADABURG SCHOOL	32	40			
	OSBORN ELEM DISTRICT	72				
	CLARENDON SCHOOL					
	LONGVIEW SCHOOL					
	OSBORN MIDDLE SCHOOL					
	SOLANO SCHOOL	72				
	PALO VERDE ELEM DIST	56	39			
	PALO VERDE SCHOOL	56	39			
	PALOMA ELEM DISTRICT	21	29			
	PALOMA ELEMENTARY	21	29			
	PARADISE VALLEY UNIF	63	66			
	AIRE LIBRE SCHOOL	62				
	ARROWHEAD SCHOOL	58				
	CAMPO BELLO SCHOOL	47				
				62		

182

183



# ARIZONA PUPIL ACHIEVEMENT TESTING

## LANGUAGE NATIONAL INDIVIDUAL PERCENTILE RANK

OCTOBER 1991

COUNTY DISTRICT SCHOOL	GRADE					ELEVEN
	FOUR	SEVEN	SEVEN	SEVEN	SEVEN	
NATIONAL						
STATEWIDE						
DESERT COVE SCHOOL	49	48				48
DESERT SHADOWS	49	56				55
DESERT SHADOWS MIDDL	75	75				
DESERT SPRINGS ELEME	79					
EAGLE RIDGE ELEMENTA	70					
ECHO MOUNTAIN SCHOOL	59					
FOOTHILLS	50					
GOLD DUST SCHOOL	70					
HIDDEN HILLS SCHOOL	62					
HORIZON HIGH SCHOOL	64					
INDIAN BEND SCHOOL	57					72
LARKSPUR SCHOOL	54					
LIBERTY SCHOOL	71					
MERCURY MINE SCHOOL	70					
NORTH RANCH	72					
PALOMINO SCHOOL	58					
PARADISE VALLEY HIGH						
POLARIS ALTERNATIVE						
QUAIL RUN SCHOOL	54					53
SANDPIPER SCHOOL	64					39
SHADOW MOUNTAIN HIGH						
SHEA MIDDLE SCHOOL				65		
SUNRISE MIDDLE				68		
VILLAGE VISTA SCHOOL	66			60		61
VISTA VERDE SCHOOL						
PENDERGAST ELEM DIST	42			51		
DESERT HORIZON						
GARDEN LAKES	38			57		
PENDERGAST SCHOOL	53					
VILLA DE PAZ	42			49		
WESTWIND SCHOOL	50			49		
PEORIA UNIFIED DISTR	35			47		
ALTA LOMA SCHOOL	62			69		65
APACHE ELEMENTARY	53			59		
CACTUS HIGH SCHOOL	65			69		
CANYON ELEMENTARY	68					70





# ARIZONA PUPIL ACHIEVEMENT TESTING

## LANGUAGE NATIONAL INDIVIDUAL PERCENTILE RANK OCTOBER 1991

COUNTY	DISTRICT SCHOOL	GRADE					ELEVEN
		FOUR	SEVEN	SEVEN	SEVEN	SEVEN	
NATIONAL		49	48				48
STATEWIDE		49	56				55
	CAMELBACK H. S.						43
	CARL HAYDEN H. S.						39
	CENTRAL HIGH SCHOOL						45
	CYESIS - EAST						44
	CYESIS - WEST						52
	DESIDERATA SCHOOL						13
	MARYVALE HIGH SCHOOL						40
	METRO TECH						30
	METRO TECH VIP						18
	NORTH HIGH SCHOOL						45
	SOUTH MOUNTAIN HIGH						38
	TREVOR BROWNE H. S.						41
	QUEEN CREEK UNIFIED	51	54				50
	QUEEN CREEK ELEMENTA	51	54				50
	QUEEN CREEK JR HIGH						
	QUEEN CRREK H.S.						
	RIVERSIDE ELEM DISTR	27	48				
	RIVERSIDE SCHOOL	27	48				
	ROOSEVELT ELEM DISTR	38	51				
	C J JORGENSEN SCHOOL	30	51				
	C O GREENFIELD	35	42				
	IGNACIO CONCHOS	30	40				
	JOHN R DAVIS SCHOOL	36	57				
	MARTIN LUTHER KING J	52	63				
	MAXINE O. BUSH	50	57				
	PALMDALE SCHOOL	57	47				
	PERCY L JULIAN		36				
	RIO VISTA SCHOOL	26	49				
	ROSE LINDA SCHOOL	37	58				
	SIERRA VISTA SCHOOL	30	63				
	SOUTHWEST SCHOOL	51	46				
	SUNLAND SCHOOL	32	44				
	T G BARR SCHOOL	31	44				
	V H LASSEN SCHOOL	38	59				



# ARIZONA PUPIL ACHIEVEMENT TESTING

## LANGUAGE NATIONAL INDIVIDUAL PERCENTILE RANK OCTOBER 1991

COUNTY	DISTRICT	SCHOOL	GRADE				ELEVEN
			FOUR	SEVEN			
NATIONAL			49	48		48	48
STATEWIDE			49	56		55	55
		VALLEY VIEW SCHOOL	28	50			
		RUTH FISHER ELEM DIS	42	51			
		RUTH FISHER SCHOOL	42	51			
		SCOTTSDALE UNIFIED D	68	72			73
		ANASAZI SCHOOL	70				72
		ARCADIA HIGH SCHOOL	51				79
		ARCADIA LEARNING CTR	78				
		CHAPARRAL HIGH SCHOO	76				
		CHEROKEE SCHOOL					
		COCHISE SCHOOL					
		COCOPAH MIDDLE SCHOOL	59	81			64
		CORONADO HIGH SCHOOL	77				
		HOHOKAH SCHOOL					
		HOP I SCHOOL					
		INGLESIDE MIDDLE SCH					
		KIVA SCHOOL	70	68			
		LAGUNA SCHOOL	72				
		MOHAVE MIDDLE SCHOOL					
		MOUNTAINSIDE MIDDLE					
		NAVAJO SCHOOL	57	68			
		PIMA SCHOOL	61	76			
		PUEBLO SCHOOL	63				
		SAGUARO HIGH SCHOOL					
		SEGUOYA SCHOOL	81				
		SUPAI MIDDLE SCHOOL	55	64			
		TAVAN SCHOOL	66				
		TONALEA SCHOOL	49				
		YAVAPAI SCHOOL	71				
		ZUNI SCHOOL	31	56			
		SENTINEL ELEM DISTRI	31	56			
		SENTINEL SCHOOL	31	56			
							191



# ARIZONA PUPIL ACHIEVEMENT TESTING

## LANGUAGE NATIONAL INDIVIDUAL PERCENTILE RANK OCTOBER 1991

COUNTY	DISTRICT SCHOOL	GRADE				ELEVEN
		FOUR	SEVEN	SEVEN	SEVEN	
NATIONAL						48
STATEWIDE						55
	TEMPE ELEM DISTRICT					
	AGUILAR SCHOOL	49	48			
	ARREDONDO SCHOOL					
	BROADMOR SCHOOL	49	56			
	BUSTOZ SCHOOL					
	CARMINATI SCHOOL					
	CORNNOLLY JUNIOR HIGH					
	CURRY SCHOOL			55		
	EVANS SCHOOL	58				
	FEES JUNIOR HIGH SCH	36		59		
	FRANK SCHOOL					
	FULLER SCHOOL	33				
	GILLILAND JUNIOR HIG	60		50		
	HOLDEMAN SCHOOL					
	HUDSON SCHOOL	35				
	LAIRD SCHOOL	45				
	MCKENRY JUNIOR HIGH S	38		59		
	MEYER SCHOOL					
	NEVITT SCHOOL	52				
	ROVER SCHOOL	39				
	SCALES SCHOOL	55				
	THEM SCHOOL	32				
	WOOD SCHOOL	32				
	WOOD SCHOOL	41				
	TEMPE UNION H. S.					62
	CORONA DEL SOL H. S.					
	EVENING SCHOOL					69
	MARCOS DE NIZA H. S.					61
	MCCLINTOCK H. S.					57
	TEMPE HIGH SCHOOL					58
	TOLLESON ELEM DISTRI	37		50		
	TOLLESON ELEMENTARY					
	TOLLESON JUNIOR HIGH	37		50		



# ARIZONA PUPIL ACHIEVEMENT TESTING

## LANGUAGE NATIONAL INDIVIDUAL PERCENTILE RANK OCTOBER 1991

COUNTY	DISTRICT	SCHOOL	GRADE				ELEVEN
			FOUR	SEVEN	TEN	ELEVEN	
NATIONAL			49	48			48
STATEWIDE			49	56			55
	TOLLESON UNION H.S.						45
	TOLLESON UNION H. S.						43
	MESTVIEM H. S.						47
	UNION ELEM DISTRICT		24				
	UNION SCHOOL		24				
	WASHINGTON ELEM DIST		52				
	ACACIA SCHOOL		64				
	ALTA VISTA SCHOOL		53				
	ARROYO SCHOOL		53				
	CACTUS WREN SCHOOL		57				
	CHAPARRAL SCHOOL		51				
	CHOLLA SCHOOL						
	DESERT FOOTHILLS SCH					66	
	DESERT VIEW SCHOOL					67	
	IRONWOOD SCHOOL						
	JOHN JACOBS SCHOOL						
	LAKEVIEW SCHOOL						
	LOOKOUT MOUNTAIN SCH						
	MANZANITA SCHOOL						
	MARYLAND SCHOOL						
	MOON MOUNTAIN SCHOOL						
	MOUNTAIN SKY						
	MOUNTAIN VIEW SCHOOL					66	
	OCOTILLO SCHOOL		36				
	ORANGEWOOD SCHOOL		31				
	PALO VERDE SCHOOL		44				
	RICHARD E MILLER SCH						
	ROADRUNNER SCHOOL		64				
	ROYAL PALM SCHOOL		64				
	SAHUARO SCHOOL						
	SENITA SCHOOL		51				
	SHAM BUTTE SCHOOL		57				
	SUNBURST SCHOOL		50				
	SUNNYSLOPE SCHOOL		56				
			29				
							195



# ARIZONA PUPIL ACHIEVEMENT TESTING

## LANGUAGE NATIONAL INDIVIDUAL PERCENTILE RANK OCTOBER 1991

COUNTY	DISTRICT	SCHOOL	GRADE				ELEVEN
			FOUR	SEVEN	SEVEN	ELEVEN	
NATIONAL							
STATEWIDE							
		SUNSET SCHOOL	49	48			48
		SHEETWATER SCHOOL	49	56			55
		TUMBLEWEED SCHOOL	54				
		WASHINGTON SCHOOL	64				
			61				
			48				
		WICKENBURG UNIFIED D	50	51			59
		VULTURE PEAK SCHOOL	50	51			59
		WICKENBURG HIGH SCHO					
		WILLIAMS AFB ACCOM S	62	70			
		WILLIAMS AFB ACCOM	62	70			
		MILSON ELEM DISTRICT	18	33			
		MILSON ELEMENTARY SC	18	33			
							197



# ARIZONA PUPIL ACHIEVEMENT TESTING

## LANGUAGE NATIONAL INDIVIDUAL PERCENTILE RANK

OCTOBER 1991



COUNTY DISTRICT SCHOOL	GRADE					ELEVEN
	FOUR	SEVEN	SEVEN	SEVEN	SEVEN	
NATIONAL	49	48				48
STATEWIDE	49	56				55
MOHAVE	47	52				52
BULLHEAD CITY ELEM D	40	43				
BULLHEAD CITY JHS	37	43				
DESERT VALLEY SCH	41					
DIAMONDBACK ELEM	46					
MOUNTAIN VIEW						
CHLORIDE ELEM DISTRI	27	39				
MOUNT TIPTON SCHOOL	27	39				
COLORADO CITY UNIFIE	41	52				61
COLORADO CITY ELEMEN	41	52				61
COLORADO RIVER UNION						50
MOHAVE HIGH SCHOOL						50
HACKBERRY ELEM DISTR	21					
HACKBERRY	21					
KINGMAN ELEM DISTRIC	49	55				
BLACK MOUNTAIN SCHOO	43					
CERBAT SCHOOL	44					
GOLDEN VALLEY JR HS						
HUALAPAI SCHOOL	58	46				
KINGMAN JUNIOR HIGH		56				
LA SENITA SCHOOL	46					
MANZANITA SCHOOL	58					
PALO CHRISTI SCHOOL	37					
LAKE HAVASU UNIFIED	59	63				54
HAVASUPAI SCHOOL						
LAKE HAVASU H. S.	53					54



# ARIZONA PUPIL ACHIEVEMENT TESTING

## LANGUAGE NATIONAL INDIVIDUAL PERCENTILE RANK OCTOBER 1991

COUNTY	DISTRICT	SCHOOL	GRADE				ELEVEN
			FOUR	SEVEN			
NATIONAL							
STATEWIDE							
		LAKE HAVASU JHS	49	48			48
		NAUTILUS SCHOOL	49	56			55
		ORO GRANDE SCHOOL	63	63			
		SHOKETREE SCHOOL	57				
		STARLINE SCHOOL	56				
		STARLINE SCHOOL	65				
		LITTLEFIELD ELEM DIS	44	23			
		LITTLEFIELD SCHOOL	44	23			
		MOHAVE UNION H.S.					52
		KINGMAN HIGH SCHOOL					52
		MOHAVE VALLEY ELEM D	37	46			
		FORT MOHAVE ELEM	35				
		MOHAVE VALLEY ELEM	39	46			
		MOHAVE VALLEY JHS					
		OMENS WHITNEY ELEM D	53	48			
		OMENS WHITNEY SCHOOL	53	48			
		PEACH SPRINGS ELEM D	20	29			
		PEACH SPRINGS SCHOOL	20	29			
		TOPOCK ELEMENTARY DI	50				
		TOPOCK ELEMENTARY	50				
		VALENTINE ELEM DISTR	40	56			
		VALENTINE SCHOOL	40	56			
		YUCCA ELEM DISTRICT	23				
		YUCCA SCHOOL	23				



# ARIZONA PUPIL ACHIEVEMENT TESTING

## LANGUAGE NATIONAL INDIVIDUAL PERCENTILE RANK OCTOBER 1991

COUNTY DISTRICT SCHOOL	GRADE					
	FOUR	SEVEN	ELEVEN			
NATIONAL	49	48	48			
STATEWIDE	49	56	55			
NAVAJO	39	46	48			
BLUE RIDGE UNIFIED	55	61	54			
BLUE RIDGE H. S.						
BLUE RIDGE JHS						
BLUE RIDGE MIDDLE						
CEDAR UNIFIED DISTRI	55	61	54			
JEDITO SCHOOL	22	36				
HEBER-OVERGAARD UNIF	22	36				
CAPPS ELEMENTARY	44	55	49			
HOGOLLON HIGH SCHOOL	44	55	49			
HOLBROOK UNIFIED	53	55	43			
HOLBROOK HIGH SCHOOL						
HOLBROOK JUNIOR HIGH						
HULET SCHOOL	53	55	43			
JOSEPH CITY UNIFIED	42	52	56			
JOSEPH CITY						
JOSEPH CITY H. S.	42	52	56			
KAYENTA UNIFIED DIST	40	44	41			
KAYENTA INTERMEDIATE						
KAYENTA MIDDLE	40	44	41			
MONUMENT VALLEY H.S.						
PINON UNIFIED DISTRI	19	16	41			
PINON JHS						
PINON SCHOOL	19	16	41			



# ARIZONA PUPIL ACHIEVEMENT TESTING

## LANGUAGE NATIONAL INDIVIDUAL PERCENTILE RANK OCTOBER 1991

COUNTY	DISTRICT	SCHOOL	GRADE				ELEVEN
			FOUR	SEVEN	TEN	THIRTEEN	
NATIONAL			49	48			48
STATEWIDE			49	56			55
		SHOW LOW UNIFIED DIS	43	56			51
		SHOW LOW HIGH SCHOOL					
		SHOW LOW INTER					
		SHOW LOW JUNIOR HIGH	43	56			51
		SHOW LOW PRIMARY					
		SNOWFLAKE UNIFIED DI	53	51			57
		SNOWFLAKE H. S.					
		SNOWFLAKE INTERMED	51	51			57
		SNOWFLAKE JHS	54				
		TAYLOR SCHOOL					
		WHITERIVER UNIFIED D	15	24			37
		ALCHESAY HIGH SCHOOL					
		SEVEN MILE SCHOOL	14				37
		WHITERIVER JHS					
		WHITERIVER SCHOOL	15	24			
		MINSLOW UNIFIED DIST	43	51			48
		BONNIE BRENNAN					
		JEFFERSON SCHOOL	37				
		WASHINGTON SCHOOL	36				
		MINSLOW HIGH SCHOOL	53				
		MINSLOW JUNIOR HIGH		51			48



# ARIZONA PUPIL ACHIEVEMENT TESTING

## LANGUAGE NATIONAL INDIVIDUAL PERCENTILE RANK OCTOBER 1991

COUNTY	DISTRICT	SCHOOL	GRADE				ELEVEN
			FOUR	SEVEN	SEVEN	ELEVEN	
NATIONAL							
STATEWIDE							
PIMA							
	AJO UNIFIED DISTRICT						
		AJO ELEM AND JR HIGH	49	48	48	48	48
		AJO HIGH SCHOOL	49	56	47	55	55
		ALTAR VALLEY SCHOOL	50	54	47	56	56
		MARY E DILL SCHOOL	43	48	47	53	53
		AMPHITHEATER UNIFIED	43	48	47	53	53
		AMPHITHEATER EVENING	46	47	47	62	62
		AMPHITHEATER H. S.	46	47	47	62	62
		AMPHITHEATER JR HIGH	56	55	55	66	66
		CANYON DEL ORO HIGH					
		COPPER CREEK ELEM	69	59	59	66	66
		CORONADO MIDDLE	54	60	60	66	66
		E C NASH SCHOOL	34	68	68	66	66
		F O HOLMWAY SCHOOL	34	68	68	66	66
		HELEN KEELING SCHOOL	53				
		L M PRINCE SCHOOL	43				
		LA CIMA MIDDLE	34				
		LAWRENCE W CROSS JR	60				
		LULU WALKER SCHOOL	73				
		MARION DONALDSON	73				
		MESA VERDE SCHOOL	62				
		RIO VISTA SCHOOL	56				
		MINIFRED HARELSON	71				
	CATALINA FOOTHILLS U		74	76	76	76	76
		CANYON VIEW	74	73	73	73	73
		ESPERERO MIDDLE SCHO	76	78	78	78	78
		MANZANITA SCHOOL	76				
		ORANGE GROVE MIDDLE	73				
		SUNRISE DRIVE SCHOOL	73				
							207



# ARIZONA PUPIL ACHIEVEMENT TESTING

## LANGUAGE

### NATIONAL INDIVIDUAL PERCENTILE RANK

OCTOBER 1991

COUNTY	DISTRICT	SCHOOL	GRADE				ELEVEN
			FOUR	SEVEN	TEN	THIRTEEN	
NATIONAL			49	48			48
STATEWIDE			49	56			55
	CONTINENTAL ELEM DIS		56	53			56
	CONTINENTAL SCHOOL		56	53			56
	FLOWING WELLS UNIFIE		55	49			56
	CENTENIAL SCHOOL		63				26
	FLOWING WELLS H. S.			49			26
	FLOWING WELLS JHS		51				67
	HOMER DAVIS SCHOOL		59				
	LAGUNA SCHOOL		58				
	ROBERT RICHARDSON		47				
	HALTER DOUGLAS						
	INDIAN OASIS-BABOQUI		20	40			
	BABOQUIVARI H. S.						
	BABOQUIVARI JHS			40			
	TOPANA MIDDLE		20				
	MARANA UNIFIED DISTR		59	62			
	BUTTERFIELD SCHOOL		68				
	DEGRAZIA SCHOOL		61				
	DESERT MINDS SCHOOL		54				
	ESTES SCHOOL		42				
	IRONWOOD SCHOOL		64				
	MARANA HIGH SCHOOL			54			
	MARANA JHS						
	MOUNTAIN VIEW SCHOOL		55				
	ROADRUNNER SCHOOL		57				
	THORNDALE SCHOOL			65			
	TORTOLITA JHS						
	SAHUJARITA UNIFIED DI		50	54			
	SAHUJARITA H. S.						
	SAHUJARITA JHS						
	SAHUJARITA SCHOOL		48	54			



# ARIZONA PUPIL ACHIEVEMENT TESTING

## LANGUAGE NATIONAL INDIVIDUAL PERCENTILE RANK OCTOBER 1991

COUNTY	DISTRICT SCHOOL	GRADE					ELEVEN
		FOUR	SEVEN	TEN	ELEVEN		
NATIONAL		49	48				48
STATEWIDE		49	56				55
	SOPORI SCHOOL	57					
	SAN FERNANDO ELEM DI						
	SAN FERNANDO SCHOOL						
	SUNNYSIDE UNIFIED DI	36	39				46
	ALTERNATE						
	APOLLO MIDDLE SCHOOL						
	CHAPPARRAL MIDDLE						
	CRAYCROFT SCHOOL	27	34				28
	DESERT VIEW H.S.		40				
	DREXEL SCHOOL						
	ELVIRA SCHOOL	32					43
	ESPERANZA SCHOOL	34					
	GALLEGO SCHOOL	51					
	LIBERTY SCHOOL	74					
	LOS AMIGOS SCHOOL	30					
	LOS NINOS SCHOOL	23					
	LOS RANCHITOS SCHOOL	36					
	MISSION MANOR SCHOOL	24					
	SANTA CLARA SCHOOL	33					
	SIERRA MIDDLE SCHOOL	37					
	SUNNYSIDE H. S.		46				50
	TANQUE VERDE UNIFIED	73	67				
	AGUA CALIENTE SCHOOL	73					
	EMILY GRAY JMS						
	TANQUE VERDE SCHOOL	73	67				
	TUCSON UNIFIED DISTR	47	52				54
	BASIC CURRICULUM						
	BILINGUAL MAGNET						
	BLENHAN SCHOOL						
	BLOOM SCHOOL	50	61				
	BONILLAS SCHOOL	80	34				
	BOOTH SCHOOL	55					
		52					
							211



# ARIZONA PUPIL ACHIEVEMENT TESTING

## LANGUAGE NATIONAL INDIVIDUAL PERCENTILE RANK OCTOBER 1991

COUNTY	DISTRICT	SCHOOL	GRADE					ELEVEN
			FOUR	SEVEN	SEVEN	SEVEN	SEVEN	
NATIONAL			49	48				48
STATEWIDE			49	56				55
		BORMAN SCHOOL	52					
		BRICHTA SCHOOL	66					
		CARRILLO SCHOOL	40					
		CARSON JUNIOR HIGH S		51				52
		CATALINA HIGH SCHOOL						
		CAVETT SCHOOL	30					40
		CHOLLA HIGH SCHOOL						
		COLLIER SCHOOL	66					
		CORBETT SCHOOL	54					
		CRAGIN SCHOOL	49					
		DAVIGSON SCHOOL	41					
		DAVIS SCHOOL	40					
		DIETZ SCHOOL	42					
		DOOLEN JR HIGH SCHOO						45
		DUFFY SCHOOL	50					
		DUNHAM SCHOOL	47					
		ERICKSON SCHOOL	51					
		FICKETT JR HIGH SCHO						64
		FORD SCHOOL	40					
		FRUCHTHENDLER SCHOOL	83					
		FT LOWELL SCHOOL	61					
		GALE SCHOOL	53					
		GRIDLEY JR HIGH SCHO						66
		GRIJALVA	42					
		HENRY SCHOOL	55					
		HOKKAM						35
		HOLLADAY SCHOOL	37					
		HOLLINGER SCHOOL	21					
		HOMELL SCHOOL	44					
		HOMENSTINE						28
		HUDLOM SCHOOL	50					
		HUGHES SCHOOL	79					
		JEFFERSON PARK SCHOO	43					13
		JUNIOR HIGH ACCOMM						
		KEEN SCHOOL	38					
		KELLOND SCHOOL	53					
		LAWRENCE SCHOOL	24					
		LINEWEAVER SCHOOL	75					
		LYNN SCHOOL	28					
		LYONS SCHOOL	47					
								212





# ARIZONA PUPIL ACHIEVEMENT TESTING

## LANGUAGE NATIONAL INDIVIDUAL PERCENTILE RANK OCTOBER 1991

COUNTY	DISTRICT	SCHOOL	GRADE				ELEVEN
			FOUR	SEVEN	SEVEN	SEVEN	
NATIONAL							
STATEWIDE							
		MAGEE JR HIGH SCHOOL	49	48		48	48
		MALDONADO					
		MANSFELD JR HIGH SCH	49	56		55	55
		MANZO SCHOOL					
		MARSHALL SCHOOL	40	68		48	
		MAXWELL JR HIGH SCH	28				
		MENLO PARK SCHOOL	64				
		MILES ELC	31	39			
		MILLER SCHOOL	54	37			
		MISSION VIEW SCHOOL	40				
		MYERS SCHOOL	21				
		NAYLOR JR HIGH SCHOO	42	45			
		OCHOA SCHOOL	15	53			
		PALO VERDE HIGH SCH					59
		PISTOR JR HIGH SCHOO					42
		PROJECT MORE					44
		PROJECT PASS					34
		PUEBLO					
		PUEBLO GARDENS					
		REYNOLDS SCHOOL	23				
		RICHIEY SCHOOL	55				
		RINCON	20				
		ROBERTS SCHOOL	25				51
		ROBINSON SCHOOL	44				
		ROGERS SCHOOL	63				
		ROSE SCHOOL	25				
		ROSKRUGE SCHOOL	20				
		SABINO HIGH SCHOOL					69
		SAFFORD ELEM SCHOOL					
		SAFFORD JR HIGH SCH	25	44			
		SANUARIO HIGH SCHOOL					
		SANTA RITA					61
		SCHUMAKER SCHOOL	54	60			60
		SECRETIST JR HIGH SCH					
		SEMELL SCHOOL					
		SMITH SCHOOL	58				
		SOLENG TOM	59				
		STEELE SCHOOL	68				
		TEEN-AGE PARENT PROG	61				
		TOLSON SCHOOL	32				42
							215





# ARIZONA PUPIL ACHIEVEMENT TESTING

## LANGUAGE NATIONAL INDIVIDUAL PERCENTILE RANK OCTOBER 1991

COUNTY	DISTRICT	SCHOOL	GRADE					ELEVEN
			FOUR	SEVEN	SEVEN	SEVEN	SEVEN	
NATIONAL			49	48				48
STATEMIDE			49	56				55
PINAL			38	48				49
	APACHE	JUNCTION UNIF	44	60				57
		APACHE JUNCTION H S		60				57
		APACHE JUNCTION JHS						
		DESERT VISTA	41					
		FOUR PEAKS SCHOOL	36					
		GOLD CANYON	63					
		SUPERSTITION MTN	41					
	CASA GRANDE	ELEM DIS	39	44				
		CASA GRANDE JHS		44				
		CHOLLA SCHOOL	48					
		COTTONWOOD SCHOOL	36					
		EVERGREEN SCHOOL	49					
		IRCKWOOD SCHOOL	40					
		OCOTILLO SCHOOL	34					
		PALO VERDE SCHOOL	36					
		SAGUARO SCHOOL	29					
	CASA GRANDE	UNION H.						46
		CASA GRANDE UNION						46
	COOLIDGE	UNIFIED DIS	38	49				
		COOLIDGE CENTRAL		49				
		COOLIDGE HIGH SCHOOL						
		NORTH SCHOOL	38					
	ELOY	ELEM DISTRICT	24	40				
		ELOY INTERMEDIATE						
		ELOY JUNIOR HIGH	24	40				
	FLORENCE	UNIFIED DIS	43	46				
		FLORENCE ELEMENTARY	43					
								38
								219



# ARIZONA PUPIL ACHIEVEMENT TESTING

## LANGUAGE NATIONAL INDIVIDUAL PERCENTILE RANK OCTOBER 1991

COUNTY DISTRICT SCHOOL	GRADE					
	FOUR	SEVEN	ELEVEN			
NATIONAL						
STATEWIDE						
FLORENCE HIGH SCHOOL	49	48	48			
FLORENCE MIDDLE	49	56	55			
J O COMBS ELEM DISTR	37	46	38			
J O COMBS SCHOOL	37	62				
MAMMOTH SAN MANUEL U	34	62				
AVENUE B SCHOOL	41	45	49			
GARDNER MIDDLE	19	45				
MAMMOTH SCHOOL						
SAN MANUEL HIGH						
MARICOPA UNIFIED DIS	36	46	36			
MARICOPA HIGH SCHOOL						
MARICOPA MIDDLE	36	46	36			
MARICOPA SCHOOL						
MARY C O'BRIEN ELEM	19					
MARY C O'BRIEN	19					
ORACLE ELEM DISTRICT	36	44				
MOUNTAIN VISTA	36	44				
PICACHO ELEM DISTRICT	30	53				
PICACHO SCHOOL	30	53				
RAY UNIFIED DISTRICT	35	53	52			
RAY ELEMENTARY		53				
RAY HIGH SCHOOL						
RAY PRIMARY	35	53	52			

# ARIZONA PUPIL ACHIEVEMENT TESTING

PAGE 61B

## LANGUAGE NATIONAL INDIVIDUAL PERCENTILE RANK OCTOBER 1991



COUNTY DISTRICT SCHOOL	GRADE						ELEVEN	223
	FOUR	SEVEN	SEVEN	SEVEN	SEVEN	SEVEN		
NATIONAL	49	48					48	
STATEWIDE	49	56					55	
RED ROCK ELEM DISTRI	41	55						
RED ROCK SCHOOL	41	55						
SACATON ELEM DISTRIC	36	36						
SACATON ELEMENTARY	36	36						
SACATON MIDDLE								
SANTA CRUZ VLY U H S							44	
SANTA CRUZ VALLEY HS							44	
STANFIELD ELEM DISTR	30	36						
STANFIELD SCHOOL	30	36						
SUPERIOR UNIFIED DIS	34	58					53	
KENNEDY SCHOOL	34	58						
ROOSEVELT SCHOOL								
SUPERIOR HIGH SCHOOL								
TOLTEC ELEM DISTRICT	45	64						
TOLTEC SCHOOL	45	64						

222



# ARIZONA PUPIL ACHIEVEMENT TESTING

## LANGUAGE NATIONAL INDIVIDUAL PERCENTILE RANK OCTOBER 1991

COUNTY	DISTRICT	SCHOOL	GRADE					ELEVEN
			FOUR	SEVEN	SEVEN	SEVEN	SEVEN	
NATIONAL			49	48				48
STATEWIDE			49	56				55
SANTA CRUZ			41	51				48
		NOGALES UNIFIED DIST	40	50				47
		A J MITCHELL SCHOOL	30					
		CHALLENGER	50					
		CORONADO	70					
		LINCOLN SCHOOL	28					
		MARY MELTY SCHOOL	28					
		NOGALES HIGH SCHOOL		43				47
		PIERSON MIDDLE		56				
		MADE CARPENTER MID						
		PATAGONIA ELEM DISTR	39					
		PATAGONIA SCHOOL	39					
		PATAGONIA UNION HIGH		64				59
		PATAGONIA H. S.		64				59
		SANTA CRUZ ELEM DIST						
		SANTA CRUZ SCHOOL						
		SANTA CRUZ VALLEY UN	46	51				
		CALABASAS SCHOOL	46	51				
		MOUNTAIN VIEW SCHOOL	40	59				
		SONOITA ELEM DISTRIC	40	59				
		ELGIN SCHOOL		59				
								225



# ARIZONA PUPIL ACHIEVEMENT TESTING

## LANGUAGE NATIONAL INDIVIDUAL PERCENTILE RANK OCTOBER 1991

COUNTY DISTRICT SCHOOL	GRADE						ELEVEN
	FOUR	FOUR	SEVEN	SEVEN	SEVEN	SEVEN	
NATIONAL	49	48	48	48	48	48	48
STATEWIDE	49	49	56	56	55	55	55
YAVAPAI	47	56	56	56	58	58	58
ASH FORK UNIFIED DIS	16	16	48	48	56	56	56
ASH FORK HIGH SCHOOL	16	16	48	48	56	56	56
ASH FORK SCHOOL	16	16	48	48	56	56	56
BAGDAD UNIFIED DISTR	50	50	54	54	65	65	65
BAGDAD HIGH SCHOOL	50	50	54	54	65	65	65
DAVID C LINCOLN	50	50	54	54	65	65	65
BEAVER CREEK ELEM DI	54	54	66	66			
BEAVER CREEK SCHOOL	54	54	66	66			
CAMP VERDE UNIFIED D	42	42	53	53	51	51	51
CAMP VERDE H. S.	42	42	53	53	51	51	51
CAMP VERDE MIDDLE	42	42	53	53	51	51	51
CAMP VERDE SCHOOL	42	42	53	53	51	51	51
CANON ELEM DISTRICT	35	35	49	49			
CANON JHS	35	35	49	49			
CANON SCHOOL	35	35	49	49			
CHINO VALLEY UNIFIED	45	45	50	50	47	47	47
CHINO VALLEY HIGH	45	45	50	50	47	47	47
DEL RIO SCHOOL	45	45	50	50	47	47	47
HERITAGE MIDDLE	45	45	50	50	47	47	47
CLARKDALE-JEROME ELE	52	52	56	56			
CLARKDALE-JEROME	52	52	56	56			
COTTONDALE OAK CRK ELE	44	44	57	57			
COTTONWOOD	44	44	57	57			



# ARIZONA PUPIL ACHIEVEMENT TESTING

PAGE 448

## LANGUAGE NATIONAL INDIVIDUAL PERCENTILE RANK OCTOBER 1991

COUNTY	DISTRICT	SCHOOL	GRADE				ELEVEN
			FOUR	SEVEN	TEN	THIRTEEN	
NATIONAL			49	48		48	
STATEWIDE			49	56		55	
		COTTONWOOD JHS	46	56			
		DR. DANIEL BRIGHT	37	58			
		OAK CREEK SCHOOL					
		HILLSIDE ELEM DISTRI	49				
		HILLSIDE SCHOOL	49				
		HUMBOLDT UNIFIED DIS	42	50		60	
		BRADSHAM MOUNTAIN HI		50		60	
		BRADSHAM MOUNTAIN	34				
		HUMBOLDT ELEMENTARY	45				
		LAKE VALLEY SCHOOL	43				
		MOUNTAIN VIEW					
		KIRKLAND ELEM DISTRI	23				
		KIRKLAND SCHOOL	23				
		MAYER UNIFIED DISTRI	48	62		53	
		MAYER HIGH SCHOOL					
		MAYER SCHOOL	48	62		53	
		MINGUS UNION H.S.					
		MINGUS UNION HIGH					
		PRESCOTT UNIFIED DIS	55	63		58	
		ABIA JUDD	47				
		DEXTER SCHOOL	45				
		GRANITE MOUNTAIN JR					
		LINCOLN SCHOOL	68	61			
		MILLER VALLEY	54				
		PRESCOTT HIGH SCHOOL					
		PRESCOTT JUNIOR HIGH	64	65		63	
		TAYLOR HICKS	51				
		WASHINGTON SCHOOL					





# ARIZONA PUPIL ACHIEVEMENT TESTING

## LANGUAGE NATIONAL INDIVIDUAL PERCENTILE RANK OCTOBER 1991

COUNTY DISTRICT SCHOOL	GRADE					ELEVEN
	FOUR	SEVEN	SEVEN	SEVEN	SEVEN	
NATIONAL	49	48				48
STATEWIDE	49	56				55
SEDONA-OAKCREEK UNIF	50	59				
SEDONA SCHOOL	55	68				
WEST SEDONA SCHOOL	48	55				
SELIGMAN UNIFIED DIS	4	3				44
SELIGMAN HIGH SCHOOL						
SELIGMAN SCHOOL	4	3				44
SKULL VALLEY ELEM DI						
SKULL VALLEY SCHOOL						
YARNELL ELEM DISTRIC	49					
YARNELL SCHOOL	49					
						231

230



# ARIZONA PUPIL ACHIEVEMENT TESTING

## LANGUAGE NATIONAL INDIVIDUAL PERCENTILE RANK

OCTOBER 1991

COUNTY	DISTRICT	SCHOOL	GRADE				ELEVEN
			FOUR	SEVEN			
NATIONAL			49	48			48
STATEWIDE			49	56			55
YUMA			38	46			43
	ANTELOPE UNION H.S.						37
	ANTELOPE UNION H.S.						37
	CRANE ELEM DISTRICT		47	54			
	CRANE JHS						
	H L SUVERKRUP SCHOOL		38	54			
	PUEBLO SCHOOL		49				
	RANCHOVIEJO SCHOOL		40				
	RONALD REAGAN FUND		53				
	VALLEY HORIZON SCHOOL		50				
	GADSDEN ELEM DISTRICT		15	27			
	GADSDEN SCHOOL		14	27			
	RIO COLORADO ELEM		16				
	HYDER ELEM DISTRICT		45	44			
	DATELAND SCHOOL		45	44			
	MOHAWK VALLEY ELEM D		31	56			
	MOHAWK VALLEY SCHOOL		31	56			
	SOMERTON ELEM DISTRI		23	26			
	CARLISLE JHS						
	DESERT SONARA INTER		21	26			
	ORANGE GROVE		31				
	MELLTON ELEM DISTRICT		37	39			
	MELLTON SCHOOL		37	39			
							233



# ARIZONA PUPIL ACHIEVEMENT TESTING

## LANGUAGE NATIONAL INDIVIDUAL PERCENTILE RANK OCTOBER 1991

COUNTY DISTRICT SCHOOL	GRADE					ELEVEN
	FOUR	SEVEN	TEN	THIRTEEN	SIXTEEN	
NATIONAL						
STATEWIDE						
YUMA ELEM DISTRICT						
ALICE BYRNE SCHOOL	49	48				48
C W McGRAM SCHOOL	49	56				55
CARVER SCHOOL						
FOURTH AVE JHS	40	48				
GILA VISTA JHS						
GYNEETH HAM SCHOOL	38					
JAMES B ROLLE SCHOOL	36					
JAMES D PRICE SCHOOL	28					
MARY E POST SCHOOL	43	39				
MARY OTONDO SCHOOL	53	53				
O C JOHNSON SCHOOL	49					
PALMCROFT SCHOOL	33					
PECAN GROVE SCHOOL	40					
WOODARD JHS	47					
YUMA UNION H.S.	49	52				43
	30					44
CIBOLA HIGH SCHOOL						43
KOFA HIGH SCHOOL						42
YUMA HIGH SCHOOL						
						235

## Appendix C

Fall 1992 Percentile Ranks for Individuals for **Mathematics** on the

- Iowa Tests of Basic Skills (Grades 4 and 7)
- Tests of Achievement and Proficiency (Grade 11)



# ARIZONA PUPIL ACHIEVEMENT TESTING

## MATHEMATICS NATIONAL INDIVIDUAL PERCENTILE RANK

OCTOBER 1991

COUNTY	DISTRICT SCHOOL	GRADE				ELEVEN
		FOUR	SEVEN	TEN	ELEVEN	
NATIONAL		48	48			50
STATEWIDE		44	52			50
APACHE		27	33			33
	ALPINE ELEM DISTRICT	55	69			
	ALPINE SCHOOL	55	69			
	CHINLE UNIFIED DISTR	18	24			29
	CHINLE ELEMENTARY SC	16	24			29
	CHINLE HIGH SCHOOL	22	26			
	CHINLE JUNIOR HIGH S	20	26			
	MARY FARMS SCHOOL	61	32			20
	TSAILLE SCHOOL	61	32			20
	CONCHO ELEM DISTRICT	16	29			
	CONCHO SCHOOL	61	32			
	GANADO UNIFIED DISTR	16	29			
	GANADO HIGH SCHOOL	16	29			
	GANADO INTERMEDIATE	7	33			18
	GANADO MIDDLE SCHOOL	7	33			18
	M McNARY ELEM DISTRICT	12	26			
	M McNARY SCHOOL	12	26			
	RED MESA UNIFIED DIS	15	30			
	RED MESA HIGH SCHOOL	4	17			
	RED MESA SCHOOL	46	55			51
	ROUND ROCK SCHOOL	46	55			51
	ROUND VALLEY UNIFIED					
	ROUND VALLEY HIGH SC					
	ROUND VALLEY INTER					
	ROUND VALLEY MIDDLE	46	55			51



# ARIZONA PUPIL ACHIEVEMENT TESTING

## MATHEMATICS NATIONAL INDIVIDUAL PERCENTILE RANK

OCTOBER 1991

COUNTY	DISTRICT	SCHOOL	GRADE				ELEVEN
			FOUR	SEVEN	TEN	ELEVEN	
NATIONAL			48	48		50	
STATEWIDE			44	52		50	
	SANDERS UNIFIED DIST		15	18		30	
	SANDERS ELEMENTARY		15	18		30	
	SANDERS JUNIOR HIGH						
	VALLEY HIGH SCHOOL						
	ST JOHNS UNIFIED DIS		55	49		61	
	ST JOHNS HIGH SCHOOL		55	49		61	
	ST JOHNS MIDDLE SCHO						
	VERNON ELEMENTARY DI		74				
	VERNON SCHOOL		74				
	WINDOM ROCK UNIFIED		29	33		30	
	FT DEFIANCE SCHOOL		28	33		30	
	TSO HO TSO MIDDLE SC						
	WINDOM ROCK HIGH SCH						
	WINDOM ROCK SCHOOL		31				
							240

239



# ARIZONA PUPIL ACHIEVEMENT TESTING

## MATHEMATICS NATIONAL INDIVIDUAL PERCENTILE RANK OCTOBER 1991

COUNTY DISTRICT SCHOOL	GRADE				
	FOUR	SEVEN	ELEVEN		
NATIONAL	48	48	50		
STATEWIDE	44	52	50		
COCHISE	39	49	43		
APACHE ELEM DISTRICT	49				
APACHE SCHOOL	49				
ASH CREEK ELEM DISTR	31	39			
ASH CREEK SCHOOL	31	39			
BENSON ELEM DISTRICT	48	49			
BENSON MIDDLE SCHOOL		49			
BENSON PRIMARY SCHOOL					
BENSON UNION HIGH SC	48				33
BENSON UNION HIGH SC					33
BISBEE UNIFIED DISTR	33	52			27
BISBEE HIGH SCHOOL					
LOWELL SCHOOL	33	52			27
BOWIE UNIFIED DISTRI	18	19			18
BOWIE HIGH SCHOOL					
BOWIE SCHOOL	18	19			18
COCHISE ELEM DISTRIC	94	79			
COCHISE SCHOOL	94	79			
DOUBLE ADOBE ELEM DI	47				
DOUBLE ADOBE SCHOOL	47	40			
DOUGLAS UNIFIED DIST	30				37
A AVENUE SCHOOL	34				



# ARIZONA PUPIL ACHIEVEMENT TESTING

## MATHEMATICS NATIONAL INDIVIDUAL PERCENTILE RANK OCTOBER 1991

COUNTY	DISTRICT	SCHOOL	GRADE					ELEVEN
			FOUR	SEVEN	SEVEN	SEVEN	SEVEN	
NATIONAL			48	48				50
STATEWIDE			44	52				50
		CLAMSON SCHOOL	23	40				37
		DOUGLAS HIGH SCHOOL	22					
		DOUGLAS JUNIOR HIGH	29					
		FARAS SCHOOL	31					
		FIFTEENTH STREET SCH	16	40				
		JOE CARLSON SCHOOL	44					
		PAUL H. HUBER JR HIG	32					
		SARAH MARLEY SCHOOL	32					
		STEVENSON SCHOOL	37					
		ELFRIDA ELEM DISTRIC	37					
		ELFRIDA SCHOOL	37					
		FT HUACHUCA ACCOM SC	37					
		COLONEL SMITH MIDDLE	37					
		GENERAL MYER SCHOOL	64					
		MCNEAL ELEM DISTRICT	64					
		MCNEAL SCHOOL	29					
		NACO ELEM DISTRICT	29					
		NACO SCHOOL	50					
		PALOMINAS ELEM DISTR	50					
		PALOMINAS SCHOOL	45					
		PEARCE ELEM DISTRICT	45					
		PEARCE SCHOOL	62					
		POKERENE ELEM DISTRI	62					
		POKERENE SCHOOL	62					



# ARIZONA PUPIL ACHIEVEMENT TESTING

## MATHEMATICS NATIONAL INDIVIDUAL PERCENTILE RANK OCTOBER 1991



COUNTY DISTRICT SCHOOL	GRADE						ELEVEN
	FOUR	SEVEN	SEVEN	SEVEN	SEVEN	SEVEN	
NATIONAL	48	48					50
STATEWIDE	44	52					50
SAN SIMON UNIFIED DI	35	49					30
SAN SIMON HIGH SCHOO	35	49					30
SAN SIMON SCHOOL	45	55					53
SIERRA VISTA UNIFIED	45	55					53
BELLA VISTA SCHOOL	41						
BUENA HIGH SCHOOL	43						
CARMICHAEL SCHOOL	48						
HUACHUCA MOUNTAIN	47	55					
PUEBLO DEL SOL SCHOOL	44						
SIERRA VISTA MIDDLE	68	65					53
TOWN AND COUNTRY SCH	68	65					53
VILLAGE MEADOWS SCHO	38	38					39
ST DAVID UNIFIED DIS	32	40					39
ST DAVID HIGH SCHOOL	61	34					48
ST DAVID SCHOOL	38	51					48
TOMBSTONE UNIFIED DI	38	51					43
HUACHUCA CITY SCHOOL							
TOMBSTONE HIGH SCHOOL							
WALTER J MEYER SCHOOL							
VALLEY UNION H.S.							
VALLEY UNION HIGH SC							
MILLCOX UNIFIED DIST	38						43
MILLCOX ELEMENTARY S	38						43
MILLCOX HIGH SCHOOL							
MILLCOX MIDDLE SCHOOL							
	245						246



# ARIZONA PUPIL ACHIEVEMENT TESTING

## MATHEMATICS NATIONAL INDIVIDUAL PERCENTILE RANK OCTOBER 1991

COUNTY	DISTRICT	SCHOOL	GRADE				ELEVEN
			FOUR	SEVEN	TEN	ELEVEN	
NATIONAL			48	48			50
STATEWIDE			44	52			50
COCOONINO			43	50			49
		FLAGSTAFF UNIFIED DI	49	54			52
		CHARLES M SECHRIST S	62				49
		COCOONINO HIGH SCHOOL	46	56			53
		CROMER ELEMENTARY	55				
		EAST FLAGSTAFF JHS	49	53			56
		EVA MARSHALL SCHOOL	61				
		FLAGSTAFF HIGH SCHOOL	38	38			
		FLAGSTAFF JUNIOR HIG	44				
		JOHN Q THOMAS SCHOOL	58				
		KNOLES ELEMENTARY	45				
		LEUPP	44				
		LURA KINSEY SCHOOL	44				
		MANUEL DEMIGUEL	31				
		NEIL V CHRISTENSEN S	44				
		SINAQUA HIGH SCHOOL	44				
		SOUTH BEAVER SCHOOL	31				
		THOMAS R WEITZEL SCH					
		M F KILLIP SCHOOL					
		FREDONIA/MOCCASIN UN					
		ELEMENTARY SCHOOL					
		HIGH SCHOOL					
		GRAND CANYON UNIFIED					
		GRAND CANYON HIGH SC	31	53			37
		GRAND CANYON SCHOOL	31	53			51
		MAINE CONSOLIDATED E	29				51
		MAINE CONSOLIDATED S	29				51
		PAGE UNIFIED DISTRIC	33	47			40
		DESERT VIEW ELEMENTA	34				
		LAKE VIEW ELEMENTARY	30				
							248

# ARIZONA PUPIL ACHIEVEMENT TESTING

## MATHEMATICS NATIONAL INDIVIDUAL PERCENTILE RANK OCTOBER 1991



COUNTY DISTRICT SCHOOL	GRADE						
	FOUR	SEVEN	ELEVEN				
NATIONAL	48	48	50				
STATEWIDE	44	52	50				
PAGE HIGH SCHOOL							
PAGE MIDDLE SCHOOL							
TUBA CITY UNIFIED DI	29	47	40				
EAGLE'S NEST MID							
TUBA CITY HIGH SCHOOL	29	32	43				
TUBA CITY JUNIOR HIG							
WILLIAMS UNIFIED DIS	56	54	53				
WILLIAMS ELEMENTARY							
WILLIAMS HIGH SCHOOL	56	54	53				
							257



# ARIZONA PUPIL ACHIEVEMENT TESTING

## MATHEMATICS NATIONAL INDIVIDUAL PERCENTILE RANK OCTOBER 1991

COUNTY	DISTRICT	SCHOOL	GRADE				ELEVEN
			FOUR	SEVEN	TEN	ELEVEN	
NATIONAL			48	48		50	
STATEWIDE			44	52		50	
GILA			38	36		41	
	GLOBE UNIFIED DISTRI		45			41	
	COPPER RIM ELEM		45				
	GLOBE HIGH SCHOOL						
	GLOBE JR. HIGH SCHOO						
	HAYDEN MINKELMAN UNI		24	27		26	
	HAYDEN HIGH SCHOOL						
	LEONOR HAMBLY JUNIOR		24	27		26	
	MINKELMAN INTERMED						
	MIAMI UNIFIED DISTRI		42	39		43	
	CENTRAL HEIGHTS SCHO		47				
	INSPIRATION ADDITION		28				
	LAS LOMAS SCHOOL		51	39		43	
	LEE KORNEGAY JHS						
	MIAMI HIGH SCHOOL						
	PAYSON UNIFIED DISTR		45	44		50	
	JULIA RANDALL SCHOOL		36				
	PAYSON ELEMENTARY		54				
	PAYSON HIGH SCHOOL						
	PAYSON JUNIOR HIGH S						
	PINE ELEM DISTRICT		59	43		50	
	PINE SCHOOL		59	43			
	SAN CARLOS UNIFIED		16	22		16	
	RICE ELEMENTARY		16	22		16	
	SAN CARLOS HS						
						252	

# ARIZONA PUPIL ACHIEVEMENT TESTING



## MATHEMATICS NATIONAL INDIVIDUAL PERCENTILE RANK OCTOBER 1991

COUNTY DISTRICT SCHOOL	GRADE					ELEVEN
	FOUR	SEVEN	SEVEN	SEVEN	SEVEN	
NATIONAL	48	48	48	48	48	50
STATEWIDE	44	52	52	52	52	50
TONTO BASIN ELEM DIS	52	46	46	46	46	61
TONTO BASIN SCHOOL	52	46	46	46	46	61
YOUNG ELEM DISTRICT	40	31	31	31	31	
YOUNG ELEMENTARY SCH	40	31	31	31	31	
YOUNG TEACHING HIGH						
						254
						253



# ARIZONA PUPIL ACHIEVEMENT TESTING

## MATHEMATICS NATIONAL INDIVIDUAL PERCENTILE RANK OCTOBER 1991

COUNTY DISTRICT SCHOOL	GRADE					ELEVEN
	FOUR	SEVEN	TEN	THIRTEEN	SIXTEEN	
NATIONAL	48	48				50
STATEWIDE	44	52				50
GRAHAM	42	54				47
BONITA ELEM DISTRICT	38	60				
BONITA SCHOOL	38	60				
FT THOMAS UNIFIED DI	15	22				18
FT THOMAS ELEMENTARY	15	22				18
FT THOMAS HIGH SCHOOL						
PIMA UNIFIED DISTRICT	40	50				42
PIMA ELEMENTARY SCHO	40	50				42
PIMA HIGH SCHOOL						
SAFFORD UNIFIED DIST	48	62				48
LAFE NELSON SCHOOL						
SAFFORD HIGH SCHOOL	48					
SAFFORD MIDDLE SCHOOL						
SOLOMONVILLE ELEM DI	46	62				48
SOLOMONVILLE SCHOOL	46	48				
THATCHER UNIFIED DIS	45	55				60
THATCHER ELEMENTARY						
THATCHER HIGH SCHOOL	45					
THATCHER MIDDLE						
						256



# ARIZONA PUPIL ACHIEVEMENT TESTING

## MATHEMATICS NATIONAL INDIVIDUAL PERCENTILE RANK

OCTOBER 1991

COUNTY DISTRICT SCHOOL	GRADE				ELEVEN
	FOUR	SEVEN	SEVEN	ELEVEN	
NATIONAL	48	48	48	50	
STATEWIDE	44	52	52	50	
GREENLEE	48	54	54	48	
BLUE ELEM DISTRICT					
BLUE SCHOOL					
CLIFTON UNIFIED DIST	29	45	45	43	
CLIFTON HIGH SCHOOL	29	45	45	43	
LAUGHARN SCHOOL					
DUNCAN UNIFIED DISTR	51	53	53	38	
DUNCAN HIGH SCHOOL					
DUNCAN SCHOOL	51	53	53	38	
EAGLE ELEM DISTRICT					
EAGLE ELEM SCHOOL					
MORENCI UNIFIED DIST	53	58	58	53	
FAIRBANKS SCHOOL					
MORENCI JR/SR HIGH	53	58	58	53	
					258



# ARIZONA PUPIL ACHIEVEMENT TESTING

## MATHEMATICS NATIONAL INDIVIDUAL PERCENTILE RANK OCTOBER 1991

COUNTY DISTRICT SCHOOL	GRADE					
	FOUR	SEVEN	ELEVEN			
NATIONAL	48	48	50			
STATEWIDE	44	52	50			
LA PAZ	31	41	48			
BICENTENNIAL U. H. S.						
SALOME HIGH SCHOOL						
BOUSE ELEM DISTRICT						
BOUSE SCHOOL						
PARKER UNIFIED DISTR	31	43	49			
LE PERA SCHOOL	25	32	49			
PARKER HIGH SCHOOL						
MALLACE SCHOOL	33	48				
QUARTZSITE ELEM DIST	26	32				
EHRENBURG SCHOOL	27	25				
QUARTZSITE SCHOOL	20	40				
SALOME CONSOLIDATED	41	45				
SALOME SCHOOL	41	45				
MENDEN ELEM DISTRICT	27	49				
MENDEN SCHOOL	27	49				
						250
						200





# ARIZONA PUPIL ACHIEVEMENT TESTING

## MATHEMATICS NATIONAL INDIVIDUAL PERCENTILE RANK OCTOBER 1991

COUNTY DISTRICT SCHOOL	GRADE				
	FOUR	SEVEN	ELEVEN		
NATIONAL	48	48	50		
STATEWIDE	44	52	50		
MARICOPA	48	56	53		
AGUA FRIA UNION H.S.			42		
AGUA FRIA UNION H.S.			42		
AGUILA ELEM DISTRICT	4	23			
AGUILA SCHOOL	4	23			
ALHAMBRA ELEM DISTRI	43	48			
ALHAMBRA TRADITIONAL	59	81			
ANDALUCIA SCHOOL	36	45			
BARCELONA SCHOOL	41	49			
CATALINA SCHOOL	42	49			
CORDOVA SCHOOL	42	47			
GRANADA EAST SCHOOL	40	40			
R E SIMPSON SCHOOL	41	37			
SEVILLA SCHOOL	52				
ARLINGTON ELEM DISTR	29	46			
ARLINGTON SCHOOL	29	46			
AVONDALE ELEM DISTRI	30	35			
AVONDALE JUNIOR HIGH					
PIONEER SCHOOL	30	35			
BALSZ ELEM DISTRICT	31	42			
BALSZ SCHOOL	33	28			
CROCKETT SCHOOL	21	42			
GRIFFITH SCHOOL	27	49			
ORANGEDALE SCHOOL	42	48			
BUCKEYE ELEM DISTRICT	33	40			
BUCKEYE SCHOOL	33	40			



# ARIZONA PUPIL ACHIEVEMENT TESTING

## MATHEMATICS

### NATIONAL INDIVIDUAL PERCENTILE RANK

OCTOBER 1991

COUNTY	DISTRICT	SCHOOL	GRADE					ELEVEN
			FOUR	SEVEN	SEVEN	SEVEN	SEVEN	
NATIONAL			48	48				50
STATEWIDE			44	52				50
	BUCKEYE UNION H.S.							44
	BUCKEYE UNION HIGH S							44
	CARTWRIGHT ELEM DIST		38	45				
	BYRON A BARRY SCHOOL		39					
	CARTWRIGHT SCHOOL		38					
	CHARLES W HARRIS		33					
	DESERT SANDS JR HIGH			46				
	ESTRELLA JUNIOR HIGH			45				
	FRANK BORMAN JR HIGH			44				
	GLENN L DOWNS SCHOOL		35					
	HEATHERBRAE SCHOOL		37					
	HOLIDAY PARK SCHOOL		38					
	JOHN F LONG SCHOOL		39					
	JUSTINE SPITALNY		42					
	PALM LANE SCHOOL		38					
	PERALTA SCHOOL		35					
	STARLIGHT PARK		40					
	SUNSET SCHOOL		32					
	TOMAHAWK SCHOOL		48					
	CAVE CREEK UNIFIED D		56	59				60
	BLACK MOUNTAIN ELEM		56					60
	CACTUS SHADOWS H S			59				
	DESERT ARROYO MIDDLE			59				51
	CHANDLER UNIFIED DIS		56	60				
	ANDERSEN JUNIOR HIGH		66					
	ANDERSON ELEM			55				
	BOGLE JR HIGH SCHOOL							
	CHANDLER HIGH SCHOOL							
	ERIE SCHOOL		65					
	FRYE SCHOOL		38					
	GALVESTON SCHOOL		48					
	GOODMAN SCHOOL		73					
								264



# ARIZONA PUPIL ACHIEVEMENT TESTING

## MATHEMATICS NATIONAL INDIVIDUAL PERCENTILE RANK OCTOBER 1991

COUNTY	DISTRICT	SCHOOL	GRADE			ELEVEN
			FOUR	SEVEN		
NATIONAL			48	48		50
STATEWIDE			44	52		50
		HARTFORD SCHOOL	58			
		HUMPHREY ELEMENTARY	61			
		JACOBSON SCHOOL	46			
		KNOX SCHOOL	58			
		SAN MARCOS ELEM	44			
		SHUNWAY ELEMENTARY	64			
		WEINBERG SCHOOL	48			
		MILLIS JUNIOR HIGH S		61		
		CREIGHTON ELEM DISTR	37			
		CREIGHTON SCHOOL		41		
		LARRY C. KENNEDY SCH	39			
		LOMA LINDA SCHOOL	36			
		MONTE VISTA SCHOOL	45			
		PAPAGO SCHOOL	27			
		SQUAM PEAK SCHOOL	46			
		MILLIAM T MACHAN SCH	32			
		DEER VALLEY UNIFIED	51	52		52
		ARROWHEAD ELEMENTARY	67			
		BARRY GOLDWATER H.S.				
		BELLAIR SCHOOL	48			
		CONSTITUTION SCHOOL	40			
		DEER VALLEY HIGH SCH				
		DEER VALLEY JUNIOR H				
		DESSERT SAGE ELEM	56			
		DESSERT SKY JHS				
		DESSERT MINDS SCHOOL	51			
		ESPERANZA ELEMENTARY	48			
		GREENBRIER	55			
		HILLCREST MIDDLE				
		MIRAGE SCHOOL	49			
		MOUNTAIN SHADOWS	49			
		NEW RIVER SCHOOL	49			
		PARK MEADOWS SCHOOL	50			
		SUNRISE SCHOOL	53			
		VILLAGE MEADOWS SCH	39			
				46		56
				51		
				59		



# ARIZONA PUPIL ACHIEVEMENT TESTING

## MATHEMATICS NATIONAL INDIVIDUAL PERCENTILE RANK OCTOBER 1991

COUNTY DISTRICT SCHOOL	GRADE						ELEVEN
	FOUR	SEVEN	SEVEN	SEVEN	SEVEN	SEVEN	
NATIONAL	48	48	48	48	48	48	50
STATEWIDE	44	44	44	44	44	44	50
DYSART UNIFIED DISTR	37	37	37	37	37	37	31
DYSART HIGH SCHOOL							31
DYSART JR. HIGH SCHO							
EL MIRAGE SCHOOL	33	33	33	33	33	33	
KINGSMOOD SCHOOL	38	38	38	38	38	38	
LUKE SCHOOL	46	46	46	46	46	46	
SURPRISE SCHOOL	30	30	30	30	30	30	
EAST VALLEY INST							17
EAST VALLEY INST							17
FOUNTAIN HILLS UNIFI							
FOUR PEAKS ELEMENTAR							
MCDOWELL MTN ELEMEN							
FOWLER ELEM DISTRICT	31	31	31	31	31	31	38
FOWLER SCHOOL	31	31	31	31	31	31	38
GILA BEND UNIFIED DI	36	36	36	36	36	36	29
GILA BEND HIGH SCHOO							33
GILA BEND SCHOOL	36	36	36	36	36	36	33
GILBERT UNIFIED DIST	54	54	54	54	54	54	66
BURK ELEMENTARY	59	59	59	59	59	59	
GILBERT ELEMENTARY	48	48	48	48	48	48	
GILBERT HIGH SCHOOL							
GILBERT JUNIOR HIGH							
GREENFIELD ELEMENTAR	58	58	58	58	58	58	63
HARRIS ELEMENTARY	50	50	50	50	50	50	
HOUSTON ELEMENTARY	63	63	63	63	63	63	
ISLANDS ELEMENTARY	56	56	56	56	56	56	
MESQUITE JUNIOR HIGH							
NEELY ELEMENTARY	45	45	45	45	45	45	64



# ARIZONA PUPIL ACHIEVEMENT TESTING

## MATHEMATICS NATIONAL INDIVIDUAL PERCENTILE RANK

OCTOBER 1991

COUNTY	DISTRICT	SCHOOL	GRADE				
			FOUR	SEVEN	ELEVEN		
NATIONAL			48	48	50		
STATEWIDE			44	52	50		
		PATTERSON ELEMENTARY	57				
		PIONEER ELEMENTARY	51				
		VAL VISTA LAKE	59				
		GLENDALE ELEM DISTRI	43	46			
		BICENTENNIAL SCHOOL	44				
		CHALLENGER SCHOOL		41			
		GLENDALE AMERICAN	51				
		GLENDALE LANDMARK		51			
		GLENN F BURTON	45				
		HAROLD W SMITH	25				
		HORIZON SCHOOL	45				
		ISAAC E IMES SCHOOL	42	54			
		MELVIN E SLINE SCHOOL	45				
		MENSENDICK/JACK	42				
		GLENDALE UNION H.S.					58
		APOLLO HIGH SCHOOL					57
		CORTEZ HIGH SCHOOL					58
		GLENDALE HIGH SCHOOL					43
		GREENWAY HIGH SCHOOL					65
		INDEPENDENCE H. S.					50
		MOON VALLEY H. S.					61
		SUNNYSLOPE H. S.					65
		THUNDERBIRD H. S.					56
		WASHINGTON H. S.					61
		HIGLEY ELEM DISTRICT	37	44			
		HIGLEY SCHOOL	37	44			
		HORSE MESA ACCOM SCH	20	13			16
		CHARTER OF CHANDELER					46
		EAST VALLEY ACCOM	12	8			17
		ESTRELLA MOUNTAIN H.		15			9
		NEW DAY EDUC CTR	23	13			



# ARIZONA PUPIL ACHIEVEMENT TESTING

## MATHEMATICS NATIONAL INDIVIDUAL PERCENTILE RANK OCTOBER 1991

COUNTY	DISTRICT	SCHOOL	GRADE				ELEVEN
			FOUR	SEVEN	SEVEN	SEVEN	
NATIONAL			48	48			50
STATEWIDE			44	52			50
	ISAAC ELEM DISTRICT		32	37			
		ALTA E BUTLER SCHOOL	29	37			
		ISAAC JUNIOR HIGH SC	27				
		J B SUTTON SCHOOL	32				
		JOSEPH ZITO SCHOOL	31				
		MITCHELL SCHOOL	42				
		P T COE SCHOOL					
	KYRENE ELEM DISTRICT		53	69			
		C I MAGGONER SCHOOL	60	67			
		CENTENNIAL MIDDLE	60				
		KYRENE DE LA COLINA	60				
		KYRENE DE LA MARIPOS	46				
		KYRENE DE LA PALOMA	49				
		KYRENE DE LAS LOMAS	59				
		KYRENE DE LOS LAGOS	45				
		KYRENE DE LOS NINOS	69				
		KYRENE DEL CIELO	38				
		KYRENE DEL NORTE	46				
		KYRENE DEL SURENEO					
		KYRENE JUNIOR HIGH S	58	67			
		KYRENE MONTE VISTA					
		PUEBLO MIDDLE SCHOOL					
	LAVEEN ELEM DISTRICT		33	46			
		LAVEEN SCHOOL	37				
		MC CASH SCHOOL	27	44			
	LIBERTY ELEM DISTRICT		48	50			
		ESTRELLA MOUNTAIN	48	46			
		LIBERTY SCHOOL	47	52			
	LITCHFIELD ELEM DIST		47	56			
	LITCHFIELD SCHOOL		51				272

271



# ARIZONA PUPIL ACHIEVEMENT TESTING

## MATHEMATICS NATIONAL INDIVIDUAL PERCENTILE RANK OCTOBER 1991

COUNTY	DISTRICT	SCHOOL	GRADE				ELEVEN
			FOUR	SEVEN	TEN	THIRTEEN	
NATIONAL			48	48			50
STATEWIDE			44	52			50
		SCOTT LIBBY SCHOOL	42	56			
		WESTERN SKY MIDDLE		45			
		LITTLETON ELEM DISTR	36				
		LITTLETON SCHOOL	36	45			
		UNDERDOWN JHS					
		MADISON ELEM DISTRIC	64	71			
		MADISON HEIGHTS	61				
		MADISON MEADOWS		85			
		MADISON NO 1 SCHOOL	42	67			
		MADISON PARK II	79	45			
		MADISON R. C. SIMIS	b.c.				
		MADISON ROSE LANE SC	51	60			63
		MESA UNIFIED DISTRIC					
		ADAMS SCHOOL	40				
		ALMA SCHOOL	65				
		CARSON JUNIOR HIGH S		51			
		CRISHON SCHOOL	60				
		DOBSON HIGH SCHOOL	38				
		EDISON SCHOOL	42				
		EISENHOWER SCHOOL	44				
		EMERSON SCHOOL	55				
		FALCON HILL	54				
		FIELD SCHOOL	79				
		FRANKLIN SCHOOL		47			
		FREMONT JUNIOR HIGH	50				
		FROST ELEMENTARY SCH	65				
		HALE SCHOOL	45				
		HAMTHORNE SCHOOL					
		HENDRIX JUNIOR HIGH	52				
		HERMOSA VISTA	61				
		HIGHLAND SCHOOL	35				
		HOLMES SCHOOL	55				
		IRVING SCHOOL	57				
		ISHIKAMA ELEMENTARY					

274

273



# ARIZONA PUPIL ACHIEVEMENT TESTING

## MATHEMATICS NATIONAL INDIVIDUAL PERCENTILE RANK

OCTOBER 1991

COUNTY	DISTRICT	SCHOOL	GRADE					ELEVEN
			FOUR	SEVEN				
NATIONAL			48	48			50	
STATEWIDE			44	52			50	
		JEFFERSON SCHOOL			65			
		JOHNSON SCHOOL						
		JORDAN SCHOOL						
		KELLER SCHOOL						
		KINO JUNIOR HIGH SCH						
		LEHI SCHOOL	51					
		LINCOLN SCHOOL	38					
		LINDBERGH SCHOOL	37					
		LONGFELLOW SCHOOL	37					
		LOWELL SCHOOL	34					
		MACARTHUR SCHOOL	69					
		MADISON ELEMENTARY	55					
		MENDOZA ELEMENTARY S	56					
		MESA HIGH SCHOOL		49			55	
		MESA JUNIOR HIGH SCH		9			18	
		MESA VISTA					74	
		MOUNTAIN VIEW HIGH S						
		POMEROY SCHOOL	55					
		PORTER	50					
		POSTON JUNIOR HIGH S						
		POMELL JUNIOR HIGH S						
		RED MOUNTAIN HIGH						
		REDBIRD SCHOOL	41				58	
		RHODES JUNIOR H.S.		72				
		ROBSON SCHOOL						
		ROOSEVELT SCHOOL	68					
		SALK SCHOOL	53					
		SANDRA DAY O'CONNOR	40					
		SHEPHERD JUNIOR HIGH	47					
		SIRRINE SCHOOL	66					
		SOSA ELEMENTARY	36					
		STEVENSON SCHOOL	41					
		T A P P						
		TAFT SCHOOL	41					
		TAYLOR JUNIOR HIGH S						
		WASHINGTON SCHOOL	67					
		WEBSTER SCHOOL	37					
		WESTWOOD HIGH SCHOOL						
		WHITMAN SCHOOL	41					
		WHITTIER SCHOOL	42					
							36	
							61	
							54	
							276	

275





# ARIZONA PUPIL ACHIEVEMENT TESTING

## MATHEMATICS NATIONAL INDIVIDUAL PERCENTILE RANK OCTOBER 1991

COUNTY	DISTRICT	SCHOOL	GRADE			
			FOUR	SEVEN	ELEVEN	
NATIONAL			48	48	50	
STATEWIDE			44	52	50	
	MOBILE ELEM DISTRICT		12			
	MOBILE ELEMENTARY		12			
	MORRISTOWN ELEM DIST		66	28		
	MORRISTOWN ELEMENTAR		66	28		
	MURPHY ELEM DISTRICT		22	32		
	ALFRED F. GARCIA SCH		25	35		
	ARTHUR M. HAMILTON S		23	16		
	JACK L. KUBAN SCHOOL		26	40		
	WILLIAM R. SULLIVAN		15	35		
	NADABURG ELEM DISTRI		32	37		
	NADABURG SCHOOL		32	37		
	OSBORN ELEM DISTRICT					
	CLARENDON SCHOOL					
	LONGVIEW SCHOOL					
	OSBORN MIDDLE SCHOOL					
	SOLANO SCHOOL					
	PALO VERDE ELEM DIST		56	38		
	PALO VERDE SCHOOL		56	38		
	PALOMA ELEM DISTRICT		24	34		
	PALOMA ELEMENTARY		24	34		
	PARADISE VALLEY UNIF		58	62	59	
	AIRE LIBRE SCHOOL		54			
	ARROWHEAD SCHOOL		50			
	CAMPO BELLO SCHOOL		51			
						278





# ARIZONA PUPIL ACHIEVEMENT TESTING

## MATHEMATICS NATIONAL INDIVIDUAL PERCENTILE RANK OCTOBER 1991

COUNTY	DISTRICT SCHOOL	GRADE					ELEVEN
		FOUR	SEVEN				
NATIONAL		48					50
STATEWIDE		44					50
	COPPERWOOD SCHOOL	63					
	COTTON BOLL ELEM	49					
	DESERT PALMS SCHOOL	57					
	DESERT VALLEY ELEM	67					
	FOOTHILLS SCHOOL	49					
	HERITAGE SCHOOL	59					
	IRA A MURPHY SCHOOL	41					
	IRONWOOD HIGH SCHOOL						
	KACHINA SCHOOL	53					60
	OAKWOOD	66					
	OASIS ELEMENTARY	51					
	PEORIA ELEMENTARY SC	41					
	PEORIA HIGH SCHOOL						
	PIONEER SCHOOL	56					55
	SAHUARO RANCH ELEM	56					
	SKYVIEW ELEMENTARY	54					
	SUN VALLEY ELEMENTAR	54					
	SUNDANCE SCHOOL	55					
	PHOENIX ELEM DISTRIC	32					
	BETHUNE SCHOOL	22					
	CAPITOL SCHOOL	36					
	DUNBAR SCHOOL	23					
	EDISON SCHOOL	28					
	EMERSON SCHOOL	38					
	GARFIELD SCHOOL	31					
	HEARD SCHOOL	42					
	HERRERA SCHOOL	17					
	KENILWORTH SCHOOL	32					
	LOWELL SCHOOL	36					
	OTT SCHOOL	34					
	SHAM SCHOOL	29					
	TRADITIONAL	42					
	WHITTIER SCHOOL	35					
	PHOENIX UNION H.S.						31
	ALHAMBRA HIGH SCHOOL						34
	B.A.C.E.						10



# ARIZONA PUPIL ACHIEVEMENT TESTING

## MATHEMATICS NATIONAL INDIVIDUAL PERCENTILE RANK OCTOBER 1991

COUNTY	DISTRICT	SCHOOL	GRADE					ELEVEN
			FOUR	SEVEN	TEN	THIRTEEN	SIXTEEN	
NATIONAL								
STATEWIDE			48	48			50	
		CAMELBACK H. S.					50	
		CARL HAYDEN H. S.					36	
		CENTRAL HIGH SCHOOL					28	
		CYESIS - EAST					40	
		CYESIS - WEST					14	
		DESIDERATA SCHOOL					18	
		MARYVALE HIGH SCHOOL					14	
		METRO TECH					29	
		METRO TECH VIP					18	
		NORTH HIGH SCHOOL					7	
		SOUTH MOUNTAIN HIGH					39	
		TREVOR BROWNE H. S.					25	
							32	
		QUEEN CREEK UNIFIED	43	48			36	
		QUEEN CREEK ELEMENTA						
		QUEEN CREEK JR HIGH	43	48			36	
		QUEEN CREEK H.S.						
		RIVERSIDE ELEM DISTR	25	36			36	
		RIVERSIDE SCHOOL	25	36			36	
		ROOSEVELT ELEM DISTR	29	40			40	
		C J JORGENSEN SCHOOL	25	39			39	
		C O GREENFIELD	26	31			31	
		IGNACIO CONCHOS	23	32			32	
		JOHN R DAVIS SCHOOL	26	45			45	
		MARTIN LUTHER KING J	37	49			49	
		MAXINE O. BUSH	42	44			44	
		PALMDALE SCHOOL	27	35			35	
		PERCY L JULIAN		34			34	
		RIO VISTA SCHOOL	24	31			31	
		ROSE LINDA SCHOOL	31	48			48	
		SIERRA VISTA SCHOOL	31	51			51	
		SOUTHWEST SCHOOL	36	41			41	
		SUNLAND SCHOOL	33	33			33	
		T G BARR SCHOOL	26	33			33	
		V H LASSEN SCHOOL	31	55			55	
								284



# ARIZONA PUPIL ACHIEVEMENT TESTING

## MATHEMATICS NATIONAL INDIVIDUAL PERCENTILE RANK

OCTOBER 1991

COUNTY	DISTRICT	SCHOOL	GRADE				
			FOUR	SEVEN	ELEVEN		
NATIONAL			48	48	50		
STATEWIDE			44	52	50		
		VALLEY VIEW SCHOOL	23	34			
		RUTH FISHER ELEM DIS	36	53			
		RUTH FISHER SCHOOL	36	53			
		SCOTTSDALE UNIFIED D	62	70	68		
		ANASAZI SCHOOL	60		68		
		ARCADIA HIGH SCHOOL	45		68		
		ARCADIA LEARNING CTR	72		75		
		CHAPARRAL HIGH SCHOOL	66				
		CHEROKEE SCHOOL					
		COCHISE SCHOOL					
		COCOPAH MIDDLE SCHOOL					
		CORONADO HIGH SCHOOL	58	80	56		
		HOKKAM SCHOOL	73				
		HOPKI SCHOOL					
		INGLESIDE MIDDLE SCH					
		KIVA SCHOOL	64	67			
		LAGUNA SCHOOL	67				
		MOHAVE MIDDLE SCHOOL					
		MOUNTAINSIDE MIDDLE					
		NAVAJO SCHOOL					
		PIMA SCHOOL	50				
		PUEBLO SCHOOL	56				
		SAGUARO HIGH SCHOOL	56				
		SEQUOYA SCHOOL					
		SUPAI MIDDLE SCHOOL	78	56	71		
		TAVAN SCHOOL	47				
		TONALEA SCHOOL	65				
		YAVAPAI SCHOOL	42				
		ZUNI SCHOOL	67				
		SENTINEL ELEM DISTRI	28	42			
		SENTINEL SCHOOL	28	42			



# ARIZONA PUPIL ACHIEVEMENT TESTING

## MATHEMATICS NATIONAL INDIVIDUAL PERCENTILE RANK OCTOBER 1981

COUNTY DISTRICT SCHOOL	GRADE					ELEVEN
	FOUR	SEVEN	SEVEN	SEVEN	ELEVEN	
NATIONAL						
STATEWIDE						
TEMPE ELEM DISTRICT						
AGUILAR SCHOOL	48	48				50
ARREDONDO SCHOOL	44	52				50
BROADMOR SCHOOL	44	51				
BUSTOZ SCHOOL	45					
CARMINATI SCHOOL	43					
CONNOLLY JUNIOR HIGH	61					
CURRY SCHOOL	56					
EVANS SCHOOL	39	52				
FEES JUNIOR HIGH SCH	60	52				
FRANK SCHOOL	33	52				
FULLER SCHOOL	39	44				
GILLILAND JUNIOR HIG	60					
HOLDEMAN SCHOOL	39					
HUBSON SCHOOL	43					
LAIRD SCHOOL	38					
MCKEMY JUNIOR HIGH S	54	59				
MEYER SCHOOL	38					
NEVITT SCHOOL	53					
ROVER SCHOOL	27					
SCALES SCHOOL	25					
THEM SCHOOL	42					
WOOD SCHOOL						
TEMPE UNION H.S.						56
CORONA DEL SOL H. S.						63
EVENING SCHOOL						55
MARCOS DE NIZA H. S.						52
MCCLINTOCK H. S.						51
TEMPE HIGH SCHOOL						
TOLLESON ELEM DISTRI	29	36				
TOLLESON ELEMENTARY	29	36				
TOLLESON JUNIOR HIGH						288
287						



# ARIZONA PUPIL ACHIEVEMENT TESTING

## MATHEMATICS NATIONAL INDIVIDUAL PERCENTILE RANK OCTOBER 1991

COUNTY	DISTRICT	SCHOOL	GRADE				
			FOUR	SEVEN	ELEVEN		
NATIONAL			48	48	50		
STATEWIDE			44	52	50		
	TOLLESON UNION H. S.				41		
	TOLLESON UNION H. S.				36		
	WESTVIEN H. S.				45		
	UNION ELEM DISTRICT		19	31			
	UNION SCHOOL		19	31			
	WASHINGTON ELEM DIST		50	62			
	ACACIA SCHOOL		59				
	ALTA VISTA SCHOOL		48				
	ARROYO SCHOOL		52				
	CACTUS WREN SCHOOL		60				
	CHAPARRAL SCHOOL		55				
	CHOLLA SCHOOL			60			
	DESERT FOOTHILLS SCH			66			
	DESERT VIEW SCHOOL		39				
	IRONWOOD SCHOOL		51				
	JOHN JACOBS SCHOOL		52				
	LAKEVIEW SCHOOL		40				
	LOOKOUT MOUNTAIN SCH		65				
	MANZANITA SCHOOL		45				
	MARYLAND SCHOOL		46				
	MOON MOUNTAIN SCHOOL		41				
	MOUNTAIN SKY			68			
	MOUNTAIN VIEW SCHOOL		33				
	OCOTILLO SCHOOL		28				
	ORANGWOOD SCHOOL		46				
	PALO VERDE SCHOOL			60			
	RICHARD E MILLER SCH		67				
	ROADRUNNER SCHOOL		61				
	ROYAL PALM SCHOOL			55			
	SAHUARO SCHOOL		46				
	SENITA SCHOOL		61				
	SHAW BUTTE SCHOOL		40				
	SUNBURST SCHOOL		55				
	SUNNYSLOPE SCHOOL		34				



# ARIZONA PUPIL ACHIEVEMENT TESTING

## MATHEMATICS NATIONAL INDIVIDUAL PERCENTILE RANK OCTOBER 1991

COUNTY DISTRICT SCHOOL	GRADE					ELEVEN
	FOUR	SEVEN	TEN	THIRTEEN	SIXTEEN	
NATIONAL						
STATEWIDE						
SUNSET SCHOOL	48	48				50
SHEETMATER SCHOOL	44	52				50
TUMBLENEED SCHOOL	52					
WASHINGTON SCHOOL	54					
	57					
	41					
MICKENBURG UNIFIED D	42	46				57
VULTURE PEAK SCHOOL	42	46				57
MICKENBURG HIGH SCHO						
WILLIAMS AFB ACCOM S	54	65				
WILLIAMS AFB ACCOM	54	65				
MILSON ELEM DISTRICT	23	31				
MILSON ELEMENTARY SC	23	31				
						292





# ARIZONA PUPIL ACHIEVEMENT TESTING

## MATHEMATICS NATIONAL INDIVIDUAL PERCENTILE RANK OCTOBER 1991

COUNTY	DISTRICT SCHOOL	GRADE				ELEVEN
		FOUR	SEVEN	ELEVEN		
NATIONAL		48	48	50		
STATEWIDE		44	52	50		
MOHAVE		43	49	48		
	BULLHEAD CITY ELEM D	34	44			
	BULLHEAD CITY JHS	31	44			
	DESERT VALLEY SCH	32				
	DIAMONDBACK ELEM	42				
	MOUNTAIN VIEW					
	CHLORIDE ELEM DISTRI	26	54	57		
	MOUNT TIPTON SCHOOL	26	54	57		
	COLORADO CITY UNIFIE	47	44	43		
	COLORADO CITY ELEMEN	47	44	43		
	COLORADO RIVER UNION					
	MOHAVE HIGH SCHOOL					
	HACKBERRY ELEM DISTR	20				
	HACKBERRY	20				
	KINGMAN ELEM DISTRIC	41	51	51		
	BLACK MOUNTAIN SCHOO	33				
	CERBAT SCHOOL	35				
	GOLDEN VALLEY JR HS		41			
	HUALAPAI SCHOOL	48				
	KINGMAN JUNIOR HIGH		52			
	LA SENITA SCHOOL	37				
	MANANITA SCHOOL	52				
	PALO CHRISTI SCHOOL	38				
	LAKE HAVASU UNIFIED	56	57	51		
	HAVASUPAI SCHOOL	41		51		
	LAKE HAVASU H. S.					



# ARIZONA PUPIL ACHIEVEMENT TESTING

## MATHEMATICS NATIONAL INDIVIDUAL PERCENTILE RANK OCTOBER 1991

COUNTY DISTRICT SCHOOL	GRADE					
	FOUR	SEVEN	ELEVEN			
NATIONAL	48	48	50			
STATENIDE	44	52	50			
LAKE HAVASU JHS	49	57				
NAUTILUS SCHOOL	57					
ORO GRANDE SCHOOL	52					
SMOKETREE SCHOOL	72					
STARLINE SCHOOL						
LITTLEFIELD ELEM DIS	45	45				
LITTLEFIELD SCHOOL	45					
MOHAVE UNION H.S.			48			
KINGMAN HIGH SCHOOL			48			
MOHAVE VALLEY ELEM D	36	45				
FORT MOHAVE ELEM	37					
MOHAVE VALLEY ELEM	36					
MOHAVE VALLEY JHS						
OMENS WHITNEY ELEM D	44	45				
OMENS WHITNEY SCHOOL	44	43				
PEACH SPRINGS ELEM D	14	14				
PEACH SPRINGS SCHOOL	14	14				
TOPOCK ELEMENTARY DI	35					
TOPOCK ELEMENTARY	35					
VALENTINE ELEM DISTR	18	47				
VALENTINE SCHOOL	18	47				
YUCCA ELEM DISTRICT	24					
YUCCA SCHOOL	24					
						296



# ARIZONA PUPIL ACHIEVEMENT TESTING

## MATHEMATICS NATIONAL INDIVIDUAL PERCENTILE RANK OCTOBER 1991

COUNTY DISTRICT SCHOOL	GRADE				ELEVEN
	FOUR	SEVEN	SEVEN	SEVEN	
NATIONAL	48	48	48	48	50
STATEWIDE	44	52	52	52	50
NAVAJO	33	43	43	43	43
BLUE RIDGE UNIFIED	48	66	66	66	52
BLUE RIDGE H. S.	48	66	66	66	52
BLUE RIDGE JHS	21	29	29	29	36
BLUE RIDGE MIDDLE	21	29	29	29	36
CEDAR UNIFIED DISTRI	36	53	53	53	36
JEDDITO SCHOOL	36	53	53	53	36
HEBER-OVERGAARD UNIF	37	50	50	50	32
CAPPS ELEMENTARY	37	50	50	50	32
MOGOLLON HISH SCHOOL	37	50	50	50	32
HOLBROOK UNIFIED	44	47	47	47	51
HOLBROOK HIGH SCHOOL	44	47	47	47	51
HOLBROOK JUNIOR HIGH	44	47	47	47	51
HULET SCHOOL	44	47	47	47	51
JOSEPH CITY UNIFIED	24	33	33	33	30
JOSEPH CITY	24	33	33	33	30
JOSEPH CITY H. S.	24	33	33	33	30
KAYENTA UNIFIED DIST	15	16	16	16	30
KAYENTA INTERMED	15	16	16	16	30
KAYENTA MIDDLE	15	16	16	16	30
MONUMENT VALLEY H.S.	15	16	16	16	30
PINON UNIFIED DISTRI	15	16	16	16	30
PINON JHS	15	16	16	16	30
PINON SCHOOL	15	16	16	16	30





# ARIZONA PUPIL ACHIEVEMENT TESTING

## MATHEMATICS NATIONAL INDIVIDUAL PERCENTILE RANK OCTOBER 1991

COUNTY DISTRICT SCHOOL	GRADE				ELEVEN
	FOUR	SEVEN	SEVEN	ELEVEN	
NATIONAL	48	48			50
STATEWIDE	44	52			50
PIMA	44	49			50
AJO UNIFIED DISTRICT	42	47			35
AJO ELEM AND JR HIGH	42	47			35
AJO HIGH SCHOOL					
ALTAR VALLEY SCHOOL	29	39			
MARY E DILL SCHOOL	29	39			
AMPHITHEATER UNIFIED	50	56			56
AMPHITHEATER EVENING					
AMPHITHEATER H. S.					
AMPHITHEATER JR HIGH					
CANYON DEL ORO HIGH	70	47			27
COPPER CREEK ELEM	36				55
CORONADO MIDDLE	29				
E C NASH SCHOOL	46	48			59
F D HOLAWAY SCHOOL	35				
HELEN KEELING SCHOOL	29				
L M PRINCE SCHOOL					
LA CIMA MIDDLE					
LAWRENCE W CROSS JR					
LULU WALKER SCHOOL	62	53			
MARION DONALDSON	61	67			
MESA VERDE SCHOOL	53				
RIO VISTA SCHOOL	48				
WINIFRED HARELSON	65				
CATALINA FOOTHILLS U	69	67			
CANYON VIEW	68				
ESPERERO MIDDLE SCH					
MANANITA SCHOOL	71	67			
ORANGE GROVE MIDDLE					
SUNRISE DRIVE SCHOOL	68	66			
					302



# ARIZONA PUPIL ACHIEVEMENT TESTING

## MATHEMATICS NATIONAL INDIVIDUAL PERCENTILE RANK OCTOBER 1991

COUNTY DISTRICT SCHOOL	GRADE					ELEVEN
	FOUR	SEVEN	SEVEN	SEVEN	SEVEN	
NATIONAL	48	48	48	48	48	50
STATEWIDE	44	52	52	52	52	50
CONTINENTAL ELEM DIS	59	45	45	45	45	47
CONTINENTAL SCHOOL	59	45	45	45	45	47
FLOWING WELLS UNIFIE	49	47	47	47	47	47
CENTENNIAL SCHOOL	57	47	47	47	47	47
FLOWING WELLS H. S.	49	47	47	47	47	47
FLOWING WELLS JHS	52	47	47	47	47	47
HOMER DAVIS SCHOOL	53	47	47	47	47	47
LAGUNA SCHOOL	38	47	47	47	47	47
ROBERT RICHARDSON	21	47	47	47	47	47
WALTER DOUGLAS	21	47	47	47	47	47
INDIAN OASIS-BABOQUI	21	26	26	26	26	17
BABOQUIVARI H. S.	21	26	26	26	26	17
BABOQUIVARI JHS	21	26	26	26	26	17
TOPAWA MIDDLE	21	26	26	26	26	17
MARANA UNIFIED DISTR	50	55	55	55	55	59
BUTTERFIELD SCHOOL	53	55	55	55	55	59
DEGRAZIA SCHOOL	54	55	55	55	55	59
DESERT MINDS SCHOOL	42	55	55	55	55	59
ESTES SCHOOL	42	55	55	55	55	59
IRONWOOD SCHOOL	50	55	55	55	55	59
MARANA HIGH SCHOOL	50	55	55	55	55	59
MARANA JHS	50	55	55	55	55	59
MOUNTAIN VIEW SCHOOL	52	42	42	42	42	47
ROADRUNNER SCHOOL	54	42	42	42	42	47
THORNYDALE SCHOOL	54	42	42	42	42	47
TORTOLITA JHS	54	42	42	42	42	47
SANUARITA UNIFIED DI	49	61	61	61	61	38
SANUARITA H. S.	49	61	61	61	61	38
SANUARITA JHS	49	61	61	61	61	38
SANUARITA SCHOOL	47	45	45	45	45	38



# ARIZONA PUPIL ACHIEVEMENT TESTING

## MATHEMATICS NATIONAL INDIVIDUAL PERCENTILE RANK OCTOBER 1991

COUNTY DISTRICT SCHOOL	GRADE					ELEVEN
	FOUR	SEVEN	SEVEN	SEVEN	SEVEN	
NATIONAL	48	48			50	50
STATEWIDE	44	52			50	50
SOPORI SCHOOL	55					
SAN FERNANDO ELEM DI						
SAN FERNANDO SCHOOL						
SUNNYSIDE UNIFIED DI	31	36			34	22
ALTERNATE						
APOLLO MIDDLE SCHOOL						
CHAPPARRAL MIDDLE	23	32			32	32
CRAYCROFT SCHOOL		37				
DESERT VIEW H.S.						
DREXEL SCHOOL	25					
ELVIRA SCHOOL	36					
ESPERANZA SCHOOL	49					
GALLEGO SCHOOL	45					
LIBERTY SCHOOL	29					
LOS AMIGOS SCHOOL	22					
LOS NINGOS SCHOOL	33					
LOS RANCHITOS SCHOOL	20					
MISSION MANOR SCHOOL	30					
SANTA CLARA SCHOOL	31					
SIERRA MIDDLE SCHOOL						
SUNNYSIDE H. S.						
TANQUE VERDE UNIFIED	67	40			38	
AGUA CALIENTE SCHOOL		73				
EMILY GRAY JHS	69					
TANQUE VERDE SCHOOL	66	73				
TUCSON UNIFIED DISTR	41	48			50	
BASIC CURRICULUM						
BILINGUAL MAGNET						
BLENNAN SCHOOL	41	62				
BLOOM SCHOOL	71	32				
BONILLAS SCHOOL	37					
BOOTH SCHOOL	56					



# ARIZONA PUPIL ACHIEVEMENT TESTING

## MATHEMATICS NATIONAL INDIVIDUAL PERCENTILE RANK

OCTOBER 1991

COUNTY	DISTRICT	SCHOOL	GRADE				ELEVEN
			FOUR	SEVEN	SEVEN	ELEVEN	
NATIONAL			48	48			50
STATEWIDE			44	52			50
		BORNAN SCHOOL	43	37			50
		BRICHTA SCHOOL	49				
		CARRILLO SCHOOL	37				
		CARSON JUNIOR HIGH S	19				
		CATALINA HIGH SCHOOL	63				
		CAVETT SCHOOL	58				
		CHOLLA HIGH SCHOOL	52				
		COLLIER SCHOOL	25				
		CORBETT SCHOOL	38				
		CRAGIN SCHOOL	37				30
		DAVIDSON SCHOOL	44				
		DAVIS SCHOOL	36				
		DIETZ SCHOOL	40				
		DOOLEN JR HIGH SCHOO	29				
		DUFFY SCHOOL	83				
		DUNHAM SCHOOL	48				
		ERICKSON SCHOOL	45				
		FICKETT JR HIGH SCHO	37				
		FORD SCHOOL	53				
		FRUCHTHENDLER SCHOOL	29				
		FT LOWELL SCHOOL	14				
		GALE SCHOOL	33				
		GRIDLEY JR HIGH SCHO	51				
		GRIJALVA	81				
		HENRY SCHOOL	34				
		HOHOKAM	34				
		HOLLADAY SCHOOL	43				
		HOLLINGER SCHOOL	16				
		HOWELL SCHOOL	76				
		HOMENSTINE	22				
		HUDLON SCHOOL	41				
		HUGHES SCHOOL	11				
		JEFFERSON PARK SCHOO	34				
		JUNIOR HIGH ACCOMM	34				
		KEEN SCHOOL	43				
		KELLOND SCHOOL	16				
		LAWRENCE SCHOOL	76				
		LINEAVER SCHOOL	22				
		LYNN SCHOOL	41				
		LYONS SCHOOL					306





# ARIZONA PUPIL ACHIEVEMENT TESTING

## MATHEMATICS NATIONAL INDIVIDUAL PERCENTILE RANK OCTOBER 1991

COUNTY	DISTRICT	SCHOOL	GRADE					ELEVEN
			FOUR	SEVEN	TEN	THIRTEEN	SIXTEEN	
NATIONAL			48	48			50	
STATEWIDE			44	52			50	
		MAGEE JR HIGH SCHOOL	40	61				
		MALDONADO	27	42				
		MANSFELD JR HIGH SCH	60	33				
		MANZO SCHOOL	29	27				
		MARSHALL SCHOOL	36	42				
		MAXWELL JR HIGH SCHO	41	33				
		MENLO PARK SCHOOL	17	27				
		MILES ELC	33	42				
		MILLER SCHOOL	15	47				
		MISSION VIEW SCHOOL						
		MYERS SCHOOL						
		NAYLOR JR HIGH SCHOOL						
		OCHOA SCHOOL						
		PALO VERDE HIGH SCHO						
		PISTOR JR HIGH SCHOOL						
		PROJECT MORE						
		PROJECT PASS						
		PUEBLO						
		PUEBLO GARDENS	13					
		REYNOLDS SCHOOL	38					
		RICHEY SCHOOL	25					
		RINCON						
		ROBERTS SCHOOL	21					
		ROBISON SCHOOL	41					
		ROGERS SCHOOL	56					
		ROSE SCHOOL	21					
		ROSKRUGE SCHOOL	19					
		SABINO HIGH SCHOOL	29					
		SAFFORD ELEM SCHOOL						
		SAFFORD JR HIGH SCHO						
		SAHUARO HIGH SCHOOL						
		SANTA RITA						
		SCHUMAKER SCHOOL	47					
		SECRETIST JR HIGH SCHO						
		SEWELL SCHOOL	56					
		SMITH SCHOOL	41					
		SOLENG TOM	60					
		STEELE SCHOOL	40					
		TEEN-AGE PARENT PR.G						
		TOLSON SCHOOL	26					



# ARIZONA PUPIL ACHIEVEMENT TESTING

## MATHEMATICS NATIONAL INDIVIDUAL PERCENTILE RANK OCTOBER 1991

COUNTY DISTRICT SCHOOL	GRADE					ELEVEN
	FOUR	SEVEN	SEVEN	SEVEN	SEVEN	
NATIONAL	48	48				50
STATEWIDE	44	52				50
TOWSEND JR HIGH SCH		62				38
TRANSITION						43
TUCSON HIGH SCHOOL						95
TULLY SCHOOL	57					
UNIVERSITY						
UTTERBACK JR HIGH SC		45				
VAIL JR HIGH SCHOOL		72				
VAN BUSKIRK SCHOOL	24					
VAN HORNE SCHOOL	59					
VESEY SCHOOL	39					
WAKEFIELD JR HIGH SC		22				
WARREN SCHOOL	33					
WHEELER SCHOOL	47					
WHITE SCHOOL	42					
WHITMORE SCHOOL	54					
WRIGHT SCHOOL	24					
WRIGHTSTOWN SCHOOL	66					
VAIL ELEM DISTRICT	53	61				
ACACIA ELEMENTARY	53	61				
OLD VAIL MIDDLE						
						312



# ARIZONA PUPIL ACHIEVEMENT TESTING

## MATHEMATICS NATIONAL INDIVIDUAL PERCENTILE RANK OCTOBER 1991

COUNTY	DISTRICT	SCHOOL	GRADE					ELEVEN
			FOUR	SEVEN	TEN	THIRTEEN	SIXTEEN	
NATIONAL			48	48				50
STATEWIDE			44	52				50
PINAL			33	42				35
	APACHE	JUNCTION UNIF	41	50				50
		APACHE JUNCTION H S						50
		APACHE JUNCTION JHS						
		DESERT VISTA						
		FOUR PEAKS SCHOOL	36					
		GOLD CANYON	33					
		SUPERSTITION MTN	42					
	CASA GRANDE	ELEM DIS	31	40				
		CASA GRANDE JHS						
		CHOLLA SCHOOL	38					
		COTTONWOOD SCHOOL	33					
		EVERGREEN SCHOOL	38					
		IRONWOOD SCHOOL	31					
		OCOTILLO SCHOOL	27					
		PALO VERDE SCHOOL	31					
		SAGUARO SCHOOL	22					
	CASA GRANDE	UNION H.						32
		CASA GRANDE UNION						32
	COOLIDGE	UNIFIED DIS	36	48				30
		COOLIDGE CENTRAL						
		COOLIDGE HIGH SCHOOL						
		NORTH SCHOOL	36	48				30
	ELOY	ELEM DISTRICT	27	32				
		ELOY INTERMEDIATE						
		ELOY JUNIOR HIGH	27	32				
	FLORENCE	UNIFIED DIS	36	37				32
		FLORENCE ELEMENTARY	36					



# ARIZONA PUPIL ACHIEVEMENT TESTING

PAGE 40C

## MATHEMATICS NATIONAL INDIVIDUAL PERCENTILE RANK OCTOBER 1991

COUNTY	DISTRICT	SCHOOL	GRADE				ELEVEN
			FOUR	SEVEN	TEN	ELEVEN	
NATIONAL			48	48			50
STATEWIDE			44	52			50
		FLORENCE HIGH SCHOOL		37			32
		FLORENCE MIDDLE		64			
		J O COMBS ELEM DISTR	21	64			
		J O COMBS SCHOOL	21	39			
		MAMMOTH SAN MANUEL U	26	64			38
		AVENUE B SCHOOL	28				
		GARDNER MIDDLE	23	39			38
		MAMMOTH SCHOOL					29
		SAN MANUEL HIGH					29
		MARICOPA UNIFIED DIS	37	40			
		MARICOPA HIGH SCHOOL					
		MARICOPA MIDDLE					
		MARICOPA SCHOOL	37	40			
		MARY C O'BRIEN ELEM	30				
		MARY C O'BRIEN	30				
		ORACLE ELEM DISTRICT	36	34			
		MOUNTAIN VISTA	36	34			
		PICACHO ELEM DISTRIC	43	45			
		PICACHO SCHOOL	43	45			
		RAY UNIFIED DISTRICT	28	50			42
		RAY ELEMENTARY		50			
		RAY HIGH SCHOOL					
		RAY PRIMARY	28				62
							316



# ARIZONA PUPIL ACHIEVEMENT TESTING

## MATHEMATICS NATIONAL INDIVIDUAL PERCENTILE RANK OCTOBER 1991

COUNTY DISTRICT SCHOOL	GRADE					ELEVEN
	FOUR	SEVEN	TEN	THIRTEEN	SIXTEEN	
NATIONAL	48	48				50
STATEWIDE	44	52				50
RED ROCK ELEM DISTRI.	36	45				
RED ROCK SCHOOL	36	45				
SACATON ELE/4 DISTRIC	29	26				
SACATON ELEMNTARY	29	26				
SACATON MIDDLE						
SANTA CRUZ VLY U H S						34
SANTA CRUZ VALLEY HS						34
STANFIELD ELEM DISTR	22	36				
STANFIELD SCHOOL	22	36				
SUPERIOR UNIFIED DIS	23	46				33
KENNEDY SCHOOL	23	46				33
ROOSEVELT SCHOOL						
SUPERIOR HIGH SCHOOL						
TOLTEC ELEM DISTRICT	31	52				
TOLTEC SCHOOL	31	52				
						318



# ARIZONA PUPIL ACHIEVEMENT TESTING

## MATHEMATICS NATIONAL INDIVIDUAL PERCENTILE RANK

OCTOBER 1991

COUNTY	DISTRICT	SCHOOL	GRADE			ELEVEN
			FOUR	SEVEN	ELEVEN	
NATIONAL			48	48	50	
STATEWIDE			44	52	50	
SANTA CRUZ			37	42	34	
			37	41	34	
		NOGALES UNIFIED DIST				
		A J MITCHELL SCHOOL	31			
		CHALLENGER	40			
		CORONADO	69			
		LINCOLN SCHOOL	26			
		MARY MELTY SCHOOL	26			
		NOGALES HIGH SCHOOL		34	34	
		PIERSON MIDDLE		46		
		WADE CARPENTER MID				
		PATAGONIA ELEM DISTR	30			
		PATAGONIA SCHOOL	30			
		PATAGONIA UNION HIGH				
		PATAGONIA H. S.		49	50	
		SANTA CRUZ ELEM DIST		49	50	
		SANTA CRUZ SCHOOL				
		SANTA CRUZ VALLEY UN	41	45		
		CALABASAS SCHOOL	41	45		
		MOUNTAIN VIEW SCHOOL				
		SONOITA ELEM DISTRIC	35	51		
		ELGIN SCHOOL	35	51		
						340



# ARIZONA PUPIL ACHIEVEMENT TESTING

## MATHEMATICS NATIONAL INDIVIDUAL PERCENTILE RANK OCTOBER 1991

COUNTY DISTRICT SCHOOL	GRADE					ELEVEN
	FOUR	SEVEN	TEN	THIRTEEN	SIXTEEN	
NATIONAL	48	48				50
STATEWIDE	44	52				50
YAVAPAI	46	56				54
ASH FORK UNIFIED DIS	13	53				33
ASH FORK HIGH SCHOOL	13	53				33
ASH FORK SCHOOL						
BAGDAD UNIFIED DISTR	45	57				53
BAGDAD HIGH SCHOOL	45	57				53
DAVID C LINCOLN						
BEAVER CREEK ELEM DI	40	54				
BEAVER CREEK SCHOOL	40	54				
CAMP VERDE UNIFIED D	38	55				54
CAMP VERDE H. S.						
CAMP VERDE MIDDLE						
CAMP VERDE SCHOOL	38	55				54
CANON ELEM DISTRICT	34	47				
CANON JHS						
CANON SCHOOL	34	47				
CHINO VALLEY UNIFIED	40	51				54
CHINO VALLEY HIGH						
DEL RIO SCHOOL	40	51				54
HERITAGE MIDDLE						
CLARKDALE-JEROME ELE	55	63				
CLARKDALE-JEROME	55	63				
COTTONWOOD OAK CRK ELE	45	58				
COTTONWOOD	42					









# ARIZONA PUPIL ACHIEVEMENT TESTING

PAGE 46C

## MATHEMATICS NATIONAL INDIVIDUAL PERCENTILE RANK

OCTOBER 1991

COUNTY	DISTRICT	SCHOOL	GRADE					ELEVEN
			FOUR	SEVEN				
NATIONAL			48	48				50
STATEWIDE			44	52				50
YUMA			32	40				34
	ANTELOPE UNION H.S.							28
	ANTELOPE UNION H.S.		36	43				28
	CRANE ELEM DISTRICT							
	CRANE JHS			43				
	H L SUVERKRUP SCHOOL		28					
	PUEBLO SCHOOL		37					
	RANCHOWIEJO SCHOOL		24					
	RONALD REAGAN FUND		53					
	VALLEY HORIZON SCHOO		35					
	GADSDEN ELEM DISTRIC		13	28				
	GADSDEN SCHOOL		14	28				
	RIO COLORADO ELEM		13					
	HYDER ELEM DISTRICT		32	49				
	DATELAND SCHOOL		32	49				
	MOHAWK VALLEY ELEM D		30	58				
	MOHAWK VALLEY SCHOOL		30	58				
	SOVERTON ELEM DISTRI		25	26				
	CARLISLE JHS		25	26				
	DESERT SONARA INTER		26					
	ORANGE GROVE							
	WELLTON ELEM DISTRIC		34	40				
	WELLTON SCHOOL		34	40				
								328



# ARIZONA PUPIL ACHIEVEMENT TESTING

## MATHEMATICS NATIONAL INDIVIDUAL PERCENTILE RANK OCTOBER 1991

COUNTY	DISTRICT	SCHOOL	GRADE					ELEVEN
			FOUR	SEVEN	TEN	ELEVEN		
NATIONAL			48	48			50	
STATEWIDE			44	52			50	
	YUMA ELEM DISTRICT		34	42				
		ALICE BYRNE SCHOOL	31					
		C H McGRAM SCHOOL	29					
		CARVER SCHOOL	23					
		FOURTH AVE JHS		31				
		GILA VISTA JHS		46				
		GWYNETH HAH SCHOOL	37					
		JAMES B ROLLE SCHOOL	48					
		JAMES D PRICE SCHOOL	35					
		MARY E POST SCHOOL	27					
		MARY OTONDO SCHOOL	37					
		O C JOHNSON SCHOOL	45					
		PALMERHOFT SCHOOL	36					
		PECAN GROVE SCHOOL	24					
		WOODARD JHS		49				
	YUMA UNION H.S.						34	
		CIBOLA HIGH SCHOOL					36	
		KOFA HIGH SCHOOL					34	
		YUMA HIGH SCHOOL					31	
							330	