

DOCUMENT RESUME

ED 364 569

TM 020 723

TITLE Statewide Report for Arizona Pupil Achievement Testing and Appendix to the Statewide Report for Arizona Pupil Achievement Testing.

INSTITUTION Arizona State Dept. of Education, Phoenix.

PUB DATE Jun 91

NOTE 414p.

PUB TYPE Statistical Data (110) -- Reports - Descriptive (141)

EDRS PRICE MF01/PC17 Plus Postage.

DESCRIPTORS Academic Achievement; *Achievement Tests; Elementary School Students; Elementary Secondary Education; Grammar; Graphs; Language Tests; Mathematics Tests; *Norm Referenced Tests; Racial Differences; Reading Tests; School Districts; *School Statistics; Scores; Secondary School Students; Sex Differences; Standardized Tests; *State Programs; State Surveys; *Student Evaluation; Tables (Data); Testing Programs; *Test Results

IDENTIFIERS Arizona; *Arizona Pupil Achievement Testing; Arizona State Assessment Programs; Iowa Tests of Basic Skills; Percentile Ranks; Tests of Achievement and Proficiency

ABSTRACT

Test results are presented from the 11th year of the Arizona Pupil Achievement Testing Program, administered as mandated by the state legislature, which requires that a nationally standardized norm-referenced achievement test in reading, grammar, and mathematics be given to students in grades 2 through 11, with representative samples tested in grades 1 and 12. In 1991, the Riverside Basic Skills Assessment Program was used, consisting of the Iowa Tests of Basic Skills for grades 1 through 8 and Tests of Achievement and Proficiency for grades 8 through 12. A total of 442,620 students in grades 2 through 11 and 31,145 students in grades 1 and 12 were tested on April 1st through 12th of 1991. Students collectively scored in the average range in reading, language, and mathematics; and were performing at about the same level of achievement as students across the nation based on 1987-88 national norms. Gender differences are identified, and the performance of racial and ethnic groups is discussed. Twenty-six figures and 38 tables illustrate the results for the individual grades. The separately bound appendix contains the 1991 percentile ranks for reading, language, and mathematics by school district in 141 pages of tables in appendixes A, B, and C. (SLD)

 * Reproductions supplied by EDRS are the best that can be made *
 * from the original document. *

ED 364 569

U.S. DEPARTMENT OF EDUCATION
Office of Educational Research and Improvement
EDUCATIONAL RESOURCES INFORMATION
CENTER (ERIC)

- This document has been reproduced as received from the person or organization originating it
- Minor changes have been made to improve reproduction quality
- Points of view or opinions stated in this document do not necessarily represent official OERI position or policy

"PERMISSION TO REPRODUCE THIS
MATERIAL HAS BEEN GRANTED BY

LINDA EDGINGTON

TO THE EDUCATIONAL RESOURCES
INFORMATION CENTER (ERIC)."

TM 020723

Statewide Report
For
Arizona Pupil Achievement Testing

June 1991

Arizona Department of Education

C. Diane Bishop, Superintendent

1535 West Jefferson
Phoenix, Arizona 85007



Arizona
Department of Education

C. DIANE BISHOP
Superintendent

July 1991

MEMORANDUM

TO: Members of the Fortieth Legislature
State Board of Education Members
County School Superintendents
Superintendents and Heads of Districts

FROM: C. Diane Bishop. *C. Diane Bishop*
State Superintendent of Public Instruction

SUBJECT: 1991 Arizona Pupil Achievement Testing Statewide Report

It is a pleasure to provide you with this copy of the 1991 Arizona Pupil Achievement Testing Statewide Report. April 1991 marked the eleventh year of the testing program which is mandated by Arizona Revised Statutes Section 15-741. This law requires the State Board of Education to adopt and implement a statewide nationally-standardized norm-referenced achievement testing program in the areas of reading, grammar, and mathematics for pupils in grades two through eleven.

Legislation passed in 1988 requires only that representative samples of pupils in grades one and twelve be tested. School district governing boards may also choose to administer the test to all their pupils in grades one or twelve, or both. The results contained in this report for grades one and twelve are based only on the representative sample of pupils tested at those grades.

This was the seventh year the Iowa Tests of Basic Skills (ITBS) were given to pupils in grades one through eight and the third year the Tests of Achievement and Proficiency (TAP) were given to pupils in grades nine through twelve. Form J, with 1988 norms, was used for a third year. This report first summarizes pupil performance across all grades and then presents a summary of statewide performance within grade.

haa158

TABLE OF CONTENTS

Introduction	1
Description of Tests	2
Description of Reports	6
Description of Reported Scores	8
Summary of Statewide Performance Across Grades	10
Exemptions from Statewide Testing	16
Summary of Statewide Achievement by Grade	18
Grade One	19
Grade Two	23
Grade Three	28
Grade Four	33
Grade Five	38
Grade Six	43
Grade Seven	48
Grade Eight	53
Grade Nine	58
Grade Ten	63
Grade Eleven	68
Grade Twelve	73
General Summary of Findings	78
Appendix to the Statewide Report.....	Accompanying Document

INTRODUCTION

This is the eleventh year of the Arizona Pupil Achievement Testing Program which is administered to fulfill the requirements of Arizona Revised Statutes Section 15-741 through Section 15-744. This legislation mandates that a nationally standardized norm-referenced achievement testing program be adopted and implemented for use in grades one through twelve in the subjects of reading, grammar and mathematics. The legislation exempts the testing of specified groups of handicapped pupils. A revision of the law passed in 1982 allows the governing board of a school district to exempt pupils who are limited English proficient for up to three years. Legislation passed in 1988 requires only that representative samples of pupils in grades one and twelve be tested. School district governing boards may also choose to have the test administered to all pupils in grade one or twelve, or both.

For 1991, the Arizona State Board of Education adopted the Riverside Basic Skills Assessment Program which comprises the **lowa Tests of Basic Skills (ITBS)** for grades one through eight and the **Tests of Achievement and Proficiency (TAP)** for grades nine through twelve. These tests are published by the Riverside Publishing Company. For Arizona, pupil scores are reported by subject, subtest and skill at the pupil and classroom levels. Scores are then aggregated to the school, district, county and state levels.

A total of 442,620 Arizona pupils in grades two through eleven were tested during the period of April 1 through April 12, 1991. This was 8,649 more students than were tested in 1990 in grades 2-11. In addition, 31,154 pupils were tested in grades one and twelve. The combined total of 473,774 pupils tested is 4,173 more than were tested in 1990. A total of 13,773 pupils in grades 2-11 who are limited English proficient were exempted from testing. The statewide data reported herein are based on the performance of the tested pupils who were enrolled in 1,012 schools in 214 districts.

This report briefly describes the tests, test scores and reports that fulfill the requirements of the legislation as implemented by the Arizona Department of Education. It summarizes the 1991 Arizona statewide results across grades and within grade. Discussions of pupil achievement trends and demographic characteristics are included.

DESCRIPTION OF TESTS

The tests administered in the 1991 Arizona Pupil Achievement Testing Program (i.e., ITBS and TAP) are nationally standardized achievement tests. A standardized achievement test is one that has been administered using specific directions under specific conditions to a representative sample of students from across the nation. This is referred to as the standardization sample. Scores resulting from the standardization administration become the norms that permit test users to compare the performance of a particular pupil or group of pupils with that of pupils and groups of the same age and grade across the nation. The norms on which the 1991 scores are based represent national achievement performance during the 1987-88 school year.

Each test administration in the 1991 testing program is composed of numerous subtests. Specific sets of subtests are combined to form subjects or content domains (i.e., reading, language, mathematics, etc.). The subjects measured by these tests cover a broader base than just reading, language and mathematics. However, since the Arizona legislature has mandated testing of these subjects they will be the primary focus of this report.

The subjects of reading, language and mathematics are composed of the following subtests:

Grades/Test	Series	Subject Areas	Subtests
Grades 1-8	ITBS	Reading	Reading Comprehension (R)*
		Language	Spelling (L-1) Capitalization (L-2) Punctuation (L-3) Usage and Expression (L-4)
		Mathematics	Mathematics Concepts (M-1) Mathematics Problem Solving (M-2) Mathematics Computation (M-3)
Grades 9-12	TAP	Reading Language Mathematics	Reading Comprehension Written Expression Mathematics

*The Reading tests at grades 1 and 2 are composed of Pictures (R-1), Sentences (R-2) and Stories (R-3), but only one reading score is given on the reports. Separate scores are given for all other subtests at all levels (e.g., L-1, L-2, M-3, etc.).

Tables 1 and 2 show the subtests, subjects and the number of items for each on the ITBS and the TAP respectively.

Table 1
NUMBER OF ITEMS BY SUBTEST AND SUBJECT FOR GRADES ONE THROUGH EIGHT
(LEVELS 7-14) IOWA TESTS OF BASIC SKILLS

Subtest/Subject	Grade Level							
	1	2	3	4	5	6	7	8
Listening	32	32						
Word Analysis	47	50						
Vocabulary	30	30	30	36	39	41	41	41
Reading Comprehension			44	49	54	56	57	58
Pictures	23	23						
Sentences	14	14						
Stories	19	24						
LANGUAGE SKILLS								
Spelling	27	29	30	36	40	41	41	41
Capitalization	60	66	28	29	30	30	31	32
Punctuation	46	60	28	29	30	30	31	32
Usage and Expression	27	27	33	36	38	40	43	43
WORK STUDY SKILLS								
Visual Materials	28	29	33	36	43	45	49	51
Reference Materials	30	33	33	39	40	41	42	43
MATHEMATICS SKILLS								
Mathematics Concepts	33	36	28	32	35	39	41	42
Mathematics Problem Solving	22	28	24	26	27	29	30	32
Mathematics Computation	27	32	34	37	39	41	42	43
COMPLETE BATTERY	465	513	345	385	415	433	448	458

Table 2
NUMBER OF ITEMS BY SUBJECT FOR GRADES NINE THROUGH TWELVE
(LEVELS 15-18) TESTS OF ACHIEVEMENT AND PROFICIENCY

Subject	Grade Level			
	9	10	11	12
READING COMPREHENSION	57	58	58	63
MATHEMATICS	48	48	48	48
WRITTEN EXPRESSION	63	63	65	66
USING SOURCES OF INFORMATION	61	66	70	68

The following five variables were collected for each pupil during the test administration: 1) sex, 2) primary language, 3) limited English proficient (LEP) in programs by model 4) racial/ethnic background and 5) continuous number of years pupil has been enrolled in the district. The collection of this information makes possible the analysis of test results for specified groups of pupils.

DESCRIPTION OF REPORTS

The results of the Arizona Pupil Achievement Testing Program are reported at six levels: 1) pupil, 2) classroom, 3) school, 4) district, 5) county and 6) state.

Pupil. Two sets of reports are produced for each pupil. The Individual Performance Profile, designed for use by the classroom teacher, describes the individual pupil's performance by skill, subtest and subject.

The Pupil Home Report presents test results to parents and guardians. A narrative portion guides the parent in interpreting the numeric scores which follow. A graphic display aids the parent in identifying his or her child's strengths and weaknesses.

Classroom. Two reports are provided which list individual pupil scores in classroom groupings. The Classroom Report lists the pupils' subtest and subject scores. This report can be used to compare pupil and total class performance with that of the norm group. Individual pupil and class strengths and weaknesses can be identified by using the information presented on the Classroom Report.

The Class Performance Profile refines the information presented on the Classroom Report by listing pupil performance on **each of the skill areas** that are measured within the subtests for each subject. Thus, areas of pupil strengths and weaknesses can be further delineated.

School. Three reports are produced for each school: 1) School Report, 2) Building Performance Profile and 3) Analysis by Variables Report. The School Report and Building Performance Profile are similar in concept, format and function to the classroom reports. These two reports list teachers within a school and the average scores earned by their classes. By comparison, the classroom reports list *pupil* performance.

The Analysis by Variables Report displays the test results schoolwide by grade for each of the five demographic variables: sex, primary language, limited English proficient (LEP) in programs by model, racial/ethnic background and continuous number of years the pupil has been enrolled in the district. Scores are presented by subtest and subject. The response categories are as follows:

- **Sex** -male, female
- **Primary language** -English, Spanish, Spanish exclusively, Navajo, Navajo exclusively, Other, Other exclusively
- **Limited English proficient (LEP) in programs by model** -transitional bilingual K-6, secondary bilingual 7-12, bilingual/bicultural K-12, English as a second language (ESL), individual education program
- **Racial/ethnic background** -White (not of Hispanic origin), Black (not of Hispanic origin), Hispanic, American Indian or Alaskan Native, Asian or Pacific Islander
- **Continuous number of years pupil has been enrolled in the district** -Less than 1, 1 but less than 2, 2 but less than 4, 4 but less than 6, 6 but less than 8, 8 but less than 10, 10 to 12, more than 12

District. Five reports are produced for each district: 1) District Report, 2) System Performance Profile, 3) Analysis by Variables Report, 4) District Summary Report and 5) Frequency Distribution of Percentiles. The District Report and System Performance Profile parallel those described in the previous sections except that score averages are listed by school. The Analysis by Variables Report provides a districtwide analysis of each variable by grade. The Frequency Distribution of Percentiles displays the cumulative percentage of Arizona pupils achieving at each national percentile rank.

The District Summary Report displays the district's score averages by subtest and subject together with the county, state and national averages.

County. Five reports are produced for each county. These are similar to those described in the District section above except that district data are aggregated to their respective county level.

State. Five reports are also produced for the state. Once again, these reports are similar to the district report descriptions given above but with district data aggregated to the state level.

DESCRIPTION OF REPORTED SCORES

Four types of scores are used to report the test results presented in this Statewide Report: 1) scale score, 2) grade equivalent, 3) percentile rank and 4) stanine. Scale scores and grade equivalents are examples of **developmental** scores, while stanines and percentile ranks are examples of **status** scores.

Scale Scores. The Developmental Standard Scores (DSS) for ITBS and TAP generally range from approximately 1 to 300. They are continuous across all levels and forms of a specific test. Since they are built on equal-interval scales, the magnitude of a given difference between two scores represents the same amount of difference in performance wherever it occurs on the scale (i.e., the difference between DSS scores of 50 and 55 represents the same amount of difference as between scale scores of 160 and 165). When using scale scores one should expect higher scores as well as greater variability among scores from grade to grade. It is important to point out that while DSS scores are equivalent across forms and levels of the same test or subtest they are *not* equivalent from one subject area to another. One may compare scale scores for Reading Comprehension from grade 9 to grade 10 but should not compare scale scores for Reading Comprehension to those for Written Expression. The DSS scores for ITBS and TAP are linked to form continuous scales for grades K-12 as follows:

ITBS Reading Comprehension (Levels 7-14) and TAP Reading Comprehension (Levels 15-18)
ITBS Language Total (Levels 7-14) and TAP Written Expression (Levels 15-18)
ITBS Mathematics Total (Levels 7-14) and TAP Mathematics (Levels 15-18)
ITBS Work-Study Total (Levels 7-14) and TAP Using Sources of Information (Levels 15-18)
ITBS Complete Composite (Levels 7-14) and TAP Basic Composite (Levels 15-18)

The major use of scale scores is for measuring achievement growth from grade to grade or year to year.

Grade Equivalents. A grade equivalent (GE) represents the typical performance of students tested in a given month of the school year. For example, a grade equivalent of 53 represents the score achieved by the median pupil in fifth grade after three months of instruction. On the ITBS, GEs range from P0 (prekindergarten) to 139. GEs on the TAP extend above 139. These extensions should be considered similar to a scale score, which permits growth comparisons to be made, rather than as representative of a median level of instruction.

The GE should be regarded as an estimate of where a pupil is along a developmental continuum but *not* where the pupil should be placed in the graded organization of the school. For example, a third grader taking a third-grade mathematics test might earn a GE of 59. This means that this third-grade pupil scored as well as an average pupil in the ninth month of the fifth grade would score on the third-grade test. This score is above average for third grade but does not mean that the pupil can do fifth-grade work.

Percentile Ranks. A percentile rank (PR) indicates a pupil's status relative to other students in a defined norm group. They range from 1 to 99 and give the percentage of pupils in the norm group who achieve lower scores. Thus, if a pupil receives a PR of 63 it means that sixty-three percent of the pupils in the norm group scored lower than this particular pupil. PRs have no interpretative meaning in themselves. They must always be used in conjunction with the norm group (most often this is the group of pupils in a given grade that were part of the national standardization group). Percentile ranks are not built on equal interval scales and so the difference between PRs of 10 and 15 is not the same as the difference between PRs of 50 and 55 in terms of pupil ability. Another way of saying this is that the PR scale is nonlinear. For example, a DSS of 130 may be associated with a PR of 17 while a DSS of 140 on the same test may be associated with a PR of 20 (10 points difference on DSS = 3 points difference on PR). Furthermore, a DSS of 120 may be associated with a PR of 63 while a DSS of 130 on the same test may be associated with a PR of 80 (10 points difference on SS = 17 points difference on PR).

Two types of percentile ranks are reported for grades 1-12 for the 1991 Arizona Pupil Achievement Testing Program. Individual percentile ranks were reported for individual pupils on class lists returned to the schools. They are also used for the group data (sex, primary language, racial/ethnic, etc.) reported for analyses by variables. Both individual and group percentile ranks were reported for class, building and district summaries returned to school districts. Group percentile ranks are used to report total state achievement summaries and comparisons with national averages.

Individual PRs are developed from the distribution of individual pupil scores in the standardization samples. Group PRs, as the name implies, are derived from the distributions of averages of schools in the standardization sample. While the interpretation of these types of PRs is the same they have different characteristics. This is due to the fact that distributions of averages are much less variable than distributions of individual scores.

Simply stated, this means that no building average is as low as the lowest scoring pupil nor as high as the highest scoring pupil. When individual PRs are used with building averages they will tend to range from 15 to 85. However, when building PRs are used with building averages the range is from 1 to 99. The relationship between pupil and building percentile ranks is shown in the table that follows (data in table is based on Reading Comprehension, Grade 6, ITBS Spring Norms).

Pupil or Average GE Score	Pupil PR	Building PR
103	97	99
83	79	93
73	60	65
68	50	43
63	40	23
53	22	4
43	8	1

Stanines. Stanines are normalized standard scores with a mean of 5, a standard deviation of 2 and range from 1 to 9. Stanines may be regarded as rather broad groupings of percentile ranks as shown in the table that follows.

Percentile Ranks	Stanine
96 and up	9
89-95	8
77-88	7
60-76	6
40-59	5
23-39	4
11-22	3
4-10	2
less than 4	1

Unlike PRs, stanines are approximately equal-interval scores. This means that the difference between stanines 2 and 4 represents about the same difference in ability as the difference between stanines 5 and 7. This property allows stanines to identify broad performance categories as follows: stanines 1, 2 and 3 indicate below average performance; stanines 4, 5 and 6 indicate average performance; and stanines 7, 8 and 9 represent above average performance.

SUMMARY OF STATEWIDE PERFORMANCE ACROSS GRADES

The ITBS and TAP are used in the Arizona Pupil Achievement Testing Program. The ITBS is used for grades 1-8 and TAP is used in grades 9-12.

The norms for ITBS and TAP are based on national pupil performance in the 1987-88 school year.

The 1991 Comparisons of Grades 1 through 12 with National Norms. When comparing Arizona average scores with national norm group scores, remember that small score differences may not always indicate meaningful achievement level differences. For example, the degree of variability in the scores at any given grade level has a large impact on the interpretation placed on small score differences observed within that grade.

Figures 1, 2 and 3 graphically compare Arizona statewide averages for 1989, 1990 and 1991 with averages obtained by the national standardization group for the ITBS and TAP. The figures show the average grade equivalents by grade for the Arizona and national groups for Reading, Language and Mathematics skills.

It should also be remembered that the scores for grades 2-11 are based on census testing. Scores in grades 1 and 12 are based on scores from tests administered to representative samples of Arizona pupils in those grades.

Figure 1.
Reading: Mean Grade Equivalent Scores for Arizona Grade 1-12 Pupils and
ITBS/TAP Norm Group in the Eighth Month of School

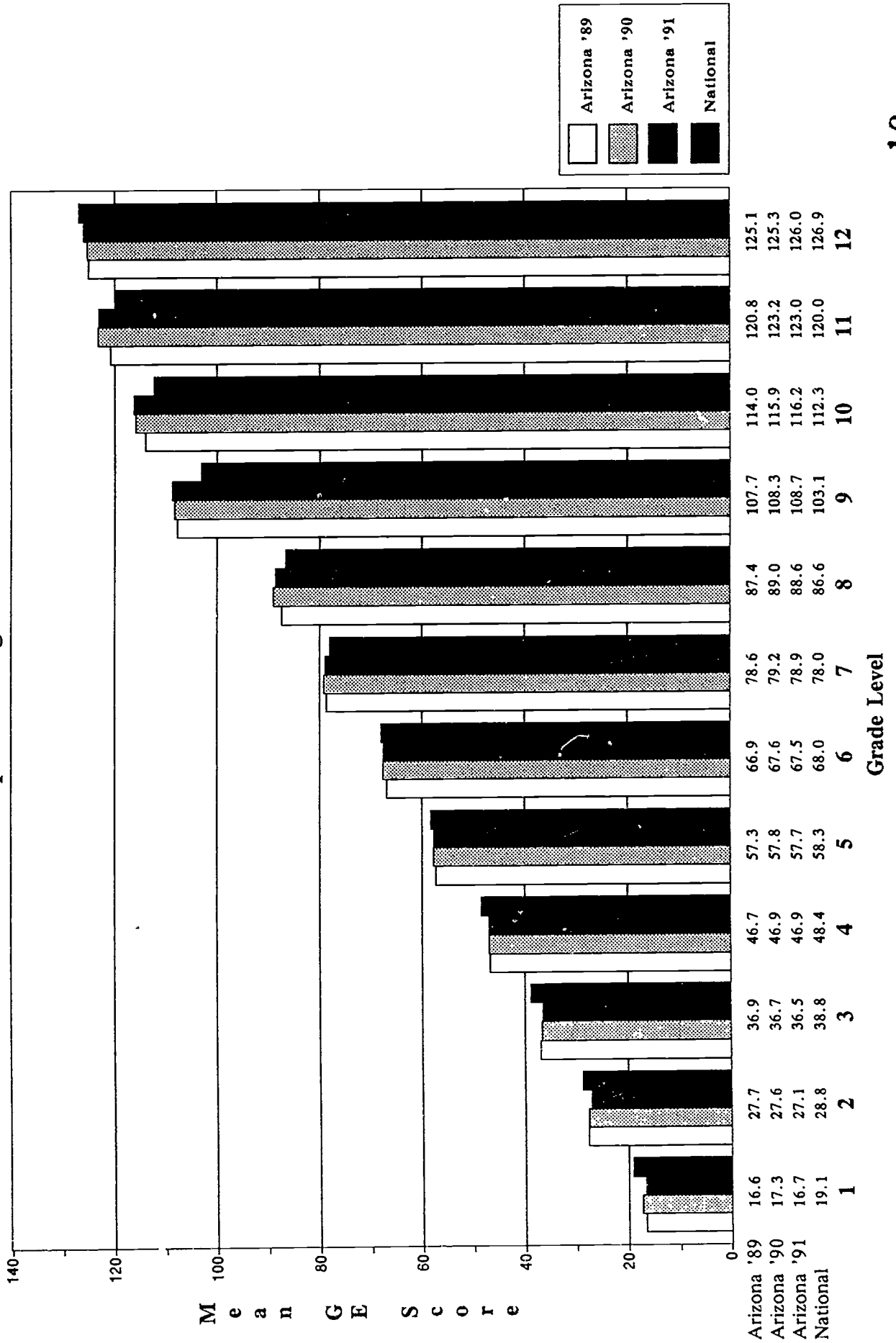


Figure 2.
Language: Mean Grade Equivalent Scores for Arizona Grade 1-12 Pupils and
ITBS/TAP Norm Group in the Eighth Month of School

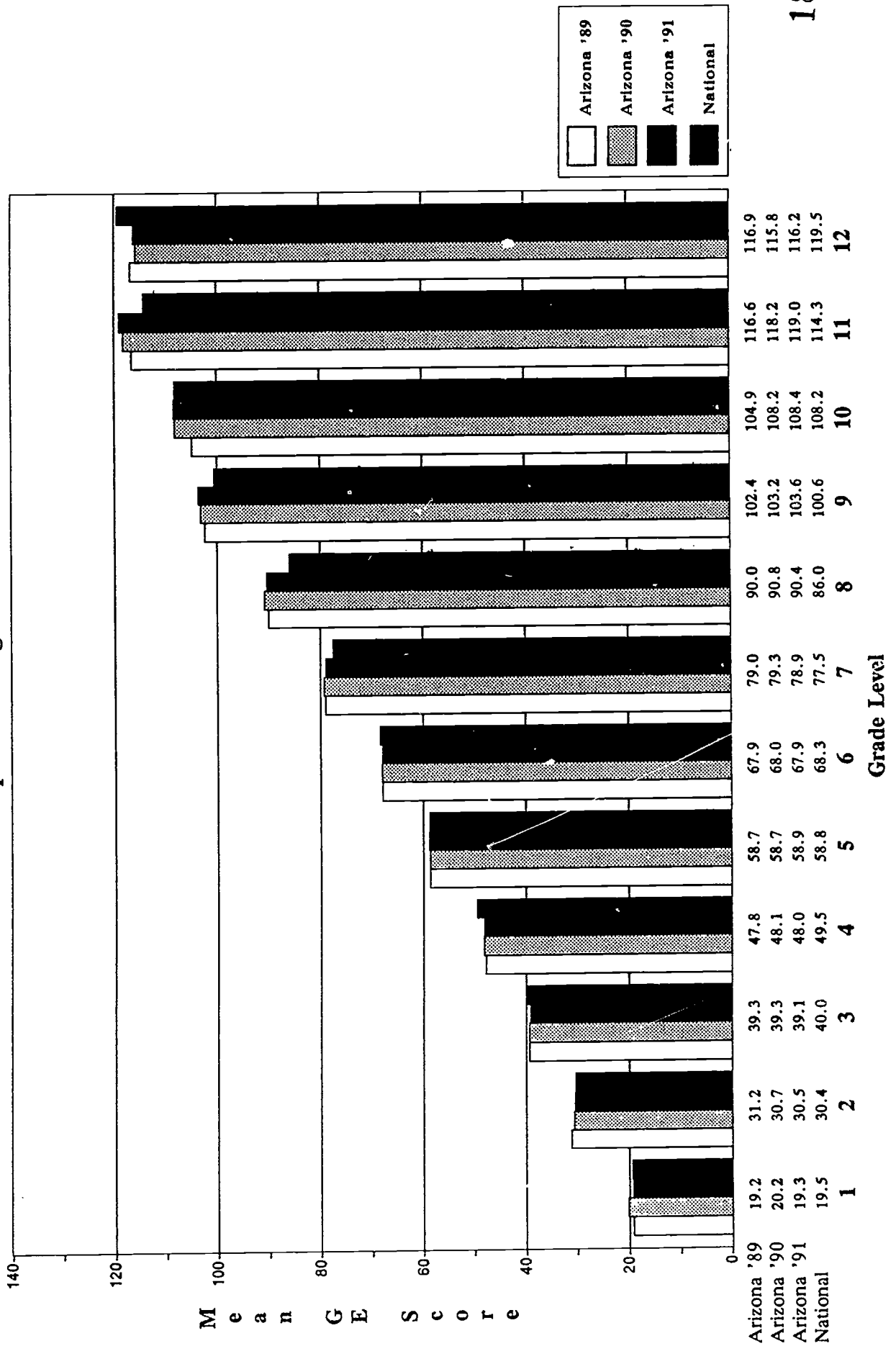
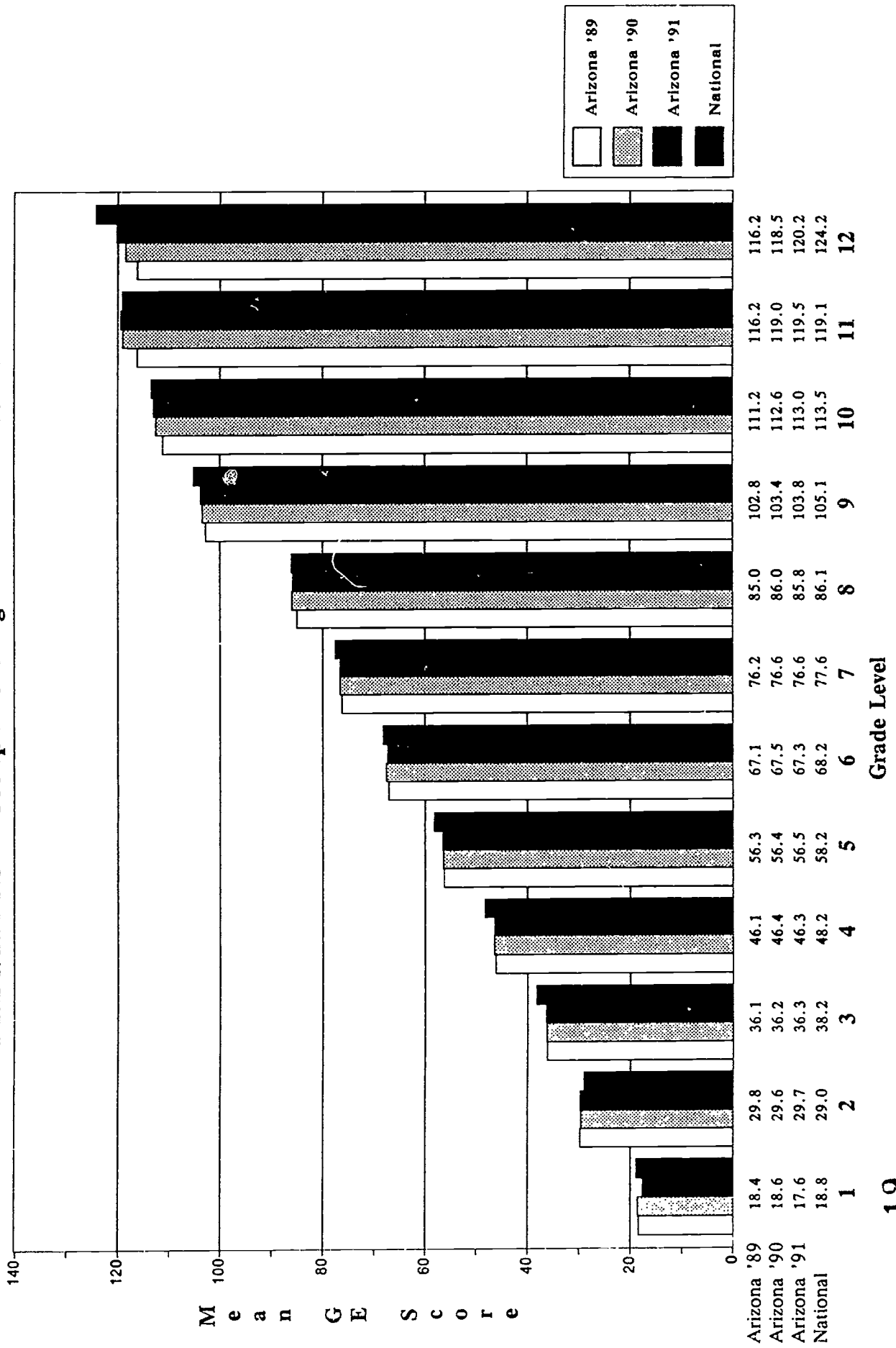


Figure 3.

Total Mathematics: Mean Grade Equivalent Scores for Arizona Grade 1-12 Pupils and ITBS/TAP Norm Group in the Eighth Month of School



Arizona reading performance is shown to be slightly above the national average in grades seven through eleven, and below average in grades one through six and grade 12. In the language area, Arizona pupils obtained average scores at or above the national average in grades 2, 5, and 7-11. State average mathematics scores were below the national average except for grades 2 and 11. As suggested earlier, slight differences between state and national grade-equivalent averages should not be over-interpreted as indicators of strengths and weaknesses.

A review of Arizona's average stanines provides a broader measure of pupil performance within the state. A total of 144 score averages were obtained on tests, totals, and composites across the twelve grades tested. Arizona pupils obtained an average stanine of 5 on 141 (97.9%) of these scores, an average stanine of 4 on one (0.7%) and of 6 on two (1.4%).

EXEMPTIONS FROM STATEWIDE TESTING

Conditions under which pupils may be exempted from the statewide testing program are specified in the Arizona Revised Statutes Section 15-744. Pupils who are limited-English proficient (LEP) may be exempted for up to three years. Second, students who are classified as handicapped may be exempted under the following classifications: trainable mentally handicapped, educable mentally handicapped, visually handicapped, hearing handicapped, multiple handicapped, or seriously emotionally handicapped. Third, learning disabled pupils may be exempted if their individual educational plans state parts or all of the testing requirement would be detrimental to the pupil. Finally, pupils not required to attend regular classes in a school as provided in the Arizona Statutes may be exempted.

In order to qualify pupils who are classified as limited-English proficient for second-year and/or third-year statewide testing exemption, the districts must submit to the Department of Education: 1) a description of the native language instructional program provided such pupils; 2) a copy of the alternative testing instrument (criterion-referenced or norm-referenced) and the degree to which it parallels skills tested in the state-mandated testing program; and 3) a summary report of test results achieved on the alternative test.

School districts shall annually report to the department of education the number of pupils by category and by grade level which were exempted from testing as provided in this section. The department shall include this information in their annual report to the legislature pursuant to section 15-743.

At the request of a pupil's parent or guardian, the governing board of a school district shall administer any test required by this article to pupils exempted from the testing requirement pursuant to this section. Test results for these pupils shall not be included in the summary results of tests prescribed in Section 15-743, but individual results shall be sent to the school and to the parent or guardian.

In 1991, a total of 13,773 pupils who are classified LEP were exempted from the statewide testing program. The primary language of 94.9 percent of these pupils is Spanish.

For first-year exempted pupils, districts administered testing in compliance with R7-2-306 in addition to the district measurement adopted to assess the essential skills in Mathematics, in either English or the primary language to such students.

For second- and or third-year exempted pupils, districts administered measurements that have been adopted by the district to assess the essential skills in reading, writing, and mathematics in English; or, districts administered one or more of the following alternative assessment instruments: the Spanish version of the Comprehensive Tests of Basic Skills (CTBS Espanol); the La Prueba Riverside de Realizacion en Espanol; the Spanish Assessment of Basic Education (SABE); the Aprenda; or criterion-referenced tests. The skills objectives of the criterion-referenced tests used closely match the skills objectives of the state-mandated tests. The CTBS Espanol, La Prueba, SABE, and Aprenda skills assessed also approximate those of the state-mandated tests.

The numbers of first, second and third year exempted pupils are provided in Table 3. Table 3 also lists the number of pupils in the other categories, by grade level, who were exempted from the testing requirement.

Table 3
Number of Exempted Pupils

Category	Grade 2	Grade 3	Grade 4	Grade 5	Grade 6	Grade 7	Grade 8	Ungr. Elem.	Grade 9	Grade 10	Grade 11	Ungr. HS	Total
Language	3,141	2,170	1,542	1,285	1,174	1,068	992		1,157	889	355		13,773
1st Year-Spanish	1,713	797	692	619	615	611	463		823	605	160		7,098
1st Year-Other	110	65	46	53	39	32	40		82	60	34		561
2nd Year-Spanish	1,049	773	425	382	313	271	323		155	164	127		3,982
2nd Year-Other	7	29	11	24	10	7	10		8	5	9		120
3rd Year-Spanish	262	500	360	205	192	146	152		89	55	25		1,986
3rd Year-Other	0	6	8	2	5	1	4		0	0	0		26
Handicapped	399	390	400	455	422	420	396	1,364	538	470	395	246	5,895
Trainable Mentally	33	40	42	45	28	42	47	354	83	70	71	145	1,000
Educable Mentally	177	153	162	182	169	181	160	651	238	213	180	34	2,500
Visually	12	20	13	12	8	10	6	7	15	7	6	1	117
Hearing	36	36	25	27	18	18	14	37	23	22	14	1	271
Multiple	47	33	37	48	31	20	25	203	50	53	44	63	654
Seriously Emotionally	94	108	121	141	168	149	144	112	129	105	80	2	1,353
Learning Disabled	1,013	1,262	1,265	1,227	985	1,021	760	596	539	424	337	90	9,519
Not Required to Attend Regular Classes	19	16	18	24	16	22	17	44	64	51	51	32	374

SUMMARY OF STATEWIDE ACHIEVEMENT BY GRADE

The sections that follow are grade-by-grade discussions of student performance for Arizona grades 1-12. These discussions are focused on three categories of comparisons:

- Strengths and weaknesses as indicated by scores based on norms for individual pupils for tests that were administered.
- Gains in 1991 scores as compared to 1990 and 1989 scores for each grade level.
- Growth in scores for 1991 grade groups as compared with the groups' performance at the preceding grade levels in 1990 and 1989.

These discussions are augmented by the presentation of graphs and tables for each grade.

The graphs show comparisons of:

- 1989, 1990, and 1991 Arizona average percentile ranks compared to the averages for the national norms group.
- Arizona average percentile ranks for each 1991 group compared to their percentile ranks in the preceding grades in 1990 and 1989.

The tables report:

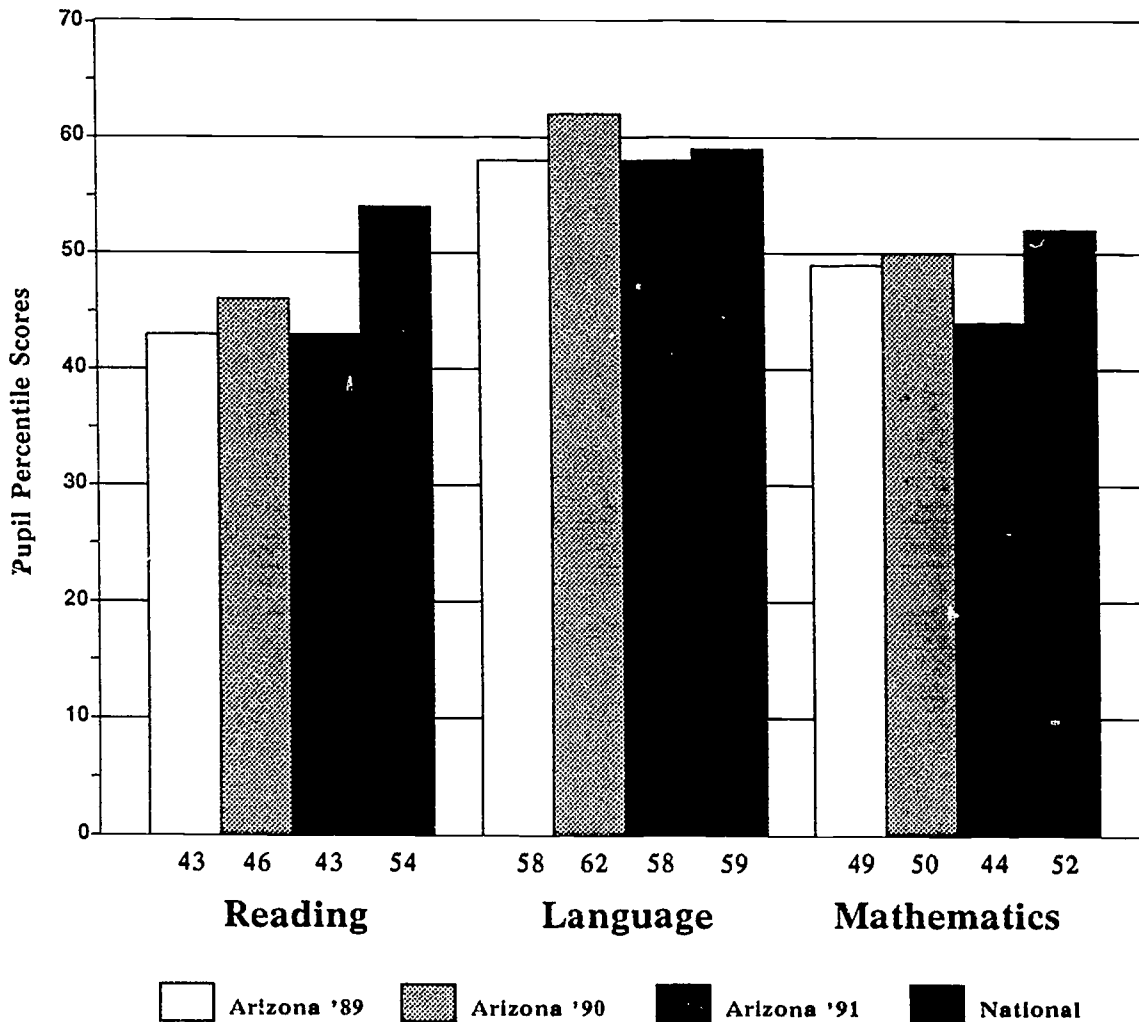
- Average scores for the 1991 Arizona grade groups and the national norms group using national percentile ranks for individual pupils.
- Average scores for the 1991 Arizona grade groups and the national norms group using national percentile ranks for groups (schools).
- Analysis of scores by group variables: sex, primary language, and race/ethnicity. These tables are presented for grades 2-11 only, where all pupils were tested.

GRADE 1

Strengths and Weaknesses. The scores for grade 1 were based on a representative sample of Arizona first graders. These scores were at or above the national average on the Listening, Capitalization and Usage and Expression tests. The average grade-equivalent scores for this group ranged from 16.6 in Visual Materials to 21.2 in Listening. The national percentile ranks for these averages were between 41 to 63, with a median of 47. The average scores exceeded the national median for Listening, Word Analysis, Capitalization, Punctuation, and Usage and Expression.

Achievement Gain. As shown in Figure 4, scores obtained by the 1991 first-grade sample were lower than those obtained by the 1990 sample in each of the three areas measured. The greatest decrease was observed in Mathematics, a substantial 6-point decline from 1990. Reading Comprehension and Language dropped 3 and 4 points, respectively, matching their 1989 values. The percentile ranks for all three areas remain below the national average.

Figure 4.
1991 Achievement Gain for Grade One



Achievement Growth. Achievement growth comparisons cannot be made for first graders since they were not tested as part of the Arizona Pupil Achievement Testing program in 1990 when they were in kindergarten.

Table 4
COMPARISON OF 1988 NATIONAL NORMS AND 1991 ARIZONA AVERAGES
GRADE ONE (INDIVIDUAL NORMS)

	NATIONAL NORMS			ARIZONA AVERAGES		
	Grade Equivalent	Percentile Rank ^a	Stanine	Grade Equivalent	Percentile Rank ^b	Stanine
Listening	18.6	51	5	21.2	63	6
Word Analysis	19.3	53	5	18.8	51	5
Vocabulary	18.1	50	5	16.8	45	5
Reading Comprehension	19.1	54	5	16.7	43	5
Spelling	19.0	55	5	16.9	46	5
Capitalization	18.9	55	5	19.2	56	5
Punctuation	19.8	58	5	19.7	58	5
Usage and Expression	20.7	54	5	20.9	55	5
Language Skills - Total	19.5	59	5	19.3	58	5
Visual Materials	18.6	51	5	16.6	41	5
Reference Materials	18.6	52	5	17.5	47	5
Work-Study Skills - Total	18.7	52	5	17.1	45	5
Mathematics Concepts	19.5	52	5	18.0	45	5
Mathematics Problem Solving	18.3	51	5	17.2	47	5
Mathematics Computation	18.7	51	5	17.5	44	5
Mathematics Skills - Total	18.8	52	5	17.6	44	5
Composite - Complete	18.9	52	5	18.4	49	5

^a Percentile ranks are for individuals. Percentile ranks for national values have been interpolated.

^b Percentile ranks for state averages have been obtained by rounding average grade equivalents to the nearest whole number and converting them to percentile ranks from a conversion table.

Table 5
COMPARISON OF 1988 NATIONAL NORMS AND 1991 ARIZONA AVERAGES
GRADE ONE (GROUP NORMS)

	NATIONAL NORMS			ARIZONA AVERAGES		
	Grade Equivalent	Percentile Rank ^a	Stanine	Grade Equivalent	Percentile Rank ^b	Stanine
Listening	18.6	46	5	21.2	66	6
Word Analysis	19.3	46	5	18.8	43	5
Vocabulary	18.1	44	5	16.8	32	4
Reading Comprehension	19.1	49	5	16.7	29	4
Spelling	19.0	61	6	16.9	47	5
Capitalization	18.9	53	5	19.2	56	5
Punctuation	19.8	55	5	19.7	54	5
Usage and Expression	20.7	54	5	20.9	55	5
Language Skills - Total	19.5	53	5	19.3	50	5
Visual Materials	18.6	46	5	16.6	30	4
Reference Materials	18.6	44	5	17.5	35	4
Work-Study Skills - Total	18.7	48	5	17.1	34	4
Mathematics Concepts	19.5	46	5	18.0	34	4
Mathematics Problem Solving	18.3	42	5	17.2	32	4
Mathematics Computation	18.7	54	5	17.5	35	4
Mathematics Skills - Total	18.8	51	5	17.6	38	4
Composite - Complete	18.9	46	5	18.4	42	5

^a Percentile ranks are for group averages. Percentile ranks for national values have been interpolated.

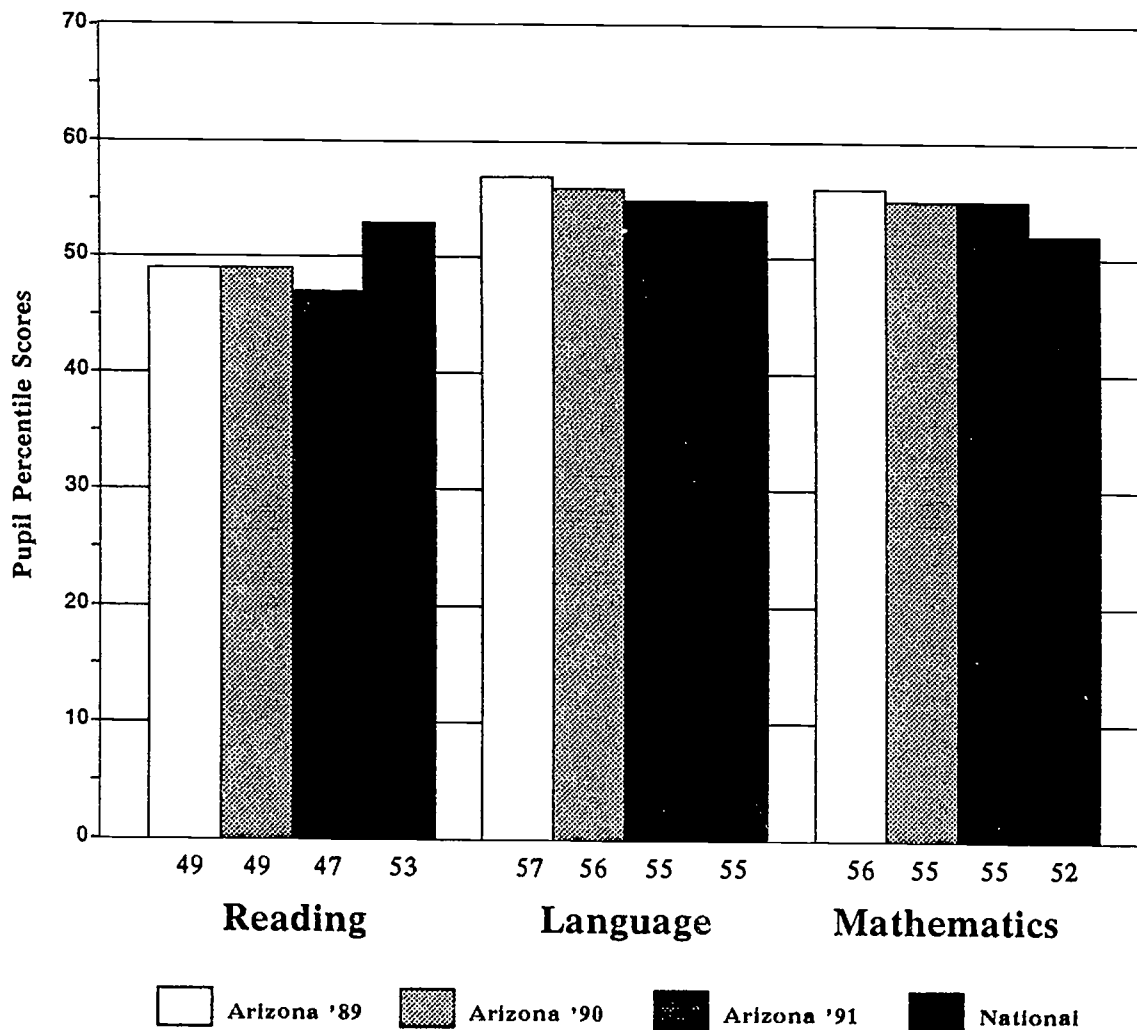
^b Percentile ranks for state averages have been obtained by rounding average grade equivalents to the nearest whole number and converting them to percentile ranks from a conversion table.

GRADE 2

Strengths and Weaknesses. Second-grade pupils in Arizona performed at average or above-average levels on the Capitalization, Punctuation, Usage and Expression, Mathematics Concepts, Mathematics Problem Solving and Mathematics Computation tests. Average grade equivalents for this group ranged from 27.0 in Spelling to 32.2 in Punctuation. National percentile ranks for these grade-equivalent averages were between 44 and 60, with a median of 50.

Achievement Gain. The 1991 percentile ranks of average second-grade grade-equivalent scores showed modest change from those obtained in 1990. As shown in Figure 5, the 1991 percentile ranks for Language and Reading Comprehension decreased slightly, 1 and 2 points, respectively, while the Mathematics percentile rank remained the same as in 1990. The percentile ranks for Language and Mathematics remained at or above the national medians.

Figure 5.
1991 Achievement Gain for Grade Two



Achievement Growth. Scores for the group of Arizona second graders tested in 1991 are compared in Figure 6 to the scores obtained by the representative sample of first-graders tested in 1990. Increases of 5 and 1 percentile points were observed in Mathematics and Reading Comprehension, respectively, while a substantial 7-point decrease was registered for Language.

Figure 6.
1990 and 1991 Percentile-Rank Averages for the
1991 Grade 2 Group

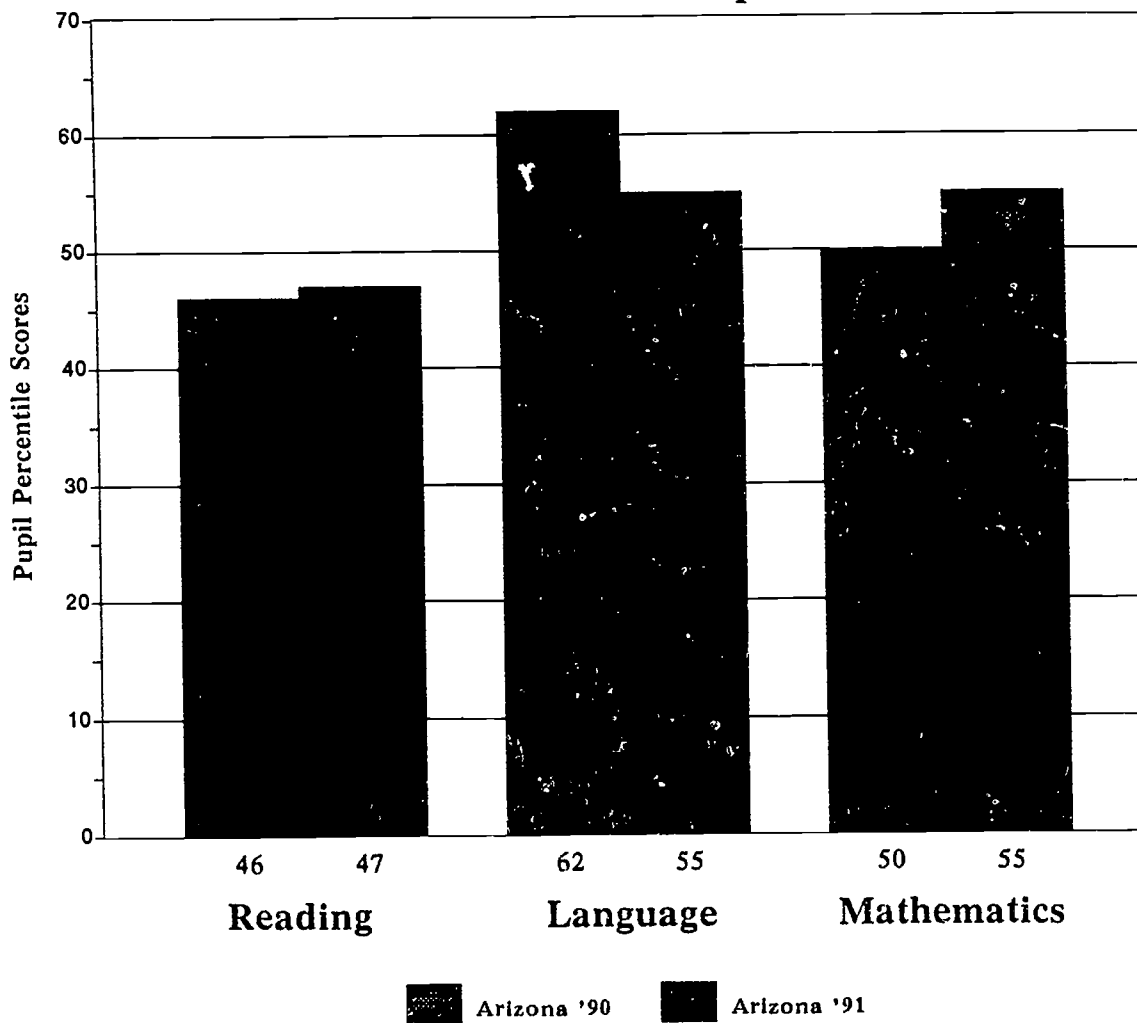


Table 6
COMPARISON OF 1988 NATIONAL NORMS AND 1991 ARIZONA AVERAGES
GRADE TWO (INDIVIDUAL NORMS)

	NATIONAL NORMS			ARIZONA AVERAGES		
	Grade Equivalent	Percentile Rank ^a	Stanine	Grade Equivalent	Percentile Rank ^b	Stanine
Listening	29.3	50	5	28.5	47	5
Word Analysis	29.9	52	5	29.7	51	5
Vocabulary	28.9	50	5	27.4	44	5
Reading Comprehension	28.8	53	5	27.1	47	5
Spelling	29.4	55	5	27.0	47	5
Capitalization	29.9	53	5	30.8	56	5
Punctuation	31.2	57	5	32.2	60	6
Usage and Expression	30.7	52	5	31.7	55	5
Language Skills - Total	30.4	55	5	30.5	55	5
Visual Materials	28.7	50	5	27.8	47	5
Reference Materials	28.7	50	5	28.1	48	5
Work-Study Skills - Total	28.4	50	5	27.9	48	5
Mathematics Concepts	29.5	52	5	30.3	56	5
Mathematics Problem Solving	28.3	49	5	28.5	50	5
Mathematics Computation	29.1	51	5	30.3	57	5
Mathematics Skills - Total	29.0	52	5	29.7	55	5
Composite - Complete	29.0	52	5	28.8	51	5

^a Percentile ranks are for individuals. Percentile ranks for national values have been interpolated.

^b Percentile ranks for state averages have been obtained by rounding average grade equivalents to the nearest whole number and converting them to percentile ranks from a conversion table.

Table 7
**COMPARISON OF 1988 NATIONAL NORMS AND 1991 ARIZONA AVERAGES
 GRADE TWO (GROUP NORMS)**

	NATIONAL NORMS			ARIZONA AVERAGES		
	Grade Equivalent	Percentile Rank ^a	Stanine	Grade Equivalent	Percentile Rank ^b	Stanine
Listening	29.3	47	5	28.5	42	5
Word Analysis	29.9	46	5	29.7	45	5
Vocabulary	28.9	48	5	27.4	39	4
Reading Comprehension	28.8	46	5	27.1	35	4
Spelling	29.4	50	5	27.0	33	4
Capitalization	29.9	50	5	30.8	57	5
Punctuation	31.2	55	5	32.2	62	6
Usage and Expression	30.7	53	5	31.7	59	5
Language Skills - Total	30.4	52	5	30.5	53	5
Visual Materials	28.7	46	5	27.8	41	5
Reference Materials	28.7	47	5	28.1	42	5
Work-Study Skills - Total	28.4	44	5	27.9	41	5
Mathematics Concepts	29.5	47	5	30.3	52	5
Mathematics Problem Solving	28.3	43	5	28.5	45	5
Mathematics Computation	29.1	53	5	30.3	69	6
Mathematics Skills - Total	29.0	52	5	29.7	59	5
Composite - Complete	29.0	47	5	28.8	46	5

36

^a Percentile ranks are for group averages. Percentile ranks for national values have been interpolated.

^b Percentile ranks for state averages have been obtained by rounding average grade equivalents to the nearest whole number and converting them to percentile ranks from a conversion table.

37

Table 8
ANALYSIS BY VARIABLES
GRADE TWO

	READING COMPREHENSION			TOTAL LANGUAGE			TOTAL MATHEMATICS		
	Number	%	Grade Equiv. title ^a	Number	%	Grade Equiv. title ^a	Number	%	Grade Equiv. title ^a
Sex									
Male	25,328	50.6	27	24,923	50.6	29	25,032	50.7	30
Female	24,405	48.7	28	24,025	48.7	32	23,993	48.6	29
No Response	336	0.7	27	334	0.7	29	335	0.7	29
Primary Language									
English	42,965	85.8	28	42,307	85.9	31	42,360	85.8	30
Spanish	3,294	6.6	20	3,242	6.6	24	3,249	6.6	25
Spanish exclusively	94	0.2	17	91	0.2	21	95	0.2	23
Navajo	1,016	2.0	17	998	2.0	22	1,005	2.0	23
Navajo exclusively	51	0.1	16	51	0.1	22	51	0.1	27
Other	645	1.3	22	638	1.3	27	633	1.3	27
Other exclusively	16	0.0	30	16	0.0	34	16	0.0	32
No Response	1,988	4.0	26	1,939	3.9	29	1,951	4.0	29
Racial/Ethnic									
White	31,146	62.2	30	30,712	62.3	33	30,764	62.3	32
Black	2,126	4.2	23	2,084	4.2	27	2,100	4.3	26
Hispanic	10,601	21.2	23	10,426	21.2	26	10,415	21.1	27
American Indian or Alaskan	3,490	7.0	19	3,413	6.9	23	3,430	6.9	25
Asian or Pacific Islander	684	1.4	30	676	1.4	35	672	1.4	33
No Response	2,022	4.0	27	1,969	4.0	30	1,979	4.0	29

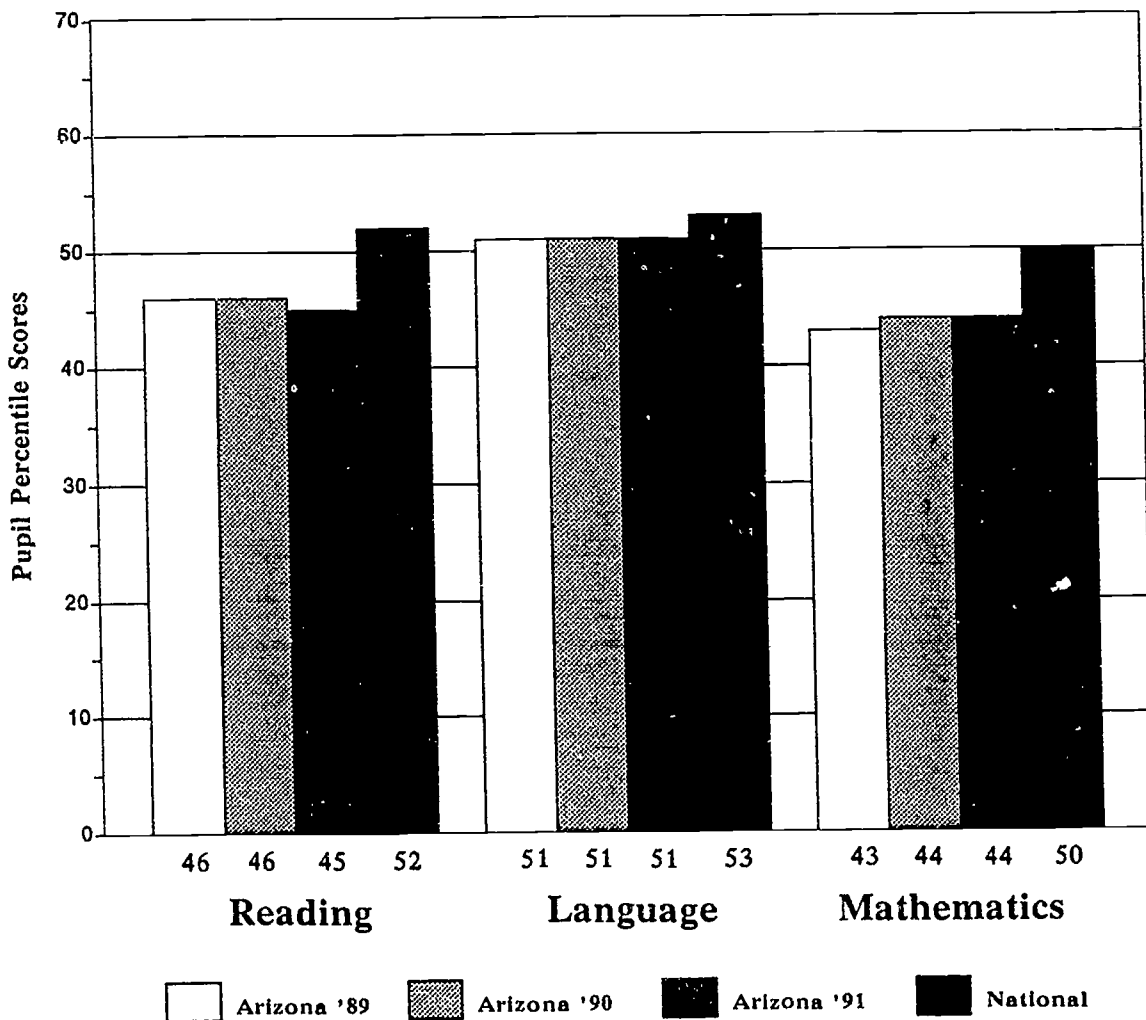
^a Based on individual norms.

GRADE 3

Strengths and Weaknesses. Third-grade pupils in Arizona performed above average on the Capitalization test. Their grade-equivalent averages ranged from 33.3 on Reference Materials to 40.8 on Capitalization. National percentile ranks for these grade-equivalent averages were between 35 and 56, with the median at 45. Average scores above the national median were obtained on Capitalization and Punctuation.

Achievement Gain. The 1991 percentile ranks of average third-grade grade-equivalent scores showed little change from those obtained in 1990. Figure 7 shows the percentile rank averages for Language and Mathematics remained constant, while Reading Comprehension dropped one percentile point from the 1990 averages. The percentile-rank averages remained below the national average in all three areas.

Figure 7.
1991 Achievement Gain for Grade Three



Achievement Growth. The pupils who comprised the 1991 third-grade group are primarily the same pupils who comprised the 1990 second-grade group and the 1989 first-grade group. As shown in Figure 8, the national percentile ranks for average grade equivalents are lower in 1991 than they were in 1990 for each of the three major achievement areas measured. A substantial 11-point decrease occurred in Mathematics, while the declines in Reading Comprehension and Language were relatively moderate, 4 and 5 points, respectively.

Figure 8.
1989, 1990 and 1991 Percentile-Rank Averages for
the 1991 Grade 3 Group

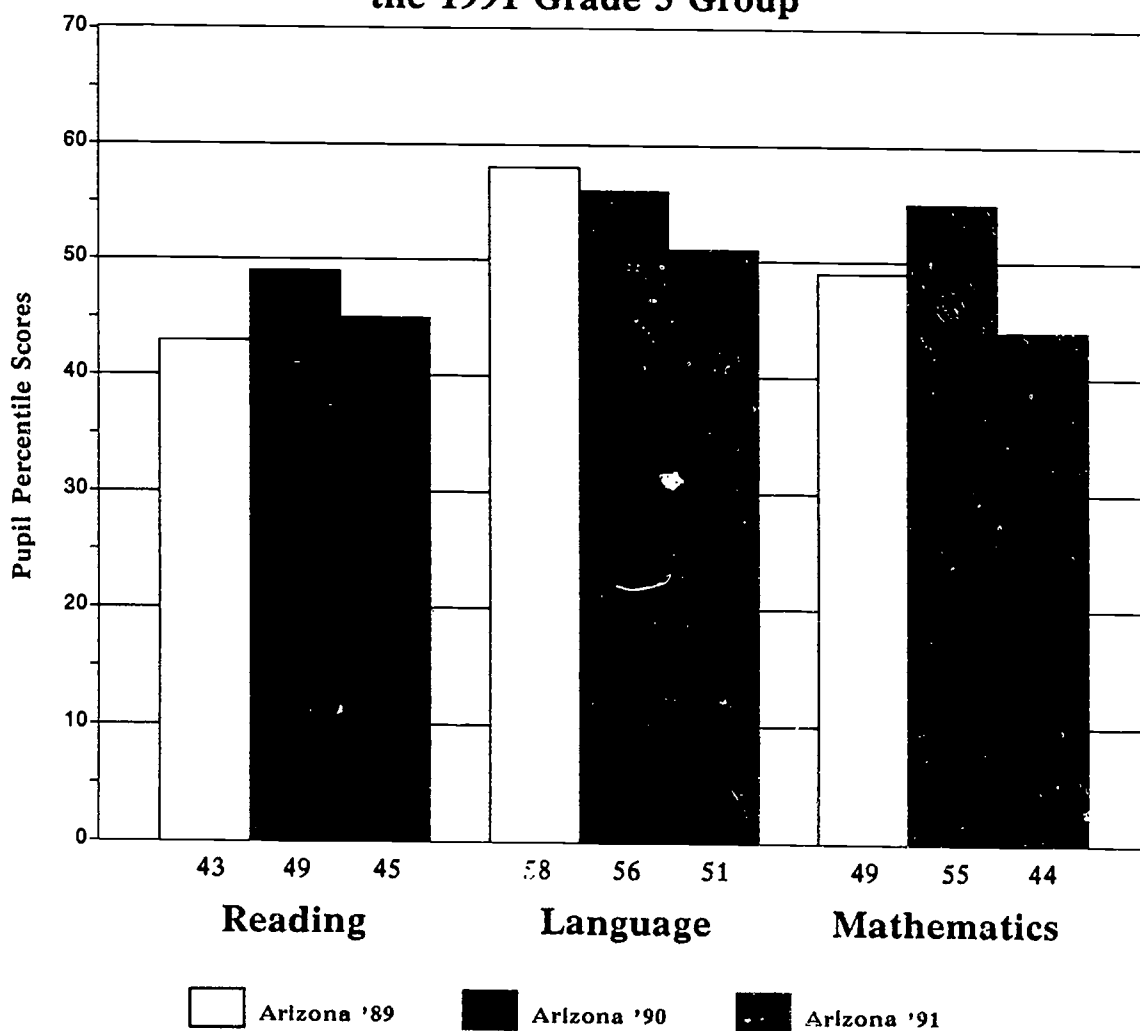


Table 9
COMPARISON OF 1988 NATIONAL NORMS AND 1991 ARIZONA AVERAGES
GRADE THREE (INDIVIDUAL NORMS)

	NATIONAL NORMS			ARIZONA AVERAGES		
	Grade Equivalent	Percentile Rank ^a	Stanine	Grade Equivalent	Percentile Rank ^b	Stanine
Vocabulary	38.4	50	5	36.8	44	5
Reading Comprehension	38.8	52	5	36.5	45	5
Spelling	39.2	53	5	37.2	47	5
Capitalization	39.6	52	5	40.8	56	5
Punctuation	40.9	54	5	40.5	52	5
Usage and Expression	39.8	51	5	37.7	47	5
Language Skills - Total	40.0	53	5	39.1	51	5
Visual Materials	38.5	50	5	38.1	49	5
Reference Materials	38.2	51	5	33.3	35	4
Work-Study Skills - Total	37.9	50	5	35.7	43	5
Mathematics Concepts	39.2	51	5	36.8	43	5
Mathematics Problem Solving	36.7	49	5	36.0	44	5
Mathematics Computation	38.2	52	5	35.9	41	5
Mathematics Skills - Total	38.2	50	5	36.3	44	5
Composite - Complete	38.7	52	5	37.0	46	5

^a Percentile ranks are for individuals. Percentile ranks for national values have been interpolated.

^b Percentile ranks for state averages have been obtained by rounding average grade equivalents to the nearest whole number and converting them to percentile ranks from a conversion table.

Table 10
COMPARISON OF 1988 NATIONAL NORMS AND 1991 ARIZONA AVERAGES
GRADE THREE (GROUP NORMS)

	NATIONAL NORMS			ARIZONA AVERAGES		
	Grade Equivalent	Percentile Rank ^a	Stanine	Grade Equivalent	Percentile Rank ^b	Stanine
Vocabulary	38.4	45	5	36.8	36	4
Reading Comprehension	38.8	46	5	36.5	33	4
Spelling	39.2	49	5	37.2	36	4
Capitalization	39.6	50	5	40.8	58	5
Punctuation	40.9	54	5	40.5	52	5
Usage and Expression	39.8	47	5	37.7	39	4
Language Skills - Total	40.0	50	5	39.1	45	5
Visual Materials	38.5	48	5	38.1	47	5
Reference Materials	38.2	47	5	33.3	19	3
Work-Study Skills - Total	37.9	45	5	35.7	32	4
Mathematics Concepts	39.2	47	5	36.8	31	4
Mathematics Problem Solving	36.7	43	5	36.0	32	4
Mathematics Computation	28.2	49	5	35.9	24	4
Mathematics Skills - Total	38.2	50	5	36.3	33	4
Composite - Complete	38.7	48	5	37.0	36	4

^a Percentile ranks are for group averages. Percentile ranks for national values have been interpolated.

^b Percentile ranks for state averages have been obtained by rounding average grade equivalents to the nearest whole number and converting them to percentile ranks from a conversion table.

Table 11
ANALYSIS BY VARIABLES
GRADE THREE

	READING COMPREHENSION			TOTAL LANGUAGE			TOTAL MATHEMATICS		
	Number	%	Grade Equiv. Percentile ^a	Number	%	Grade Equiv. Percentile ^a	Number	%	Grade Equiv. Percentile ^a
Sex									
Male	24,526	49.5	36	24,382	49.5	37	24,452	49.6	36
Female	24,281	49.0	37	24,144	49.0	41	24,138	48.9	36
No Response	740	1.5	34	741	1.5	36	744	1.5	34
Primary Language									
English	42,352	85.5	38	42,098	85.4	40	42,171	85.5	37
Spanish	3,692	7.5	29	3,683	7.5	33	3,695	7.5	32
Spanish exclusively	130	0.3	27	131	0.3	31	129	0.3	31
Navajo	957	1.9	25	968	2.0	31	966	2.0	29
Navajo exclusively	47	0.1	24	46	0.1	30	45	0.1	29
Other	660	1.3	31	659	1.3	36	655	1.3	34
Other exclusively	15	0.0	38	15	0.0	40	15	0.0	40
No Response	1,694	3.4	35	1,667	3.4	37	1,658	3.4	35
Racial/Ethnic									
White	30,862	62.3	40	30,685	62.3	41	30,770	62.4	38
Black	2,046	4.1	32	2,031	4.1	36	2,039	4.1	33
Hispanic	10,898	22.0	31	10,844	22.0	35	10,832	22.0	33
American Indian or Alaskan	3,347	6.8	28	3,343	6.8	33	3,347	6.8	31
Asian or Pacific Islander	719	1.5	39	717	1.5	44	710	1.4	40
No Response	1,675	3.4	36	1,647	3.3	38	1,636	3.3	35

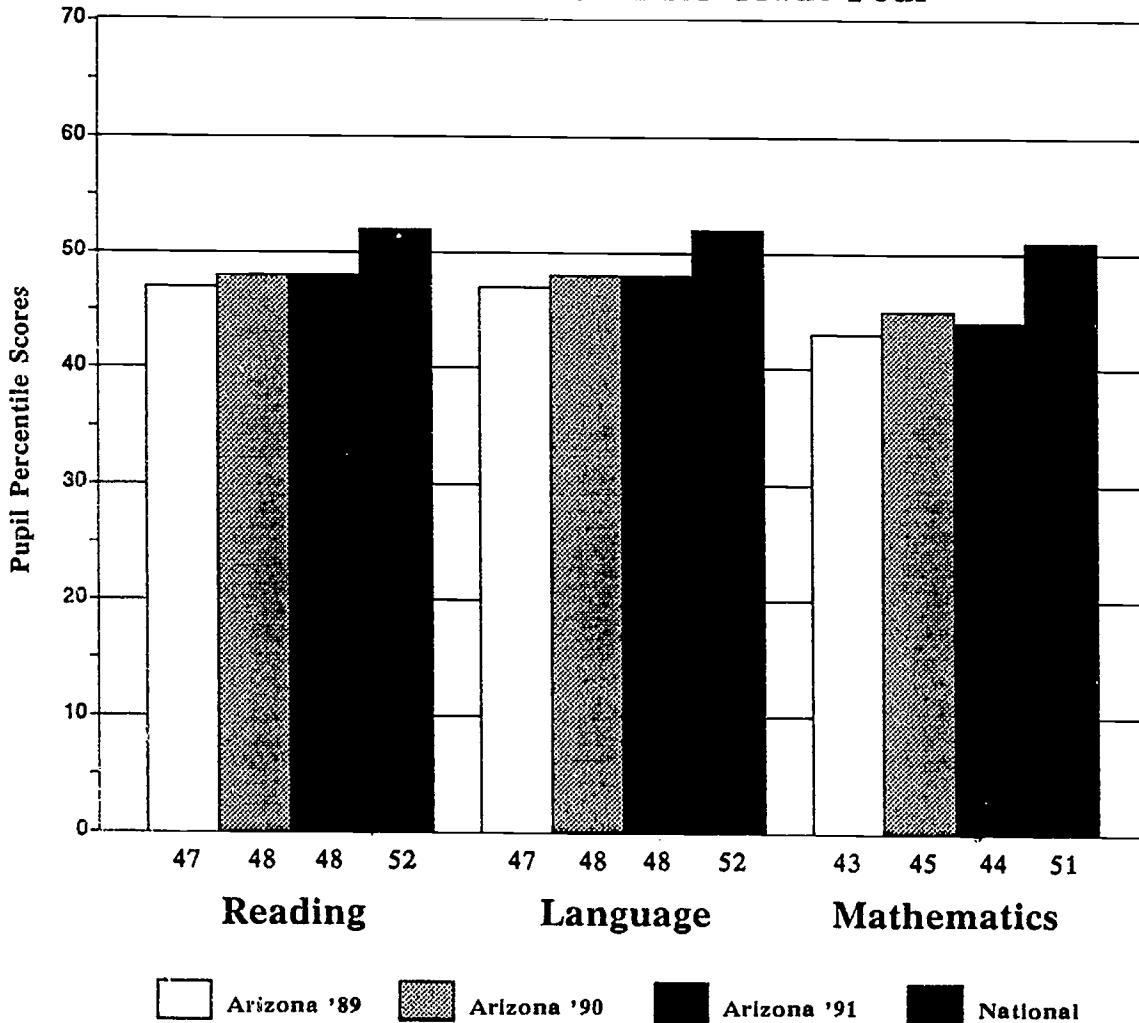
^a Based on individual norms.

GRADE 4

Strengths and Weaknesses. Arizona fourth-grade pupils scored above the national average on the Capitalization and Visual Materials tests. Average grade equivalents ranged from 45.5 on Reference Materials to 50.3 on Capitalization. National percentile ranks for these grade equivalent averages were between 42 and 55, with a median of 45. The average scores for Capitalization and Visual Materials were above the national median.

Achievement Gains. The 1991 percentile ranks of average fourth-grade grade-equivalent scores showed little change from those obtained in 1990. Figure 9 shows the percentile-rank averages for Reading Comprehension and Language remained constant, while Mathematics dropped one percentile point from the 1990 averages. The percentile-rank averages remained below the national average in all three areas.

Figure 9.
1991 Achievement Gain for Grade Four



Achievement Growth. Arizona's 1991 fourth-grade group consists primarily of pupils who were in the third and second grades in 1990 and 1989 respectively. As shown in Figure 10, a modest 2-point gain in percentile ranks of average Reading Comprehension was observed in 1991. A three-point drop in percentile rank was obtained in Language, while the Mathematics ranking remained constant at 44.

**Figure 10.
1989, 1990 and 1991 Percentile-Rank Averages for
the 1991 Grade 4 Group**

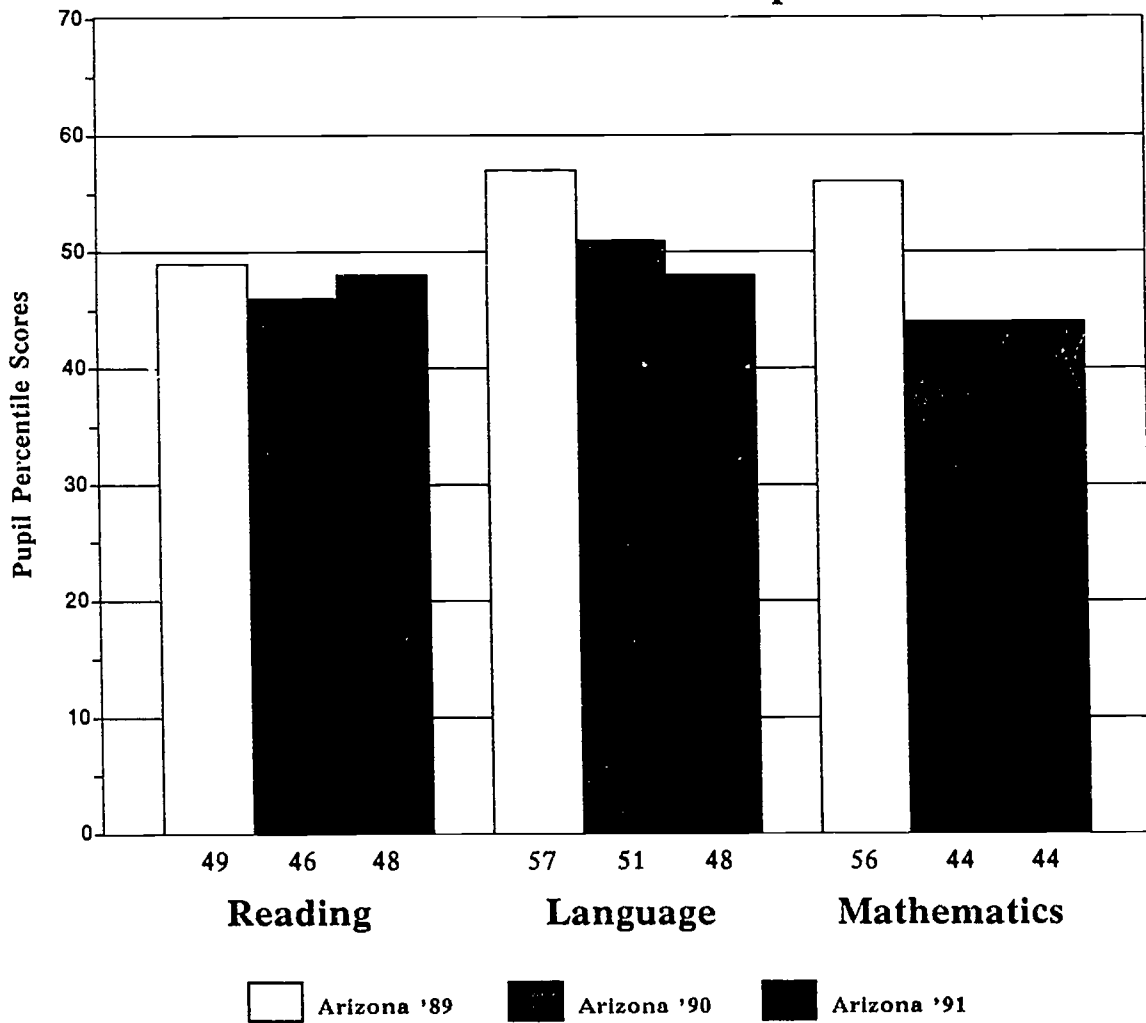


Table 12
COMPARISON OF 1988 NATIONAL NORMS AND 1991 ARIZONA AVERAGES
GRADE FOUR (INDIVIDUAL NORMS)

	NATIONAL NORMS			ARIZONA AVERAGES		
	Grade Equivalent	Percentile Rank ^a	Stanine	Grade Equivalent	Percentile Rank ^b	Stanine
Vocabulary	47.7	50	5	45.9	44	5
Reading Comprehension	48.4	52	5	46.9	48	5
Spelling	48.4	51	5	46.6	47	5
Capitalization	49.2	52	5	50.3	55	5
Punctuation	50.5	52	5	47.4	45	5
Usage and Expression	49.4	50	5	47.4	46	5
Language Skills - Total	49.5	52	5	48.0	48	5
Visual Materials	47.8	50	5	48.9	52	5
Reference Materials	48.0	50	5	45.5	43	5
Work-Study Skills - Total	47.7	50	5	47.2	49	5
Mathematics Concepts	49.2	52	5	45.9	42	5
Mathematics Problem Solving	47.5	48	5	46.0	44	5
Mathematics Computation	48.2	51	5	47.0	45	5
Mathematics Skills - Total	48.2	51	5	46.3	44	5
Composite - Complete	48.3	51	5	47.0	47	5

^a Percentile ranks are for individuals. Percentile ranks for national values have been interpolated.

^b Percentile ranks for state averages have been obtained by rounding average grade equivalents to the nearest whole number and converting them to percentile ranks from a conversion table.

Table 13
COMPARISON OF 1988 NATIONAL NORMS AND 1991 ARIZONA AVERAGES
GRADE FOUR (GROUP NORMS)

	NATIONAL NORMS			ARIZONA AVERAGES		
	Grade Equivalent	Percentile Rank ^a	Stanine	Grade Equivalent	Percentile Rank ^b	Stanine
Vocabulary	47.7	43	5	45.9	34	4
Reading Comprehension	48.4	45	5	46.9	37	4
Spelling	48.4	46	5	46.6	36	4
Capitalization	49.2	48	5	50.3	55	5
Punctuation	50.5	52	5	47.4	38	4
Usage and Expression	49.4	48	5	47.4	40	5
Language Skills - Total	49.5	47	5	48.0	40	5
Visual Materials	47.8	46	5	48.9	52	5
Reference Materials	48.0	46	5	45.5	33	4
Work-Study Skills - Total	47.7	45	5	47.2	42	5
Mathematics Concepts	49.2	48	5	45.9	30	4
Mathematics Problem Solving	47.5	45	5	46.0	35	4
Mathematics Computation	48.2	49	5	47.0	38	4
Mathematics Skills - Total	48.2	48	5	46.3	34	4
Composite - Complete	48.3	46	5	47.0	39	4

^a Percentile ranks are for group averages. Percentile ranks for national values have been interpolated.

^b Percentile ranks for state averages have been obtained by rounding average grade equivalents to the nearest whole number and converting them to percentile ranks from a conversion table.

Table 14
ANALYSIS BY VARIABLES
GRADE FOUR

	READING COMPREHENSION			TOTAL LANGUAGE			TOTAL MATHEMATICS		
	Number	%	Grade Equiv. Percentile ^a	Number	%	Grade Equiv. Percentile ^a	Number	%	Grade Equiv. Percentile ^a
Sex									
Male	24,208	49.6	46	24,029	49.6	46	24,134	49.7	46
Female	24,018	49.3	50	23,890	49.3	50	23,883	49.2	47
No Response	545	1.1	35	532	1.1	43	553	1.1	43
Primary Language									
English	41,315	84.7	51	41,058	84.7	49	41,124	84.7	47
Spanish	4,257	8.7	25	4,235	8.7	41	4,266	8.8	41
Spanish exclusively	151	0.3	22	148	0.3	38	147	0.3	41
Navajo	954	2.0	22	950	2.0	40	948	2.0	39
Navajo exclusively	55	0.1	19	55	0.1	42	55	0.1	39
Other	674	1.4	30	673	1.4	43	679	1.4	43
Other exclusively	33	0.1	37	33	0.1	44	33	0.1	44
No Response	1,332	2.7	40	1,299	2.7	45	1,318	2.7	45
Racial/Ethnic									
White	30,166	61.9	57	29,998	61.9	51	30,003	61.8	49
Black	2,055	4.2	33	2,043	4.2	44	2,043	4.2	42
Hispanic	11,208	23.0	33	11,129	23.0	44	11,204	23.1	43
American Indian or Alaskan	3,242	6.6	26	3,217	6.6	41	3,234	6.7	40
Asian or Pacific Islander	687	1.4	55	686	1.4	53	687	1.4	51
No Response	1,413	3.0	42	1,378	2.8	46	1,399	2.9	45

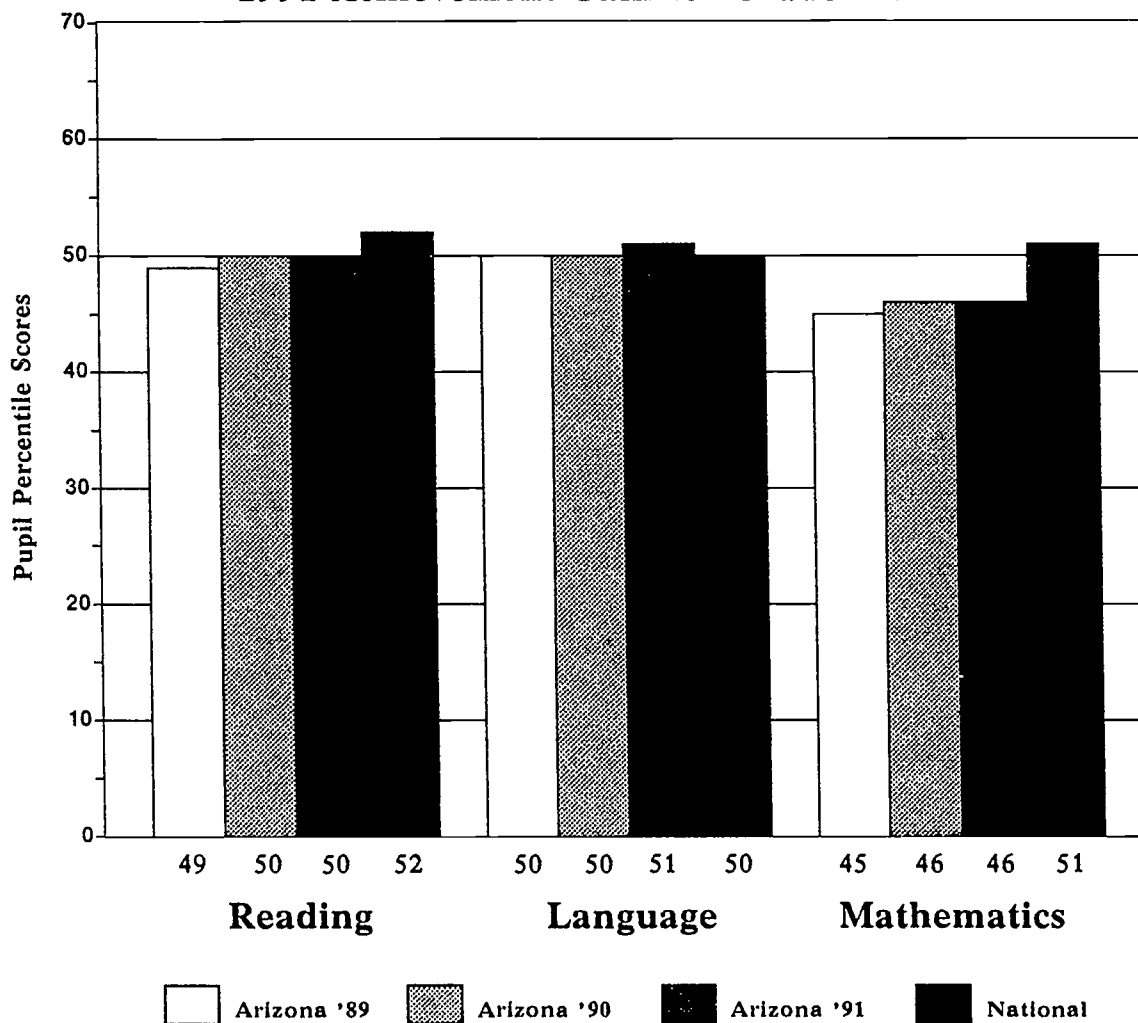
^a Based on individual norms.

GRADE 5

Strengths and Weaknesses. Fifth-grade pupils scored above the national average on the Capitalization and Visual Materials tests. Average grade equivalents ranged from 55.8 on Mathematics Computation to 61.1 on Capitalization. National percentile ranks for average grade-equivalents were between 41 and 56, with a median of 49. The average scores for Capitalization and Visual Materials were above the national median.

Achievement Gain. Comparisons of average scores obtained by the 1989, 1990, and 1991 representative samples of fifth graders are shown in Figure 11. The national percentile ranks of the average scores remained the same as in 1990 for Reading Comprehension and Mathematics. A modest one-point gain was observed in Language for a score of 51, one point above the national median.

Figure 11.
1991 Achievement Gain for Grade Five



Achievement Growth. The 1991 group of fifth graders is approximately the same as the group of 1990 fourth graders and 1989 third graders. In 1991 this group showed growth in all three areas of Reading Comprehension, Language, and Mathematics. In Language, the percentile rank of the average score was 3 points higher than in 1990. Gains of 1 and 2 points, respectively, were reported in Mathematics and Reading Comprehension. These results are shown in Figure 12.

Figure 12.
1989, 1990 and 1991 Percentile-Rank Averages for
the 1991 Grade 5 Group

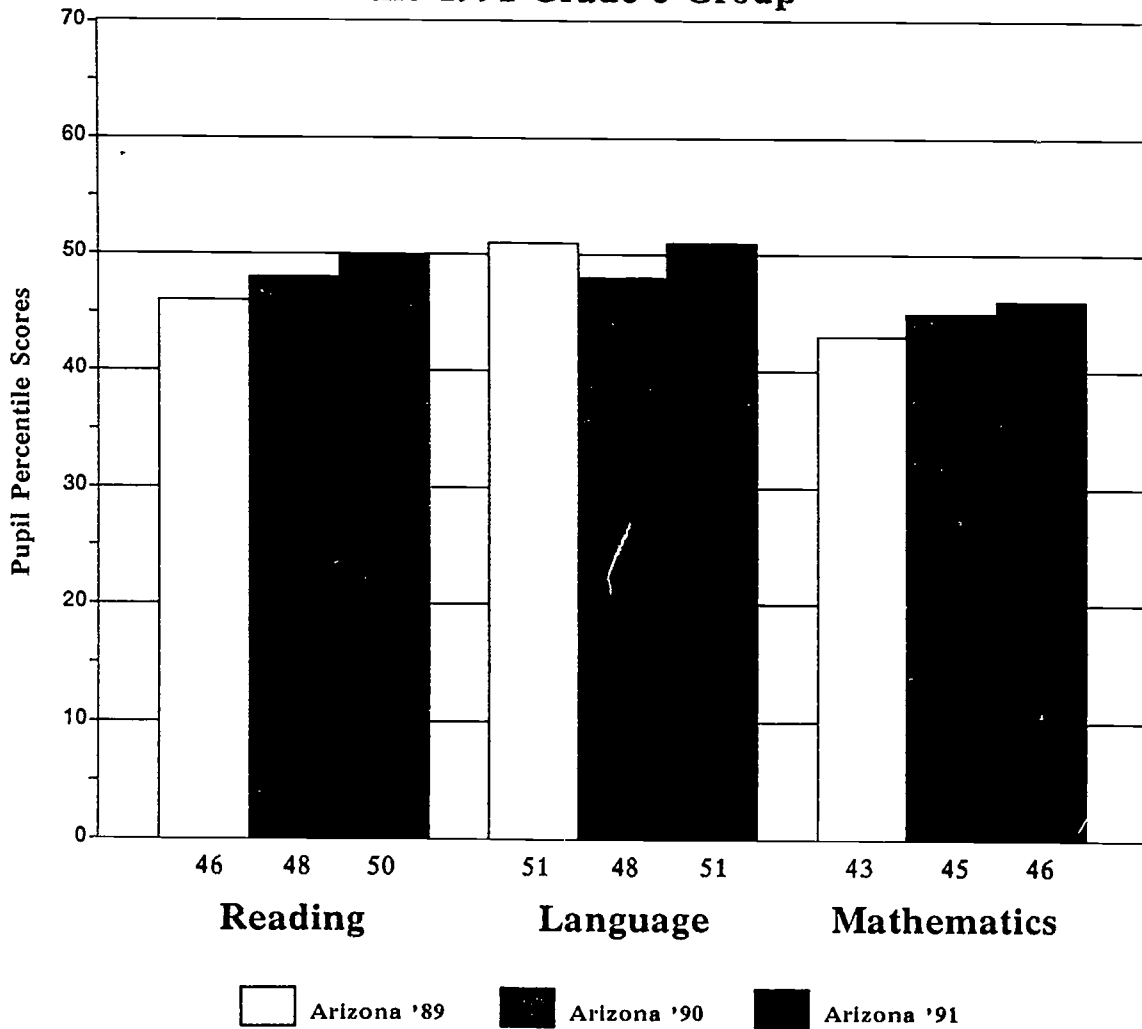


Table 15
COMPARISON OF 1988 NATIONAL NORMS AND 1991 ARIZONA AVERAGES
GRADE FIVE (INDIVIDUAL NORMS)

	NATIONAL NORMS			ARIZONA AVERAGES		
	Grade Equivalent	Percentile Rank ^a	Stanline	Grade Equivalent	Percentile Rank ^b	Stanline
Vocabulary	57.7	49	5	56.2	45	5
Reading Comprehension	58.3	52	5	57.7	50	5
Spelling	57.9	50	5	57.5	49	5
Capitalization	58.7	50	5	61.1	56	5
Punctuation	59.4	50	5	58.7	49	5
Usage and Expression	58.5	49	5	58.0	49	5
Language Skills - Total	58.8	50	5	58.9	51	5
Visual Materials	57.7	49	5	58.8	52	5
Reference Materials	57.5	50	5	56.4	47	5
Work-Study Skills - Total	57.4	51	5	57.6	51	5
Mathematics Concepts	59.6	52	5	57.3	45	5
Mathematics Problem Solving	57.2	48	5	56.5	47	5
Mathematics Computation	58.0	49	5	55.8	41	5
Mathematics Skills - Total	58.2	51	5	56.5	46	5
Composite - Complete	58.0	51	5	57.5	49	5

^a Percentile ranks are for individuals. Percentile ranks for national values have been interpolated.

^b Percentile ranks for state averages have been obtained by rounding average grade equivalents to the nearest whole number and converting them to percentile ranks from a conversion table.

Table 16
COMPARISON OF 1988 NATIONAL NORMS AND 1991 ARIZONA AVERAGES
GRADE FIVE (GROUP NORMS)

	NATIONAL NORMS			ARIZONA AVERAGES		
	Grade Equivalent	Percentile Rank ^a	Stanine	Grade Equivalent	Percentile Rank ^b	Stanine
Vocabulary	57.7	42	5	56.2	36	4
Reading Comprehension	58.3	45	5	57.7	42	5
Spelling	57.9	45	5	57.5	43	5
Capitalization	58.7	45	5	61.1	57	5
Punctuation	59.4	47	5	58.7	44	5
Usage and Expression	58.5	45	5	58.0	43	5
Language Skills - Total	58.8	45	5	58.9	46	5
Visual Materials	57.7	49	5	58.8	53	5
Reference Materials	57.5	44	5	56.4	38	4
Work-Study Skills - Total	57.4	45	5	57.6	45	5
Mathematics Concepts	59.6	50	5	57.3	39	4
Mathematics Problem Solving	57.2	45	5	56.5	41	5
Mathematics Computation	58.0	48	5	55.8	31	4
Mathematics Skills - Total	58.2	49	5	56.5	38	4
Composite - Complete	58.0	44	5	57.5	42	5

^a Percentile ranks are for group averages. Percentile ranks for national values have been interpolated.

^b Percentile ranks for state averages have been obtained by rounding average grade equivalents to the nearest whole number and converting them to percentile ranks from a conversion table.

Table 17
ANALYSIS BY VARIABLES
GRADE FIVE

	READING COMPREHENSION			TOTAL LANGUAGE			TOTAL MATHEMATICS		
	Number	%	Grade Equiv. tiled ^a	Number	%	Grade Equiv. tiled ^a	Number	%	Grade Equiv. tiled ^a
Sex									
Male	23,969	49.9	57	23,812	49.9	57	23,873	50.0	56
Female	23,544	49.0	59	23,403	49.0	61	23,392	49.0	57
No Response	510	1.1	52	502	1.1	53	515	1.1	52
Primary Language									
English	40,538	84.4	59	40,287	84.4	60	40,301	84.3	58
Spanish	4,430	9.2	48	4,412	9.2	51	4,416	9.2	51
Spanish exclusively	126	0.3	44	123	0.3	47	129	0.3	50
Navajo	895	1.9	46	894	1.9	49	893	1.9	49
Navajo exclusively	64	0.1	45	65	0.1	48	66	0.1	47
Other	588	1.2	53	582	1.2	55	592	1.2	55
Other exclusively	39	0.1	53	40	0.1	53	40	0.1	58
No Response	1,343	2.8	54	1,314	2.8	55	1,343	2.8	53
Racial/Ethnic									
White	29,396	61.2	62	29,203	61.2	62	29,194	61.1	59
Black	1,863	3.9	52	1,862	3.9	55	1,860	3.9	52
Hispanic	11,263	23.5	51	11,191	23.5	54	11,229	23.5	53
American Indian or Alaskan	3,340	7.0	49	3,330	7.0	51	3,334	7.0	50
Asian or Pacific Islander	686	1.4	62	684	1.4	66	689	1.4	63
No Response	1,475	3.1	55	1,447	3.0	56	1,474	3.1	54

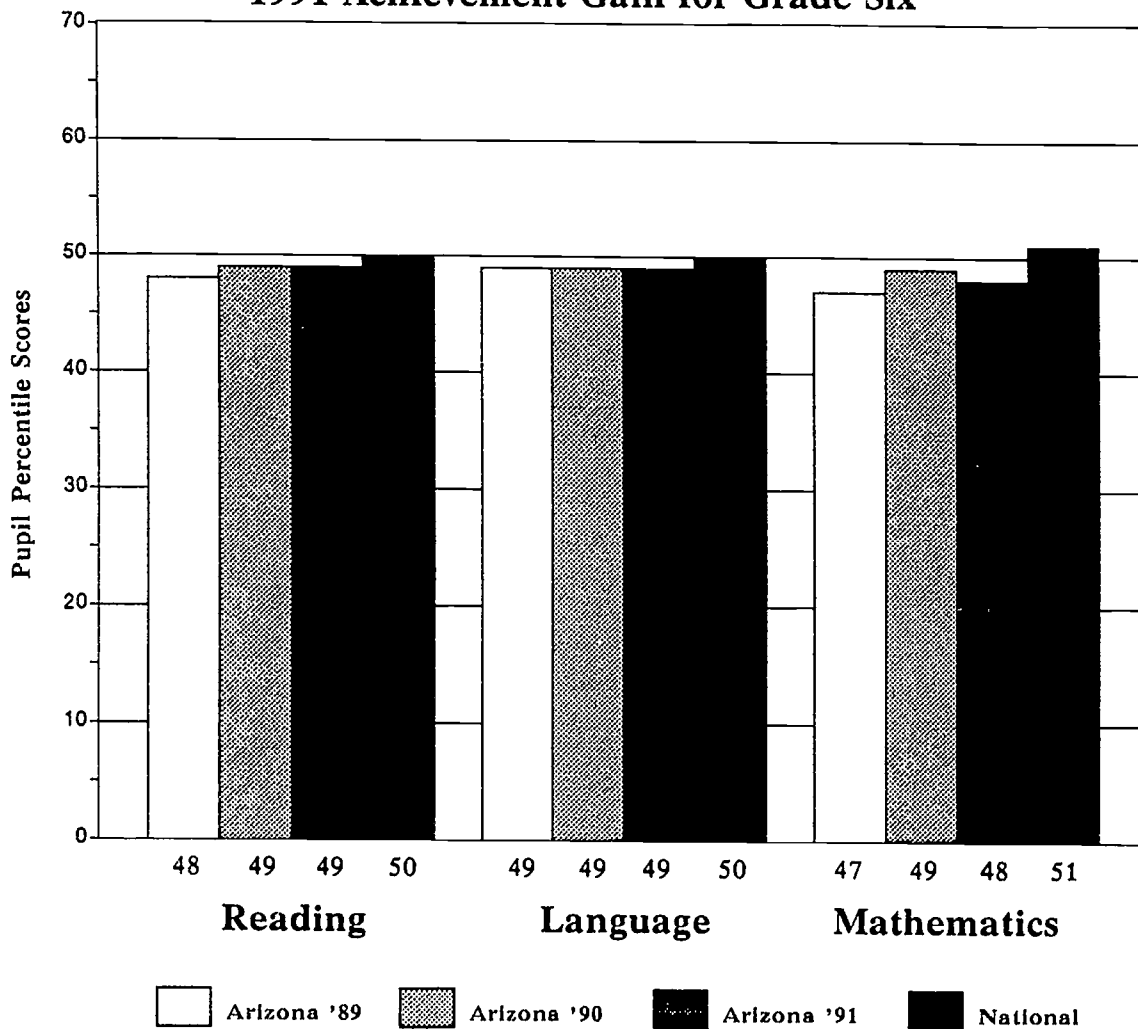
^a Based on individual norms.

GRADE 6

Strengths and Weaknesses. Arizona sixth-grade pupils scored above the national average on the Spelling, Capitalization, Usage and Expression, and Visual Materials tests. Average grade-equivalent scores ranged from 64.3 in Vocabulary to 69.8 in Capitalization. National percentile ranks for these averages ranged from 42 in Vocabulary to 53 in Capitalization with the median of 49. The average scores for Capitalization were above the national median.

Achievement Gain. Arizona's 1991 sixth-grade students performed at approximately the same level as the 1990 six graders, remaining at the same level in Reading Comprehension and Language. There was a modest 1-point decline in Mathematics. As shown in Figure 13, all three scores are slightly below the national average.

Figure 13.
1991 Achievement Gain for Grade Six



Achievement Growth. The percentile rank of average scores for sixth graders was 49 for Reading Comprehension and Language, representing a 1-point decline in both areas since these students were fifth graders. The greatest growth was shown in Mathematics, where the 1991 percentile rank was two points higher than in 1990, and has shown consistent growth since this group was in the fourth grade in 1989.

Figure 14.
1989, 1990 and 1991 Percentile-Rank Averages for
the 1991 Grade 6 Group

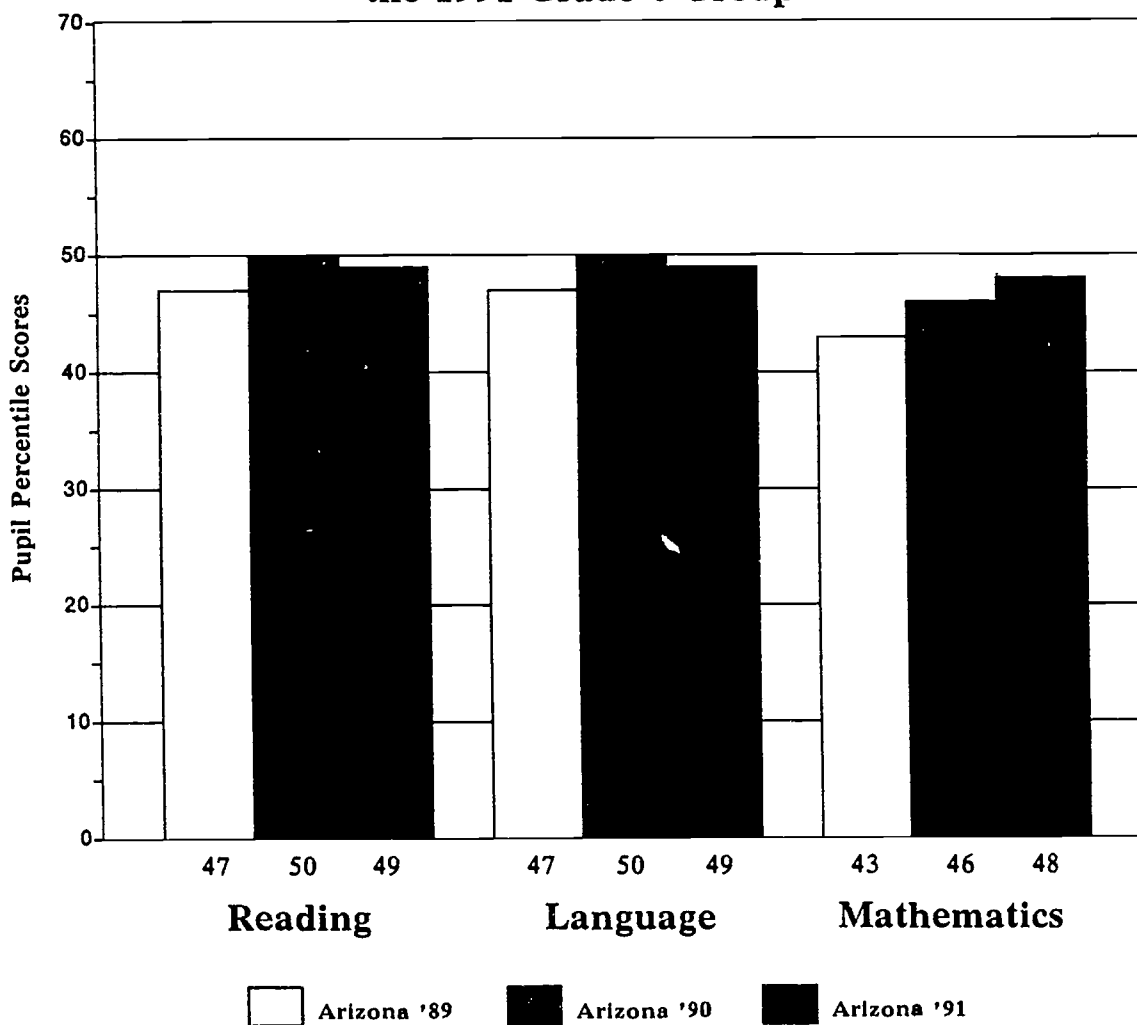


Table 18
COMPARISON OF 1988 NATIONAL NORMS AND 1991 ARIZONA AVERAGES
GRADE SIX (INDIVIDUAL NORMS)

	NATIONAL NORMS			ARIZONA AVERAGES		
	Grade Equivalent	Percentile Rank ^a	Stanine	Grade Equivalent	Percentile Rank ^b	Stanine
Vocabulary	67.2	48	5	64.3	42	5
Reading Comprehension	68.0	50	5	67.5	49	5
Spelling	67.3	50	5	67.8	50	5
Capitalization	68.3	51	5	69.8	53	5
Punctuation	68.4	49	5	65.0	43	5
Usage and Expression	67.9	49	5	68.7	50	5
Language Skills - Total	68.3	50	5	67.9	49	5
Visual Materials	67.3	49	5	68.1	50	5
Reference Materials	67.3	49	5	66.8	48	5
Work-Study Skills - Total	67.3	50	5	67.5	51	5
Mathematics Concepts	69.7	51	5	69.0	50	5
Mathematics Problem Solving	67.1	48	5	66.6	47	5
Mathematics Computation	67.8	48	5	66.2	44	5
Mathematics Skills - Total	68.2	51	5	67.3	48	5
Composite - Complete	67.8	50	5	67.1	48	5

^a Percentile ranks are for individuals. Percentile ranks for national values have been interpolated.

^b Percentile ranks for state averages have been obtained by rounding average grade equivalents to the nearest whole number and converting them to percentile ranks from a conversion table.

Table 19
COMPARISON OF 1988 NATIONAL NORMS AND 1991 ARIZONA AVERAGES
GRADE SIX (GROUP NORMS)

	NATIONAL NORMS			ARIZONA AVERAGES		
	Grade Equivalent	Percentile Rank ^a	Stanine	Grade Equivalent	Percentile Rank ^b	Stanine
Vocabulary	67.2	41	5	64.3	30	4
Reading Comprehension	68.0	43	5	67.5	41	5
Spelling	67.3	44	5	67.8	47	5
Capitalization	68.3	44	5	69.8	50	5
Punctuation	68.4	46	5	65.0	32	4
Usage and Expression	67.9	43	5	68.7	45	5
Language Skills - Total	68.3	44	5	67.9	43	5
Visual Materials	67.3	46	5	68.1	49	5
Reference Materials	67.3	44	5	66.8	41	5
Work-Study Skills - Total	67.3	45	5	67.5	46	5
Mathematics Concepts	69.7	51	5	69.0	47	5
Mathematics Problem Solving	67.1	47	5	66.6	44	5
Mathematics Computation	67.8	47	5	66.2	35	4
Mathematics Skills - Total	68.2	50	5	67.3	46	5
Composite - Complete	67.8	44	5	67.1	41	5

^a Percentile ranks are for group averages. Percentile ranks for national values have been interpolated.

^b Percentile ranks for state averages have been obtained by rounding average grade equivalents to the nearest whole number and converting them to percentile ranks from a conversion table.

Table 20
ANALYSIS BY VARIABLES
GRADE SIX

	READING COMPREHENSION			TOTAL LANGUAGE			TOTAL MATHEMATICS		
	Number	%	Grade Equiv. titled ^a	Number	%	Grade Equiv. titled ^a	Number	%	Grade Equiv. titled ^a
Sex									
Male	23,036	49.9	67	22,854	49.9	65	22,906	49.9	67
Female	22,703	49.2	69	22,544	49.2	71	22,525	49.1	68
No Response	416	0.9	62	412	0.9	62	428	0.9	63
Primary Language									
English	39,222	85.0	69	38,947	85.0	69	38,964	85.0	68
Spanish	3,920	8.5	57	3,892	8.5	59	3,907	8.5	61
Spanish exclusively	145	0.3	54	146	0.3	55	150	0.3	60
Navajo	806	1.7	54	803	1.8	55	807	1.8	56
Navajo exclusively	64	0.1	49	64	0.1	53	63	0.1	57
Other	516	1.1	63	507	1.1	65	513	1.1	66
Other exclusively	36	0.1	65	34	0.1	65	36	0.1	68
No Response	1,446	3.1	64	1,417	3.1	64	1,419	3.1	64
Racial/Ethnic									
White	28,287	61.3	72	28,116	61.4	71	28,128	61.3	70
Black	1,776	3.8	61	1,760	3.8	64	1,754	3.8	62
Hispanic	10,820	23.4	60	10,730	23.4	63	10,761	23.5	63
American Indian or Alaskan	3,044	6.6	57	3,014	6.6	59	3,020	6.6	59
Asian or Pacific Islander	673	1.5	72	668	1.5	75	667	1.5	74
No Response	1,555	3.4	64	1,522	3.3	64	1,529	3.3	64

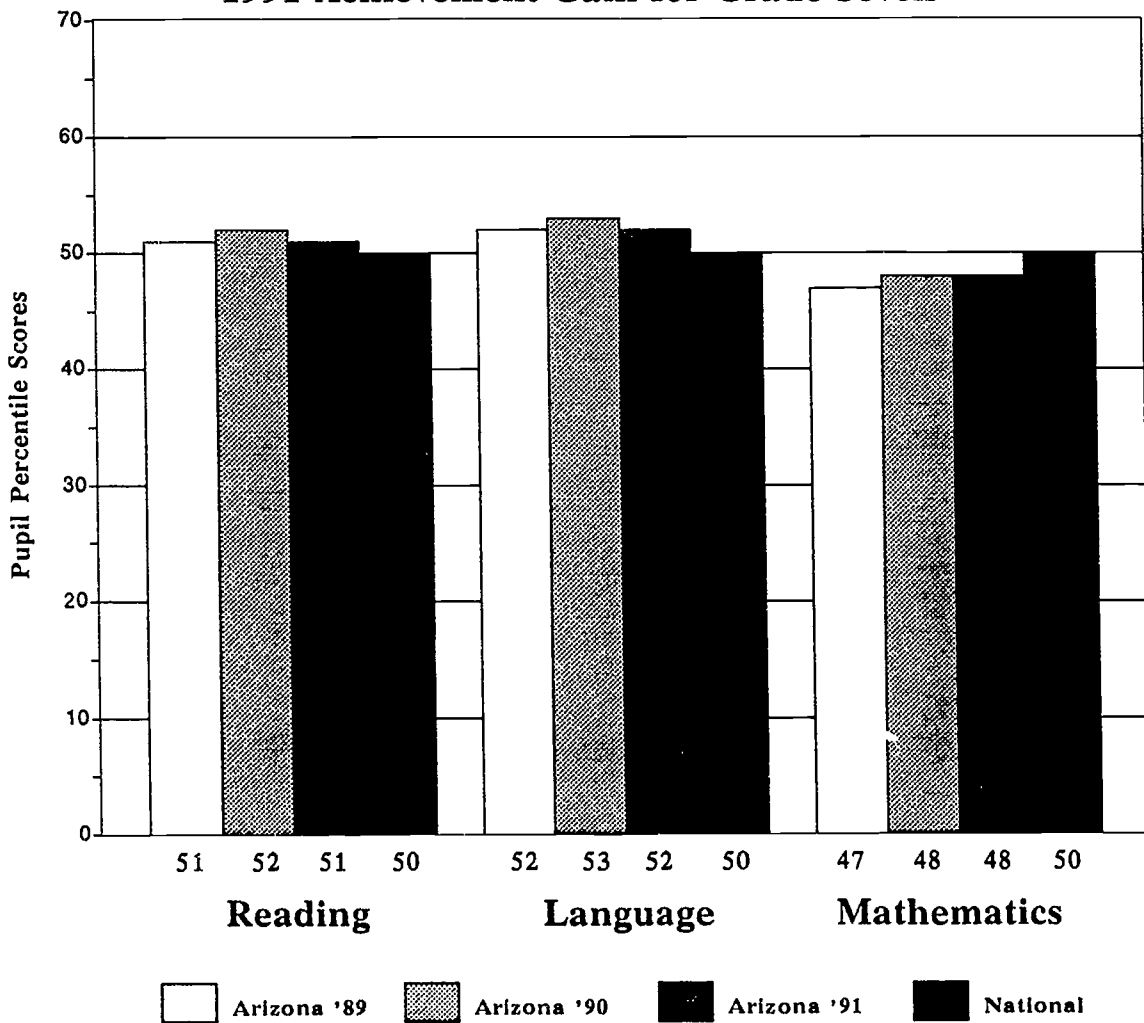
^a Based on individual norms.

GRADE 7

Strengths and Weaknesses. As a group, Arizona seventh graders scored above the national average on the Reading Comprehension, Spelling, Capitalization, Punctuation, Usage and Expression, Visual Materials and Reference Materials tests. Average grade-equivalent scores ranged from 74.8 on Vocabulary to 80.2 on Punctuation. National percentile ranks for these averages ranged from 43 to 54, with a median of 50. The average scores were above the national median on the Reading Comprehension, Capitalization, Punctuation and Visual Materials tests.

Achievement Gain. As in 1989 and 1990, the 1991 seventh graders scored above the national average in Reading Comprehension and Language. Since 1990, however, 1-point declines were observed in the percentile ranks of average scores for both areas returning them to their 1989 values as shown in Figure 15. Mathematics remained below the national average, although constant at 48.

Figure 15.
1991 Achievement Gain for Grade Seven



Achievement Growth. The pupils who comprised the 1991 seventh-grade group are primarily the same pupils who comprised the 1990 sixth-grade group and 1989 fifth-grade group. Comparisons with sixth-grade scores showed an increase of three percentile points for Language and two percentile points for Reading Comprehension. A modest decline of one percentile point was observed in the area of Mathematics. These data are shown in Figure 16.

Figure 16.
1989, 1990 and 1991 Percentile-Rank Averages for
the 1991 Grade 7 Group

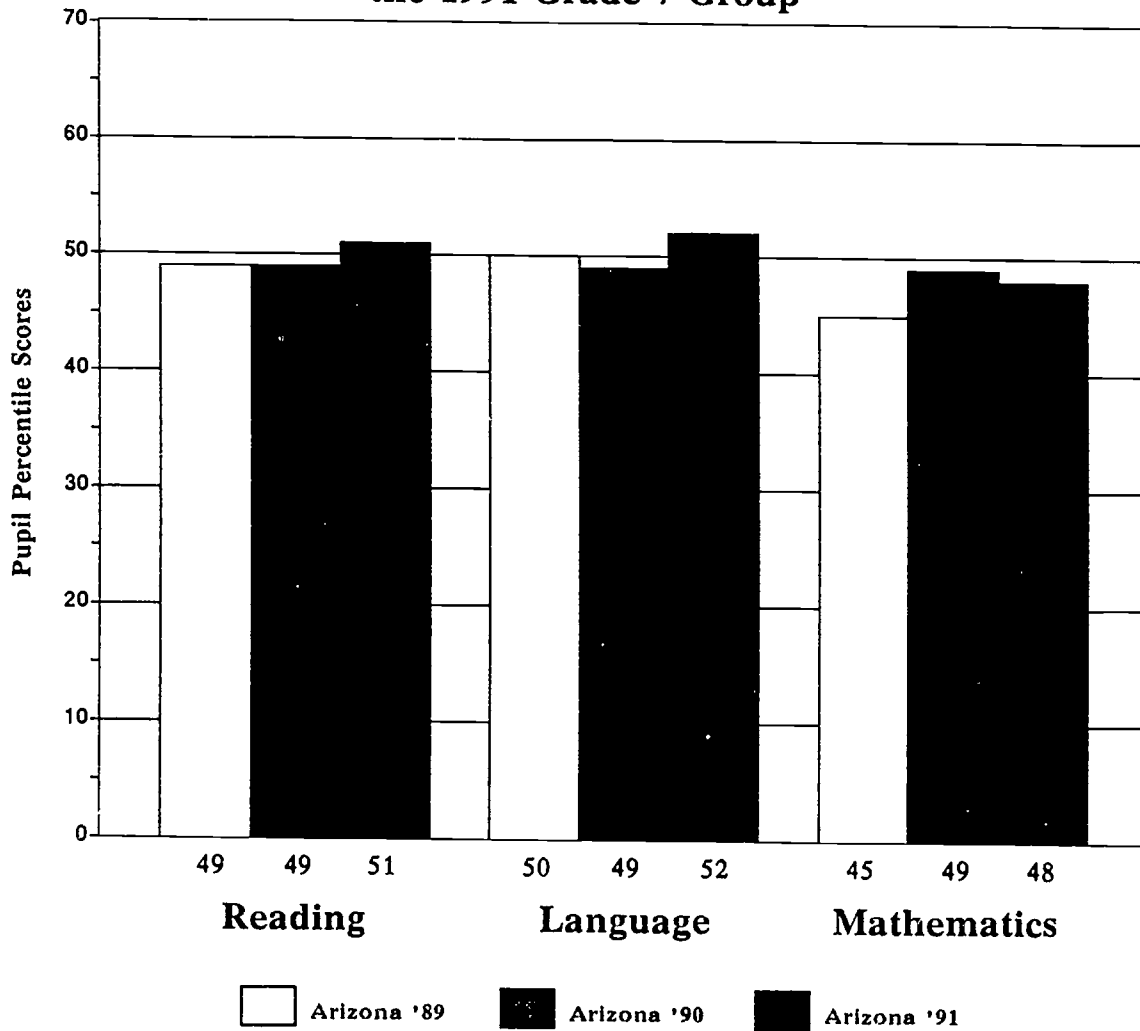


Table 21
COMPARISON OF 1988 NATIONAL NORMS AND 1991 ARIZONA AVERAGES
GRADE SEVEN (INDIVIDUAL NORMS)

	NATIONAL NORMS			ARIZONA AVERAGES		
	Grade Equivalent	Percentile Rank ^a	Stanine	Grade Equivalent	Percentile Rank ^b	Stanine
Vocabulary	77.2	47	5	74.8	43	5
Reading Comprehension	78.0	50	5	78.9	51	5
Spelling	76.8	49	5	77.0	49	5
Capitalization	78.1	49	5	79.7	52	5
Punctuation	77.4	48	5	80.2	54	5
Usage and Expression	77.2	48	5	78.5	50	5
Language Skills - Total	77.5	50	5	78.9	52	5
Visual Materials	76.7	47	5	78.9	52	5
Reference Materials	77.1	48	5	77.9	50	5
Work-Study Skills - Total	76.9	48	5	78.4	52	5
Mathematics Concepts	79.3	51	5	77.6	47	5
Mathematics Problem Solving	76.8	48	5	75.9	46	5
Mathematics Computation	77.3	48	5	76.3	45	5
Mathematics Skills - Total	77.6	50	5	76.6	48	5
Composite - Complete	77.5	50	5	77.8	51	5

a Percentile ranks are for individuals. Percentile ranks for national values have been interpolated.

b Percentile ranks for state averages have been obtained by rounding average grade equivalents to the nearest whole number and converting them to percentile ranks from a conversion table.

Table 22
COMPARISON OF 1988 NATIONAL NORMS AND 1991 ARIZONA AVERAGES
GRADE SEVEN (GROUP NORMS)

	NATIONAL NORMS			ARIZONA AVERAGES		
	Grade Equivalent	Percentile Rank ^a	Stanine	Grade Equivalent	Percentile Rank ^b	Stanine
Vocabulary	77.2	42	5	74.8	33	4
Reading Comprehension	78.0	43	5	78.9	47	5
Spelling	76.8	44	5	77.0	45	5
Capitalization	78.1	43	5	79.7	50	5
Punctuation	77.4	45	5	80.2	56	5
Usage and Expression	77.2	42	5	78.5	46	5
Language Skills - Total	77.5	41	5	78.9	47	5
Visual Materials	76.7	45	5	78.9	53	5
Reference Materials	77.1	43	5	77.9	47	5
Work-Study Skills - Total	76.9	45	5	78.4	50	5
Mathematics Concepts	79.3	48	5	77.6	41	5
Mathematics Problem Solving	76.8	47	5	75.9	43	5
Mathematics Computation	77.3	45	5	76.3	39	4
Mathematics Skills - Total	77.6	48	5	76.6	43	5
Composite - Complete	77.5	44	5	77.8	45	5

^a Percentile ranks are for group averages. Percentile ranks for national values have been interpolated.

^b Percentile ranks for state averages have been obtained by rounding average grade equivalents to the nearest whole number and converting them to percentile ranks from a conversion table.

Table 23
ANALYSIS BY VARIABLES
GRADE SEVEN

	READING COMPREHENSION			TOTAL LANGUAGE			TOTAL MATHEMATICS		
	Number	%	Grade Equiv. Percentile ^a	Number	%	Grade Equiv. Percentile ^a	Number	%	Grade Equiv. Percentile ^a
Sex									
Male	21,911	50.0	78	21,647	50.0	76	21,746	50.1	77
Female	21,414	48.9	80	21,191	48.9	83	21,204	48.8	77
No Response	482	1.1	73	481	1.1	72	480	1.1	70
Primary Language									
English	36,308	82.9	81	35,934	83.0	80	35,949	82.8	78
Spanish	3,617	8.3	68	3,560	8.2	69	3,582	8.2	69
Spanish exclusively	185	0.4	65	187	0.4	66	187	0.4	67
Navajo	781	1.8	64	776	1.8	66	776	1.8	64
Navajo exclusively	60	0.1	64	60	0.1	60	62	0.1	62
Other	461	1.1	74	458	1.1	77	458	1.1	76
Other exclusively	37	0.1	75	37	0.1	74	37	0.1	76
No Response	2,358	5.4	79	2,307	5.3	78	2,379	5.5	77
Racial/Ethnic									
White	25,658	58.6	83	25,429	58.7	82	25,434	58.6	80
Black	1,660	3.8	71	1,639	3.8	74	1,644	3.8	70
Hispanic	10,281	23.5	72	10,119	23.4	74	10,141	23.4	71
American Indian or Alaskan	3,034	6.9	70	3,012	7.0	71	3,022	7.0	68
Asian or Pacific Islander	690	1.6	85	687	1.6	87	690	1.6	85
No Response	2,484	5.7	79	2,433	5.6	79	2,499	5.8	77

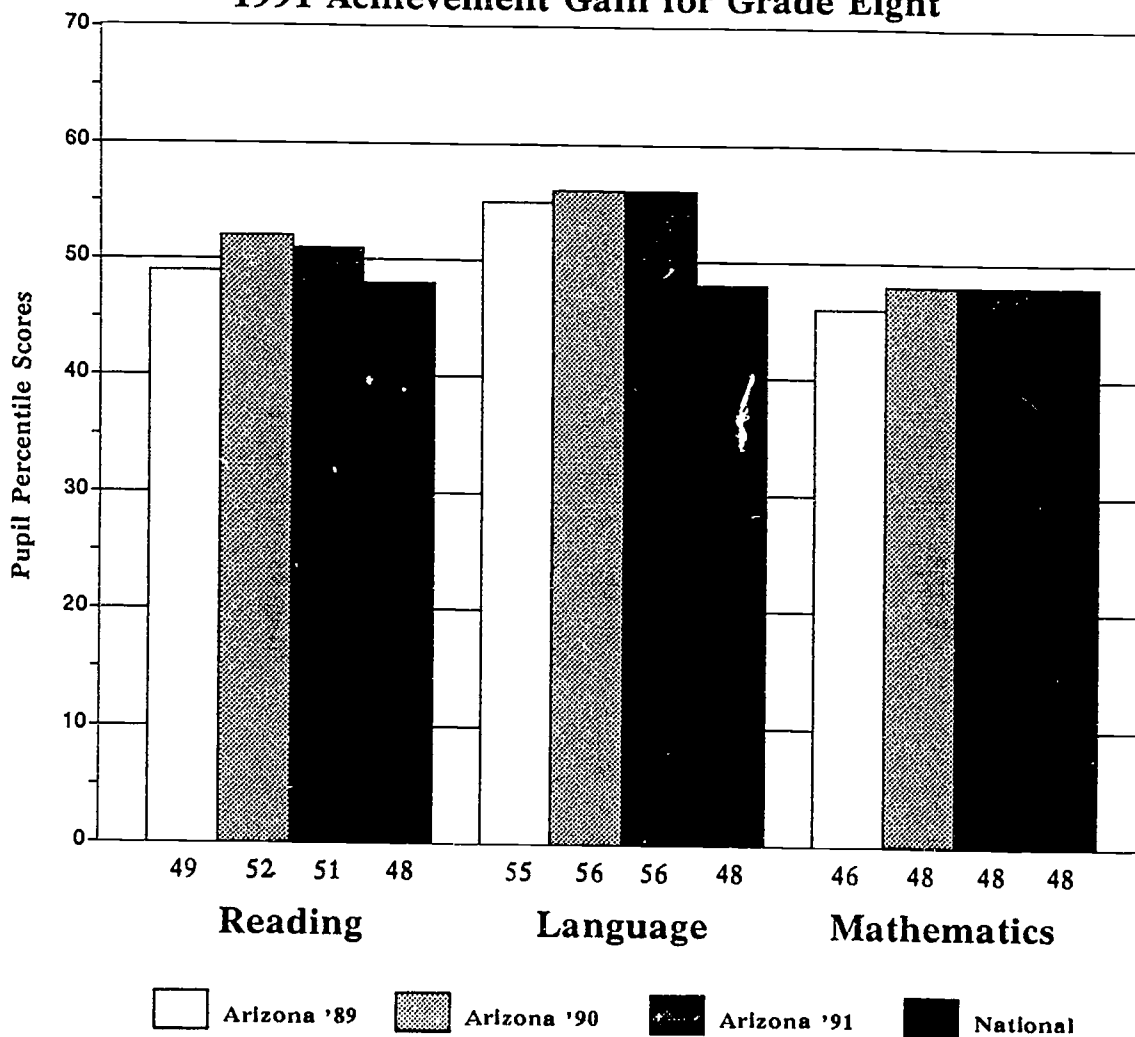
^a Based on individual norms.

GRADE 8

Strengths and Weaknesses. Arizona eighth graders scored above the national average on Reading Comprehension, Spelling, Capitalization, Punctuation, Usage and Expression, Visual Materials, Reference Materials, and Mathematics Problem Solving tests. Average grade equivalents ranged from 84.0 on Vocabulary to 92.7 on Capitalization. National percentile ranks for these averages ranged from 42 to 59, with the median at 50. The average scores were above the national median on Reading Comprehension, Capitalization, Punctuation and Usage and Expression tests.

Achievement Gain. Arizona's 1991 eighth-grade students performed at a the same level as the 1990 eighth graders in the areas of Language and Mathematics. In Reading Comprehension, the percentile rank of the average grade equivalent showed a modest 1-point decline since 1990. These 1991 scores were higher than the national average except for Mathematics, where the average score of 48 was at the national average. These results are shown in Figure 17.

Figure 17.
1991 Achievement Gain for Grade Eight



Achievement Growth. The group of 1991 eighth graders is approximately the same as the group that were in seventh grade in 1990 and in sixth grade in 1989. Comparisons for the 1990 seventh grade and 1991 eighth grade showed an increase of three percentile points in the area of Language. A modest decline of 1 percentile point was observed for Reading Comprehension, while Mathematics remained constant at 48. These comparisons are shown in Figure 18.

Figure 18.
1989, 1990 and 1991 Percentile-Rank Averages for
the 1991 Grade 8 Group

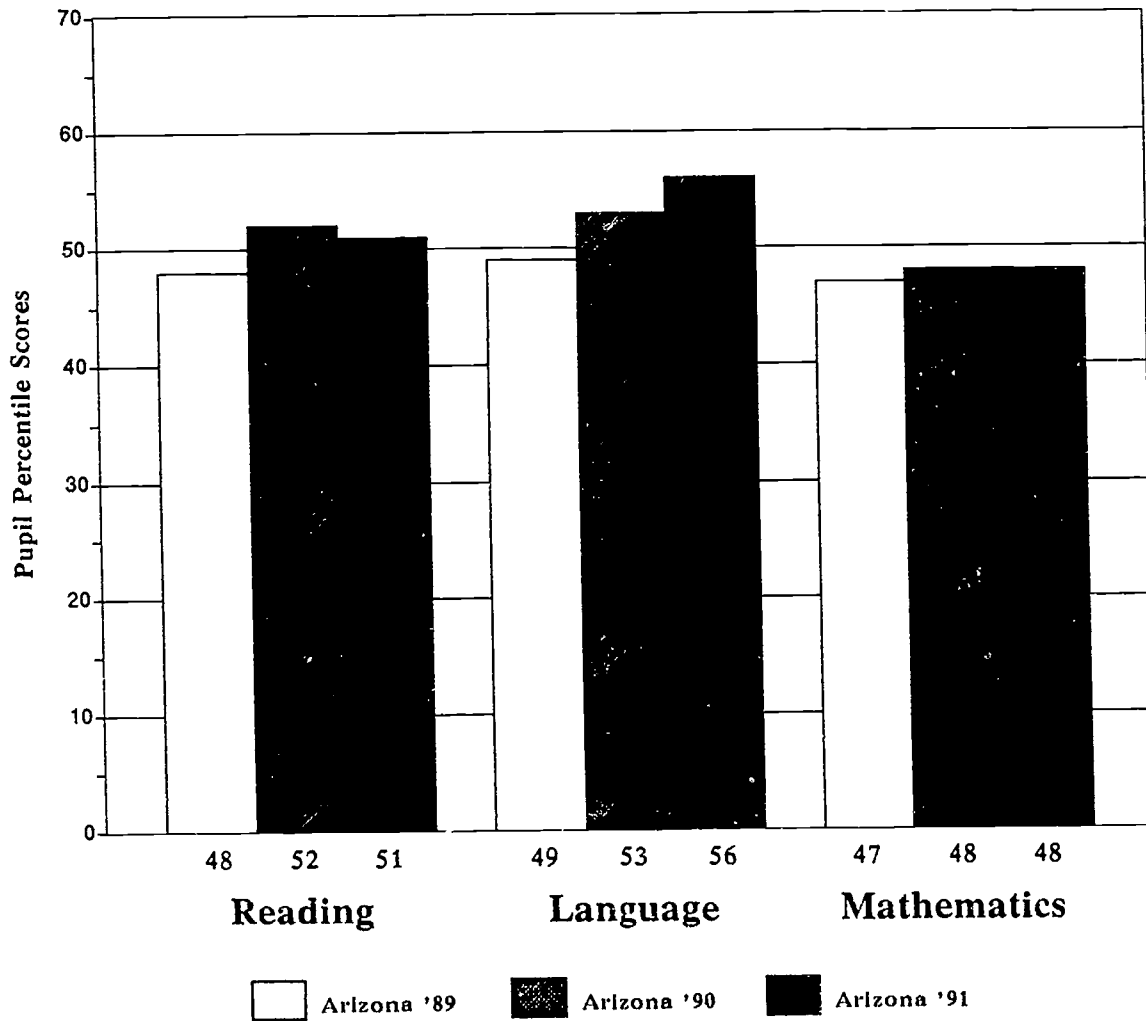


Table 24
COMPARISON OF 1988 NATIONAL NORMS AND 1991 ARIZONA AVERAGES
GRADE EIGHT (INDIVIDUAL NORMS)

	NATIONAL NORMS			ARIZONA AVERAGES		
	Grade Equivalent	Percentile Rank ^a	Stanine	Grade Equivalent	Percentile Rank ^b	Stanine
Vocabulary	86.2	46	5	84.0	42	5
Reading Comprehension	86.6	48	5	88.6	51	5
Spelling	85.1	47	5	86.8	50	5
Capitalization	87.0	48	5	92.7	56	5
Punctuation	85.3	47	5	92.6	59	6
Usage and Expression	86.0	47	5	89.1	51	5
Language Skills - Total	86.0	48	5	90.4	56	5
Visual Materials	85.5	46	5	88.0	50	5
Reference Materials	86.0	47	5	88.0	50	5
Work-Study Skills - Total	85.8	47	5	88.1	51	5
Mathematics Concepts	88.4	49	5	86.9	46	5
Mathematics Problem Solving	85.3	46	5	86.2	47	5
Mathematics Computation	85.1	44	5	84.1	42	5
Mathematics Skills - Total	86.1	48	5	85.8	48	5
Composite - Complete	86.3	49	5	87.7	51	5

^a Percentile ranks are for individuals. Percentile ranks for national values have been interpolated.

^b Percentile ranks for state averages have been obtained by rounding average grade equivalents to the nearest whole number and converting them to percentile ranks from a conversion table.

Table 25
COMPARISON OF 1988 NATIONAL NORMS AND 1991 ARIZONA AVERAGES
GRADE EIGHT (GROUP NORMS)

	NATIONAL NORMS			ARIZONA AVERAGES		
	Grade Equivalent	Percentile Rank ^a	Stanine	Grade Equivalent	Percentile Rank ^b	Stanine
Vocabulary	86.2	42	5	84.0	35	4
Reading Comprehension	86.6	42	5	88.6	49	5
Spelling	85.1	39	5	86.8	46	5
Capitalization	87.0	39	5	92.7	60	6
Punctuation	85.3	39	5	92.6	67	6
Usage and Expression	86.0	40	5	89.1	49	5
Language Skills - Total	86.0	39	5	90.4	56	5
Visual Materials	85.5	44	5	88.0	51	5
Reference Materials	86.0	41	5	88.0	49	5
Work-Study Skills - Total	85.8	42	5	88.1	50	5
Mathematics Concepts	88.4	48	5	86.9	42	5
Mathematics Problem Solving	85.3	45	5	86.2	49	5
Mathematics Computation	85.1	44	5	84.1	36	4
Mathematics Skills - Total	86.1	45	5	85.8	44	5
Composite - Complete	86.3	41	5	87.7	48	5

^a Percentile ranks are for group averages. Percentile ranks for national values have been interpolated.

^b Percentile ranks for state averages have been obtained by rounding average grade equivalents to the nearest whole number and converting them to percentile ranks from a conversion table.



Table 26
ANALYSIS BY VARIABLES
GRADE EIGHT

	READING COMPREHENSION			TOTAL LANGUAGE			TOTAL MATHEMATICS		
	Number	%	Grade Equiv. titled ^a	Number	%	Grade Equiv. titled ^a	Number	%	Grade Equiv. titled ^a
Sex									
Male	20,794	49.2	88	20,605	49.3	87	20,657	49.3	86
Female	20,820	49.3	90	20,593	49.3	94	20,619	49.2	86
No Response	625	1.5	82	611	1.5	84	617	1.5	81
Primary Language									
English	35,347	83.7	90	35,001	83.7	92	35,000	83.5	87
Spanish	3,464	8.2	75	3,428	8.2	78	3,481	8.3	77
Spanish exclusively	171	0.4	74	175	0.4	77	172	0.4	79
Navajo	616	1.5	69	616	1.5	76	616	1.5	72
Navajo exclusively	61	0.1	67	62	0.1	72	62	0.1	72
Other	442	1.0	81	436	1.0	86	438	1.0	85
Other exclusively	23	0.1	81	24	0.1	79	22	0.1	84
No Response	2,115	5.0	89	2,067	4.9	90	2,102	5.0	87
Racial/Ethnic									
White	24,855	58.8	93	24,660	59.0	94	24,631	58.8	89
Black	1,519	3.6	81	1,486	3.6	86	1,502	3.6	80
Hispanic	10,077	23.9	80	9,948	23.8	84	10,006	23.9	80
American Indian or Alaskan	2,745	6.5	76	2,721	6.5	81	2,727	6.5	77
Asian or Pacific Islander	721	1.7	95	721	1.7	99	718	1.7	94
No Response	2,322	5.5	89	2,273	5.4	91	2,309	5.5	87

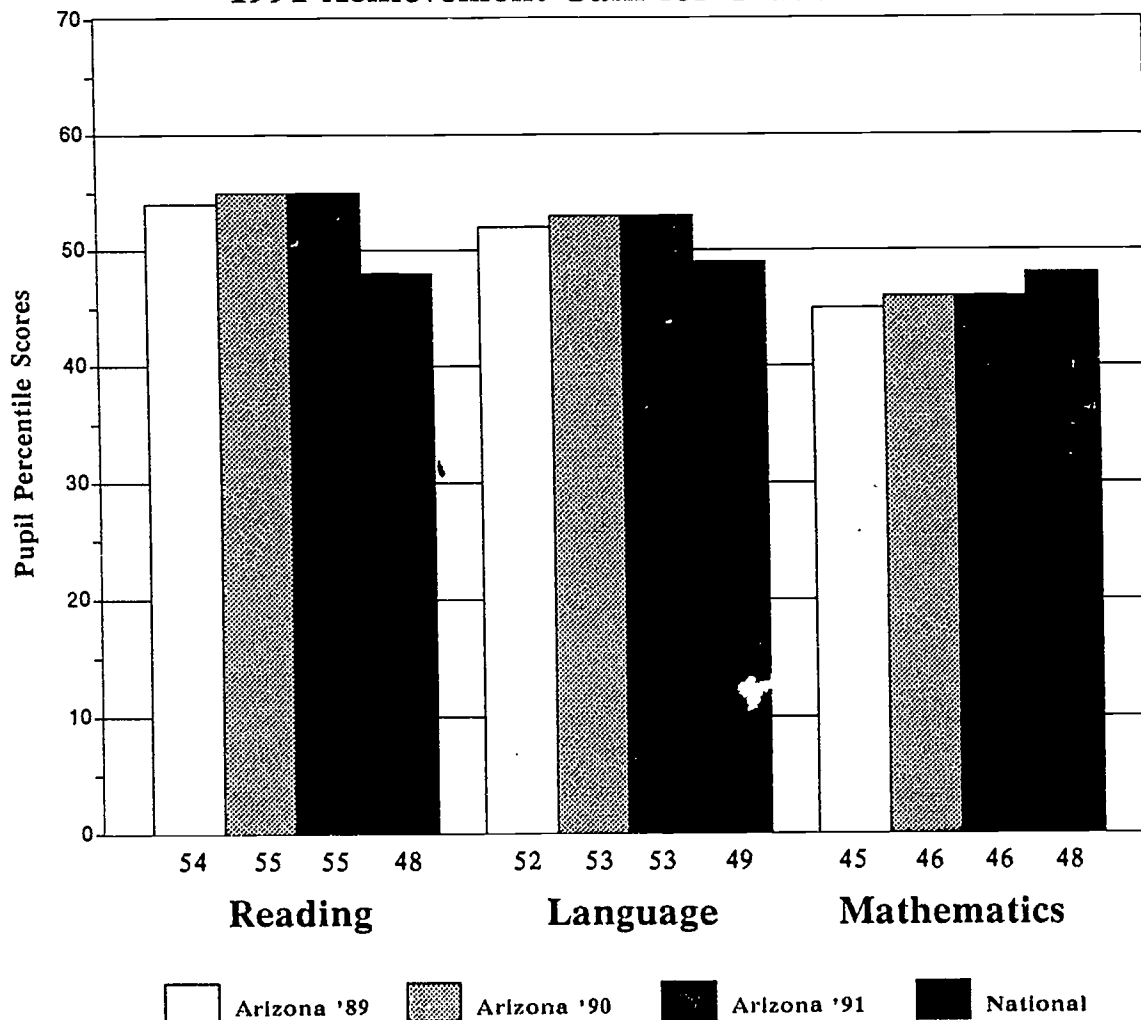
^a Based on individual norms.

GRADE 9

Strengths and Weaknesses. As a group, Arizona ninth graders scored above the national average on the Reading Comprehension and Written Expression tests. Average grade-equivalent scores ranged from 102.3 on Using Sources of Information to 108.7 on Reading Comprehension. The national percentile ranks for average scores ranged from 46 to 55, with the median at 50. The ninth-grade group scored above the national median on Reading Comprehension and Written Expression.

Achievement Gain. The 1991 ninth grade performed exactly the same as the 1990 ninth-grade group in all three areas as shown in Figure 19. They performed above the national average in Reading Comprehension and Language, and below the national average in Mathematics.

Figure 19.
1991 Achievement Gain for Grade Nine



Achievement Growth. The 1991 group of ninth graders is basically the same as the group that was in eighth grade in 1990 and seventh grade in 1989. Comparisons for the 1991 eighth grade showed an increase of three percentile points in the area of Reading Comprehension. Declines of 3 and 2 percentile points were observed in Language and Mathematics, respectively. These results are shown in Figure 20.

Figure 20.
1989, 1990 and 1991 Percentile-Rank Averages for
the 1991 Grade 9 Group

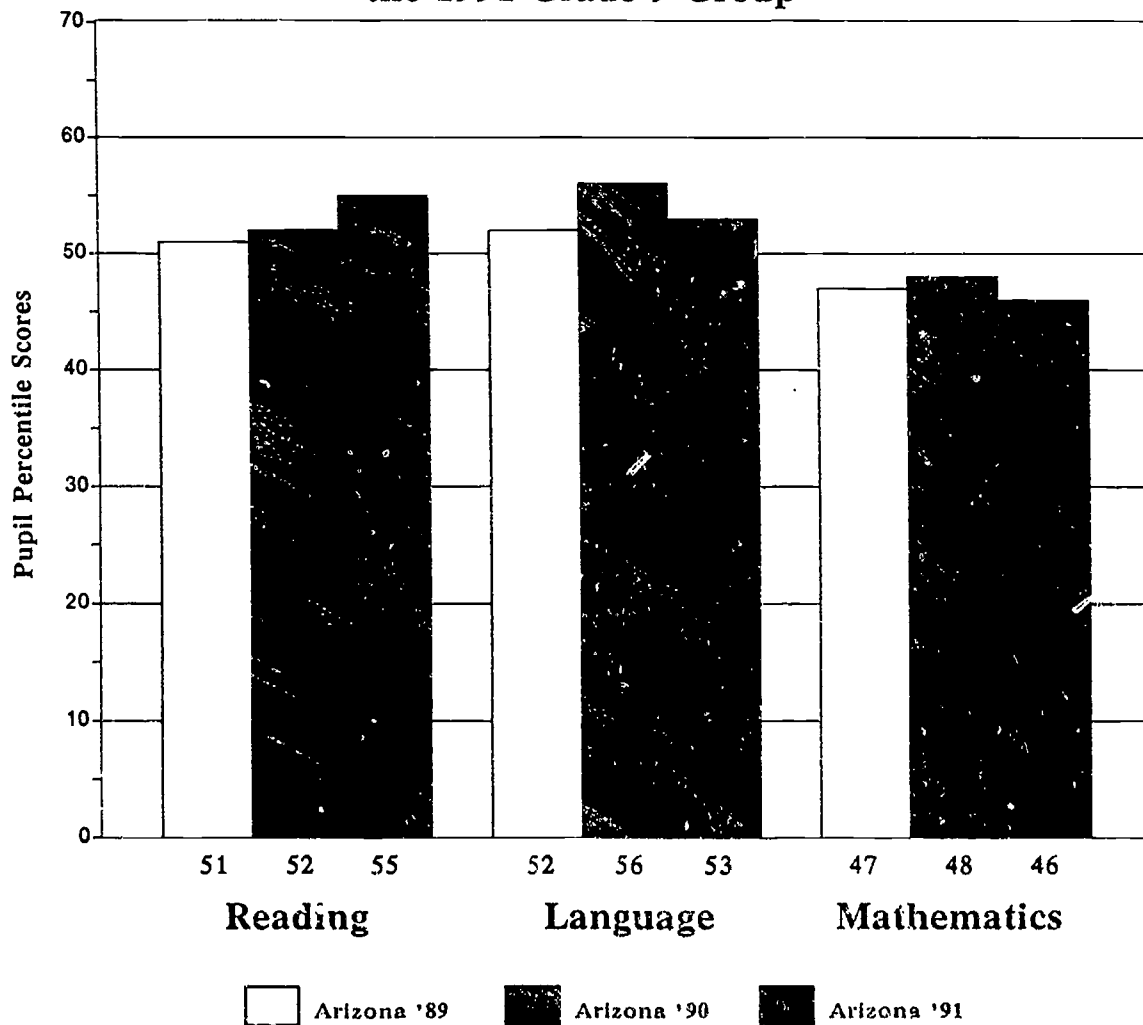


Table 27
COMPARISON OF 1988 NATIONAL NORMS AND 1991 ARIZONA AVERAGES
GRADE NINE (INDIVIDUAL NORMS)

	NATIONAL NORMS ^a			ARIZONA AVERAGES ^a		
	Grade Equivalent	Percentile Rank ^b	Stanine ^b	Grade Equivalent	Percentile Rank ^b	Stanine ^b
Reading Comprehension	103.1	48	5	108.7	55	5
Mathematics	105.1	48	5	103.8	46	5
Written Expression	100.6	49	5	103.6	53	5
Using Sources of Information	103.6	49	5	102.3	49	5
Composite - Basic	102.9	48	5	105.6	51	5

a Derived from mean scaled score.

b Based on individual norms.

Table 28
COMPARISON OF 1988 NATIONAL NORMS AND 1991 ARIZONA AVERAGES
GRADE NINE (GROUP NORMS)

	NATIONAL NORMS ^a			ARIZONA AVERAGES ^a		
	Grade Equivalent	Percentile Rank ^b	Stanine ^b	Grade Equivalent	Percentile Rank ^b	Stanine ^b
Reading Comprehension	103.1	45	5	108.7	58	5
Mathematics	105.1	47	5	103.8	43	5
Written Expression	100.6	47	5	103.6	56	5
Using Sources of Information	103.6	47	5	102.3	46	5
Composite - Basic	102.9	42	5	105.6	47	5

a Derived from mean scaled score.

b Based on group norms.

Table 29
ANALYSIS BY VARIABLES
GRADE NINE

	READING			LANGUAGE			MATHEMATICS		
	Number	%	Grade Equiv. Percentile ^a	Number	%	Grade Equiv. Percentile ^a	Number	%	Grade Equiv. Percentile ^a
Sex									
Male	19,618	49.7	106	19,598	49.7	98	19,640	49.7	105
Female	19,112	48.5	113	19,098	48.5	110	19,129	48.4	103
No Response	713	1.8	93	721	1.8	92	715	1.8	90
Primary Language									
English	33,104	83.9	113	33,050	83.8	107	33,112	83.9	107
Spanish	3,046	7.7	82	3,054	7.7	85	3,052	7.7	85
Spanish exclusively	141	0.4	73	139	0.4	74	140	0.4	82
Navajo	601	1.5	74	603	1.5	80	599	1.5	81
Navajo exclusively	40	0.1	74	40	0.1	80	40	0.1	80
Other	342	0.9	98	347	0.9	98	344	0.9	106
Other exclusively	74	0.2	80	69	0.2	84	70	0.2	82
No Response	2,095	5.3	99	2,115	5.4	96	2,127	5.4	97
Racial/Ethnic									
White	23,314	59.1	119	23,294	59.1	111	23,320	59.1	112
Black	1,393	3.5	94	1,391	3.5	93	1,393	3.5	89
Hispanic	9,140	23.2	93	9,130	23.2	92	9,155	23.2	90
American Indian or Alaskan	2,647	6.7	86	2,643	6.7	87	2,642	6.7	86
Asian or Pacific Islander	714	1.8	119	713	1.8	116	713	1.8	121
No Response	2,235	5.7	101	2,246	5.7	97	2,261	5.7	98

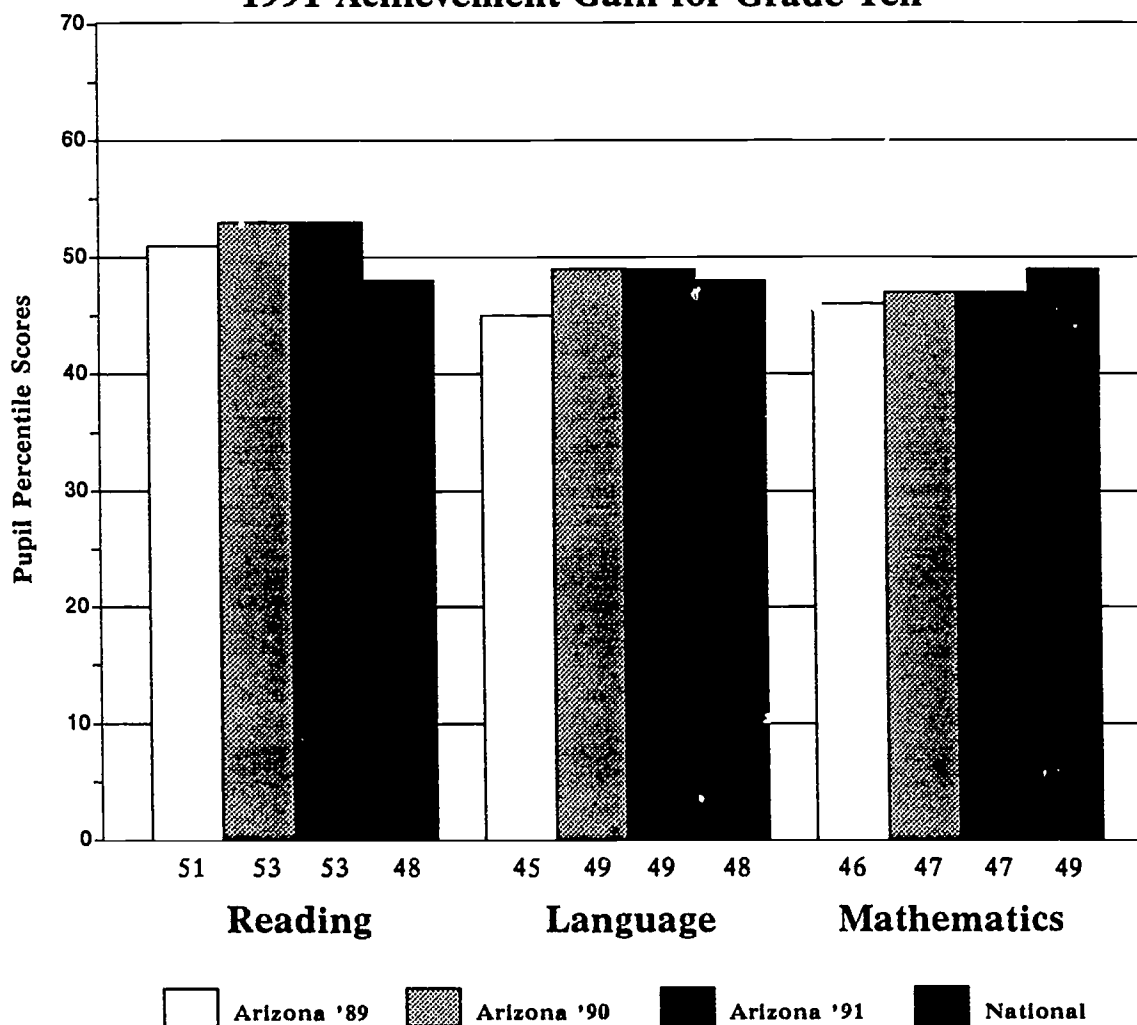
^a Based on individual norms.

GRADE 10

Strengths and Weaknesses. The group of Arizona tenth graders scored above the national average on Reading Comprehension, Written Expression and Using Sources of Information tests. Average grade-equivalent scores ranged from 108.4 on Written Expression to 116.2 on Reading Comprehension. National percentile ranks for averages ranged from 47 to 53, with the median at 50. The average scores on the Reading Comprehension and Using Sources of Information tests were above the national median.

Achievement Gain. The 1991 tenth-grade group performed exactly the same as the 1990 tenth-grade group in all three areas as shown in Figure 21. Scores in all three areas have improved since 1989. Scores for both Reading Comprehension and Language were higher than the national average.

Figure 21.
1991 Achievement Gain for Grade Ten



Achievement Growth. The group of 1990 tenth graders is approximately the same as the group that were in the ninth grade in 1990 and eighth grade in 1989. Comparisons for the 1990 ninth-grade and 1991 tenth-grade groups showed a modest increase of 1 percentile point in the area of Mathematics. Declines of 2 and 4 percentile points were observed in Reading Comprehension and Language, respectively. These data are shown in Figure 22.

**Figure 22.
1989, 1990 and 1991 Percentile-Rank Averages for
the 1991 Grade 10 Group**

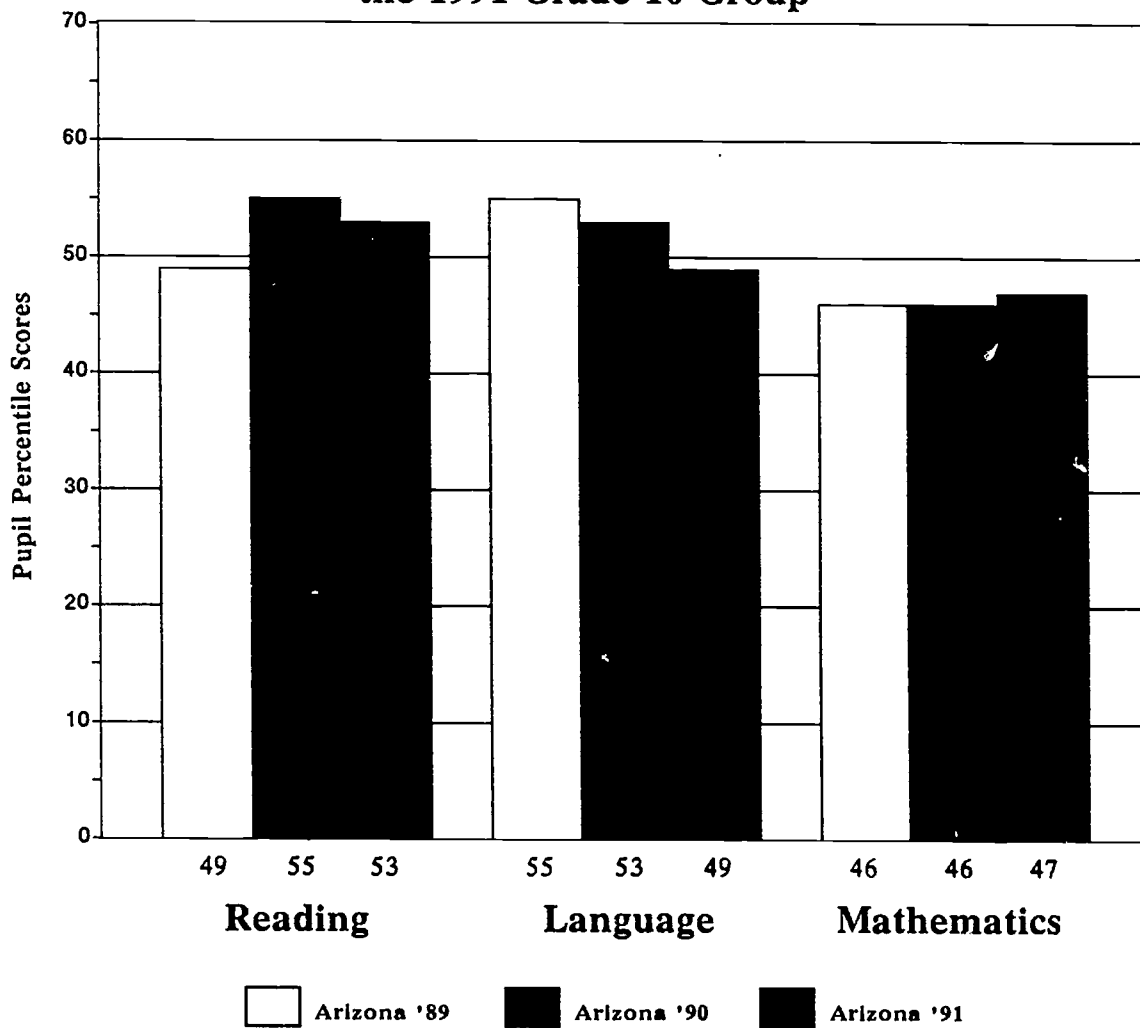


Table 30
COMPARISON OF 1988 NATIONAL NORMS AND 1991 ARIZONA AVERAGES
GRADE TEN (INDIVIDUAL NORMS)

	NATIONAL NORMS ^a			ARIZONA AVERAGES ^a		
	Grade Equivalent	Percentile Rank ^b	Stanine ^b	Grade Equivalent	Percentile Rank ^b	Stanine ^b
Reading Comprehension	112.3	48	5	116.2	53	5
Mathematics	113.5	49	5	113.0	47	5
Written Expression	108.2	48	5	108.4	49	5
Using Sources of Information	114.7	50	5	115.5	51	5
Composite - Basic	111.7	50	5	114.7	52	5

a Derived from mean scaled score.

b Based on individual norms.

Table 31
COMPARISON OF 1988 NATIONAL NORMS AND 1991 ARIZONA AVERAGES
GRADE TEN (GROUP NORMS)

	NATIONAL NORMS ^a			ARIZONA AVERAGES ^a		
	Grade Equivalent	Percentile Rank ^b	Stanine ^b	Grade Equivalent	Percentile Rank ^b	Stanine ^b
Reading Comprehension	112.3	44	5	116.2	53	5
Mathematics	113.5	48	5	113.0	45	5
Written Expression	108.2	46	5	108.4	47	5
Using Sources of Information	114.7	50	5	115.5	52	5
Composite - Basic	111.7	43	5	114.7	47	5

a Derived from mean scaled score.

b Based on group norms.

Table 32
ANALYSIS BY VARIABLES
GRADE TEN

	READING			LANGUAGE			MATHEMATICS		
	Number	%	Grade Equiv. Percentile ^a	Number	%	Grade Equiv. Percentile ^a	Number	%	Grade Equiv. Percentile ^a
Sex									
Male	17,593	49.7	114	17,618	49.7	103	17,639	49.7	116
Female	17,248	48.7	119	17,234	48.6	115	17,254	48.6	111
No Response	569	1.6	99	580	1.6	94	577	1.6	95
Primary Language									
English	29,402	83.0	120	29,429	83.1	111	29,438	83.0	116
Spanish	2,819	8.0	90	2,805	7.9	89	2,819	7.9	91
Spanish exclusively	138	0.4	80	139	0.4	78	139	0.4	87
Navajo	492	1.4	80	495	1.4	85	492	1.4	90
Navajo exclusively	60	0.2	95	58	0.2	93	59	0.2	102
Other	364	1.0	100	357	1.0	99	364	1.0	118
Other exclusively	61	0.2	89	62	0.2	88	60	0.2	99
No Response	2,074	5.9	110	2,087	5.9	103	2,099	5.9	110
Racial/Ethnic									
White	20,908	59.0	126	20,911	59.0	116	20,909	58.9	122
Black	1,232	3.5	100	1,236	3.5	96	1,242	3.5	94
Hispanic	8,067	22.8	101	8,067	22.8	97	8,092	22.8	98
American Indian or Alaskan	2,197	6.2	93	2,201	6.2	92	2,197	6.2	95
Asian or Pacific Islander	740	2.1	120	734	2.1	115	738	2.1	130
No Response	2,266	6.4	112	2,263	6.4	105	2,292	6.5	110

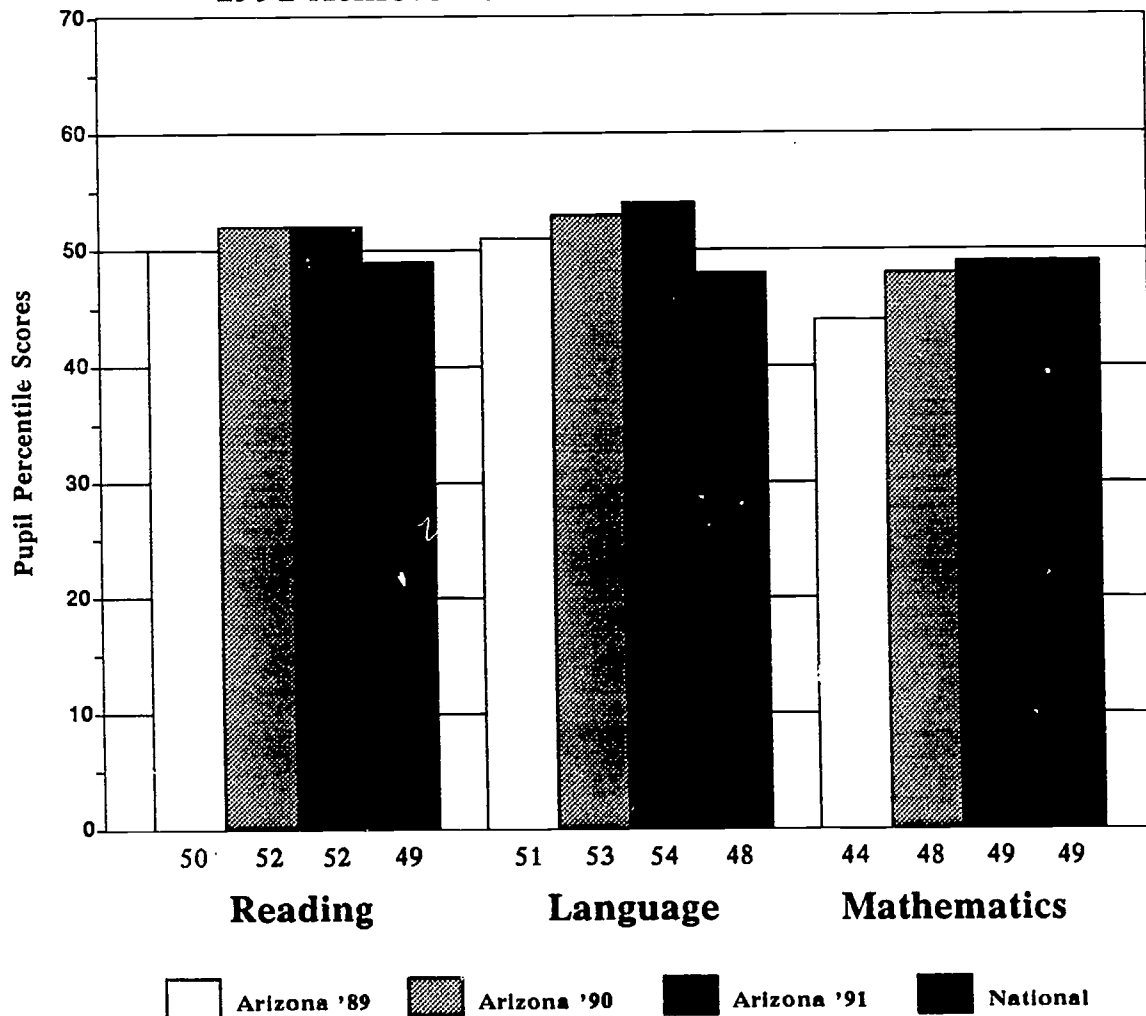
^a Based on individual norms.

GRADE 11

Strengths and Weaknesses. The group of Arizona eleventh graders scored above the national average on Reading Comprehension, Mathematics, Written Expression and Using Sources of Information tests. Average grade-equivalent scores ranged from 119.0 on Written Expression to 125.9 on Using Sources of Information. National percentile ranks for average scores ranged from 49 to 54 with a median of 52. The eleventh graders exceeded the national median on Reading Comprehension, Written Expression and Using Sources of Information.

Achievement Gain. The 1991 eleventh-grade group achieved modest gains over the 1990 eleventh-grade group in the areas of Language and Mathematics. Gains of 1 percentile point were reported for both of these areas, while performance on Reading Comprehension remained constant from 1990. These 1991 scores were higher than the national average except for Mathematics, where the average score of 49 was at the national average.

**Figure 23.
1991 Achievement Gain for Grade Eleven**



Achievement Growth. The 1991 eleventh-grade group is approximately the same as the 1990 tenth-grade group and 1989 ninth-grade group. This group showed growth in the areas of Language and Mathematics, as shown in Figure 24. The greatest improvement was observed for Language, where an increase of 5 percentile points was recorded. A smaller increase of 2 percentile points was observed for Mathematics while Reading Comprehension declined a modest 1 percentile point.

Figure 24.
1989, 1990 and 1991 Percentile-Rank Averages for
the 1991 Grade 11 Group

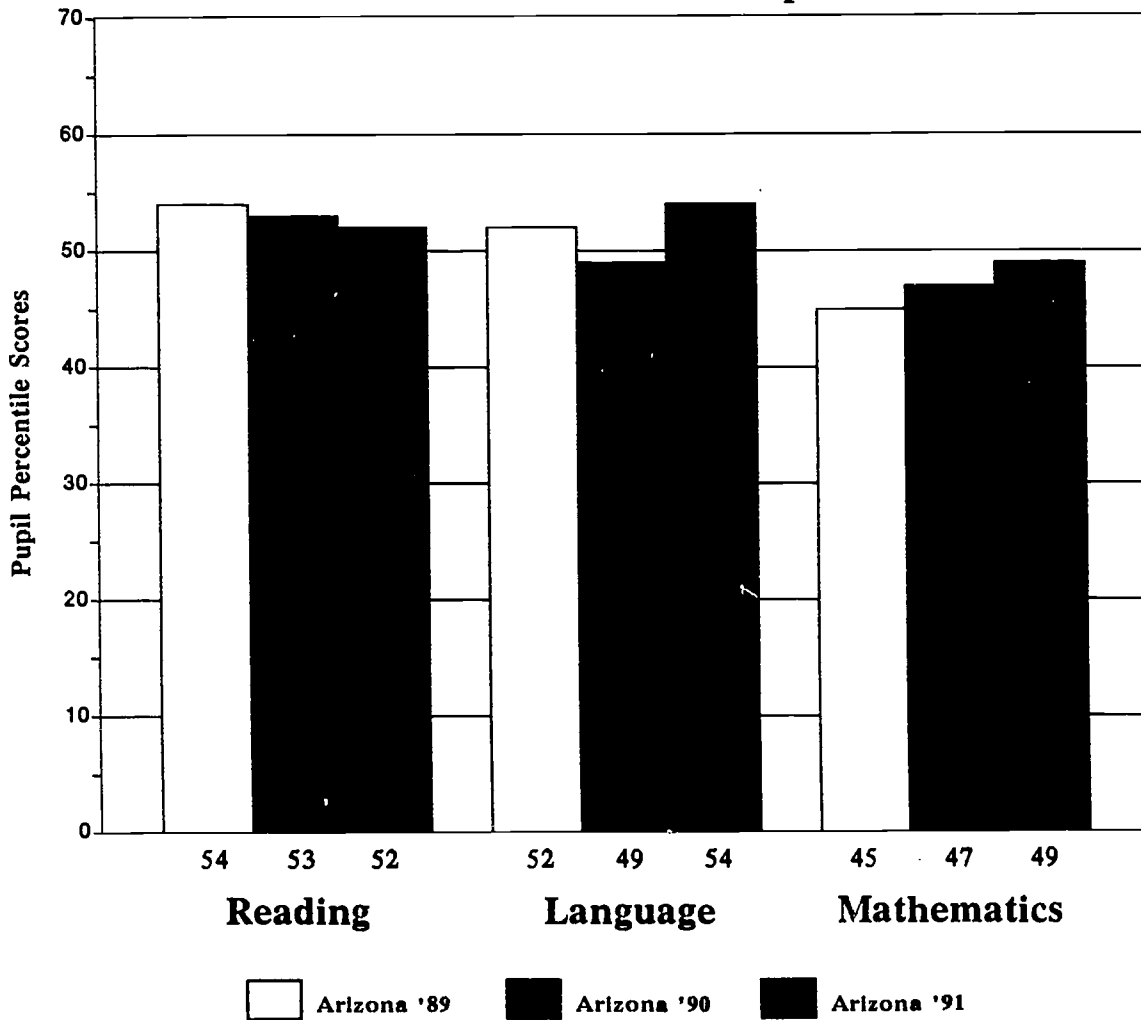


Table 33
COMPARISON OF 1988 NATIONAL NORMS AND 1991 ARIZONA AVERAGES
GRADE ELEVEN (INDIVIDUAL NORMS)

	NATIONAL NORMS ^a			ARIZONA AVERAGES ^a		
	Grade Equivalent	Percentile Rank ^b	Stanine ^b	Grade Equivalent	Percentile Rank ^b	Stanine ^b
Reading Comprehension	120.0	49	5	123.0	52	5
Mathematics	119.1	49	5	119.5	49	5
Written Expression	114.3	48	5	119.0	54	5
Using Sources of Information	122.1	49	5	125.9	52	5
Composite - Basic	119.3	49	5	123.5	52	5

^a Derived from mean scaled score.

^b Based on individual norms.

Table 34
COMPARISON OF 1988 NATIONAL NORMS AND 1991 ARIZONA AVERAGES
GRADE ELEVEN (GROUP NORMS)

	NATIONAL NORMS ^a			ARIZONA AVERAGES ^a		
	Grade Equivalent	Percentile Rank ^b	Stanine ^b	Grade Equivalent	Percentile Rank ^b	Stanine ^b
Reading Comprehension	120.0	40	5	123.0	48	5
Mathematics	119.1	44	5	119.5	43	5
Written Expression	114.3	43	5	119.0	57	5
Using Sources of Information	122.1	44	5	125.9	52	5
Composite - Basic	119.3	42	5	123.5	49	5

^a Derived from mean scaled score.

^b Based on group norms.

Table 35
ANALYSIS BY VARIABLES
GRADE ELEVEN.

	READING			LANGUAGE			MATHEMATICS		
	Number	%	Grade Equiv. Percentile ^a	Number	%	Grade Equiv. Percentile ^a	Number	%	Grade Equiv. Percentile ^a
Sex									
Male	15,029	49.4	122	15,006	49.4	114	15,023	49.4	122
Female	14,944	49.1	125	14,936	49.2	125	14,963	49.2	118
No Response	436	1.4	102	442	1.5	101	435	1.4	101
Primary Language									
English	25,342	83.3	127	25,315	83.3	122	25,348	83.3	122
Spanish	2,162	7.1	94	2,157	7.1	100	2,161	7.1	97
Spanish exclusively	98	0.3	90	96	0.3	99	97	0.3	104
Navajo	456	1.5	84	457	1.5	97	457	1.5	95
Navajo exclusively	42	0.1	88	42	0.1	95	42	0.1	97
Other	385	1.3	102	383	1.3	108	385	1.3	125
Other exclusively	50	0.2	96	49	0.2	107	50	0.2	111
No Response	1,874	6.2	116	1,885	6.2	114	1,881	6.2	114
Racial/Ethnic									
White	18,261	60.1	133	18,244	60.0	126	18,268	60.1	128
Black	1,018	3.3	103	1,017	3.3	106	1,024	3.4	100
Hispanic	6,468	21.3	106	6,451	21.2	107	6,461	21.2	103
American Indian or Alaskan	1,910	6.3	96	1,916	6.3	103	1,914	6.3	100
Asian or Pacific Islander	691	2.3	127	688	2.3	126	686	2.3	141
No Response	2,061	6.8	119	2,068	6.8	116	2,068	6.8	117

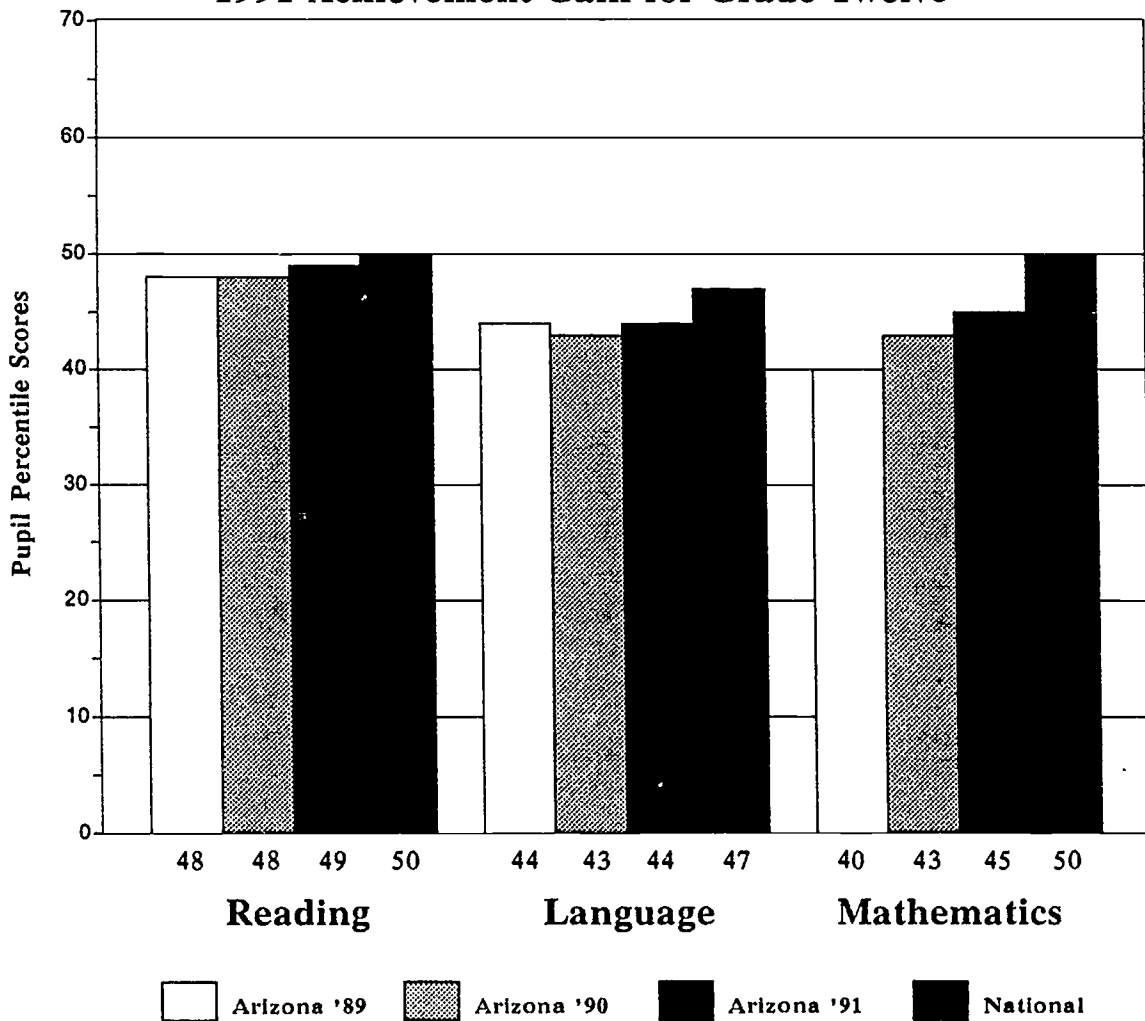
^a Based on individual norms.

GRADE 12

Strengths and Weaknesses. The scores for grade 12 were based on a representative sample of twelfth graders. Average scores for none of the four administered tests exceeded the national average. Average grade-equivalent scores ranged from 116.2 on Written Expression to 126.0 on Reading Comprehension. The national percentile ranks of average scores ranged from 44 to 49, with a median of 46. None of the average scores was above the national median.

Achievement Gain. The 1991 twelfth-grade group achieved modest gains over the 1990 twelfth grade group in all three of the areas measured. Gains of 1 percentile point were reported for both Reading Comprehension and Language, while an increase of 2 percentile points was observed for Mathematics. The averages for all three areas remain below the national average.

Figure 25.
1991 Achievement Gain for Grade Twelve



Achievement Growth. While the average scores obtained for 1989 tenth graders and 1990 eleventh graders were based on census testing and those for grade 12 were based on a weighted representative sample, two-year growth comparisons may be made for the current twelfth-grade group. All three areas showed evidence of decline. Figure 26 shows a substantial 9-point decrease in the percentile rank of the average score for Language, while Reading Comprehension and Mathematics showed a more modest decline, decreasing by 3 percentile points each.

Figure 26.
1989, 1990 and 1991 Percentile-Rank Averages for
the 1991 Grade 12 Group

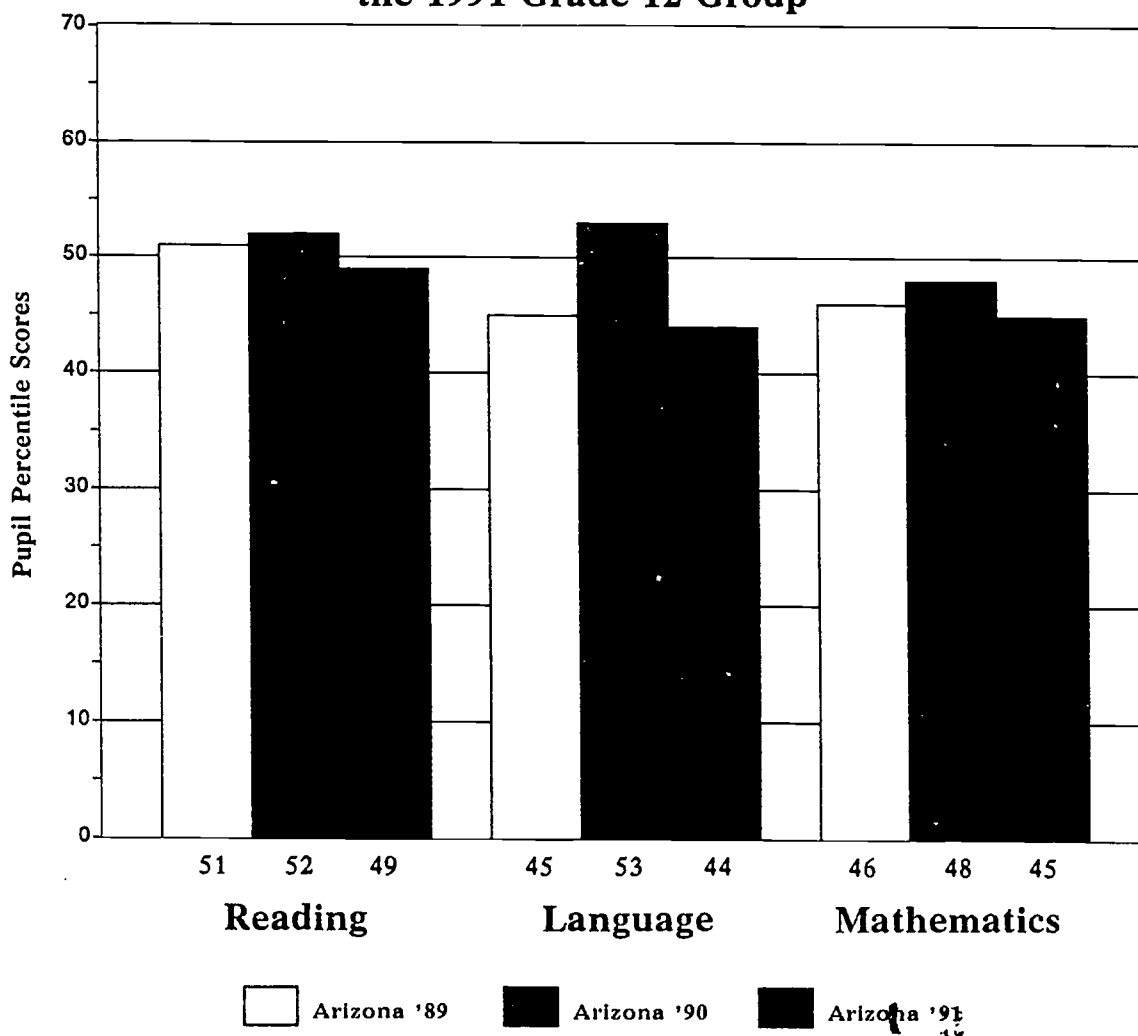


Table 36
COMPARISON OF 1988 NATIONAL NORMS AND 1991 ARIZONA AVERAGES
GRADE TWELVE (INDIVIDUAL NORMS)

	NATIONAL NORMS ^a			ARIZONA AVERAGES ^a		
	Grade Equivalent	Percentile Rank ^b	StanIneb	Grade Equivalent	Percentile Rank ^b	StanIneb
Reading Comprehension	126.9	50	5	126.0	49	5
Mathematics	124.2	50	5	120.2	45	5
Written Expression	119.5	47	5	116.2	44	5
Using Sources of Information	128.9	49	5	125.4	46	5
Composite - Basic	126.0	49	5	123.3	45	5

a Derived from mean scaled score.

b Based on individual norms.

Table 37
COMPARISON OF 1988 NATIONAL NORMS AND 1991 ARIZONA AVERAGES
GRADE TWELVE (GROUP NORMS)

	NATIONAL NORMS ^a			ARIZONA AVERAGES ^a		
	Grade Equivalent	Percentile Rank ^b	Stanine ^b	Grade Equivalent	Percentile Rank ^b	Stanine ^b
Reading Comprehension	126.9	38	4	126.0	37	4
Mathematics	124.2	39	4	120.2	31	4
Written Expression	119.5	42	5	116.2	30	4
Using Sources of Information	128.9	39	4	125.4	32	4
Composite - Basic	126.0	41	5	123.3	33	4

^a Derived from mean scaled score.

^b Based on group norms.

GENERAL SUMMARY OF FINDINGS

Arizona pupils collectively scored in the average range in Reading, Language, and Mathematics across all twelve grades. In general, they performed at about the same level of achievement as average pupils in grades 1 through 12 across the nation, based on 1987-88 national norms.

Strengths and Weaknesses. Arizona reading scores exceeded national means in grades 7-11. Language scores matched or exceeded national means in grades 2, 5, and 7-11. The Arizona mean for Mathematics exceeded the national mean in grades 2 and 11. Hence, Arizona 1991 mean student scores exceeded national means in 14 (39%) of the 36 grade level/subject area scores evaluated. This is unchanged from 1990, and represents an increase from 11 (31%) in 1989. Average stanine scores in all three areas were well within the average range of 4-6 across all 12 grades.

Achievement Gains. National percentile ranks of 1991 average scores in Reading Comprehension, Language, and Mathematics in each of grades 1-12 were compared with those obtained in 1989 and 1990. As can be seen from Table 38, 1991 scores tend to show more gains for the two-year period than for the one-year period. Since 1989, modest gains were made in 24 (67%) of the 36 areas measured (three subject areas across twelve grades). Gains were made in Mathematics in 10 of the 12 grades. In Reading and Language, gains were made in 8 and 6 grades, respectively. Comparisons with 1990 scores show increases in only 5 (14%) of the 36 scores. Scores remained at identical levels in seven grades for each of the three subject areas.

Table 38
Achievement Gains in Reading, Language, and Mathematics
Scores in Grades 1-12 1989-1991 and 1990-1991

	<u>Reading</u>	<u>Language</u>	<u>Mathematics</u>	<u>Total</u>
1989-1991				
No. of Increases	8	6	10	24
No. of No Change	2	5	0	7
No. of Decreases	2	1	2	5
	12	12	12	36
1990-1991				
No. of Increases	1	2	2	5
No. of No Change	7	7	7	21
No. of Decreases	4	3	3	10
	12	12	12	36

Achievement Growth. Achievement growth comparisons were made from all three subject areas in each of grades 2-12. These 33 comparisons were made by comparing average percentile rank scores for 1991 grade groups with those obtained by approximately the same groups when they were in the previous grade-level groups in 1990 and 1989. For the 1990-1991 comparisons, growth in Reading Comprehension scores was observed for the 1991 groups in grades 2, 4, 5, 7, and 9. Language scores showed growth for the 1991 groups in grades 5, 6, 8, and 11. Mathematics growth was obtained for the 1991 groups in grades 2, 5, 6, 10, and 11. Comparisons of scores in 1989 and 1991 show that the 1991 groups in grades 3 and 5-10 have obtained growth in Reading Comprehension, the groups in grades 6-9 and 11 have registered growth in Language, and the groups in grades 5-8, 10, and 11 have shown growth in Mathematics. Of the 33 possible one-year comparisons across subject areas and grade levels, 14 (42%) showed growth, 2 (6%) remained the same, and 17 (52%) showed some decline. For the 30 possible two-year comparisons, 18 (60%) showed growth, 1 (3%) remained the same, and 11 (37%) showed decline.

Gender. Average Reading scores for females were higher than those for males at all grade levels. The differences ranged from one month at grades 2 and 3 to 7 months at grade 9. The median difference was 2 months. A similar pattern was observed for Language, except that the differences were larger and tended to be greater at higher grade levels. The differences ranged from 3 months in grade 2 to 12 months in grades 10 and 11. The median difference was 6.5 months. In Mathematics, males scored as high or higher than females in all grades except 4-6. The differences were as high as 5 months in grade 11.

Racial/Ethnic. The racial/ethnic classifications used were White, Black, Hispanic, American Indian/Alaskan Native and Asian/Pacific Islander. The White group comprised approximately 60.5% of the total number of pupils tested; the Black group accounted for approximately 3.8% of the total; the Hispanic group approximately 22.8%; the American Indian/Alaskan Native group approximately 6.7% and the Asian/Pacific Islander approximately 1.7% of Arizona pupils tested. No racial/ethnic background was indicated for approximately 4.5% of the pupils tested.

The White and Asian/Pacific Islander groups scored at or above the national average across all grade levels. The White group scored as high or higher than the Asian/Pacific Islander group in Reading Comprehension at all but grades 7 and 8. The Asian/Pacific Islander group scored as well or better than the White group at all grade levels in Language, except for grade 10, and at all grade levels in Mathematics.

The Black, Hispanic, and American Indian/Alaskan Native Groups scored below the national average in all subject areas at all grade levels except for Language in grade 8, where the Black group scored at the national average. The Black group tended to score slightly higher than the Hispanic group in Reading, except in grades 10 and 11, and both these groups scored higher than the American Indian/Alaskan Native group. The Black group tended to score slightly higher than the other two groups in Language, while the Hispanic group tended to outperform the other two groups in Mathematics.

In summary, the data in this report show:

- Arizona Pupils scored in the average stanine range in all subject areas at all grade levels.
- Reading performance was above the national average in grades 7-11.
- Reading performance tended to remain the same or decline since 1990, but comparisons with 1989 scores show gains in 8 of the 12 grades tested.
- Grade groups at grades 2, 4, 5, 7, and 9 scored as well or better in Reading than they did in 1990 when they were in the preceding grades. Grade groups at grades 3 and 5-11 showed growth over the two-year period since 1989.
- Language performance was at or above the national average in grades 2, and 7-11.
- Language performance was as high or higher in 1991 than in 1990 at every grade level except in grades 1, 2, and 7. Since 1989, performance has been as high or higher at all but grade 2.
- The 1991 groups in grades 5, 7, 8, and 11 performed at a higher average level in Language than they did in 1990 when enrolled in the preceding grades. Since 1989, groups in grades 6-9 and 11 in 1991 have shown growth in Language achievement.
- Average scores in Mathematics were above the national average in grades 2 and 11, and below the national average in all other grades.
- Mathematics performance changed very little since 1990. Since 1989, however, Mathematics performance has increased in every grade except for grades 1 and 2..
- Growth over 1990 percentile ranks of average scores in Mathematics was achieved in 1991 for the groups in grades 2, 5, 6, 10, and 11. The groups currently in grades 5-8, 10 and 11 have increased their performance since 1989.
- Females tended to outscore males in Reading and Language. Males tended to score somewhat higher than females in Mathematics.
- The White and Asian/Pacific Islander groups scored at or above the national averages for Reading Comprehension, Language, and Mathematics at all grade levels. The Black, Hispanic, and American Indian/Alaskan Native groups tended to score below the national average.

Appendix to the Statewide Report

For

Arizona Pupil Achievement Testing

June 1991

U. S. DEPARTMENT OF EDUCATION
Office of Educational Research and Improvement
EDUCATIONAL RESOURCES INFORMATION
CENTER (ERIC)


- This document has been reproduced as received from the person or organization originating it.
- Minor changes have been made to improve reproduction quality.

- Points of view or opinions stated in this document do not necessarily represent official ERIC position or policy.

"PERMISSION TO REPRODUCE THIS MATERIAL HAS BEEN GRANTED BY

LINDA EDGINGTON

TO THE EDUCATIONAL RESOURCES INFORMATION CENTER (ERIC)."



Arizona Department of Education
C. Diane Bishop, Superintendent

1535 West Jefferson
Phoenix, Arizona 85007

Appendix to the Statewide Report
For
Arizona Pupil Achievement Testing

June 1991

Arizona Department of Education
C. Diane Bishop, Superintendent

1535 West Jefferson
Phoenix, Arizona 85007

CONTENTS

Appendix A	1991 Percentile Ranks* for Individuals for Reading on the Iowa Tests of Basic Skills (Grades 1-8) and the Tests of Achievement and Proficiency (Grades 9-12)	1A-47A Reading
Appendix B	1991 Percentile Ranks* for Individuals for Language on the Iowa Tests of Basic Skills (Grades 1-8) and the Tests of Achievement and Proficiency (Grades 9-12)	1B-47B Language
Appendix C	1991 Percentile Ranks* for individuals for Mathematics on the Iowa Tests of Basic Skills (Grades 1-8) and the Tests of Achievement and Proficiency (Grades 9-12)	1C-47C Mathematics

* Percentile ranks (PR) for individuals are developed from the distribution of individual pupils scores. On the ITBS, PRs for individuals are derived from the mean Grade Equivalent (GE). On the TAP, the PRs for individuals are derived from the mean Developmental Standard Score (DSS).

The subjects or reading, language and mathematics for the **1991 Arizona Pupil Achievement Program** are composed of the following subtests:

Grades/Test	Series	Subject Areas	Subtests
Grades 1-8	ITBS	Reading	Reading Comprehension (R)*
		Language	Spelling (L-1) Capitalization (L-2) Punctuation (L-3) Usage and Expression (L-4)
		Mathematics	Mathematics Concepts (M-1) Mathematics Problem Solving (M-2) Mathematics Computation (M-3)
Grades 9-12	TAP	Reading Language Mathematics	Reading Comprehension Written Expression Mathematics

* The reading tests at grades 1 and 2 are composed of Pictures (R-1), Sentences (R-2) and Stories (R-3), but only one reading score is given on the reports. Separate scores are given for all other subtests at all levels (e.g., L-1, L-2, M-3, etc.).

Appendix A

1991 Percentile Ranks for Individuals for Reading on the

- Iowa Tests of Basic Skills (Grades 1 - 8)
- Tests of Achievement and Proficiency (Grades 9 - 12)



ARIZONA PUPIL ACHIEVEMENT TESTING

READING NATIONAL INDIVIDUAL PERCENTILE RANK APRIL 1991

COUNTY DISTRICT SCHOOL	GRADE											
	ONE	TWO	THREE	FOUR	FIVE	SIX	SEVEN	EIGHT	NINE	TEN	ELEVEN	TWELVE
NATIONAL	54	53	52	52	52	50	50	48	48	48	49	50
STATEWIDE	43	47	45	48	50	49	51	51	55	53	52	49
APACHE		24	27	30	32	32	36	34	29	30	29	
ALPINE ELEM DISTRICT		40	55	70	20	73	61	65				
ALPINE SCHOOL		40	55	70	20	73	61	65				
CHINLE UNIFIED DISTR		15	18	25	24	23	28	29	19	19	21	
CHINLE ELEMENTARY				25	26	23	28	29	19	19	21	
CHINLE HIGH SCHOOL		16	18	27	19	27	28	29				
CHINLE JUNIOR H. S.		16	20	27	19	27	28	29				
CHINLE PRIMARY		11	16	24	22	23	26	30				
MANY FARMS SCHOOL		48	59	36	54	47	62	48				
TSAILLE SCHOOL		48	59	36	54	47	62	48				
CONCHO ELEM DISTRICT		15	19	21	23	25	30	24	20	22	23	
CONCHO SCHOOL				21	23	25	30	24	20	22	23	
GANADO UNIFIED DISTR				21	23	25	30	24	20	22	23	
GANADO HIGH SCHOOL		15	19	21	23	25	30	24	20	22	23	
GANADO INTERMEDIATE				21	23	25	30	24	20	22	23	
GANADO MIDDLE SCHOOL				21	23	25	30	24	20	22	23	
GANADO PRIMARY				21	23	25	30	24	20	22	23	
M McNARY ELEM DISTRICT		12	14	27	31	17	37	20	14	17	16	
M McNARY SCHOOL		12	14	27	31	17	37	20	14	17	16	
RED MESA UNIFIED DIS		9	9	12	15	15	23	20	14	17	16	
RED MESA HIGH SCHOOL		10	7	13	16	17	24	24	14	17	16	
RED MESA SCHOOL		7	12	9	13	10	18	8	14	17	16	
ROUND ROCK SCHOOL				61	55	60	54	56	61	58	55	
ROUND VALLEY UNIFIED		57	59	61	55	60	54	56	61	58	55	
ROUND VALLEY H. S.				61	55	60	54	56	61	58	55	



ARIZONA PUPIL ACHIEVEMENT TESTING

READING NATIONAL INDIVIDUAL PERCENTILE RANK APRIL 1991

COUNTY	DISTRICT	SCHOOL	GRADE														
			ONE	TWO	THREE	FOUR	FIVE	SIX	SEVEN	EIGHT	NINE	TEN	ELEVEN	TWELVE			
NATIONAL			54	53	52	52	52	52	50	50	48	48	48	48	48	49	50
STATEWIDE			43	47	45	48	50	49	51	51	51	51	51	51	51	52	49
		ROUND VALLEY INTER															
		ROUND VALLEY MIDDLE															
		ROUND VALLEY PRIMARY															
		SANDERS UNIFIED DIST															
		SANDERS ELEMENTARY															
		SANDERS JUNIOR HIGH															
		VALLEY HIGH SCHOOL															
		ST JOHNS UNIFIED DIS															
		CORONADO ELEMENTARY															
		ST JOHNS HIGH SCHOOL															
		ST JOHNS MIDDLE															
		VERNON ELEMENTARY DI															
		VERNON SCHOOL															
		WINDOM ROCK UNIFIED															
		FT DEFIANCE SCHOOL															
		TSO HO TSO MIDDLE															
		WINDOM ROCK H. S.															
		WINDOM ROCK SCHOOL															

128

127



ARIZONA PUPIL ACHIEVEMENT TESTING

READING NATIONAL INDIVIDUAL PERCENTILE RANK APRIL 1991

COUNTY	DISTRICT	SCHOOL	GRADE													
			ONE	TWO	THREE	FOUR	FIVE	SIX	SEVEN	EIGHT	NINE	TEN	ELEVEN	TWELVE		
NATIONAL			54	53	52	52	52	52	52	52	50	48	48	48	49	50
STATEWIDE			63	47	45	48	48	48	48	49	51	51	51	51	52	49
COCHISE				40	40	46	46	48	49	49	51	52	54	53	56	
	APACHE ELEM DISTRICT			67	52			60								
	APACHE SCHOOL			67	52			60								
	ASH CREEK ELEM DISTR			37	26	73	73	44	67	43	56					
	ASH CREEK SCHOOL			37	26	73	73	44	67	43	56					
	BENSON ELEM DISTRICT			56	49	46	46	41	47	53	56					
	BENSON MIDDLE SCHOOL			56	49	46	46	41	47	53	56					
	BENSON PRIMARY															
	BENSON UNION HIGH SC															
	BENSON UNION H. S.															
	BISBEE UNIFIED															
	BISBEE UNIFIED DISTR			30	37	46	46	44	53	45	47					
	BISBEE HIGH SCHOOL															
	GREENWAY SCHOOL			30	37	46	46	44	53	45	47					
	LOWELL SCHOOL															
	BOWIE UNIFIED DISTRI			16	26	24	24	39	26	61	59					
	BOWIE HIGH SCHOOL															
	BOWIE SCHOOL			16	26	24	24	39	26	61	59					
	COCHISE ELEM DISTRIC			60	66	64	64	57	63	43	68					
	COCHISE SCHOOL			60	66	64	64	57	63	43	68					
	DOUBLE ADOBE ELEM DI			45	46	65	65	55	70	43	68					
	DOUBLE ADOBE SCHOOL			45	46	65	65	55	70	43	68					



ARIZONA PUPIL ACHIEVEMENT TESTING

READING NATIONAL INDIVIDUAL PERCENTILE RANK APRIL 1991

COUNTY	DISTRICT	SCHOOL	GRADE															
			ONE	TWO	THREE	FOUR	FIVE	SIX	SEVEN	EIGHT	NINE	TEN	ELEVEN	TWELVE				
NATIONAL			54	53	52	52	52	52	52	52	50	50	48	48	48	48	49	50
STATEWIDE			43	47	45	48	50	50	49	49	49	51	51	51	55	53	52	49
	DOUGLAS UNIFIED DIST		30	30	25	27	35	35	33	41	40	42	42	46	47	47	47	47
	A AVENUE SCHOOL		27	27	26	26	29	29	26	29	29	29	29	29	29	29	29	29
	CLAWSON SCHOOL		21	21	21	28	31	31	26	34	34	34	34	34	34	34	34	34
	DOUGLAS HIGH SCHOOL		21	21	14	25	27	27	26	27	27	27	27	27	27	27	27	27
	DOUGLAS JUNIOR HIGH		44	44	29	28	29	29	29	29	29	29	29	29	29	29	29	29
	FIFTEENTH STREET		28	28	26	29	29	29	29	29	29	29	29	29	29	29	29	29
	JOE CARLSON SCHOOL		17	17	15	21	27	27	40	47	47	47	47	47	47	47	47	47
	PAUL H. HUBER JHS		52	52	38	31	47	47	40	47	47	47	47	47	47	47	47	47
	SARAH MARLEY SCHOOL		29	29	33	39	49	49	41	47	47	47	47	47	47	47	47	47
	STEVENSON SCHOOL		29	29	33	39	49	49	41	47	47	47	47	47	47	47	47	47
	ELFRIDA ELEM DISTRICT		29	29	33	39	49	49	41	47	47	47	47	47	47	47	47	47
	ELFRIDA SCHOOL		29	29	33	39	49	49	41	47	47	47	47	47	47	47	47	47
	FT HUACHUCA ACCOM SC		43	43	42	48	50	50	51	54	54	54	54	54	54	54	54	54
	COLONEL JOHNSTON		43	43	42	48	50	50	51	54	54	54	54	54	54	54	54	54
	COLONEL SMITH MIDDLE		53	53	38	48	50	50	51	54	54	54	54	54	54	54	54	54
	GENERAL MYER SCHOOL		53	53	38	48	50	50	51	54	54	54	54	54	54	54	54	54
	MCNEAL ELEM DISTRICT		53	53	38	48	50	50	51	54	54	54	54	54	54	54	54	54
	MCNEAL SCHOOL		53	53	38	48	50	50	51	54	54	54	54	54	54	54	54	54
	NACO ELEM DISTRICT		17	17	29	30	32	32	32	50	50	50	50	50	50	50	50	50
	NACO SCHOOL		17	17	29	30	32	32	32	50	50	50	50	50	50	50	50	50
	PALOMINAS ELEM DISTRICT		48	48	52	61	57	57	60	59	61	61	61	61	61	61	61	61
	PALOMINAS SCHOOL		49	49	51	61	57	57	60	59	61	61	61	61	61	61	61	61
	CORONADO SCHOOL		47	47	53	61	57	57	60	59	61	61	61	61	61	61	61	61
	PALOMINAS SCHOOL		29	29	45	25	54	54	53	60	60	60	60	60	60	60	60	60
	PEARCE ELEM DISTRICT		29	29	45	25	54	54	53	60	60	60	60	60	60	60	60	60
	PEARCE SCHOOL		29	29	45	25	54	54	53	60	60	60	60	60	60	60	60	60



ARIZONA PUPIL ACHIEVEMENT TESTING

READING NATIONAL INDIVIDUAL PERCENTILE RANK APRIL 1991

COUNTY	DISTRICT	SCHOOL	GRADE																	
			ONE	TWO	THREE	FOUR	FIVE	SIX	SEVEN	EIGHT	NINE	TEN	ELEVEN	TWELVE						
NATIONAL STATEWIDE			54	53	52	52	52	52	50	50	50	48	48	48	48	48	48	49	49	50
		POMERENE ELEM DISTRI	43	47	45	48	50	50	49	51	51	51	51	55	55	53	52	52	52	49
		POMERENE SCHOOL		31	44	55	63	63	52	64	64	56	56	72	72	39	65	65	65	50
		SAN SIMON UNIFIED DI		31	44	55	63	63	52	64	64	56	56	72	72	39	65	65	65	50
		SAN SIMON H. S.		41	45	48	38	38	52	69	69	66	66	72	72	39	65	65	65	50
		SAN SIMON SCHOOL		41	45	48	38	38	52	69	69	66	66	72	72	39	65	65	65	50
		SIERRA VISTA UNIFIED		45	47	53	58	58	58	55	55	56	56	61	61	63	64	64	64	64
		BELLA VISTA SCHOOL		40	50	59	59	53	61	61	61	61	61	61	61	63	64	64	64	64
		BUENA HIGH SCHOOL		45	41	37	46	46	39	39	39	46	46	61	61	63	64	64	64	64
		CARMICHAEL SCHOOL		48	48	59	59	66	66	66	66	66	66	61	61	63	64	64	64	64
		HUACHUCA MOUNTAIN		43	49	50	50	54	55	55	55	56	56	61	61	63	64	64	64	64
		PUEBLO DEL SOL		54	51	62	62	60	61	61	61	56	56	61	61	63	64	64	64	64
		SIERRA VISTA MIDDLE		41	39	53	53	64	59	59	59	64	64	61	61	63	64	64	64	64
		TOWN AND COUNTRY		61	73	73	57	49	63	63	63	70	70	62	62	65	65	65	65	60
		VILLAGE MEADOWS		61	73	73	57	49	63	63	63	70	70	62	62	65	65	65	65	60
		ST DAVID UNIFIED DIS		61	73	73	57	49	63	63	63	70	70	62	62	65	65	65	65	60
		ST DAVID HIGH SCHOOL		61	73	73	57	49	63	63	63	70	70	62	62	65	65	65	65	60
		ST DAVID SCHOOL		61	73	73	57	49	63	63	63	70	70	62	62	65	65	65	65	60
		TOMBSTONE UNIFIED DI		39	43	43	52	50	45	48	48	48	48	59	59	54	54	54	54	50
		HUACHUCA CITY SCHOOL		39	38	38	46	46	44	44	46	46	43	43	43	54	54	54	54	50
		TOMBSTONE HIGH		39	38	38	46	46	44	44	46	46	43	43	43	54	54	54	54	50
		WALTER J MEYER		39	38	38	46	46	44	44	46	46	43	43	43	54	54	54	54	50
		VALLEY UNION H.S.		39	58	58	65	60	47	56	56	62	62	59	59	54	54	54	54	50
		VALLEY UNION H. S.		39	58	58	65	60	47	56	56	62	62	59	59	54	54	54	54	50
		MILLCOX UNIFIED DIST		41	45	45	48	51	54	56	56	57	57	55	55	48	48	48	48	60
		MILLCOX ELEMENTARY		41	45	45	48	51	54	56	56	57	57	55	55	48	48	48	48	60
		MILLCOX HIGH SCHOOL		41	45	45	48	51	54	56	56	57	57	55	55	48	48	48	48	60



ARIZONA PUPIL ACHIEVEMENT TESTING

READING NATIONAL INDIVIDUAL PERCENTILE RANK APRIL 1991

COUNTY	DISTRICT	SCHOOL	GRADE															
			ONE	TWO	THREE	FOUR	FIVE	SIX	SEVEN	EIGHT	NINE	TEN	ELEVEN	TWELVE				
NATIONAL			54	53	52	52	52	52	52	50	50	50	48	48	48	48	49	50
STATEWIDE			43	47	45	48	50	50	49	49	51	51	51	51	55	53	52	49
COCONINO				49	45	52	54	54	54	54	53	50	50	53	53	50	50	50
		FLAGSTAFF UNIFIED DI		54	53	58	58	58	58	60	56	53	53	61	61	55	55	55
		CHARLES M SECHRIST		72	63	68	68	68	66	66	68	68	68	66	66	66	66	66
		COCONINO HIGH SCHOOL		54	49	57	57	57	55	55	53	51	51	57	50	54	54	54
		CROMER ELEMENTARY		56	61	56	56	67	61	61	61	67	67	61	57	53	53	53
		EAST FLAGSTAFF JHS		49	52	64	64	56	59	59	61	59	59	61	61	61	61	61
		EVA MARSHALL SCHOOL		70	63	68	68	66	70	70	68	66	66	66	66	66	66	66
		FLAGSTAFF HIGH		37	25	34	34	33	42	42	36	32	32	36	36	36	36	36
		FLAGSTAFF JHS		51	52	58	58	56	52	47	52	52	52	52	52	52	52	52
		JOHN Q THOMAS SCHOOL		68	60	63	63	64	64	71	64	64	64	64	64	64	64	64
		KNOLES ELEMENTARY		36	48	48	48	54	48	65	54	56	56	65	65	65	65	65
		LEUPP SCHOOL		62	69	64	64	60	68	68	64	67	67	67	67	67	67	67
		LURA KINSEY SCHOOL		30	56	43	43	48	56	56	43	48	48	56	56	56	56	56
		MANUEL DENIGUEL		56	41	58	58	60	63	63	63	63	63	63	63	63	63	63
		NEIL V CHRISTENSEN		34	37	30	30	36	41	41	36	36	36	41	41	41	41	41
		SEDONA SCHOOL		55	58	47	47	57	59	59	53	49	49	59	58	57	57	57
		SINAGUA HIGH SCHOOL		57	58	47	47	57	59	59	53	49	49	59	58	57	57	57
		SOUTH BEAVER SCHOOL		39	62	62	62	62	62	62	62	62	62	62	62	62	62	62
		THOMAS R MEITZEL		56	40	52	52	69	57	57	61	63	63	51	49	48	48	48
		W F KILLIP SCHOOL		66	39	61	61	61	81	81	81	81	81	81	81	81	81	81
		FREDONIA/MOCCASIN UN		66	39	61	61	61	81	81	81	81	81	81	81	81	81	81
		ELEMENTARY SCHOOL		56	40	52	52	69	57	57	61	63	63	51	49	48	48	48
		HIGH SCHOOL		66	39	61	61	61	81	81	81	81	81	81	81	81	81	81
		MOCCASIN SCHOOL		66	39	61	61	61	81	81	81	81	81	81	81	81	81	81
		GRAND CANYON UNIFIED		56	40	52	52	69	57	57	61	63	63	51	49	48	48	48
		GRAND CANYON H. S.		66	39	61	61	61	81	81	81	81	81	81	81	81	81	81
		GRAND CANYON SCHOOL		66	39	61	61	61	81	81	81	81	81	81	81	81	81	81
		MAINE CONSOLIDATED E		66	39	61	61	61	81	81	81	81	81	81	81	81	81	81
		MAINE CONSOLIDATED S		66	39	61	61	61	81	81	81	81	81	81	81	81	81	81

ARIZONA PUPIL ACHIEVEMENT TESTING

READING NATIONAL INDIVIDUAL PERCENTILE RANK APRIL 1991



COUNTY	DISTRICT	SCHOOL	GRADE														
			ONE	TWO	THREE	FOUR	FIVE	SIX	SEVEN	EIGHT	NINE	TEN	ELEVEN	TWELVE			
NATIONAL			54	53	52	52	52	52	50	50	48	48	48	48	48	49	50
STATEWIDE			43	47	45	48	50	50	49	51	51	51	51	51	52	52	49
	PAGE UNIFIED DISTRICT		35	30	30	41	50	49	49	51	48	48	48	37	43	45	
	DESERT VIEW ELEM		32	33	33	42	50	49	51	48	48	48	48	37	43	45	
	LAKE VIEW ELEMENTARY		37	28	28	41	51	49	51	51	51	51	51	37	43	45	
	PAGE HIGH SCHOOL																
	PAGE MIDDLE SCHOOL																
	TUBA CITY UNIFIED DI		41	26	26	31	36	31	31	36	36	36	36	35	31	34	
	CAMERON PRIMARY		64	29	29	31	36	31	31	36	36	36	36	35	31	34	
	EAGLE'S NEST MID		13	35	35	31	36	31	31	36	36	36	36	35	31	34	
	GAP/BODEWAY PRIMARY																
	TUBA CITY H. S.																
	TUBA CITY JUNIOR H S		39	25	25	31	36	31	31	36	36	36	36	35	31	34	
	TUBA CITY PRIMARY																
	WILLIAMS UNIFIED DIS		54	57	57	53	53	53	58	59	50	50	50	56	59	46	
	WILLIAMS ELEMENTARY		54	57	57	53	53	53	58	59	50	50	50	56	59	46	
	WILLIAMS HIGH SCHOOL																



ARIZONA PUPIL ACHIEVEMENT TESTING

READING NATIONAL INDIVIDUAL PERCENTILE RANK APRIL 1991

COUNTY	DISTRICT	SCHOOL	GRADE																
			ONE	TWO	THREE	FOUR	FIVE	SIX	SEVEN	EIGHT	NINE	TEN	ELEVEN	TWELVE					
NATIONAL			54	53	52	52	52	52	52	50	50	50	48	48	48	48	49	49	50
STATEWIDE			43	47	45	48	48	48	48	49	49	49	51	51	55	53	52	52	49
GILA				45	40	43	43	45	45	44	47	47	45	45	50	51	47	47	49
		GLOBE UNIFIED DISTRI		55	53	49	49	45	45	46	56	56	51	53	53	46	41	41	41
		COPPER RIM ELEM		55	53	49	49	45	45	46	56	56	51	53	53	46	41	41	41
		EAST GLOBE SCHOOL																	
		GLOBE HIGH SCHOOL																	
		GLOBE JR. H. S.																	
		HAYDEN WINKELMAN UNI		35	26	33	33	35	35	29	41	41	29	39	39	45	26	26	26
		HAYDEN HIGH SCHOOL																	
		LEONOR HAMBLY JHS																	
		WINKELMAN INTERRED		35	26	33	33	35	35	29	41	41	29	39	39	45	26	26	26
		WINKELMAN PRIMARY																	
		MIAMI UNIFIED DISTRI		53	42	47	47	48	48	46	45	45	43	48	48	46	47	47	47
		BULLION PLAZA SCHOOL																	
		CENTRAL HEIGHTS		64	49	46	46	46	48	46	45	45	43	48	48	46	47	47	47
		INSPIRATION ADDITION		39	33	37	37	37	37	37	37	37	37	37	37	37	37	37	37
		LAS LOHAS SCHOOL		57	45	58	58	58	58	58	58	58	58	58	58	58	58	58	58
		LEE KORNEGAY JHS																	
		MIAMI HIGH SCHOOL																	
		MIAMI UNIFIED DISTRI		53	46	52	52	53	53	57	52	52	56	54	54	58	62	62	62
		PAYSON UNIFIED DISTRI																	
		JULIA RANDALL SCHOOL		49	46	47	47	46	46	52	52	52	56	54	54	58	62	62	62
		PAYSON ELEMENTARY		56	46	59	59	59	59	60	60	60	60	60	60	60	60	60	60
		PAYSON HIGH SCHOOL																	
		PAYSON JUNIOR H. S.																	
		PINE ELEM DISTRICT		64	56	49	49	57	57	57	53	53	54	54	54	58	62	62	62
		PINE SCHOOL																	
		SAN CARLOS UNIFIED		21	19	21	21	20	20	22	29	29	27	27	27	27	27	27	27
		RICE ELEMENTARY		21	19	21	21	20	20	22	29	29	27	27	27	27	27	27	27



ARIZONA PUPIL ACHIEVEMENT TESTING

READING NATIONAL INDIVIDUAL PERCENTILE RANK

APRIL 1991

COUNTY	DISTRICT	SCHOOL	GRADE														
			ONE	TWO	THREE	FOUR	FIVE	SIX	SEVEN	EIGHT	NINE	TEN	ELEVEN	TWELVE			
NATIONAL			54	53	52	52	52	52	52	50	50	50	48	48	48	49	50
STATEWIDE			43	47	45	48	50	50	49	49	51	51	51	51	53	52	49
GRAHAM																	
		BONITA ELEM DISTRICT															
		BONITA SCHOOL															
		FT THOMAS UNIFIED DI															
		FT THOMAS ELEMENTARY															
		FT THOMAS H. S.															
		PIMA UNIFIED DISTRICT															
		PIMA ELEMENTARY															
		PIMA HIGH SCHOOL															
		SAFFORD UNIFIED DIST															
		DOROTHY STINSON ELEM															
		LAFE NELSON SCHOOL															
		SAFFORD HIGH SCHOOL															
		SAFFORD MIDDLE															
		SOLOMONVILLE ELEM DI															
		SOLOMONVILLE SCHOOL															
		THATCHER UNIFIED DIS															
		JACK DALEY PRIMARY															
		THATCHER ELEMENTARY															
		THATCHER HIGH SCHOOL															
		THATCHER MIDDLE															



ARIZONA PUPIL ACHIEVEMENT TESTING

READING NATIONAL INDIVIDUAL PERCENTILE RANK

APRIL 1991

COUNTY DISTRICT SCHOOL	GRADE											
	ONE	TWO	THREE	FOUR	FIVE	SIX	SEVEN	EIGHT	NINE	TEN	ELEVEN	TWELVE
NATIONAL	54	53	52	52	52	50	50	48	48	48	49	50
STATEWIDE	43	47	45	48	50	49	51	51	55	53	52	49
GREENLEE		56	40	50	55	51	54	52	53	50	46	
BLUE ELEM DISTRICT								57				
BLUE SCHOOL								57				
CLIFTON UNIFIED DIST		52	26	46	47	35	50	40	45	45	37	
CLIFTON HIGH SCHOOL		52	26	46	47	35	50	40	45	45	37	
LAUGHARN SCHOOL		52	35	48	54	53	56	55	52	44	43	
DUNCAN UNIFIED DISTR		52	35	48	54	53	56	55	52	44	43	
DUNCAN HIGH SCHOOL		52	35	48	54	53	56	55	52	44	43	
DUNCAN SCHOOL				24								
EAGLE ELEM DISTRICT				24								
EAGLE ELEM SCHOOL				24								
MORENCI UNIFIED DIST		59	46	53	58	56	54	57	57	56	51	
FAIRBANKS SCHOOL		59	46	53	58	56	54	57	57	56	51	
MORENCI JR/SR HIGH												



ARIZONA PUPIL ACHIEVEMENT TESTING

READING NATIONAL INDIVIDUAL PERCENTILE RANK APRIL 1991

COUNTY	DISTRICT	SCHOOL	GRADE															
			ONE	TWO	THREE	FOUR	FIVE	SIX	SEVEN	EIGHT	NINE	TEN	ELEVEN	TWELVE				
NATIONAL			54	53	52	52	52	52	52	50	50	50	48	48	48	48	49	50
STATEWIDE			43	47	45	48	50	50	49	49	51	51	51	51	55	53	52	49
LA PAZ				31	35	37	36	36	34	41	45	41	41	41	44	43		
BICENTENNIAL U H.S.																		
		SALOME HIGH SCHOOL																
		BOUSE ELEM DISTRICT		45	37	41	31	31	53	50	66	50	66	66	66			
		BOUSE SCHOOL		45	37	41	31	31	53	50	66	50	66	66				
		PARKER UNIFIED DISTRICT		30	32	37	36	36	34	40	47	40	47	47	41	43	42	
		BLAKE SCHOOL		36														
		LE PERA SCHOOL		14	18	34	23	23	29	34	32	34	32	32	43	42		
		PARKER HIGH SCHOOL			37	37	41	41	37	42	55	42	55	55				
		MALLACE SCHOOL																
		QUARTZSITE ELEM DIST		23	46	35	30	30	34	40	36	40	36	36				
		EHRENBERG SCHOOL		23	46	35	30	30	34	40	36	40	36	36				
		SALOME CONSOLIDATED		72	54	50	42	42	27	46	26	46	26	26				
		SALOME SCHOOL		72	54	50	42	42	27	46	26	46	26	26				
		WENDEN ELEM DISTRICT		59	48	41	54	54	38	59	48	59	48	48				
		WENDEN SCHOOL		59	48	41	54	54	38	59	48	59	48	48				



ARIZONA PUPIL ACHIEVEMENT TESTING

READING NATIONAL INDIVIDUAL PERCENTILE RANK APRIL 1991

COUNTY	DISTRICT	SCHOOL	GRADE												
			ONE	TWO	THREE	FOUR	FIVE	SIX	SEVEN	EIGHT	NINE	TEN	ELEVEN	TWELVE	
NATIONAL			54	53	52	52	52	52	50	50	50	48	48	49	50
STATEWIDE			43	47	45	48	50	49	49	51	51	53	55	52	49
MARICOPA															
		AGUA FRIA UNION H.S.		52	49	50	53	52	54	55	60	48	49	49	
		AGUA FRIA UNION H.S.													
		AGUA FRIA UNION H.S.		22	11	43	45	30	41	35	41	35	41	49	
		AGUILA ELEM DISTRICT		22	11	43	45	30	41	35	41	35	41	49	
		AGUILA SCHOOL		49	41	46	48	47	46	52	48	47	49	49	
		ALHAMBRA ELEM DISTRI		74	68	69	75	72	74	78	74	78	74		
		ALHAMBRA TRADITIONAL		43	34	33	45	45	43	45	43	45	43		
		ANDALUCIA SCHOOL		48	35	50	53	45	48	53	48	53	48		
		BARCELONA SCHOOL		52	46	49	52	49	55	55	47	55	49		
		CATALINA SCHOOL		46	31	44	43	43	48	53	48	53	48		
		CORDOVA SCHOOL		42	37	48	47	46	41	45	41	45	41		
		GRANADA EAST		49	43	43	46	46	37	47	37	47	37		
		GRANADA PRIMARY		46	42	47	46	54	54	54	54	54	54		
		R E SIMPSON SCHOOL		27	39	57	37	39	54	37	54	37	54		
		SEVILLA SCHOOL		38	33	57	37	39	54	37	54	37	54		
		WESTWOOD PRIMARY SCH		10	60	35	38	40	42	38	42	38	42		
		ARLINGTON ELEM DISTR		38	38	35	38	38	42	38	42	38	42		
		ARLINGTON SCHOOL		38	33	57	37	39	54	37	54	37	54		
		HARGUAHALA VALLEY		10	60	35	38	40	42	38	42	38	42		
		AVONDALE ELEM DISTRI		38	38	35	38	38	42	38	42	38	42		
		AVONDALE JUNIOR HIGH		38	38	35	38	38	42	38	42	38	42		
		AVONDALE SCHOOL		38	38	35	38	38	42	38	42	38	42		
		LATTIE COOR SCHOOL		30	29	39	32	35	47	47	47	47	47		
		PIONEER SCHOOL		30	29	39	32	35	47	47	47	47	47		
		BALSZ ELEM DISTRICT		24	28	29	34	34	34	44	34	44	34		
		BALSZ SCHOOL		20	17	29	24	24	46	43	46	43	46		
		CROCKETT SCHOOL		48	32	41	32	38	51	53	51	53	51		
		GRIFFITH SCHOOL		48	32	41	32	38	51	53	51	53	51		



ARIZONA PUPIL ACHIEVEMENT TESTING

READING NATIONAL INDIVIDUAL PERCENTILE RANK APRIL 1991

COUNTY	DISTRICT	SCHOOL	GRADE														
			ONE	TWO	THREE	FOUR	FIVE	SIX	SEVEN	EIGHT	NINE	TEN	ELEVEN	TWELVE			
NATIONAL			54	53	52	52	52	52	50	50	50	48	48	48	48	49	50
STATEWIDE			43	47	45	48	50	50	49	51	51	51	51	55	53	52	49
		ORANGEDALE SCHOOL		37	40	56	36	36	35	54	45	45	53				
		BUCKEYE ELEM DISTRICT		27	37	38	35	35	32	45	53						
		BUCKEYE SCHOOL		27	37	38	35	35	32	45	53						
		BUCKEYE UNION H. S.												57	46	55	
		BUCKEYE UNION H. S.												57	46	55	
		CARTWRIGHT ELEM DIST		49	43	44	48	48	44	45	45	45	45				
		BYRON A BARRY SCHOOL		58	49	46	45	45	48	48	48	48	49				
		CARTWRIGHT SCHOOL		47	40	41	49	49	42	42	42	41	41				
		CHARLES W HARRIS		51	36	44	44	44	40	44	44	44	46				
		DESERT SANDS JR HIGH															
		ESTRELLA JUNIOR HIGH															
		FRANK BORMAN JR HIGH															
		GLENN L DOWNS SCHOOL		27	29	35	48	48	40	40	40	40	49				
		HEATHERBRAE SCHOOL		51	41	43	55	55	42	42	42	43	41				
		HOLIDAY PARK SCHOOL		56	46	46	56	56	46	46	46	46	46				
		JOHN F LONG SCHOOL		51	42	51	46	46	43	43	43	43	43				
		JUSTINE SPITALNY		53	49	49	44	44	47	47	47	47	46				
		PALM LANE SCHOOL		37	38	37	46	46	45	45	45	45	45				
		PERALTA SCHOOL		46	44	43	48	48	40	40	40	40	40				
		STARLIGHT PARK		39	37	53	41	41	43	43	43	43	41				
		SUNSET SCHOOL		56	53	47	53	53	52	52	52	52	52				
		TOMAHAWK SCHOOL															
		CAVE CREEK UNIFIED D		66	63	59	68	68	63	63	64	64	65		63	51	
		BLACK MOUNTAIN ELEM															
		CACTUS SHADOWS H S		66	63	59	68	68	63	63	64	64	65		63	51	
		CAVE CREEK SCHOOL															
		DESERT ARROYO MIDDLE															
		CHANDLER UNIFIED DIS		51	51	51	50	50	52	54	56	56	56		58	51	
		ANDERSEN JUNIOR HIGH															
		ANDERSON ELEM		68	53	58	61	61	58	56	58	56	58				



ARIZONA PUPIL ACHIEVEMENT TESTING

READING NATIONAL INDIVIDUAL PERCENTILE RANK

APRIL 1991

COUNTY	DISTRICT	SCHOOL	GRADE													
			ONE	TWO	THREE	FOUR	FIVE	SIX	SEVEN	EIGHT	NINE	TEN	ELEVEN	TWELVE		
NATIONAL			54	53	52	52	52	52	52	52	50	48	48	48	49	50
STATEWIDE			43	47	45	48	50	50	49	51	51	51	51	52	52	49
		CHANDLER HIGH SCHOOL				48	49	53	53	50	50	48	48	48	49	50
		ERIE SCHOOL	50	50	53	48	49	49	53	50	50	48	48	48	49	50
		FRYE SCHOOL	26	36	36	38	45	45	49	49	50	51	51	52	52	49
		GALVESTON SCHOOL	36	50	50	51	39	39	37	37	37	37	37	37	37	37
		GOODMAN SCHOOL	62	67	67	70	63	63	66	66	66	66	66	66	66	66
		HARTFORD SCHOOL	53	53	47	45	49	49	53	53	53	53	53	53	53	53
		HUMPHREY ELEMENTARY	57	57	54	57	57	51	52	52	52	52	52	52	52	52
		KNOX SCHOOL	52	51	51	50	56	56	58	58	58	58	58	58	58	58
		SAN MARCOS ELEM	36	34	34	37	36	36	34	34	34	34	34	34	34	34
		SHUMWAY ELEMENTARY	65	65	62	58	53	53	61	61	61	61	61	61	61	61
		WEINBERG SCHOOL	54	54	57	40	55	55	50	50	50	50	50	50	50	50
		WILLIS JUNIOR HIGH								52	52	54	58	58	58	58
		CREIGHTON ELEM DISTR	41	41	41	39	41	41	41	41	40	46	46	46	46	46
		CREIGHTON SCHOOL								44	44	44	44	44	44	44
		LARRY C. KENNEDY	47	47	40	42	44	44	49	49	49	49	49	49	49	49
		LONA LINDA SCHOOL	47	40	40	38	44	44	39	39	39	39	39	39	39	39
		MONTE VISTA SCHOOL	37	52	52	53	45	45	52	52	52	52	52	52	52	52
		PAPAGO SCHOOL	35	37	37	31	34	34	31	31	31	31	31	31	31	31
		SQUAM PEAK SCHOOL	53	45	45	54	50	50	44	44	44	44	44	44	44	44
		WILLIAM T MACHAN	25	32	32	24	36	36	32	32	32	32	32	32	32	32
		DEER VALLEY UNIFIED	55	50	50	54	58	58	53	53	56	60	63	63	63	63
		ARROWHEAD ELEMENTARY														
		BARRY GOLDWATER H.S.	70	65	65	67	68	68	60	60	60	60	60	60	60	60
		BELLAIR SCHOOL	60	49	49	57	61	61	64	64	64	64	64	64	64	64
		CONSTITUTION SCHOOL	49	45	45	38	48	48	37	37	37	37	37	37	37	37
		DEER VALLEY HIGH SCH														
		DEER VALLEY JHS														
		DESSERT SKY JHS														
		DESSERT WINDS SCHOOL	55	44	44	49	51	51	47	47	51	58	58	58	58	58
		ESPERANZA ELEMENTARY	55	43	43	55	56	56	46	46	60	62	62	62	62	62
		GREENBRIER	62	42	42	58	66	66	58	58	60	62	62	62	62	62
		HILLCREST MIDDLE														
		MIRAGE SCHOOL	51	54	54	51	53	53	54	54	57	59	67	67	67	67
		MOUNTAIN SHADOWS	51	57	57	56	55	55	54	54	56	58	59	59	59	59
		NEW RIVER SCHOOL	55	48	48	58	71	71	58	58	60	62	67	67	67	67
		PARK MEADOWS SCHOOL	52	45	45	52	55	55	51	51	57	59	62	62	62	62



ARIZONA PUPIL ACHIEVEMENT TESTING

READING NATIONAL INDIVIDUAL PERCENTILE RANK APRIL 1991

COUNTY	DISTRICT	SCHOOL	GRADE														
			ONE	TWO	THREE	FOUR	FIVE	SIX	SEVEN	EIGHT	NINE	TEN	ELEVEN	TWELVE			
NATIONAL			54	53	52	52	52	52	52	52	50	50	48	48	48	49	50
STATEWIDE			43	47	45	48	50	50	48	49	49	51	55	53	53	52	49
		SUNRISE SCHOOL	62	62	56	58	57	57	56	56	56	51	55	53	53	52	49
		VILLAGE MEADOWS	43	43	43	55	63	63	56	56	56	51	55	53	53	52	49
		DYSART UNIFIED DISTR	36	36	37	42	38	38	42	33	35	32	36	33	38		
		DYSART HIGH SCHOOL															
		DYSART JUNIOR HIGH															
		EL MIRAGE SCHOOL	25	22	22	35	33	33	35	30	35	32	36	33	38		
		KINGSWOOD SCHOOL	37	32	32	36	40	40	36	38	35	32	36	33	38		
		LUKE SCHOOL	48	52	52	59	56	56	59	53	46	39	46	48	48	37	37
		SURPRISE SCHOOL	30	37	37	36	28	28	36	25	46	39	32	33	38		
		FOUNTAIN HILLS UNIFI	62	62	62	60	64	64	60	58	59	60	60	60	60		
		FOUR PEAKS															
		MCDOWELL MTN ELEM	62	62	62	60	64	64	60	58	59	60	60	60	60		
		FOWLER ELEM DISTRICT	45	45	35	42	36	36	42	38	46	39	46	48	48	37	37
		FOWLER SCHOOL															
		SUNRIDGE SCHOOL	45	45	35	42	36	36	42	38	46	39	46	48	48	37	37
		GILA BEND UNIFIED DI	24	22	22	31	45	45	31	41	39	47	32	48	48	63	63
		GILA BEND H. S.															
		GILA BEND SCHOOL	24	22	22	31	45	45	31	41	39	47	32	48	48	63	63
		GILBERT UNIFIED DIST	61	56	56	61	62	62	61	66	66	70	68	66	66	63	63
		BURK ELEMENTARY															
		GILBERT ELEMENTARY	58	54	54	61	61	61	61	64	64	69	68	66	66	63	63
		GILBERT HIGH SCHOOL	51	52	52	65	51	51	65	66	66	70	68	66	66	63	63
		GILBERT JUNIOR HIGH															
		GREENFIELD ELEMENTARY	64	47	47	60	72	72	60	67	66	69	68	66	66	63	63
		HOUSTON ELEMENTARY	65	57	57	63	69	69	63	71	71	70	68	66	66	63	63
		ISLANDS ELEMENTARY	63	63	63	59	60	60	59	56	67	69	68	66	66	63	63
		MESQUITE JUNIOR HIGH															
		NEELY ELEMENTARY	57	51	51	57	56	56	57	59	67	70	68	66	66	63	63
		PATTERSON ELEMENTARY	64	62	62	61	64	64	61	68	68	69	68	66	66	63	63
		PIONEER ELEMENTARY	59	55	55	55	61	61	55	68	68	70	68	66	66	63	63



ARIZONA PUPIL ACHIEVEMENT TESTING

READING NATIONAL INDIVIDUAL PERCENTILE RANK

APRIL 1991

COUNTY	DISTRICT	SCHOOL	GRADE														
			ONE	TWO	THREE	FOUR	FIVE	SIX	SEVEN	EIGHT	NINE	TEN	ELEVEN	TWELVE			
NATIONAL			54	53	52	52	52	52	50	50	50	48	48	48	48	49	50
STATEWIDE			43	47	45	48	48	50	49	51	51	51	51	51	53	52	49
		VAL VISTA LAKE	69	69	58	64	60	60	69	43	44	47					
		GLENDALE ELEM DISTRI	39	39	39	41	46	45	43	43	44						
		BICENTENNIAL SCHOOL	34	34	34	41	45	41	41	43	44						
		CHALLENGER SCHOOL	59	61	61	46	59	49	49	45	50						
		GLENDALE AMERICAN	28	34	34	39	39	41	41	41	50						
		GLENDALE LANDMARK	27	24	24	23	30	36	36	36	50						
		GLENN F BURTON	53	50	50	50	57	44	44	51	50						
		HAROLD W SMITH	44	29	29	40	34	32	32	32	50						
		HORIZON SCHOOL	37	39	39	52	51	55	55	55	50						
		ISAAC E IMES SCHOOL	34	39	39	39	43	44	44	44	50						
		MELVIN E SINE SCHOOL															
		MENSENDICK/JACK															
		GLENDALE UNION H. S.										62	60	60	58	60	58
		APOLLO HIGH SCHOOL										60	60	59	58	60	60
		CORTEZ HIGH SCHOOL										62	62	48	47	58	58
		GLENDALE HIGH SCHOOL										47	47	48	47	47	47
		GREENWAY HIGH SCHOOL										68	68	63	59	59	47
		INDEPENDENCE H. S.										55	55	54	47	60	60
		MOON VALLEY H. S.										66	66	63	60	65	65
		SUNNYSLOPE H. S.										67	67	66	66	61	61
		THUNDERBIRD H. S.										65	65	63	61	60	60
		WASHINGTON H. S.										64	64	60	60	60	60
		HIGLEY ELEM DISTRICT	33	43	43	37	55	46	58	53	53	25	29	29	25	17	17
		HIGLEY SCHOOL	33	43	43	37	55	46	58	53	53	25	29	29	25	17	17
		HORSE MESA ACCOM SCH	6	24	24	25	14	14	20	21	21	25	29	29	25	17	17
		ESTRELLA MOUNTAIN HS	6	24	24	25	14	14	20	21	21	25	29	29	25	17	17
		HORSE MESA SCHOOL	33	29	29	29	32	29	33	35	35	35	35	35	35	35	35
		ISAAC ELEM DISTRICT	20	21	21	21	27	25	33	35	35	35	35	35	35	35	35
		ALTA E BUTLER SCHOOL															
		ISAAC JHS															



ARIZONA PUPIL ACHIEVEMENT TESTING

READING NATIONAL INDIVIDUAL PERCENTILE RANK APRIL 1991

COUNTY	DISTRICT	SCHOOL	GRADE													
			ONE	TWO	THREE	FOUR	FIVE	SIX	SEVEN	EIGHT	NINE	TEN	ELEVEN	TWELVE		
NATIONAL			54	53	52	52	52	52	52	50	50	48	48	48	49	50
STATEWIDE			43	47	45	48	50	50	49	49	51	51	55	53	52	49
		J B SUTTON SCHOOL	32	32	23	22	25	25	26	26	25	26	26	26	26	26
		JOSEPH ZITO SCHOOL	38	38	33	37	34	34	34	34	34	34	34	34	34	34
		MITCHELL SCHOOL	48	48	35	35	28	28	28	28	28	28	28	28	28	28
		P T COE SCHOOL	35	35	32	39	46	46	31	31	31	31	31	31	31	31
		KYRENE ELEM DISTRICT	56	56	57	57	61	61	59	59	63	61	61	61	61	61
		C I MAGGONER SCHOOL	67	67	54	58	64	64	60	60	65	63	63	63	63	63
		CENTENNIAL MIDDLE	66	66	68	67	67	67	67	67	67	67	67	67	67	67
		KYRENE DE LA COLINA	55	55	56	64	66	66	66	66	66	66	66	66	66	66
		KYRENE DE LA MARIPOS	45	45	52	58	56	56	56	56	56	56	56	56	56	56
		KYRENE DE LA PALOMA	58	58	58	53	62	62	62	62	62	62	62	62	62	62
		KYRENE DE LAS LOMAS	53	53	58	56	60	60	60	60	60	60	60	60	60	60
		KYRENE DE LOS LAGOS	53	53	50	55	61	61	61	61	61	61	61	61	61	61
		KYRENE DE LOS NINDOS	68	68	70	60	63	63	63	63	63	63	63	63	63	63
		KYRENE DEL CIELO	52	52	36	47	57	57	57	57	57	57	57	57	57	57
		KYRENE DEL NORTE	45	45	54	48	48	48	48	48	48	48	48	48	48	48
		KYRENE DEL SURENO	63	63	58	59	56	56	56	56	60	56	56	56	56	56
		KYRENE MIDDLE SCHOOL	19	19	27	28	35	35	38	38	43	42	42	42	42	42
		KYRENE MONTE VISTA	29	29	36	34	46	46	42	42	45	50	50	50	50	50
		PUEBLO MIDDLE SCHOOL	10	10	19	22	25	25	31	31	37	32	32	32	32	32
		LAVEEN ELEM DISTRICT	44	44	39	49	45	45	47	47	50	45	45	45	45	45
		LAVEEN SCHOOL	48	48	43	43	56	56	56	56	46	45	45	45	45	45
		MC CASH SCHOOL	42	42	38	51	41	41	45	45	51	45	45	45	45	45
		LIBERTY ELEM DISTRICT	60	60	49	60	59	59	47	47	58	64	64	64	64	64
		ESTRELLA MOUNTAIN	65	65	51	67	58	58	51	51	59	72	72	72	72	72
		LIBERTY SCHOOL	54	54	47	52	60	60	42	42	57	57	57	57	57	57
		LITCHFIELD ELEM DIST	29	29	28	35	33	33	35	35	40	39	39	39	39	39
		LITCHFIELD SCHOOL	29	29	28	35	33	33	35	35	40	39	39	39	39	39
		SCOTT LIBBY SCHOOL	29	29	28	35	33	33	35	35	40	39	39	39	39	39
		LITTLETON ELEM DISTR	29	29	28	35	33	33	35	35	40	39	39	39	39	39
		LITTLETON SCHOOL	29	29	28	35	33	33	35	35	40	39	39	39	39	39



ARIZONA PUPIL ACHIEVEMENT TESTING

READING NATIONAL INDIVIDUAL PERCENTILE RANK APRIL 1991

COUNTY	DISTRICT	SCHOOL	GRADE													
			ONE	TWO	THREE	FOUR	FIVE	SIX	SEVEN	EIGHT	NINE	TEN	ELEVEN	TWELVE		
NATIONAL			54	53	52	52	52	52	52	50	50	48	48	48	49	50
STATEWIDE			43	47	45	48	50	49	49	51	51	51	51	51	52	49
	UNDERDOWN	JHS	56	59	64	67	65	64	64	66	66	39	64	64	61	61
	MADISON ELEM	DISTRIC	59	64	72	72	71	76	75	75	76	76	76	76	62	62
	MADISON HEIGHTS		24	41	43	43	66	60	66	48	63	63	63	67	67	67
	MADISON MEADOWS		68	68	75	75	51	40	48	48	45	45	45	61	61	61
	MADISON NO 1 SCHOOL		65	65	69	69	57	57	57	59	59	60	60	62	62	62
	MADISON R. C. SIMIS		55	53	54	54	49	49	48	56	57	57	57	67	67	67
	MADISON ROSE LANE SC		44	36	43	43	68	68	68	67	67	67	67	67	67	67
	MESA UNIFIED	DISTRIC	63	63	68	68	66	65	65	65	65	66	66	66	67	67
	ADAMS SCHOOL		59	59	59	66	65	65	65	65	65	66	66	67	67	67
	ALMA SCHOOL		49	47	47	48	49	49	48	56	56	57	57	67	67	67
	CARSON JUNIOR HIGH		37	42	42	42	45	45	48	56	56	57	57	67	67	67
	CRISMON SCHOOL		47	52	52	52	59	59	51	65	65	66	66	67	67	67
	DOBSON HIGH SCHOOL		54	56	56	48	62	62	58	66	66	66	66	67	67	67
	EDISON SCHOOL		60	58	58	64	66	66	66	66	66	66	66	67	67	67
	EISENHOWER SCHOOL		62	65	65	67	73	73	67	65	65	66	66	67	67	67
	EMERSON SCHOOL		55	57	57	60	56	56	64	64	64	64	64	67	67	67
	FALCON HILL		57	59	58	58	66	66	68	68	68	68	68	67	67	67
	FIELD SCHOOL		52	51	51	54	61	61	68	68	68	68	68	67	67	67
	FRANKLIN SCHOOL		62	65	65	67	73	73	67	65	65	66	66	67	67	67
	FREMONT JUNIOR HIGH		55	57	57	60	56	56	64	64	64	64	64	67	67	67
	FROST ELEMENTARY		57	59	58	58	66	66	68	68	68	68	68	67	67	67
	HALE SCHOOL		52	51	51	54	61	61	68	68	68	68	68	67	67	67
	HAMTHORNE SCHOOL		62	57	57	57	65	65	55	55	55	55	55	67	67	67
	HENDRIX JUNIOR HIGH		65	62	62	65	64	64	62	62	62	62	62	67	67	67
	HERMOSA VISTA		49	49	49	34	42	42	46	46	46	46	46	67	67	67
	HIGHLAND SCHOOL		56	55	55	58	60	60	55	55	55	55	55	67	67	67
	HOLMES SCHOOL		58	57	57	68	69	69	69	69	69	69	69	67	67	67
	IRVING SCHOOL		52	45	45	37	40	40	44	44	44	44	44	67	67	67
	ISHIKAWA ELEMENTARY		64	58	58	59	64	64	54	54	54	54	54	67	67	67
	JEFFERSON SCHOOL		60	68	68	62	67	67	66	66	66	66	66	67	67	67
	JOHNSON SCHOOL		40	47	47	47	53	53	49	49	49	49	49	67	67	67
	JORDAN SCHOOL		37	52	52	41	53	53	43	43	43	43	43	67	67	67
	KELLER SCHOOL															
	KINGO JUNIOR HIGH															
	LEHI SCHOOL															



ARIZONA PUPIL ACHIEVEMENT TESTING

READING NATIONAL INDIVIDUAL PERCENTILE RANK APRIL 1991

COUNTY	DISTRICT	SCHOOL	GRADE														
			ONE	TWO	THREE	FOUR	FIVE	SIX	SEVEN	EIGHT	NINE	TEN	ELEVEN	TWELVE			
NATIONAL			54	53	52	52	52	52	52	50	50	50	48	48	48	49	50
STATEWIDE			43	47	45	48	50	50	49	49	51	51	51	55	53	52	49
		LINCOLN SCHOOL	43	38	38	34	32	32	49	49	49	48	48	48	48	49	50
		LINDBERGH SCHOOL	49	47	47	46	46	46	51	51	51	51	51	51	51	51	51
		LONGFELLOW SCHOOL	43	40	41	41	43	43	46	46	46	46	46	46	46	46	46
		LOWELL SCHOOL	47	37	37	28	35	35	38	38	38	38	38	38	38	38	38
		MACARTHUR SCHOOL	73	68	62	62	70	69	69	69	69	69	69	69	69	69	69
		MADISON ELEMENTARY	64	56	56	60	57	57	55	55	55	55	55	55	55	55	55
		MENDOZA ELEMENTARY	59	54	54	60	61	61	58	58	58	58	58	58	58	58	58
		MESA HIGH SCHOOL								53	53	52	52	52	52	52	52
		MESA JUNIOR HIGH								23	23	24	24	24	24	24	24
		MESA VISTA															
		MESA VO-TECH															
		MOUNTAIN VIEW HIGH															
		POMEROY SCHOOL	56	59	59	57	57	57	66	66	66	66	66	66	66	66	66
		POSTON JUNIOR HIGH															
		POWELL JUNIOR HIGH															
		RED MOUNTAIN HIGH															
		REDBIRD SCHOOL	43	44	44	44	47	47	52	52	52	52	52	52	52	52	52
		RHODES JUNIOR HIGH															
		ROBSON SCHOOL	61	62	62	63	66	66	61	61	61	61	61	61	61	61	61
		ROOSEVELT SCHOOL	57	57	57	53	64	64	59	59	59	59	59	59	59	59	59
		SALK SCHOOL	49	50	50	48	52	52	51	51	51	51	51	51	51	51	51
		SALT RIVER VISTA															
		SANDRA DAY O'CONNOR	56	61	61	57	52	52	63	63	63	63	63	63	63	63	63
		SHEPHERD JUNIOR HIGH															
		SIRRINE SCHOOL	71	63	63	67	61	61	64	64	64	64	64	64	64	64	64
		SOUSA ELEMENTARY	66	38	38	48	48	48	51	51	51	51	51	51	51	51	51
		STEVENSON SCHOOL	36	43	43	40	44	44	46	46	46	46	46	46	46	46	46
		TAFT SCHOOL	45	44	44	40	36	36	46	46	46	46	46	46	46	46	46
		TAPP															
		TAYLOR JUNIOR HIGH	69	67	67	67	75	75	71	71	71	71	71	71	71	71	71
		WASHINGTON SCHOOL	41	40	40	42	42	42	40	40	40	40	40	40	40	40	40
		WEBSTER SCHOOL															
		WESTWOOD HIGH SCHOOL	49	42	42	51	42	42	43	43	43	43	43	43	43	43	43
		WHITMAN SCHOOL	53	46	46	47	50	50	53	53	53	53	53	53	53	53	53
		WHITTIER SCHOOL															
		MOBILE ELEM DISTRICT	13	13	13	13	24	24	29	29	29	29	29	29	29	29	29
		MOBILE ELEMENTARY	13	13	13	13	24	24	29	29	29	29	29	29	29	29	29



ARIZONA PUPIL ACHIEVEMENT TESTING

**READING
NATIONAL INDIVIDUAL PERCENTILE RANK**
APRIL 1991

COUNTY DISTRICT SCHOOL	GRADE											
	ONE	TWO	THREE	FOUR	FIVE	SIX	SEVEN	EIGHT	NINE	TEN	ELEVEN	TWELVE
NATIONAL STATEWIDE	54	53	52	52	52	50	50	48	48	48	49	50
	43	47	45	48	50	49	51	51	55	53	52	49
MORRISTOWN ELEM DIST		51	35	32	64	43	40	10	10			
MORRISTOWN		51	35	32	64	43	40	10	10			
MURPHY ELEM DISTRICT		21	17	25	24	23	31	31	31			
ALFRED F. GARCIA		23	16	33	27	26	35	40	40			
ARTHUR M. HAMILTON		17	17	23	27	12	20	21	21			
JACK L. KUBAN SCHOOL		9	22	26	24	34	37	36	36			
WILLIAM R. SULLIVAN		34	12	19	26	22	33	26	26			
NADABURG ELEM DISTRI		47	37	28	52	35	36	42	42			
NADABURG SCHOOL		47	37	28	52	35	36	42	42			
OSBORN ELEM DISTRICT		40	38	42	45	44	44	53	53			
CLARENDON SCHOOL		41	33	44	43	42						
EINCANTO SCHOOL		32	33	39	44	40						
LONGVIEW SCHOOL												
OSBORN MIDDLE SCHOOL		45	49	44	50	51	44	53	53			
SOLANO SCHOOL												
PALO VERDE ELEM DIST		47	40	49	50	38	51	55	55			
PALO VERDE SCHOOL		47	40	49	50	38	51	55	55			
PALOMA ELEM DISTRICT		5	10	19	26	23	28	35	35			
KISER ELEM.		5	10	19	26	23	28	35	35			
PARADISE VALLEY UNIF		61	57	58	59	56	58	60	67	65	63	66
AIRE LIBRE SCHOOL		45	56	52	56	51	51	60	67	65	63	66
ARROWHEAD SCHOOL		36	43	44	49	45	44					
CAMPO BELLO SCHOOL		61	49	52	49	47	47					
DESERT COVE SCHOOL		72	59	63	59	68	63					
DESERT SHADOWS		66	68	64	65	72	63					
DESERT SHADOWS MIDDL												



ARIZONA PUPIL ACHIEVEMENT TESTING

READING

NATIONAL INDIVIDUAL PERCENTILE RANK

APRIL 1991

COUNTY	DISTRICT	SCHOOL	GRADE														
			ONE	TWO	THREE	FOUR	FIVE	SIX	SEVEN	EIGHT	NINE	TEN	ELEVEN	TWELVE			
NATIONAL			54	53	52	52	52	52	52	50	50	50	48	48	48	49	50
STATEWIDE			43	47	45	48	50	50	50	49	49	51	51	55	53	52	49
		DESERT SPRINGS	74	68	69	64	72	64	64	64	64	64	64	64	64	64	64
		EAGLE RIDGE	62	52	61	55	59	55	55	55	55	55	55	55	55	55	55
		ECHO MOUNTAIN SCHOOL	47	41	53	46	52	46	46	46	46	46	46	46	46	46	46
		FOOTHILLS	62	63	59	56	58	56	56	56	56	56	56	56	56	56	56
		GOLD DUST SCHOOL	72	59	60	60	56	60	60	60	60	60	60	60	60	60	60
		HIDDEN HILLS SCHOOL	62	55	57	48	56	48	48	48	48	48	48	48	48	48	48
		HORIZON HIGH SCHOOL	61	57	51	47	52	47	47	47	47	47	47	47	47	47	47
		INDIAN BEND SCHOOL	59	58	59	48	51	48	48	48	48	48	48	48	48	48	48
		LARKSPUR SCHOOL	66	61	61	62	58	62	62	62	62	62	62	62	62	62	62
		LIBERTY SCHOOL	73	69	71	68	69	71	68	68	68	68	68	68	68	68	68
		MERCURY MINE SCHOOL	68	65	66	66	66	66	66	66	66	66	66	66	66	66	66
		NORTH RANCH	49	45	45	40	51	36	36	36	36	36	36	36	36	36	36
		PALOMINO SCHOOL															
		PARADISE VALLEY HIGH															
		POLARIS ALTERNATIVE	54	53	53	53	53	53	53	53	53	53	53	53	53	53	53
		QUAIL RUN SCHOOL	74	63	63	68	67	67	67	67	67	67	67	67	67	67	67
		SANDPIPER SCHOOL															
		SHADOW MOUNTAIN HIGH															
		SHEA MIDDLE SCHOOL															
		SUNRISE MIDDLE															
		VILLAGE VISTA SCHOOL	64	64	59	60	57	57	57	64	64	64	64	64	64	64	64
		VISTA VERDE SCHOOL															
		PENDERGAST ELEM DIST	48	45	45	50	46	46	46	42	42	42	42	42	42	42	42
		DESERT HORIZON	41	43	43	46	45	45	45	45	45	45	45	45	45	45	45
		GARDEN LAKES	63	49	49	55	55	55	55	55	55	55	55	55	55	55	55
		FENDERGAST SCHOOL	39	44	44	54	41	41	41	41	41	41	41	41	41	41	41
		VILLA DE PAZ	62	54	54	60	57	57	57	50	50	50	50	50	50	50	50
		MESTWIND SCHOOL	41	39	39	43	44	44	44	35	35	35	35	35	35	35	35
		PEORIA UNIFIED DISTR	64	55	55	57	60	60	60	57	57	57	57	57	57	57	57
		ALTA LOMA SCHOOL	62	45	45	54	46	46	46	48	48	48	48	48	48	48	48
		APACHE ELEMENTARY	62	59	59	56	60	60	60	54	54	54	54	54	54	54	54
		CACTUS HIGH SCHOOL															
		CENTENNIAL H. S.	75	57	57	58	68	68	68	62	62	62	62	62	62	62	62
		COPPERWOOD SCHOOL	59	49	49	57	53	53	53	53	53	53	53	53	53	53	53
		COTTON BOLL ELEM	60	60	60	55	65	65	65	62	62	62	62	62	62	62	62
		DESERT PALMS SCHOOL															



ARIZONA PUPIL ACHIEVEMENT TESTING

READING NATIONAL INDIVIDUAL PERCENTILE RANK APRIL 1991

COUNTY	DISTRICT	SCHOOL	GRADE													
			ONE	TWO	THREE	FOUR	FIVE	SIX	SEVEN	EIGHT	NINE	TEN	ELEVEN	TWELVE		
NATIONAL			54	53	52	52	52	52	52	52	50	48	48	48	49	50
STATEWIDE			43	47	45	48	50	50	49	51	51	51	51	53	52	49
		DESERT VALLEY	71	62	62	66	67	67	60	66	66	67	67	66	66	66
		FOOTHILLS SCHOOL	64	55	55	63	62	62	58	57	57	64	64	62	62	64
		HERITAGE SCHOOL	66	55	55	53	62	62	57	62	62	63	63	63	63	63
		IRA A MURPHY SCHOOL	58	45	45	53	41	41	48	52	52	48	48	61	61	61
		IRONWOOD HIGH SCHOOL	62	61	61	46	60	60	58	64	64	59	59	54	54	54
		KACHINA SCHOOL	73	61	61	67	72	72	66	68	68	62	62	62	62	62
		OAKWOOD	67	56	56	64	65	65	57	60	60	66	66	66	66	66
		OASIS ELEMENTARY	53	51	51	51	45	45	53	50	50	41	41	41	41	41
		PEORIA ELEMENTARY	69	57	57	67	63	63	59	65	65	65	65	65	65	65
		PEORIA HIGH SCHOOL	64	56	56	54	66	66	58	60	60	55	55	55	55	55
		PIONEER SCHOOL	70	73	73	65	67	67	59	65	65	63	63	63	63	63
		SAHUARO RANCH ELEM	56	52	52	42	61	61	52	51	51	61	61	61	61	61
		SKYVIEW ELEMENATRY	59	53	53	57	53	53	55	59	59	56	56	56	56	56
		SUN VALLEY ELEM	36	30	30	27	34	34	31	37	37	33	33	33	33	33
		SUNDANCE SCHOOL	36	36	39	26	27	27	22	37	37	36	36	36	36	36
		PHOENIX ELEM DISTRIC	43	36	36	17	45	45	35	42	42	36	36	36	36	36
		BETHUNE SCHOOL	23	18	18	25	32	32	34	32	32	29	29	29	29	29
		CAPITOL SCHOOL	22	18	18	26	24	24	22	32	32	29	29	29	29	29
		DUNBAR SCHOOL	55	34	34	31	37	37	50	27	27	29	29	29	29	29
		EDISON SCHOOL	43	35	35	18	34	34	27	38	38	40	40	40	40	40
		EMERSON SCHOOL	48	39	39	49	47	47	42	38	38	40	40	40	40	40
		GARFIELD SCHOOL	30	31	31	24	37	37	28	38	38	30	30	30	30	30
		HEARD SCHOOL	26	27	27	24	25	25	26	28	28	30	30	30	30	30
		HERRERA SCHOOL	32	20	20	24	32	32	24	34	34	30	30	30	30	30
		KENILWORTH SCHOOL	36	17	17	40	33	33	34	27	27	45	45	45	45	45
		LOWELL SCHOOL	24	36	36	24	31	31	27	46	46	25	25	25	25	25
		OTT SCHOOL	24	24	24	24	31	31	27	46	46	25	25	25	25	25
		SHAW SCHOOL	48	37	37	31	42	42	46	35	35	35	35	35	35	35
		WHITTIER SCHOOL	48	37	37	31	42	42	46	35	35	35	35	35	35	35
		PHOENIX UNION H.S.														
		ALHAMBRA HIGH SCHOOL														
		B.A.C.E.														
		CAMELBACK H. S.														
		CARL HAYDEN H. S.														
		CENTRAL HIGH SCHOOL														
		CYESIS - EAST														



ARIZONA PUPIL ACHIEVEMENT TESTING

READING NATIONAL INDIVIDUAL PERCENTILE RANK

APRIL 1981

COUNTY	DISTRICT	SCHOOL	GRADE												
			ONE	TWO	THREE	FOUR	FIVE	SIX	SEVEN	EIGHT	NINE	TEN	ELEVEN	TWELVE	
NATIONAL	STATEWIDE		54	53	52	52	52	52	50	50	50	48	48	49	50
			43	47	45	48	50	49	51	51	55	53	53	52	49
		CYESIS - MEST													
		MARYVALE HIGH SCHOOL													
		METRO TECH VIP													
		NORTH HIGH SCHOOL													
		SOUTH MOUNTAIN HIGH													
		TREVOR BROWNE H. S.													
		QUEEN CREEK UNIFIED	47	47	39	47	49	53	53	55	47	47	44	45	
		QUEEN CREEK ELEM													
		QUEEN CREEK JR HIGH													
		QUEEN CRREK H.S.													
		RIVERSIDE ELEM DISTR	8	8	23	16	16	26	26	34	23	23	44	45	
		RIVERSIDE SCHOOL													
		ROOSEVELT ELEM DISTR	31	31	26	29	31	34	34	36	40	40			
		C J JORGENSEN SCHOOL													
		C O GREENFIELD	24	24	25	26	30	33	32	42	45	45			
		IGNACIO CONCHOS	15	15	16	23	28	32	32	32	32	37			
		JOHN F KENNEDY	31	31	26	28	24	29	29	31	37	39			
		JOHN R DAVIS SCHOOL	27	27	25	28	24	46	46	36	39	39			
		MARTIN LUTHER KING J	30	30	36	37	37	41	41	37	45	45			
		MAXINE O. BUSH	43	43	33	37	41	41	29	36	43	43			
		PALMDALE SCHOOL	37	37	25	37	31	36	30	36	40	40			
		PERCY L JULIAN													
		RIO VISTA SCHOOL	30	30	27	20	28	28	28	30	39	39			
		ROSE LINDA SCHOOL	37	37	26	25	28	34	34	35	37	37			
		SIERRA VISTA SCHOOL	24	24	14	45	30	32	32	36	37	37			
		SOUTHWEST SCHOOL	53	53	39	50	44	52	44	54	54	54			
		SUNLAND SCHOOL	24	24	25	34	28	34	34	29	42	42			
		T G BARR SCHOOL	35	35	17	24	26	23	23	31	33	33			
		V H LASSEN SCHOOL	23	23	29	26	36	41	41	36	39	39			
		VALLEY VIEW SCHOOL	33	33	20	31	38	35	35	48	54	54			
		RUTH FISHER ELEM DIS	39	39	51	47	48	50	50	57	49	49			
		RUTH FISHER SCHOOL													



ARIZONA PUPIL ACHIEVEMENT TESTING

READING NATIONAL INDIVIDUAL PERCENTILE RANK APRIL 1991

COUNTY	DISTRICT	SCHOOL	GRADE														
			ONE	TWO	THREE	FOUR	FIVE	SIX	SEVEN	EIGHT	NINE	TEN	ELEVEN	TWELVE			
NATIONAL			54	53	52	52	52	52	52	50	50	48	48	48	48	49	50
STATEWIDE			43	47	45	48	50	49	51	51	55	53	51	52	52	49	49
	SCOTTSDALE UNIFIED D		69	75	65	68	66	66	66	66	66	68	66	64	68	68	66
		ANASAZI SCHOOL	75	75	65	69	68	68	68	68	68	68	66	64	68	68	66
		ARCADIA HIGH SCHOOL	84	84	68	77	75	75	75	83	83	71	71	71	70	66	66
		CHAPARRAL H. S.	80	80	66	75	78	78	78	72	72	74	74	74	76	76	76
		CHEROKEE SCHOOL	54	54	54	60	60	60	60	55	55	60	60	60	60	62	62
		COCHISE SCHOOL	73	73	77	76	73	73	73	72	72	71	71	66	66	66	66
		COCOPAH MIDDLE SCHOOL	77	77	74	77	69	69	69	70	70	71	71	66	66	66	66
		CORONADO HIGH SCHOOL	80	80	71	77	73	73	73	76	76	65	65	62	62	62	62
		HOHOKAM SCHOOL	53	53	54	56	56	56	56	59	59	59	59	59	59	59	59
		HOPI SCHOOL	54	54	61	59	60	60	60	57	57	60	60	60	60	60	60
		INGLESIDE MIDDLE	60	60	61	66	66	66	66	64	64	63	63	64	64	64	64
		KIVA SCHOOL	82	82	81	72	72	72	72	66	66	66	66	66	66	66	66
		LAGUNA SCHOOL	56	56	53	57	56	56	56	57	57	56	56	51	51	51	51
		MOHAVE MIDDLE SCHOOL	68	68	53	67	60	60	60	61	61	61	61	57	57	57	57
		NAVAJO SCHOOL	47	47	49	40	49	49	49	51	51	51	51	49	49	49	49
		PIMA SCHOOL	76	76	69	71	71	71	71	71	71	71	71	71	71	71	71
		PUEBLO SCHOOL	66	66	42	66	66	66	66	37	37	37	37	59	59	59	59
		SAGUARO HIGH SCHOOL	66	66	42	66	66	66	66	37	37	37	37	59	59	59	59
		SEGUOYA SCHOOL	66	66	42	66	66	66	66	37	37	37	37	59	59	59	59
		SUPAI MIDDLE SCHOOL	42	42	44	46	46	46	46	49	49	49	49	53	53	53	53
		TAVAN SCHOOL	52	52	46	51	45	45	45	46	46	46	46	53	53	53	53
		TONALEA SCHOOL	63	63	55	49	41	41	41	46	46	46	46	53	53	53	53
		YAVA PAI SCHOOL	59	59	64	57	66	66	66	59	59	59	59	53	53	53	53
		ZUNI SCHOOL	67	67	55	65	62	62	62	59	59	59	59	53	53	53	53
		SENTINEL ELEM DISTRI	43	43	39	65	55	55	55	42	42	42	42	53	53	53	53
		SENTINEL SCHOOL	47	47	55	52	52	52	52	42	42	42	42	53	53	53	53
		TEMPE ELEM DISTRICT	52	52	44	46	48	48	48	49	49	49	49	53	53	53	53
		AGUILAR SCHOOL	52	52	46	51	45	45	45	46	46	46	46	53	53	53	53
		ARREDONDO SCHOOL	63	63	55	49	41	41	41	46	46	46	46	53	53	53	53
		BROADMOR SCHOOL	59	59	64	57	66	66	66	59	59	59	59	53	53	53	53
		BUSTOZ SCHOOL	67	67	55	65	62	62	62	59	59	59	59	53	53	53	53
		CARMINATI SCHOOL	43	43	39	65	55	55	55	42	42	42	42	53	53	53	53
		CORNOLLY MIDDLE	47	47	55	52	52	52	52	42	42	42	42	53	53	53	53
		CURRY SCHOOL	47	47	55	52	52	52	52	42	42	42	42	53	53	53	53



ARIZONA PUPIL ACHIEVEMENT TESTING

READING NATIONAL INDIVIDUAL PERCENTILE RANK

APRIL 1991

COUNTY	DISTRICT	SCHOOL	GRADE													
			ONE	TWO	THREE	FOUR	FIVE	SIX	SEVEN	EIGHT	NINE	TEN	ELEVEN	TWELVE		
NATIONAL			54	53	52	52	52	52	50	50	50	48	48	48	49	50
STATEWIDE			43	47	45	48	50	49	51	51	51	53	51	55	52	49
		EVANS SCHOOL	33	36	36	46	43	43	61	61	61	64	56			
		FEES MIDDLE SCHOOL	30	32	32	35	32	35	37	37	37	36				
		FRANK SCHOOL	65	61	61	56	61	61	68	68	68	68				
		FULLER SCHOOL	39	45	45	44	53	53	44	44	44	44				
		GILLILAND MIDDLE	51	53	53	61	58	58	61	61	61	59				
		HOLDENAN SCHOOL	37	42	42	44	36	36	55	55	55	59				
		HUDSON SCHOOL	52	51	51	47	49	49	52	52	52	54				
		LAIRD SCHOOL	44	39	39	32	41	41	38	38	38					
		MCKEY MIDDLE SCHOOL	51	58	58	60	68	68	69	69	69					
		MEYER SCHOOL	20	28	28	32	35	35	28	28	28					
		NEVITT SCHOOL	36	43	43	37	46	46	37	37	37					
		ROVER SCHOOL														
		SCALES SCHOOL														
		THEM SCHOOL														
		WOOD SCHOOL														
		TEMPE UNION H. S.														
		CORONA DEL SOL H. S.														
		EVENING SCHOOL														
		MARCOS DE NIZA H. S.														
		MCCLINTOCK H. S.														
		TEMPE HIGH SCHOOL														
		TOLLESON ELEM DISTRI	47	24	24	30	31	31	39	39	39	34				
		TOLLESON JUNIOR HIGH														
		UNIT I SCHOOL	47	24	24	30	31	31	39	39	39	34				
		TOLLESON UNION H. S.														
		TOLLESON UNION H. S.														
		WESTVIEM H. S.														
		UNION ELEM DISTRICT	11	12	12	13	27	27	43	43	43	20				
		UNION SCHOOL	11	12	12	13	27	27	43	43	43	20				



ARIZONA PUPIL ACHIEVEMENT TESTING

READING NATIONAL INDIVIDUAL PERCENTILE RANK APRIL 1991

COUNTY	DISTRICT	SCHOOL	GRADE														
			ONE	TWO	THREE	FOUR	FIVE	SIX	SEVEN	EIGHT	NINE	TEN	ELEVEN	TWELVE			
NATIONAL			54	53	52	52	52	52	52	52	50	50	48	48	48	49	50
STATEWIDE			43	47	45	48	48	50	50	49	51	51	51	51	55	52	49
	WASHINGTON ELEM DIST			54	52	54	54	58	58	57	57	57	59				
	ACACIA SCHOOL			53	63	58	58	61	55	55	55	55					
	ALTA VISTA SCHOOL			64	54	53	53	60	50	50	50						
	ARROYO SCHOOL			60	52	59	59	61	56	56	56						
	CACTUS MREN SCHOOL			58	55	55	55	58	58	58	58						
	CHAPARRAL SCHOOL			47	50	50	50	64	60	60	60		60				
	CHOLLA SCHOOL										56		60				
	DESERT FOOTHILLS										60		65				
	DESERT VIEW SCHOOL			55	45	37	37	58	45	45	45						
	IRONWOOD SCHOOL			71	55	62	62	56	56	56	56						
	JOHN JACOBS SCHOOL			45	52	68	68	57	57	57	57						
	LAKEVIEW SCHOOL			58	45	49	49	56	66	66	66						
	LOOKOUT MOUNTAIN			63	64	69	69	73	69	69	69						
	MANZANITA SCHOOL			50	51	55	55	52	50	50	50						
	MARYLAND SCHOOL			44	39	40	40	50	54	54	54						
	MOON MOUNTAIN SCHOOL			57	54	49	49	54	50	50	50						
	MOUNTAIN SKY										60		62				
	MOUNTAIN VIEW SCHOOL			39	32	35	35	37	35	35	35						
	OCOTILLO SCHOOL			35	42	43	43	40	50	50	50						
	ORANGEMOOD SCHOOL			59	48	50	50	54	54	54	54						
	PALO VERDE SCHOOL			72	61	69	69	65	60	60	60						
	RICHARD E MILLER			69	62	65	65	67	58	58	56						
	ROADRUNNER SCHOOL										56		55				
	ROYAL PALM SCHOOL										56		55				
	SAHUARO SCHOOL			51	54	58	58	62	60	60	60						
	SENITA SCHOOL			63	58	49	49	67	57	57	57						
	SHAW BUTTE SCHOOL			49	41	43	43	45	53	53	53						
	SUNBURST SCHOOL			52	54	56	56	56	60	60	60						
	SUNNYSLOPE SCHOOL			34	36	36	41	48	50	50	50						
	SUNSET SCHOOL			54	57	54	54	53	62	62	62						
	SWEETWATER SCHOOL			63	65	63	63	71	63	63	63						
	TURBLEMEED SCHOOL			62	56	68	68	66	65	65	65						
	WASHINGTON SCHOOL			43	50	48	48	56	56	56	56						
	WICKENBURG UNIFIED D			60	52	48	48	56	57	57	58		58		59	62	
	MACLENNAN SCHOOL			60	52	48	48	56	57	57	58		58				
	VULTURE PEAK SCHOOL																

180

179



ARIZONA PUPIL ACHIEVEMENT TESTING

READING NATIONAL INDIVIDUAL PERCENTILE RANK APRIL 1991

COUNTY	DISTRICT	SCHOOL	GRADE														
			ONE	TWO	THREE	FOUR	FIVE	SIX	SEVEN	EIGHT	NINE	TEN	ELEVEN	TWELVE			
NATIONAL			54	53	52	52	52	50	50	50	48	48	48	48	48	49	50
STATEWIDE			43	47	45	48	50	50	49	51	51	51	55	55	53	52	49
		WICKENBURG H. S.		64	50	65	51	55	61	61	44	44	45	45	59	62	
		WILLIAMS AFB ACCOM S		64	50	65	51	55	61	61	44	44	45	45			
		WILLIAMS AFB ACCOM		24	21	22	29	28	32	32	34	34	34	34			
		WILSON ELEM DISTRICT		24	21	22	29	28	32	32	34	34	34	34			
		WILSON ELEMENTARY		24	21	22	29	28	32	32	34	34	34	34			



ARIZONA PUPIL ACHIEVEMENT TESTING

READING NATIONAL INDIVIDUAL PERCENTILE RANK APRIL 1991

COUNTY DISTRICT SCHOOL	GRADE											
	ONE	TWO	THREE	FOUR	FIVE	SIX	SEVEN	EIGHT	NINE	TEN	ELEVEN	TWELVE
NATIONAL	54	53	52	52	52	50	50	48	48	48	49	50
STATEWIDE	43	47	45	48	50	49	51	51	55	53	52	49
MOHAVE		49	48	49	51	50	51	52	55	53	54	
BULLHEAD CITY ELEM D		44	39	40	47	41	46	46				
BULLHEAD CITY INTERM		44	39	40	47	41	46	46				
BULLHEAD CITY JHS		43	25	47	43	39	54	60				
BULLHEAD PRIMARY		43	25	47	43	39	54	60				
CHLORIDE ELEM DISTRI		52	43	53	57	55	57	57	67	60	54	
MOUNT TIPTON SCHOOL		52	43	53	57	55	57	57	67	60	54	
COLORADO CITY UNIFIE												
COLORADO CITY ELEMEN												
COLORADO RIVER UNION												
COLORADO UNION HIGH												
HACKBERRY ELEM DISTR		44	19	81	62	29	29	63				
HACKBERRY		44	19	81	62	29	29	63				
KINGMAN ELEM DISTRIC		50	52	51	52	53	54	56				
CERBAT SCHOOLLOL		42	46	46	50	46						
HUALAPAI SCHOOL		67	64	57	57	59	54	56				
KINGMAN JUNIOR HIGH		58	47	51	44	49						
LA SENITA SCHOOL		50	55	51	58	58						
MANZANITA SCHOOL		36	49	50	49	54						
PALO CHRISTI SCHOOL		61	56	58	59	57	56	55	58	55	58	
LAKE HAVASU UNIFIED		51	49	46	55	51	56	55	58	55	58	
HAVASUPAI SCHOOL												
LAKE HAVASU H. S.												
LAKE HAVASU JHS												
NAUTILUS SCHOOL		66	57	53	56	54						
ORO GRANDE SCHOOL		54	52	63	60	60						



ARIZONA PUPIL ACHIEVEMENT TESTING

READING NATIONAL INDIVIDUAL PERCENTILE RANK APRIL 1991

COUNTY	DISTRICT	SCHOOL	GRADE														
			ONE	TWO	THREE	FOUR	FIVE	SIX	SEVEN	EIGHT	NINE	TEN	ELEVEN	TWELVE			
NATIONAL			54	53	52	52	52	52	50	50	50	50	48	48	48	49	50
STATENIDE			43	47	45	48	48	50	49	51	51	51	51	51	55	52	49
		SMOKETREE SCHOOL	61	58	58	54	55	55	60								
		STARLINE SCHOOL	68	62	62	67	65	60	60								
		LITTLEFIELD ELEM DIS	18	50	50	46	30	30	23	48							
		LITTLEFIELD SCHOOL	18	50	50	46	30	30	23	48							
		MOHAVE UNION H. S.												50	54	54	
		KINGMAN HIGH SCHOOL												50	54	54	
		MOHAVE VALLEY ELEM D	35	40	40	39	41	40	40	40	40	45	45	45	45	45	45
		FORT MOHAVE ELEM	39	46	46	41	43	36	36								
		MOHAVE VALLEY ELEM	30	33	33	37	40	45	45	40	40	45	45	45	45	45	45
		MOHAVE VALLEY JHS															
		OMENS WHITNEY ELEM D	47	51	51	56	58	52	52	57	57	47	47	47	47	47	47
		OMENS WHITNEY SCHOOL	47	51	51	56	58	52	52	57	57	47	47	47	47	47	47
		PEACH SPRINGS ELEM D	8	18	18	20	17	12	12	32	32	23	23	23	23	23	23
		PEACH SPRINGS SCHOOL	8	18	18	20	17	12	12	32	32	23	23	23	23	23	23
		VALENTINE ELEM DISTR	63	26	26	39	38	38	50	42	42	72	72	72	72	72	72
		VALENTINE SCHOOL	63	26	26	39	38	38	50	42	42	72	72	72	72	72	72
		YUCCA ELEM DISTRICT	66	35	35	39	39	72	72	72	72	72	72	72	72	72	72
		YUCCA SCHOOL	66	35	35	39	39	72	72	72	72	72	72	72	72	72	72



ARIZONA PUPIL ACHIEVEMENT TESTING

READING NATIONAL INDIVIDUAL PERCENTILE RANK

APRIL 1991

COUNTY	DISTRICT	SCHOOL	GRADE											
			ONE	TWO	THREE	FOUR	FIVE	SIX	SEVEN	EIGHT	NINE	TEN	ELEVEN	TWELVE
NATIONAL			54	53	52	52	52	52	50	43	48	49	50	
STATEWIDE			43	47	45	48	50	49	51	51	53	52	49	
NAVAJO				34	36	40	43	43	47	42	44	43		
	BLUE RIDGE UNIFIED			73	62	61	65	65	65	61	58	50		
	BLUE RIDGE			73	62				65	61	58	50		
	BLUE RIDGE H. S.													
	BLUE RIDGE JHS													
	BLUE RIDGE MIDDLE													
	CEDAR UNIFIED DISTRI			13	16	31	22	23	29	24				
	JEDITO SCHOOL			13	16	31	22	23	29	24				
	HEBER-OVERGAARD UNIF			52	56	51	65	53	61	53	54	51		
	CAPPS ELEMENTARY			52	56	51	65	53	61	53	54	51		
	MOGOLLON HIGH SCHOOL			47	44	50	49	53	46	42	41	46		
	HOLBROOK UNIFIED													
	HOLBROOK HIGH SCHOOL													
	HOLBROOK JUNIOR HIGH													
	HULET SCHOOL													
	PARK SCHOOL													
	JOSEPH CITY UNIFIED			53	45	48	49	55	51	52	56	58		
	JOSEPH CITY			53	45	48	49	55	51	52	56	58		
	JOSEPH CITY H. S.			12	23	25	29	29	38	26	26	22		
	KAYENTA UNIFIED DIST													
	KAYENTA INTERMEDIATE													
	KAYENTA MIDDLE													
	KAYENTA PRIMARY													
	MONUMENT VALLEY H.S.													
	PINON UNIFIED DISTRI			7	12	13	18	16	18	16	26			
	PINON JHS													

188

187



ARIZONA PUPIL ACHIEVEMENT TESTING

READING NATIONAL INDIVIDUAL PERCENTILE RANK APRIL 1991

COUNTY	DISTRICT	SCHOOL	GRADE														
			ONE	TWO	THREE	FOUR	FIVE	SIX	SEVEN	EIGHT	NINE	TEN	ELEVEN	TWELVE			
NATIONAL			54	53	52	52	52	52	52	50	50	50	48	48	48	49	50
STATEWIDE			43	47	45	48	48	50	50	49	51	51	55	55	53	52	49
		PINON SCHOOL	7	12	12	13	18	16	16	16	16	55	55	64	63	57	
		SHOW LOW UNIFIED DIS	48	54	54	47	47	55	55	58	58	55	64	64	63	57	
		LINDEN ELEMENTARY	68	79	79	42	74	74	74	42	42	55	64	64	63	57	
		PINEDALE/CLAY SCHOOL	42	34	34	61	48	48	48	61	61	55	64	64	63	57	
		SHOW LOW HIGH SCHOOL															
		SHOW LOW INTER															
		SHOW LOW JUNIOR HIGH	45	52	52	45	45	55	55	58	58	55	64	64	63	57	
		SHOW LOW PRIMARY															
		SNOWFLAKE UNIFIED DI	51	48	48	52	52	50	50	57	57	52	57	57	59	59	
		HIGHLAND PRIMARY	52	44	44												
		SNOWFLAKE H. S.															
		SNOWFLAKE INTERMED															
		SNOWFLAKE JHS	49	54	54	50	58	51	51	57	57	52	57	59	59		
		TAYLOR SCHOOL	9	17	17	17	26	28	28	35	35	32	32	30	30	21	
		WHITERIVER UNIFIED D															
		ALCHESAY HIGH SCHOOL	9	14	14	18	23	23	23	35	35	32	32	30	30	21	
		SEVEN MILE SCHOOL															
		WHITERIVER JHS	9	19	19	16	27	28	28	35	35	32	32	30	30	21	
		WHITERIVER SCHOOL	46	42	42	47	52	50	50	50	50	50	50	41	41	46	
		WINSLOW UNIFIED DIST															
		BONNIE BRENNAN	54	39	39	43	47	50	50	50	50	50	50	41	41	46	
		JEFFERSON SCHOOL	39	48	48	44	50	43	43	50	50	50	50	41	41	46	
		WASHINGTON SCHOOL	47	40	40	55	56	53	53	50	50	50	50	41	41	46	
		WINSLOW HIGH SCHOOL															
		WINSLOW JUNIOR HIGH															



ARIZONA PUPIL ACHIEVEMENT TESTING

READING NATIONAL INDIVIDUAL PERCENTILE RANK APRIL 1991

COUNTY	DISTRICT	SCHOOL	GRADE															
			ONE	TWO	THREE	FOUR	FIVE	SIX	SEVEN	EIGHT	NINE	TEN	ELEVEN					
NATIONAL			54	53	52	52	52	52	52	52	50	50	48	48	48	48	48	49
STATEWIDE			43	47	45	48	48	48	48	50	49	51	51	51	55	53	53	52
PIMA				44	45	46	46	48	48	48	48	48	49	54	54	53	51	51
	AJO UNIFIED DISTRICT			29	32	45	45	41	41	42	49	37	52	46	46	50	50	50
	AJO ELEMENTARY			29	32	45	45	41	41	42	49	37	52	46	46	50	50	50
	AJO HIGH SCHOOL																	
	AJO JUNIOR HIGH																	
	ALTAR VALLEY SCHOOL			42	43	38	38	44	44	38	41	46	52	48	48	48	48	49
	MARY E DILL SCHOOL			42	43	38	38	44	44	38	41	46	52	48	48	48	48	49
	AMPHITHEATER UNIFIED			53	54	56	56	57	57	57	59	58	62	60	60	60	59	59
	AMPHITHEATER EVENINGS																	
	AMPHITHEATER H. S.																	
	AMPHITHEATER JR HIGH																	
	CANYON DEL ORO HIGH																	
	COPPER CREEK ELEM			70	64	54	54	70	70	53	61	56	68	64	64	64	65	65
	CORONADO MIDDLE																	
	CORONADO SCHOOL			42	45	56	56	55	55	41	46	46	51	51	54	54	53	53
	E C NASH SCHOOL			27	36	33	33	31	31	46	46	46	51	51	54	54	53	53
	F O HOLAWAY SCHOOL			56	57	56	56	55	55	46	46	46	51	51	54	54	53	53
	HELEN KEELING SCHOOL			40	34	35	35	35	35	46	46	46	51	51	54	54	53	53
	L M PRINCE SCHOOL			30	37	29	29	41	41	43	43	43	67	67	68	68	65	65
	LAWRENCE W CROSS JR																	
	LULU WALKER SCHOOL			44	60	64	64	61	61	67	69	67	69	67	68	68	65	65
	MARION DONALDSON			73	72	65	65	74	74	68	68	68	68	68	68	68	65	65
	MESA VERDE SCHOOL			58	61	71	71	64	64	58	58	58	58	58	58	58	53	53
	RIO VISTA SCHOOL			44	53	49	49	48	48	75	75	75	75	75	75	75	75	75
	WINIFRED HARELSON			79	67	69	69	71	71	75	75	75	75	75	75	75	75	75
	CATALINA FOOTHILLS U			70	72	74	74	71	71	72	74	75	75	75	75	75	75	75
	CANYON VIEW			58	72	72	72	67	67	68	72	74	74	74	74	74	74	74
	ESPERO CANYON			80	70	76	76	77	77	76	76	76	76	76	76	76	76	76
	MANZANITA SCHOOL																	
	ORANGE GROVE JHS																	
	SUNRISE DRIVE SCHOOL			71	72	74	74	69	69	76	76	76	76	76	76	76	76	76



ARIZONA PUPIL ACHIEVEMENT TESTING

READING

NATIONAL INDIVIDUAL PERCENTILE RANK

APRIL 1991

COUNTY	DISTRICT SCHOOL	GRADE														
		ONE	TWO	THREE	FOUR	FIVE	SIX	SEVEN	EIGHT	NINE	TEN	ELEVEN	TWELVE			
NATIONAL STATEWIDE		54	53	52	52	52	50	50	48	48	48	50	48	48	49	50
		43	47	45	48	50	49	50	51	51	55	51	55	53	52	49
	CONTINENTAL ELEM DIS		54	56	49	47	57	47	61	57	61	61	57	57	54	
	CONTINENTAL SCHOOL		54	56	49	47	57	47	61	57	61	61	57	57	54	
	FLOWING WELLS UNIFIE		49	47	53	53	46	53	48	43	48	48	56	59	54	
	CENTENNIAL SCHOOL		52	56	58	49	46	49	48	43	48	48	56	59	54	
	FLOWING WELLS H. S.		41	45	52	51	51	51	48	43	48	48	56	59	54	
	FLOWING WELLS JHS		47	46	42	51	51	51	48	43	48	48	56	59	54	
	HOMER DAVIS SCHOOL		54	56	61	58	58	58	48	43	48	48	56	59	54	
	LAGUNA SCHOOL		48	34	49	55	55	55	49	43	48	48	56	59	54	
	ROBERT RICHARDSON		13	19	20	25	25	25	34	31	31	31	25	20	21	
	WALTER DOUGLAS		13	19	20	25	25	25	34	31	31	31	25	20	21	
	INDIAN OASIS-BABOQUI		59	57	57	57	54	57	58	58	58	58	62	62	58	
	BABOQUIVARI H. S.		62	66	58	57	65	57	65	58	65	65	62	62	58	
	BABOQUIVARI JHS		72	61	62	62	65	67	65	62	65	65	67	62	58	
	INDIAN OASIS PRIMARY		51	51	55	50	50	50	50	55	54	54	56	51	46	
	TOPAWA MIDDLE		46	28	44	44	54	56	54	56	54	54	56	51	46	
	MARANA UNIFIED DISTR		55	59	59	59	39	55	39	52	53	53	65	67	64	
	BUTTERFIELD SCHOOL		58	54	49	59	59	59	59	52	53	53	65	67	64	
	DEGRAZIA SCHOOL		58	62	61	61	54	54	60	61	60	60	65	67	64	
	DESERT WINDS SCHOOL		58	62	61	61	54	54	60	61	60	60	65	67	64	
	ESTES SCHOOL		63	46	60	47	47	47	51	51	50	50	53	49	53	
	IRONWOOD SCHOOL		63	46	60	47	47	47	51	51	50	50	53	49	53	
	MARANA HIGH SCHOOL		63	46	60	47	47	47	51	51	50	50	53	49	53	
	MARANA JHS		63	46	60	47	47	47	51	51	50	50	53	49	53	
	MOUNTAIN VIEW SCHOOL		63	46	60	47	47	47	51	51	50	50	53	49	53	
	ROADRUNNER SCHOOL		63	46	60	47	47	47	51	51	50	50	53	49	53	
	THORNYDALE SCHOOL		63	46	60	47	47	47	51	51	50	50	53	49	53	
	TORTOLITA JHS		63	46	60	47	47	47	51	51	50	50	53	49	53	
	SAHUARITA UNIFIED DI		63	46	60	47	47	47	51	51	50	50	53	49	53	
	SAHUARITA H. S.		63	46	60	47	47	47	51	51	50	50	53	49	53	
	SAHUARITA JHS		63	46	60	47	47	47	51	51	50	50	53	49	53	



ARIZONA PUPIL ACHIEVEMENT TESTING

READING NATIONAL INDIVIDUAL PERCENTILE RANK

APRIL 1991

COUNTY	DISTRICT	SCHOOL	GRADE													
			ONE	TWO	THREE	FOUR	FIVE	SIX	SEVEN	EIGHT	NINE	TEN	ELEVEN	TWELVE		
NATIONAL			54	53	52	52	52	52	50	50	48	48	49	50	49	50
STATEWIDE			43	47	45	46	48	49	49	51	51	55	52	52	52	49
		SAHUARITA SCHOOL	61	61	44	60	44	44								
		SOPORI SCHOOL	68	68	52	59	52	52								
		SAN FERNANDO ELEM DI			41	41	41	41								
		SAN FERNANDO SCHOOL	30	30	33	36	36	34	38	40	40	40	40	40	37	37
		SUNNYSIDE UNIFIED DI														
		APOLLO MIDDLE SCHOOL	29	29	23	43	48	48	35	36	38	41	37	33	33	33
		CHAPPARRAL MIDDLE	28	28	28	23	31	31	35	36	38	41	37	33	33	33
		CRAYCROFT SCHOOL	35	35	36	34	39	31	35	36	38	41	37	33	33	33
		DESERT VIEW H.S.	34	34	45	47	40	40	40	40	40	40	40	40	40	40
		DREXEL SCHOOL	52	52	45	61	60	60	60	60	60	60	60	60	60	60
		ELVIRA SCHOOL	29	29	28	40	27	27	27	27	27	27	27	27	27	27
		ESPERANZA SCHOOL	15	15	25	31	29	29	29	29	29	29	29	29	29	29
		GALLEGO SCHOOL	31	31	35	42	36	36	36	36	36	36	36	36	36	36
		LIBERTY SCHOOL	17	17	24	25	26	26	26	26	26	26	26	26	26	26
		LOS AMIGOS SCHOOL	23	23	31	30	30	30	30	30	30	30	30	30	30	30
		LOS NINOS SCHOOL	29	29	33	35	26	26	40	42	42	42	42	42	42	42
		LOS RANCHITOS SCHOOL														
		MISSION MANOR SCHOOL														
		SANTA CLARA SCHOOL														
		SIERRA MIDDLE SCHOOL														
		SUNNYSIDE ALT ED														
		SUNNYSIDE H. S.														
		TANQUE VERDE UNIFIED	71	71	68	69	69	69	67	57	69	74	51	51	51	51
		AGUA CALIENTE SCHOOL	76	76	65	69	65	65	59	57	69	74	51	51	51	51
		EMILY GRAY JHS	67	67	70	68	73	73	74	74	69	74	51	51	51	51
		TANQUE VERDE SCHOOL	41	41	41	42	45	45	45	44	46	53	51	51	51	51
		TUCSON UNIFIED DISTR														
		BASIC CURRICULUM														
		BILINGUAL MAGNET	46	46	44	44	53	53	29	53	61	61	196	196	196	196
		BLENMAN SCHOOL	76	76	84	62	65	65	57	57	35	35	196	196	196	196
		BLOOM SCHOOL	60	60	49	52	60	60	57	57	35	35	196	196	196	196
		BONILLAS SCHOOL														



ARIZONA PUPIL ACHIEVEMENT TESTING

READING NATIONAL INDIVIDUAL PERCENTILE RANK

APRIL 1991

COUNTY	DISTRICT	SCHOOL	GRADE													
			ONE	TWO	THREE	FOUR	FIVE	SIX	SEVEN	EIGHT	NINE	TEN	ELEVEN	TWELVE		
NATIONAL			54	53	52	52	52	52	52	52	50	48	48	48	49	50
STATEWIDE			43	47	45	48	48	48	48	49	51	51	55	55	52	49
		BOOTH SCHOOL	60	57	57	52	50	50	50	58	50	48	48	48	49	50
		BORMAN SCHOOL	58	41	41	39	39	39	39	58	51	51	55	55	52	49
		BORTON SCHOOL	44	41	56	54	54	55	47	47	47	47	47	47	47	47
		BRIGHTA SCHOOL	45	56	38	38	38	44	43	43	50	50	50	50	50	50
		CARRILLO SCHOOL							24	24	39	39	39	39	39	39
		CARSON JUNIOR HIGH S	14	20	20	20	20	26	27	27	39	39	38	38	42	42
		CATALINA HIGH SCHOOL														
		CAVETT SCHOOL														
		CHOLLA HIGH SCHOOL														
		COLLIER SCHOOL	56	62	62	65	65	57	65	65	43	43	38	38	36	36
		CORBETT SCHOOL	57	42	42	46	46	59	56	56	43	43	38	38	36	36
		CRAGIN SCHOOL	49	45	45	50	50	50	50	50	43	43	38	38	36	36
		DAVIDSON SCHOOL	37	40	40	43	43	49	49	49	43	43	38	38	36	36
		DAVIS SCHOOL	32	27	27	43	43	35	35	35	43	43	38	38	36	36
		DIETZ SCHOOL	30	41	41	34	34	51	51	51	43	43	38	38	36	36
		DOOLEN JR HIGH SCHOO														
		DRACHMAN SCHOOL	31	30	30	53	53	41	41	41	43	43	38	38	36	36
		DUFFY SCHOOL	57	33	33	50	50	61	61	61	55	55	55	55	52	52
		DUNHAM SCHOOL	56	54	54	40	40	46	46	46	52	52	53	53	53	53
		ERICKSON SCHOOL	32	37	37	40	40	46	46	46	52	52	53	53	53	53
		FICKETT JR HIGH SCHO														
		FORD SCHOOL	38	36	36	40	40	43	43	43	52	52	53	53	53	53
		FRUCHTENDLER SCHOOL	73	78	78	73	73	81	81	81	50	50	53	53	53	53
		FT LOWELL SCHOOL	37	46	46	51	51	48	48	48	52	52	53	53	53	53
		GALE SCHOOL	66	51	51	59	59	62	62	62	52	52	57	57	57	57
		GRIDLEY JR HIGH SCHO														
		GRIJALVA	33	34	34	46	46	45	45	45	52	52	57	57	57	57
		HENRY SCHOOL	53	47	47	60	60	64	64	64	39	39	30	30	30	30
		HOHOKAM														
		HOLLADAY SCHOOL														
		HOLLINGER SCHOOL	7	16	16	42	42	47	47	47	31	31	30	30	30	30
		HOWELL SCHOOL	45	51	51	36	36	58	58	58	24	24	5	5	5	5
		HOMENSTINE														
		HUDLOW SCHOOL	52	42	42	48	48	45	45	45	24	24	5	5	5	5
		HUGHES SCHOOL	66	80	80	59	59	71	71	71	44	44	21	21	21	21
		JEFFERSON PARK SCHOO	48	56	56	43	43	37	37	37	76	76	21	21	21	21
		JUNIOR HIGH ACCOMM														
		KEEN SCHOOL	15	32	32	26	26	32	32	32	22	22	21	21	21	21
		KELLOND SCHOOL	64	52	52	57	57	55	55	55	43	43	21	21	21	21
		LAWRENCE SCHOOL	7	15	15	19	19	23	23	23	43	43	21	21	21	21



ARIZONA PUPIL ACHIEVEMENT TESTING

READING NATIONAL INDIVIDUAL PERCENTILE RANK APRIL 1991

COUNTY	DISTRICT	SCHOOL	GRADE														
			ONE	TWO	THREE	FOUR	FIVE	SIX	SEVEN	EIGHT	NINE	TEN	ELEVEN	TWELVE			
NATIONAL			54	53	52	52	52	52	52	52	50	50	48	48	48	49	50
STATEWIDE			43	47	45	48	48	50	49	51	51	55	53	52	49	49	
		LINEWEAVER SCHOOL															
		LYNN SCHOOL		73	72	72	72	70	74	48	50	50	48	48	48	49	50
		LYONS SCHOOL		14	26	26	19	26	37	48	50	51	53	52	52	50	50
		LYONS JR HIGH SCHOOL		38	40	40	34	37									
		MALDONADO		23	27	27	43	38									
		MANSFIELD JR HIGH SCH		2b	25	25	19	26	22	22	22	22	22	22	22	22	22
		MANZO SCHOOL		55	56	56	53	56									
		MARSHALL SCHOOL		15	25	25	28	23	35	36	36	36	36	36	36	36	36
		MAXWELL JR HIGH SCHD		49	57	57	40	46	37	43	43	43	43	43	43	43	43
		MENLO PARK SCHOOL		36	29	29	39	37	36	36	36	36	36	36	36	36	36
		MILES ELC		24	13	13	16	25	17	17	17	17	17	17	17	17	17
		MILLER SCHOOL		25	42	42	32	43	42	42	42	42	42	42	42	42	42
		MISSION VIEW SCHOOL															
		MYERS SCHD		9	20	20	14	27	39	39	39	39	39	39	39	39	39
		NAVY JR HIGH SCHOOL															
		OCMOA SCHOOL															
		PALO VERDE HIGH SCHD															
		PISTOR JR HIGH SCHOOL															
		PROJECT MORE															
		PROJECT PASS															
		PUEBLO															
		PUEBLO GARDENS		21	18	18	24	32	43	43	43	43	43	43	43	43	43
		REYNOLDS SCHOOL		45	39	39	54	53	54	54	54	54	54	54	54	54	54
		RICHEY SCHOOL		19	21	21	37	25	16	16	16	16	16	16	16	16	16
		RINCON															
		ROBERTS SCHOOL		28	21	21	23	31	40	40	40	40	40	40	40	40	40
		ROBINSON SCHOOL		37	34	34	34	39	39	39	39	39	39	39	39	39	39
		ROGERS SCHOOL		43	49	49	46	59	56	56	56	56	56	56	56	56	56
		ROSE SCHOOL		30	25	25	25	19	18	18	18	18	18	18	18	18	18
		ROSKRUGE SCHOOL		29	30	30	25	18									
		SABINO HIGH SCHOOL		19	17	17	25	29	48	48	48	48	48	48	48	48	48
		SAFFORD ELEM SCHOOL															
		SAFFORD JR HIGH SCHD															
		SAHUARO HIGH SCHOOL															
		SANTA RITA															
		SCHUMAKER SCHOOL		55	52	52	39	56	63	63	63	63	63	63	63	63	63
		SECRETIST JR HIGH SCHD															
		SENIOR HIGH ACCOMODA		55	63	63	65	55	58	58	58	58	58	58	58	58	58
		SEMELL SCHOOL		35	59	59	43	50	41	41	41	41	41	41	41	41	41
		SMITH SCHOOL															
																	200



ARIZONA PUPIL ACHIEVEMENT TESTING

READING NATIONAL INDIVIDUAL PERCENTILE RANK APRIL 1991

COUNTY	DISTRICT	SCHOOL	GRADE												
			ONE	TWO	THREE	FOUR	FIVE	SIX	SEVEN	EIGHT	NINE	TEN	ELEVEN	TWELVE	
NATIONAL			54	53	52	52	52	52	52	50	50	48	48	49	50
STATEWIDE			43	47	45	48	48	50	49	51	55	55	52	52	49
		SOLENG TOM	54	53	52	52	52	52	52	50	50	48	48	49	50
		STEELE SCHOOL	54	53	52	52	52	52	52	50	50	48	48	49	50
		TEEN-AGE PARENT PROG	54	53	52	52	52	52	52	50	50	48	48	49	50
		TOLSON SCHOOL	54	53	52	52	52	52	52	50	50	48	48	49	50
		TOWNSEND JR HIGH SCH	54	53	52	52	52	52	52	50	50	48	48	49	50
		TRANSITION	54	53	52	52	52	52	52	50	50	48	48	49	50
		TUCSON HIGH SCHOOL	54	53	52	52	52	52	52	50	50	48	48	49	50
		TULLY SCHOOL	54	53	52	52	52	52	52	50	50	48	48	49	50
		UNIVERSITY	54	53	52	52	52	52	52	50	50	48	48	49	50
		UTTERBACK JR HIGH SC	54	53	52	52	52	52	52	50	50	48	48	49	50
		VAIL JR HIGH SCHOOL	54	53	52	52	52	52	52	50	50	48	48	49	50
		VAN BUSKIRK SCHOOL	54	53	52	52	52	52	52	50	50	48	48	49	50
		VAN HORNE SCHOOL	54	53	52	52	52	52	52	50	50	48	48	49	50
		VESEY SCHOOL	54	53	52	52	52	52	52	50	50	48	48	49	50
		WAKEFIELD JR HIGH SC	54	53	52	52	52	52	52	50	50	48	48	49	50
		WARREN SCHOOL	54	53	52	52	52	52	52	50	50	48	48	49	50
		WHEELER SCHOOL	54	53	52	52	52	52	52	50	50	48	48	49	50
		WHITE SCHOOL	54	53	52	52	52	52	52	50	50	48	48	49	50
		WHITMORE SCHOOL	54	53	52	52	52	52	52	50	50	48	48	49	50
		WRIGHT SCHOOL	54	53	52	52	52	52	52	50	50	48	48	49	50
		WRIGHTSTOWN SCHOOL	54	53	52	52	52	52	52	50	50	48	48	49	50
		VAIL ELEM DISTRICT	54	53	52	52	52	52	52	50	50	48	48	49	50
		ACACIA ELEMENTARY	54	53	52	52	52	52	52	50	50	48	48	49	50
		OLD VAIL MIDDLE	54	53	52	52	52	52	52	50	50	48	48	49	50
		ZIMMERMAN ACCOM SCHL	54	53	52	52	52	52	52	50	50	48	48	49	50
		ZIMMERMAN ACCOMH	54	53	52	52	52	52	52	50	50	48	48	49	50



ARIZONA PUPIL ACHIEVEMENT TESTING

READING NATIONAL INDIVIDUAL PERCENTILE RANK APRIL 1991

COUNTY	DISTRICT	SCHOOL	GRADE												
			ONE	TWO	THREE	FOUR	FIVE	SIX	SEVEN	EIGHT	NINE	TEN	ELEVEN	TWELVE	
NATIONAL			54	53	52	52	52	52	52	50	50	48	48	49	50
STATEWIDE			43	47	45	48	50	50	49	51	55	53	51	52	49
PINAL				38	35	39	44	44	41	44	46	47	45	45	
	APACHE JUNCTION UNIF		46	46	46	49	53	53	46	52	57	58	51	51	
	APACHE JUNCTION H S			48	45	53	51	51	49	52	57	58	51	51	
	APACHE JUNCTION JHS			34	38	39	48	48	42	52					
	DESERT VISTA			41	54	54	60	60	49						
	FOUR PEAKS SCHOOL			64	46	49	54	54	42						
	GOLD CANYON														
	SUPERSTITION MTN														
	CASA GRANDE ELEM DIS		34	34	36	33	42	42	40	39	47	47	46	50	
	CASA GRANDE JHS			40	45	45	47	47	40	39	47	47	46	50	
	CHOLLA SCHOOL			41	32	32	37	37	39				46	50	
	COTTONWOOD SCHOOL			37	42	34	49	49	42				46	50	
	EVERGREEN SCHOOL			27	37	28	44	44	45				52	46	
	IRONWOOD SCHOOL			28	28	32	31	31	37				41	46	
	OCOTILLO SCHOOL			37	31	33	39	39	34				41	52	
	PALO VERDE SCHOOL			31	32	28	40	40	43				41	46	
	SAGUARO SCHOOL														
	CASA GRANDE UNION H.														
	CASA GRANDE UNION														
	COOLIDGE UNIFIED DIS		35	35	37	45	40	40	44	45	48	48	46	46	
	COOLIDGE CENTRAL														
	COOLIDGE HIGH SCHOOL														
	NORTH SCHOOL														
	WEST SCHOOL		35	37	45	45	40	40	44	45	48	48	46	46	
	ELOY ELEM DISTRICT														
	CURIEL SCHOOL		28	28	20	25	30	30	28	33	28	28	52	46	
	ELOY INTERMEDIATE														
	ELOY JUNIOR HIGH		28	28	20	25	30	30	28	33	28	28	52	46	



ARIZONA PUPIL ACHIEVEMENT TESTING

READING NATIONAL INDIVIDUAL PERCENTILE RANK

APRIL 1991

COUNTY	DISTRICT	SCHOOL	GRADE																
			ONE	TWO	THREE	FOUR	FIVE	SIX	SEVEN	EIGHT	NINE	TEN	ELEVEN	TWELVE					
NATIONAL			54	53	52	52	52	52	52	50	50	50	48	48	48	48	49	49	50
STATEWIDE			43	47	45	48	50	50	49	49	49	51	51	55	53	53	52	52	49
	FLORENCE UNIFIED DIS		40	40	41	39	46	46	37	49	49	48	48	49	42	42	33	33	33
	FLORENCE ELEMENTARY		40	40	41	39	46	46	37	49	49	48	48	49	42	42	33	33	33
	FLORENCE HIGH SCHOOL		42	42	30	45	47	47	45	29	29	44	44	44	44	44	40	40	40
	FLORENCE MIDDLE		42	42	30	45	47	47	45	29	29	44	44	44	44	44	40	40	40
	J O COMBS ELEM DISTR		51	51	29	39	44	44	44	44	44	40	40	39	39	40	40	40	40
	J O COMBS SCHOOL		51	51	29	39	44	44	44	44	44	40	40	39	39	40	40	40	40
	MANMOTH SAN MANUEL U		52	52	34	29	44	45	44	44	44	40	40	46	45	24	24	24	24
	AVENUE B SCHOOL		48	48	22	29	44	44	42	44	44	40	40	39	38	40	42	42	42
	EL CAMINO ED CENTER		48	48	22	29	44	44	42	44	44	40	40	39	38	40	42	42	42
	FIRST AVENUE SCHOOL		48	48	22	29	44	44	42	44	44	40	40	39	38	40	42	42	42
	GARDNER MIDDLE		48	48	22	29	44	44	42	44	44	40	40	39	38	40	42	42	42
	MANMOTH SCHOOL		48	48	22	29	44	44	42	44	44	40	40	39	38	40	42	42	42
	SAN MANUEL HIGH		48	48	22	29	44	44	42	44	44	40	40	39	38	40	42	42	42
	MARICOPA UNIFIED DIS		40	40	40	41	47	47	37	42	42	47	47	42	44	42	42	42	42
	MARICOPA HIGH SCHOOL		40	40	40	41	47	47	37	42	42	47	47	42	44	42	42	42	42
	MARICOPA MIDDLE		40	40	40	41	47	47	37	42	42	47	47	42	44	42	42	42	42
	MARICOPA SCHOOL		40	40	40	41	47	47	37	42	42	47	47	42	44	42	42	42	42
	MARY C O'BRIEN ELEM		14	14	13	31	24	24	24	24	24	45	45	42	44	42	42	42	42
	MARY C O'BRIEN		14	14	13	31	24	24	24	24	24	45	45	42	44	42	42	42	42
	ORACLE ELEM DISTRICT		48	48	39	46	54	54	46	47	47	45	45	42	44	42	42	42	42
	ORACLE ELEM DISTRICT		48	48	39	46	54	54	46	47	47	45	45	42	44	42	42	42	42
	MOUNTAIN VISTA		48	48	39	46	54	54	46	47	47	45	45	42	44	42	42	42	42
	ORACLE RIDGE		48	48	39	46	54	54	46	47	47	45	45	42	44	42	42	42	42
	PICACHO ELEM DISTRICT		18	18	39	25	39	39	47	36	36	24	24	42	44	42	42	42	42
	PICACHO SCHOOL		18	18	39	25	39	39	47	36	36	24	24	42	44	42	42	42	42



ARIZONA PUPIL ACHIEVEMENT TESTING

READING NATIONAL INDIVIDUAL PERCENTILE RANK APRIL 1991

COUNTY	DISTRICT	SCHOOL	GRADE													
			ONE	TWO	THREE	FOUR	FIVE	SIX	SEVEN	EIGHT	NINE	TEN	ELEVEN	TWELVE		
NATIONAL			54	53	52	52	52	52	52	50	50	50	48	48	49	50
STATEWIDE			43	47	45	48	50	50	49	49	51	51	51	55	52	49
	RAY UNIFIED DISTRICT			52	37	43	40	40	51	54	54	47	47	57	54	51
	RAY ELEMENTARY			52	37	43	40	40	51	54	54	47	47	57	54	51
	RAY HIGH SCHOOL			52	37	43	40	40	51	54	54	47	47	57	54	51
	RAY PRIMARY			52	37	43	40	40	51	54	54	47	47	57	54	51
	RED ROCK ELEM DISTRI			64	36	52	62	62	47	46	46	40	40	40	40	40
	RED ROCK SCHOOL			64	36	52	62	62	47	46	46	40	40	40	40	40
	SACATON ELEM DISTRIC			24	20	35	23	23	22	32	32	25	25	25	25	25
	SACATON ELEMENTARY			24	20	35	23	23	22	32	32	25	25	25	25	25
	SACATON MIDDLE			24	20	35	23	23	22	32	32	25	25	25	25	25
	SANTA CRUZ VLY U H S													27	29	29
	SANTA CRUZ VALLEY HS													27	29	29
	STANFIELD ELEM DISTR			26	21	34	37	37	37	42	42	41	41	37	43	37
	STANFIELD SCHOOL			26	21	34	37	37	37	42	42	41	41	37	43	37
	SUPERIOR UNIFIED DIS			39	24	37	45	45	55	48	48	53	53	37	37	37
	KENNEDY SCHOOL			39	24	37	45	45	55	48	48	53	53	37	37	37
	ROOSEVELT SCHOOL			39	24	37	45	45	55	48	48	53	53	37	37	37
	SUPERIOR HIGH SCHOOL			39	24	37	45	45	55	48	48	53	53	37	37	37
	TOLTEC ELEM DISTRICT			39	37	43	51	51	57	53	53	54	54	43	43	43
	TOLTEC SCHOOL			39	37	43	51	51	57	53	53	54	54	43	43	43



ARIZONA PUPIL ACHIEVEMENT TESTING

READING

NATIONAL INDIVIDUAL PERCENTILE RANK

APRIL 1991

COUNTY	DISTRICT	SCHOOL	GRADE													
			ONE	TWO	THREE	FOUR	FIVE	SIX	SEVEN	EIGHT	NINE	TEN	ELEVEN	TWELVE		
NATIONAL			54	53	52	52	52	52	50	50	50	48	48	49	49	50
STATEWIDE			43	47	45	48	50	50	49	49	51	51	51	52	52	49
SANTA CRUZ				35	31	37	36	36	40	43	43	40	40	40	40	
	NOGALES UNIFIED DIST			31	28	32	32	31	37	41	41	36	36	40	40	
	A J MITCHELL SCHOOL			35	24	26	26	27								
	CHALLENGER			41	26	33	33	36								
	CORONADO ELEMENTARY			31	51	49	49	44								
	LINCOLN SCHOOL			26	30	43	43	27								
	MARY MELTY SCHOOL			21	18	21	21	23								
	NOGALES HIGH SCHOOL															
	PIERSON MIDDLE															
	WADE CARPENTER MID															
	PATAGONIA ELEM DISTR			43	36	48	48	44								
	PATAGONIA SCHOOL			43	36	48	48	44								
	PATAGONIA UNION HIGH															
	PATAGONIA H. S.															
	SANTA CRUZ ELEM DIST															
	SANTA CRUZ SCHOOL			41	41	59	59	52								
	SANTA CRUZ VALLEY UN			41	41	59	59	52								
	SANTA CRUZ VALLEY UN			45	41	52	52	48								
	CALABASAS SCHOOL															
	MOUNTAIN VIEW SCHOOL			45	41	52	52	48								
	TUBAC SCHOOL															
	SONOITA ELEM DISTRIC			46	59	75	75	77								
	ELGIN SCHOOL			46	59	75	75	77								



ARIZONA PUPIL ACHIEVEMENT TESTING

READING

NATIONAL INDIVIDUAL PERCENTILE RANK

APRIL 1991

COUNTY	DISTRICT	SCHOOL	GRADE														
			ONE	TWO	THREE	FOUR	FIVE	SIX	SEVEN	EIGHT	NINE	TEN	ELEVEN	TWELVE			
NATIONAL			54	53	52	52	52	52	50	50	48	48	48	48	49	49	50
STATEMIDE			43	47	45	48	50	50	49	51	51	51	55	53	52	52	49
YAVAPAI				53	53	54	58	58	57	58	57	58	58	62	58	62	58
	ASH FORK UNIFIED DIS		58	58	20	55	46	46	45	50	58	58	61	46	61	46	61
	ASH FORK HIGH SCHOOL		58	58	20	55	46	46	45	50	58	58	61	46	61	46	61
	ASH FORK SCHOOL		58	58	20	55	46	46	45	50	58	58	61	46	61	46	61
	BAGDAD UNIFIED DISTR		58	58	54	57	57	57	60	51	61	61	55	57	47	47	47
	BAGDAD HIGH SCHOOL		58	58	54	57	57	57	60	51	61	61	55	57	47	47	47
	DAVID C LINCOLN		58	58	54	57	57	57	60	51	61	61	55	57	47	47	47
	BEAVER CREEK ELEM DI		54	54	59	47	64	64	70	54	45	45	45	57	56	56	56
	BEAVER CREEK SCHOOL		54	54	59	47	64	64	70	54	45	45	45	57	56	56	56
	CAMP VERDE UNIFIED D		40	40	45	46	51	51	53	53	55	55	49	59	56	56	56
	CAMP VERDE H. S.		40	40	45	46	51	51	53	53	55	55	49	59	56	56	56
	CAMP VERDE SCHOOL		19	19	49	33	57	57	49	59	67	67	49	59	56	56	56
	CANON ELEM DISTRICT		19	19	49	33	57	57	49	59	67	67	49	59	56	56	56
	CANON JHS		19	19	49	33	57	57	49	59	67	67	49	59	56	56	56
	CANON SCHOOL		19	19	49	33	57	57	49	59	67	67	49	59	56	56	56
	CHINO VALLEY UNIFIED		57	57	52	52	51	51	51	54	53	53	54	52	51	51	51
	CHINO VALLEY HIGH		57	57	52	52	51	51	51	54	53	53	54	52	51	51	51
	DEL RIO SCHOOL		58	58	61	51	54	54	44	57	40	40	54	52	51	51	51
	HERITAGE MIDDLE		58	58	61	51	54	54	44	57	40	40	54	52	51	51	51
	CLARKDALE--JEROME ELE		49	49	55	56	58	58	57	58	57	57	57	57	57	57	57
	CLARKDALE--JEROME		42	42	54	54	60	60	55	55	58	58	57	57	57	57	57
	COTTONWOOD OAK CRK ELE		42	42	54	54	60	60	55	55	58	58	57	57	57	57	57
	COTTONWOOD		42	42	54	54	60	60	55	55	58	58	57	57	57	57	57
	COTTONWOOD JHS		42	42	54	54	60	60	55	55	58	58	57	57	57	57	57



ARIZONA PUPIL ACHIEVEMENT TESTING

READING NATIONAL INDIVIDUAL PERCENTILE RANK APRIL 1991

COUNTY	DISTRICT	SCHOOL	GRADE													
			ONE	TWO	THREE	FOUR	FIVE	SIX	SEVEN	EIGHT	NINE	TEN	ELEVEN	TWELVE		
NATIONAL			54	53	52	52	52	52	52	52	50	48	48	48	49	50
STATEWIDE			43	47	45	48	50	49	51	51	51	53	55	53	52	49
	DR. DANIEL BRIGHT															
	OAK CREEK SCHOOL															
	WEST SEDONA SCHOOL															
	CROWN KING ELEM DIST															
	CROWN KING SCHOOL															
	HILLSIDE ELEM DISTRI															
	HILLSIDE SCHOOL															
	HUMBOLDT UNIFIED DIS															
	BRADSHAW MOUNTAIN															
	BRADSHAW MOUNTAIN HS															
	HUMBOLDT ELEMENTARY															
	LAKE VALLEY SCHOOL															
	MOUNTAIN VIEW															
	KIRKLAND ELEM DISTRI															
	KIRKLAND SCHOOL															
	MAYER UNIFIED DISTRI															
	MAYER HIGH SCHOOL															
	MAYER SCHOOL															
	MINGUS UNION H.S.															
	MINGUS UNION HIGH															
	PRESCOTT UNIFIED DIS															
	ABIA JUDD															
	DEXTER SCHOOL															
	GRANITE MOUNTAIN JR															
	LINCOLN SCHOOL															
	MILLER VALLEY SCHOOL															

ARIZONA PUPIL ACHIEVEMENT TESTING

READING NATIONAL INDIVIDUAL PERCENTILE RANK APRIL 1991



COUNTY	DISTRICT	SCHOOL	GRADE																
			ONE	TWO	THREE	FOUR	FIVE	SIX	SEVEN	EIGHT	NINE	TEN	ELEVEN	TWELVE					
NATIONAL			54	53	52	52	52	50	50	50	50	50	48	48	48	48	49	49	50
STATEWIDE			43	47	45	48	50	49	51	51	51	51	55	55	55	53	52	49	49
		PRESCOTT HIGH SCHOOL	69	70	66	66	66	63	64	64	64	64	64	64	64	64	60	60	60
		PRESCOTT JUNIOR HIGH	64	52	45	45	54	64	64	64	64	64	64	64	64	64	60	60	60
		TAYLOR HICKS SCHOOL																	
		WASHINGTON SCHOOL																	
		SELIGMAN UNIFIED DIS	57	23	23	33	75	54	41	41	41	41	25	25	37	54	54	54	
		SELIGMAN HIGH SCHOOL	57	23	23	33	75	54	41	41	41	41	25	25	37	54	54	54	
		SELIGMAN SCHOOL																	
		SKULL VALLEY ELEM DI	83	71	71		39	45	45	45	45	45	45	45	45	45	45	45	
		SKULL VALLEY SCHOOL	83	71	71		39	45	45	45	45	45	45	45	45	45	45	45	
		YARNELL ELEM DISTRIC	51	61	61	40	31	41	41	41	41	41	41	41	41	41	41	41	
		YARNELL SCHOOL	51	61	61	40	31	41	41	41	41	41	41	41	41	41	41	41	
																			216



ARIZONA PUPIL ACHIEVEMENT TESTING

READING NATIONAL INDIVIDUAL PERCENTILE RANK APRIL 1991

COUNTY	DISTRICT	SCHOOL	GRADE														
			ONE	TWO	THREE	FOUR	FIVE	SIX	SEVEN	EIGHT	NINE	TEN	ELEVEN	TWELVE			
NATIONAL			54	53	52	52	52	52	50	50	50	48	48	48	48	49	50
STATEWIDE			43	47	45	48	50	49	49	51	51	51	51	55	53	52	49
YUMA				31	30	35	36	39	39	40	37	40	40	44	35	37	31
	ANTELOPE UNION H.S.																
	ANTELOPE UNION H.S.		40	39	41	41	45	43	43	44	41	44	41	44	34	31	31
	CRANE ELEM DISTRICT																
	CRANE JHS		48	49	46	46	53	47	47	44	41	44	41				
	CRANE PUEBLO SCHOOL		44	37	39	39	44	38	38								
	H L SUVERKRUP SCHOOL		21	26	28	28	30	35	35								
	RANCHOVIEJO SCHOOL		61	54	65	65	65	61	61								
	RONALD REAGAN FUND																
	GADSDEN ELEM DISTRICT		8	11	13	13	11	18	18	21	18	21	18				
	GADSDEN SCHOOL			8	13	13	11	18	18								
	RIO COLORADO			11													
	HYDER ELEM DISTRICT		17	36	37	37	26	41	41	44	38	44	38				
	DATELAND SCHOOL		17	36	37	37	26	41	41	44	38	44	38				
	MOHAWK VALLEY ELEM D		30	28	51	51	51	48	48	39	47	39	47				
	MOHAWK VALLEY SCHOOL		30	28	51	51	51	48	48	39	47	39	47				
	SOMERTON ELEM DISTRI		30	21	22	22	25	28	28	23	24	23	24				
	CARLISLE JHS																
	DESERT SONPRA INTER		22	35	20	20	23	26	26	23	24	23	24				
	ORANGE GROVE		34	18	27	27	34	39	39								
	SOMERTON PRIMARY																
	WELLTON ELEM DISTRICT		17	36	35	35	38	40	40	41	37	41	37				
	WELLTON SCHOOL		17	36	35	35	38	40	40	41	37	41	37				



ARIZONA PUPIL ACHIEVEMENT TESTING

READING NATIONAL INDIVIDUAL PERCENTILE RANK APRIL 1991

COUNTY	DISTRICT	SCHOOL	GRADE													
			ONE	TWO	THREE	FOUR	FIVE	SIX	SEVEN	EIGHT	NINE	TEN	ELEVEN	TWELVE		
NATIONAL			54	53	52	52	52	52	50	50	50	48	48	49	49	50
STATEWIDE			43	47	45	48	50	50	49	51	51	51	55	52	52	49
	YUMA ELEM DISTRICT		31	30	39	38	42	44	42	44	44	41	40	37	37	37
		ALICE BYRNE SCHOOL	26	33	43	51	51	42	51	50	48	48	48	49	49	50
		C W MCGRAW SCHOOL	26	23	36	40	49	49	48	48	48	51	55	52	52	50
		CARVER SCHOOL	8	11	22	22	27	27	27	39	32	32	32	32	32	32
		FOURTH AVE JHS								46	50	50	50	50	50	50
		GILA VISTA JHS	39	37	40	42	51	51	51	51	51	51	51	51	51	51
		GWYNETH HAM SCHOOL	42	44	54	54	56	56	56	56	56	56	56	56	56	56
		JAMES B ROLLE SCHOOL	33	32	36	36	48	48	48	48	48	48	48	48	48	48
		JAMES D PRICE SCHOOL		25	28	28	21	21	27	27	27	27	27	27	27	27
		MARY E POST SCHOOL	41	35	49	49	50	50	50	50	50	50	50	50	50	50
		O C JOHNSON SCHOOL	38	29	44	45	45	45	45	45	45	45	45	45	45	45
		PALMCROFT SCHOOL	25	33	33	31	27	27	39	39	39	39	39	39	39	39
		PECAN GROVE SCHOOL	27						43	43	43	43	43	43	43	43
		ROOSEVELT SCHOOL								51	51	51	51	51	51	51
		WOODARD JHS														
	YUMA UNION H.S.															
		CIBOLA HIGH SCHOOL														
		KOFA HIGH SCHOOL														
		YUMA HIGH SCHOOL														
																220

Appendix B

1991 Percentile Ranks for Individuals for **Language** on the

- Iowa Tests of Basic Skills (Grades 1 - 8)
- Tests of Achievement and Proficiency (Grades 9 - 12)



ARIZONA PUPIL ACHIEVEMENT TESTING

LANGUAGE NATIONAL INDIVIDUAL PERCENTILE RANK

APRIL 1991

COUNTY	DISTRICT	SCHOOL	GRADE											
			ONE	TWO	THREE	FOUR	FIVE	SIX	SEVEN	EIGHT	NINE	TEN	ELEVEN	TWELVE
NATIONAL			59	55	53	52	50	50	50	48	49	48	48	47
STATEWIDE			58	55	51	48	51	51	49	52	53	56	54	44
APACHE			31	31	31	32	36	36	34	39	38	43	37	37
	ALPINE ELEM DISTRICT		54	41	41	40	29	29	48	37	50	50		
	ALPINE SCHOOL		54	41	41	40	29	29	48	37	50	50		
	CHINLE UNIFIED DISTR		21	26	26	31	32	32	29	33	42	31	31	31
	CHINLE ELEMENTARY					34	37	37	29	34	43	25	25	31
	CHINLE HIGH SCHOOL		19	26	26	24	23	23	39	22	34	34	31	31
	CHINLE JUNIOR H. S.		33	30	30	23	24	24	23	54	53	53	36	36
	CHINLE PRIMARY		21	19	19	23	23	23	36	54	53	53	34	34
	MANY FARMS SCHOOL		53	57	57	39	52	52	36	54	53	53	36	36
	TSAILE SCHOOL		53	57	57	39	52	52	36	54	53	53	34	34
	CONCHO ELEM DISTRICT		28	20	20	22	24	24	26	33	35	31	31	36
	CONCHO SCHOOL		28	20	20	22	24	24	26	33	35	31	31	36
	GANADO UNIFIED DISTR													
	GANADO HIGH SCHOOL		28	20	20	22	24	24	26	33	35	31	31	36
	GANADO INTERMEDIATE													
	GANADO MIDDLE SCHOOL													
	GANADO PRIMARY													
	MENARY ELEM DISTRICT		28	17	17	27	24	24	11	32	33	26	31	31
	MENARY SCHOOL		28	17	17	27	24	24	11	32	33	26	31	31
	RED MESA UNIFIED DIS		12	12	12	17	20	20	19	24	28	26	26	31
	RED MESA HIGH SCHOOL		14	13	13	18	21	21	20	27	34	26	26	31
	RED MESA SCHOOL		8	8	8	14	15	15	16	16	29	26	26	31
	ROUND ROCK SCHOOL					49	48	48	52	50	51	46	46	51
	ROUND VALLEY UNIFIED		51	53	53	49	48	48	52	50	51	46	46	51
	ROUND VALLEY H. S.													



ARIZONA PUPIL ACHIEVEMENT TESTING

LANGUAGE NATIONAL INDIVIDUAL PERCENTILE RANK

APRIL 1991

COUNTY	DISTRICT	SCHOOL	GRADE														
			ONE	TWO	THREE	FOUR	FIVE	SIX	SEVEN	EIGHT	NINE	TEN	ELEVEN	TWELVE			
NATIONAL			59	55	53	52	50	50	50	48	48	49	48	49	48	48	47
STATEWIDE			58	55	51	48	51	49	52	56	53	56	53	49	49	54	44
		ROUND VALLEY INTER		51	53	49	48	50	50	51	50	50	51	49			
		ROUND VALLEY MIDDLE		7	14	14	22	22	21	27	26	27	27	31	31	30	
		ROUND VALLEY PRIMARY		7	14	14	22	22	21	27	26	27	27	31	31	30	
		SANDERS UNIFIED DIST		59	54	62	61	61	53	60	51	60	57	55	48		
		SANDERS ELEMENTARY		59	54	62	61	61	53	60	51	60	57	55	48		
		SANDERS JUNIOR HIGH															
		VALLEY HIGH SCHOOL															
		ST JOHNS UNIFIED DIS		71	71	42	58	58	66	66	66	66	66	32	37		
		CORONADO ELEMENTARY		71	71	42	58	58	66	66	66	66	66	32	37		
		ST JOHNS HIGH SCHOOL															
		ST JOHNS MIDDLE															
		VERNON ELEMENTARY DI		35	27	29	35	35	33	42	46	42	39	32	37		
		VERNON SCHOOL		31	25	22	31	31	33	42	46	42	39	32	37		
		WINDOM ROCK UNIFIED		40	30	37	39	39	33	46	46	42	39	32	37		
		FT DEFIANCE SCHOOL															
		TSD HO TSD MIDDLE															
		WINDOM ROCK H. S.															
		WINDOM ROCK SCHOOL															



ARIZONA PUPIL ACHIEVEMENT TESTING

LANGUAGE NATIONAL INDIVIDUAL PERCENTILE RANK

APRIL 1991

COUNTY	DISTRICT	SCHOOL	GRADE														
			ONE	TWO	THREE	FOUR	FIVE	SIX	SEVEN	EIGHT	NINE	TEN	ELEVEN	TWELVE			
NATIONAL			59	55	53	52	50	50	50	50	50	50	48	49	48	48	47
STATEWIDE			58	55	51	48	51	51	49	49	52	56	53	49	49	54	44
	DOUGLAS UNIFIED DIST		41	40	40	33	41	35	45	45	45	53	44	44	45	49	
	A AVENUE SCHOOL		30	48	35	38	35	34	40	40	40	42	42	42	49		
	CLANSON SCHOOL		42	35	28	27	33	37	42	42	42	42	42	42	49		
	DOUGLAS HIGH SCHOOL		46	13	35	33	33	32	49	49	49	49	49	49	49		
	DOUGLAS JUNIOR HIGH		37	46	20	23	43	44	44	44	44	44	44	44	44		
	FARAS SCHOOL		44	20	27	26	26	26	26	26	26	26	26	26	26		
	FIFTEENTH STREET		22	56	44	44	44	44	44	44	44	44	44	44	44		
	JOE CARLSON SCHOOL		58	29	27	27	27	27	27	27	27	27	27	27	27		
	PAUL H. HUBER JHS		29	29	27	26	26	26	26	26	26	26	26	26	26		
	SARAH MARLEY SCHOOL		44	44	44	44	44	44	44	44	44	44	44	44	44		
	STEVENSON SCHOOL		44	44	44	44	44	44	44	44	44	44	44	44	44		
	ELFRIDA ELEM DISTRICT		61	31	31	49	50	49	49	49	49	49	49	49	49		
	ELFRIDA SCHOOL		61	31	31	49	50	49	49	49	49	49	49	49	49		
	FT HUACHUCA ACCOM SC		19	28	28	15	26	29	41	41	41	41	41	41	41		
	COLONEL JOHNSTON		19	28	28	15	26	29	41	41	41	41	41	41	41		
	COLONEL SMITH MIDDLE		52	44	44	54	43	53	52	52	52	52	52	52	52		
	GENERAL MYER SCHOOL		52	44	44	54	43	53	52	52	52	52	52	52	52		
	MCNEAL ELEM DISTRICT		52	44	44	54	43	53	52	52	52	52	52	52	52		
	MCNEAL SCHOOL		52	44	44	54	43	53	52	52	52	52	52	52	52		
	NACO ELEM DISTRICT		54	32	32	54	43	53	52	52	52	52	52	52	52		
	NACO SCHOOL		31	57	57	13	42	29	52	52	52	52	52	52	52		
	PALOMINAS ELEM DISTRICT		31	57	57	13	42	29	52	52	52	52	52	52	52		
	PALOMINAS SCHOOL		31	57	57	13	42	29	52	52	52	52	52	52	52		
	PEARCE ELEM DISTRICT		31	57	57	13	42	29	52	52	52	52	52	52	52		
	PEARCE SCHOOL		31	57	57	13	42	29	52	52	52	52	52	52	52		



ARIZONA PUPIL ACHIEVEMENT TESTING

LANGUAGE NATIONAL INDIVIDUAL PERCENTILE RANK APRIL 1991

COUNTY	DISTRICT	SCHOOL	GRADE													
			ONE	TWO	THREE	FOUR	FIVE	SIX	SEVEN	EIGHT	NINE	TEN	ELEVEN	TWELVE		
NATIONAL			59	55	53	52	50	50	50	50	50	48	49	48	48	47
STATEWIDE			58	55	51	48	51	51	49	49	52	56	53	49	54	44
	POMERENE ELEM DISTRI		22	22	58	43	49	58	35	58	40	40	55	57	57	57
	POMERENE SCHOOL		22	22	58	43	49	58	35	58	40	40	55	57	57	57
	SAN SIMON UNIFIED DI		45	45	42	40	28	28	39	56	65	65	55	61	61	61
	SAN SIMON H. S.		45	50	42	40	28	28	39	56	65	65	55	61	61	61
	SAN SIMON SCHOOL		50	41	48	47	51	51	54	51	55	55	55	54	54	54
	SIERRA VISTA UNIFIED		41	52	51	55	44	44	52	52	55	55	55	54	54	54
	BELLA VISTA SCHOOL		52	52	43	32	46	46	43	43						
	BUENA HIGH SCHOOL		52	46	43	50	57	57	60	60						
	CARMICHAEL SCHOOL		46	41	41	51	48	48	55	55						
	HUACHUCA MOUNTAIN		59	59	53	51	48	48	55	55	55	55	55	55	55	55
	PUEBLO DEL SOL		57	57	53	49	49	49	53	53						
	SIERRA VISTA MIDDLE		48	48	45	44	62	62	60	60						
	TOWN AND COUNTRY		72	72	81	59	49	49	56	56	54	59	48	58	49	49
	VILLAGE MEADOWS		72	72	81	59	49	49	56	56	54	59	48	58	49	49
	ST DAVID UNIFIED DIS		39	39	39	47	44	44	44	45	47	47	50	43	48	48
	ST DAVID HIGH SCHOOL		36	36	32	42	43	43	44	43	43	37	50	43	48	48
	ST DAVID SCHOOL		48	48	60	57	45	45	45	50	70	70	44	49	48	48
	TOMBSTONE UNIFIED DI		45	45	45	35	40	40	46	50	56	56	44	49	48	48
	HUACHUCA CITY SCHOOL		45	45	45	35	40	40	46	50	56	56	44	49	48	48
	TOMBSTONE HIGH		45	45	45	35	40	40	46	50	56	56	44	49	48	48
	WALTER J MEYER		45	45	45	35	40	40	46	50	56	56	44	49	48	48
	VALLEY UNION H.S.		45	45	45	35	40	40	46	50	56	56	44	49	48	48
	VALLEY UNION H. S.		45	45	45	35	40	40	46	50	56	56	44	49	48	48
	WILLCOX UNIFIED DIST		45	45	45	35	40	40	46	50	56	56	44	49	48	48
	WILLCOX ELEMENTARY		45	45	45	35	40	40	46	50	56	56	44	49	48	48
	WILLCOX HIGH SCHOOL		45	45	45	35	40	40	46	50	56	56	44	49	48	48



ARIZONA PUPIL ACHIEVEMENT TESTING

LANGUAGE NATIONAL INDIVIDUAL PERCENTILE RANK APRIL 1991

COUNTY	DISTRICT	SCHOOL	GRADE												
			ONE	TWO	THREE	FOUR	FIVE	SIX	SEVEN	EIGHT	NINE	TEN	ELEVEN	TWELVE	
NATIONAL			59	55	53	52	50	50	48	50	48	49	48	48	47
STATEWIDE		MILLCOX MIDDLE	58	55	51	48	40	49	52	56	53	49	49	54	44



ARIZONA PUPIL ACHIEVEMENT TESTING

LANGUAGE NATIONAL INDIVIDUAL PERCENTILE RANK

APRIL 1991

COUNTY	DISTRICT SCHOOL	GRADE															
		ONE	TWO	THREE	FOUR	FIVE	SIX	SEVEN	EIGHT	NINE	TEN	ELEVEN	TWELVE				
NATIONAL		59	55	53	52	50	50	50	48	49	48	48	48	49	48	48	47
STATEWIDE		58	55	51	48	51	49	51	48	51	56	56	56	53	49	54	44
COCONINO			54	49	48	51	48	51	50	49	50	52	52	49	45	52	
	FLAGSTAFF UNIFIEDD DI		58	51	50	54	50	54	50	53	50	53	53	53	47	56	
	CHARLES M SECHRIST		73	59	55	65	55	65	55	59	48	51	53	49	43	53	
	COCONINO HIGH SCHOOL		56	49	51	51	51	51	48	45	51	51	51	49	43	53	
	CROMER ELEMENTARY		60	53	58	61	58	61	58	57	56	58	58	54	51	56	
	EAST FLAGSTAFF JHS																
	EVA MARSHALL SCHOOL																
	FLAGSTAFF HIGH																
	FLAGSTAFF JHS																
	JOHN Q THOMAS SCHOOL																
	KNOLES ELEMENTARY		58	57	50	48	50	48	50	51	56	58	58	54	51	56	
	LEUPP SCHOOL		75	61	59	59	59	61	59	65	34	42	42	54	56		
	LURA KINSEY SCHOOL		45	31	34	38	34	38	34	37	34	34	34	37	34		
	MANUEL DEMIGUEL		46	30	47	45	47	45	46	46	60	60	60	60	60		
	NEIL V CHRISTENSEN		77	52	56	61	56	61	56	54	67	67	67	55	57		
	SEDONA SCHOOL		38	49	49	50	50	53	49	57	67	67	67	55	57		
	SINAGUA HIGH SCHOOL		67	56	56	49	49	57	49	57	67	67	67	55	57		
	SOUTH BEAVER SCHOOL		35	53	53	41	41	42	41	66	36	50	50	50	43	56	
	THOMAS R WEITZEL		51	43	44	44	44	56	44	49	43	50	50	50	43	56	
	M F KILLIP SCHOOL		32	35	35	30	30	35	30	39	36	36	36	50	43	56	
	FREDONIA/MOCCASIN UN		40	63	63	40	40	41	40	40	36	50	50	50	43	56	
	ELEMENTARY SCHOOL		1	63	63	40	40	41	40	40	36	50	50	50	43	56	
	HIGH SCHOOL		40	59	59	53	53	58	53	58	55	64	64	41	50	62	
	MOCCASIN SCHOOL		70	56	56	53	53	58	53	58	55	64	64	41	50	62	
	GRAND CANYON UNIFIED																
	GRAND CANYON H. S.		70	56	56	53	53	58	53	58	55	64	64	41	50	62	
	GRAND CANYON SCHOOL		60	52	52	58	58	54	58	54	55	64	64	41	50	62	
	MAINE CONSOLIDATED E		60	52	52	58	58	54	58	54	55	64	64	41	50	62	
	MAINE CONSOLIDATED S		60	52	52	58	58	54	58	54	55	64	64	41	50	62	



ARIZONA PUPIL ACHIEVEMENT TESTING

LANGUAGE NATIONAL INDIVIDUAL PERCENTILE RANK

APRIL 1991

COUNTY	DISTRICT	SCHOOL	GRADE														
			ONE	TWO	THREE	FOUR	FIVE	SIX	SEVEN	EIGHT	NINE	TEN	ELEVEN	TWELVE			
NATIONAL			59	55	53	52	50	50	50	50	50	48	49	48	48	48	47
STATEWIDE			58	55	51	48	51	49	49	49	49	56	53	56	49	54	44
	PAGE UNIFIED DISTRICT		41	40	40	40	49	49	45	49	49	51	41	51	51	51	51
	DESERT VIEW ELEM		40	44	44	40	51	51	45	49	49	51	41	51	51	51	51
	LAKE VIEW ELEMENTARY		41	35	35	40	48	48	45	47	47	45	43	45	40	40	40
	PAGE HIGH SCHOOL																
	PAGE MIDDLE SCHOOL																
	TUBA CITY UNIFIED DI		56	46	46	42	42	42	37	47	47	45	43	45	40	40	40
	CAMERON PRIMARY		73	42	42	42	42	42	37	47	47	45	43	45	40	40	40
	EAGLE'S NEST MID		21	25	25	42	42	42	37	47	47	45	43	45	40	40	40
	GAP/BODEMAY PRIMARY																
	TUBA CITY H. S.																
	TUBA CITY JUNIOR H S																
	TUBA CITY PRIMARY		55	48	48	54	49	49	56	67	67	61	53	61	50	50	50
	MILLIAMS UNIFIED DIS		49	54	54	54	49	49	56	67	67	61	53	61	50	50	50
	MILLIAMS ELEMENTARY																
	MILLIAMS HIGH SCHOOL		49	54	54	54	49	49	56	67	67	61	53	61	50	50	50



ARIZONA PUPIL ACHIEVEMENT TESTING

LANGUAGE NATIONAL INDIVIDUAL PERCENTILE RANK APRIL 1991

COUNTY	DISTRICT	SCHOOL	GRADE												
			ONE	TWO	THREE	FOUR	FIVE	SIX	SEVEN	EIGHT	NINE	TEN	ELEVEN	TWELVE	
NATIONAL			59	55	53	52	50	50	50	50	48	49	48	48	47
STATEWIDE			58	55	51	48	51	51	52	49	56	53	49	54	44
GILA				51	42	43	43	43	47	49	49	46	49	49	
		GLOBE UNIFIED DISTRI	62	62	53	50	44	44	51	50	50	46	44	44	
		COPPER RIM ELEM	62	53	53	50	44	44	51	50	50	46	44	44	
		EAST GLOBE SCHOOL													
		GLOBE HIGH SCHOOL													
		GLOBE JR. H. S.													
		HAYDEN WINKELMAN UNI	43	43	50	33	33	31	46	42	40	45	33	33	
		HAYDEN HIGH SCHOOL													
		LEONOR HANBLY JHS													
		WINKELMAN INTERMED	43	50	50	33	33	31	46	42	40	45	33	33	
		WINKELMAN PRIMARY													
		MIAMI UNIFIED DISTRI	53	53	40	55	45	45	44	47	45	43	47	47	
		BULLION PLAZA SCHOOL													
		CENTRAL HEIGHTS	71	45	45	56	56	45	44	47	44	43	47	47	
		INSPIRATION ADDITION	37	35	42	47	47	42	44	44	44	43	47	47	
		LAS LOMAS SCHOOL	49	42	42	63	63	42	44	44	44	43	47	47	
		LEE KORNEGAY JHS													
		MIAMI HIGH SCHOOL													
		PAYSON UNIFIED DISTR	56	45	45	42	42	49	52	62	57	50	61	61	
		JULIA RANDALL SCHOOL													
		PAYSON ELEMENTARY	58	45	46	36	36	40	52	62	57	50	61	61	
		PAYSON HIGH SCHOOL	52	46	46	49	49	57	52	62	57	50	61	61	
		PAYSON JUNIOR H. S.													
		PINE ELEM DISTRICT	56	56	56	41	41	52	57	56	56	50	61	61	
		PINE SCHOOL	56	56	56	41	41	52	57	56	56	50	61	61	
		SAN CARLOS UNIFIED	30	21	21	22	22	26	34	34	34	34	34	34	
		RICE ELEMENTARY	30	21	21	22	22	26	34	34	34	34	34	34	



ARIZONA PUPIL ACHIEVEMENT TESTING

LANGUAGE NATIONAL INDIVIDUAL PERCENTILE RANK

APRIL 1991

COUNTY	DISTRICT	SCHOOL	GRADE														
			ONE	TWO	THREE	FOUR	FIVE	SIX	SEVEN	EIGHT	NINE	TEN	ELEVEN	TWELVE			
NATIONAL			59	55	53	52	50	50	50	48	49	48	48	49	48	48	47
STATEWIDE			58	55	51	48	51	49	49	56	52	56	56	53	49	54	44
		TONTO BASIN ELEM DIS	37	55	55	57	53	39	36	36	36	36	49	49	59	45	45
		TONTO BASIN SCHOOL	37	55	55	57	53	39	36	36	36	36	49	49	59	45	45
		YOUNG ELEM DISTRICT	87	57	57	54	44	14	47	56	47	56	49	59	45	45	45
		YOUNG ELEMENTARY	87	57	57	54	44	14	47	56	47	56	49	59	45	45	45
		YOUNG TEACHING HIGH	87	57	57	54	44	14	47	56	47	56	49	59	45	45	45



ARIZONA PUPIL ACHIEVEMENT TESTING

LANGUAGE
NATIONAL INDIVIDUAL PERCENTILE RANK

APRIL 1991

COUNTY	DISTRICT	SCHOOL	GRADE														
			ONE	TWO	THREE	FOUR	FIVE	SIX	SEVEN	EIGHT	NINE	TEN	ELEVEN	TWELVE			
NATIONAL			59	55	53	52	50	50	50	48	49	48	49	48	48	47	
STATEMIDE			58	55	51	48	51	49	52	56	53	56	53	49	49	54	
GRAHAM				56	52	50	56	48	50	50	54	50	54	47	50		
	BONITA ELEM DISTRICT		40	40	44	69	51	47	47	67	67	67	33	33	25	43	
	BONITA SCHOOL		40	40	44	69	51	47	47	67	67	67	33	33	25	43	
	FT THOMAS UNIFIED DI		34	34	42	26	27	26	41	35	35	35	47	47	54	41	
	FT THOMAS ELEMENTARY		34	34	42	26	27	26	41	35	35	35	47	47	54	41	
	FT THOMAS H. S.			76	54	47	43	42	36	44	44	47	54	54	46	55	
	PIMA UNIFIED DISTRIC		76	76	54	47	43	42	36	44	44	47	54	54	46	55	
	PIMA ELEMENTARY			52	47	51	59	49	50	47	47	54	54	46	55		
	PIMA HIGH SCHOOL			52	47	51	59	49	50	47	47	54	54	46	55		
	SAFFORD UNIFIED DIST			53	47	51	59	49	50	47	47	54	54	46	55		
	DOROTHY STINSON ELEM		50	50	47	51	59	49	50	47	47	54	54	46	55		
	LAKE NELSON SCHOOL			45	51	42	57	37	45	59	59	62	56	51			
	SAFFORD HIGH SCHOOL			45	51	42	57	37	45	59	59	62	56	51			
	SAFFORD MIDDLE			61	62	60	62	58	59	60	60	62	56	51			
	SOLOMONVILLE ELEM DI			61	62	60	62	58	59	60	60	62	56	51			
	SOLOMONVILLE SCHOOL			61	62	60	62	58	59	60	60	62	56	51			
	THATCHER UNIFIED DIS																
	JACK DALEY PRIMARY																
	THATCHER ELEMENTARY																
	THATCHER HIGH SCHOOL																
	THATCHER MIDDLE																
																	243



ARIZONA PUPIL ACHIEVEMENT TESTING

LANGUAGE NATIONAL INDIVIDUAL PERCENTILE RANK

APRIL 1991

COUNTY	DISTRICT	SCHOOL	GRADE														
			ONE	TWO	THREE	FOUR	FIVE	SIX	SEVEN	EIGHT	NINE	TEN	ELEVEN	TWELVE			
NATIONAL			59	55	53	52	50	50	50	50	50	50	48	49	48	48	47
STATEWIDE			58	55	51	48	51	49	51	49	52	52	56	53	49	54	44
GREENLEE				68	50	50	55	49	49	53	53	58	56	49	47		
	BLUE ELEM DISTRICT											44					
	BLUE SCHOOL											44					
	CLIFTON UNIFIED DIST			52	31	29	34	30	30	44	44	40	48	40	40	40	
	CLIFTON HIGH SCHOOL			52	31	29	34	30	30	44	44	40	48	40	40	40	
	LAUGHARN SCHOOL			57	31	38	47	43	43	55	55	63	54	52	40	40	
	DUNCAN UNIFIED DISTR			57	31	38	47	43	43	55	55	63	54	52	40	40	
	DUNCAN HIGH SCHOOL			57	31	38	47	43	43	55	55	63	54	52	40	40	
	DUNCAN SCHOOL																
	EAGLE ELEM DISTRICT						36										
	EAGLE ELEM SCHOOL						36										
	MORENCI UNIFIED DIST			78	65	66	63	59	59	57	57	64	61	53	56		
	FAIRBANKS SCHOOL			78	65	66	63	59	59	57	57	64	61	53	56		
	MORENCI JR/SR HIGH																



ARIZONA PUPIL ACHIEVEMENT TESTING

LANGUAGE NATIONAL INDIVIDUAL PERCENTILE RANK APRIL 1991

COUNTY	DISTRICT	SCHOOL	GRADE													
			ONE	TWO	THREE	FOUR	FIVE	SIX	SEVEN	EIGHT	NINE	TEN	ELEVEN	TWELVE		
NATIONAL			59	55	53	52	50	50	50	48	49	48	47	48	48	47
STATENIDE			58	55	51	48	51	49	49	56	53	49	54	54	54	44
LA PAZ				42	39	37	43	37	47	49	47	47	48	47	47	47
	BICENTENNIAL U H.S.			27	27	35	23	29	44	51	44	51	45	47	45	47
	SALOME HIGH SCHOOL			27	27	35	23	29	44	51	44	51	45	47	45	47
	BOUSE ELEM DISTRICT			42	40	38	47	39	49	54	49	41	48	41	41	48
	BOUSE SCHOOL			48	38	42	38	33	37	35	37	35	48	41	41	48
	PARKER UNIFIED DISTR			23	40	36	50	41	53	65	53	65	48	41	41	48
	BLAKE SCHOOL			33	40	30	25	26	33	31	33	31	48	41	41	48
	LE PERA SCHOOL			33	40	30	25	26	33	31	33	31	48	41	41	48
	PARKER HIGH SCHOOL			76	38	26	27	24	41	41	41	41	48	41	41	48
	WALLACE SCHOOL			76	38	26	27	24	41	41	41	41	48	41	41	48
	QUARTZSITE ELEM DIST			52	30	49	55	49	66	51	66	51	48	41	41	48
	EHRENBERG SCHOOL			52	30	49	55	49	66	51	66	51	48	41	41	48
	SALOME CONSOLIDATED			52	30	49	55	49	66	51	66	51	48	41	41	48
	SALOME SCHOOL			52	30	49	55	49	66	51	66	51	48	41	41	48
	MENDEN ELEM DISTRICT			52	30	49	55	49	66	51	66	51	48	41	41	48
	MENDEN SCHOOL			52	30	49	55	49	66	51	66	51	48	41	41	48

247

246



ARIZONA PUPIL ACHIEVEMENT TESTING

LANGUAGE NATIONAL INDIVIDUAL PERCENTILE RANK

APRIL 1991

COUNTY	DISTRICT	SCHOOL	GRADE														
			ONE	TWO	THREE	FOUR	FIVE	SIX	SEVEN	EIGHT	NINE	TEN	ELEVEN	TWELVE			
NATIONAL			59	55	53	52	50	50	50	50	50	50	48	49	48	48	47
STATEWIDE			58	55	51	48	51	51	49	52	52	56	56	53	49	54	44
MARICOPA				58	54	51	55	55	52	56	56	60	56	56	57	57	47
	AGUA FRIA UNION H.S.																
	AGUA FRIA UNION H.S.			35	13	29	39	39	24	41	36	36	41	47	41	47	47
	AGUILA ELEM DISTRICT			35	13	29	39	39	24	41	36	36	41	47	41	47	47
	AGUILA SCHOOL			58	49	54	56	56	51	54	60	60	54	47	41	47	47
	ALHAMBRA ELEM DISTRI			84	69	67	84	84	74	77	85	85	77	77	77	77	77
	ALHAMBRA TRADITIONAL			52	47	45	45	45	52	48	48	48	48	48	48	48	48
	ANDALUCIA SCHOOL			50	47	58	58	58	49	67	69	69	67	69	69	69	69
	BARCELONA SCHOOL			54	55	59	59	59	47	56	64	64	56	64	64	64	64
	CATALINA SCHOOL			48	38	52	54	54	46	49	53	53	49	53	53	53	53
	CORDOVA SCHOOL			51	43	52	52	59	50	46	49	49	46	49	49	49	49
	GRANADA EAST			73	51	57	54	45	43	48	51	51	48	51	51	51	51
	GRANADA PRIMARY			55	50	50	57	52	56	56	56	56	56	56	56	56	56
	R E SIMPSON SCHOOL			41	48	56	56	46	31	59	54	54	59	54	54	54	54
	SEVILLA SCHOOL			39	46	56	56	46	31	59	54	54	59	54	54	54	54
	WESTWOOD PRIMARY SCH			44	52	44	44	42	40	46	43	43	46	43	43	43	43
	ARLINGTON ELEM DISTR			47	47	44	44	42	40	46	43	43	46	43	43	43	43
	ARLINGTON SCHOOL			47	47	44	44	42	40	46	43	43	46	43	43	43	43
	HARQUAHALA VALLEY			35	34	34	34	34	37	48	49	49	48	49	49	49	49
	AVONDALE ELEM DISTRI			47	47	44	44	42	40	46	43	43	46	43	43	43	43
	AVONDALE JUNIOR HIGH			35	34	34	34	34	37	48	49	49	48	49	49	49	49
	AVONDALE SCHOOL			38	36	33	33	35	37	39	39	39	39	39	39	39	39
	LATTIE COOR SCHOOL			18	22	31	31	27	33	52	52	52	52	52	52	52	52
	PIONEER SCHOOL			49	38	31	31	34	40	50	50	50	50	50	50	50	50
	BALSZ ELEM DISTRICT			35	34	34	34	34	37	48	49	49	48	49	49	49	49
	BALSZ SCHOOL			38	36	33	33	35	37	39	39	39	39	39	39	39	39
	CROCKETT SCHOOL			18	22	31	31	27	33	52	52	52	52	52	52	52	52
	GRIFFITH SCHOOL			49	38	31	31	34	40	50	50	50	50	50	50	50	50



ARIZONA PUPIL ACHIEVEMENT TESTING

LANGUAGE NATIONAL INDIVIDUAL PERCENTILE RANK

APRIL 1991

COUNTY	DISTRICT	SCHOOL	GRADE													
			ONE	TWO	THREE	FOUR	FIVE	SIX	SEVEN	EIGHT	NINE	TEN	ELEVEN	TWELVE		
NATIONAL			59	55	53	52	50	50	50	50	50	48	49	48	48	47
STATEWIDE			58	55	51	48	51	49	49	52	52	56	53	49	49	44
		ORANGEDALE SCHOOL	38	38	36	42	38	37	34	50	50	50	46	34	34	
		BUCKEYE ELEM DISTRICT	38	38	33	28	31	29	34	46	46	46	59	58	58	
		BUCKEYE SCHOOL	38	38	33	28	31	29	34	46	46	46	59	58	58	
		BUCKEYE UNION H.S.														
		BUCKEYE UNION H. S.	60	60	56	52	56	50	54	59	59	59	45	45	45	
		CARTWRIGHT ELEM DIST														
		BYRON A BARRY SCHOOL	61	61	63	56	48	60	60	63	63	63	59	59	59	
		CARTWRIGHT SCHOOL	50	50	54	51	57	43	52	59	52	54	52	52	52	
		CHARLES M HARRIS	59	59	51	56	49	52	52	59	52	54	52	52	52	
		DESERT SANDS JR HIGH														
		ESTRELLA JUNIOR HIGH														
		FRANK BORMAN JR HIGH														
		GLENN L DOWNS SCHOOL	36	36	51	33	56	45	45	56	56	59	59	59	59	
		HEATHERBRAE SCHOOL	75	75	62	56	68	49	49	68	68	68	63	63	63	
		HOLIDAY PARK SCHOOL	64	64	62	54	61	48	48	61	61	61	54	54	54	
		JOHN F LONG SCHOOL	66	66	59	57	55	52	52	57	57	57	52	52	52	
		JUSTINE SPITALNY	71	71	53	46	61	48	48	61	61	61	54	54	54	
		PALM LANE SCHOOL	60	60	60	40	55	49	49	60	60	60	52	52	52	
		PERALTA SCHOOL	45	45	43	52	52	47	47	52	52	52	43	43	43	
		STARLIGHT PARK	56	56	59	47	54	43	43	47	47	47	43	43	43	
		SUNSET SCHOOL	45	45	41	57	47	43	43	47	47	47	43	43	43	
		TOMAHAWK SCHOOL	72	72	67	57	62	64	64	62	62	62	56	56	56	
		CAVE CREEK UNIFIED D	74	74	58	60	65	63	63	65	65	64	48	48	48	
		BLACK MOUNTAIN ELEM														
		CACTUS SHADOWS H S														
		CAVE CREEK SCHOOL	74	74	58	60	65	63	63	65	65	64	48	48	48	
		DESERT ARROYO MIDDLE														
		CHANDLER UNIFIED DIS	57	57	60	56	56	55	58	58	63	62	53	53	56	
		ANDERSEN JUNIOR HIGH														
		ANDERSON ELEM	70	70	62	61	71	59	58	64	64	65	53	53	56	

250

251



ARIZONA PUPIL ACHIEVEMENT TESTING

LANGUAGE NATIONAL INDIVIDUAL PERCENTILE RANK

APRIL 1991

COUNTY	DISTRICT SCHOOL	GRADE														
		ONE	TWO	THREE	FOUR	FIVE	SIX	SEVEN	EIGHT	NINE	TEN	ELEVEN	TWELVE			
NATIONAL		59	55	53	52	50	50	50	48	49	48	48	49	48	48	47
STATENWIDE		58	55	51	48	51	49	52	56	53	49	56	53	49	54	44
	CHANDLER HIGH SCHOOL		52	60	47	54	57	54	47				38		56	
	ERIE SCHOOL		30	45	38	48	44	48								
	FRYE SCHOOL		44	60	61	64	64	64								
	GALVESTON SCHOOL		65	70	71	64	64	64								
	GOODMAN SCHOOL		55	58	52	55	57	55								
	HARTFORD SCHOOL		74	54	65	54	56	56								
	HUMPHREY ELEMENTARY		53	63	51	51	62	57								
	KNOX SCHOOL		50	56	51	49	36	49								
	SAN MARCOS ELEM		66	69	66	66	67	56								
	SHURWAY ELEMENTARY		67	62	62	49	52	58					60			
	WEINBERG SCHOOL															
	MILLIS JUNIOR HIGH															
	CREIGHTON ELEM DISTR		52	50	45	46	47	42								
	CREIGHTON SCHOOL															
	LARRY C. KENNEDY		52	44	54	44	54	44								
	LOMA LINDA SCHOOL		57	54	47	47	46	47								
	MONTE VISTA SCHOOL		57	64	53	53	54	52								
	PAPAGO SCHOOL		49	48	35	36	41	36								
	PAPAGO PEAK SCHOOL		59	48	57	55	53	55								
	SQUAN PEAK SCHOOL		34	45	30	44	38	44								
	WILLIAM T MACHAN															
	DEER VALLEY UNIFIED		60	54	51	57	52	56					55	51	53	
	ARRONHEAD ELEMENTARY															
	BARRY GOLDWATER H.S.		71	66	68	71	63	63					49	46	48	
	BELLAIR SCHOOL															
	CONSTITUTION SCHOOL		62	58	57	64	66	66								
	DEER VALLEY HIGH SCH		55	45	34	46	35	46								
	DEER VALLEY JHS															
	DESSERT SKY JHS															
	DESSERT WINDS SCHOOL		53	56	48	45	47	45					61	55	56	
	ESPERANZA ELEMENTARY		71	46	62	62	43	60								
	GREENBRIER		71	62	59	71	61	60								
	HILLCREST MIDDLE															
	MIRAGE SCHOOL		53	54	46	51	52	59								
	MOUNTAIN SHADOWS															
	NEW RIVER SCHOOL		53	59	62	57	58	52								
	PARK MEADOWS SCHOOL		49	44	42	50	47	52								



ARIZONA PUPIL ACHIEVEMENT TESTING

LANGUAGE

NATIONAL INDIVIDUAL PERCENTILE RANK

APRIL 1991

COUNTY	DISTRICT	SCHOOL	GRADE														
			ONE	TWO	THREE	FOUR	FIVE	SIX	SEVEN	EIGHT	NINE	TEN	ELEVEN	TWELVE			
NATIONAL			59	55	53	52	50	50	50	50	50	50	48	49	48	48	47
STATEWIDE			58	55	51	48	51	51	49	52	52	56	53	49	49	54	44
	SUNRISE SCHOOL		74	64	64	54	62	54	54	54	54	56	53	53	56	54	
	VILLAGE MEADOWS		43	47	47	41	54	54	51	51	51	56	53	49	49	54	
	DYSART UNIFIED DISTR		43	55	55	47	44	44	42	39	39	39	37	32	38	38	
	DYSART HIGH SCHOOL																
	DYSART JUNIOR HIGH																
	EL MIRAGE SCHOOL		30	41	41	45	40	40	41	39	39	39	37	32	38	38	
	KINGSHOOD SCHOOL		38	45	45	47	53	53	53	53	53	56	53	49	49	54	
	LUKE SCHOOL		55	71	71	57	57	57	52	52	52	56	53	49	49	54	
	SURPRISE SCHOOL		39	59	59	37	34	34	28	28	28	39	37	32	38	38	
	FOUNTAIN HILLS UNIFI		77	68	68	62	60	60	57	67	67	62	62	67	67	67	
	FOUR PEAKS																
	MCDOWELL MTN ELEM		77	68	68	62	60	60	57	67	67	62	62	67	67	67	
	FOWLER ELEM DISTRICT		52	52	55	43	36	36	39	48	48	46	46	40	43	43	
	FOWLER SCHOOL																
	SUNRIDGE SCHOOL		52	55	55	43	36	36	39	48	48	46	46	40	43	43	
	GILA BEND UNIFIED DI		38	36	36	35	31	31	35	30	30	48	29	40	43	43	
	GILA BEND H. S.																
	GILA BEND SCHOOL		38	36	36	35	31	31	35	30	30	48	29	40	43	43	
	GILBERT UNIFIED DIST		68	63	63	56	60	60	61	64	64	69	64	63	63	63	
	BURK ELEMENTARY																
	GILBERT ELEMENTARY		68	61	61	51	59	59	61	62	62	66	64	63	63	63	
	GILBERT HIGH SCHOOL		61	56	56	60	54	54	62	62	62	66	64	63	63	63	
	GILBERT JUNIOR HIGH																
	GREENFIELD ELEMENTAR		68	60	60	62	67	67	65	65	65	66	64	63	63	63	
	HOUSTON ELEMENTARY		64	70	70	57	67	67	63	63	63	66	64	63	63	63	
	ISLANDS ELEMENTARY		66	65	65	52	60	60	54	54	54	66	64	63	63	63	
	MESQUITE JUNIOR HIGH																
	NEELY ELEMENTARY		73	55	55	52	59	59	52	67	67	71	64	63	63	63	
	PATTERSON ELEMENTARY		72	63	63	56	60	60	65	65	65	71	64	63	63	63	
	PIONEER ELEMENTARY		67	64	64	53	55	55	65	65	65	71	64	63	63	63	
																	255



ARIZONA PUPIL ACHIEVEMENT TESTING

LANGUAGE NATIONAL INDIVIDUAL PERCENTILE RANK

APRIL 1991

COUNTY	DISTRICT SCHOOL	GRADE													
		ONE	TWO	THREE	FOUR	FIVE	SIX	SEVEN	EIGHT	NINE	TEN	ELEVEN	TWELVE		
NATIONAL		59	55	53	52	50	50	50	50	48	49	48	48	48	47
STATEWIDE		58	55	51	48	51	49	52	52	56	53	56	54	54	44
	VAL VISTA LAKE	72	68	62	62	54	55	48	55	55	53	55	55	53	44
	LENDALE ELEM DISTRI	43	48	41	41	47	46	48	51	47	49	51	48	49	47
	BICENTENNIAL SCHOOL	41	45	41	41	58	42	47	51	42	49	51	48	49	47
	CHALLENGER SCHOOL	57	62	54	54	44	54	47	58	42	53	58	47	53	44
	LENDALE AMERICAN	37	39	38	38	44	39	38	44	39	39	47	47	47	44
	GLENN F BURTON	35	39	39	22	37	42	22	37	42	42	42	42	42	42
	HAROLD W SMITH	52	50	50	43	58	47	43	58	47	47	52	52	52	52
	HORIZON SCHOOL	55	42	42	34	30	34	34	34	34	34	34	34	34	34
	ISAAC E IMES SCHOOL	39	51	51	54	57	65	54	57	65	65	52	52	52	52
	MELVIN E SINE SCHOOL	38	48	48	42	44	43	42	44	43	43	43	43	43	43
	LENSENDICK/JACK														
	LENDALE UNION H. S.														
	APOLLO HIGH SCHOOL														
	CORTEZ HIGH SCHOOL														
	LENDALE HIGH SCHOOL														
	GREENWAY HIGH SCHOOL														
	INDEPENDENCE H. S.														
	MOON VALLEY H. S.														
	SUNNYSLOPE H. S.														
	TUNDERBIRD H. S.														
	WASHINGTON H. S.														
	HIGLEY ELEM DISTRICT	29	59	34	34	48	47	63	68	68	27	21	28	25	28
	HIGLEY SCHOOL	29	59	34	34	48	47	63	68	68	27	21	28	25	28
	HORSE MESA ACCOM SCH	16	15	32	32	15	12	16	21	16	16	16	25	23	25
	ESTRELLA MOUNTAIN HS	16	15	32	32	15	12	16	21	16	16	16	25	23	25
	HORSE MESA SCHOOL	44	45	37	37	41	38	42	44	42	42	44	26	26	29
	ISAAC ELEM DISTRICT	25	35	25	25	30	30	42	44	42	42	44	26	26	29
	ALTA E BUTLER SCHOOL														
	ISAAC JHS														



ARIZONA PUPIL ACHIEVEMENT TESTING

LANGUAGE NATIONAL INDIVIDUAL PERCENTILE RANK APRIL 1991

COUNTY	DISTRICT	SCHOOL	GRADE													
			ONE	TWO	THREE	FOUR	FIVE	SIX	SEVEN	EIGHT	NINE	TEN	ELEVEN	TWELVE		
NATIONAL			59	55	53	52	50	50	50	50	50	48	49	48	48	47
STATEWIDE			58	55	51	48	51	51	49	49	52	56	53	49	54	44
		J B SUTTON SCHOOL	49	49	30	25	36	36	37	37	50	48	49	48	48	47
		JOSEPH ZITO SCHOOL	44	44	52	48	43	43	45	45	52	56	53	49	54	44
		MITCHELL SCHOOL	54	54	59	48	47	47	45	45	52	56	53	49	54	44
		P T COE SCHOOL	48	48	52	48	48	50	37	37	52	56	53	49	54	44
		KYRENE ELEM DISTRICT	57	57	53	48	48	57	54	54	57	59	49	48	48	47
		C I WAGGONER SCHOOL	56	56	50	47	47	58	53	53	58	57	49	48	48	47
		CENTENNIAL MIDDLE	65	65	65	55	60	60	60	60	58	57	49	48	48	47
		KYRENE DE LA COLINA	68	68	57	57	55	55	55	55	58	57	49	48	48	47
		KYRENE DE LA MARIPOS	45	45	47	50	47	50	47	47	52	56	53	49	48	47
		KYRENE DE LA PALOMA	53	53	52	46	56	56	56	56	52	56	53	49	48	47
		KYRENE DE LAS LOMAS	53	53	55	45	55	55	55	55	52	56	53	49	48	47
		KYRENE DE LOS LAGOS	54	54	46	46	64	64	64	64	54	56	53	49	48	47
		KYRENE DE LOS NINOS	67	67	65	55	62	62	62	62	54	56	53	49	48	47
		KYRENE DEL CIELO	52	52	35	41	49	49	49	49	52	56	53	49	48	47
		KYRENE DEL NORTE	50	50	53	41	41	55	55	55	56	57	49	48	48	47
		KYRENE DEL SURENO	67	67	57	48	48	55	55	55	57	64	49	48	48	47
		KYRENE MIDDLE SCHOOL														
		KYRENE MONTE VISTA														
		PUEBLO MIDDLE SCHOOL														
		LAVEEN ELEM DISTRICT	28	28	35	30	40	40	38	38	42	48	49	48	48	47
		LAVEEN SCHOOL	44	44	45	34	47	47	37	37	42	51	49	48	48	47
		MC CASH SCHOOL	12	12	23	26	34	34	40	40	43	44	49	48	48	47
		LIBERTY ELEM DISTRICT	55	55	44	47	51	51	43	43	45	47	49	48	48	47
		ESTRELLA MOUNTAIN	55	55	46	39	61	61	53	53	47	47	49	48	48	47
		LIBERTY SCHOOL	56	56	43	49	47	47	41	41	44	47	49	48	48	47
		LITCHFIELD ELEM DIST	69	69	56	63	61	61	50	50	58	64	49	48	48	47
		LITCHFIELD SCHOOL	73	73	57	66	61	61	58	58	61	76	49	48	48	47
		SCOTT LIBBY SCHOOL	64	64	56	58	60	60	41	41	53	50	49	48	48	47
		LITTLETON ELEM DIST	51	51	44	45	45	45	44	44	47	48	49	48	48	47
		LITTLETON SCHOOL	51	51	44	45	45	45	44	44	47	48	49	48	48	47



ARIZONA PUPIL ACHIEVEMENT TESTING

LANGUAGE NATIONAL INDIVIDUAL PERCENTILE RANK

APRIL 1991

COUNTY	DISTRICT	SCHOOL	GRADE													
			ONE	TWO	THREE	FOUR	FIVE	SIX	SEVEN	EIGHT	NINE	TEN	ELEVEN	TWELVE		
NATIONAL			59	55	53	52	50	48	49	48	50	48	49	48	48	47
STATEWIDE			58	55	51	48	51	49	56	48	52	56	53	49	54	44
	UNDERDOWN	JHS	63	62	64	64	62	61	67	64	67	70	65	62	60	60
	MADISON ELEM	DISTRIC	59	68	72	72	68	69	73	70	73	65	65	62	60	60
	MADISON HEIGHTS		28	45	39	39	46	37	51	49	51	49	62	55	55	55
	MADISON MEADOWS		75	72	69	69	69	69	67	65	67	65	62	60	60	60
	MADISON NO 1 SCHOOL		72	55	69	69	69	69	51	49	51	49	62	55	55	55
	MADISON PARK II		61	56	53	53	57	55	59	59	59	62	63	60	60	60
	MADISON R. C. SIMIS		59	41	40	40	45	46	46	47	47	51	59	60	60	60
	MADISON ROSE LANE SC		72	68	69	69	68	70	70	70	70	70	70	70	70	70
	MESA UNIFIED	DISTRIC	60	62	62	62	65	69	69	58	51	58	59	65	65	65
	ADAMS SCHOOL		57	44	46	46	47	51	51	58	51	58	59	60	60	60
	ALMA SCHOOL		44	43	37	37	43	44	44	58	51	58	59	60	60	60
	CARSON JUNIOR HIGH		57	61	59	59	57	49	49	58	51	58	59	60	60	60
	CRISHON SCHOOL		60	57	51	51	55	51	51	58	51	58	59	60	60	60
	DOBSON HIGH SCHOOL		66	57	59	59	62	62	62	58	59	58	59	60	60	60
	EDISON SCHOOL		70	72	71	71	80	74	74	57	53	57	51	51	51	51
	EISENHOWER SCHOOL		64	56	56	56	56	67	67	57	53	57	51	51	51	51
	EMERSON SCHOOL		75	61	60	60	69	66	66	63	64	63	65	65	65	65
	FALCON HILL		58	54	50	50	51	64	64	63	64	63	65	65	65	65
	FIELD SCHOOL		68	59	52	52	65	52	52	63	64	63	65	65	65	65
	FRANKLIN SCHOOL		68	60	61	61	61	56	56	63	64	63	65	65	65	65
	FREMONT JUNIOR HIGH		68	60	60	60	65	61	61	63	64	63	65	65	65	65
	FROST ELEMENTARY		68	60	60	60	65	61	61	63	64	63	65	65	65	65
	HALE SCHOOL		68	60	60	60	65	61	61	63	64	63	65	65	65	65
	HAWTHORNE SCHOOL		68	60	60	60	65	61	61	63	64	63	65	65	65	65
	HENDRIX JUNIOR HIGH		68	60	60	60	65	61	61	63	64	63	65	65	65	65
	HERMOSA VISTA		68	60	60	60	65	61	61	63	64	63	65	65	65	65
	HIGHLAND SCHOOL		68	60	60	60	65	61	61	63	64	63	65	65	65	65
	HOLMES SCHOOL		65	54	57	57	57	57	57	63	64	63	65	65	65	65
	IRVING SCHOOL		66	62	62	62	67	67	67	63	64	63	65	65	65	65
	ISHIKAWA ELEMENTARY		56	50	50	50	45	42	42	63	64	63	65	65	65	65
	JEFFERSON SCHOOL		68	61	61	61	65	61	61	63	64	63	65	65	65	65
	JORDAN SCHOOL		72	69	67	67	70	67	67	63	64	63	65	65	65	65
	KELLER SCHOOL		41	51	51	53	58	46	46	63	64	63	65	65	65	65
	KINO JUNIOR HIGH		45	50	50	44	49	41	41	63	64	63	65	65	65	65
	LEHI SCHOOL		45	50	50	44	49	41	41	63	64	63	65	65	65	65



ARIZONA PUPIL ACHIEVEMENT TESTING

LANGUAGE NATIONAL INDIVIDUAL PERCENTILE RANK APRIL 1991

COUNTY DISTRICT SCHOOL	GRADE											
	ONE	TWO	THREE	FOUR	FIVE	SIX	SEVEN	EIGHT	NINE	TEN	ELEVEN	TWELVE
NATIONAL	59	55	53	52	50	50	50	48	49	48	48	47
STATEWIDE	58	55	51	48	51	49	52	56	53	49	54	44
LINCOLN SCHOOL		54	42	34	37	47						
LINDBERGH SCHOOL		56	56	48	41	50						
LONGFELLOW SCHOOL		47	43	38	41	44						
LOWELL SCHOOL		62	48	27	41	43						
MACARTHUR SCHOOL		83	72	64	71	74						
MADISON ELEMENTARY		75	62	59	60	54						
MENDOZA ELEMENTARY		64	64	60	60	59						
MESA HIGH SCHOOL												
MESA JUNIOR HIGH												
MESA VISTA												
MESA VO-TECH												
MOUNTAIN VIEW HIGH												
POMEROY SCHOOL												
POSTON JUNIOR HIGH												
POWELL JUNIOR HIGH												
RED MOUNTAIN HIGH												
REDBIRD SCHOOL												
RHODES JUNIOR HIGH												
ROBSON SCHOOL												
ROOSEVELT SCHOOL												
SALK SCHOOL												
SALT RIVER VISTA												
SANDRA DAY O'CONNOR												
SHEPHERD JUNIOR HIGH												
SIRRINE SCHOOL												
SOUSA ELEMENTARY												
STEVENSON SCHOOL												
TAFT SCHOOL												
TAPP												
TAYLOR JUNIOR HIGH												
WASHINGTON SCHOOL												
WEBSTER SCHOOL												
WESTWOOD HIGH SCHOOL												
WHITMAN SCHOOL												
WHITTIER SCHOOL												
MOBILE ELEM DISTRICT												
MOBILE ELEMENTARY												



ARIZONA PUPIL ACHIEVEMENT TESTING

LANGUAGE NATIONAL INDIVIDUAL PERCENTILE RANK

APRIL 1991

COUNTY DISTRICT SCHOOL	GRADE											
	ONE	TWO	THREE	FOUR	FIVE	SIX	SEVEN	EIGHT	NINE	TEN	ELEVEN	TWELVE
NATIONAL STATEWIDE	59	55	53	52	50	50	50	48	49	48	48	47
	58	55	51	48	51	49	52	56	53	49	54	44
MORRISTOWN ELEM DIST	47	47	27	28	60	35	29	22				
MORRISTOWN	47	47	27	28	60	35	29	22				
MURPHY ELEM DISTRICT	19	19	26	27	31	26	35	38				
ALFRED F. GARCIA	21	21	31	30	33	25	34	45				
ARTHUR M. HAMILTON	22	22	25	17	22	19	28	33				
JACK L. KUBAN SCHOOL	6	6	35	37	39	38	36	36				
WILLIAM R. SULLIVAN	25	25	15	28	30	24	40	38				
NADABURG ELEM DISTRI	44	44	40	16	55	33	41	54				
NADABURG SCHOOL	44	44	40	16	55	33	41	54				
OSBORN ELEM DISTRICT	41	41	39	44	44	44	49	58				
CLARENDON SCHOOL	38	38	35	41	43	41	49	58				
ENCANTO SCHOOL	35	35	34	41	41	43	49	58				
LONGVIEW SCHOOL	53	53	51	56	47	49	41	56				
OSBORN MIDDLE SCHOOL	53	53	61	53	57	31	41	56				
SOLANO SCHOOL	53	53	61	53	57	31	41	56				
PALO VERDE ELEM DIST	8	8	11	29	31	31	33	47				
PALO VERDE SCHOOL	8	8	11	29	31	31	33	47				
PALOMA ELEM DISTRICT	66	66	61	59	61	60	60	61	60	55	59	
KISER ELEM.	48	43	56	57	64	57	57	64				
PARADISE VALLEY UNIF	43	61	49	49	54	44	44	54				
AIRE LIBRE SCHOOL	61	67	53	49	59	58	58	62				
ARROWHEAD SCHOOL	67	75	62	65	62	70	72	65				
CAMPO BELLO SCHOOL	75	75	73	68	64	72	65	64				
DESERT COVE SCHOOL												
DESERT SHADOWS												
DESERT SHADOWS MIDDLE												



ARIZONA PUPIL ACHIEVEMENT TESTING

LANGUAGE NATIONAL INDIVIDUAL PERCENTILE RANK

APRIL 1981

COUNTY	DISTRICT	SCHOOL	GRADE											
			ONE	TWO	THREE	FOUR	FIVE	SIX	SEVEN	EIGHT	NINE	TEN	ELEVEN	TWELVE
NATIONAL			59	55	53	52	50	50	50	48	49	48	48	47
STATEWIDE			58	55	51	48	51	49	49	56	53	49	54	44
		DESERT SPRINGS	80	68	68	69	75	69	69					
		EAGLE RIDGE	66	59	59	64	55	53	53					
		ECHO MOUNTAIN SCHOOL	53	46	46	54	51	47	47					
		FOOTHILLS	69	67	67	59	63	57	57					
		GOLD DUST SCHOOL	70	62	62	54	54	56	56					
		HIDDEN HILLS SCHOOL	76	60	60	53	55	50	50					
		HORIZON HIGH SCHOOL		68	62	49	60	54	54			63	65	
		HORIZON BEND SCHOOL		55	60	52	53	52	52					
		LARKSPUR SCHOOL		74	67	68	66	70	70					
		LIBERTY SCHOOL		76	69	69	64	64	64					
		MERCURY MINE SCHOOL		71	65	68	71	70	70					
		NORTH RANCH		55	56	46	53	40	40					
		PALOMINO SCHOOL												
		PARADISE VALLEY HIGH												
		POLARIS ALTERNATIVE												
		QUAIL RUN SCHOOL		51	65	41	59	56	56					
		SANDPIPER SCHOOL		79	70	63	71	69	69					
		SHADOW MOUNTAIN HIGH												
		SHEA MIDDLE SCHOOL												
		SUNRISE MIDDLE												
		VILLAGE VISTA SCHOOL		76	65	65	65	63	75					
		VISTA VERDE SCHOOL												
		PENDERGAST ELEM DIST		48	48	46	46	47	45					
		DESERT HORIZON		46	50	44	44	45	52					
		GARDEN LAKES		58	49	45	45	42	37					
		PENDERGAST SCHOOL		37	41	47	52	50	51					
		VILLA DE PAZ		57	54	44	44	52	39					
		WESTMIND SCHOOL		43	45									
		PEORIA UNIFIED DISTR		74	64	60	60	64	61					
		ALTA LOMA SCHOOL		73	54	60	60	52	47					
		APACHE ELEMENTARY		78	66	65	65	55	58					
		CACTUS HIGH SCHOOL												
		CENTENNIAL H. S.												
		COPPERWOOD SCHOOL		84	67	56	56	75	65					
		COTTON BOLL ELEM		70	62	58	58	63	63					
		DESERT PALMS SCHOOL		66	70	70	59	71	70					



ARIZONA PUPIL ACHIEVEMENT TESTING

LANGUAGE NATIONAL INDIVIDUAL PERCENTILE RANK

APRIL 1991

COUNTY	DISTRICT	SCHOOL	GRADE													
			ONE	TWO	THREE	FOUR	FIVE	SIX	SEVEN	EIGHT	NINE	TEN	ELEVEN	TWELVE		
NATIONAL			59	55	53	52	50	50	50	50	50	48	49	48	48	47
STATEWIDE			58	55	51	48	51	49	49	52	52	56	53	49	49	54
		DESERT VALLEY	79	79	70	76	73	73	71	74	79	71	62	59	58	61
		FOOTHILLS SCHOOL	71	71	64	66	64	61	61	65	70	69	59	58	56	61
		HERITAGE SCHOOL	74	74	58	56	67	60	60	66	72	66	58	58	56	61
		IRA A MURPHY SCHOOL	66	66	53	59	47	57	57	59	58	59	62	59	58	61
		IRONWOOD HIGH SCHOOL	77	77	68	50	62	60	60	69	71	69	62	59	56	61
		KACHINA SCHOOL	79	79	76	70	70	70	70	72	74	72	62	59	56	61
		OAKWOOD	75	75	65	67	61	56	56	60	72	60	62	59	56	61
		OASIS ELEMENTARY	63	63	60	53	52	58	58	60	56	60	48	52	55	55
		PEORIA ELEMENTARY	78	78	65	64	66	66	61	72	78	72	48	52	55	55
		PEORIA HIGH SCHOOL	71	71	62	61	73	64	64	69	66	69	48	52	55	55
		PIONEER SCHOOL	79	79	80	64	65	60	60	72	74	72	48	52	55	55
		SAHUARO RANCH ELEM	66	66	57	47	62	58	58	60	60	60	48	52	55	55
		SKYVIEW ELEMENATRY	73	73	63	54	60	60	61	63	71	63	48	52	55	55
		SUN VALLEY ELEM														
		SUNDANCE SCHOOL	46	46	38	34	42	39	39	48	42	48	36	36	39	39
		PHOENIX ELEM DISTRIC														
		BETHUNE SCHOOL	52	52	42	39	38	38	23	47	52	47	36	36	39	39
		CAPITOL SCHOOL	44	44	45	32	50	45	45	47	52	47	36	36	39	39
		DUNBAR SCHOOL	26	26	24	30	45	45	41	47	52	47	36	36	39	39
		EDISON SCHOOL	31	31	23	29	30	30	27	39	34	39	36	36	39	39
		EMERSON SCHOOL	65	65	42	39	50	50	59	59	34	39	36	36	39	39
		GARFIELD SCHOOL	52	52	40	18	33	33	35	45	46	45	36	36	39	39
		HEARD SCHOOL	58	58	40	47	51	51	41	56	46	45	36	36	39	39
		HERRERA SCHOOL	19	19	33	32	49	49	32	56	39	56	36	36	39	39
		KENILWORTH SCHOOL	27	27	36	34	33	33	40	45	39	56	36	36	39	39
		LOWELL SCHOOL	38	38	35	37	43	43	41	45	46	45	36	36	39	39
		OTT SCHOOL	43	43	25	52	44	44	42	42	46	45	36	36	39	39
		SHAW SCHOOL	52	52	36	29	40	40	32	32	42	42	36	36	39	39
		WHITTIER SCHOOL	63	63	41	37	44	44	50	50	44	44	36	36	39	39
		PHOENIX UNION H.S.														
		ALHAMBRA HIGH SCHOOL														
		B.A.C.E.														
		CAMELBACK H. S.														
		CARL HAYDEN H. S.														
		CENTRAL HIGH SCHOOL														
		CYESIS - EAST														



ARIZONA PUPIL ACHIEVEMENT TESTING

LANGUAGE NATIONAL INDIVIDUAL PERCENTILE RANK APRIL 1991

COUNTY	DISTRICT	SCHOOL	GRADE											
			ONE	TWO	THREE	FOUR	FIVE	SIX	SEVEN	EIGHT	NINE	TEN	ELEVEN	TWELVE
NATIONAL			59	55	53	52	50	50	48	49	48	47	48	47
STATEWIDE			58	55	51	48	51	49	56	53	56	54	49	44
		CYESIS - WEST											46	31
		MARYVALE HIGH SCHOOL											44	41
		METRO TECH VIP											26	19
		NORTH HIGH SCHOOL											44	37
		SOUTH MOUNTAIN HIGH											35	35
		TREVOR BROKNE H. S.											40	42
		QUEEN CREEK UNIFIED	43	62	62	55	52	52	50	53	50	46	46	47
		QUEEN CREEK ELEM	43	62	62	55	52	52	50	53	50	46	46	47
		QUEEN CREEK JR HIGH												
		QUEEN CRREK H.S.												
		RIVERSIDE ELEM DISTR	19	21	21	12	22	22	34	35	34	45	34	46
		RIVERSIDE SCHOOL	19	21	21	12	22	22	34	35	34	45	34	46
		ROOSEVELT ELEM DISTR	44	39	39	39	42	42	52	43	46	46	52	47
		C J JORGENSEN SCHOOL	32	34	34	39	45	45	56	38	56	48	48	47
		C O GREENFIELD	16	14	14	26	24	40	39	31	37	41	39	48
		IGNACIO CONCHOS	39	45	45	26	24	40	48	40	41	41	48	48
		JOHN F KENNEDY	38	46	46	34	33	52	61	52	52	52	61	61
		JOHN R DAVIS SCHOOL	44	49	49	51	55	54	58	54	52	52	58	58
		MARTIN LUTHER KING J	66	53	53	48	57	50	73	50	57	57	73	73
		MAXINE O. BUSH	61	53	53	47	44	44	51	39	48	48	51	51
		PALMDALE SCHOOL	48	34	34	23	31	28	40	28	29	40	40	40
		PERCY L JULIAN	51	36	36	38	43	49	50	49	47	50	47	47
		RIO VISTA SCHOOL	39	25	25	48	35	58	51	58	52	52	51	51
		ROSE LINDA SCHOOL	64	58	58	67	60	61	66	61	60	60	66	66
		SIERRA VISTA SCHOOL	28	28	28	41	32	38	52	37	37	37	52	52
		SOUTHWEST SCHOOL	50	39	39	26	43	34	45	34	40	40	45	45
		SUNLAND SCHOOL	35	37	37	30	45	50	55	50	46	46	55	55
		T G BARR SCHOOL	36	26	26	39	44	44	59	40	48	48	59	59
		V H LASSEN SCHOOL												
		VALLEY VIEW SCHOOL												
		RUTH FISHER ELEM DIS	62	46	46	48	46	52	52	52	55	52	52	52
		RUTH FISHER SCHOOL	62	46	46	48	46	52	52	52	55	52	52	52

271



ARIZONA PUPIL ACHIEVEMENT TESTING

LANGUAGE NATIONAL INDIVIDUAL PERCENTILE RANK

APRIL 1991

COUNTY DISTRICT SCHOOL	GRADE											
	ONE	TWO	THREE	FOUR	FIVE	SIX	SEVEN	EIGHT	NINE	TEN	ELEVEN	TWELVE
NATIONAL	59	55	53	52	50	50	50	48	49	48	48	47
STATEWIDE	58	55	51	48	51	49	52	56	53	49	54	44
SCOTTSDALE UNIFIED D	73	81	67	65	63	63	65	70	64	65	69	
ANASAZI SCHOOL			71	64	61	67						
ARCADIA HIGH SCHOOL			73	78	76	78						
CHAPARRAL H. S.			69	72	76	70						
CHEROKEE SCHOOL			73	72	76	70						
COCHISE SCHOOL			69	72	76	70						
COCOPAH MIDDLE SCHOOL			73	72	76	70						
CORNADO HIGH SCHOOL			67	71	61	67						
HOHOKAM SCHOOL			56	54	59	53						
HOPI SCHOOL			77	71	73	67						
INGLESIDE MIDDLE			77	72	68	69						
KIVA SCHOOL			70	75	69	72						
LAGUNA SCHOOL			70	75	69	72						
MOHAVE MIDDLE SCHOOL			53	54	44	59						
NAVAJO SCHOOL			69	52	50	54						
PIMA SCHOOL			57	59	65	58						
PUEBLO SCHOOL			81	74	68	67						
SAGUARO HIGH SCHOOL			54	58	49	50						
SEQUOYA SCHOOL			62	61	60	61						
SUPAI MIDDLE SCHOOL			51	40	41	48						
TAVAN SCHOOL			70	70	70	64						
TONALEA SCHOOL			29	60		49						
YAVA PAI SCHOOL			29	60		49						
ZUNI SCHOOL			44	42	47	46						
SENTINEL ELEM DISTRI			48	60		49						
SENTINEL SCHOOL			48	60		49						
TEMPE ELEM DISTRICT			48	42	47	46						
AGUILAR SCHOOL			48	43	48	48						
ARREDONDO SCHOOL			42	41	42	43						
BROADMOR SCHOOL			67	50	62	60						
BUSTOZ SCHOOL			50	51	68	55						
CARMINATI SCHOOL			36	54	46	41						
CONNOLLY MIDDLE			53	51	59	41						
CURRY SCHOOL			53	51	59	41						



ARIZONA PUPIL ACHIEVEMENT TESTING

LANGUAGE NATIONAL INDIVIDUAL PERCENTILE RANK APRIL 1991

COUNTY	DISTRICT	SCHOOL	GRADE											
			ONE	TWO	THREE	FOUR	FIVE	SIX	SEVEN	EIGHT	NINE	TEN	ELEVEN	TWELVE
NATIONAL			59	55	53	52	50	50	48	49	48	47	48	47
STATEWIDE			58	55	51	48	51	49	56	53	49	49	54	44
		EVANS SCHOOL	46	46	36	44	42	42	58	57	58	57	58	47
		FEES MIDDLE SCHOOL	32	32	39	33	35	39	35	39	35	39	35	35
		FRANK SCHOOL	68	68	64	45	61	60	47	41	47	44	47	47
		FULLER SCHOOL	42	42	35	38	47	41	41	41	41	41	41	41
		GILLILAND MIDDLE	61	61	66	56	61	57	64	57	64	53	64	64
		HOLDEMAN SCHOOL	38	38	42	42	30	30	46	46	46	46	46	46
		HUDSON SCHOOL	53	53	47	42	44	44	44	44	44	44	44	44
		LAIRD SCHOOL	44	44	38	42	41	43	43	43	43	43	43	43
		MCKEY MIDDLE SCHOOL	44	44	36	49	68	62	36	34	34	34	34	34
		MEYER SCHOOL	31	31	32	39	39	34	32	32	32	32	32	32
		NEVITT SCHOOL	21	21	32	33	32	32	32	32	32	32	32	32
		ROVER SCHOOL	44	44	42	38	44	44	42	42	42	42	42	42
		SCALES SCHOOL												
		THEM SCHOOL												
		WOOD SCHOOL												
		TEMPE UNION H. S.												
		CORONA DEL SOL H. S.												
		EVENING SCHOOL												
		MARCOS DE NIZA H. S.												
		MCCLINTOCK H. S.												
		TEMPE HIGH SCHOOL												
		TOLLESON ELEM DISTRI	47	47	39	45	36	47	43	46	43	46	43	47
		TOLLESON JUNIOR HIGH												
		UNIT I SCHOOL	47	47	39	45	36	47	43	46	43	46	43	47
		TOLLESON UNION H. S.												
		TOLLESON UNION H. S.												
		WESTVIEW H. S.												
		UNION ELEM DISTRICT	6	6	16	22	36	37	36	36	36	36	36	36
		UNION SCHOOL	6	6	16	22	36	37	36	36	36	36	36	36

279



ARIZONA PUPIL ACHIEVEMENT TESTING

LANGUAGE NATIONAL INDIVIDUAL PERCENTILE RANK APRIL 1991

COUNTY	DISTRICT	SCHOOL	GRADE														
			ONE	TWO	THREE	FOUR	FIVE	SIX	SEVEN	EIGHT	NINE	TEN	ELEVEN	TWELVE			
NATIONAL			59	55	53	52	50	50	50	50	50	50	48	49	48	48	47
STATEWIDE			58	55	51	48	51	51	49	52	52	56	53	49	49	54	44
	WASHINGTON ELEM DIST		59	59	57	52	59	59	57	59	59	64	64	46	46	60	60
		ACACIA SCHOOL	61	61	49	37	53	53	48	48	58	64	62	69	69	62	62
		ALTA VISTA SCHOOL	74	76	67	64	61	61	60	60	62	61	60	60	60	60	60
		ARROYO SCHOOL	60	43	53	62	54	57	53	55	59	57	57	57	57	57	57
		CACTUS WREN SCHOOL	72	65	46	49	62	62	62	62	62	62	62	62	62	62	62
		CHAPARRAL SCHOOL	52	65	69	66	73	73	68	68	68	68	68	68	68	68	68
		CHOLLA SCHOOL			53	51	65	65	62	62	62	64	62	62	62	62	62
		DESERT FOOTHILLS															
		DESERT VIEW SCHOOL	61	61	49	37	53	53	48	48	58	64	62	69	69	62	62
		IRONWOOD SCHOOL	76	76	67	64	61	61	60	60	62	61	60	60	60	60	60
		JOHN JACOBS SCHOOL	43	43	53	62	54	57	53	55	59	57	57	57	57	57	57
		LAKEVIEW SCHOOL	72	72	46	49	62	62	62	62	62	62	62	62	62	62	62
		LOOKOUT MOUNTAIN	65	65	69	66	73	73	68	68	68	68	68	68	68	68	68
		MANZANITA SCHOOL	59	59	61	58	60	60	52	52	52	52	52	52	52	52	52
		MARYLAND SCHOOL	52	52	39	37	44	44	51	51	51	51	51	51	51	51	51
		MOON MOUNTAIN SCHOOL	61	61	68	48	50	50	49	49	49	49	49	49	49	49	49
		MOUNTAIN SKY															
		MOUNTAIN VIEW SCHOOL	48	48	46	46	44	44	36	36	36	36	36	36	36	36	36
		OCOTILLO SCHOOL	40	40	35	37	43	43	43	43	43	43	43	43	43	43	43
		ORANGEWOOD SCHOOL	61	61	39	43	55	55	50	50	50	50	50	50	50	50	50
		PALO VERDE SCHOOL															
		RICHARD E MILLER	76	76	63	73	79	79	62	62	62	62	62	62	62	62	62
		ROADRUNNER SCHOOL	74	74	69	65	67	67	54	54	54	54	54	54	54	54	54
		ROYAL PALM SCHOOL															
		SAHUARO SCHOOL	56	56	62	54	61	61	51	51	51	51	51	51	51	51	51
		SENITA SCHOOL	66	66	61	46	66	66	65	65	65	65	65	65	65	65	65
		SHAM BUTTE SCHOOL	51	51	48	41	50	50	41	41	41	41	41	41	41	41	41
		SUNBURST SCHOOL	58	58	53	46	61	61	66	66	66	66	66	66	66	66	66
		SUNNYSLOPE SCHOOL	28	28	30	29	44	44	45	45	45	45	45	45	45	45	45
		SUNSET SCHOOL	66	66	61	57	55	55	58	58	58	58	58	58	58	58	58
		SWEETWATER SCHOOL	61	61	73	52	64	64	61	61	61	61	61	61	61	61	61
		TUMBLEWEED SCHOOL	58	58	57	67	72	72	65	65	65	65	65	65	65	65	65
		WASHINGTON SCHOOL	53	53	53	39	66	66	59	59	59	59	59	59	59	59	59
		WICKENBURG UNIFIED D	69	69	53	37	47	47	50	45	46	46	46	46	46	46	46
		HACLENNAN SCHOOL															
		VULTURE PEAK SCHOOL	69	69	53	37	47	47	50	45	46	46	46	46	46	46	46



ARIZONA PUPIL ACHIEVEMENT TESTING

LANGUAGE NATIONAL INDIVIDUAL PERCENTILE RANK APRIL 1991

COUNTY	DISTRICT	SCHOOL	GRADE																
			ONE	TWO	THREE	FOUR	FIVE	SIX	SEVEN	EIGHT	NINE	TEN	ELEVEN	TWELVE					
NATIONAL			59	55	53	52	50	50	50	48	49	46	46	48	48	49	46	48	47
STATEWIDE			58	55	51	48	51	49	52	56	53	46	54	56	56	53	54	54	44
		MICKENBURG H. S.	70	70	58	73	51	60	56	57	67	67	60	57	57	67	60		
		WILLIAMS AFB ACCOM S	70	70	58	73	51	60	56	57	67	67	60	57	57	67	60		
		WILSON ELEM DISTRICT	21	21	21	20	29	33	37	39				39	39				
		WILSON ELEMENTARY	21	21	21	20	29	33	37	39				39	39				
																			279



ARIZONA PUPIL ACHIEVEMENT TESTING

LANGUAGE

NATIONAL INDIVIDUAL PERCENTILE RANK

APRIL 1991

COUNTY	DISTRICT	SCHOOL	GRADE												
			ONE	TWO	THREE	FOUR	FIVE	SIX	SEVEN	EIGHT	NINE	TEN	ELEVEN	TWELVE	
NATIONAL			59	55	53	52	50	50	50	48	48	49	48	48	47
STATEWIDE			58	55	51	48	51	49	52	56	53	49	54	54	44
MOHAVE			53	53	47	45	47	50	50	52	49	45	55		
		BULLHEAD CITY ELEM D	48	48	42	37	43	48	51	51					
		BULLHEAD CITY INTERM		48	42	37	43	48	51	51					
		BULLHEAD CITY JHS		48	42	37	43	48	51	51					
		BULLHEAD PRIMARY		48	42	37	43	48	51	51					
		CHLORIDE ELEM DISTRI		50	32	33	29	41	49	49					
		MOUNT TIPTON SCHOOL		50	32	33	29	41	49	49					
		COLORADO CITY UNIFIE		50	42	47	50	47	60	60	60	52	56		
		COLORADO CITY ELEMEN		50	42	47	50	47	60	60	60	52	56		
		COLORADO RIVER UNION													
		COLORADO UNION HIGH													
		HACKBERRY ELEM DISTR		46	31	57	60	15	32	47					
		HACKBERRY		46	31	57	60	15	32	47					
		KINGMAN ELEM DISTRIC		54	51	44	47	49	49	51					
		CERBAT SCHOOLLOL		44	40	39	49	40	49	51					
		HUALAPAI SCHOOL		67	68	55	53	48	49	51					
		KINGMAN JUNIOR HIGH		66	46	42	39	48	49	51					
		LA SENITA SCHOOL		55	53	48	57	62	48	51					
		MANZANITA SCHOOL		39	47	36	38	47	49	51					
		PALO CHRISTI SCHOOL		65	54	60	58	57	59	57	55	47	56		
		LAKE HAVASU UNIFIED		56	47	46	51	47	59	57	55	47	56		
		HAVASUPAI SCHOOL													
		LAKE HAVASU H. S.													
		LAKE HAVASU JHS													
		NAUTILUS SCHOOL		71	59	61	56	53	59	57	55	47	56		
		ORO GRANDE SCHOOL		57	45	61	60	63	63	63	55	47	56		



ARIZONA PUPIL ACHIEVEMENT TESTING

LANGUAGE NATIONAL INDIVIDUAL PERCENTILE RANK APRIL 1991

COUNTY	DISTRICT	SCHOOL	GRADE											
			ONE	TWO	THREE	FOUR	FIVE	SIX	SEVEN	EIGHT	NINE	TEN	ELEVEN	TWELVE
NATIONAL			59	55	53	52	50	50	50	48	49	48	47	
STATEWIDE			58	55	51	48	51	52	52	56	53	49	54	
	SMOKETREE SCHOOL		69	69	53	56	55	59						
	STARLINE SCHOOL		69	69	63	70	64	63						
	LITTLEFIELD ELEM DIS		24	24	29	43	30	20	30					
	LITTLEFIELD SCHOOL		24	24	29	43	30	20	30					
	MOHAVE UNION H.S.													
	KINGMAN HIGH SCHOOL													
	MOHAVE VALLEY ELEM D		40	40	35	31	37	36	37	45				
	FORT MOHAVE ELEM		46	46	38	32	43	36						
	MOHAVE VALLEY ELEM		34	34	32	31	33	37						
	MOHAVE VALLEY JHS													
	OMENS WHITNEY ELEM D		68	68	59	53	66	45	61	57	45	51	51	
	OMENS WHITNEY SCHOOL		68	68	59	53	66	45	61	57	45	51	51	
	PEACH SPRINGS ELEM D		7	7	21	11	20	18	35	32				
	PEACH SPRINGS SCHOOL		7	7	21	11	20	18	35	32				
	VALENTINE ELEM DISTR		67	67	31	31	36	44	51	75				
	VALENTINE SCHOOL		67	67	31	31	36	44	51	75				
	YUCCA ELEM DISTRICT		61	61	48	43		55						
	YUCCA SCHOOL		61	61	48	43		55						
														283



ARIZONA PUPIL ACHIEVEMENT TESTING

LANGUAGE NATIONAL INDIVIDUAL PERCENTILE RANK

APRIL 1991

COUNTY	DISTRICT	SCHOOL	GRADE													
			ONE	TWO	THREE	FOUR	FIVE	SIX	SEVEN	EIGHT	NINE	TEN	ELEVEN	TWELVE		
NATIONAL			59	55	53	52	50	50	50	48	49	48	48	47	48	47
STATEWIDE			58	55	51	48	51	51	49	56	53	56	54	54	54	44
NAVAJO				43	42	39	41	41	39	48	44	42	46	46	46	44
	BLUE RIDGE UNIFIED			75	54	54	54	54	53	60	53	50	48	48	50	48
	BLUE RIDGE			75	54	54	54	54	53	60	53	50	48	48	50	48
	BLUE RIDGE H. S.															
	BLUE RIDGE JHS															
	BLUE RIDGE MIDDLE															
	CEDAR UNIFIED DISTRI			18	21	41	41	30	33	37	37	37	44	44	45	44
	JEDITO SCHOOL			18	21	41	41	30	33	37	37	37	44	44	45	44
	HEBER-OVERGAARD UNIF			45	57	50	50	59	43	52	53	52	44	44	45	44
	CAPPS ELEMENTARY			45	57	50	50	59	43	52	53	52	44	44	45	44
	MOGOLLON HIGH SCHOOL			54	54	52	52	50	49	63	40	38	44	44	38	44
	HOLBROOK UNIFIED			54	54	52	52	50	49	63	40	38	44	44	38	44
	HOLBROOK HIGH SCHOOL															
	HOLBROOK JUNIOR HIGH															
	HULET SCHOOL															
	PARK SCHOOL			54	54	52	52	50	49	63	40	38	44	44	38	44
	JOSEPH CITY UNIFIED			53	50	39	39	35	44	54	47	56	58	58	56	58
	JOSEPH CITY			53	50	39	39	35	44	54	47	56	58	58	56	58
	JOSEPH CITY H. S.			53	50	39	39	35	44	54	47	56	58	58	56	58
	KAYENTA UNIFIED DIST			34	50	38	38	39	33	47	36	30	37	37	30	37
	KAYENTA INTERMEDIATE															
	KAYENTA MIDDLE															
	KAYENTA PRIMARY			34	50	38	38	39	33	47	36	30	37	37	30	37
	MONUMENT VALLEY H.S.															
	PINON UNIFIED DISTRI			11	21	15	15	23	13	20	23	30	37	37	30	37
	PINON JHS															



ARIZONA PUPIL ACHIEVEMENT TESTING

LANGUAGE NATIONAL INDIVIDUAL PERCENTILE RANK APRIL 1991

COUNTY	DISTRICT	SCHOOL	GRADE													
			ONE	TWO	THREE	FOUR	FIVE	SIX	SEVEN	EIGHT	NINE	TEN	ELEVEN	TWELVE		
NATIONAL			59	55	53	52	50	50	50	50	50	48	49	48	48	47
STATEWIDE			58	55	51	48	51	51	49	52	53	56	53	49	49	48
		PINON SCHOOL	11	21	21	15	23	13	13	47	47	51	53	53	48	54
		SHOW LOW UNIFIED DIS	58	46	46	43	43	47	47	47	51	51	48	54	54	54
		LINDEN ELEMENTARY	72	77	77	51	72	72	72	72	72	51	53	48	54	54
		PINEDALE/CLAY SCHOOL	54	33	33	60	54	54	54	54	54	54	54	54	54	54
		SHOW LOW HIGH SCHOOL														
		SHOW LOW INTER														
		SHOW LOW JUNIOR HIGH														
		SHOW LOW PRIMARY	56	43	43	40	39	47	47	47	51	51	48	54	54	54
		SNOWFLAKE UNIFIED DI	51	54	54	48	49	46	46	46	50	50	55	54	54	54
		HIGHLAND PRIMARY	53	53	53											
		SNOWFLAKE H. S.														
		SNOWFLAKE INTERMED														
		SNOWFLAKE JHS	48	55	55	44	44	41	41	46	50	50	55	54	54	54
		TAYLOR SCHOOL	16	18	18	16	22	19	19	27	27	32	27	31	31	31
		WHITERIVER UNIFIED D	19	16	16	18	28	19	19	27	27	32	27	31	31	31
		ALCHESAY HIGH SCHOOL	14	19	19	15	19	19	19	27	27	32	27	31	31	31
		SEVEN MILE SCHOOL	44	42	42	39	47	46	46	50	54	48	43	49	49	49
		WHITERIVER JHS														
		WHITERIVER SCHOOL														
		MINSLOW UNIFIED DIST	52	48	48	33	49	51	51	51	54	48	43	49	49	49
		BONNIE BRENNAN	39	41	41	32	38	40	40	46	50	48	43	49	49	49
		JEFFERSON SCHOOL	42	40	40	51	51	46	46	50	54	48	43	49	49	49
		WASHINGTON SCHOOL														
		MINSLOW HIGH SCHOOL														
		MINSLOW JUNIOR HIGH														



ARIZONA PUPIL ACHIEVEMENT TESTING

LANGUAGE NATIONAL INDIVIDUAL PERCENTILE RANK

APRIL 1991

COUNTY	DISTRICT	SCHOOL	GRADE															
			ONE	TWO	THREE	FOUR	FIVE	SIX	SEVEN	EIGHT	NINE	TEN	ELEVEN	TWELVE				
NATIONAL			59	55	53	52	50	50	50	50	50	48	48	49	48	48	47	47
STATEWIDE			58	55	51	48	51	51	49	49	49	56	56	53	54	54	49	44
PIMA																		
	AJO UNIFIED DISTRICT			34	42	47	47	40	48	48	38	48	41	48	48	47	49	
	AJO ELEMENTARY			34	42	47	47	40	48	48	38	48	41	48	48	47	49	
	AJO HIGH SCHOOL			51	53	40	40	56	48	34	45	57	41	60	57	55	58	
	AJO JUNIOR HIGH			51	53	40	40	56	48	34	45	57	41	60	57	55	58	
	ALTAR VALLEY SCHOOL			61	60	55	55	57	65	58	61	60	60	57	55	58	64	
	MARY E DILL SCHOOL																	
	AMPHITHEATER UNIFIED																	
	AMPHITHEATER EVENING			81	69	65	65	64	65	54	64	52	65	57	52	61	64	
	AMPHITHEATER H. S.			42	53	52	52	57	52	39	57	52	65	48	52	59	64	
	AMPHITHEATER JR HIGH			27	41	32	32	33	32	49	33	39	48	29	48	29	58	
	CANYON DEL ORO HIGH			67	64	57	57	48	57	49	49	49	57	53	53	53	53	
	COPPER CREEK ELEM			51	45	37	37	41	37	55	41	41	57	61	61	61	64	
	COPPER CREEK MIDDLE			43	44	24	24	41	24	41	41	41	65	41	65	61	64	
	CORONADO SCHOOL			53	56	61	61	61	61	78	61	65	65	59	52	59	64	
	E C NASH SCHOOL			71	80	64	64	68	64	60	60	60	65	73	73	73	74	
	F O HOLAWAY SCHOOL			64	65	49	49	52	49	62	62	62	72	69	68	73	74	
	HELEN KEELING SCHOOL			55	58	49	49	52	49	62	62	62	72	69	68	73	74	
	L M PRINCE SCHOOL			76	73	73	73	72	73	69	69	69	74	73	73	73	74	
	LAMRENCE W CROSS JR			74	71	74	74	73	74	73	73	73	73	73	73	73	73	
	LULU WALKER SCHOOL			60	72	71	71	68	71	66	66	72	71	71	71	71	71	
	MARION DONALDSON			81	69	71	71	77	71	66	66	72	71	71	71	71	71	
	MESA VERDE SCHOOL			77	72	72	75	75	75	69	69	74	74	74	74	74	74	
	RIO VISTA SCHOOL																	
	WINIFRED HARELSON																	
	CATALINA FOOTHILLS U																	
	CANYON VIEW																	
	ESPERO CANYON																	
	MANZANITA SCHOOL																	
	ORANGE GROVE JHS																	
	SUNRISE DRIVE SCHOOL																	



ARIZONA PUPIL ACHIEVEMENT TESTING

LANGUAGE NATIONAL INDIVIDUAL PERCENTILE RANK

APRIL 1991

COUNTY	DISTRICT SCHOOL	GRADE												
		ONE	TWO	THREE	FOUR	FIVE	SIX	SEVEN	EIGHT	NINE	TEN	ELEVEN	TWELVE	
NATIONAL STATEWIDE		59	55	53	52	50	50	50	48	48	49	48	48	47
		58	55	51	48	51	51	52	56	53	53	54	54	44
	CONTINENTAL ELEM DIS	67	67	48	48	49	49	54	66	53	53	56	56	
	CONTINENTAL SCHOOL	67	67	48	48	49	49	54	66	53	53	56	56	
	FLOWING WELLS UNIFIE	57	57	55	52	54	49	48	50	53	53	56	56	
	CENTENNIAL SCHOOL	63	63	63	62	49	46	48	50	53	53	56	56	
	FLOWING WELLS H. S.	49	49	51	46	48	46	48	50	53	53	56	56	
	FLOWING WELLS JHS	43	43	55	43	55	43	48	50	53	53	56	56	
	HOMER DAVIS SCHOOL	65	61	61	60	53	49	49	50	53	53	56	56	
	LAGUNA SCHOOL	59	59	49	49	53	49	49	50	53	53	56	56	
	ROBERT RICHARDSON	15	15	18	16	28	16	26	34	29	29	27	27	
	WALTER DOUGLAS	15	15	18	16	28	16	26	34	29	29	27	27	
	INDIAN OASIS-BABOQUI	66	66	57	53	55	53	57	63	59	59	60	60	
	BABOQUIVARI H. S.	74	74	66	56	58	56	50	62	52	52	49	49	
	BABOQUIVARI JHS	75	75	62	60	63	60	50	62	62	62	66	66	
	INDIAN OASIS PRIMARY	60	60	50	47	49	47	47	62	52	52	49	49	
	TOPAWA MIDDLE	55	55	39	47	56	47	51	62	62	62	66	66	
	MARANA UNIFIED DISTR	52	52	57	61	55	61	55	62	62	62	66	66	
	BUTTERFIELD SCHOOL	73	73	53	43	58	43	50	64	49	49	53	53	
	DEGRAZIA SCHOOL	60	60	63	49	45	49	45	64	49	49	53	53	
	DESERT WINDS SCHOOL	75	75	53	59	47	59	47	64	49	49	53	53	
	ESTES SCHOOL	75	75	53	59	47	59	47	64	49	49	53	53	
	IRONWOOD SCHOOL	75	75	53	59	47	59	47	64	49	49	53	53	
	MARANA HIGH SCHOOL	75	75	53	59	47	59	47	64	49	49	53	53	
	MARANA JHS	75	75	53	59	47	59	47	64	49	49	53	53	
	MOUNTAIN VIEW SCHOOL	75	75	53	59	47	59	47	64	49	49	53	53	
	ROA/RUNNER SCHOOL	75	75	53	59	47	59	47	64	49	49	53	53	
	THORNYDALE SCHOOL	75	75	53	59	47	59	47	64	49	49	53	53	
	TORTOLITA JHS	75	75	53	59	47	59	47	64	49	49	53	53	
	SAHUARITA UNIFIED DI	75	75	53	59	47	59	47	64	49	49	53	53	
	SAHUARITA H. S.	75	75	53	59	47	59	47	64	49	49	53	53	
	SAHUARITA JHS	75	75	53	59	47	59	47	64	49	49	53	53	

291

230



ARIZONA PUPIL ACHIEVEMENT TESTING

LANGUAGE NATIONAL INDIVIDUAL PERCENTILE RANK

APRIL 1991

COUNTY	DISTRICT SCHOOL	GRADE													
		ONE	TWO	THREE	FOUR	FIVE	SIX	SEVEN	EIGHT	NINE	TEN	ELEVEN	TWELVE		
NATIONAL		59	55	53	52	50	50	50	48	49	48	48	48	48	47
STATEWIDE		58	55	51	48	51	49	52	48	51	49	56	53	49	44
	SAHUARITA SCHOOL	81	49	65	65	47	47	40	44	45	44	44	49	49	47
	SOPORI SCHOOL	57	64	44	44	49	44	52	44	53	56	56	53	49	44
	SAN FERNANDO ELEM DI		49												
	SAN FERNANDO SCHOOL		49												
	SUNNYSIDE UNIFIED DI	37	36	39	39	39	39	34	40	45	40	43	40	40	41
	APOLLO MIDDLE SCHOOL	34	32	42	42	46	46	30	47	46	40	41	46	40	41
	CHAPPARRAL MIDDLE	35	38	24	24	35	35	38	38	38	38	38	46	40	41
	CRAYCROFT SCHOOL	40	35	32	32	39	39	30	47	46	40	41	46	40	41
	DESERT VIEW H. S.	38	45	74	74	54	54	32	41	41	40	41	46	40	41
	DREXEL SCHOOL	60	67	65	65	62	62	32	41	41	40	41	46	40	41
	ELVIRA SCHOOL	39	32	36	36	38	38	40	43	43	43	43	46	40	41
	ESPERANZA SCHOOL	18	15	27	27	38	38	40	43	43	43	43	46	40	41
	GALLEGO SCHOOL	39	32	36	36	38	38	40	43	43	43	43	46	40	41
	LIBERTY SCHOOL	18	15	27	27	38	38	40	43	43	43	43	46	40	41
	LOS AMIGOS SCHOOL	39	42	36	36	39	39	40	43	43	43	43	46	40	41
	LOS NINOS SCHOOL	25	22	21	21	24	24	40	43	43	43	43	46	40	41
	LOS RANCHITOS SCHOOL	28	37	36	36	44	44	40	43	43	43	43	46	40	41
	MISSION MANOR SCHOOL	28	37	36	36	44	44	40	43	43	43	43	46	40	41
	SANTA CLARA SCHOOL	40	36	33	33	29	29	40	43	43	43	43	46	40	41
	SIERRA MIDDLE SCHOOL														
	SUNNYSIDE ALT ED														
	SUNNYSIDE H. S.														
	TANQUE VERDE UNIFIED	78	72	61	61	62	62	64	68	67	68	68	67	67	67
	AGUA CALIENTE SCHOOL	80	72	65	65	60	60	58	68	67	68	68	67	67	67
	EMILY GRAY JHS	75	73	56	56	64	64	70	68	67	68	68	67	67	67
	TANQUE VERDE SCHOOL														
	TUCSON UNIFIED DISTR	53	45	42	42	45	45	46	52	53	50	54	50	50	50
	BASIC CURRICULUM														
	BILINGUAL MAGNET	58	42	43	43	46	46	27	68	66	66	66	66	66	66
	BLENNAN SCHOOL	88	88	70	70	73	73	66	37	30	30	30	30	30	30
	BLOOM SCHOOL	69	66	65	65	64	64	61	37	30	30	30	30	30	30
	BONILLAS SCHOOL														

ARIZONA PUPIL ACHIEVEMENT TESTING

LANGUAGE NATIONAL INDIVIDUAL PERCENTILE RANK APRIL 1991



COUNTY	DISTRICT	SCHOOL	GRADE											
			ONE	TWO	THREE	FOUR	FIVE	SIX	SEVEN	EIGHT	NINE	TEN	ELEVEN	TWELVE
NATIONAL			59	55	53	52	50	50	48	49	48	47	48	47
STATEWIDE			58	55	51	48	51	51	48	53	56	54	49	44
		BOOTH SCHOOL	58	56	56	49	50	50	49	66	50	50	49	48
		BORMAN SCHOOL	73	54	54	42	59	59	42		52	52	53	48
		BORTON SCHOOL	57	31	31	61	62	62	61	53	58	58	58	46
		BRICHTA SCHOOL	63	68	68	34	41	41	34	37	48	48	44	42
		CARRILLO SCHOOL								30				
		CARSON JUNIOR HIGH S	25	30	30	20	30	30	20	34	48	41	44	46
		CATALINA HIGH SCHOOL												
		CAVETT SCHOOL												
		CHOLLA HIGH SCHOOL	68	62	62	68	59	59	68	70	44	44	38	42
		COLLIER SCHOOL	68	50	50	44	55	55	44	59				
		CORBETT SCHOOL	55	44	44	29	48	48	29	41				
		CRAGIN SCHOOL	46	45	45	29	41	41	29	34				
		DAVIDSON SCHOOL	39	31	31	50	34	34	50	49	44	46	44	42
		DAVIS SCHOOL	36	38	38	29	42	42	29	36				
		DIETZ SCHOOL												
		DOOLEN JR HIGH SCHOOL	36	28	28	54	57	57	54	56				
		DRACHMAN SCHOOL	53	38	38	53	60	60	53	60				
		DUFFY SCHOOL	64	56	56	45	53	53	45	47	60	67	67	67
		DUNHAM SCHOOL	48	42	42	45	53	53	45	53				
		ERICKSON SCHOOL												
		FICKETT JR HIGH SCHO	55	50	50	32	42	42	32	51	60	67	67	67
		FORD SCHOOL	77	79	79	71	83	83	71	74				
		FRUCHTHENDLER SCHOOL	58	59	59	49	47	47	49	45				
		FT LOWE... SCHOOL	73	55	55	60	64	64	60	59	54	63	63	63
		GALE SCHOOL												
		GRIDLEY JR HIGH SCHO	42	36	36	41	45	45	41	43	40	40	40	40
		GRIJALVA	55	46	46	51	56	56	51	28	34	34	34	34
		HENRY SCHOOL												
		HOHOKAM												
		HOLLADAY SCHOOL	7	15	15	41	41	41	41	40	20	16	16	16
		HOLLINGER SCHOOL	52	44	44	39	61	61	39	47	28	28	28	28
		HOWELL SCHOOL												
		HOMENSTINE												
		HUDLOW SCHOOL	56	50	50	47	39	39	47	47	17	21	21	21
		HUGHES SCHOOL	65	75	75	56	76	76	56	70				
		JEFFERSON PARK SCHO	63	47	47	47	39	39	47	39	32	32	32	32
		JUNIOR HIGH ACCOMM												
		KEEN SCHOOL	14	28	28	28	34	34	28	56				
		KELLOND SCHOOL	71	60	60	61	57	57	61	25				
		LAWRENCE SCHOOL	16	16	16	21	25	25	21	25				



ARIZONA PUPIL ACHIEVEMENT TESTING

LANGUAGE

NATIONAL INDIVIDUAL PERCENTILE RANK

APRIL 1991

COUNTY	DISTRICT	SCHOOL	GRADE											
			ONE	TWO	THREE	FOUR	FIVE	SIX	SEVEN	EIGHT	NINE	TEN	ELEVEN	TWELVE
NATIONAL			59	55	53	52	50	50	50	48	49	48	48	47
STATEWIDE			58	55	51	48	51	51	49	52	53	49	54	44
		LINEWEAVER SCHOOL	74	72	68	60	72	63	73	63	60	60	60	47
		LYNN SCHOOL	19	31	23	11	31	31	31	31	31	31	31	44
		LYONS SCHOOL	56	35	41	39	35	35	35	35	35	35	35	44
		MAGEE JR HIGH SCHOOL	31	36	32	41	36	36	36	36	36	36	36	44
		MALDONADO	48	30	26	23	30	29	29	29	29	29	29	44
		MANZANO SCHOOL	66	57	57	51	57	53	53	53	53	53	53	44
		MARSHALL SCHOOL	22	31	27	30	31	27	27	27	27	27	27	44
		MAXWELL JR HIGH SCHO	62	33	54	41	41	41	41	41	41	41	41	44
		MENLO PARK SCHOOL	46	33	39	35	33	33	33	33	33	33	33	44
		MILES ELC	50	27	18	20	27	27	27	27	27	27	27	44
		MILLER SCHOOL	36	46	47	32	46	46	46	46	46	46	46	44
		MISSION VIEW SCHOOL	13	40	39	16	40	40	40	40	40	40	40	44
		MYERS SCHOOL												
		MISSION VIEW SCHOOL												
		NAYLOR JR HIGH SCHOOL												
		OCHOA SCHOOL												
		PALO VERDE HIGH SCHO												
		PISTOR JR HIGH SCHOOL												
		PROJECT MORE												
		PROJECT PASS												
		PUEBLO												
		PUEBLO GARDENS												
		REYNOLDS SCHOOL	41	35	32	29	35	35	35	35	35	35	35	44
		RICHEY SCHOOL	63	59	53	62	59	59	59	59	59	59	59	44
		RINCON	34	20	23	29	20	20	20	20	20	20	20	44
		ROBERTS SCHOOL	35	26	20	19	26	26	26	26	26	26	26	44
		ROBISON SCHOOL	51	44	40	42	44	44	44	44	44	44	44	44
		ROGERS SCHOOL	74	69	65	57	69	69	69	69	69	69	69	44
		ROSE SCHOOL	40	21	27	24	21	21	21	21	21	21	21	44
		ROSKRUGE SCHOOL	38	19	30	20	19	19	19	19	19	19	19	44
		SABINO HIGH SCHOOL	31	35	18	36	35	35	35	35	35	35	35	44
		SAFFORD ELEM SCHOOL												
		SAFFORD JR HIGH SCHOOL												
		SAHUARO HIGH SCHOOL												
		SANTA RITA												
		SCHUMAKER SCHOOL	68	52	45	40	52	52	45	47	45	61	55	44
		SECRET JR HIGH SCHO												
		SENIOR HIGH ACCOMODA												
		SEWELL SCHOOL	62	56	64	64	56	56	64	55	60	99	99	44
		SMITH SCHOOL	43	54	72	53	54	54	53	55	14	99	99	44



ARIZONA PUPIL ACHIEVEMENT TESTING

LANGUAGE NATIONAL INDIVIDUAL PERCENTILE RANK APRIL 1991

COUNTY	DISTRICT	SCHOOL	GRADE												
			ONE	TWO	THREE	FOUR	FIVE	SIX	SEVEN	EIGHT	NINE	TEN	ELEVEN	TWELVE	
NATIONAL			59	55	53	52	50	50	50	48	49	48	48	48	47
STATEWIDE			58	55	51	48	51	51	51	56	49	56	49	54	44
		SOLENS TOM	72	72	63	52	61	61	56	37	18	58	21	41	
		STEELE SCHOOL	66	66	62	56	59	59	56	53	56	53	49	54	
		TEEN-AGE PARENT PROG	47	47	31	36	39	39	36	37	18	58	21	41	
		TOLSON SCHOOL													
		TOWNSEND JR HIGH SCH													
		TRANSITION													
		TUCSON HIGH SCHOOL													
		TULLY SCHOOL	56	56	51	50	47	47	42	91	52	88	91	91	
		UNIVERSITY													
		UTTERBACK JR HIGH SC													
		VAIL JR HIGH SCHOOL	24	24	30	24	25	25	34	49	52	22	29	29	
		VAN BUSKIRK SCHOOL	64	64	58	57	51	51	66	66	67	44	42	42	
		VAN HORNE SCHOOL	47	47	36	47	45	45	44	21	26	88	91	91	
		VESEY SCHOOL													
		WAKEFIELD JR HIGH SC	15	15	32	22	37	37	39	21	26	88	91	91	
		MARREN SCHOOL	66	66	49	38	50	50	59	49	52	22	29	29	
		MHEELER SCHOOL	39	39	35	32	31	31	31	21	26	88	91	91	
		WHITE SCHOOL	81	81	73	74	76	76	65	46	54	44	42	42	
		WHITMORE SCHOOL	45	45	31	36	45	45	42	91	52	88	91	91	
		WRIGHT SCHOOL	70	70	70	68	75	75	67	46	54	44	42	42	
		WRIGHTSTOWN SCHOOL													
		VAIL ELEM DISTRICT	74	74	52	59	56	56	50	46	54	44	42	42	
		ACACIA ELEMENTARY													
		OLD VAIL MIDDLE													
		ZIMMERMAN ACCOM SCHL	29	29	32	54	59	56	50	46	54	44	42	42	
		ZIMMERMAN ACCOMNT	29	29	32	54	59	56	50	46	54	44	42	42	



ARIZONA PUPIL ACHIEVEMENT TESTING

LANGUAGE NATIONAL INDIVIDUAL PERCENTILE RANK APRIL 1991

COUNTY	DISTRICT	SCHOOL	GRADE													
			ONE	TWO	THREE	FOUR	FIVE	SIX	SEVEN	EIGHT	NINE	TEN	ELEVEN	TWELVE		
NATIONAL			59	55	53	52	50	50	50	48	49	48	48	48	48	47
STATEWIDE			58	55	51	48	51	51	49	52	53	56	49	49	54	44
PINAL				46	40	37	44	61	44	45	45	49	44	44	44	
	APACHE JUNCTION UNIF		61	61	48	51	51	53	53	53	59	59	48	48	44	
	APACHE JUNCTION H S			57	45	56	54	40	38	41	45	45				
	APACHE JUNCTION JHS			42	35	32	55	29	39	41	45	45				
	DESERT VISTA			68	66	62	74	40	38	41						
	FOUR PEAKS SCHOOL			80	48	56	59	40	38	41						
	GOLD CANYON															
	SUPERSTITION MTN															
	CASA GRANDE ELEM DIS		40	40	43	29	40	40	38	41	45	45	42	42	49	49
	CASA GRANDE JHS			42	49	41	41	41	39	41	45	45				
	CHOLLA SCHOOL			35	44	29	37	37	36	39						
	COTTONWOOD SCHOOL			42	51	29	51	51	38	41						
	EVERGREEN SCHOOL			36	42	19	39	27	38	41						
	IRONWOOD SCHOOL			34	42	27	27	47	32	32						
	OCOTILLO SCHOOL			44	40	32	47	47	32	42						
	PALO VERDE SCHOOL			47	33	29	38	38	42	42						
	SAGUARO SCHOOL															
	CASA GRANDE UNION H.			39	38	45	42	42	48	46	61	45	42	42	49	49
	CASA GRANDE UNION															
	COOLIDGE UNIFIED DIS															
	COOLIDGE CENTRAL															
	COOLIDGE HIGH SCHOOL															
	NORTH SCHOOL															
	WEST SCHOOL															
	ELOY ELEM DISTRICT			39	38	45	42	42	48	46	61	48	45	45	47	47
	CURIEL SCHOOL			26	23	26	35	35	32	38	45	45				
	ELOY INTERMEDIATE			26	23	26	35	35	32	38	45	45				
	ELOY JUNIOR HIGH			26	23	26	35	35	32	38	45	45				



ARIZONA PUPIL ACHIEVEMENT TESTING

LANGUAGE NATIONAL INDIVIDUAL PERCENTILE RANK APRIL 1991

COUNTY	DISTRICT	SCHOOL	GRADE														
			ONE	TWO	THREE	FOUR	FIVE	SIX	SEVEN	EIGHT	NINE	TEN	ELEVEN	TWELVE			
	NATIONAL		59	55	53	52	50	50	50	50	50	50	48	49	48	48	47
	STATEWIDE		58	55	51	48	51	51	49	49	52	52	56	53	49	49	44
		FLORENCE UNIFIED DIS	55	55	45	37	48	48	32	44	44	57	46	46	31	40	40
		FLORENCE ELEMENTARY	55	55	44	37	44	44	41	28	28	57	46	46	31	40	40
		FLORENCE HIGH SCHOOL	55	55	44	37	44	44	41	28	28	57	46	46	31	40	40
		FLORENCE MIDDLE	55	55	44	37	44	44	41	28	28	57	46	46	31	40	40
		J O COMBS ELEM DISTR	57	57	32	31	44	44	38	45	45	39	42	42	42	41	41
		J O COMBS SCHOOL	55	55	44	37	44	44	41	28	28	57	46	46	31	40	40
		MAMMOTH SAN MANUEL U	55	55	39	37	42	42	38	38	38	39	19	19	41	19	19
		AVENUE B SCHOOL	63	63	18	23	46	46	37	45	45	39	42	42	42	41	41
		EL CAMINO ED CENTER	49	49	45	41	50	50	36	50	50	52	38	38	33	44	44
		FIRST AVENUE SCHOOL	49	49	45	41	50	50	36	50	50	52	38	38	33	44	44
		GARDNER MIDDLE	49	49	45	41	50	50	36	50	50	52	38	38	33	44	44
		MAMMOTH SCHOOL	49	49	45	41	50	50	36	50	50	52	38	38	33	44	44
		SAN MANUEL HIGH	49	49	45	41	50	50	36	50	50	52	38	38	33	44	44
		MARICOPA UNIFIED DIS	49	49	45	41	50	50	36	50	50	52	38	38	33	44	44
		MARICOPA HIGH SCHOOL	49	49	45	41	50	50	36	50	50	52	38	38	33	44	44
		MARICOPA MIDDLE	26	26	17	27	29	29	29	29	29	39	39	39	39	39	39
		MARICOPA SCHOOL	26	26	17	27	29	29	29	29	29	39	39	39	39	39	39
		MARY C O'BRIEN ELEM	40	40	30	27	36	36	39	39	39	39	39	39	39	39	39
		MARY C O'BRIEN	40	40	30	27	36	36	39	39	39	39	39	39	39	39	39
		ORACLE ELEM DISTRICT	28	28	51	26	37	37	42	42	43	27	27	27	27	27	27
		MOUNTAIN VISTA	28	28	51	26	37	37	42	42	43	27	27	27	27	27	27
		ORACLE RIDGE	28	28	51	26	37	37	42	42	43	27	27	27	27	27	27
		PICACHO ELEM DISTRIC	28	28	51	26	37	37	42	42	43	27	27	27	27	27	27
		PICACHO SCHOOL	28	28	51	26	37	37	42	42	43	27	27	27	27	27	27



ARIZONA PUPIL ACHIEVEMENT TESTING

LANGUAGE NATIONAL INDIVIDUAL PERCENTILE RANK

APRIL 1991

COUNTY	DISTRICT	SCHOOL	GRADE												
			ONE	TWO	THREE	FOUR	FIVE	SIX	SEVEN	EIGHT	NINE	TEN	ELEVEN	TWELVE	
	NATIONAL		59	55	53	52	50	50	50	50	48	49	48	48	47
	STATEWIDE		58	55	51	48	51	49	49	56	53	49	49	54	44
	RAY UNIFIED DISTRICT			56	38	38	39	39	44	51	51	45	45	47	47
	RAY ELEMENTARY			56	38	38	38	39	44	51	51	45	45	47	47
	RAY HIGH SCHOOL			83	50	43	47	47	49	50	50	50	50	50	50
	RAY PRIMARY			83	50	43	47	47	49	50	50	50	50	50	50
	RED ROCK ELEM DISTRI			34	40	44	44	33	26	34	31	34	34	33	33
	RED ROCK SCHOOL			34	40	44	44	33	26	34	31	34	34	33	33
	SACATON ELEM DISTRIC			34	40	44	44	33	26	34	31	34	34	33	33
	SACATON ELEMENTARY														
	SACATON MIDDLE														
	SANTA CRUZ VLY U H S														
	SANTA CRUZ VALLEY HS														
	STANFIELD ELEM DISTR			39	41	36	36	34	41	41	38	34	34	33	33
	STANFIELD SCHOOL			39	41	36	36	34	41	41	38	34	34	33	33
	SUPERIOR UNIFIED DIS			50	28	41	41	42	46	59	63	39	39	46	46
	KENNEDY SCHOOL			50	28	41	41	42	46	59	63	39	39	46	46
	ROOSEVELT SCHOOL														
	SUPERIOR HIGH SCHOOL														
	TOLTEC ELEM DISTRICT			36	38	40	40	51	54	56	66	36	36	46	46
	TOLTEC SCHOOL			36	38	40	40	51	54	56	66	36	36	46	46



ARIZONA PUPIL ACHIEVEMENT TESTING

LANGUAGE NATIONAL INDIVIDUAL PERCENTILE RANK

APRIL 1991

COUNTY	DISTRICT	SCHOOL	GRADE												
			ONE	TWO	THREE	FOUR	FIVE	SIX	SEVEN	EIGHT	NINE	TEN	ELEVEN	TWELVE	
NATIONAL			59	55	53	52	50	50	50	50	48	49	48	48	47
STATEWIDE			58	55	51	48	51	51	49	52	56	53	49	54	44
SANTA CRUZ				44	41	42	40	40	41	47	44	40	40	44	44
		NOGALES UNIFIED DIST		42	39	40	39	39	41	46	42	39	39	44	44
		A J MITCHELL SCHOOL		48	33	27	34	34							
		CHALLENGER		40	42	43	46	46							
		CORONADO ELEMENTARY		46	71	74	58	58							
		LINCOLN SCHOOL		38	36	40	31	31							
		MARY WELTY SCHOOL		26	22	22	27	27							
		NOGALES HIGH SCHOOL							36	45	40	39	44		
		PIERSON MIDDLE							46	47	45				
		WADE CARPENTER MID													
		PATAGONIA ELEM DISTR		51	40	41	45	45	54	54	55	51	60	36	
		PATAGONIA SCHOOL.		51	40	41	45	45							
		PATAGONIA UNION HIGH													
		PATAGONIA H. S.													
		SANTA CRUZ ELEM DIST		61	71	54	59	59	51	39	67	51	60	36	
		SANTA CRUZ SCHOOL		61	71	54	59	59	51	39	67	51	60	36	
		SANTA CRUZ VALLEY UN		45	46	51	41	41	39	49	40	51	60	36	
		CALABASAS SCHOOL		45	46	51	41	41	39	49	40	51	60	36	
		MOUNTAIN VIEW SCHOOL													
		TUBAC SCHOOL													
		SONOITA ELEM DISTRIC		75	38	54	64	64	41	74	72				
		ELGIN SCHOOL		75	38	54	64	64	41	74	72				

307

306



ARIZONA PUPIL ACHIEVEMENT TESTING

LANGUAGE NATIONAL INDIVIDUAL PERCENTILE RANK

APRIL 1991

COUNTY	DISTRICT	SCHOOL	GRADE													
			ONE	TWO	THREE	FOUR	FIVE	SIX	SEVEN	EIGHT	NINE	TEN	ELEVEN	TWELVE		
NATIONAL			59	55	53	52	50	50	50	50	48	49	48	48	47	47
STATEWIDE			58	55	51	48	51	51	52	52	56	53	56	54	54	44
YAVAPAI				58	50	47	52	52	47	51	55	52	55	53	56	47
ASH FORK UNIFIED DIS				59	23	50	50	39	45	47	50	60	50	56	47	47
ASH FORK HIGH SCHOOL				59	23	50	50	39	45	47	50	60	50	56	47	47
ASH FORK SCHOOL				74	51	52	52	55	47	42	54	53	54	58	49	49
BAGDAD UNIFIED DISTR				74	51	52	52	55	47	42	54	53	54	58	49	49
BAGDAD HIGH SCHOOL				74	51	52	52	55	47	42	54	53	54	58	49	49
DAVID C LINCOLN				52	60	46	46	56	67	52	51	51	51	58	49	49
BEAVER CREEK ELEM DI				52	60	46	46	56	67	52	51	51	51	58	49	49
BEAVER CREEK SCHOOL				49	45	40	40	42	45	44	57	45	57	50	47	47
CAMP VERDE UNIFIED D				49	45	40	40	42	45	44	57	45	57	50	47	47
CAMP VERDE H. S.				49	45	40	40	42	45	44	57	45	57	50	47	47
CAMP VERDE SCHOOL				32	43	28	28	55	39	50	60	60	60	50	47	47
CANON ELEM DISTRICT				32	43	28	28	55	39	50	60	60	60	50	47	47
CANON JHS				32	43	28	28	55	39	50	60	60	60	50	47	47
CANON SCHOOL				58	51	45	45	50	36	43	48	49	48	44	51	51
CHINO VALLEY UNIFIED				58	51	45	45	50	36	43	48	49	48	44	51	51
CHINO VALLEY HIGH				58	51	45	45	50	36	43	48	49	48	44	51	51
DEL RIO SCHOOL				61	60	39	39	49	39	53	42	42	42	44	51	51
HERITAGE MIDDLE				61	60	39	39	49	39	53	42	42	42	44	51	51
CLARKDALE-JEROME ELE				61	60	39	39	49	39	53	42	42	42	44	51	51
CLARKDALE-JEROME				61	60	39	39	49	39	53	42	42	42	44	51	51
COTTONWOOD OAK CRK ELE				48	45	46	46	50	43	47	50	50	50	44	51	51
COTTONWOOD				37	47	43	43	45	39	44	49	49	49	44	51	51
COTTONWOOD JHS				37	47	43	43	45	39	44	49	49	49	44	51	51



ARIZONA PUPIL ACHIEVEMENT TESTING

LANGUAGE NATIONAL INDIVIDUAL PERCENTILE RANK APRIL 1991

COUNTY	DISTRICT SCHOOL	GRADE												
		ONE	TWO	THREE	FOUR	FIVE	SIX	SEVEN	EIGHT	NINE	TEN	ELEVEN	TWELVE	
NATIONAL		59	55	53	52	50	50	50	48	49	48	48	47	47
STATEWIDE		58	55	51	48	51	49	52	56	53	49	56	54	54
	DR. DANIEL BRIGHT	46	46	46	49	52	46	56	52					
	OAK CREEK SCHOOL	47	42	38	42	44	46	50	52					
	WEST SEDONA SCHOOL	67	45	45	45	56	40	50	52					
	CROWN KING ELEM DIST	68	28	28		77								
	CROWN KING SCHOOL	68	28	28		77								
	HILLSIDE ELEM DISTRI	54	58	60	58	33	54							
	HILLSIDE SCHOOL	54	58	60	58	33	54							
	HUMBOLDT UNIFIED DIS	64	48	48	48	52	47	54	57	48	47	57	57	
	BRADSHAW MOUNTAIN	84	48	51	48	57	44							
	BRADSHAW MOUNTAIN HS	59	35	48	35	53	49							
	HUMBOLDT ELEMENTARY	60	58	46	58	50	48							
	LAKE VALLEY SCHOOL													
	MOUNTAIN VIEW	38	44	15	44	35	29							
	KIRKLAND ELEM DISTRI	38	44	15	44	35	29							
	KIRKLAND SCHOOL													
	MAYER UNIFIED DISTRI	59	45	51	45	46	58	63	69	48	50	42	42	
	MAYER HIGH SCHOOL													
	MAYER SCHOOL	59	45	51	45	46	58	63	69	48	50	42	42	
	MINGUS UNION H.S.													
	MINGUS UNION HIGH													
	PRESCOTT UNIFIED DIS	62	51	55	51	57	55	58	58	53	50	58	58	
	ABIA JUDD	71	43	47	43	58	52							
	DEXTER SCHOOL	27	49	36	49	43	44	60	58	53	50	58	58	
	GRANITE MOUNTAIN JR													
	LINCOLN SCHOOL	63	68	54	68	59	61							
	MILLER VALLEY SCHOOL	56	44	54	44	68	60							

311

310



ARIZONA PUPIL ACHIEVEMENT TESTING

LANGUAGE NATIONAL INDIVIDUAL PERCENTILE RANK APRIL 1991

COUNTY	DISTRICT SCHOOL	GRADE														
		ONE	TWO	THREE	FOUR	FIVE	SIX	SEVEN	EIGHT	NINE	TEN	ELEVEN	TWELVE			
NATIONAL		59	55	53	52	50	50	50	48	49	48	48	48	48	48	47
STATEWIDE		58	55	51	48	51	49	52	56	53	49	56	53	49	54	44
	PRESCOTT HIGH SCHOOL		67	71	58	61	54	56								
	PRESCOTT JUNIOR HIGH		73	61	38	45	55									
	TAYLOR HICKS SCHOOL															
	WASHINGTON SCHOOL															
	SELIGMAN UNIFIED DIS		72	14	35	59	42	32	48	25	43	61	61	61	61	61
	SELIGMAN HIGH SCHOOL		72	14	35	59	42	32	48	25	43	61	61	61	61	61
	SELIGMAN SCHOOL															
	SKULL VALLEY ELEM DI		89	88		36	36									
	SKULL VALLEY SCHOOL		89	88		36	36									
	YARNELL ELEM DISTRIC		55	64	44	19	33									
	YARNELL SCHOOL		55	64	44	19	33									



ARIZONA PUPIL ACHIEVEMENT TESTING

LANGUAGE NATIONAL INDIVIDUAL PERCENTILE RANK APRIL 1991

COUNTY	DISTRICT	SCHOOL	GRADE												
			ONE	TWO	THREE	FOUR	FIVE	SIX	SEVEN	EIGHT	NINE	TEN	ELEVEN	TWELVE	
NATIONAL			59	55	53	52	50	50	50	48	49	48	48	47	47
STATEWIDE			58	55	51	48	51	51	49	52	53	49	54	54	44
YUMA				44	38	37	39	40	40	41	44	37	43	37	37
	ANTELOPE UNION H.S.														
	ANTELOPE UNION H.S.														
	CRANE ELEM DISTRICT			58	51	43	49	47	50	52	38	36	37	37	
	CRANE JHS														
	CRANE PUEBLO SCHOOL			63	62	45	59	48	50	52	52				
	H L SUVERKRUP SCHOOL			66	51	39	47	45	50						
	RANCHOVIEJO SCHOOL			34	39	37	39	43	44						
	RONALD REAGAN FUND			78	58	56	62	58	44						
	GADSDEN ELEM DISTRICT			8	8	17	12	20	25	24					
	GADSDEN SCHOOL														
	RIO COLORADO			8	10	17	12	20	25	24					
	HYDER ELEM DISTRICT														
	DATELAND SCHOOL			22	42	35	38	35	44	38					
	MOHAWK VALLEY ELEM D			22	42	35	38	35	44	38					
	MOHAWK VALLEY SCHOOL			39	45	51	43	49	46	47					
	SOMERTON ELEM DISTRI			39	45	51	43	49	46	47					
	SOMERTON ELEM DISTRI			35	27	21	24	27	23	27					
	CARLISLE JHS														
	DESERT SONPRA INTER														
	ORANGE GROVE			23	52	18	22	27	23	27					
	SOMERTON PRIMARY			39	22	31	32	27	23	27					
	WELLTON ELEM DISTRICT			19	45	34	38	32	39	34					
	WELLTON SCHOOL			19	45	34	38	32	39	34					

815

314



ARIZONA PUPIL ACHIEVEMENT TESTING

LANGUAGE NATIONAL INDIVIDUAL PERCENTILE RANK

APRIL 1981

COUNTY	DISTRICT	SCHOOL	GRADE													
			ONE	TWO	THREE	FOUR	FIVE	SIX	SEVEN	EIGHT	NINE	TEN	ELEVEN	TWELVE		
NATIONAL			59	55	53	52	50	50	50	48	49	48	48	48	48	47
STATEWIDE			58	55	51	48	51	49	49	56	53	49	49	54	54	44
	YUMA	ELEM DISTRICT		43	37	40	42	41	41	43						
		ALICE BYRNE SCHOOL		45	27	44	48	44	48	48						
		C M McGRAM SCHOOL		34	35	33	38	37	37							
		CARVER SCHOOL		20	21	31	29	27	27	36						
		FOURTH AVE JHS								35						
		GILA VISTA JHS								45						
		GWYNETH HAM SCHOOL		52	46	42	44	44	48							
		JAMES B ROLLE SCHOOL		43	47	55	49	55	55							
		JAMES D PRICE SCHOOL		48	41	40	52	58	58							
		MARY E POST SCHOOL			39	31	29	26	26							
		O C JOHNSON SCHOOL		52	38	53	52	52	52							
		PALMCROFT SCHOOL		47	32	44	50	50	39							
		PECAN GROVE SCHOOL		43	38	30	33	33	42							
		ROOSEVELT SCHOOL		43						46						
		WOODARD JHS														
	YUMA	UNION H.S.														
		CIBOLA HIGH SCHOOL														
		KOFA HIGH SCHOOL														
		YUMA HIGH SCHOOL														

Appendix C

1991 Percentile Ranks for Individuals for **Mathematics** on the

- Iowa Tests of Basic Skills (Grades 1 - 8)
- Tests of Achievement and Proficiency (Grades 9 - 12)



ARIZONA PUPIL ACHIEVEMENT TESTING

MATHEMATICS NATIONAL INDIVIDUAL PERCENTILE RANK APRIL 1991

COUNTY	DISTRICT	SCHOOL	GRADE													
			ONE	TWO	THREE	FOUR	FIVE	SIX	SEVEN	EIGHT	NINE	TEN	ELEVEN	TWELVE		
NATIONAL			52	50	51	51	51	51	51	51	51	50	48	49	49	50
STATEWIDE			44	44	44	44	44	46	48	48	48	48	48	47	49	45
APACHE			37	25	27	29	29	29	30	31	29	29	32	28		
	ALPINE ELEM DISTRICT		36	44	42	25	44	41	52	41	44	41				
	ALPINE SCHOOL		36	44	42	25	44	41	52	41	44	41				
	CHINLE UNIFIED DISTR		29	16	20	24	21	25	23	23	21	25	30	26		
	CHINLE ELEMENTARY				20	26	21	26	23	23	21	25	30	26		
	CHINLE HIGH SCHOOL		29	16	20	26	21	26	23	23	21	25	30	26		
	CHINLE JUNIOR H. S.		37	14	20	16	17	20	25	20	17	20	30	26		
	CHINLE PRIMARY		25	15	21	21	21	20	20	20	17	20	30	26		
	MANY FARMS SCHOOL		46	53	23	34	50	50	33	50	50	50	21			
	YSAILE SCHOOL		46	53	23	34	50	50	33	50	50	50	21			
	CONCHO ELEM DISTRICT		29	13	17	20	22	19	18	22	22	19	21	23		
	CONCHO SCHOOL		29	13	17	20	22	19	18	22	22	19	21	23		
	GANADO UNIFIED DISTR															
	GANADO HIGH SCHOOL															
	GANADO INTERMEDIATE															
	GANADO MIDDLE SCHOOL															
	GANADO PRIMARY		29	13	17	20	22	19	18	22	22	19	21	23		
	M McNARY ELEM DISTRICT															
	M McNARY SCHOOL		35	9	19	26	46	46	19	46	46	46	20	20		
	RED MESA UNIFIED DIS		35	9	19	26	46	46	19	46	46	46	20	20		
	RED MESA HIGH SCHOOL		17	9	12	12	13	21	19	13	13	21	20	20		
	RED MESA SCHOOL		13	10	13	14	13	21	24	13	13	21	20	20		
	ROUND ROCK SCHOOL		25	6	10	8	13	22	10	13	13	22	49	47		
	ROUND VALLEY UNIFIED		59	56	50	41	53	45	56	53	53	45	49	47		
	ROUND VALLEY H. S.		59	56	50	41	53	45	56	53	53	45	49	47		



ARIZONA PUPIL ACHIEVEMENT TESTING

MATHEMATICS NATIONAL INDIVIDUAL PERCENTILE RANK APRIL 1991

COUNTY	DISTRICT	SCHOOL	GRADE											
			ONE	TWO	THREE	FOUR	FIVE	SIX	SEVEN	EIGHT	NINE	TEN	ELEVEN	TWELVE
NATIONAL			52	52	50	51	51	51	51	50	48	49	49	50
STATEWIDE			44	55	44	44	46	48	48	48	46	47	49	45
		ROUND VALLEY INTERMEDIATE			56	50	41	53	45					
		ROUND VALLEY MIDDLE												
		ROUND VALLEY PRIMARY												
		SANDERS UNIFIED DISTRICT		13	10	16	11	11	16	14	14	18	17	
		SANDERS ELEMENTARY		13	10	16	11	11	16	14	14	18	17	
		SANDERS JUNIOR HIGH												
		VALLEY HIGH SCHOOL												
		ST JOHNS UNIFIED DISTRICT		74	59	48	56	52	60	52	52	54	41	
		CORNADO ELEMENTARY		74	59	48	56	52	60	52	52	54	41	
		ST JOHNS HIGH SCHOOL												
		ST JOHNS MIDDLE												
		VERNON ELEMENTARY DISTRICT		75	70	63	47	58	60	55	52	54	41	
		VERNON SCHOOL												
		WINDOM ROCK UNIFIED DISTRICT		75	70	63	47	58	60	55	52	54	41	
		FT DEFIANCE SCHOOL		36	22	27	29	30	31	32	32	29	24	
		TSO HO TSO MIDDLE		23	21	24	30	30	31	32	32	29	24	
		WINDOM ROCK H. S.												
		WINDOM ROCK SCHOOL		58	23	30	29	30	31	32	32	29	24	
														322



ARIZONA PUPIL ACHIEVEMENT TESTING

MATHEMATICS NATIONAL INDIVIDUAL PERCENTILE RANK APRIL 1991

COUNTY	DISTRICT SCHOOL	GRADE															
		ONE	TWO	THREE	FOUR	FIVE	SIX	SEVEN	EIGHT	NINE	TEN	ELEVEN	TWELVE				
NATIONAL		52	52	50	51	51	51	50	51	51	51	50	48	48	49	49	50
STATEWIDE		44	55	44	44	46	44	44	46	48	48	48	48	48	47	49	45
COCHISE			50	40	40	43	40	40	43	43	43	43	46	42	42	45	
	APACHE ELEM DISTRICT	97	97	67	67	40	40	67	40	40	40	40	46	42	42	45	
	APACHE SCHOOL	97	97	67	67	40	40	67	40	40	40	40	46	42	42	45	
	ASH CREEK ELEM DISTR	59	59	19	57	31	34	19	57	31	34	30	34	34	49	49	50
	ASH CREEK SCHOGL	59	59	19	57	31	34	19	57	31	34	30	34	34	49	49	50
	BENSON ELEM DISTRICT	62	62	48	35	37	39	48	35	37	39	43	48	48	21	29	
	BENSON MIDDLE SCHOOL	62	62	48	35	37	39	48	35	37	39	43	48	48	21	29	
	BENSON PRIMARY	62	62	48	35	37	39	48	35	37	39	43	48	48	21	29	
	BENSON UNION HIGH SC																
	BENSON UNION H. S.																
	BISBEE UNIFIED																
	BISBEE UNIFIED DISTR	56	56	34	38	35	43	34	38	35	43	35	41	37	21	29	
	BISBEE HIGH SCHOOL	56	56	34	38	35	43	34	38	35	43	35	41	37	21	29	
	GREENWAY SCHOOL	20	20	10	19	30	9	10	19	30	9	34	45	23	15	17	
	LOWELL SCHOOL	20	20	10	19	30	9	10	19	30	9	34	45	23	15	17	
	BOWIE UNIFIED DISYRI	20	20	10	19	30	9	10	19	30	9	34	45	23	15	17	
	BOWIE HIGH SCHOOL	20	20	10	19	30	9	10	19	30	9	34	45	23	15	17	
	BOWIE SCHOOL	20	20	10	19	30	9	10	19	30	9	34	45	23	15	17	
	COCHISE ELEM DISTRIC	35	35	73	56	66	71	73	56	66	71	36	70	70	15	17	
	COCHISE SCHOOL	35	35	73	56	66	71	73	56	66	71	36	70	70	15	17	
	DOUBLE ADOBE ELEM DI	58	58	42	47	53	64	42	47	53	64	36	70	70	15	17	
	DOUBLE ADOBE SCHOOL	58	58	42	47	53	64	42	47	53	64	36	70	70	15	17	



ARIZONA PUPIL ACHIEVEMENT TESTING

MATHEMATICS NATIONAL INDIVIDUAL PERCENTILE RANK

APRIL 1991

COUNTY DISTRICT SCHOOL	GRADE											
	ONE	TWO	THREE	FOUR	FIVE	SIX	SEVEN	EIGHT	NINE	TEN	ELEVEN	TWELVE
NATIONAL	52	52	50	51	51	51	50	48	48	49	49	50
STATEWIDE	44	55	44	44	46	48	48	48	46	47	49	45
POMERENE ELEM DISTRI	45	45	49	46	71	62	48	48	65	47	47	50
POMERENE SCHOOL	45	45	49	46	71	62	48	48	65	47	47	50
SAN SIMON UNIFIED DI	59	59	42	34	23	42	62	62	60	34	47	45
SAN SIMON H. S.	59	59	42	34	23	42	62	62	60	34	47	45
SAN SIMON SCHOOL	55	55	49	47	51	54	51	51	47	53	55	50
SIERRA VISTA UNIFIED	50	50	52	50	45	53	50	50	47	53	55	50
BELLA VISTA SCHOOL	60	60	42	32	45	37	42	42	53	53	55	50
BUENA HIGH SCHOOL	56	56	47	52	62	61	47	42	47	53	55	50
CARTHAGE SCHOOL	53	53	50	52	51	52	50	51	47	53	55	50
HUACHUCA MOUNTAIN	59	59	56	50	46	55	56	51	47	53	55	50
PUEBLO DEL SOL	55	55	42	42	60	60	42	42	47	53	55	50
SIERRA VISTA MIDDLE	86	86	68	53	44	60	68	51	44	43	52	50
TOWN AND COUNTRY												
VILLAGE MEADOWS												
ST DAVID UNIFIED DIS												
ST DAVID HIGH SCHOOL												
ST DAVID SCHOOL												
TOMBSTONE UNIFIED DI												
HUACHUCA CITY SCHOOL												
TOMBSTONE HIGH												
MALTER J MEYER												
VALLEY UNION H.S.												
VALLEY UNION H. S.												
MILLCOX UNIFIED DIST												
MILLCOX ELEMENTARY												
MILLCOX HIGH SCHOOL												



ARIZONA PUPIL ACHIEVEMENT TESTING

MATHEMATICS NATIONAL INDIVIDUAL PERCENTILE RANK

APRIL 1991

COUNTY	DISTRICT	SCHOOL	GRADE												
			ONE	TWO	THREE	FOUR	FIVE	SIX	SEVEN	EIGHT	NINE	TEN	ELEVEN	TWELVE	
NATIONAL			52	50	51	51	51	50	48	48	48	49	49	49	50
STATEWIDE			44	44	44	44	46	48	48	46	46	47	49	49	45
		MILLCOX MIDDLE					40	43	46	43	46				
															330



ARIZONA PUPIL ACHIEVEMENT TESTING

MATHEMATICS NATIONAL INDIVIDUAL PERCENTILE RANK APRIL 1991

COUNTY	DISTRICT	SCHOOL	GRADE															
			ONE	TWO	THREE	FOUR	FIVE	SIX	SEVEN	EIGHT	NINE	TEN	ELEVEN	TWELVE				
NATIONAL			52	50	51	51	51	51	51	51	51	50	48	49	49	49	50	
STATEWIDE			44	44	44	44	44	46	46	48	48	48	48	47	47	47	49	45
COCONINO			58	43	47	48	48	47	47	47	44	44	44	51	51	52	56	52
		FLAGSTAFF UNIFIED DI	65	50	55	55	55	55	55	52	48	48	47	54	54	54	58	58
		CHARLES W SECHRIST	76	59	64	64	64	64	64	54	49	49	49	49	49	49	56	53
		COCONINO HIGH SCHOOL	60	46	52	52	52	53	53	43	48	47	49	53	53	53	53	53
		CROMER ELEMENTARY	71	49	54	54	54	62	62	49	48	47	49	55	55	55	56	55
		EAST FLAGSTAFF JHS	53	39	56	56	56	49	49	52	48	47	47	52	52	52	56	53
		EVA MARSHALL SCHOOL	80	57	59	59	59	65	65	72	28	23	23	28	28	28	28	23
		FLAGSTAFF HIGH	58	56	48	48	48	40	40	37	48	47	47	48	48	48	48	48
		FLAGSTAFF JHS	83	62	65	65	65	66	66	66	66	66	66	66	66	66	66	66
		JOHN Q THOMAS SCHOOL	60	44	64	64	64	55	55	54	59	56	56	59	59	59	59	56
		KNOLES ELEMENTARY	75	61	50	50	50	50	50	63	59	56	56	59	59	59	57	57
		LEUPP SCHOOL	39	53	45	45	45	41	41	61	37	36	36	37	37	37	39	31
		LURA KINSEY SCHOOL	56	42	52	52	52	61	61	44	44	44	44	44	44	44	44	46
		MANUEL DEMIGUEL	42	37	33	33	33	40	40	40	40	40	40	40	40	40	40	46
		NEIL V CHRISTENSEN	49	51	31	31	31	43	43	38	37	36	36	37	37	37	39	31
		SEDONA SCHOOL	48	51	31	31	31	43	43	38	37	36	36	37	37	37	39	31
		SINAGUA HIGH SCHOOL	50	48	48	48	48	43	43	38	37	36	36	37	37	37	39	31
		SOUTH BEAVER SCHOOL	71	38	33	33	33	58	58	57	49	49	49	49	49	49	42	36
		THOMAS R WEITZEL	71	38	33	33	33	58	58	57	49	49	49	49	49	49	42	36
		W F KILLIP SCHOOL	49	51	31	31	31	43	43	38	37	36	36	37	37	37	39	31
		FREDONIA/MOCCASIN UN	48	51	31	31	31	43	43	38	37	36	36	37	37	37	39	31
		ELEMENTARY SCHOOL	50	48	48	48	48	43	43	38	37	36	36	37	37	37	39	31
		HIGH SCHOOL	71	38	33	33	33	58	58	57	49	49	49	49	49	49	42	36
		MOCCASIN SCHOOL	71	38	33	33	33	58	58	57	49	49	49	49	49	49	42	36
		GRAND CANYON UNIFIED	71	38	33	33	33	58	58	57	49	49	49	49	49	49	42	36
		GRAND CANYON H. S.	71	38	33	33	33	58	58	57	49	49	49	49	49	49	42	36
		GRAND CANYON SCHOOL	49	41	56	56	56	51	51	77	59	59	59	59	59	59	59	38
		MAINE CONSOLIDATED E	49	41	56	56	56	51	51	77	59	59	59	59	59	59	59	38
		MAINE CONSOLIDATED S	49	41	56	56	56	51	51	77	59	59	59	59	59	59	59	38



ARIZONA PUPIL ACHIEVEMENT TESTING

MATHEMATICS NATIONAL INDIVIDUAL PERCENTILE RANK

APRIL 1991

COUNTY	DISTRICT	SCHOOL	GRADE													
			ONE	TWO	THREE	FOUR	FIVE	SIX	SEVEN	EIGHT	NINE	TEN	ELEVEN	TWELVE		
NATIONAL			52	52	50	51	51	51	51	51	50	48	48	49	49	50
STATEWIDE			44	55	44	44	46	46	48	48	48	48	48	47	49	45
		PAGE UNIFIED DISTRICT	43	43	31	35	45	45	45	37	40	40	43	47	47	45
		DESERT VIEW ELEM	43	43	36	36	47	47	48	48	40	40	43	47	47	45
		LAKE VIEW ELEMENTARY	43	43	26	34	43	43	48	48	40	40	43	47	47	45
		PAGE HIGH SCHOOL														
		PAGE MIDDLE SCHOOL														
		TUBA CITY UNIFIED DI	51	51	29	25	25	25	26	30	32	32	45	39	39	39
		CAMERON PRIMARY	46	46	28	25	25	25	26	30	32	32	45	39	39	39
		EAGLE'S NEST MID	27	27	16	25	25	25	26	30	32	32	45	39	39	39
		GAP/BODEWAY PRIMARY														
		TUBA CITY H. S.														
		TUBA CITY JUNIOR H S														
		TUBA CITY PRIMARY	53	53	30	52	48	48	48	58	52	52	54	46	46	46
		WILLIAMS UNIFIED DIS	52	52	49	52	48	48	48	58	52	52	54	46	46	46
		WILLIAMS ELEMENTARY	52	52	49	52	48	48	48	58	52	52	54	46	46	46
		WILLIAMS HIGH SCHOOL														

334



ARIZONA PUPIL ACHIEVEMENT TESTING

MATHEMATICS NATIONAL INDIVIDUAL PERCENTILE RANK

APRIL 1991

COUNTY	DISTRICT	SCHOOL	GRADE												
			ONE	TWO	THREE	FOUR	FIVE	SIX	SEVEN	EIGHT	NINE	TEN	ELEVEN	TWELVE	
NATIONAL			52	50	51	51	51	51	51	50	48	48	49	49	50
STATEWIDE			44	44	44	44	46	46	48	48	48	47	49	49	45
GILA			50	36	43	43	36	36	38	40	37	38	31	31	31
	GLOBE UNIFIED DISTRICT		60	48	50	50	38	38	42	51	43	31	24		
	COPPER RIM ELEM		60	48	50	50	38	38	42	51	43	31	24		
	EAST GLOBE SCHOOL														
	GLOBE HIGH SCHOOL														
	GLOBE JR. H. S.														
	HAYDEN WINKELMAN UNI		18	29	28	28	29	29	19	31	33	42	21		
	HAYDEN HIGH SCHOOL														
	LEONOR HAMBLY JHS														
	WINKELMAN INTERMED		18	29	28	28	29	29	19	31	33	42	21		
	WINKELMAN PRIMARY														
	MIAMI UNIFIED DISTRICT		55	37	50	50	38	38	45	36	32	36	31		
	BULLION PLAZA SCHOOL														
	CENTRAL HEIGHTS		76	41	51	51	38	38	45	36	32	36	31		
	INSPIRATION ADDITION		36	28	40	40	36	36	45	36	32	36	31		
	LAS LOMAS SCHOOL		53	42	61	61	36	36	45	36	32	36	31		
	LEE KORNEGAY JHS														
	MIAMI HIGH SCHOOL		63	44	52	52	41	41	47	45	46	46	46		
	PAYSON UNIFIED DISTRICT														
	JULIA RANDALL SCHOOL		62	42	48	48	30	30	41	45	48	46	46		
	PAYSON ELEMENTARY		64	47	57	57	50	50	53	45	46	46	46		
	PAYSON HIGH SCHOOL														
	PAYSON JUNIOR H. S.														
	PINE ELEM DISTRICT		65	58	52	52	53	53	46	52	48	52	48		
	PINE SCHOOL		65	58	52	52	53	53	46	52	48	52	48		
	SAN CARLOS UNIFIED		27	11	18	18	16	16	15	22	24	22	24		
	RICE ELEMENTARY		27	11	18	18	16	16	15	22	24	22	24		



ARIZONA PUPIL ACHIEVEMENT TESTING

MATHEMATICS NATIONAL INDIVIDUAL PERCENTILE RANK

APRIL 1991

COUNTY	DISTRICT	SCHOOL	GRADE											
			ONE	TWO	THREE	FOUR	FIVE	SIX	SEVEN	EIGHT	NINE	TEN	ELEVEN	TWELVE
NATIONAL			52	52	50	51	51	51	51	50	48	49	49	50
STATEWIDE			44	55	44	44	46	48	48	48	48	47	49	45
		TONTO BASIN ELEM DIS	29	47	47	54	39	32	21	37	48	48	48	50
		TONTO BASIN SCHOOL	29	47	47	54	39	32	21	37	48	48	48	50
		YOUNG ELEM DISTRICT	90	50	50	65	43	24	53	45	30	74	30	
		YOUNG ELEMENTARY	90	50	50	65	43	24	53	45	30	74	30	
		YOUNG TEACHING HIGH												
														338



ARIZONA PUPIL ACHIEVEMENT TESTING

MATHEMATICS NATIONAL INDIVIDUAL PERCENTILE RANK

APRIL 1981

COUNTY	DISTRICT	SCHOOL	GRADE												
			ONE	TWO	THREE	FOUR	FIVE	SIX	SEVEN	EIGHT	NINE	TEN	ELEVEN	TWELVE	
NATIONAL			52	50	51	51	51	50	48	48	48	49	49	49	50
STATEWIDE			44	44	44	44	46	46	48	48	48	47	49	49	45
GRAHAM			59	50	48	48	56	56	51	44	44	46	42		
	BONITA ELEM DISTRICT		32	29	37	37	58	58	49	67	67				
	BONITA SCHOOL		32	29	37	37	58	58	49	67	67				
	FT THOMAS UNIFIED DI		52	28	18	18	20	20	16	22	22	14	17		
	FT THOMAS ELEMENTARY		52	28	18	18	20	20	16	22	22	14	17		
	FT THOMAS H. S.														
	PIMA UNIFIED DISTRICT		67	53	54	54	44	44	52	38	38	42	35		
	PIMA ELEMENTARY		67	53	54	54	44	44	52	38	38	42	35		
	PIMA HIGH SCHOOL														
	SAFFORD UNIFIED DIST		54	55	52	52	61	61	56	45	45	48	49		
	DOROTHY STINSON ELEM		58												
	LAFE NELSON SCHOOL		49												
	SAFFORD HIGH SCHOOL														
	SAFFORD MIDDLE														
	SOLOMONVILLE ELEM DI		56	50	41	41	51	51	56	66	66	58	45		
	SOLOMONVILLE SCHOOL		56	50	41	41	51	51	56	66	66	58	45		
	THATCHER UNIFIED DIS		68	48	51	51	64	64	54	48	48	58	45		
	JACK DALEY PRIMARY		68	48	51	51	64	64	54	48	48	58	45		
	THATCHER ELEMENTARY														
	THATCHER HIGH SCHOOL														
	THATCHER MIDDLE														



ARIZONA PUPIL ACHIEVEMENT TESTING

MATHEMATICS NATIONAL INDIVIDUAL PERCENTILE RANK

APRIL 1991

COUNTY	DISTRICT	SCHOOL	GRADE														
			ONE	TWO	THREE	FOUR	FIVE	SIX	SEVEN	EIGHT	NINE	TEN	ELEVEN	TWELVE			
NATIONAL			52	50	51	51	51	51	50	48	48	48	48	48	49	49	50
STATEWIDE			44	44	44	44	46	46	48	48	48	48	48	48	47	49	45
GREENLEE			76	48	50	56	53	53	47	47	47	47	47	46	33		
	BLUE ELEM DISTRICT									88							
	BLUE SCHOOL									88							
	CLIFTON UNIFIED DIST		59	25	34	46	41	52	39	45	44	44	44	27			
	CLIFTON HIGH SCHOOL		59	25	34	46	41	52	39	45	44	44	44	27			
	LAUGHARN SCHOOL		49	35	36	47	44	53	48	39	33	33	33	30			
	DUNCAN UNIFIED DISTR		49	35	36	47	44	53	48	39	33	33	33	30			
	DUNCAN HIGH SCHOOL																
	DUNCAN SCHOOL																
	EAGLE ELEM DISTRICT																
	EAGLE ELEM SCHOOL																
	MORENCI UNIFIED DIST		89	62	66	62	62	53	50	55	55	55	55	39			
	FAIRBANKS SCHOOL		89	62	66	62	62	53	50	55	55	55	55	39			
	MORENCI JR/SR HIGH																



ARIZONA PUPIL ACHIEVEMENT TESTING

MATHEMATICS NATIONAL INDIVIDUAL PERCENTILE RANK

APRIL 1981

COUNTY	DISTRICT	SCHOOL	GRADE													
			ONE	TWO	THREE	FOUR	FIVE	SIX	SEVEN	EIGHT	NINE	TEN	ELEVEN	TWELVE		
	NATIONAL		52	52	50	51	51	51	50	48	48	48	49	49	50	
	STATEWIDE		44	55	44	44	46	48	48	48	46	47	49	49	45	
	I.A. PAZ			39	30	34	39	35	37	42	38	37	37	37	38	
	BICENTENNIAL U. H.S.															
		SALOME HIGH SCHOOL		38	29	20	45	55	47	64	36	36	45	38	38	
		BOUSE ELEM DISTRICT		38	29	20	45	55	47	64	36	36	45	38	38	
		BOUSE SCHOOL		38	30	34	41	38	37	45	36	36	45	38	38	
		PARKER UNIFIED DISTR														
		BLAKE SCHOOL		44	23	33	27	29	30	30	30	39	40	37	37	
		LE PERA SCHOOL		17	32	34	46	42	40	52	40	40	40	37	37	
		PARKER HIGH SCHOOL														
		WALLACE SCHOOL														
		QUARTZSITE ELEM DIST		39	34	33	27	22	23	28	23	23	40	37	37	
		EHRENBERG SCHOOL		39	34	33	27	22	23	28	23	23	40	37	37	
		SALOME CONSOLIDATED		91	46	32	30	23	52	37	52	52	37	37	37	
		SALOME SCHOOL		91	46	32	30	23	52	37	52	52	37	37	37	
		WENDEN ELEM DISTRICT		35	14	46	60	26	45	43	45	45	43	43	43	
		WENDEN SCHOOL		35	14	46	60	26	45	43	45	45	43	43	43	
																344



ARIZONA PUPIL ACHIEVEMENT TESTING

MATHEMATICS NATIONAL INDIVIDUAL PERCENTILE RANK

APRIL 1991

COUNTY	DISTRICT	SCHOOL	GRADE													
			ONE	TWO	THREE	FOUR	FIVE	SIX	SEVEN	EIGHT	NINE	TEN	ELEVEN	TWELVE		
NATIONAL			52	50	51	51	51	51	51	50	48	49	50	48	49	50
STATEWIDE			44	44	44	46	46	46	48	48	48	49	48	46	47	45
MARICOPA			59	48	48	48	49	52	52	52	53	52	41	53	52	54
	AGUA FRIA UNION H.S.													41	38	42
	AGUA FRIA UNION H.S.		48	5	35	45	45	45	25	15	48	25	41	41	38	42
	AGUILA ELEM DISTRICT		48	5	35	45	45	45	25	15	48	25	41	41	38	42
	AGUILA SCHOOL															
	ALHAMBRA ELEM DISTRI		64	47	51	51	51	51	48	45	48	48	41	41	38	42
	ALHAMBRA TRADITIONAL		83	62	64	64	82	82	78	76	64	64				
	ANDALUCIA SCHOOL		61	42	42	42	37	37	45	39	36	36				
	BARCELONA SCHOOL		63	47	53	53	57	57	46	54	60	60				
	CATALINA SCHOOL		61	42	56	56	61	61	44	46	48	48				
	CORDOVA SCHOOL		57	45	53	53	52	52	50	42	47	47				
	GRANADA EAST															
	GRANADA PRIMARY		59	43	43	55	39	39	38	31	41	41				
	R E SIMPSON SCHOOL		72	53	50	50	50	50	54							
	SEVILLA SCHOOL		61	50												
	WESTWOOD PRIMARY SCH															
	ARLINGTON ELEM DISTR		61	46	50	50	43	43	22	54	32	32				
	ARLINGTON SCHOOL		55	44	50	50	43	43	22	54	32	32				
	HARGRAHALLA VALLEY		73	49												
	AVONDALE ELEM DISTRI		45	34	32	32	31	31	33	42	35	35				
	AVONDALE JUNIOR HIGH															
	AVONDALE SCHOOL		45				31	31	33	42	35	35				
	LATTIE COOR SCHOOL															
	PIONEER SCHOOL															
	BALSZ ELEM DISTRICT		39	28	35	35	30	30	35	45	44	44				
	BALSZ SCHOOL		27	32	24	24	30	30	27	30	46	46				
	CROCKETT SCHOOL		29	20	32	32	29	29	46	56	42	42				
	GRIFFITH SCHOOL		61	27	31	31	30	30	34	42	47	47				

345

346



ARIZONA PUPIL ACHIEVEMENT TESTING

MATHEMATICS NATIONAL INDIVIDUAL PERCENTILE RANK

APRIL 1991

COUNTY	DISTRICT	SCHOOL	GRADE													
			ONE	TWO	THREE	FOUR	FIVE	SIX	SEVEN	EIGHT	NINE	TEN	ELEVEN	TWELVE		
NATIONAL			52	52	50	51	51	51	51	51	51	50	48	49	49	50
STATEWIDE			44	55	44	44	44	46	46	48	48	48	48	47	49	45
		ORANGEDALE SCHOOL	49	49	32	51	30	30	36	36	50	44	46			
		BUCKEYE ELEM DISTRICT	42	42	32	26	35	35	30	36	50	46	46			
		BUCKEYE SCHOOL	42	42	32	26	35	35	30	36	50	46	46			
		BUCKEYE UNION H. S.														
		BUCKEYE UNION H. S.	56	56	42	43	45	45	47	44	44	45	46	46	54	54
		CARTWRIGHT ELEM DIST														
		BYRON A BARRY SCHOOL	32	32	26	29	49	49	46	46	44	46	46			
		CARTWRIGHT SCHOOL	65	65	44	40	50	50	39	39	50	45	45			
		CHARLES W HARRIS	65	65	40	47	53	53	45	45	47	45	45			
		DESERT SANDS JR HIGH	64	64	45	49	40	40	46	46	46	46	46			
		ESTRELLA JUNIOR HIGH	74	74	39	41	46	46	43	43	43	43	43			
		FRANK BORMAN JR HIGH	50	50	46	32	45	45	46	46	46	46	46			
		GLENN L DOWNS SCHOOL	45	45	37	40	39	40	42	42	42	42	42			
		HEATHERBRAE SCHOOL	51	51	43	47	45	45	42	42	42	42	42			
		HOLIDAY PARK SCHOOL	41	41	27	43	35	35	46	46	46	46	46			
		JOHN F LONG SCHOOL	66	66	52	44	54	54	63	63	63	63	63			
		JUSTINE SPITALNY														
		PALM LANE SCHOOL	83	83	60	57	66	66	62	61	61	63	54	47		
		PERALTA SCHOOL														
		STARLIGHT PARK														
		SUNSET SCHOOL														
		TOMAHAWK SCHOOL														
		CAVE CREEK UNIFIED D														
		BLACK MOUNTAIN ELEM														
		CACTUS SHADOWS H S														
		CAVE CREEK SCHOOL	83	83	60	57	66	66	62	61	61	63	54	47		
		DESERT ARROYO MIDDLE														
		CHANDLER UNIFIED DIS														
		ANDERSEN JUNIOR HIGH	58	58	56	55	51	51	57	49	49	50	52	51		
		ANDERSON ELEM	76	76	64	54	67	67	55	52	52	53	53			



ARIZONA PUPIL ACHIEVEMENT TESTING

MATHEMATICS NATIONAL INDIVIDUAL PERCENTILE RANK

APRIL 1991

COUNTY	DISTRICT SCHOOL	GRADE															
		ONE	TWO	THREE	FOUR	FIVE	SIX	SEVEN	EIGHT	NINE	TEN	ELEVEN	TWELVE				
NATIONAL		52	52	50	51	51	51	50	51	51	51	50	48	48	49	49	50
STATEWIDE		44	55	44	44	46	44	44	48	48	48	48	46	46	47	49	45
	CHANDLER HIGH SCHOOL																
	ERIE SCHOOL	57	40	60	52	50	37	60	52	50	62	50	52	50	48	49	50
	FRYE SCHOOL	40	40	40	37	46	40	40	58	46	58	48	58	48	49	49	45
	GALVESTON SCHOOL	45	45	52	62	39	62	39	39	64	60	48	60	48	47	49	45
	GOODMAN SCHOOL	66	66	69	72	64	72	66	60	66	66	60	60	60	60	60	60
	HARTFORD SCHOOL	56	56	57	58	53	58	57	53	53	53	53	53	53	53	53	53
	HUMPHREY ELEMENTARY	74	74	57	65	49	65	57	68	49	68	68	68	68	68	68	68
	KNOX SCHOOL	53	53	56	46	50	46	56	63	50	63	63	63	63	63	63	63
	SAN MARCOS ELEM	43	43	48	45	40	45	48	48	40	48	48	48	48	48	48	48
	SHUMWAY ELEMENTARY	69	69	60	63	56	63	60	67	56	67	67	67	67	67	67	67
	WEINBERG SCHOOL	68	68	50	38	51	38	50	45	51	45	45	45	45	45	45	45
	WILLIS JUNIOR HIGH																
	CREIGHTON ELEM DISTR	60	60	46	39	42	39	46	46	42	46	46	46	46	46	46	46
	CREIGHTON SCHOOL																
	LARRY C. KENNEDY	57	57	43	46	46	46	43	48	46	48	48	48	48	48	48	48
	LOMA LINDA SCHOOL	64	64	47	37	47	37	47	47	47	47	47	47	47	47	47	47
	MONTA VISTA SCHOOL	72	72	67	50	44	50	67	56	44	56	56	56	56	56	56	56
	PAPAGO SCHOOL	50	50	43	30	31	30	43	38	31	38	38	38	38	38	38	38
	SQUAW PEAK SCHOOL	67	67	39	52	45	52	39	49	45	49	49	49	49	49	49	49
	WILLIAM T MACHAN	47	47	39	25	40	25	39	36	40	36	36	36	36	36	36	36
	DEER VALLEY UNIFIED	62	62	48	47	49	47	48	50	49	50	51	54	52	50	48	48
	ARRONHEAD ELEMENTARY	74	74	59	61	54	61	59	62	54	62	62	62	62	62	62	62
	BARRY GOLDWATER H.S.	56	56	48	50	60	50	48	65	60	65	65	65	65	65	65	65
	BELLAIR SCHOOL	57	57	42	33	36	33	42	38	36	38	38	38	38	38	38	38
	CONSTITUTION SCHOOL																
	DEER VALLEY HIGH SCH																
	DEER VALLEY JHS																
	DESSERT SKY JHS																
	DESSERT WINDS SCHOOL	66	66	52	48	40	48	52	43	40	43	44	58	50	53	53	53
	ESPERANZA ELEMENTARY	77	77	33	57	40	57	33	36	40	36	55	47	54	45	43	43
	GREENBRIER	66	66	54	47	64	47	54	60	64	60	44	58	50	53	53	53
	HILLCREST MIDDLE																
	MIRAGE SCHOOL	60	60	50	39	43	39	50	49	43	49	57	51	51	51	51	51
	MOUNTAIN SHADOWS	58	58	52	45	47	45	52	49	47	49	55	47	54	45	43	43
	NEW RIVER SCHOOL	63	63	46	40	52	40	46	47	52	47	44	47	50	53	53	53
	PARK MEADOWS SCHOOL	55	55	42	45	50	45	42	47	50	47	55	47	54	45	43	43

349

350



ARIZONA PUPIL ACHIEVEMENT TESTING

MATHEMATICS NATIONAL INDIVIDUAL PERCENTILE RANK APRIL 1991

COUNTY	DISTRICT	SCHOOL	GRADE												
			ONE	TWO	THREE	FOUR	FIVE	SIX	SEVEN	EIGHT	NINE	TEN	ELEVEN	TWELVE	
NATIONAL			52	52	50	51	51	51	51	51	50	48	49	49	50
STATEWIDE			44	55	44	44	46	48	48	48	48	46	47	49	45
		SUNRISE SCHOOL VILLAGE HEADQMS	71 49	71 49	53 39	56 40	55 52	57 50	57 50	57 50	57 50	57 50	57 50	57 50	57 50
		DYSART UNIFIED DISTR	42	42	40	41	38	39	34	34	20	29	24	24	
		DYSART HIGH SCHOOL		38	36	41	35	40	34	34					
		DYSART JUNIOR HIGH		39	29	43	40	42							
		EL MIRAGE SCHOOL		51	49	48	56	57							
		KINGSWOOD SCHOOL		38	44	32	26	26							
		LUKE SCHOOL													
		SURPRISE SCHOOL		70	55	50	55	64	57	56					
		FOUNTAIN HILLS UNIFI													
		FOUR PEAKS		70	55	50	55	64	57	56					
		MCDONELL MTN ELEM													
		FOWLER ELEM DISTRICT		52	43	36	27	33	45	36					
		FOWLER SCHOOL													
		SUNRIDGE SCHOOL		52	43	36	27	33	45	36					
		GILA BEND UNIFIED DI		33	28	37	21	26	18	41	21	34	21	62	
		GILA BEND H. S.													
		GILA BEND SCHOOL		33	28	37	21	26	18	41	21	34	21	62	
		GILBERT UNIFIED DIST		69	55	54	57	62	59	60	62	62	62	62	
		BURK ELEMENTARY		66	58	56	55	68	59	58	62	62	62	62	
		GILBERT ELEMENTARY		63	53	56	48	59	59	58	62	62	62	62	
		GILBERT HIGH SCHOOL													
		GILBERT JUNIOR HIGH		71	52	70	67	68	59	58	62	62	62	62	
		GREENFIELD ELEMENTARY		71	63	54	69	60	68	58	62	62	62	62	
		HOUSTON ELEMENTARY		72	54	48	57	53	59	58	62	62	62	62	
		ISLANDS ELEMENTARY													
		MESQUITE JUNIOR HIGH		63	46	47	51	57	58	61	62	62	62	62	
		NEELY ELEMENTARY		72	60	54	65	65	62	61	62	62	62	62	
		PATTERSON ELEMENTARY		67	55	48	52	62	58	61	62	62	62	62	
		PIONEER ELEMENTARY													



ARIZONA PUPIL ACHIEVEMENT TESTING

MATHEMATICS NATIONAL INDIVIDUAL PERCENTILE RANK

APRIL 1991

COUNTY	DISTRICT	SCHOOL	GRADE											
			ONE	TWO	THREE	FOUR	FIVE	SIX	SEVEN	EIGHT	NINE	TEN	ELEVEN	TWELVE
NATIONAL			52	51	50	51	51	51	50	50	48	49	49	50
STATEWIDE			44	55	44	44	46	48	48	48	48	49	49	45
		VAL VISTA LAKE	77	58	54	58	47	65	42	42	47			
		GLENDALE ELEM DISTRI	51	39	44	39	42	42	42	44	44			
		BICENTENNIAL SCHOOL	46	37	43	48	48	38	41	44				
		CHALLENGER SCHOOL	59	48	56	48	48	43	43	50				
		GLENDALE AMERICAN	44	32	34	32	32	34	34	48				
		GLENDALE LANDMARK	40	23	33	23	39	34	34	48				
		GLENN F BURTON	58	42	46	42	56	43	42	48				
		HAROLD W SMITH	70	38	34	38	32	38	38	48				
		HORIZON SCHOOL	42	50	44	50	46	68	44	48				
		ISAAC E IMES SCHOOL	53	43	47	43	36	38	43	48				
		MELVIN E SINE SCHOOL												
		MENSENDICK/JACK												
		GLENDALE UNION H. S.												
		APOLLO HIGH SCHOOL												
		CORTEZ HIGH SCHOOL												
		GLENDALE HIGH SCHOOL												
		GREENWAY HIGH SCHOOL												
		INDEPENDENCE H. S.												
		MOON VALLEY H. S.												
		SUNNYSLOPE H. S.												
		THUNDERBIRD H. S.												
		WASHINGTON H. S.												
		HIGLEY ELEM DISTRICT	42	31	55	31	51	48	55	44	55	58	64	
		HIGLEY SCHOOL	42	31	55	31	51	48	55	44	55	58	64	
		HORSE MESA ACCOM SCH	13	25	8	25	9	11	12	13	19	16	16	
		ESTRELLA MOUNTAIN HS	13	25	8	25	9	11	12	13	19	16	16	
		HORSE MESA SCHOOL	46	28	30	28	31	32	38	35	13	13	16	
		ISAAC ELEM DISTRICT	32	19	24	19	25	19	38	35	8	8	16	
		ALTA E BUTLER SCHOOL												
		ISAAC JHS												



ARIZONA PUPIL ACHIEVEMENT TESTING

MATHEMATICS NATIONAL INDIVIDUAL PERCENTILE RANK APRIL 1991

COUNTY	DISTRICT	SCHOOL	GRADE													
			ONE	TWO	THREE	FOUR	FIVE	SIX	SEVEN	EIGHT	NINE	TEN	ELEVEN	TWELVE		
NATIONAL			52	52	50	51	51	51	50	48	48	48	48	49	49	50
STATEWIDE			44	55	44	44	44	46	48	48	48	48	48	47	49	45
		J B SUTTON SCHOOL	57	14	14	18	21	26	26	26	26	26	26	26	26	26
		JOSEPH ZITO SCHOOL	47	39	39	39	32	32	32	32	32	32	32	32	32	32
		MITCHELL SCHOOL	51	45	45	40	37	37	37	37	37	37	37	37	37	37
		P T COE SCHOOL	43	35	35	32	34	34	34	34	34	34	34	34	34	34
		KYRENE ELEM DISTRICT	59	50	50	50	56	56	59	59	59	59	59	59	59	59
		C I MAGGONER SCHOOL	74	50	50	52	60	60	61	61	61	61	61	61	61	61
		CENTENNIAL MIDDLE	61	62	62	68	65	65	65	65	65	65	65	65	65	65
		KYRENE DE LA COLINA	57	48	48	56	58	58	58	58	58	58	58	58	58	58
		KYRENE DE LA MARIPOS	50	45	45	46	47	47	47	47	47	47	47	47	47	47
		KYRENE DE LA PALOMA	56	49	49	45	60	60	60	60	60	60	60	60	60	60
		KYRENE DE LAS LOMAS	66	54	54	45	54	54	54	54	54	54	54	54	54	54
		KYRENE DE LOS LAGOS	57	46	46	47	63	63	63	63	63	63	63	63	63	63
		KYRENE DE LOS NINOS	69	64	64	63	60	60	60	60	60	60	60	60	60	60
		KYRENE DEL CIELO	48	26	26	37	47	47	47	47	47	47	47	47	47	47
		KYRENE DEL NORTE	49	40	40	48	54	54	54	54	54	54	54	54	54	54
		KYRENE DEL SURENO	65	56	56	52	43	43	43	43	43	43	43	43	43	43
		KYRENE MIDDLE SCHOOL	28	28	28	28	43	43	43	43	43	43	43	43	43	43
		KYRENE MONTE VISTA	41	35	35	33	54	54	54	54	54	54	54	54	54	54
		PUEBLO MIDDLE SCHOOL	14	19	19	23	33	33	33	33	33	33	33	33	33	33
		LAVEEN ELEM DISTRICT	56	37	37	46	41	41	41	41	41	41	41	41	41	41
		LAVEEN SCHOOL	28	28	28	28	43	43	43	43	43	43	43	43	43	43
		MC CASH SCHOOL	41	35	35	33	54	54	54	54	54	54	54	54	54	54
		LIBERTY ELEM DISTRICT	14	19	19	23	33	33	33	33	33	33	33	33	33	33
		LIBERTY ELEM DISTRICT	56	37	37	46	41	41	41	41	41	41	41	41	41	41
		ESTRELLA MOUNTAIN	56	40	40	33	45	45	45	45	45	45	45	45	45	45
		LIBERTY SCHOOL	56	36	36	50	39	39	39	39	39	39	39	39	39	39
		LITCHFIELD ELEM DIST	67	52	52	62	53	53	53	53	53	53	53	53	53	53
		LITCHFIELD SCHOOL	62	53	53	69	56	56	56	56	56	56	56	56	56	56
		SCOTT LIBBY SCHOOL	74	50	50	54	51	51	51	51	51	51	51	51	51	51
		LITTLETON ELEM DISTRICT	51	35	35	33	31	31	31	31	31	31	31	31	31	31
		LITTLETON SCHOOL	51	35	35	33	31	31	31	31	31	31	31	31	31	31



ARIZONA PUPIL ACHIEVEMENT TESTING

MATHEMATICS NATIONAL INDIVIDUAL PERCENTILE RANK

APRIL 1991

COUNTY	DISTRICT	SCHOOL	GRADE												
			ONE	TWO	THREE	FOUR	FIVE	SIX	SEVEN	EIGHT	NINE	TEN	ELEVEN	TWELVE	
NATIONAL			52	51	50	51	51	50	48	48	49	49	49	49	50
STATEWIDE			44	44	44	44	46	48	48	48	47	47	49	49	45
		UNDERDOWN JHS	61	67	63	67	64	64	36	44	46	46	48	46	45
		MADISON ELEM DISTRIC	63	72	73	72	72	76	74	77	74	74	74	74	50
		MADISON HEIGHTS	37	39	48	39	55	60	57	63	57	57	57	57	48
		MADISON MEADOWS	68	74	69	74	55	33	50	48	48	48	48	48	45
		MADISON NO 1 SCHOOL	67	75	60	75	55	33	50	48	48	48	48	48	45
		MADISON PARK II	60	52	50	52	54	56	58	59	59	59	59	59	62
		MADISON R. C. SIMIS	47	37	37	37	44	49	49	49	49	49	49	49	50
		MADISON ROSE LANE SC	84	75	71	75	65	69	63	63	66	66	66	66	68
		MESA UNIFIED DISTRIC	62	62	60	62	62	62	59	58	59	59	59	59	68
		ADAMS SCHOOL	47	36	36	38	44	58	58	50	50	50	50	50	68
		ALMA SCHOOL	42	40	39	40	46	46	46	46	46	46	46	46	68
		CARSON JUNIOR HIGH	58	51	45	51	56	47	47	47	47	47	47	47	68
		CRISMON SCHOOL	60	52	50	52	60	52	52	52	52	52	52	52	68
		DOBSON HIGH SCHOOL	57	57	52	57	60	55	55	55	55	55	55	55	68
		EDISON SCHOOL	77	74	78	74	84	78	78	78	78	78	78	78	68
		EISENHOWER SCHOOL	64	58	53	58	46	66	66	66	66	66	66	66	68
		EMERSON SCHOOL	78	63	59	63	68	68	68	68	68	68	68	68	68
		FALCON HILL	58	48	50	48	57	62	62	62	62	62	62	62	68
		FIELD SCHOOL	72	57	57	57	62	51	51	51	51	51	51	51	68
		FRANKLIN SCHOOL	67	53	53	53	57	57	57	57	57	57	57	57	68
		FREMONT JUNIOR HIGH	48	43	43	43	41	41	41	41	41	41	41	41	68
		FROST ELEMENTARY	55	50	50	50	50	50	50	50	50	50	50	50	68
		HALE SCHOOL	72	49	49	49	36	36	36	36	36	36	36	36	68
		HANTHORNE SCHOOL	49	37	37	36	36	36	36	36	36	36	36	36	68
		HENDRIX JUNIOR HIGH	62	62	62	62	62	62	62	62	62	62	62	62	68
		HERMOSA VISTA	65	65	65	65	65	65	65	65	65	65	65	65	68
		HIGHLAND SCHOOL	62	62	62	62	62	62	62	62	62	62	62	62	68
		HOLMES SCHOOL	49	49	49	49	49	49	49	49	49	49	49	49	68
		IRVING SCHOOL	62	62	62	62	62	62	62	62	62	62	62	62	68
		ISHIKAWA ELEMENTARY	65	65	65	65	65	65	65	65	65	65	65	65	68
		JEFFERSON SCHOOL	45	43	43	43	43	43	43	43	43	43	43	43	68
		JOHNSON SCHOOL	65	63	63	63	63	63	63	63	63	63	63	63	68
		JORDAN SCHOOL	45	40	43	40	48	44	44	44	44	44	44	44	68
		KELLER SCHOOL	45	40	43	40	48	44	44	44	44	44	44	44	68
		KINO JUNIOR HIGH	45	40	43	40	48	44	44	44	44	44	44	44	68
		LEHI SCHOOL	45	40	43	40	48	44	44	44	44	44	44	44	68



ARIZONA PUPIL ACHIEVEMENT TESTING

MATHEMATICS NATIONAL INDIVIDUAL PERCENTILE RANK APRIL 1991

COUNTY	DISTRICT	SCHOOL	GRADE														
			ONE	TWO	THREE	FOUR	FIVE	SIX	SEVEN	EIGHT	NINE	TEN	ELEVEN	TWELVE			
NATIONAL			52	50	51	51	51	51	51	51	50	48	48	49	49	49	50
STATEWIDE			44	44	44	44	46	46	48	48	48	48	48	47	49	49	45
		LINCOLN SCHOOL	49	33	31	31	34	34	43	50	49	48	48	54	55	54	50
		LINDBERGH SCHOOL	45	40	45	45	42	42	46	43	43	43	43	32	18	32	18
		LONGFELLOW SCHOOL	40	40	31	31	40	40	38	38	38	38	35	30	35	30	30
		LOWELL SCHOOL	51	34	26	26	38	38	33	33	33	33	35	35	35	35	35
		MACARTHUR SCHOOL	89	63	70	70	74	74	76	76	76	76	69	67	69	67	67
		MADISON ELEMENTARY	79	61	59	59	63	63	65	65	65	65	59	55	54	55	55
		MENDOZA ELEMENTARY	63	59	61	61	63	63	56	56	56	56	54	54	54	54	54
		MESA HIGH SCHOOL															
		MESA JUNIOR HIGH															
		MESA VISTA															
		MESA VO-TECH															
		MOUNTAIN VIEW HIGH															
		POMEROY SCHOOL	63	53	57	57	54	54	66	66	66	66	68	68	68	68	68
		POSTON JUNIOR HIGH															
		POWELL JUNIOR HIGH															
		RED MOUNTAIN HIGH															
		REDBIRD SCHOOL	53	39	40	40	46	46	53	53	53	53	68	68	68	68	68
		RHODES JUNIOR HIGH	59	58	65	65	61	61	55	55	55	55	68	68	68	68	68
		ROBSON SCHOOL	57	57	53	53	65	65	62	62	62	62	67	67	67	67	67
		ROOSEVELT SCHOOL	58	41	45	45	44	44	51	51	51	51	49	49	49	49	49
		SALK SCHOOL															
		SALT RIVER VISTA	52	51	49	49	42	42	51	51	51	51	66	66	66	66	66
		SANDRA DAY O'CONNOR															
		SHEPHERD JUNIOR HIGH	80	61	70	70	59	59	69	69	69	69	68	68	68	68	68
		SIRRINE SCHOOL	60	40	40	40	48	48	57	57	57	57	65	65	65	65	65
		SOUZA ELEMENTARY	37	39	40	40	36	36	42	42	42	42	49	49	49	49	49
		STEVENSON SCHOOL	59	37	34	34	35	35	41	41	41	41	63	63	63	63	63
		TAFT SCHOOL															
		TAPP															
		TAYLOR JUNIOR HIGH	76	59	64	64	75	75	73	73	73	73	56	56	56	56	56
		WASHINGTON SCHOOL	57	46	41	41	34	34	41	41	41	41	1	1	1	1	1
		WEBSTER SCHOOL															
		WESTWOOD HIGH SCHOOL	48	34	47	47	45	45	32	32	32	32	40	40	40	40	40
		WHITMAN SCHOOL	58	41	36	36	38	38	56	56	56	56	64	64	64	64	64
		WHITTIER SCHOOL															
		MOBILE ELEM DISTRICT	42	8	8	8	15	15	15	15	15	15	31	29	31	29	29
		MOBILE ELEMENTARY	42	8	8	8	15	15	15	15	15	15	58	58	58	58	58



ARIZONA PUPIL ACHIEVEMENT TESTING

MATHEMATICS NATIONAL INDIVIDUAL PERCENTILE RANK

APRIL 1991

COUNTY	DISTRICT	SCHOOL	GRADE													
			ONE	TWO	THREE	FOUR	FIVE	SIX	SEVEN	EIGHT	NINE	TEN	ELEVEN	TWELVE		
NATIONAL			52	50	51	51	51	51	51	50	48	49	49	48	49	50
STATEWIDE			44	44	44	44	44	44	44	48	48	47	47	46	49	45
	MORRISTOWN	ELEM DIST	72	42	34	34	57	38	38	41	20	20	20	30	48	50
		MORRISTOWN	72	42	34	34	57	38	38	41	20	20	20	30	48	50
		MURPHY ELEM DISTRICT	35	14	20	20	22	17	17	28	30	28	28	34	41	45
		ALFRED F. GARCIA	29	20	28	28	29	23	23	32	34	32	32	34	41	45
		ARTHUR M. HAMILTON	39	10	12	12	14	6	6	19	17	17	17	17	41	45
		JACK L. KUBAN SCHOOL	25	20	20	20	22	30	30	23	32	32	32	32	41	45
		WILLIAM R. SULLIVAN	41	9	20	20	21	16	16	33	32	32	32	32	41	45
		NADABURG ELEM DISTRI	39	48	16	16	44	25	25	34	41	41	41	41	46	50
		NADABURG SCHOOL	39	48	16	16	44	25	25	34	41	41	41	41	46	50
		OSBORN ELEM DISTRICT	47	29	40	40	40	41	41	41	46	46	46	46	49	50
		CLARENDON SCHOOL	48	27	38	38	36	42	42	41	46	46	46	46	49	50
		ENCANTO SCHOOL	42	24	40	40	45	33	33	41	46	46	46	46	49	50
		LONGVIEW SCHOOL	48	39	47	47	42	47	47	41	46	46	46	46	49	50
		OSBORN MIDDLE SCHOOL	83	58	50	50	59	35	35	41	58	58	58	58	57	57
		SOLANO SCHOOL	83	58	50	50	59	35	35	41	58	58	58	58	57	57
		PALO VERDE ELEM DIST	18	9	25	25	34	33	33	27	42	42	42	42	54	57
		PALO VERDE SCHOOL	18	9	25	25	34	33	33	27	42	42	42	42	54	57
		KISER ELEM.	67	54	54	54	56	59	59	57	56	56	56	56	57	57
		PARADISE VALLEY UNIF	48	46	42	42	59	50	50	68	63	63	63	63	63	63
		AIRE LIBRE SCHOOL	41	38	41	41	41	43	43	43	43	43	43	43	43	43
		ARROWHEAD SCHOOL	72	49	49	49	50	60	60	60	60	60	60	60	60	60
		CAMPO BELLO SCHOOL	66	58	67	67	68	71	71	71	71	71	71	71	71	71
		DESERT COVE SCHOOL	66	58	67	67	68	71	71	71	71	71	71	71	71	71
		DESERT SHADOWS	75	74	65	65	70	80	80	68	63	63	63	63	63	63
		DESERT SHADOWS MIDDL	75	74	65	65	70	80	80	68	63	63	63	63	63	63



ARIZONA PUPIL ACHIEVEMENT TESTING

MATHEMATICS NATIONAL INDIVIDUAL PERCENTILE RANK APRIL 1991

COUNTY	DISTRICT	SCHOOL	GRADE												
			ONE	TWO	THREE	FOUR	FIVE	SIX	SEVEN	EIGHT	NINE	TEN	ELEVEN	TWELVE	
NATIONAL			52	52	50	51	51	51	51	51	50	48	49	49	50
STATEWIDE			44	55	44	44	46	48	48	48	48	46	47	49	45
		DESERT SPRINGS	83	53	53	74	72	65	65	65	65	61	63	61	61
		EAGLE RIDGE	66	47	47	62	52	54	54	54	54	54	54	54	54
		ECHO MOUNTAIN SCHOOL	53	39	39	49	44	43	43	43	43	43	43	43	43
		FOOTHILLS	69	61	61	50	59	59	59	59	59	59	59	59	59
		GOLD DUST SCHOOL	63	52	52	47	48	67	67	67	67	67	67	67	67
		HIDDEN HILLS SCHOOL	66	54	54	52	44	42	42	42	42	42	42	42	42
		HORIZON HIGH SCHOOL	65	55	55	43	50	49	49	49	49	49	49	49	49
		INDIAN BEND SCHOOL	71	59	59	54	45	49	49	49	49	49	49	49	49
		LARKSPUR SCHOOL	77	58	58	58	56	67	67	67	67	67	67	67	67
		LIBERTY SCHOOL	86	65	65	67	68	68	68	68	68	68	68	68	68
		MERCURY MINE SCHOOL	72	60	60	66	67	67	67	67	67	67	67	67	67
		NORTH RANCH	56	48	48	36	50	37	37	37	37	37	37	37	37
		PALOMINO SCHOOL													
		PARADISE VALLEY HIGH													
		POLARIS ALTERNATIVE	59	62	62	43	47	52	52	52	52	52	52	52	52
		QUAIL RUN SCHOOL	82	63	63	58	67	72	72	72	72	72	72	72	72
		SANDPIPER SCHOOL													
		SHADOW MOUNTAIN HIGH													
		SHEA MIDDLE SCHOOL													
		SUNRISE MIDDLE													
		VILLAGE VISTA SCHOOL	74	51	51	57	56	69	69	69	69	69	69	69	69
		VISTA VERDE SCHOOL													
		PENDERGAST ELEM DIST	54	45	45	43	42	39	39	39	39	39	39	39	39
		DESERT HORIZON													
		GARDEN LAKES	45	50	50	39	41	44	44	44	44	44	44	44	44
		PENDERGAST SCHOOL	70	44	44	45	40	34	34	34	34	34	34	34	34
		VILLA DE PAZ	69	52	52	57	50	50	50	50	50	50	50	50	50
		WESTWIND SCHOOL	52	43	43	37	38	31	31	31	31	31	31	31	31
		PEORIA UNIFIED DISTR	65	55	55	53	55	65	65	65	65	65	65	65	65
		ALTA LOMA SCHOOL	58	42	42	45	42	54	54	54	54	54	54	54	54
		APACHE ELEMENTARY	59	58	58	59	42	59	59	59	59	59	59	59	59
		CACTUS HIGH SCHOOL													
		CENTENNIAL H. S.													
		COPPERHOOD SCHOOL	82	64	64	47	64	75	75	75	75	75	75	75	75
		COTTON BOLL ELEM	58	53	53	58	58	60	60	60	60	60	60	60	60
		DESERT PALMS SCHOOL	58	61	61	57	65	65	65	65	65	65	65	65	65



ARIZONA PUPIL ACHIEVEMENT TESTING

MATHEMATICS NATIONAL INDIVIDUAL PERCENTILE RANK

APRIL 1991

COUNTY	DISTRICT	SCHOOL	GRADE														
			ONE	TWO	THREE	FOUR	FIVE	SIX	SEVEN	EIGHT	NINE	TEN	ELEVEN	TWELVE			
NATIONAL			52	52	50	51	51	51	51	51	50	50	48	48	49	49	50
STATEWIDE			44	55	44	44	46	46	48	48	48	48	48	48	47	49	45
		DESERT VALLEY	74	65	65	69	74	74	75	74	70	71	71	71	62	60	59
		FOOTHILLS SCHOOL	60	55	55	57	57	62	62	63	69	64	64	63	62	63	68
		HERITAGE SCHOOL	76	55	55	55	60	60	64	63	56	60	60	63	60	66	66
		IRA A MURPHY SCHOOL	58	43	43	48	34	34	54	53	55	45	45	53	59	45	45
		IRONWOOD HIGH SCHOOL	67	58	58	45	61	61	67	70	61	61	61	61	62	60	60
		KACHINA SCHOOL	80	67	67	65	63	63	75	69	68	68	68	68	54	56	56
		OAKWOOD	65	57	57	58	51	51	61	56	66	66	66	66	56	66	66
		OASIS ELEMENTARY	59	50	50	52	46	46	65	55	55	45	45	55	50	56	56
		PEORIA ELEMENTARY	69	55	55	61	56	56	63	66	66	65	65	66	54	56	56
		PEORIA HIGH SCHOOL	66	57	57	49	59	59	71	65	65	56	56	65	54	56	56
		PIONEER SCHOOL	59	68	68	58	56	56	68	71	60	60	60	71	60	60	60
		SAHUARO RANCH ELEM	54	43	43	37	54	54	63	54	54	53	53	53	53	53	53
		SKYVIEW ELEMENATRY	64	58	58	47	48	48	61	58	58	48	48	58	48	48	48
		SUN VALLEY ELEM	50	32	32	32	39	39	36	34	34	33	33	34	33	33	33
		SUNDANCE SCHOOL	46	39	39	34	31	31	25	45	45	45	45	45	45	45	45
		PHOENIX ELEM DISTRIC	59	34	34	33	58	58	46	46	46	45	45	45	45	45	45
		BETHUNE SCHOOL	34	21	21	24	43	43	37	37	37	37	37	37	37	37	37
		CAPITOL SCHOOL	44	28	28	26	31	31	28	31	31	26	26	31	26	26	26
		DUNBAR SCHOOL	63	30	30	43	39	39	64	64	64	26	26	64	26	26	26
		EDISON SCHOOL	52	38	38	21	34	34	26	26	29	38	38	26	29	29	29
		EMERSON SCHOOL	59	46	46	45	37	37	37	37	37	37	37	37	37	37	37
		GARFIELD SCHOOL	54	22	22	28	55	55	35	35	35	38	38	35	35	35	35
		HEARD SCHOOL	32	19	19	31	26	26	31	31	31	27	27	31	27	27	27
		HERRERA SCHOOL	38	26	26	29	38	38	31	31	31	27	27	31	27	27	27
		KENILWORTH SCHOOL	66	26	26	41	40	40	42	42	42	40	40	42	40	40	40
		LOMELL SCHOOL	43	42	42	23	35	35	29	29	29	29	29	29	29	29	29
		OTT SCHOOL	59	31	31	38	42	42	39	39	39	39	39	39	39	39	39
		SHAW SCHOOL	59	31	31	38	42	42	39	39	39	39	39	39	39	39	39
		WHITTIER SCHOOL	59	31	31	38	42	42	39	39	39	39	39	39	39	39	39
		PHOENIX UNION H.S.	34	34	34	34	34	34	34	34	34	34	34	34	34	34	34
		A.HAMBRA HIGH SCHOOL	34	34	34	34	34	34	34	34	34	34	34	34	34	34	34
		B.A.C.E.	28	28	28	28	28	28	28	28	28	28	28	28	28	28	28
		CAMELBACK H. S.	36	36	36	36	36	36	36	36	36	36	36	36	36	36	36
		CARL HAYDEN H. S.	29	29	29	29	29	29	29	29	29	29	29	29	29	29	29
		CENTRAL HIGH SCHOOL	40	40	40	40	40	40	40	40	40	40	40	40	40	40	40
		CYESIS - EAST	19	19	19	19	19	19	19	19	19	19	19	19	19	19	19



ARIZONA PUPIL ACHIEVEMENT TESTING

MATHEMATICS NATIONAL INDIVIDUAL PERCENTILE RANK

APRIL 1991

COUNTY	DISTRICT	SCHOOL	GRADE															
			ONE	TWO	THREE	FOUR	FIVE	SIX	SEVEN	EIGHT	NINE	TEN	ELEVEN	TWELVE				
NATIONAL			52	52	50	51	51	51	51	51	50	50	48	48	48	49	49	50
STATEWIDE			44	55	44	44	46	46	48	48	48	48	46	46	47	49	49	45
		CYESIS - WEST MARYVALE HIGH SCHOOL METRO TECH VIP NORTH HIGH SCHOOL SOUTH MOUNTAIN HIGH TREVOR BROWNE H. S.											14	33	32	20	33	32
		QUEEN CREEK UNIFIED	47	51	51	45	47	47	55	55	50	50	44	44	44	34	34	32
		QUEEN CREEK ELEM QUEEN CREEK JR HIGH QUEEN CRREK H.S.	47	51	51	45	47	47	55	55	50	50	44	44	44	34	34	32
		RIVERSIDE ELEM DISTR	21	27	27	17	19	19	28	28	33	33	27	27	27			
		RIVERSIDE SCHOOL	21	27	27	17	19	19	28	28	33	33	27	27	27			
		ROOSEVELT ELEM DISTR	40	27	27	34	34	34	39	35	35	35	38	38	38			
		C J JORGENSEN SCHOOL	21	25	25	32	32	32	32	32	38	38	40	40	40			
		C O GREENFIELD	34	12	12	22	22	22	26	26	34	34	29	29	29			
		IGNACIO CONCHOS	33	27	27	29	29	29	34	34	27	27	39	39	39			
		JOHN F KENNEDY	35	30	30	30	30	30	48	48	46	46	50	50	50			
		JOHN R DAVIS SCHOOL	37	26	26	46	46	46	46	46	46	46	50	50	50			
		MARTIN LUTHER KING J	50	37	37	38	38	38	42	42	36	36	35	35	35			
		MAXINE O. BUSH	49	35	35	38	38	38	41	41	32	32	60	60	60			
		PALMDALE SCHOOL							28	28	33	33	35	35	35			
		PERCY L JULIAN							32	32	33	33	35	35	35			
		RIO VISTA SCHOOL	48	21	21	22	22	22	32	32	26	26	31	31	31			
		ROSE LINDA SCHOOL	50	28	28	29	29	29	44	44	34	34	40	40	40			
		SIERRA VISTA SCHOOL	27	14	14	40	40	40	63	63	28	28	40	40	40			
		SOUTHWEST SCHOOL	62	50	50	51	51	51	52	52	49	49	56	56	56			
		SUNLAND SCHOOL	40	22	22	46	46	46	36	36	38	38	38	38	38			
		T G BARR SCHOOL	50	26	26	29	29	29	29	29	22	22	27	27	27			
		V H LASSEN SCHOOL	38	30	30	21	21	21	34	34	43	43	34	34	34			
		VALLEY VIEW SCHOOL	32	18	18	38	38	38	40	40	41	41	39	39	39			
		RUTH FISHER ELEM DIS	47	37	37	37	37	37	51	51	48	48	54	54	54			
		RUTH FISHER SCHOOL	47	37	37	37	37	37	51	51	48	48	54	54	54			



ARIZONA PUPIL ACHIEVEMENT TESTING

MATHEMATICS NATIONAL INDIVIDUAL PERCENTILE RANK APRIL 1991

COUNTY	DISTRICT	SCHOOL	GRADE												
			ONE	TWO	THREE	FOUR	FIVE	SIX	SEVEN	EIGHT	NINE	TEN	ELEVEN	TWELVE	
NATIONAL			52	51	50	51	51	51	51	50	48	48	49	49	50
STATEWIDE			44	44	44	44	46	46	48	48	46	47	49	49	45
	SCOTTSDALE	UNIFIED D	73	62	61	62	61	61	64	62	59	66	70	70	65
		ANASAZI SCHOOL	82	65	57	65	68	71	71	64	64	66	66	78	78
		ARCADIA HIGH SCHOOL													
		CHAPARRAL H. S.	84	86	69	86	75	82	82	82	64	66	74	78	78
		CHEROKEE SCHOOL	82	75	67	75	72	67	67	70	64	64	60	60	60
		COCHISE SCHOOL													
		COCOPAH MIDDLE SCHOOL													
		CORONADO HIGH SCHOOL	63	45	55	45	49	53	53	63	64	64	60	60	60
		HOHOKAH SCHOOL	79	70	75	70	75	71	71	64	64	64	60	60	60
		HOPÍ SCHOOL													
		INGLESIDE MIDDLE	87	73	74	73	64	70	70	64	64	64	60	60	60
		KIVA SCHOOL	85	74	66	74	69	74	74	64	64	64	60	60	60
		LAGUNA SCHOOL													
		MOHAVE MIDDLE SCHOOL	50	53	45	53	50	68	68	64	64	69	71	71	71
		NAVAJO SCHOOL	63	47	59	47	51	56	56	64	64	64	60	60	60
		PIMA SCHOOL	68	59	51	59	61	59	59	64	64	64	60	60	60
		PUEBLO SCHOOL													
		SAGUARO HIGH SCHOOL	80	70	81	70	64	74	74	44	44	44	44	44	44
		SAGUOYA SCHOOL													
		SUPAI MIDDLE SCHOOL													
		TAVAN SCHOOL	58	47	42	47	43	53	53	45	45	45	45	45	45
		TONALEA SCHOOL	63	58	62	58	52	56	56	46	46	46	46	46	46
		YAVA PAI SCHOOL	50	35	44	35	40	60	60	46	46	46	46	46	46
		ZUNI SCHOOL	84	65	66	65	64	71	71	69	69	69	69	69	69
	SENTINEL ELEM DISTRI		43	71	37	71	44	23	23	46	46	46	46	46	46
	SENTINEL SCHOOL		43	71	37	71	44	23	23	46	46	46	46	46	46
	TEMPE ELEM DISTRICT		48	40	41	40	44	46	46	46	46	46	46	46	46
		AGUILAR SCHOOL	60	43	42	43	29	45	45	46	46	46	46	46	46
		ARREDONDO SCHOOL	75	44	44	44	42	39	39	46	46	46	46	46	46
		BROADMOR SCHOOL	71	48	65	48	63	62	62	46	46	46	46	46	46
		BUSTOZ SCHOOL	75	48	57	48	70	55	55	46	46	46	46	46	46
		CARMINATI SCHOOL	44	47	31	47	43	45	45	46	46	46	46	46	46
		CONNOLLY MIDDLE													
		CURRY SCHOOL	54	51	53	51	58	45	45	46	46	46	46	46	46



ARIZONA PUPIL ACHIEVEMENT TESTING

MATHEMATICS NATIONAL INDIVIDUAL PERCENTILE RANK APRIL 1991

COUNTY	DISTRICT	SCHOOL	GRADE													
			ONE	TWO	THREE	FOUR	FIVE	SIX	SEVEN	EIGHT	NINE	TEN	ELEVEN	TWELVE		
NATIONAL			52	52	50	51	51	51	50	51	51	50	48	49	49	50
STATEWIDE			44	55	44	44	46	46	48	48	48	46	47	49	49	45
		EVANS SCHOOL	41	41	28	37	43	43	48	51	51	48	48	48	48	50
		FEES MIDDLE SCHOOL	37	37	37	31	28	28	31	36	36	36	36	36	36	36
		FRANK SCHOOL	67	67	52	51	58	58	59	59	59	58	58	58	58	58
		FULLER SCHOOL	42	42	37	34	44	44	37	35	35	36	36	36	36	36
		GILLILAND MIDDLE	72	72	53	59	56	56	59	70	70	59	59	59	59	59
		HOLDEMAN SCHOOL	40	40	38	34	39	39	38	48	48	48	48	48	48	48
		HUDSON SCHOOL	51	51	43	46	46	46	43	47	47	46	46	46	46	46
		LAIRD SCHOOL	47	47	37	28	36	36	37	40	40	40	40	40	40	40
		MCKEMY MIDDLE SCHOOL	58	58	53	49	69	69	53	69	69	69	69	69	69	69
		MEYER SCHOOL	23	23	32	33	27	27	32	32	32	32	32	32	32	32
		NEVITT SCHOOL	31	31	25	27	30	30	25	27	27	27	27	27	27	27
		ROVER SCHOOL	46	46	39	39	44	44	39	44	44	44	44	44	44	44
		SCALES SCHOOL														
		THEW SCHOOL														
		WOOD SCHOOL														
		TEMPE UNION H.S.														
		CORONA DEL SOL H. S.														
		EVENING SCHOOL														
		MARCOS DE NIZA H. S.														
		MCCLINTOCK H. S.														
		TEMPE HIGH SCHOOL														
		TOLLESON ELEM DISTRI	41	41	39	38	27	27	39	37	43	34	56	57	60	60
		TOLLESON JUNIOR HIGH														
		UNIT I SCHOOL	41	41	39	38	27	27	39	37	43	34	56	57	60	60
		TOLLESON UNION H.S.														
		TOLLESON UNION H.S.														
		WESTVIEM H. S.														
		UNION ELEM DISTRICT	10	10	5	22	25	25	5	31	19	14	46	43	43	43
		UNION SCHOOL	10	10	5	22	25	25	5	31	19	14	46	43	43	43



ARIZONA PUPIL ACHIEVEMENT TESTING

MATHEMATICS NATIONAL INDIVIDUAL PERCENTILE RANK

APRIL 1991

COUNTY	DISTRICT	SCHOOL	GRADE													
			ONE	TWO	THREE	FOUR	FIVE	SIX	SEVEN	EIGHT	NINE	TEN	ELEVEN			
NATIONAL			52	52	50	51	51	51	50	51	51	50	48	48	49	49
STATEWIDE			44	55	44	44	46	48	44	48	48	48	46	48	47	49
		WASHINGTON ELEM DIST	66	66	56	53	55	61	58	61	61	61	61	61	61	60
		ACACIA SCHOOL	59	59	75	57	59	51	51	51	57	58	48	48	49	49
		ALTA VISTA SCHOOL	85	85	65	50	61	62	62	62	62	62	62	62	62	62
		ARROYO SCHOOL	59	59	55	53	54	54	54	54	54	54	54	54	54	54
		CACTUS WREN SCHOOL	88	88	61	59	57	67	67	67	67	67	67	67	67	67
		CHAPARRAL SCHOOL	53	53	53	54	65	71	71	71	71	71	71	71	71	71
		CHOLLA SCHOOL														
		DESERT FOOTHILLS														
		DESERT VIEW SCHOOL	62	62	50	38	48	52	52	52	52	52	52	52	52	52
		IRONWOOD SCHOOL	79	79	66	70	59	57	57	57	57	57	57	57	57	57
		JOHN JACOBS SCHOOL	69	69	51	68	57	69	69	69	69	69	69	69	69	69
		LAKEVIEW SCHOOL	78	78	44	48	54	61	61	61	61	61	61	61	61	61
		LOOKOUT MOUNTAIN	76	76	65	68	75	77	77	77	77	77	77	77	77	77
		MANZANITA SCHOOL	59	59	55	56	44	42	42	42	42	42	42	42	42	42
		MARYLAND SCHOOL	68	68	36	36	38	53	53	53	53	53	53	53	53	53
		MOON MOUNTAIN SCHOOL	71	71	70	46	43	46	46	46	46	46	46	46	46	46
		MOUNTAIN SKY														
		MOUNTAIN VIEW SCHOOL	44	44	44	46	35	38	38	38	38	38	38	38	38	38
		OCOTILLO SCHOOL	39	39	37	37	41	43	43	43	43	43	43	43	43	43
		ORANGEMOOD SCHOOL	69	69	37	46	53	60	60	60	60	60	60	60	60	60
		PALO VERDE SCHOOL														
		RICHARD E MILLER	86	86	65	70	70	67	67	67	67	67	67	67	67	67
		ROADRUNNER SCHOOL	74	74	65	65	61	66	66	66	66	66	66	66	66	66
		ROYAL PALM SCHOOL														
		SAHUARO SCHOOL	63	63	60	59	56	52	52	52	52	52	52	52	52	52
		SENITA SCHOOL	79	79	63	46	67	70	70	70	70	70	70	70	70	70
		SHAW BUTTE SCHOOL	73	73	51	34	40	52	52	52	52	52	52	52	52	52
		SUNBURST SCHOOL	66	66	59	48	56	74	74	74	74	74	74	74	74	74
		SUNNYSLOPE SCHOOL	47	47	34	36	44	49	49	49	49	49	49	49	49	49
		SUNSET SCHOOL	58	58	56	56	54	68	68	68	68	68	68	68	68	68
		SWEETWATER SCHOOL	66	66	66	61	64	64	64	64	64	64	64	64	64	64
		TUMBLEWEED SCHOOL	61	61	56	65	57	64	64	64	64	64	64	64	64	64
		WASHINGTON SCHOOL	55	55	48	50	56	62	62	62	62	62	62	62	62	62
		WICKENBURG UNIFIED D	60	60	47	37	47	51	43	43	43	44	44	44	44	44
		MACLENNAN SCHOOL														
		VULTURE PEAK SCHOOL	60	60	47	37	47	51	43	43	43	45	45	45	45	45



ARIZONA PUPIL ACHIEVEMENT TESTING

MATHEMATICS NATIONAL INDIVIDUAL PERCENTILE RANK

APRIL 1991

COUNTY	DISTRICT	SCHOOL	GRADE													
			ONE	TWO	THREE	FOUR	FIVE	SIX	SEVEN	EIGHT	NINE	TEN	ELEVEN	TWELVE		
NATIONAL			52	50	51	51	51	50	48	48	48	48	48	49	49	50
STATEWIDE			44	44	44	46	46	48	48	48	46	46	46	49	49	45
		MICKENBURG H. S.	74	48	67	44	44	46	35	35	48	48	48	52	60	
		WILLIAMS AFB ACCOM S	74	48	67	44	44	46	35	35	48	48	48			
		WILSON ELEM DISTRICT	32	14	19	29	31	26	26	26						
		WILSON ELEMENTARY	32	14	19	29	31	26	26	26						



ARIZONA PUPIL ACHIEVEMENT TESTING

MATHEMATICS NATIONAL INDIVIDUAL PERCENTILE RANK

APRIL 1991

COUNTY	DISTRICT	SCHOOL	GRADE														
			ONE	TWO	THREE	FOUR	FIVE	SIX	SEVEN	EIGHT	NINE	TEN	ELEVEN	TWELVE			
NATIONAL			52	52	50	51	51	51	51	51	51	50	48	48	49	49	50
STATEWIDE			44	55	44	44	46	46	46	48	48	48	48	48	47	49	45
MOHAVE				53	42	43	44	44	47	47	46	46	46	45	48	52	
		BULLHEAD CITY ELEM D	49	49	35	32	40	40	39	39	52	46	46				
		BULLHEAD CITY INTERM			35	32	40	40	39	39	52	46	46				
		BULLHEAD CITY JHS															
		BULLHEAD PRIMARY															
		CHLORIDE ELEM DISTRI	39	39	46	41	29	29	56	44	39	39	39				
		MOUNT TIPTON SCHOOL	39	39	46	41	29	29	56	44	39	39	39				
		COLORADO CITY UNIFIE	62	62	48	56	45	45	43	48	52	52	52	59	57	55	
		COLORADO CITY ELEMEN	62	62	48	56	45	45	43	48	52	52	52	59	57	55	
		COLORADO RIVER UNION															
		COLORADO UNION HIGH															
		HACKBERRY ELEM DISTR	57	57	17	73	43	43	4	19	38	38	38	43	44	49	
		HACKBERRY	57	57	17	73	43	43	4	19	38	38	38	43	44	49	
		KINGMAN ELEM DISTRIC	53	53	44	41	42	42	51	45	45	45	45	43	44	49	
		CERBAT SCHOOLLOL	39	39	33	35	37	37	40	45	45	45	45	43	44	49	
		HUALAPAI SCHOOL	67	67	56	49	52	52	52	45	45	45	45	43	44	49	
		KINGMAN JUNIOR HIGH															
		LA SENITA SCHOOL	56	56	36	41	37	37	46	45	45	45	45	43	44	49	
		MANZANITA SCHCOL	58	58	50	45	48	48	64	45	45	45	45	43	44	49	
		PALO CHRISTI SCHOOL	49	49	44	34	34	34	52	45	45	45	45	43	44	49	
		LAKE HAVASU UNIFIED	60	60	50	57	55	55	56	50	50	50	50	52	52	58	
		HAVASUPAI SCHOOL	51	51	40	49	51	51	50	50	50	50	50	52	52	58	
		LAKE HAVASU H. S.															
		LAKE HAVASU JHS															
		NAUTILUS SCHOOL	79	79	55	57	53	53	52	50	50	50	50	52	52	58	
		ORO GRANDE SCHOOL	55	55	32	56	53	53	60	50	50	50	50	52	52	58	



ARIZONA PUPIL ACHIEVEMENT TESTING

MATHEMATICS NATIONAL INDIVIDUAL PERCENTILE RANK APRIL 1991

COUNTY DISTRICT SCHOOL	GRADE											
	ONE	TWO	THREE	FOUR	FIVE	SIX	SEVEN	EIGHT	NINE	TEN	ELEVEN	TWELVE
NATIONAL STATEWIDE	52	52	50	51	51	51	50	48	48	49	49	50
SMOKETREE SCHOOL		55	44	44	46	48	48	48	46	47	49	45
STARLINE SCHOOL		57	52	52	55	58						
		63	62	67	61	60						
LITTLEFIELD ELEM DIS		58	49	47	37	29	50	48				
LITTLEFIELD SCHOOL		58	49	47	37	29	50					
MOHAVE UNION H.S.									41	48	47	
KINGMAN HIGH SCHOOL									41	48	47	
MOHAVE VALLEY ELEM D		42	32	34	35	41	30	41				
FORT MOHAVE ELEM		50	36	35	43	40						
MOHAVE VALLEY ELEM		34	28	33	28	42	30	41				
MOHAVE VALLEY JHS												
OMENS WHITNEY ELEM D		66	47	47	59	45	57	51				
OMENS WHITNEY SCHOOL		66	47	47	59	45	57	51				
PEACH SPRINGS ELEM D		17	11	10	14	12	30	25				
PEACH SPRINGS SCHOOL		17	11	10	14	12	30	25				
VALENTINE ELEM DISTR		71	28	28	34	48	54	58				
VALENTINE SCHOOL		71	28	28	34	48	54	58				
YUCCA ELEM DISTRICT		82	29	34	46	46						
YUCCA SCHOOL		82	29	34	46	46						



ARIZONA PUPIL ACHIEVEMENT TESTING

MATHEMATICS NATIONAL INDIVIDUAL PERCENTILE RANK

APRIL 1991

COUNTY	DISTRICT	SCHOOL	GRADE											
			ONE	TWO	THREE	FOUR	FIVE	SIX	SEVEN	EIGHT	NINE	TEN	ELEVEN	TWELVE
NATIONAL			52	50	51	51	51	48	50	48	49	49	49	50
STATEWIDE			44	44	44	46	48	48	48	46	47	49	49	45
NAVAJO			41	33	34	36	40	42	40	39	43	38	38	45
		BLUE RIDGE UNIFIED	78	50	48	52	58	51	56	48	53	40	40	50
		BLUE RIDGE	78	50				51	56	48	53	40	40	50
		BLUE RIDGE H. S.			48	52	58	51	56	48	53	40	40	50
		BLUE RIDGE JHS			35	28	33	22	18	22				
		BLUE RIDGE MIDDLE			35	28	33	22	18	22				
		CEDAR UNIFIED DISTRI	22	16	47	56	51	47	61	42	36	41	41	50
		JEDDITO SCHOOL	22	16	35	28	33	22	18	22				
		HEBER-OVERGAARD UNIF	44	55	47	56	51	47	61	42	36	41	41	50
		CAPPS ELEMENTARY	44	55	47	56	51	47	61	42	36	41	41	50
		MOGOLLON HIGH SCHOOL	44	55	47	56	51	47	61	42	36	41	41	50
		HOLBROOK UNIFIED	48	33	43	39	47	56	44	35	33	33	33	50
		HOLBROOK HIGH SCHOOL												
		HOLBROOK JUNIOR HIGH												
		HULET SCHOOL												
		PARK SCHOOL												
		JOSEPH CITY UNIFIED												
		JOSEPH CITY	39	46	38	45	44	40	44	39	46	46	46	50
		JOSEPH CITY H. S.	39	46	38	45	44	40	44	39	46	46	46	50
		KAYENTA UNIFIED DIST	26	30	25	31	28	34	33	32	33	31	31	50
		KAYENTA INTERMEDIATE												
		KAYENTA MIDDLE												
		KAYENTA PRIMARY												
		MONUMENT VALLEY H.S.	26	30	25	31	28	34	33	32	33	31	31	50
		PINON UNIFIED DISTRI	9	11	15	13	10	14	10	18	33	31	31	50
		PINON JHS												



ARIZONA PUPIL ACHIEVEMENT TESTING

PAGE 33C

MATHEMATICS NATIONAL INDIVIDUAL PERCENTILE RANK

APRIL 1991

COUNTY	DISTRICT SCHOOL	GRADE										TOTAL			
		ONE	TWO	THREE	FOUR	FIVE	SIX	SEVEN	EIGHT	NINE	TEN		ELEVEN	TWELVE	
NATIONAL		52	50	50	51	51	51	50	48	49	49	50	48	49	50
STATEWIDE		44	44	44	44	46	44	44	48	47	49	48	46	47	45
	PINON SCHOOL	9	11	15	15	13	10	10	10	10	10	10	10	10	10
	SHOW LOW UNIFIED DIS	54	44	44	42	41	41	41	41	55	50	51	54	55	50
	LINDEN ELEMENTARY	72	68	68	48	77	48	48	48	55	50	54	54	55	50
	PINEDALE/CLAY SCHOOL	60	37	37	57	66	57	57	57	55	50	54	54	55	50
	SHOW LOW HIGH SCHOOL														
	SHOW LOW INTER														
	SHOW LOW JUNIOR HIGH														
	SHOW LOW PRIMARY	50	42	42	39	37	39	39	51	57	57	54	55	50	50
	SNOWFLAKE UNIFIED DI	51	46	46	44	43	44	44	48	47	52	51	59	52	52
	HIGHLAND PRIMARY	43	47	47	46	46	46	46	52	47	52	51	59	52	52
	SNOWFLAKE H. S.														
	SNOWFLAKE INTERMED														
	SNOWFLAKE JHS	67	45	45	39	37	39	39	39	48	47	48	35	35	25
	TAYLOR SCHOOL	24	14	14	12	16	12	12	16	35	25	24	35	25	25
	WHITERIVER UNIFIED D														
	ALCHESAY HIGH SCHOOL	17	9	9	17	18	17	17	16	27	23	27	38	42	37
	SEVEN MILE SCHOOL	28	16	16	10	16	10	10	16	42	41	47	42	37	37
	WHITERIVER JHS														
	WHITERIVER SCHOOL	47	35	35	36	42	36	36	49	41	37	38	42	37	37
	WINSLOW UNIFIED DIST														
	BONNIE BRENNAN	43	34	34	32	46	32	32	54	41	37	47	42	37	37
	JEFFERSON SCHOOL	47	30	30	34	36	34	34	54	41	37	47	42	37	37
	WASHINGTON SCHOOL	49	40	40	42	41	42	42	54	41	37	47	42	37	37
	WINSLOW HIGH SCHOOL														
	WINSLOW JUNIOR HIGH														

383

384



ARIZONA PUPIL ACHIEVEMENT TESTING

MATHEMATICS NATIONAL INDIVIDUAL PERCENTILE RANK APRIL 1991

COUNTY	DISTRICT	SCHOOL	GRADE															
			ONE	TWO	THREE	FOUR	FIVE	SIX	SEVEN	EIGHT	NINE	TEN	ELEVEN	TWELVE				
NATIONAL			52	50	51	51	51	50	48	49	48	49	49	50	48	49	49	50
STATEWIDE			44	44	44	44	44	44	48	47	48	47	49	48	46	47	49	45
PIMA			55	42	42	42	43	45	45	46	45	46	49	46	43	46	49	45
	AJO UNIFIED DISTRICT		33	45	41	41	41	38	38	46	39	39	39	46	51	39	39	39
	AJO ELEMENTARY		33	45	41	41	41	38	38	46	39	39	39	46	51	39	39	39
	AJO HIGH SCHOOL																	
	AJO JUNIOR HIGH																	
	ALTAR VALLEY SCHOOL		38	36	30	30	38	26	41	43	43	54	56	53	54	56	56	56
	MARY E DILL SCHOOL		38	36	30	30	38	26	41	43	43	54	56	53	54	56	56	56
	AMPHITHEATER UNIFIED		67	52	52	52	56	57	57	52	52	54	56	53	54	56	56	56
	AMPHITHEATER EVENING																	
	AMPHITHEATER H. S.																	
	AMPHITHEATER JR HIGH																	
	CANYON DEL ORO HIGH																	
	COPPER CREEK ELEM		86	61	68	68	74	48	48	49	48	58	63	61	61	63	63	63
	CORONADO MIDDLE																	
	CORONADO SCHOOL		52	38	41	41	56	35	35	50	44	58	50	44	44	50	50	50
	E C NASH SCHOOL		51	28	31	28	28	28	35	35	35	26	29	27	26	29	29	29
	F O HOLAWAY SCHOOL		68	53	45	45	42	53	53	49	48	52	51	44	44	51	51	51
	HELEN KEELING SCHOOL		55	39	40	40	37	44	44	49	48	58	63	61	61	63	63	63
	L M PRINCE SCHOOL		43	28	24	24	45	38	38	66	61	58	63	61	61	63	63	63
	LAWRENCE W CROSS JR		62	52	59	59	50	77	77	66	61	58	63	61	61	63	63	63
	LULU WALKER SCHOOL		85	73	58	58	64	72	72	66	61	58	63	61	61	63	63	63
	MARION DONALDSON		63	58	69	69	68	68	68	66	61	58	63	61	61	63	63	63
	MESA VERDE SCHOOL		59	60	47	47	52	55	55	49	48	58	63	61	61	63	63	63
	RIO VISTA SCHOOL		82	70	70	70	76	81	81	68	69	58	63	61	61	63	63	63
	MINIFRED HARELSON																	
	CATALINA FOOTHILLS U		78	65	72	72	67	63	63	68	69	58	63	61	61	63	63	63
	CANYON VIEW																	
	ESPERO CANYON		63	65	67	67	55	62	62	68	66	58	63	61	61	63	63	63
	MANZANITA SCHOOL		87	67	75	75	78	64	64	69	72	58	63	61	61	63	63	63
	ORANGE GROVE JHS																	
	SUNRISE DRIVE SCHOOL		81	63	72	72	69	64	64	69	72	58	63	61	61	63	63	63



ARIZONA PUPIL ACHIEVEMENT TESTING

MATHEMATICS NATIONAL INDIVIDUAL PERCENTILE RANK

APRIL 1991

COUNTY	DISTRICT	SCHOOL	GRADE													
			ONE	TWO	THREE	FOUR	FIVE	SIX	SEVEN	EIGHT	NINE	TEN	ELEVEN	TWELVE		
NATIONAL			52	52	50	51	51	51	51	51	51	50	48	49	49	50
STATEWIDE			44	55	44	44	46	46	48	48	48	46	46	47	49	45
		CONTINENTAL ELEM DIS	75	75	50	39	43	43	49	56	53	53	53	47	48	50
		CONTINENTAL SCHOOL	75	75	50	39	43	43	49	56	53	53	53	47	48	50
		FLOWING WELLS UNIFIE	60	60	48	49	46	46	38	43	41	43	43	47	47	45
		CENTENNIAL SCHOOL	76	76	52	54	45	45	38	43	42	43	43	47	47	45
		FLOWING WELLS H. S.	50	42	44	42	40	40	38	43	42	43	43	47	47	45
		FLOWING WELLS JHS	42	47	47	39	41	41	38	43	42	43	43	47	47	45
		HOMER DAVIS SCHOOL	70	55	55	54	54	54	38	43	42	43	43	47	47	45
		LAGUNA SCHOOL	51	44	44	52	48	48	38	43	42	43	43	47	47	45
		ROBERT RICHARDSON	51	44	44	52	48	48	38	43	42	43	43	47	47	45
		WALTER DOUGLAS	51	44	44	52	48	48	38	43	42	43	43	47	47	45
		INDIAN OASIS-BABOQUI	23	23	22	17	20	20	32	18	21	11	11	19	15	15
		BABOQUIVARI H. S.	23	23	22	17	20	20	32	18	21	11	11	19	15	15
		BABOQUIVARI JHS	23	23	22	17	20	20	32	18	21	11	11	19	15	15
		INDIAN OASIS PRIMARY	23	23	22	17	20	20	32	18	21	11	11	19	15	15
		TOPANA MIDDLE	23	23	22	17	20	20	32	18	21	11	11	19	15	15
		MARANA UNIFIED DISTR	60	60	52	48	52	52	50	49	46	48	48	53	54	54
		BUTTERFIELD SCHOOL	65	65	60	47	47	47	59	47	46	46	46	53	54	54
		DEGRAZIA SCHOOL	72	72	53	60	61	61	60	59	47	46	46	53	54	54
		DESERT MINDS SCHOOL	47	47	46	42	42	42	60	59	47	46	46	53	54	54
		ESTES SCHOOL	51	51	31	40	53	53	54	46	46	46	46	53	54	54
		IRONWOOD SCHOOL	52	52	51	50	46	46	54	46	46	46	46	53	54	54
		MARANA HIGH SCHOOL	52	52	51	50	46	46	54	46	46	46	46	53	54	54
		MARANA JHS	52	52	51	50	46	46	54	46	46	46	46	53	54	54
		MOUNTAIN VIEW SCHOOL	66	66	57	40	64	64	35	47	39	39	39	40	38	38
		ROADRUNNER SCHOOL	55	55	58	51	48	48	56	50	49	53	53	58	62	62
		THORNYDALE SCHOOL	55	55	58	51	48	48	56	50	49	53	53	58	62	62
		TORTOLITA JHS	55	55	58	51	48	48	56	50	49	53	53	58	62	62
		SAHUARITA UNIFIED DI	71	71	53	57	45	45	44	41	45	44	44	35	42	42
		SAHUARITA H. S.	71	71	53	57	45	45	44	41	45	44	44	35	42	42
		SAHUARITA JHS	71	71	53	57	45	45	44	41	45	44	44	35	42	42



ARIZONA PUPIL ACHIEVEMENT TESTING

MATHEMATICS NATIONAL INDIVIDUAL PERCENTILE RANK

APRIL 1991

COUNTY	DISTRICT	SCHOOL	GRADE														
			ONE	TWO	THREE	FOUR	FIVE	SIX	SEVEN	EIGHT	NINE	TEN	ELEVEN	TWELVE			
NATIONAL			52	50	51	51	51	51	50	48	48	48	48	48	49	49	50
STATEWIDE			44	44	44	44	46	48	48	48	48	48	48	46	47	49	45
		SAHUARITA SCHOOL	76	49	57	58	45										
		SOPORI SCHOOL	57	65			44										
		SAN FERNANDO ELEM DI			32												
		SAN FERNANDO SCHOOL			32												
		SUNNYSIDE UNIFIED DI	39	28	34	34	29	31	36	35	36	36	31	30	32	32	
		APOLLO MIDDLE SCHOOL	38	30	31	31	27										
		CHAPPARRAL MIDDLE	43	29	26	26	28										
		CRAYCROFT SCHOOL	43	34	36	36	34										
		DESERT VIEW H.S.	42	37	64	64	44										
		DREXEL SCHOOL	42	44	51	51	54										
		ELVIRA SCHOOL	50	44	33	33	20										
		ESPERANZA SCHOOL	43	23	15	15	17										
		GALLEGO SCHOOL	26	15	22	22	17										
		LIBERTY SCHOOL	47	35	40	40	35										
		LOS AMIGOS SCHOOL	25	27	25	25	27										
		LOS RANCHITOS SCHOOL	34	25	25	25	18										
		LOS RANCHITOS SCHOOL															
		MISSION MANOR SCHOOL															
		SANTA CLARA SCHOOL															
		SIERRA MIDDLE SCHOOL															
		SUNNYSIDE ALT ED															
		SUNNYSIDE H. S.															
		TANQUE VERDE UNIFIED	78	66	59	59	61	37	38	38	59	59	63	21	20	22	35
		AGUA CALIENTE SCHOOL	78	74	73	73	58	75	55	55	55	59	63	30	31	35	
		EMILY GRAY JHS	79	61	48	48	64	75	74	75	75	59	63	63	48	51	
		TANQUE VERDE SCHOOL															
		TUCSON UNIFIED DISTR	53	38	38	38	41	43	44	44	45	45	44	44	48	51	
		BASIC CURRICULUM															
		BILINGUAL MAGNET															
		BLENNAN SCHOOL	57	32	48	48	46	24	63	63	61	61	63	20	31	31	
		BLOOM SCHOOL	86	86	52	52	66	59	86	86	86	86	86	86	86	86	
		BONILLAS SCHOOL	58	38	44	44	49	53	38	44	45	45	44	48	51		



ARIZONA PUPIL ACHIEVEMENT TESTING

MATHEMATICS NATIONAL INDIVIDUAL PERCENTILE RANK

APRIL 1991

COUNTY	DISTRICT SCHOOL	GRADE															
		ONE	TWO	THREE	FOUR	FIVE	SIX	SEVEN	EIGHT	NINE	TEN	ELEVEN	TWELVE				
NATIONAL		52	52	50	51	51	51	51	50	48	48	48	48	48	49	49	50
STATEWIDE		44	55	44	44	46	44	46	44	48	48	48	48	46	47	49	45
	BOOTH SCHOOL	78	58	58	54	56	54	56	20	43	44	43	43	36	42	39	
	BORMAN SCHOOL	69	37	37	35	49	35	49	55	62	62	62	62	49	49	49	
	BORTON SCHOOL	59	32	32	40	39	40	39	42	41	41	41	41	32	31	34	
	BRICHTA SCHOOL	59	50	50	50	47	50	47	42	42	42	42	42	36	36	36	
	CARRILLO SCHOOL				29	33	29	33	25	25	25	25	25	32	32	32	
	CARSON JUNIOR HIGH S				21	21	21	21	32	32	32	32	32	41	41	41	
	CATALINA HIGH SCHOOL	25	25	20	21	21	21	21	46	46	46	46	46	34	34	34	
	CAVETT SCHOOL	63	55	55	69	49	69	49	55	55	55	55	55	49	49	49	
	CHOLLA HIGH SCHOOL	72	37	37	44	44	44	44	42	42	42	42	42	36	36	36	
	COLLIER SCHOOL	59	42	42	40	39	40	39	46	46	46	46	46	38	38	38	
	CORBETT SCHOOL	57	34	34	43	43	43	43	30	30	30	30	30	46	46	46	
	CRAGIN SCHOOL	57	27	27	43	43	43	43	30	30	30	30	30	46	46	46	
	DAVIDSON SCHOOL	39	36	36	30	30	30	30	46	46	46	46	46	34	34	34	
	DAVIS SCHOOL				30	30	30	30	46	46	46	46	46	34	34	34	
	DIETZ SCHOOL	46	24	24	40	40	40	40	40	40	40	40	40	55	55	55	
	DOOLEN JR HIGH SCHOOL	73	30	30	45	45	45	45	40	40	40	40	40	55	55	55	
	DRACHMAN SCHOOL	58	41	41	38	38	38	38	40	40	40	40	40	61	61	61	
	DUFFY SCHOOL	42	3	3	38	38	38	38	40	40	40	40	40	61	61	61	
	DUNHAM SCHOOL				3	3	3	3	40	40	40	40	40	61	61	61	
	ERICKSON SCHOOL	53	33	33	29	29	29	29	37	37	37	37	37	45	45	45	
	FICKETT JR HIGH SCHO	83	81	81	76	76	76	76	83	83	83	83	83	84	84	84	
	FORD SCHOOL	42	42	42	48	48	48	48	46	46	46	46	46	53	53	53	
	FRUCHTHENDLER SCHOOL	79	46	46	46	46	46	46	64	64	64	64	64	60	60	60	
	FT LOWELL SCHOOL				46	46	46	46	64	64	64	64	64	60	60	60	
	GALE SCHOOL	55	32	32	39	39	39	39	48	48	48	48	48	49	49	49	
	GRIDLEY JR HIGH SCHO	50	48	48	53	53	53	53	54	54	54	54	54	31	31	31	
	GRIJALVA				53	53	53	53	54	54	54	54	54	31	31	31	
	HENRY SCHOOL				34	34	34	34	38	38	38	38	38	31	31	31	
	HOKOKAM	16	18	18	25	25	25	25	38	38	38	38	38	31	31	31	
	HOLLADAY SCHOOL	54	31	31	26	26	26	26	57	57	57	57	57	47	47	47	
	HOLLINGER SCHOOL				26	26	26	26	57	57	57	57	57	47	47	47	
	HONELL SCHOOL	62	50	50	38	38	38	38	45	45	45	45	45	23	23	23	
	HOMENSTINE	77	80	80	27	27	27	27	72	72	72	72	72	20	20	20	
	HUDLOW SCHOOL	68	38	38	53	53	53	53	34	34	34	34	34	23	23	23	
	HUGHES SCHOOL				53	53	53	53	34	34	34	34	34	23	23	23	
	JEFFERSON PARK SCHO	22	19	19	23	23	23	23	27	27	27	27	27	14	14	14	
	JUNIOR HIGH ACCOMM	71	51	51	60	60	60	60	55	55	55	55	55	47	47	47	
	KEEN SCHOOL	20	14	14	14	14	14	14	18	18	18	18	18	14	14	14	
	KELLOND SCHOOL				14	14	14	14	18	18	18	18	18	14	14	14	
	LAWRENCE SCHOOL				14	14	14	14	18	18	18	18	18	14	14	14	



ARIZONA PUPIL ACHIEVEMENT TESTING

MATHEMATICS

NATIONAL INDIVIDUAL PERCENTILE RANK

APRIL 1991

COUNTY	DISTRICT	SCHOOL	GRADE														
			ONE	TWO	THREE	FOUR	FIVE	SIX	SEVEN	EIGHT	NINE	TEN	ELEVEN	TWELVE			
NATIONAL		LINEMEAVER SCHOOL	52	50	51	51	51	50	48	48	48	49	49	50	49	48	48
STATEWIDE		LYNN SCHOOL	44	44	44	44	46	48	48	48	48	47	49	49	47	46	45
		LYONS SCHOOL	78	63	73	73	70	73	56	56	56	57	56	57	56		
		MAGEE JR HIGH SCHOOL	27	20	14	14	26	28	47	47	47	49	47	49	47		
		MAGEE JR HIGH SCHOOL	52	39	33	33	41	28	39	39	39	32	39	32	39		
		MALDONADO	43	32	36	36	30	30	39	39	39	49	47	49	47		
		MANZFELD JR HIGH SCH	53	24	18	18	28	25	43	43	43	32	39	32	39		
		MANZO SCHOOL	66	53	50	50	54	58	43	43	43	35	35	35	43		
		MARSHALL SCHOOL	22	21	22	22	26	26	31	31	31	31	31	31	31		
		MAXWELL JR HIGH SCHO	54	45	41	41	32	47	31	31	31	31	31	31	31		
		MENLO PARK SCHOOL	55	26	37	37	29	31	49	49	49	31	31	31	31		
		MILES ELC	52	10	18	18	22	22	32	32	32	31	31	31	31		
		MILLER SCHOOL	37	34	32	32	46	46	22	22	22	22	22	22	22		
		MISSION VIEW SCHOOL	8	17	8	8	34	34	59	59	59	31	31	31	31		
		MYERS SCHOOL															
		NAYLOR JR HIGH SCHOO															
		OCHOA SCHOOL															
		PALO VERDE HIGH SCHO															
		PISTOR JR HIGH SCHOO															
		PROJECT MORE															
		PROJECT PASS															
		PUEBLO															
		PUEBLO GARDENS	42	19	27	27	35	48	26	26	26	37	37	37	26	26	26
		REYNOLDS SCHOOL	58	42	51	51	46	49	43	43	43	26	26	26	43	43	43
		RICHEY SCHOOL	27	10	28	28	14	19	10	10	10	48	48	48	17	17	17
		RINCON	37	20	21	21	21	21	48	48	48	39	39	39	25	25	25
		ROBERTS SCHOOL	43	30	34	34	38	37	40	40	40	44	44	44	40	40	40
		ROBISON SCHOOL	73	60	46	46	52	63	10	10	10	59	59	59	65	65	65
		ROGERS SCHOOL	38	24	22	22	21	21	48	48	48	61	61	61	57	57	57
		ROSE SCHOOL	48	14	18	18	13	13	43	43	43	65	65	65	49	49	49
		ROSKRUGE SCHOOL	36	16	36	36	37	37	62	62	62	99	99	99	6	6	6
		SABINO HIGH SCHOOL															
		SAFFORD ELEM SCHOOL															
		SAFFORD JR HIGH SCHOOL															
		SAHUARO HIGH SCHOOL															
		SANTA RITA	62	39	39	39	43	48	35	35	35	43	43	43	51	51	51
		SCHUMAKER SCHOOL															
		SECRET JR HIGH SCHO															
		SENIOR HIGH ACCOMODA	66	61	55	55	47	43	62	62	62	99	99	99	6	6	6
		SEWELL SCHOOL	48	52	43	43	44	43	62	62	62	99	99	99	6	6	6
		SMITH SCHOOL															





ARIZONA PUPIL ACHIEVEMENT TESTING

MATHEMATICS NATIONAL INDIVIDUAL PERCENTILE RANK

APRIL 1991

COUNTY	DISTRICT	SCHOOL	GRADE													
			ONE	TWO	THREE	FOUR	FIVE	SIX	SEVEN	EIGHT	NINE	TEN	ELEVEN	TWELVE		
NATIONAL			52	52	50	51	51	51	51	51	51	50	48	49	49	50
STATEWIDE			44	55	44	44	46	48	48	48	48	48	48	47	49	45
		SOLENS TOM	64	64	52	43	48	48	49	49	45	51	18	14	17	
		STEELE SCHOOL	51	51	54	45	60	60	56	56	48	48	48	47	49	
		TEEN-AGE PARENT PROG	40	40	27	28	33	33	33	33	45	51	17	17	17	
		TOLSON SCHOOL														
		TOMSEND JR HIGH SCH														
		TRANSITION														
		TUCSON HIGH SCHOOL														
		TULLY SCHOOL														
		UNIVERSITY														
		UTTERBACK JR HIGH SC														
		VAIL JR HIGH SCHOOL														
		VAN BUSKIRK SCHOOL	38	38	24	28	20	20	26	26	41	46	46	45	45	
		VAN HORNE SCHOOL	65	65	69	59	43	43	59	59	67	65	65	67	67	
		VESEY SCHOOL	34	34	30	44	35	35	43	43	18	22	22	22	22	
		WAKEFIELD JR HIGH SC														
		WARREN SCHOOL	23	23	20	25	28	28	34	34	42	42	42	42	42	
		WHEELER SCHOOL	73	73	46	35	44	44	48	48	48	48	48	48	48	
		WHITE SCHOOL	44	44	27	41	25	25	41	41	65	67	67	67	67	
		WHITMORE SCHOOL	74	74	62	64	67	67	65	65	38	38	38	38	38	
		WRIGHT SCHOOL	56	56	27	34	35	35	38	38	63	63	63	63	63	
		WRIGHTSTOWN SCHOOL	69	69	62	61	72	72	63	63	48	48	48	48	48	
		VAIL ELEM DISTRICT	65	65	50	61	45	45	48	48	42	40	40	40	40	
		ACACIA ELEMENTARY	65	65	50	61	45	45	48	48	42	40	40	40	40	
		OLD VAIL MIDDLE														
		ZIMMERMAN ACCOM SCHL	67	67	17	33	33	33	33	33	42	42	42	42	42	
		ZIMMERMAN ACCOM**	67	67	17	33	33	33	33	33	42	42	42	42	42	
																396



ARIZONA PUPIL ACHIEVEMENT TESTING

MATHEMATICS NATIONAL INDIVIDUAL PERCENTILE RANK

APRIL 1991

COUNTY	DISTRICT	SCHOOL	GRADE														
			ONE	TWO	THREE	FOUR	FIVE	SIX	SEVEN	EIGHT	NINE	TEN	ELEVEN	TWELVE			
NATIONAL			52	52	50	51	51	51	51	51	51	50	48	48	49	49	50
STATEWIDE			44	55	44	44	46	46	48	48	48	48	48	48	47	49	45
PINAL				43	32	33	40	40	39	38	38	39	34	37	33	33	
		APACHE JUNCTION UNIF	60	60	39	47	58	58	49	45	45	46	42	50	38	38	
		APACHE JUNCTION H S		48	34	49	49	49	51	45	45	46					
		APACHE JUNCTION JHS		59	29	30	48	48	41								
		DESERT VISTA		59	62	60	72	72	53								
		FOUR PEAKS SCHOOL		86	38	53	62	62	56								
		GOLD CANYON															
		SUPERSTITION MTN															
		CASA GRANDE ELEM DIS	37	37	35	26	33	33	39	36	36	38					
		CASA GRANDE JHS		36	40	30	31	31	42	36	36	38					
		CHOLLA SCHOOL		41	38	33	36	36	36								
		COTTONWOOD SCHOOL		26	33	26	51	51	47								
		EVERGREEN SCHOOL		38	35	18	37	37	40								
		IRONWOOD SCHOOL		33	31	23	17	17	32								
		OCOTILLO SCHOOL		50	38	28	31	31	34								
		PALO VERDE SCHOOL		37	29	26	25	25	42								
		SAGUARO SCHOOL															
		CASA GRANDE UNION H.													35	39	35
		CASA GRANDE UNION													35	39	35
		COOLIDGE UNIFIED DIS	40	40	37	42	42	42	50	44	44	49	32	35	35	35	35
		COOLIDGE CENTRAL															
		COOLIDGE HIGH SCHOOL															
		NORTH SCHOOL															
		WEST SCHOOL		40	37	42	42	42	50	44	44	49	32	35	35	35	35
		ELOY ELEM DISTRICT		23	23	27	31	31	24	30	30	30					
		CURIEL SCHOOL		23	23	27	31	31	24	30	30	30					
		ELOY INTERMEDIATE		23	23	27	31	31	24	30	30	30					
		ELOY JUNIOR HIGH		23	23	27	31	31	24	30	30	30					398



ARIZONA PUPIL ACHIEVEMENT TESTING

MATHEMATICS NATIONAL INDIVIDUAL PERCENTILE RANK APRIL 1991

COUNTY	DISTRICT	SCHOOL	GRADE												
			ONE	TWO	THREE	FOUR	FIVE	SIX	SEVEN	EIGHT	NINE	TEN	ELEVEN	TWELVE	
NATIONAL			52	52	50	51	51	51	51	51	50	48	49	49	50
STATEWIDE			44	55	44	44	46	48	48	48	46	47	47	49	45
	FLORENCE UNIFIED DIS		49	49	36	38	42	31	35	44	39	32	24		
	FLORENCE ELEMENTARY		49	49	36	38	42	31	35	44	39	32	24		
	FLORENCE HIGH SCHOOL														
	FLORENCE MIDDLE														
	J O COMBS ELEM DISTR		51	51	27	36	34	52	26	47					
	J O COMBS SCHOOL		51	51	27	36	34	52	26	47					
	MANUETH SAN MANUEL U		52	52	24	26	43	35	43	37	29	34	28		
	AVENUE B SCHOOL														
	EL CAMINO ED CENTER		44	44	30	22	40	34	43	37	8	21	7		
	FIRST AVENUE SCHOOL		70	70	13	22	40	34	43	37	29	34	28		
	GARDNER MIDDLE														
	MANUETH SCHOOL														
	SAN MANUEL HIGH														
	MARICOPA UNIFIED DIS		47	47	38	42	44	31	32	43	29	36	36		
	MARICOPA HIGH SCHOOL														
	MARICOPA MIDDLE		47	47	38	42	44	31	32	43	29	36	36		
	MARICOPA SCHOOL														
	MARY C O'BRIEN ELEM		15	15	21	15	26	16	29	30					
	MARY C O'BRIEN		15	15	21	15	26	16	29	30					
	ORACLE ELEM DISTRICT		47	47	29	29	35	34	29	30					
	MOUNTAIN VISTA														
	ORACLE RIDGE		47	47	29	29	35	34	29	30					
	PICACHO ELEM DISTRICT		33	33	41	29	41	51	24	17					
	PICACHO SCHOOL		33	33	41	29	41	51	24	17					
															400



ARIZONA PUPIL ACHIEVEMENT TESTING

MATHEMATICS NATIONAL INDIVIDUAL PERCENTILE RANK

APRIL 1991

COUNTY	DISTRICT	SCHOOL	GRADE												
			ONE	TWO	THREE	FOUR	FIVE	SIX	SEVEN	EIGHT	NINE	TEN	ELEVEN	TWELVE	
NATIONAL			52	52	50	51	51	51	51	50	48	49	49	49	50
STATEWIDE			44	55	44	44	46	48	48	48	46	47	49	49	45
	RAY UNIFIED DISTRICT		52	52	30	25	38	46	46	46	38	38	34	34	
	RAY ELEMENTARY														
	RAY HIGH SCHOOL														
	RAY PRIMARY		52	52	30	25	38	46	46	46	38	38	34	34	
	RED ROCK ELEM DISTRI		74	74	29	41	38	37	42	52					
	RED ROCK SCHOOL		74	74	29	41	38	37	42	52					
	SACATON ELEM DISTRIC		39	39	30	27	17	16	24	16					
	SACATON ELEMENTARY														
	SACATON MIDDLE		39	39	30	27	17	16	24	16					
	SANTA CRUZ VLY U H S										22	29	19	19	
	SANTA CRUZ VALLEY HS										22	29	19	19	
	STANFIELD ELEM DISTR		28	28	23	29	29	29	31	33					
	STANFIELD SCHOOL		20	20	23	29	29	29	31	33					
	SUPERIOR UNIFIED DIS		47	47	17	33	43	43	37	41	33	33	33	33	
	KENNEDY SCHOOL														
	ROOSEVELT SCHOOL														
	SUPERIOR HIGH SCHOOL														
	TOLTEC ELEM DISTRICT		34	34	26	39	43	47	49	63	33	33	33	33	
	TOLTEC SCHOOL		34	34	26	39	43	47	49	63	33	33	33	33	
															402



ARIZONA PUPIL ACHIEVEMENT TESTING

MATHEMATICS NATIONAL INDIVIDUAL PERCENTILE RANK APRIL 1991

COUNTY	DISTRICT	SCHOOL	GRADE												
			ONE	TWO	THREE	FOUR	FIVE	SIX	SEVEN	EIGHT	NINE	TEN	ELEVEN	TWELVE	
NATIONAL			52	50	51	51	51	51	51	51	50	48	49	49	50
STATEWIDE			44	44	44	44	46	48	48	48	48	47	49	49	45
SANTA CRUZ			47	34	34	39	36	40	36	34	26	27	31	31	
		NOGALES UNIFIED DIST	42	35	37	37	35	40	36	32	25	26	31	31	
		A J MITCHELL SCHOOL	31	25	25	25	25	25	25						
		CHALLENGER	54	37	37	37	45								
		CORONADO ELEMENTARY	55	70	66	66	52								
		LINCOLN SCHOOL	43	32	42	42	32								
		MARY MELTY SCHOOL	30	23	25	25	25								
		NOGALES HIGH SCHOOL						35	34	26	25	26	31		
		PIERSON MIDDLE						44	37	36					
		MADE CARPENTER MID						45							
		PATAGONIA ELEM DISTR	69	31	42	42	40	45							
		PATAGONIA SCHOOL	69	31	42	42	40	45							
		PATAGONIA UNION HIGH							50	56	38	46	37		
		PATAGONIA H. S.							50	56	38	46	37		
		SANTA CRUZ ELEM DIST	44	53	58	58	51	48	39	59	38	46	37		
		SANTA CRUZ SCHOOL	44	53	58	58	51	48	39	59	38	46	37		
		SANTA CRUZ VALLEY UN	55	31	43	43	36	39	36	30	38	46	37		
		CALABASAS SCHOOL							36	30	38	46	37		
		MOUNTAIN VIEW SCHOOL							36	30	38	46	37		
		TUBAC SCHOOL	55	31	43	43	36	39	36	30	38	46	37		
		SONOITA ELEM DISTRICT	86	35	53	53	53	45	68	57					
		ELGIN SCHOOL	86	35	53	53	53	45	68	57					



ARIZONA PUPIL ACHIEVEMENT TESTING

MATHEMATICS NATIONAL INDIVIDUAL PERCENTILE RANK APRIL 1991

COURTY	DISTRICT	SCHOOL	GRADE													
			ONE	TWO	THREE	FOUR	FIVE	SIX	SEVEN	EIGHT	NINE	TEN	ELEVEN	TWELVE		
NATIONAL			52	50	51	51	51	51	51	51	51	50	48	49	49	50
STATEWIDE			44	44	44	44	44	44	44	44	44	48	48	47	47	49
YAVAPAI			57	49	45	45	48	48	52	52	49	46	47	53	53	45
ASH FORK UNIFIED DIS			73	15	49	49	31	31	44	44	39	40	40	55	50	50
ASH FORK HIGH SCHOOL			73	15	49	49	31	31	44	44	39	40	40	55	50	50
ASH FORK SCHOOL			69	39	50	50	37	37	40	40	43	47	47	36	36	36
BAGDAD UNIFIED DISTR			69	39	50	50	37	37	40	40	43	47	47	36	36	36
BAGDAD HIGH SCHOOL			49	39	38	38	42	42	54	54	43	43	43	53	53	53
DAVID C LINCOLN			49	39	38	38	42	42	54	54	43	43	43	53	53	53
BEAVER CREEK ELEM DI			49	39	38	38	42	42	54	54	43	43	43	53	53	53
BEAVER CREEK SCHOOL			45	47	42	42	41	41	48	48	36	36	36	50	50	43
CAMP VERDE UNIFIED D			45	47	42	42	41	41	48	48	36	36	36	50	50	43
CAMP VERDE H. S.			45	47	42	42	41	41	48	48	36	36	36	50	50	43
CAMP VERDE SCHOOL			35	38	32	32	55	55	60	60	63	63	63	63	63	63
CANON ELEM DISTRICT			35	38	32	32	55	55	60	60	63	63	63	63	63	63
CANON JHS			35	38	32	32	55	55	60	60	63	63	63	63	63	63
CANON SCHOOL			63	47	41	41	47	47	44	44	51	51	51	52	55	55
CHINO VALLEY UNIFIED			63	47	41	41	47	47	44	44	51	51	51	52	55	55
CHINO VALLEY HIGH			59	51	38	38	47	47	44	44	48	48	45	52	55	55
DEL RIO SCHOOL			59	51	38	38	47	47	44	44	48	48	45	52	55	55
HERITAGE MIDDLE			59	51	38	38	47	47	44	44	48	48	45	52	55	55
CLARKDALE-JEROME ELE			50	49	49	49	47	47	54	54	51	51	47	51	51	51
CLARKDALE-JEROME			41	52	43	43	45	45	54	54	51	51	47	51	51	51
COTTONWOOD OAK CRK ELE			41	52	43	43	45	45	54	54	51	51	47	51	51	51
COTTONWOOD			41	52	43	43	45	45	54	54	51	51	47	51	51	51
COTTONWOOD JHS			41	52	43	43	45	45	54	54	51	51	47	51	51	51

406



ARIZONA PUPIL ACHIEVEMENT TESTING

MATHEMATICS NATIONAL INDIVIDUAL PERCENTILE RANK

APRIL 1991

COUNTY	DISTRICT SCHOOL	GRADE														
		ONE	TWO	THREE	FOUR	FIVE	SIX	SEVEN	EIGHT	NINE	TEN	ELEVEN	TWELVE			
NATIONAL		52	50	51	51	51	51	51	51	51	51	50	48	49	49	50
STATEWIDE		44	44	44	44	46	44	44	48	48	48	48	46	47	49	45
	DR. DANIEL BRIGHT	49	50	53	53	47	53	47	59	48	54	48	46	47	49	45
	OAK CREEK SCHOOL	49	45	45	45	39	45	39	49	51	54	48	46	47	49	45
	WEST SEDONA SCHOOL	66	45	45	50	56	50	56	49	50	52	50				
	CROWN KING ELEM DIST	76	26	26		75		75								
	CROWN KING SCHOOL	76	26	26		75		75								
	HILLSIDE ELEM DISTRI	41	74	74	31	23	31	23	58							
	HILLSIDE SCHOOL	41	74	74	31	23	31	23	58							
	HUMBOLDT UNIFIED DIS	63	47	47	42	47	42	47	49	41	52	41	41	43	42	42
	BRADSHAW MOUNTAIN	89	49	49	47	54	47	54	46							
	BRADSHAW MOUNTAIN HS	61	50	50	32	47	32	47	50	41	52	41	41	43	42	42
	HUMBOLDT ELEMENTARY	54	44	44	48	46	48	46	48							
	LAKE VALLEY SCHOOL															
	MOUNTAIN VIEW															
	KIRKLAND ELEM DISTRI	41	25	25	29	22	29	22	18							
	KIRKLAND SCHOOL	41	25	25	29	22	29	22	18							
	MAYER UNIFIED DISTRI	66	52	52	56	52	56	52	49	47	49	41	41	52	28	28
	MAYER HIGH SCHOOL															
	MAYER SCHOOL	66	52	52	56	52	56	52	49	47	49	41	41	52	28	28
	MINGUS UNION H.S.															
	MINGUS UNION HIGH															
	PRESCOTT UNIFIED DIS	57	55	55	47	53	47	53	57	50	53	50	56	57	58	58
	ABIA JUDD	64	48	48	42	51	42	51	58	48	53	50	56	57	58	58
	DEXTER SCHOOL	38	47	47	43	33	43	33	36	48	53	48	56	57	58	58
	GRANITE MOUNTAIN JR															
	LINCOLN SCHOOL	54	50	50	56	58	56	58	57	50	53	50	56	57	58	58
	MILLER VALLEY SCHOOL	61	50	50	44	71	44	71	67	67	67	67	67	67	67	67



ARIZONA PUPIL ACHIEVEMENT TESTING

MATHEMATICS NATIONAL INDIVIDUAL PERCENTILE RANK APRIL 1991

COUNTY	DISTRICT	SCHOOL	GRADE														
			ONE	TWO	THREE	FOUR	FIVE	SIX	SEVEN	EIGHT	NINE	TEN	ELEVEN	TWELVE			
NATIONAL			52	52	50	51	51	51	50	50	51	50	48	49	49	50	50
STATEWIDE			44	55	44	44	46	48	48	48	48	48	46	47	49	45	45
		PRESCOTT HIGH SCHOOL	61	76	76	56	59	59	59	59	54	54	56	57	58		
		PRESCOTT JUNIOR HIGH	56	49	49	37	42	62	62	62							
		TAYLOR HICKS SCHOOL	56	17	17	32	59	40	40	27	27	19	36	35			
		WASHINGTON SCHOOL	56	17	17	32	59	40	40	27	27	19	36	35			
		SELIGMAN UNIFIED DIS	56	17	17	32	59	40	40	27	27	19	36	35			
		SELIGMAN HIGH SCHOOL	69	83	83	31	31	36	36								
		SELIGMAN SCHOOL	69	83	83	31	31	36	36								
		SKULL VALLEY ELEM DI	72	50	50	31	27	43	43								
		SKULL VALLEY SCHOOL	72	50	50	31	27	43	43								
		YARNELL ELEM DISTRIC	72	50	50	31	27	43	43								
		YARNELL SCHOOL	72	50	50	31	27	43	43								
																	410

409



ARIZONA PUPIL ACHIEVEMENT TESTING

MATHEMATICS NATIONAL INDIVIDUAL PERCENTILE RANK APRIL 1991

COUNTY	DISTRICT	SCHOOL	GRADE												
			ONE	TWO	THREE	FOUR	FIVE	SIX	SEVEN	EIGHT	NINE	TEN	ELEVEN	TWELVE	
NATIONAL			52	52	50	51	51	51	51	51	50	48	49	49	50
STATEWIDE			44	55	44	44	46	48	48	48	48	46	47	49	45
YUMA				39	31	32	34	37	36	36	34	32	32	35	
	ANTELOPE UNION H. S.														
	ANTELOPE UNION H. S.		44	44	38	35	41	41	41	41	41	41	41	26	26
	CRANE ELEM DISTRICT														
	CRANE JHS		50	50	48	36	43	38	41	41	41	41	41	23	23
	CRANE PUEBLO SCHOOL		47	47	36	31	40	37	43	43	43	43	43	34	34
	H L SUVERKRUP SCHOOL		27	27	24	27	34	39	52	52	29	29	29	45	45
	RANCHOVIEJO SCHOOL		64	64	52	54	56	53	41	41	29	29	29	29	29
	RONALD REAGAN FUND														
	GADSDEN ELEM DISTRICT		15	15	7	19	12	19	23	23	23	23	23	26	26
	GADSDEN SCHOOL														
	RIO COLORADO														
	HYDER ELEM DISTRICT		22	22	45	49	52	52	45	45	29	29	29	34	34
	DATLAND SCHOOL														
	MOHAWK VALLEY ELEM D		51	51	44	43	41	53	45	45	29	29	29	45	45
	MOHAWK VALLEY SCHOOL														
	SOMERTON ELEM DISTRI		33	33	25	24	25	33	29	29	20	20	20	29	29
	CARLISLE JHS														
	DESERT SONPRA INTER		26	26	52	21	24	33	29	29	20	20	20	30	30
	ORANGE GROVE		34	34	19	32	32	34	33	33	30	30	30	30	30
	SOMERTON PRIMARY														
	MELLTON ELEM DISTRICT		36	36	34	29	33	33	30	30	30	30	30	30	30
	MELLTON SCHOOL														

