

DOCUMENT RESUME

ED 357 678

HE 026 425

TITLE Information Digest of Postsecondary Education in Iowa. 1990-91.

INSTITUTION Iowa Coll. Student Aid Commission, Des Moines.

PUB DATE 92

NOTE 299p.; For the 1989-90 report, see HE 026 424. Printed on colored paper.

AVAILABLE FROM Iowa College Student Aid Commission, 201 Jewett Building, 914 Grand Avenue, Des Moines, IA 50309 (\$10).

PUB TYPE Statistical Data (110)

EDRS PRICE MF01/PC12 Plus Postage.

DESCRIPTORS Accreditation (Institutions); Budgeting; College Faculty; Degrees (Academic); Educational Finance; *Enrollment; *Expenditures; Graduate Study; Higher Education; Postsecondary Education; *State Colleges; Statistics; *Student Costs; *Student Financial Aid; Tables (Data); *Teacher Salaries; Tenured Faculty; Undergraduate Study; Universities


IDENTIFIERS *Iowa

ABSTRACT


This publication provides statistical data and charts concerning the status of Iowa colleges and universities for the 1990-91 academic year. Data are presented for the following categories: (1) student expenses; (2) the degrees and other formal awards conferred by each school; (3) faculty salaries and tenure; (4) school financial data; (5) student financial aid and expenses; and (6) enrollment. Additionally provided is a list of the colleges and universities located in the state along with a brief description of each institution including address, telephone number, county, congressional district, accrediting association, control, affiliation, and highest academic offering. (GLR)

* Reproductions supplied by EDRS are the best that can be made *
 * from the original document. *

INFORMATION DIGEST OF POSTSECONDARY EDUCATION IN IOWA 1990 - 91



IOWA COLLEGE
STUDENT AID
COMMISSION



PERMISSION TO REPRODUCE THIS
MATERIAL HAS BEEN GRANTED BY

Iowa Department of
Education

U.S. DEPARTMENT OF EDUCATION
Office of Educational Research and Improvement
EDUCATIONAL RESOURCES INFORMATION
CENTER (ERIC)

This document has been reproduced as
received from the person or organization
originating it.
Minor changes have been made to correct
reproduction quality.

TO THE EDUCATIONAL RESOURCES
INFORMATION CENTER (ERIC)

BEST COPY AVAILABLE

HE 826 425

**INFORMATION DIGEST
OF
POSTSECONDARY EDUCATION IN IOWA**

1990 - 91

IOWA COLLEGE STUDENT AID COMMISSION

**201 Jewett Building
914 Grand Avenue
Des Moines, IA 50309
Telephone (515) 281-3501**

Publication Date: 1992

CONTENTS

Preface.....	vii
Iowa College Student Aid Commission.....	ix
Directory of Iowa Colleges and Universities.....	1
Enrollments.....	13
Enrollment by Type of Institution.....	17
Full-Time Enrollment by Type of Institution.....	18
Part-Time Enrollment by Type of Institution.....	19
Enrollment by Status.....	20
Headcount Enrollment by Class and Level.....	23
Student Demographic Characteristics.....	26
Student Body Profile.....	29
Origin of First-Time Freshmen.....	33
Geographic Location of Alumni.....	37
Student Expenses.....	41
Summary of Average Student Expenses at Iowa Institutions Compared to National and Midwestern Averages.....	43
Typical Undergraduate Student Expenses.....	44
Degrees and Other Formal Awards Conferred.....	47
Degrees Conferred by Discipline.....	49
Degrees Conferred by Level.....	51
Faculty Salaries and Tenure.....	55
Average Faculty Salaries by Type of Iowa Institution.....	58
Average Faculty Salaries by Type of Iowa Institution Compared to National Averages.....	59
Faculty Tenure Status by Rank.....	60

CONTENTS (CONTINUED)

Faculty Salaries and Tenure (Continued)

Faculty Salary Information	
9-Month Faculty.....	63
Male.....	66
Female.....	69
12-Month Faculty.....	72
Male.....	75
Female.....	78
Faculty Demographic Characteristics.....	81
Full-Time Employee Demographic Characteristics.....	84
Full-Time Employees by Occupational Class.....	87

Financial Statistics..... 91

Current Funds Expenditures.....	94
Current Funds Revenues.....	106
Federal/State Revenues.....	111
Physical Plant Assets.....	114

Student Financial Aid.....117

Distribution of Student Aid by Source and Type of Institution.....	122
Employment for Students by Source, Type and Sector.....	123
Loans for Students by Source, Type and Sector.....	124
Non-Repayable Aid for Students by Source, Type and Sector.....	126
State of Iowa Financial Aid Expenditures by Program	
Part I.....	128
Part II.....	131
Part III.....	134
Work Study Summary and Other Student Employment Summary.....	137
Loans Summary.....	140
Scholarship and Grant Summary.....	143

GRAPHS

Sector Enrollment

Iowa Enrollment Summary.....	14
Iowa Undergraduate Enrollment Summary.....	15
Iowa Graduate Enrollment Summary.....	16
Origin of First-Time Freshmen.....	32
Location of Alumni.....	36

Student Expenses

Typical Undergraduate Student Expenses.....	42
---	----

Degrees Conferred.....	48
------------------------	----

Average Faculty Salaries

9-10 Month Contracts.....	56
11-12 Month Contracts.....	57

Current Revenues

Total.....	102
Regents.....	103
Four-Year Independent.....	104
Community Colleges.....	105

Total State Financial Aid

Trends.....	118
by Source.....	119
by Sector.....	120
by Type.....	121

PREFACE

This is the fourth edition of the Information Digest of Postsecondary Education in Iowa which replaced the Data Digest of Postsecondary Education in Iowa. The previous publication reported data beginning in 1975.

Data for this publication is drawn from a comprehensive database developed by Peat Marwick Main and Company as a result of the work done by a Task Force on Higher Education. The task force included representatives of the Iowa Department of Education, Iowa Association of Independent Colleges and Universities, State Board of Regents and the Iowa College Student Aid Commission.

Most of the information in this publication is drawn from the Integrated Postsecondary Education Data System (IPEDS), which is a nationwide study of postsecondary institutions carried out each year by the National Center for Education Statistics, United States Department of Education. The Iowa College Student Aid Commission coordinates the collection of IPEDS data from Iowa colleges and universities.

Some of the statistical data is obtained from sources other than IPEDS. Enrollment information is provided through an annual survey conducted by Jerald Dallam of the University of Iowa for the Iowa Coordinating Council for Post-High School Education, and through the Community Colleges Division of the Iowa Department of Education. Data on student fees and financial aid are compiled by the Iowa College Student Aid Commission staff.

The Iowa College Student Aid Commission is indebted to Dr. Robert Barak, Roger Foelske, and Dr. John Hartung, members of the Iowa Coordinating Council for Post-High School Education, Iowa financial aid administrators who worked with Commission staff to provide data on student aid resources; and to the many Iowa college and university staff members who provided the information for this publication.

The Commission is also indebted to members of the Technical Advisory Committee who have helped improve the accuracy and reliability of the data. Committee members are: Dr. Elizabeth Stanley, Iowa State University; Dr. Paul Butler-Malin, University of Northern Iowa; Pat Murphy, Kirkwood Community College; Don Porter, Iowa Western Community College; Jay Davidson, Iowa Association of Independent Colleges and Universities; and Dr. Ron Troyer, Drake University.

The Digest is distributed to executive offices and libraries of all postsecondary institutions in the state, to the Governor and Iowa Department of Revenue and Finance, to agencies concerned with education, to State Legislators, and Iowa Congressional delegates. Copies are available to the general public for a fee of \$10.

Efforts have been taken to provide complete and accurate information by having the data reviewed by officials from each institution before publication. For clarification or explanation of data presented in this publication, the Commission suggests that the reader consult with the appropriate administrative personnel at the individual institutions. Any comments or suggestions for improvement in the content or format of this report will be gratefully received by the Commission.

IOWA COLLEGE STUDENT AID COMMISSION

Robert E. Phipps, Fairfield	Chairman - Represents the General Public
Mary Jean Montgomery, Spencer	Vice Chair - Represents the General Public
John V. Hartung, Indianola	Secretary - Represents Iowa Independent Colleges and Universities
Denise Hill, Des Moines	Represents the Iowa Postsecondary Students
William L. Lepley, West Des Moines	Represents the Iowa Department of Education
John McDonald, Dallas Center	Represents the Iowa Student Loan Liquidity Corporation
Nancy C. Pellett, Atlantic	Represents the General Public
Charles N. Poncey, Ottumwa	Represents the Iowa House of Representatives
R. Wayne Richey, Des Moines	Represents the State Board of Regents
John B. Rigler, Muscatine	Represents Iowa Lending Institutions
Larry Murphy, Oelwein	Represents the Iowa Senate
Desna Wallin, Clinton	Represents Iowa Community Colleges

Gary W. Nichols, Executive Director
John W. Heisner, Director of Program Administration
Keith Greiner, Director of Research
Jana Cochrane, Research Associate

DIRECTORY OF IOWA COLLEGES AND UNIVERSITIES

Information in this section was obtained from the Integrated Postsecondary Education Data System (IPEDS) Institutional Characteristics form. The directory gives a brief description of each institution including, address, telephone number, county, congressional district, accrediting association, control, affiliation, and highest academic offering.

Institutions for which data is reported in this publication are included in this directory. Directory information for other Iowa educational institutions including cosmetology/barber, medical/technical, and career/technical schools is available from the Iowa College Student Aid Commission.

DIIRECTORY OF IOWA COLLEGES AND UNIVERSITIES

REGENTS INSTITUTIONS	COUNTY	CONG. DISTRICT	ACCRDG. ASSOC.*	CONTRDL AFFILIATION	CALENDAR SYSTEM	HIGHEST OFFERING	TYPES OF PROGRAMS
Iowa State University Ames, Iowa 50011 (515) 294-4111	Story	3	NCA	State	Semester	Ph.D.	Liberal Arts and General, Teacher Preparation, Pre-Professional Preparation, Master's, Specialist's, Doctoral
University of Iowa Iowa City, Iowa 52242 (319) 335-3500	Johnson	1	NCA	State	Semester	Ph.D.	Terminal Occupational Below the BA, Liberal Arts and General, Teacher Preparation, Professional Master's, Specialist's, Doctoral
University of Northern Iowa Cedar Falls, Iowa 50614 (319) 273-2311	Black Hawk	2	NCA	State	Semester	Ed.D.	Liberal Arts and General, Teacher Preparation, Pre-Professional Preparation, Master's, Specialist's, Doctoral
INDEPENDENT 4-YEAR INSTITUTIONS							
Briar Cliff College Sioux City, Iowa 51104 (712) 279-5321	Woodbury	5	NCA	Roman Catholic Nonprofit	3-3	BA	Liberal Arts and General, Teacher Preparation, Social Work, Nursing, Pre-Professional
Buena Vista College Storm Lake, Iowa 50588 (712) 749-2351	Buena Vista	5	NCA	Presbyterian Nonprofit	4-1-4	BA	Liberal Arts and General, Teacher Preparation
Central College (Central University of Iowa) Pella, Iowa 50219 (515) 628-9000	Marion	3	NCA	Reformed Church in America Nonprofit	Quarter	BA	Liberal Arts and General, Teacher Preparation
Clarke College Dubuque, Iowa 52001 (319) 588-6300	Dubuque	2	NCA	Roman Catholic Nonprofit	Semester	MA	Liberal Arts and General, Nursing, Teacher Preparation

DIRECTORY OF IOWA COLLEGES AND UNIVERSITIES

INDEPENDENT 4-YEAR INSTITUTIONS	COUNTY	CONG. DISTRICT	ACCRDG. ASSOC.*	CONTROL AFFILIATION	CALENDAR SYSTEM	HIGHEST OFFERING	TYPES OF PROGRAMS
Coe College Cedar Rapids, Iowa 52402 (319) 399-8000	Linn	1	NCA	Presbyterian Nonprofit	4-1-4	BA	Liberal Arts and General, Teacher Preparation
Cornell College Mt. Vernon, Iowa 52314 (319) 895-4000	Linn	1	NCA	United Methodist Nonprofit	One Course At A Time	BA	Liberal Arts and General, Teacher Preparation
Divine Word College Epworth, Iowa 52045 (319) 876-3353	Dubuque	2	NCA	Roman Catholic Nonprofit	Semester	BA	Liberal Arts and General
Dordt College Sioux Center, Iowa 51250 (712) 722-3771	Sioux	5	NCA	Christian Reformed Nonprofit	Semester	BA	Liberal Arts and General, Teacher Preparation
Drake University Des Moines, Iowa 50311 (515) 271-2011	Polk	4	NCA	Independent Nonprofit	Semester	Ph.D.	Liberal Arts and General, Teacher Preparation, Professional
Graceland College Lamoni, Iowa 50140 (515) 784-5000	Decatur	3	NCA	Reorganized Latter-Day Saints Nonprofit	4-1-4	BA	Liberal Arts and General, Teacher Preparation
Grand View College Des Moines, Iowa 50316 (515) 263-2800	Polk	4	NCA	Evangelical Lutheran Church of America Nonprofit	4-4	BA	Liberal Arts and General
Grinnell College Grinnell, Iowa 50112 (515) 269-4000	Poweshiek	3	NCA	Independent Nonprofit	Semester	BA	Liberal Arts and General, Teacher Preparation

DIRECTORY OF IOWA COLLEGES AND UNIVERSITIES

INDEPENDENT 4-YEAR INSTITUTIONS	COUNTY	CONG. DISTRICT	ACCRDG. ASSOC.*	CONTROL AFFILIATION	CALENDAR SYSTEM	HIGHEST OFFERING	TYPES OF PROGRAMS
Iowa Wesleyan College Mt. Pleasant, Iowa 52641 (319) 385-8021	Henry	3	NCA	United Methodist Nonprofit	4-1-4	BA	Liberal Arts and General, Teacher Preparation
Loras College Dubuque, Iowa 52001 (319) 588-7100	Dubuque	2	NCA	Roman Catholic Nonprofit	Semester	MA	Liberal Arts and General, Teacher Preparation
Luther College Decorah, Iowa 52101 (319) 387-2000	Winneshiek	2	NCA	Evangelical Lutheran Church in America Nonprofit	4-1-4	BA	Liberal Arts and General, Teacher Preparation
Maharishi International Univ. Fairfield, Iowa 52556 (515) 472-5031	Jefferson	3	NCA	Independent Nonprofit	Semester	Ph.D.	Liberal Arts and General, Teacher Preparation
Morningside College Sioux City, Iowa 51106 (712) 274-5000	Woodbury	5	NCA	United Methodist Nonprofit	Semester	MA	Liberal Arts and General, Teacher Preparation, Professional
Mount Mercy College Cedar Rapids, Iowa 52402 (319) 363-8213	Linn	1	NCA	Roman Catholic Nonprofit	4-1-4	MA	Liberal Arts and General, Teacher Preparation, Professional
Mount St. Clare College Clinton, Iowa 52732 (319) 242-4023	Clinton	1	NCA	Roman Catholic Nonprofit	Semester	BA	Liberal Arts and General, Business, Teacher Preparation, Clinical Cytotechnology, Pre-Professional
Northwestern College Orange City, Iowa 51041 (712) 737-4821	Sioux	5	NCA	Reformed Church in America Nonprofit	Semester	MA	Liberal Arts and General, Teacher Preparation



DIRECTORY OF IOWA COLLEGES AND UNIVERSITIES

INDEPENDENT 4-YEAR INSTITUTIONS	COUNTY	CONG. DISTRICT	ACCRDG. ASSOC.*	CONTROL AFFILIATION	CALENDAR SYSTEM	HIGHEST OFFERING	TYPES OF PROGRAMS
St. Ambrose University Davenport, Iowa 52803 (319) 383-8800	Scott	1	NCA	Roman Catholic Nonprofit	Semester	MA	Liberal Arts and General, Teacher Preparation, Professional
Simpson College Indianola, Iowa 50125 (515) 961-6251	Warren	3	NCA	United Methodist Nonprofit	4-4-1	BA	Liberal Arts and General, Teacher Preparation
Teikyo Marycrest University (Name changed December, 1990) Davenport, Iowa 52804 (319) 326-9512	Scott	1	NCA	Independent Nonprofit	Semester	MA	Liberal Arts and General, Teacher Preparation, Professional
Teikyo Westmar University (Name changed March, 1990) Le Mars, Iowa 51031 (712) 546-7081	Plymouth	5	NCA	Independent Nonprofit	Semester	BA	Liberal Arts and Sciences, Teacher Preparation
University of Dubuque Dubuque, Iowa 52001 (319) 589-3000	Dubuque	2	NCA	United Presbyterian Nonprofit	Semester	D.Min.	Liberal Arts and General, Teacher Preparation, Professional
Upper Iowa University Fayette, Iowa 52142 (319) 425-5200	Fayette	2	NCA	Independent Nonprofit	Semester	BA	Liberal Arts and General, Teacher Preparation
Wartburg College Waverly, Iowa 50677 (319) 352-8200	Bremer	2	NCA	Evangelical Lutheran Church of America Nonprofit	4-4-1	BA	Liberal Arts and General, Teacher Preparation
William Penn College Oskaloosa, Iowa 52577 (515) 673-1001	Mahaska	3	NCA	Friends Nonprofit	Semester	BA	Liberal Arts and General, Teacher Preparation

DIRECTORY OF IOWA COLLEGES AND UNIVERSITIES

COMMUNITY COLLEGES	COUNTY	CONG. DISTRICT	ACCRDG. ASSOC.*	CONTROL AFFILIATION	CALENDAR SYSTEM	HIGHEST OFFERING	TYPES OF PROGRAMS
Des Moines Area Community College Area XI			NCA	State/Local	Semester	Associate Degree	Terminal Occupational Below the BA Level, 2 Years Creditable Toward BA
Ankeny, Iowa 50021 ** (515) 964-6200	Polk	4					
Boone, Iowa 50036 (515) 432-7203	Boone	5					
Carroll, Iowa 51401 (712) 792-1755	Carroll	5					
Des Moines, Iowa 50314 (515) 244-4226	Polk	4					
Eastern Iowa Community College Area IX			NCA	State/Local	Semester	Associate Degree	Terminal Occupational Below the BA Level, 2 Years Creditable Toward BA
Clinton Community College Clinton, Iowa 52732 (319) 242-6841	Clinton	1					
Muscatine Community College Muscatine, Iowa 52761 (319) 263-8250	Muscatine	1					
Scott Community College Bettendorf, Iowa 52722 (319) 359-7531	Scott	1					
Administrative Headquarters* Davenport, Iowa 52801 (319) 322-5015	Scott	1					
Hawkeye Institute of Technology Area VII Waterloo, Iowa 50704 (319) 296-2320	Black Hawk	2	NCA	State/Local	Quarter	Associate Degree	Terminal Occupational Below the BA Level

DIRECTORY OF IOWA COLLEGES AND UNIVERSITIES

COMMUNITY COLLEGES	COUNTY	CONG. DISTRICT	ACCRDG. ASSOC.*	CONTROL AFFILIATION	CALENDAR SYSTEM	HIGHEST OFFERING	TYPES OF PROGRAMS
Indian Hills Community College Area XV	Appanoose	3	NCA	State/Local	Quarter	Associate Degree	Terminal Occupational Below the BA Level, 2 Years Creditable Toward BA
Centerville, Iowa 52544 (515) 856-2143							
Ottumwa, Iowa 52501 ** (515) 683-5111	Wapello	3					
Iowa Central Community College Area V	Wright	5	NCA	State/Local	Semester	Associate Degree	Terminal Occupational Below the BA Level, 2 Years Creditable Toward BA
Eagle Grove, Iowa 50533 (515) 448-4723							
Fort Dodge, Iowa 50501 ** (515) 576-7201	Webster	5					
Webster City, Iowa 50595 (515) 832-1632	Hamilton	5					
Iowa Lakes Community College Area III	Palo Alto	5	NCA	State/Local	Semester	2 but less than 4 years	Terminal Occupational Below the BA Level, 2 Years Creditable Toward BA
Emmetsburg, Iowa 50536 (712) 852-3554							
Estherville, Iowa 51334 ** (712) 362-2604	Emmet	5					
Iowa Valley Community College Area VI	Hardin	5	NCA	State/Local	Semester	Associate Degree	Terminal Occupational Below the BA Level, 2 Years Creditable Toward BA
Ellsworth Community College Iowa Falls, Iowa 50126 (515) 648-4611							
Marshalltown Community College ** Marshalltown, Iowa 50158 (515) 752-7106	Marshall	3					

DIRECTORY OF IOWA COLLEGES AND UNIVERSITIES

COMMUNITY COLLEGES	COUNTY	CONG. DISTRICT	ACCRDG. ASSOC. AFFILIATION	CONTROL AFFILIATION	CALENDAR SYSTEM	HIGHEST OFFERING	TYPES OF PROGRAMS
Iowa Western Community College Area XIII Clarinda, Iowa 51632 (712) 542-5117 Council Bluffs, Iowa 51502 ** (712) 325-3200	Page Pottawattamie	3 4	NCA	State/Local	Semester	2 but less than 4 years	Terminal Occupational Below the BA Level, 2 Years Creditable Toward BA
Kirkwood Community College Area X Cedar Rapids, Iowa 52406 (319) 398-5411	Linn	1	NCA	State/Local	Semester	2 but less than 4 years	Terminal Occupational Below the BA Level, 2 Years Creditable Toward BA
North Iowa Area Community College Area II Mason City, Iowa 50401 (515) 423-1264	Cerro Gordo	2	NCA	State/Local	Semester	Associate Degree	Terminal Occupational Below the BA Level, 2 Years Creditable Toward BA
Northeast Iowa Community College Area I Calmar, Iowa 52132 ** (319) 562-3263 Peosta, Iowa 52001 (319) 556-5110	Winneshiek Dubuque	2 2	NCA	State/Local	Quarter	2 but less than 4 yrs.	Terminal Occupational Below the BA Level, 2 Years Creditable toward BA
Northwest Iowa Technical College Area IV Sheldon, Iowa 51201 (712) 324-5061	O'Brien	5	NCA	State/Local	Quarter	2 but less than 4 yrs.	Terminal Occupational Below the BA Level, 2 Years Creditable Toward BA

32

33



DIRECTORY OF IOWA COLLEGES AND UNIVERSITIES

COMMUNITY COLLEGES	COUNTY	CONG. DISTRICT	ACCRDG. ASSOC.*	CONTROL AFFILIATION	CALENDAR SYSTEM	HIGHEST OFFERING	TYPES OF PROGRAMS
Southeastern Community College Area XVI Keokuk, Iowa 52632 (319) 524-3221	Lee	3	NCA	State/Local	Semester	2 but less than 4 yrs.	Terminal Occupational Below the BA Level, 2 Years Creditable Toward BA
West Burlington, Iowa 52655 ** (319) 752-2731	Des Moines	3					
Southwestern Community College Area XIV Creston, Iowa 50801 (515) 782-7081	Union	3	NCA	State/Local	Semester	Associate Degree	Terminal Occupational Below the BA Level, 2 Years Creditable Toward BA
Western Iowa Tech Comm. College Area XII Sioux City, Iowa 51102 (712) 274-6400	Woodbury	5	NCA	State/Local	Quarter	Associate Degree	Terminal Occupational Below the BA Level, 2 Years Creditable Toward BA
INDEPENDENT 2-YEAR/OTHER							
Allen Memorial Hospital School of Nursing Waterloo, Iowa 50703 (319) 235-3800	Black Hawk	2	DNUR	Independent Nonprofit	Semester	2 but less than 4 yrs.	Nursing
American Institute of Business Des Moines, Iowa 50321 (515) 244-4221	Polk	4	NCA	Independent Nonprofit	Quarter	Associate Degree	Occupational, 2 Years Creditable Toward BA
American Institute of Commerce Cedar Falls, Iowa 50613 (319) 277-0220	Black Hawk	2	AICS+	Independent	Quarter	Associate Degree	Business Related
Davenport, Iowa 52807 ** (319) 355-3500	Scott	1					

DIRECTORY OF IOWA COLLEGES AND UNIVERSITIES

INDEPENDENT 2-YEAR/OTHER	COUNTY	CONG. DISTRICT	ACCRDG. ASSOC.*	CONTROL AFFILIATION	CALENDAR SYSTEM	HIGHEST OFFERING	TYPES OF PROGRAMS
Faith Baptist Bible College Ankeny, Iowa 50021 (515) 964-0601	Polk	4	AABC+	Baptist Nonprofit	Semester	M.Div.	Professional, Teacher Preparation
Hamilton Business College Cedar Rapids, Iowa 52404 ** (319) 363-0481	Linn	1	AICS+	Independent	Quarter	Diploma	Business Related
Des Moines, Iowa 50310 (515) 279-0253	Polk	4					
Mason City, Iowa 50401 (515) 423-2530	Cerro Gordo	2					
Iowa Methodist School of Nursing Des Moines, Iowa 50309 (515) 241-5100	Polk	4	DNUR	United Methodist Nonprofit	Semester	2 but less than 4 yrs.	Nursing
Jennie Edmundson Memorial Hospital School of Nursing Council Bluffs, Iowa 51501 (712) 328-6010	Pottawattamie	4	DNUR	Independent Nonprofit	Semester	2 but less than 4 yrs.	Nursing
Mercy Hospital Medical Center School of Nursing Des Moines, Iowa 50314 (515) 247-3180	Polk	4	DNUR	Roman Catholic Nonprofit	Semester	2 but less than 4 yrs.	Nursing
Palmer College of Chiropractic Davenport, Iowa 52803 (319) 326-9600	Scott	1	NCA CCE	Independent Nonprofit	Trimester	DC	Professional

DIRECTORY OF IOWA COLLEGES AND UNIVERSITIES

INDEPENDENT 2-YEAR/OTHER	COUNTY	CONG. DISTRICT	ACCRDG. ASSOC.*	CONTROL AFFILIATION	CALENDAR SYSTEM	HIGHEST OFFERING	TYPES OF PROGRAMS
Spencer School of Business Spencer, Iowa 51301 (712) 262-7290	Clay	5	AICS+	Independent	Quarter	2 but less than 4 yrs.	Business Related
University of Osteopathic Medicine and Health Sciences Des Moines, Iowa 50312 (515) 271-1400	Polk	4	AOA NCA	Independent Nonprofit	Varied	DO -- DPH	Professional
Waldorf College Forest City, Iowa 50436 (515) 582-2450	Winnebago	5	NCA	Evangelical Lutheran Church in America Nonprofit	Semester	Associate Degree	2-Year Creditable Toward BA

* Accrediting Associations:

- AABC - American Association of Bible Colleges
- AICS - Association of Independent Colleges and Schools
- AOA - American Osteopathic Association
- ATS - Association of Theological Schools
- CCE - Council on Chiropractic Education
- DNUR - National League of Nursing, Inc.
- NCA - North Central Association of Colleges and Secondary Schools

** Administrative Headquarters

- + Approved Candidate for NCA Accreditation

ENROLLMENTS

The information in this section was compiled from the Iowa College and University Enrollment Report prepared annually by the University of Iowa for the Iowa Coordinating Council for Post-High School Education and from the Iowa Department of Education, Community Colleges Division.

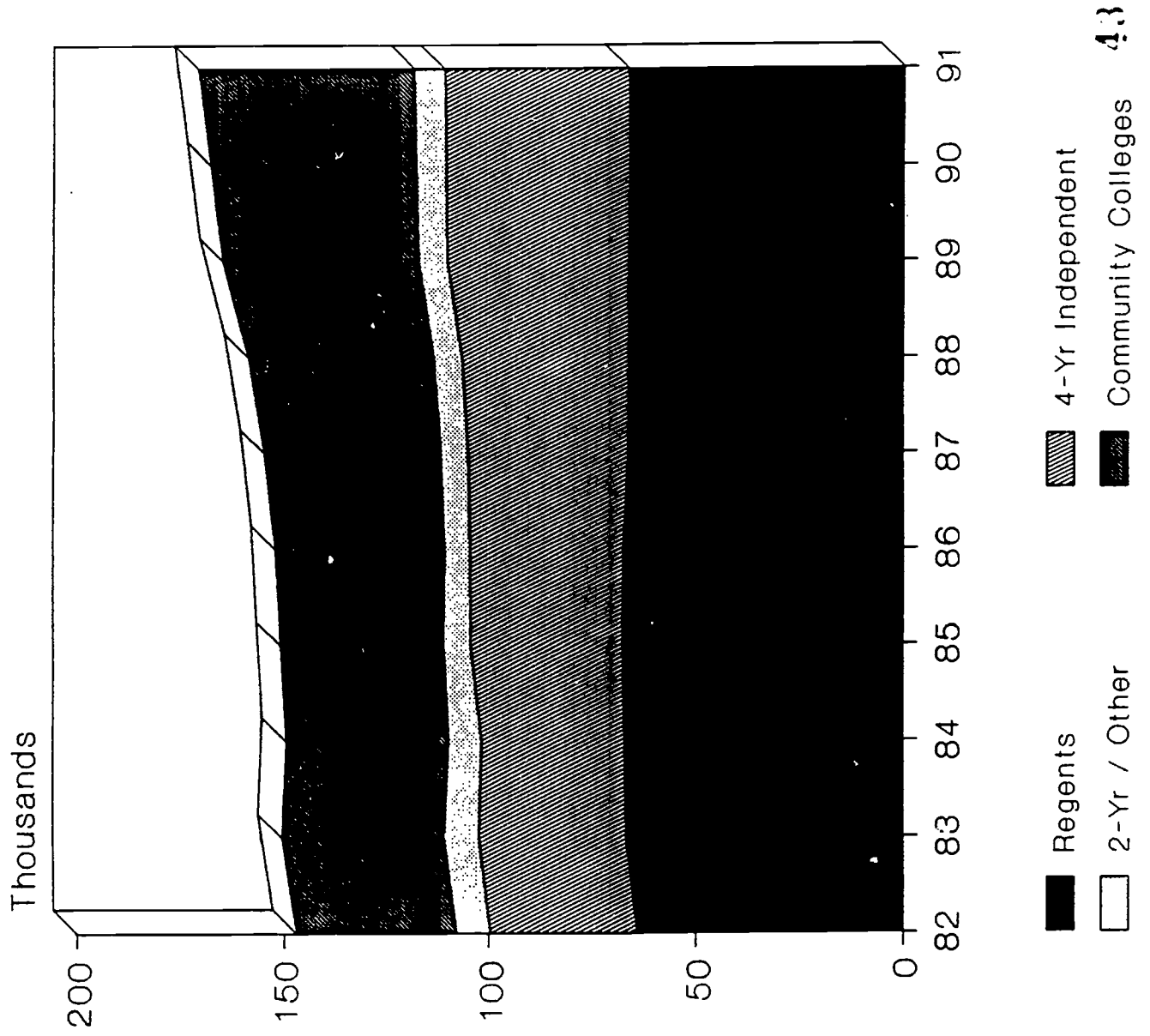
The tables in this section contain enrollment information including residency, gender, full- or part-time status, rank in class, and graduate or undergraduate status within each major sector and each institution.

This edition includes a new report which tabulates the origin of first-time freshmen students. This report is based upon data collected through the Integrated Postsecondary Education Data System (IPEDS) survey. This table presents two tabulations of students who have never attended a postsecondary institution before.

The table describing the geographic location of alumni includes data reported by schools based upon the best available alumni records. This includes reports from some institutions where records may have only a few years of data and institutions where records may date back as far as the 1920's.

IOWA ENROLLMENT SUMMARY

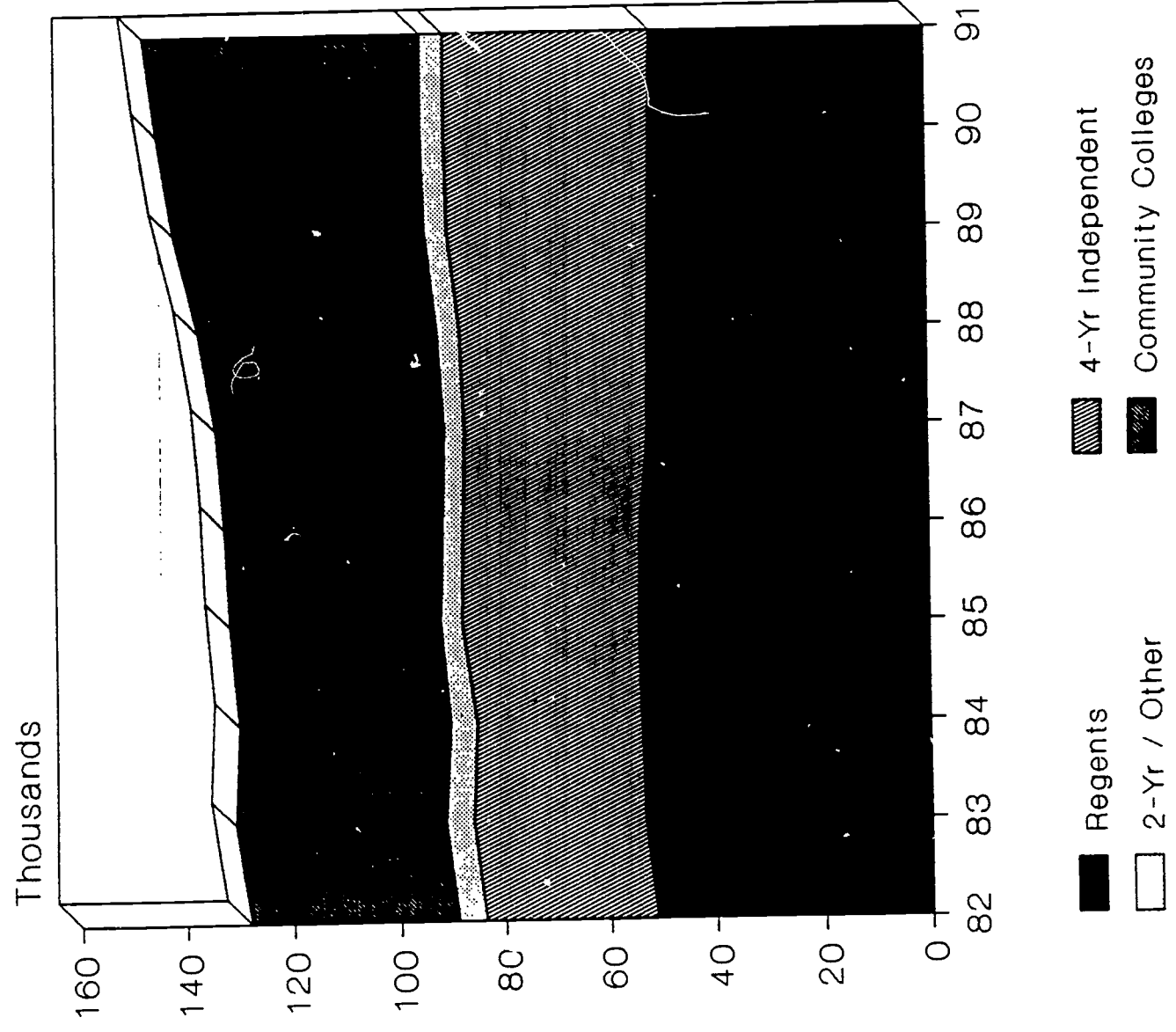
1982 - 1991



4.3


4.3

IOWA UNDERGRADUATE ENROLLMENT SUMMARY 1982 - 1991



45

IOWA GRADUATE ENROLLMENT SUMMARY 1982 - 1991



46

ENROLLMENT BY TYPE OF INSTITUTION
FROM FALL 1982 TO 1991

UNDERGRADUATE ENROLLMENT

	1982	1983	1984	1985 *	1986 *	1987 *	1988	1989	1990 **	1991	% CHANGE 1982-1991
REGENTS	51,094	53,259	53,952	54,347	53,917	52,413	52,270	51,989	51,627	51,450	0.70%
INDEPENDENT 4-YEAR	32,622	32,823	31,393	33,652	33,795	34,806	35,829	38,332	39,096	39,224	20.24%
INDEPENDENT 2-YEAR/OTHER	5,165	5,311	4,967	3,959	3,785	3,836	4,196	4,166	4,472	4,488	-13.11%
COMMUNITY COLLEGES	39,005	39,360	39,679	39,661	41,023	42,959	44,938	47,374	49,726	52,259	33.98%
UNDERGRADUATE TOTAL	127,886	130,753	129,991	131,619	132,510	134,014	137,233	141,851	144,921	147,421	15.28%

GRADUATE/PROFESSIONAL ENROLLMENT

	1982	1983	1984	1985 *	1986 *	1987 *	1988	1989	1990 **	1991	% CHANGE 1982-1991
REGENTS	12,940	13,564	13,242	13,347	13,595	13,858	13,880	14,221	14,395	14,844	14.71%
INDEPENDENT 4-YEAR	3,037	2,954	3,312	3,390	3,512	4,319	4,806	6,003	5,674	5,582	83.80%
PROFESSIONAL SCHOOLS	3,134	3,291	3,073	2,563	2,461	2,735	2,673	2,624	2,712	2,893	-7.69%
GRADUATE TOTAL	19,111	19,809	19,627	19,300	19,568	20,912	21,359	22,848	22,781	23,319	22.02%
GRAND TOTAL	146,997	150,562	149,618	150,919	152,078	154,926	158,592	164,709	167,702	170,740	16.15%

* Revised, July 1991

** Revised, August 1992

FULL-TIME ENROLLMENT BY TYPE OF INSTITUTION
FROM FALL 1982 TO 1991

UNDERGRADUATE ENROLLMENT

	1982	1983	1984	1985	1986	1987	1988	1989	1990 *	1991	% CHANGE 1982-1991
REGENTS	44,806	46,567	46,792	47,169	47,229	45,952	46,055	46,072	45,727	45,379	1.28%
INDEPENDENT 4-YEAR	26,130	26,457	25,251	26,781	26,823	27,712	28,318	29,550	29,882	30,046	14.99%
INDEPENDENT 2-YEAR/OTHER	4,573	4,620	4,416	3,635	3,398	3,262	3,609	3,485	3,650	3,479	-23.92%
COMMUNITY COLLEGES	26,622	26,318	25,992	25,667	26,196	26,596	27,305	28,672	29,304	30,118	13.13%
UNDERGRADUATE TOTAL	102,131	103,962	102,451	103,252	103,646	103,522	105,287	107,779	108,563	109,022	6.75%

GRADUATE/PROFESSIONAL ENROLLMENT

	1982	1983	1984	1985	1986	1987	1988	1989	1990 *	1991	% CHANGE 1982-1991
REGENTS	8,151	8,324	8,120	8,016	8,345	8,497	8,238	8,626	8,575	8,698	6.71%
INDEPENDENT 4-YEAR	904	950	918	915	882	875	926	1,114	1,058	956	5.75%
PROFESSIONAL SCHOOLS	2,964	3,035	2,897	2,436	2,282	2,558	2,555	2,478	2,551	2,705	-8.74%
GRADUATE TOTAL	12,019	12,309	11,935	11,367	11,509	11,930	11,719	12,218	12,184	12,359	2.83%
GRAND TOTAL	114,150	116,271	114,386	114,619	115,155	115,452	117,006	119,997	120,747	121,381	6.33%

* Revised, August 1992

PART-TIME ENROLLMENT BY TYPE OF INSTITUTION
FROM FALL 1982 TO 1991

UNDERGRADUATE ENROLLMENT

	1982	1983	1984	1985	1986	1987	1988	1989	1990	1991	% CHANGE 1982-1991
REGENTS	6,288	6,692	7,160	7,178	6,688	6,461	6,215	5,917	5,900	6,071	-3.45%
INDEPENDENT 4-YEAR	6,492	6,366	6,142	6,871	6,962	7,094	7,511	8,782	9,214	9,178	41.37%
INDEPENDENT 2-YEAR/OTHER	592	691	551	324	387	574	587	681	822	1,009	70.44%
COMMUNITY COLLEGES	12,383	13,042	13,687	13,994	14,827	16,363	17,633	18,702	20,422	22,141	78.80%
UNDERGRADUATE TOTAL	25,755	26,791	27,540	28,367	28,864	30,492	31,946	34,082	36,358	38,399	49.07%

GRADUATE/PROFESSIONAL ENROLLMENT

	1982	1983	1984	1985	1986	1987	1988	1989	1990	1991	% CHANGE 1982-1991
REGENTS	4,789	5,240	5,122	5,331	5,250	5,361	5,642	5,595	5,820	6,146	28.34%
INDEPENDENT 4-YEAR	2,133	2,004	2,394	2,475	2,630	3,444	3,880	4,889	4,616	4,626	116.88%
PROFESSIONAL SCHOOLS	170	256	176	127	179	177	118	146	161	188	10.59%
GRADUATE TOTAL	7,092	7,500	7,692	7,933	8,059	8,982	9,640	10,630	10,597	10,960	54.54%
GRAND TOTAL	32,847	34,291	35,232	36,300	36,923	39,474	41,586	44,712	46,955	49,359	50.27%

ENROLLMENT BY STATUS
FALL-1991

Institution	UNDERGRADUATE		GRADUATE		PROFESSIONAL		UNCLASSIFIED		TOTAL		GRAND TOTAL	
	FULL	PART	FULL	PART	FULL	PART	FULL	PART	FULL	PART	ALL	STUDENTS
	TIME	TIME	TIME	TIME	TIME	TIME	TIME	TIME	TIME	TIME		
IOWA STATE UNIVERSITY	18,818	1,385	2,399	1,996	312	3	134	203	21,663	3,587	25,250	
UNIVERSITY OF IOWA	15,837	2,236	3,323	3,391	2,227	23	140	704	21,527	6,354	27,881	
UNIVERSITY OF NORTHERN IOWA	10,424	1,370	437	733	0	0	26	173	10,887	2,276	13,163	
Regents' Universities Total	45,079	4,991	6,159	6,120	2,539	26	300	1,080	54,077	12,217	66,294	
BRIAR CLIFF COLLEGE	764	326	0	0	0	0	0	0	764	326	1,090	
BUENA VISTA COLLEGE	1,826	311	0	0	0	0	32	71	1,858	382	2,240	
CENTRAL COLLEGE (C.U.I.)	1,573	17	0	0	0	0	3	14	1,576	31	1,607	
CLARKE COLLEGE	533	121	1	19	0	0	2	236	536	376	912	
COE COLLEGE	910	196	0	0	0	0	75	67	985	263	1,248	
CORNELL COLLEGE	1,096	8	0	0	0	0	5	2	1,101	10	1,111	
DIVINE WORD COLLEGE	41	1	0	0	0	0	19	2	60	3	63	
DORDT COLLEGE	980	24	0	0	0	0	7	35	987	59	1,046	
DRAKE UNIVERSITY	3,484	457	58	3,171	541	28	53	304	4,136	3,960	8,096	
GRACELAND COLLEGE	897	1,191	0	0	0	0	0	309	897	1,500	2,397	
GRAND VIEW COLLEGE	1,031	424	0	0	0	0	0	0	1,031	424	1,455	
GRINNELL COLLEGE	1,291	0	0	0	0	0	7	18	1,298	18	1,316	
IOWA WESLEYAN COLLEGE	544	70	8	17	0	0	10	326	562	413	975	
LORAS COLLEGE	1,507	133	1	68	0	0	34	82	1,542	283	1,825	
LUTHER COLLEGE	2,250	0	0	0	0	0	28	72	2,278	72	2,350	
MAHARISHI INTERNATIONAL U.	345	10	242	46	0	0	93	43	680	99	779	
MORNINGSIDE COLLEGE	971	132	4	88	0	0	9	120	984	340	1,324	
MOUNT MERCY COLLEGE	925	443	0	0	0	0	8	147	933	590	1,523	
MOUNT ST. CLARE COLLEGE	212	61	0	0	0	0	1	35	213	96	309	
NORTHWESTERN COLLEGE	954	23	0	15	0	0	14	30	968	68	1,036	
SAINT AMBROSE UNIVERSITY	1,228	361	55	657	0	0	17	116	1,300	1,134	2,434	
SIMPSON COLLEGE	1,089	367	0	0	0	0	7	289	1,096	656	1,752	
TEIKYO MARYCREST UNIVERSITY	577	320	2	370	0	0	22	166	601	856	1,457	
TEIKYO WESTMAR UNIVERSITY	590	145	0	0	0	0	1	18	591	163	754	
UNIVERSITY OF DUBUQUE	672	148	44	147	0	0	3	31	719	326	1,045	

Source: Iowa College Enrollment Report and Community College Enrollment Report.

ENROLLMENT BY STATUS
FALL - 1991

Institution	UNDERGRADUATE		GRADUATE		PROFESSIONAL		UNCLASSIFIED		TOTAL		GRAND TOTAL	
	FULL TIME	PART TIME	FULL TIME	PART TIME	FULL TIME	PART TIME	FULL TIME	PART TIME	FULL TIME	PART TIME	ALL STUDENTS	STUDENTS
UPPER IOWA UNIVERSITY	1,286	1,049	0	0	0	0	49	105	1,335	1,154	2,489	
WARTBURG COLLEGE	1,330	36	0	0	0	0	11	76	1,341	112	1,453	
WILLIAM PENN COLLEGE	629	18	0	0	0	0	1	72	630	90	720	
Independent 4-Yr. Total	29,535	6,392	415	4,598	541	28	511	2,786	31,002	13,804	44,806	
DES MOINES AREA COMM COLLEGE	4,711	6,329	0	0	0	0	0	0	4,711	6,329	11,040	
EASTERN IOWA COMMUNITY COLLEGE	2,941	3,079	0	0	0	0	0	0	2,941	3,079	6,020	
HAWKEYE INST TECHNOLOGY	1,405	433	0	0	0	0	0	0	1,405	433	1,838	
INDIAN HILLS COMMUNITY COLLEGE	2,343	833	0	0	0	0	0	0	2,343	833	3,176	
IOWA CENTRAL COMMUNITY COLLEGE	1,513	775	0	0	0	0	0	0	1,513	775	2,288	
IOWA LAKES COMMUNITY COLLEGE	1,266	307	0	0	0	0	0	0	1,266	307	1,573	
IOWA VALLEY COMMUNITY COLLEGE	1,517	671	0	0	0	0	0	0	1,517	671	2,188	
IOWA WESTERN COMMUNITY COLLEGE	1,859	1,668	0	0	0	0	0	0	1,859	1,668	3,527	
KIRKWOOD COMMUNITY COLLEGE	5,002	4,232	0	0	0	0	0	0	5,002	4,232	9,234	
NORTH IOWA AREA COMM COLLEGE	2,009	991	0	0	0	0	0	0	2,009	991	3,000	
NORTHEAST IOWA COMMUNITY COLLEGE	1,207	622	0	0	0	0	0	0	1,207	622	1,829	
NORTHWEST IOWA TECH COLLEGE	449	104	0	0	0	0	0	0	449	104	553	
SOUTHEASTERN COMMUNITY COLLEGE	1,712	1,099	0	0	0	0	0	0	1,712	1,099	2,811	
SOUTHWESTERN COMMUNITY COLLEGE	800	354	0	0	0	0	0	0	800	354	1,154	
WESTERN IOWA TECH	1,384	644	0	0	0	0	0	0	1,384	644	2,028	
Community Colleges Total	30,118	22,141	0	0	0	0	0	0	30,118	22,141	52,259	
ALLEN MEMORIAL NURSING SCHOOL	67	17	0	0	0	0	0	0	67	17	84	
AMERICAN INSTITUTE OF BUSINESS	704	336	0	0	0	0	0	0	704	336	1,040	
AMERICAN INSTITUTE OF COMMERCE	542	298	0	0	0	0	0	0	542	298	840	
FAITH BAPTIST BIBLE COLLEGE	215	19	6	10	10	8	0	7	231	44	275	
HAMILTON BUSINESS COLLEGE	298	50	0	0	0	0	295	71	583	121	704	
IOWA METHODIST NURSING SCHOOL	222	18	0	0	0	0	0	0	222	18	240	
JENNIE EDMUNDSON NURSING SCHOOL	92	0	0	0	0	0	0	0	92	0	92	

Source: Iowa College Enrollment Report and Community College Enrollment Report.

57

ENROLLMENT BY STATUS
FALL-1991

Institution	UNDERGRADUATE		GRADUATE		PROFESSIONAL		UNCLASSIFIED		TOTAL		GRAND TOTAL	
	FULL TIME	PART TIME	FULL TIME	PART TIME	FULL TIME	PART TIME	FULL TIME	PART TIME	FULL TIME	PART TIME	ALL STUDENTS	STUDENTS
MERCY HOSPITAL NURSING SCHOOL	215	4	0	0	0	0	0	0	215	4	219	
PALMER COLLEGE OF CHIROPRACTIC	0	0	9	0	1,606	87	0	0	1,615	87	1,702	
SAINT LUKE'S SCHOOL OF NURSING	125	15	0	0	0	0	0	0	125	15	140	
SPENCER SCHOOL OF BUSINESS	97	54	0	0	0	0	0	0	97	54	151	
U. OF OSTEOPATHIC MEDICINE	46	0	74	73	1,000	10	63	35	1,183	118	1,301	
WALDORF COLLEGE	486	0	0	0	0	0	22	85	508	85	593	
Independent 2-Yr./Other	3,099	811	89	83	2,616	105	380	198	6,184	1,197	7,381	
TOTAL	107,831	34,335	6,663	10,801	5,696	159	1,191	4,064	121,381	49,359	170,740	

Source: Iowa College Enrollment Report and Community College Enrollment Report.

HEADCOUNT ENROLLMENT BY CLASS AND LEVEL
FALL 1991

Institution	U N D E R G R A D U A T E				Total	GRADUATE & PROFESSIONAL			All*	TOTAL
	Frosh	Soph	Junior	Senior		Grad	Prof	Total		
IOWA STATE UNIVERSITY	5,280	4,220	4,810	5,893	20,203	4,395	315	4,710	337	25,250
UNIVERSITY OF IOWA	4,421	4,024	4,690	4,938	18,073	6,714	2,250	8,964	844	27,881
UNIVERSITY OF NORTHERN IOWA	3,026	2,541	3,045	3,182	11,794	1,170	0	1,170	199	13,163
Regents' Universities Total	12,727	10,785	12,545	14,013	50,070	12,279	2,565	14,844	1,380	66,294
BRIAR CLIFF COLLEGE	438	277	192	183	1,090	0	0	0	0	1,090
BUENA VISTA COLLEGE	294	210	854	779	2,137	0	0	0	103	2,240
CENTRAL COLLEGE (C.U.I.)	443	405	392	350	1,590	0	0	0	17	1,607
CLARKE COLLEGE	191	176	127	160	654	20	0	20	238	912
COE COLLEGE	302	298	277	229	1,106	0	0	0	142	1,248
CORNELL COLLEGE	305	267	252	280	1,104	0	0	0	7	1,111
DIVINE WORD COLLEGE	11	11	5	15	42	0	0	0	21	63
DOROT COLLEGE	311	268	228	197	1,004	0	0	0	42	1,046
DRAKE UNIVERSITY	1,007	832	971	1,131	3,941	3,229	569	3,798	357	8,096
GRACELAND COLLEGE	344	659	525	560	2,088	0	0	0	309	2,397
GRAND VIEW COLLEGE	806	176	182	291	1,455	0	0	0	0	1,455
GRINNELL COLLEGE	340	344	309	298	1,291	0	0	0	25	1,316
IOWA WESLEYAN COLLEGE	154	137	166	157	614	25	0	25	336	975
LORAS COLLEGE	399	472	361	408	1,640	69	0	69	116	1,825
LUTHER COLLEGE	640	526	539	545	2,250	0	0	0	100	2,350
MAHARISHI INTERNATIONAL U.	153	89	66	47	355	288	0	288	136	779
MORNINGSIDE COLLEGE	350	264	236	253	1,103	92	0	92	129	1,324
MOUNT MERCY COLLEGE	292	213	398	465	1,368	0	0	0	155	1,523
MOUNT ST. CLARE COLLEGE	103	38	71	61	273	0	0	0	36	309
NORTHWESTERN COLLEGE	262	306	199	210	977	15	0	15	44	1,036
SAINT ANBROSE UNIVERSITY	453	288	435	413	1,589	712	0	712	133	2,434
SIMPSON COLLEGE	384	379	348	345	1,456	0	0	0	296	1,752
TEIKYO MARYCREST UNIVERSITY	233	159	258	247	897	372	0	372	188	1,457
TEIKYO WESTMAR UNIVERSITY	288	202	130	115	735	0	0	0	19	754

Source: Iowa College Enrollment Report and Community College Enrollment Report

*Unclassified Students

HEADCOUNT ENROLLMENT BY CLASS AND LEVEL
FALL 1991

Institution	U N D E R G R A D U A T E					GRADUATE & PROFESSIONAL			All* Other	TOTAL
	Fresh	Soph	Junior	Senior	Total	Grad	Prof	Total		
UNIVERSITY OF DUBUQUE	216	200	199	205	820	191	0	191	34	1,045
UPPER IOWA UNIVERSITY	467	407	785	676	2,335	0	0	0	154	2,489
WARTBURG COLLEGE	413	320	360	273	1,366	0	0	0	87	1,453
WILLIAM PENN COLLEGE	196	109	158	184	647	0	0	0	73	720
Independent 4-Yr. Total	9,795	8,032	9,023	9,077	35,927	5,013	569	5,582	3,297	44,806
DES MOINES AREA COMM COLLEGE	9,199	1,841	0	0	11,040	0	0	0	0	11,040
EASTERN IOWA COMMUNITY COLLEGE	4,293	1,727	0	0	6,020	0	0	0	0	6,020
HAWKEYE INST TECHNOLOGY	1,344	494	0	0	1,838	0	0	0	0	1,838
INDIAN HILLS COMMUNITY COLLEGE	2,032	1,144	0	0	3,176	0	0	0	0	3,176
IOWA CENTRAL COMMUNITY COLLEGE	1,426	862	0	0	2,288	0	0	0	0	2,288
IOWA LAKES COMMUNITY COLLEGE	1,017	556	0	0	1,573	0	0	0	0	1,573
IOWA VALLEY COMMUNITY COLLEGE	1,377	811	0	0	2,188	0	0	0	0	2,188
IOWA WESTERN COMMUNITY COLLEGE	2,624	903	0	0	3,527	0	0	0	0	3,527
KIRKWOOD COMMUNITY COLLEGE	5,787	3,447	0	0	9,234	0	0	0	0	9,234
NORTH IOWA AREA COMM COLLEGE	1,976	1,024	0	0	3,000	0	0	0	0	3,000
NORTHEAST IOWA COMMUNITY COLLEGE	1,427	402	0	0	1,829	0	0	0	0	1,829
NORTHWEST IOWA TECH COLLEGE	451	102	0	0	553	0	0	0	0	553
SOUTHEASTERN COMMUNITY COLLEGE	1,755	1,056	0	0	2,811	0	0	0	0	2,811
SOUTHWESTERN COMMUNITY COLLEGE	865	289	0	0	1,154	0	0	0	0	1,154
WESTERN IOWA TECH	1,556	472	0	0	2,028	0	0	0	0	2,028
Community Colleges Total	37,129	15,130	0	0	52,259	0	0	0	0	52,259
ALLEN MEMORIAL NURSING SCHOOL	37	0	22	25	84	0	0	0	0	84
AMERICAN INSTITUTE OF BUSINESS	657	383	0	0	1,040	0	0	0	0	1,040
AMERICAN INSTITUTE OF COMMERCE	636	204	0	0	840	0	0	0	0	840
FAITH BAPTIST BIBLE COLLEGE	85	45	44	60	234	16	18	34	7	275
HAMILTON BUSINESS COLLEGE	338	0	0	0	338	0	0	0	366	704

Source: Iowa College Enrollment Report and Community College Enrollment Report
*Unclassified Students

62

63



HEADCOUNT ENROLLMENT BY CLASS AND LEVEL
FALL 1991

Institution	U N D E R G R A D U A T E					GRADUATE & PROFESSIONAL			All*	
	Frosh	Soph	Junior	Senior	Total	Grad	Prof	Total	Other	TOTAL
IOWA METHODIST NURSING SCHOOL	107	0	78	55	240	0	0	0	0	240
JENNIE EDMUNDSON NURSING SCHOOL	37	0	29	26	92	0	0	0	0	92
MERCY HOSPITAL NURSING SCHOOL	110	0	65	44	219	0	0	0	0	219
PALMER COLLEGE OF CHIROPRACTIC	0	0	0	0	0	9	1,693	1,702	0	1,702
SAINT LUKE'S SCHOOL OF NURSING	58	0	51	31	140	0	0	0	0	140
SPENCER SCHOOL OF BUSINESS	140	11	0	0	151	0	0	0	0	151
U. OF OSTEOPATHIC MEDICINE	0	0	23	23	46	147	1,010	1,157	98	1,301
WALDORF COLLEGE	281	205	0	0	486	0	0	0	107	593
Independent 2-Yr./Other Total	2,486	848	312	264	3,910	172	2,721	2,893	578	7,381
TOTAL	62,137	34,795	21,880	23,354	142,166	17,464	5,855	23,319	5,255	170,740

Source: Iowa College Enrollment Report and Community College Enrollment Report
*Unclassified Students

STUDENT DEMOGRAPHIC CHARACTERISTICS
FALL 1991

Institution	T O T A L		G E N D E R		R E S I D E N C E	
	1990	1991	Male %	Female %	Resident %	Non-Resident %
IOWA STATE UNIVERSITY	25,339	25,250	58.8	41.2	73.9	26.1
UNIVERSITY OF IOWA	28,045	27,881	49.8	50.2	67.1	32.9
UNIVERSITY OF NORTHERN IOWA	12,638	13,163	42.8	57.2	95.9	4.1
Regents' Universities Total	66,022	66,294	51.9	48.1	75.4	24.6
BRIAR CLIFF COLLEGE	1,131	1,090	31.4	68.6	80.1	19.9
BUENA VISTA COLLEGE	2,332	2,240	39.9	60.1	89.2	10.8
CENTRAL COLLEGE (C.U.I.)	1,694	1,607	41.6	58.4	74.9	25.1
CLARKE COLLEGE	876	912	30.0	70.0	76.6	23.4
COE COLLEGE	1,250	1,248	47.8	52.2	68.3	31.7
CORNELL COLLEGE	1,140	1,111	45.7	54.3	29.3	70.7
DIVINE WORD COLLEGE	58	63	96.8	3.2	23.8	76.2
DORDT COLLEGE	1,054	1,046	50.0	50.0	39.8	60.2
DRAKE UNIVERSITY	8,029	8,096	36.1	63.9	53.5	46.5
GRACELAND COLLEGE	2,370	2,397	23.8	76.2	16.4	83.6
GRAND VIEW COLLEGE	1,420	1,455	40.1	59.9	93.3	6.7
GRINNELL COLLEGE	1,281	1,316	48.7	51.3	17.3	82.7
IOWA WESLEYAN COLLEGE	914	975	40.0	60.0	79.8	20.2
LORAS COLLEGE	1,905	1,825	50.6	49.4	55.8	44.2
LUTHER COLLEGE	2,265	2,350	41.3	58.7	37.4	62.6
MAHARISHI INTERNATIONAL U.	732	779	52.5	47.5	22.8	77.2
MORNINGSIDE COLLEGE	1,366	1,324	38.4	61.6	82.8	17.2
MOUNT MERCY COLLEGE	1,529	1,523	34.8	65.2	97.2	2.8
MOUNT ST. CLARE COLLEGE	325	309	32.7	67.3	68.0	32.0
NORTHWESTERN COLLEGE	1,064	1,036	43.1	56.9	71.8	28.2
SAINT AMBROSE UNIVERSITY	2,323	2,434	50.3	49.7	72.1	27.9
SIMPSON COLLEGE	1,735	1,752	43.8	56.2	95.1	4.9
TEIKYO MARYCREST UNIVERSITY	1,804	1,457	26.4	73.6	72.9	27.1
TEIKYO WESTHAR UNIVERSITY	658	754	62.9	37.1	42.6	57.4
UNIVERSITY OF DUBUQUE	1,123	1,045	53.1	46.9	47.2	52.8

Source: Iowa College Enrollment Report and Community College Enrollment Report



STUDENT DEMOGRAPHIC CHARACTERISTICS
FALL 1991

Institution	T O T A L		G E N D E R		R E S I D E N C E			
	1990	1991	Male	Female	Resident	% Non-Resident	%	
			%	%	%			
UPPER IOWA UNIVERSITY	2,215	2,489	1,140	1,349	54.8	1,843	74.0	26.0
WARTBURG COLLEGE	1,440	1,453	673	780	46.3	1,054	72.5	27.5
WILLIAM PENN COLLEGE	737	720	345	375	47.9	589	81.8	18.2
Independent 4-Yr. Total	44,770	44,806	18,428	26,378	41.1	27,867	62.2	37.8
DES MOINES AREA COMM COLLEGE	10,553	11,040	4,420	6,620	40.0	10,736	97.2	2.8
EASTERN IOWA COMMUNITY COLLEGE	5,746	6,020	2,285	3,735	38.0	5,465	90.8	9.2
HAWKEYE INST TECHNOLOGY	1,793	1,838	917	921	49.9	1,820	99.0	1.0
INDIAN HILLS COMMUNITY COLLEGE	2,987	3,176	1,397	1,779	44.0	2,888	90.9	9.1
IOWA CENTRAL COMMUNITY COLLEGE	2,224	2,288	1,030	1,258	45.0	2,194	95.9	4.1
IOWA LAKES COMMUNITY COLLEGE	1,574	1,573	773	800	49.1	1,448	92.1	7.9
IOWA VALLEY COMMUNITY COLLEGE	2,329	2,188	904	1,284	41.3	2,147	98.1	1.9
IOWA WESTERN COMMUNITY COLLEGE	3,288	3,527	1,524	2,003	43.2	3,150	89.3	10.7
KIRKWOOD COMMUNITY COLLEGE	8,625	9,234	3,924	5,310	42.5	8,998	97.4	2.6
NORTH IOWA AREA COMM COLLEGE	2,771	3,000	1,246	1,754	41.5	2,918	97.3	2.7
NORTHEAST IOWA COMMUNITY COLLEGE	1,816	1,829	653	1,176	35.7	1,776	97.1	2.9
NORTHWEST IOWA TECH COLLEGE	521	553	339	214	61.3	525	94.9	5.1
SOUTHEASTERN COMMUNITY COLLEGE	2,669	2,811	1,096	1,715	39.0	2,431	86.5	13.5
SOUTHWESTERN COMMUNITY COLLEGE	1,152	1,154	457	697	39.6	1,075	93.2	6.8
WESTERN IOWA TECH	1,678	2,028	855	1,173	42.2	1,863	91.9	8.1
Community Colleges Total	49,726	52,259	21,820	30,439	41.8	49,434	94.6	5.4
ALLEN MEMORIAL NURSING SCHOOL	95	84	4	80	4.8	84	100.0	0.0
AMERICAN INSTITUTE OF BUSINESS	1,054	1,040	216	824	20.8	1,009	97.0	3.0
AMERICAN INSTITUTE OF COMMERCE	817	840	163	677	19.4	636	75.7	24.3
FAITH BAPTIST BIBLE COLLEGE	296	275	137	138	49.8	141	51.3	48.7
HAMILTON BUSINESS COLLEGE	688	704	94	610	13.4	702	99.7	0.3
IOWA METHODIST NURSING SCHOOL	205	240	25	215	10.4	235	97.9	2.1
JENNIE EDMUNDSON NURSING SCHOOL	85	92	9	83	9.8	87	94.6	5.4

Source: Iowa College Enrollment Report and Community College Enrollment Report

6:23

6:23

STUDENT DEMOGRAPHIC CHARACTERISTICS
FALL 1991

Institution	T O T A L		G E N D E R		R E S I D E N C E					
	1990	1991	Male	%	Female	%	Resident	%	Non-Resident	%
MERCY HOSPITAL NURSING SCHOOL	150	219	25	11.4	194	88.6	213	97.3	6	2.7
PALMER COLLEGE OF CHIROPRACTIC	1,577	1,702	1,319	77.5	383	22.5	294	17.3	1,408	82.7
SAINT LUXE'S SCHOOL OF NURSING	132	140	7	5.0	133	95.0	106	75.7	34	24.3
SPENCER SCHOOL OF BUSINESS	177	151	17	11.3	134	88.7	137	90.7	14	9.3
U. OF OSTEOPATHIC MEDICINE	1,254	1,301	812	62.4	489	37.6	472	36.3	829	63.7
WALDORF COLLEGE	654	593	319	53.8	274	46.2	412	69.5	181	30.5
Independent 2-Yr./Other Total	7,184	7,381	3,147	42.6	4,234	57.4	4,528	61.3	2,853	38.7
TOTAL	167,702	170,740	77,778	45.6	92,962	54.4	131,815	77.2	38,925	22.8

Source: Iowa College Enrollment Report and Community College Enrollment Report

70

71

STUDENT BODY PROFILE
FALL 1990

	FRESHMEN			ALL FULL-TIME UNDERGRADUATE STUDENTS			
	Pct in Top 25% of HS Class	Pct in Top 50% of HS Class	ACT Mean Score	Pct Transfer	Pct Live on Campus	Pct Return for 2nd Year	Pct Complete Program
IOWA STATE UNIVERSITY	59.9	95.5	24.5	26.1	40.4	82.2	62.0
UNIVERSITY OF IOWA	56.3	89.8	24.1	11.2	21.9	80.4	60.4
UNIVERSITY OF NORTHERN IOWA	49.8	91.8	23.1	11.0	50.7	80.0	51.0
Regents' Universities Avg.	55.3	92.4	23.9	16.1	37.7	80.9	57.8
BRIAR CLIFF COLLEGE	36.5	60.9	19.9	12.0	63.9	66.0	43.0
BUENA VISTA COLLEGE	55.6	86.8	24.6	17.1	87.3	73.0	56.3
CENTRAL COLLEGE (C.U.I.)	68.0	91.0	23.4	2.4	85.0	83.0	65.0
CLARKE COLLEGE	43.0	76.0	24.1	28.0	73.0	89.0	64.0
COE COLLEGE	63.0	93.0	24.0	22.0	76.0	73.0	63.0
CORNELL COLLEGE	71.0	95.0	25.0	2.0	95.0	78.0	56.0
DIVINE WORD COLLEGE	40.0	100.0		41.0	96.0	61.0	32.0
DORDT COLLEGE	48.0	74.7	22.5	2.5	83.0	75.7	60.8
DRAKE UNIVERSITY	61.0	88.0	25.0	26.0	48.0	86.0	75.0
GRACELAND COLLEGE	39.0	77.0	22.0	9.0	70.0	68.0	39.0
GRAND VIEW COLLEGE	25.0	54.0	18.9	27.0	14.0	53.0	30.0
GRINNELL COLLEGE	86.0	97.0	28.0	4.0	86.4	95.3	73.1
IOWA WESLEYAN COLLEGE	24.0	67.0	19.8	15.0	53.0	61.0	38.0
LORAS COLLEGE	25.3	55.5	21.3	4.4	52.7	81.0	56.0
LUTHER COLLEGE	61.7	90.6	24.2	3.9	79.0	96.6	75.0
MAHARISHI INTERNATIONAL U.			23.0	5.0	94.0	72.0	62.0
MORNINGSIDE COLLEGE	38.0	68.0	22.0	10.7	54.9	74.0	52.4
MOUNT MERCY COLLEGE	47.4	82.7	20.2	61.0	27.5	71.0	43.0

Many schools do not compile this information. Values are shown only for those schools which reported information.

Source: Survey of Iowa Institutions

7.1

7.1

STUDENT BODY PROFILE
FALL 1990

	FRESHMEN				ALL FULL-TIME UNDERGRADUATE STUDENTS			
	Pct in Top 25% of HS Class	Pct in Top 50% of HS Class	ACT Mean Score	Pct Transfer	Pct Live on Campus	Pct Return for 2nd Year	Pct Complete Program	
MOUNT ST. CLARE COLLEGE	21.8	40.5	19.8	12.6	40.4	55.4	39.2	
NORTHWESTERN COLLEGE	42.0	76.0	22.3	5.9	84.1	69.3	36.5	
SAINTE AMBROSE UNIVERSITY	15.0	80.0	19.7	11.0	51.1	70.3	52.0	
SIMPSON COLLEGE	64.0	93.0	25.0	5.0	49.9	73.6	57.3	
TEIKYO MARYCREST UNIVERSITY			21.0	61.0	17.0	77.0	43.0	
TEIKYO WESTMAR UNIVERSITY	23.0	52.0	20.0	22.0	74.0	53.3	42.2	
UNIVERSITY OF DUBUQUE	29.0	57.0	20.0	40.0	57.0	62.0	47.0	
UPPER IOWA UNIVERSITY	20.0	52.0	19.0	64.0	16.0	61.0		
WARTBURG COLLEGE	59.0	86.0	22.9	4.0	75.0	75.0	63.0	
WILLIAM PENN COLLEGE	18.0	44.0	18.1	43.0	45.7	56.0	50.0	
Independent 4-Yr. Avg.	43.2	74.5	22.1	20.1	62.5	71.8	52.4	
DES MOINES AREA COMM COLLEGE				6.3	0.0			
EASTERN IOWA COMMUNITY COLLEGE				18.0	0.0	66.0	54.0	
HAWKEYE INST TECHNOLOGY	20.0	41.0	18.6	38.0	0.0			
INDIAN HILLS COMMUNITY COLLEGE				5.0	10.0	48.0	58.0	
IOWA CENTRAL COMMUNITY COLLEGE	20.0	42.0	18.0	14.0	10.0	45.0	47.0	
IOWA LAKES COMMUNITY COLLEGE				7.0	9.0	56.0		
IOWA VALLEY COMMUNITY COLLEGE			19.0	8.0	13.7		61.5	
IOWA WESTERN COMMUNITY COLLEGE	23.0	59.0	18.4	18.0	16.0	62.0	53.0	
KIRKWOOD COMMUNITY COLLEGE			19.3	10.6	0.0	62.0	41.0	
NORTH IOWA AREA COMM COLLEGE	15.0	40.0	18.3	12.0	16.0	55.0	45.0	
NORTHEAST IOWA COMMUNITY COLLEGE	12.0	37.0		14.0	0.0	67.0	55.0	

Many schools do not compile this information. Values are shown only for those schools which reported information.
Source: Survey of Iowa Institutions

74

75

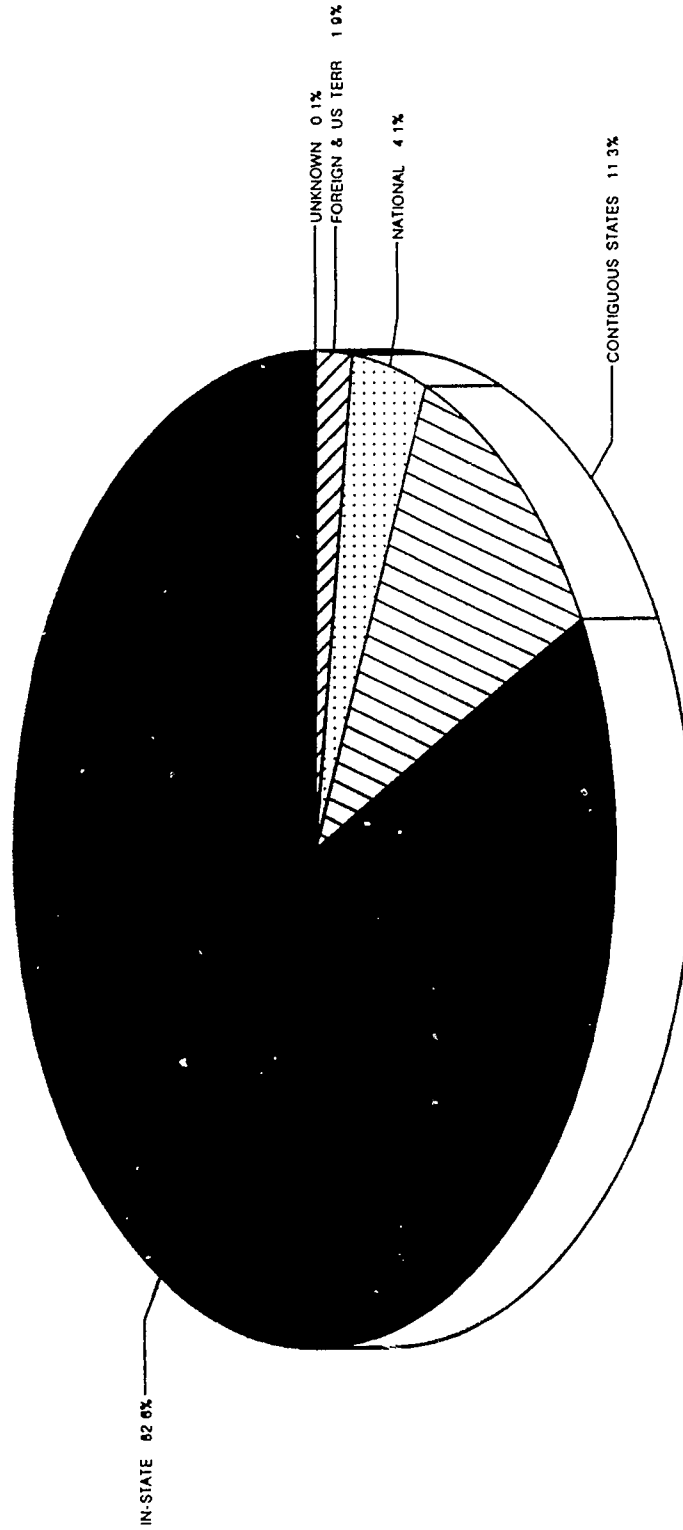
STUDENT BODY PROFILE
FALL 1990

	FRESHMEN			ALL FULL-TIME UNDERGRADUATE STUDENTS			
	Pct in Top 25% of HS Class	Pct in Top 50% of HS Class	ACT Mean Score	Pct Transfer	Pct Live on Campus	Pct Return for 2nd Year	Pct Complete Program
NORTHWEST IOWA TECH COLLEGE				13.6	0.0	53.0	70.0
SOUTHEASTERN COMMUNITY COLLEGE			19.7	6.0	2.2		
SOUTHWESTERN COMMUNITY COLLEGE	24.0	43.0	18.9	5.0	6.0	51.0	46.0
WESTERN IOWA TECH				15.0	11.0	20.0	70.0
Community Colleges Avg.	19.0	43.7	18.8	12.7	6.3	53.2	54.4
ALLEN MEMORIAL NURSING SCHOOL	29.0	90.0	20.3	72.0	18.0	66.0	70.0
AMERICAN INSTITUTE OF BUSINESS	21.0	53.0	17.0	18.0	70.0	63.0	65.0
AMERICAN INSTITUTE OF COMMERCE				0.0	30.0		67.0
FAITH BAPTIST BIBLE COLLEGE	29.0	38.0	17.9	14.0	65.0	85.0	32.0
HAMILTON BUSINESS COLLEGE				11.1		26.3	72.0
IOWA METHODIST NURSING SCHOOL	33.0	58.0	22.0	66.0	52.0	87.0	73.0
JENNIE EDMUNDSON NURSING SCHOOL	2.7	48.0	16.2	0.0	13.0	89.0	48.0
MERCY HOSPITAL NURSING SCHOOL	18.0	69.0	18.3	63.0	24.0	80.0	88.0
PALMER COLLEGE OF CHIROPRACTIC				2.0			93.2
SAINT LUKE'S SCHOOL OF NURSING	37.0	65.0	20.0	18.0	33.0	72.0	67.0
SPENCER SCHOOL OF BUSINESS	13.0	40.0	16.0	4.0	50.0		76.0
U. OF OSTEOPATHIC MEDICINE	15.0	24.0	17.6	100.0	0.0	100.0	93.0
WALDRGF COLLEGE				4.0	94.0	71.0	52.0
Independent 2-Yr./Other	22.0	53.9	18.4	31.0	38.1	69.9	68.9

Many schools do not compile this information. Values are shown only for those schools which reported information.
Source: Survey of Iowa Institutions

ORIGIN OF FIRST-TIME FRESHMEN

FALL 1990 SURVEY



79

79

ORIGIN OF FIRST-TIME FRESHMEN
FALL 1990

Institution	FIRST-TIME FRESHMEN				GRADUATED FROM HIGH SCHOOL IN LAST 12 MONTHS								
	Iowa	Contiguous States	Rest of U.S.	U.S. Territory	Foreign	Total	Iowa	Contiguous States	Rest of U.S.	U.S. Territory	Foreign	Country	Unknown
Regents' Universities Total	6,561	1,353	322	6	87	8,332	6,182	1,325	309	6	54	2	7,878
BRIAR CLIFF COLLEGE	189	42	10	2	1	244	137	38	9	2	1	0	187
BUENA VISTA COLLEGE	199	47	1	0	3	250	196	30	0	0	0	0	226
CENTRAL COLLEGE (C.U.I.)	290	48	24	0	5	367	280	48	23	0	3	0	354
CLARKE COLLEGE	95	48	2	1	1	147	66	41	2	1	1	0	111
COE COLLEGE	125	73	28	0	15	241	123	72	28	0	5	0	228
CORNELL COLLEGE	102	113	105	0	13	333	102	113	105	0	13	0	333
DIVINE WORD COLLEGE	0	1	7	0	7	15	0	1	2	0	0	0	3
DORDT COLLEGE	93	55	108	0	31	287	92	52	104	0	23	0	271
DRAKE UNIVERSITY	229	410	157	0	9	805	225	396	155	0	9	0	785
GRACELAND COLLEGE	88	51	90	0	24	253	82	49	82	0	11	0	224
GRAND VIEW COLLEGE	255	20	4	0	0	279	230	14	4	0	0	0	248
GRINNELL COLLEGE	52	105	160	0	24	341	51	104	155	0	23	0	333
IOWA WESLEYAN COLLEGE	75	22	18	0	2	117	72	22	17	0	1	0	112
LORAS COLLEGE	310	198	15	0	17	540	299	198	15	0	17	0	529
LUTHER COLLEGE	182	268	35	0	19	504	182	268	35	0	19	0	504
MAHARISHI INTERNATIONAL U.	35	1	28	0	60	124	11	0	5	0	8	0	24
MORNINGSIDE COLLEGE	260	37	23	0	25	345	172	27	15	0	6	0	220
MOUNT MERCY COLLEGE	161	5	0	0	1	167	161	5	0	0	0	0	166
MOUNT ST. CLARE COLLEGE	41	17	1	0	4	63	31	12	0	0	0	0	43
NORTHWESTERN COLLEGE	194	47	36	0	15	292	189	46	29	0	12	0	276
SAINT AMBROSE UNIVERSITY	150	82	5	0	5	242	134	69	5	0	2	0	210
SIMPSON COLLEGE	261	18	8	0	0	287	255	18	8	0	0	0	281
TEIKYO MARYCREST UNIVERSITY	63	28	6	0	1	98	27	15	1	0	0	0	43

Source: IPEDS Fall Enrollment

Note: The IPEDS Fall Enrollment report uses a different definition than the Iowa College Enrollment Report. As a result, the totals from these two reports are not comparable.

ORIGIN OF FIRST-TIME FRESHMEN
FALL 1990

Institution	FIRST-TIME FRESHMEN					GRADUATED FROM HIGH SCHOOL IN LAST 12 MONTHS							
	Iowa	Contiguous States	Rest of U.S.	U.S. Territory	Foreign Country	Total	Iowa	Contiguous States	Rest of U.S.	U.S. Territory	Foreign Country	Unknown	Total
TEIKYO WESTMAR UNIVERSITY	59	10	20	0	157	0	33	9	18	0	82	0	142
UNIVERSITY OF DUBUQUE	45	46	4	1	29	0	33	42	3	1	7	0	86
UPPER IOWA UNIVERSITY	130	36	21	0	3	0	90	30	18	0	2	0	140
WARTBURG COLLEGE	275	57	18	0	25	0	266	56	17	0	25	0	364
WILLIAM PENN COLLEGE	118	6	10	2	0	0	99	6	10	2	0	0	117
Independent 4-Yr. Total	4,076	1,891	944	6	496	0	3,638	1,781	865	6	270	0	6,560
DES MOINES AREA COMM COLLEGE	4,822	36	25	1	29	8	1,254	20	16	1	23	5	1,319
EASTERN IOWA COMMUNITY COLLEGE	1,905	190	54	0	11	5	795	44	12	0	1	0	852
HAWKEYE INST TECHNOLOGY	774	10	4	0	7	0	90	1	0	0	0	0	91
INDIAN HILLS COMMUNITY COLLEGE	1,136	107	18	2	0	0	553	57	9	1	0	0	620
IOWA CENTRAL COMMUNITY COLLEGE	1,372	23	70	0	0	0	458	9	33	0	0	0	500
IOWA LAKES COMMUNITY COLLEGE	629	64	13	0	3	0	340	35	11	0	0	0	386
IOWA VALLEY COMMUNITY COLLEGE	902	19	15	0	2	4	489	15	11	0	2	0	517
IOWA WESTERN COMMUNITY COLLEGE	961	151	11	0	0	0	368	71	6	0	0	0	445
KIRKWOOD COMMUNITY COLLEGE	3,220	10	8	0	67	0	1,377	4	3	0	0	0	1,384
NORTH IOWA AREA COMM COLLEGE	910	26	20	0	1	0	615	20	20	0	1	0	656
NORTHEAST IOWA COMMUNITY COLLEGE	962	38	1	0	0	0	233	19	1	0	0	0	253
NORTHWEST IOWA TECH COLLEGE	218	15	1	0	0	0	123	9	0	0	0	0	132
SOUTHEASTERN COMMUNITY COLLEGE	990	151	3	0	0	4	381	56	3	0	0	0	440
SOUTHWESTERN COMMUNITY COLLEGE	453	37	5	0	5	0	174	14	2	0	4	0	194
WESTERN IOWA TECH	1,055	117	8	0	2	0	255	55	0	0	0	0	310
Community Colleges Total	20,309	994	256	3	127	21	7,505	429	127	2	51	5	8,099
ALLEN MEMORIAL NURSING SCHOOL	0	0	0	0	0	0	0	0	0	0	0	0	0
AMERICAN INSTITUTE OF BUSINESS	296	7	1	0	0	0	230	7	1	0	0	0	238
AMERICAN INSTITUTE OF COMMERCE	0	0	0	0	0	0	0	0	0	0	0	0	0

Source: IPEDS Fall Enrollment

Note: The IPEDS Fall Enrollment report uses a different definition than the Iowa College Enrollment Report. As a result, the totals from these two reports are not comparable.

8.2

8.3

ORIGIN OF FIRST-TIME FRESHMEN
FALL 1990

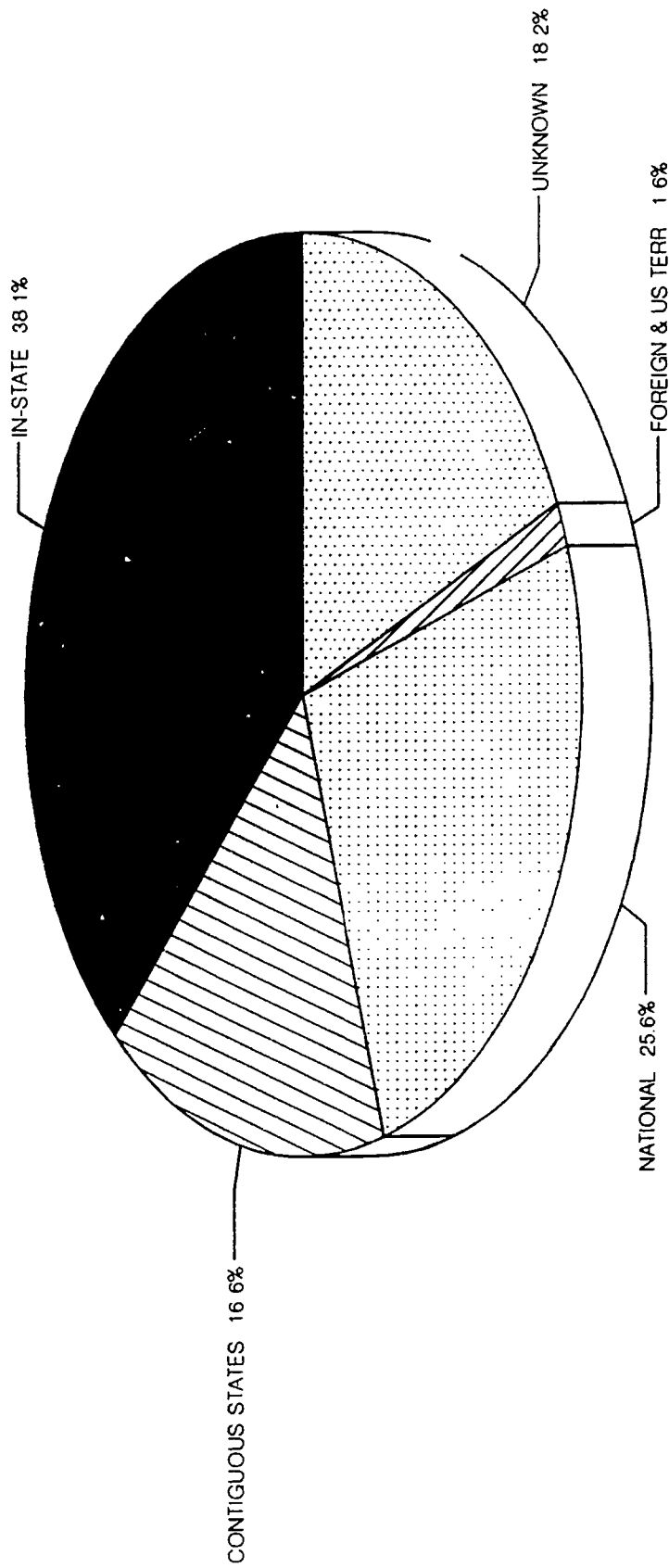
Institution	FIRST-TIME FRESHMEN				GRADUATED FROM HIGH SCHOOL IN LAST 12 MONTHS				Total
	Iowa	Contiguous States	Rest of U.S.	Foreign	Iowa	Contiguous States	Rest of U.S.	Foreign	
FAITH BAPTIST BIBLE COLLEGE	31	18	15	0	28	16	14	2	66
HAMILTON BUSINESS COLLEGE	0	0	0	0	0	0	0	0	0
IOWA METHODIST NURSING SCHOOL	29	0	0	0	27	0	0	0	29
JENNIE EDMUNDSON NURSING SCHOOL	0	0	0	0	0	0	0	0	0
MERCY HOSPITAL NURSING SCHOOL	0	0	0	0	0	0	0	0	0
PALMER COLLEGE OF CHIROPRACTIC	0	0	0	0	0	0	0	0	0
SAINT LUKE'S SCHOOL OF NURSING	0	0	0	0	0	0	0	0	0
SPENCER SCHOOL OF BUSINESS	0	0	0	0	0	0	0	0	0
U. OF OSTEOPATHIC MEDICINE	0	0	0	0	0	0	0	0	0
WALDORF COLLEGE	208	59	19	14	196	53	16	0	300
Independent 2-Yr./Other Total	564	84	35	16	481	76	31	2	699
TOTAL	31,510	4,322	1,557	15	17,806	3,611	1,332	357	38,154

Source: IPEDS Fall Enrollment
Note: The IPEDS Fall Enrollment report uses a different definition than the Iowa College Enrollment Report. As a result, the totals from these two reports are not comparable.

8.5

LOCATION OF ALUMNI

FALL 1991 SURVEY



86

87

GEOGRAPHIC LOCATION OF ALUMNI
FALL - 1991

	IN-STATE		CONTIGUOUS STATES		NATIONAL		US TERRITORY		FOREIGN COUNTRY		TOTAL		LOCATION UNKNOWN		TOTAL
		%		%		%		%		%	KNOWN	%	UNKNOWN	%	
IOWA STATE UNIVERSITY	50,146	35.9%	29,444	21.1%	55,500	39.7%	119	0.1%	4,521	3.2%	139,730	93.3%	10,113	6.7%	149,843
UNIVERSITY OF IOWA	53,492	35.4%	32,212	21.3%	61,685	40.8%	116	0.1%	3,616	2.4%	151,121	91.5%	14,087	8.5%	165,208
UNIVERSITY OF NORTHERN IOWA	36,889	62.4%	8,149	13.8%	13,583	23.0%	21	0.0%	434	0.7%	59,076	88.6%	7,608	11.4%	66,684
Regents' Universities Total	140,527	40.2%	69,805	19.9%	130,768	37.4%	256	0.1%	8,571	2.4%	349,927	91.7%	31,808	8.3%	381,735
BRIAR CLIFF COLLEGE	3,567	49.8%	1,685	23.5%	1,828	25.5%	8	0.1%	78	1.1%	7,166	88.1%	968	11.9%	8,134
BUENA VISTA COLLEGE	7,596	72.1%	1,289	12.2%	1,638	15.5%	0	0.0%	19	0.2%	10,542	77.4%	3,071	22.6%	13,613
CENTRAL COLLEGE (C.U.I.)	3,409	43.5%	1,346	17.2%	2,895	36.9%	8	0.1%	186	2.4%	7,844	96.0%	327	4.0%	8,171
CLARKE COLLEGE	2,430	33.4%	2,696	37.1%	2,026	27.9%	9	0.1%	108	1.5%	7,269	95.4%	347	4.6%	7,616
COE COLLEGE	3,381	36.5%	2,025	21.9%	3,695	39.9%	17	0.2%	147	1.6%	9,265	90.4%	985	9.6%	10,250
CORNELL COLLEGE	2,450	22.1%	3,536	31.9%	4,846	43.8%	7	0.1%	235	2.1%	11,074	84.7%	2,000	15.3%	13,074
DIVINE WORD COLLEGE	65	8.1%	209	26.1%	497	62.1%	2	0.3%	27	3.4%	800	99.8%	2	0.2%	802
DORDT COLLEGE	2,022	24.9%	1,674	20.6%	3,364	41.4%	0	0.0%	1,059	13.0%	8,119	91.1%	794	8.9%	8,913
DRAKE UNIVERSITY	19,258	44.3%	10,328	23.7%	13,907	32.0%	15	0.0%	10	0.0%	43,518	77.2%	12,882	22.8%	56,400
GRACELAND COLLEGE	1,229	14.0%	2,959	33.8%	4,366	49.9%	3	0.0%	192	2.2%	8,749	91.5%	817	8.5%	9,566
GRAND VIEW COLLEGE	5,275	64.3%	1,065	13.0%	1,826	22.3%	0	0.0%	33	0.4%	8,199	86.9%	1,241	13.1%	9,440
GRINWELL COLLEGE	2,021	12.1%	4,100	24.6%	10,111	60.7%	10	0.1%	417	2.5%	16,659	82.3%	3,585	17.7%	20,244
IOWA WESLEYAN COLLEGE	4,544	46.7%	1,975	20.3%	3,172	32.6%	1	0.0%	36	0.4%	9,728	77.4%	2,835	22.6%	12,563
LORAS COLLEGE	4,111	39.9%	3,818	37.1%	2,311	22.4%	5	0.0%	58	0.6%	10,303	88.3%	1,363	11.7%	11,666
LUTHER COLLEGE	3,245	22.0%	7,063	47.8%	4,189	28.4%	4	0.0%	264	1.8%	14,745	97.7%	352	2.3%	15,097
MAHARISHI INTERNATIONAL U.	843	40.4%	89	4.3%	923	44.2%	2	0.1%	230	11.0%	2,087	93.5%	144	6.5%	2,231
MORNINGSIDE COLLEGE	6,246	48.2%	2,738	21.1%	3,869	29.8%	1	0.0%	109	0.8%	12,963	72.8%	4,848	27.2%	17,811
MOUNT MERCY COLLEGE	4,508	68.5%	812	12.3%	1,201	18.2%	33	0.5%	30	0.5%	6,584	91.6%	607	8.4%	7,191
MOUNT ST. CLARE COLLEGE	1,507	44.7%	1,148	34.0%	703	20.8%	5	0.1%	9	0.3%	3,372	71.7%	1,333	28.3%	4,705
NORTHWESTERN COLLEGE	3,611	47.6%	1,717	22.6%	2,107	27.8%	1	0.0%	152	2.0%	7,588	80.7%	1,819	19.3%	9,407
SAINT AMBROSE UNIVERSITY	4,766	38.6%	4,606	37.3%	2,910	23.6%	2	0.0%	67	0.5%	12,351	91.1%	1,200	8.9%	13,551
SIMPSON COLLEGE	5,779	54.8%	1,416	13.4%	3,269	31.0%	5	0.0%	79	0.7%	10,548	74.4%	3,638	25.6%	14,186
TEIKYO MARYCREST UNIVERSITY	2,937	43.6%	2,157	32.0%	1,531	22.7%	5	0.1%	107	1.3%	6,737	93.4%	473	6.6%	7,210

Source: Survey of Iowa Institutions

Note: Sum of percentages for In-State, Contiguous, National, US Territory, and Foreign equals 100 percent of all alumni with known addresses. All alumni with known addresses amount to 81.8 percent of all reported alumni.

GEOGRAPHIC LOCATION OF ALUMNI
FALL - 1991

	CONTIGUOUS STATES		NATIONAL	US TERRITORY	FOREIGN COUNTRY	TOTAL		LOCATION							
	IN-STATE	STATES				KNOWN	UNKNOWN	TOTAL	TOTAL						
TEIKYO WESTMAR UNIVERSITY	3,287	42.1%	1,906	24.4%	2,529	32.4%	1	0.0%	83	1.1%	7,806	73.5%	2,819	26.5%	10,625
UNIVERSITY OF DUBUQUE	2,725	34.6%	2,181	27.7%	2,670	33.9%	5	0.1%	289	3.7%	7,870	83.6%	1,548	16.4%	9,418
UPPER IOWA UNIVERSITY	3,670	52.8%	1,125	16.2%	2,100	30.2%	2	0.0%	57	0.8%	6,954	85.4%	1,189	14.6%	8,143
WARTBURG COLLEGE	3,744	40.9%	2,774	30.3%	2,439	26.6%	2	0.0%	197	2.2%	9,156	96.3%	347	3.7%	9,503
WILLIAM PENN COLLEGE	2,230	53.8%	466	11.2%	1,421	34.3%	3	0.1%	26	0.6%	4,146	92.3%	344	7.7%	4,490
Independent 4-Yr. Total	110,456	40.6%	68,883	25.3%	88,343	32.5%	156	0.1%	4,304	1.6%	272,142	84.0%	51,878	16.0%	324,020
DES MOINES AREA COMM COLLEGE	11,781	91.1%	426	3.3%	725	5.6%	0	0.0%	0	0.0%	12,932	71.5%	5,151	28.5%	18,083
EASTERN IOWA COMMUNITY COLLEGE	7,857	81.6%	1,020	10.6%	750	7.8%	0	0.0%	5	0.1%	9,632	52.3%	8,785	47.7%	18,417
HAWKEYE INST TECHNOLOGY	818	96.8%	16	1.9%	8	0.9%	0	0.0%	3	0.4%	845	99.2%	7	0.8%	852
INDIAN HILLS COMMUNITY COLLEGE	5,502	88.7%	427	6.9%	276	4.4%	0	0.0%	0	0.0%	6,205	36.7%	10,716	63.3%	16,921
IOWA CENTRAL COMMUNITY COLLEGE	12,893	96.9%	201	1.5%	215	1.6%	0	0.0%	3	0.0%	13,312	99.8%	24	0.2%	13,336
IOWA LAKES COMMUNITY COLLEGE	7,234	85.6%	754	8.9%	460	5.4%	0	0.0%	3	0.0%	8,451	98.1%	161	1.9%	8,612
IOWA VALLEY COMMUNITY COLLEGE	8,081	78.5%	830	8.1%	1,361	13.2%	1	0.0%	15	0.1%	10,288	67.8%	4,895	32.2%	15,183
IOWA WESTERN COMMUNITY COLLEGE	9,982	81.9%	1,645	13.5%	546	4.5%	1	0.0%	10	0.1%	12,184	99.9%	12	0.1%	12,196
KIRKWOOD COMMUNITY COLLEGE	1,344	94.5%	29	2.0%	49	3.4%	0	0.0%	0	0.0%	1,422	5.0%	27,079	95.0%	28,501
NORTH IOWA AREA COMM COLLEGE	2,364	55.6%	817	19.2%	1,041	24.5%	0	0.0%	28	0.7%	4,250	26.5%	11,784	73.5%	16,034
NORTHEAST IOWA COMMUNITY COLLEGE	9,557	91.9%	534	5.1%	309	3.0%	0	0.0%	2	0.0%	10,402	100.0%	0	0.0%	10,402
NORTHWEST IOWA TECH COLLEGE	1,278	76.0%	296	17.6%	107	6.4%	0	0.0%	0	0.0%	1,681	99.2%	13	0.8%	1,694
SOUTHEASTERN COMMUNITY COLLEGE	0	0.0%	0	0.0%	0	0.0%	0	0.0%	0	0.0%	0	0.0%	0	0.0%	0
SOUTHWESTERN COMMUNITY COLLEGE	1,765	81.0%	280	12.8%	133	6.1%	0	0.0%	2	0.1%	2,180	82.4%	465	17.6%	2,645
WESTERN IOWA TECH	11,840	68.4%	4,956	28.6%	360	2.1%	100	0.6%	53	0.3%	17,309	100.0%	0	0.0%	17,309
Community Colleges Total	92,296	83.1%	12,231	11.0%	6,340	5.7%	102	0.1%	124	0.1%	111,093	61.7%	69,092	38.3%	180,185
ALLEN MEMORIAL NURSING SCHOOL	934	63.9%	212	14.5%	311	21.3%	0	0.0%	4	0.3%	1,461	96.9%	47	3.1%	1,508
AMERICAN INSTITUTE OF BUSINESS	7,500	79.2%	734	7.8%	1,226	13.0%	0	0.0%	4	0.0%	9,464	73.2%	3,462	26.8%	12,926
AMERICAN INSTITUTE OF COMMERCE	2,335	65.8%	1,071	30.2%	144	4.1%	0	0.0%	0	0.0%	3,550	27.7%	9,276	72.3%	12,826

Source: Survey of Iowa Institutions

Note: Sum of percentages for In-State, Contiguous, National, US Territory, and Foreign equals 100 percent of all alumni with known addresses. All alumni with known addresses amount to 81.8 percent of all reported alumni.

30

91

GEOGRAPHIC LOCATION OF ALUMNI
FALL - 1991

	CONTIGUOUS STATES			NATIONAL	US TERRITORY	FOREIGN COUNTRY	TOTAL		LOCATION UNKNOWN	TOTAL					
	IN-STATE						KNOWN								
FAITH BAPTIST BIBLE COLLEGE	981	29.5%	652	19.6%	1,582	47.7%	2	0.1%	103	3.1%	3,320	51.0%	3,189	49.0%	6,509
HAMILTON BUSINESS COLLEGE	2,664	98.7%	14	0.5%	19	0.7%	0	0.0%	1	0.0%	1,698	84.6%	493	15.4%	3,191
IOWA METHODIST NURSING SCHOOL	1,761	58.0%	343	11.3%	929	30.6%	0	0.0%	3	0.1%	3,036	93.2%	220	6.8%	3,256
JENNIE EDMUNDSON NURSING SCHOOL	658	56.0%	199	16.9%	313	26.6%	1	0.1%	4	0.3%	1,175	93.6%	80	6.4%	1,255
MERCY HOSPITAL NURSING SCHOOL	1,064	70.0%	146	9.6%	309	20.3%	1	0.1%	1	0.1%	1,521	61.8%	940	38.2%	2,461
PALMER COLLEGE OF CHIROPRACTIC	986	6.3%	1,961	12.5%	11,109	71.0%	11	0.1%	1,577	10.1%	15,644	91.4%	1,474	8.6%	17,118
SAINT LUKE'S SCHOOL OF NURSING	436	54.2%	198	24.6%	167	20.8%	0	0.0%	3	0.4%	804	96.8%	27	3.2%	831
SPENCER SCHOOL OF BUSINESS	695	70.0%	228	23.0%	70	7.0%	0	0.0%	0	0.0%	993	32.9%	2,027	67.1%	3,020
U. OF OSTEOPATHIC MEDICINE	742	14.4%	522	10.1%	3,844	74.6%	2	0.0%	40	0.8%	5,150	97.9%	109	2.1%	5,259
WALDORF COLLEGE	4,287	46.3%	3,065	33.1%	1,831	19.8%	3	0.0%	83	0.9%	9,269	82.8%	1,922	17.2%	11,191
Independent 2-Yr./Other Total	25,043	42.1%	9,345	16.1%	21,854	37.6%	20	0.0%	1,823	3.1%	58,085	71.4%	23,266	28.6%	81,351
TOTAL	368,322	46.5%	160,264	20.3%	247,305	31.3%	534	0.1%	14,822	1.9%	791,247	81.8%	176,044	18.2%	967,291

Source: Survey of Iowa Institutions

Note: Sum of percentages for In-State, Contiguous, National, US Territory, and Foreign equals 100 percent of all alumni with known addresses. All alumni with known addresses amount to 81.8 percent of all reported alumni.

STUDENT EXPENSES

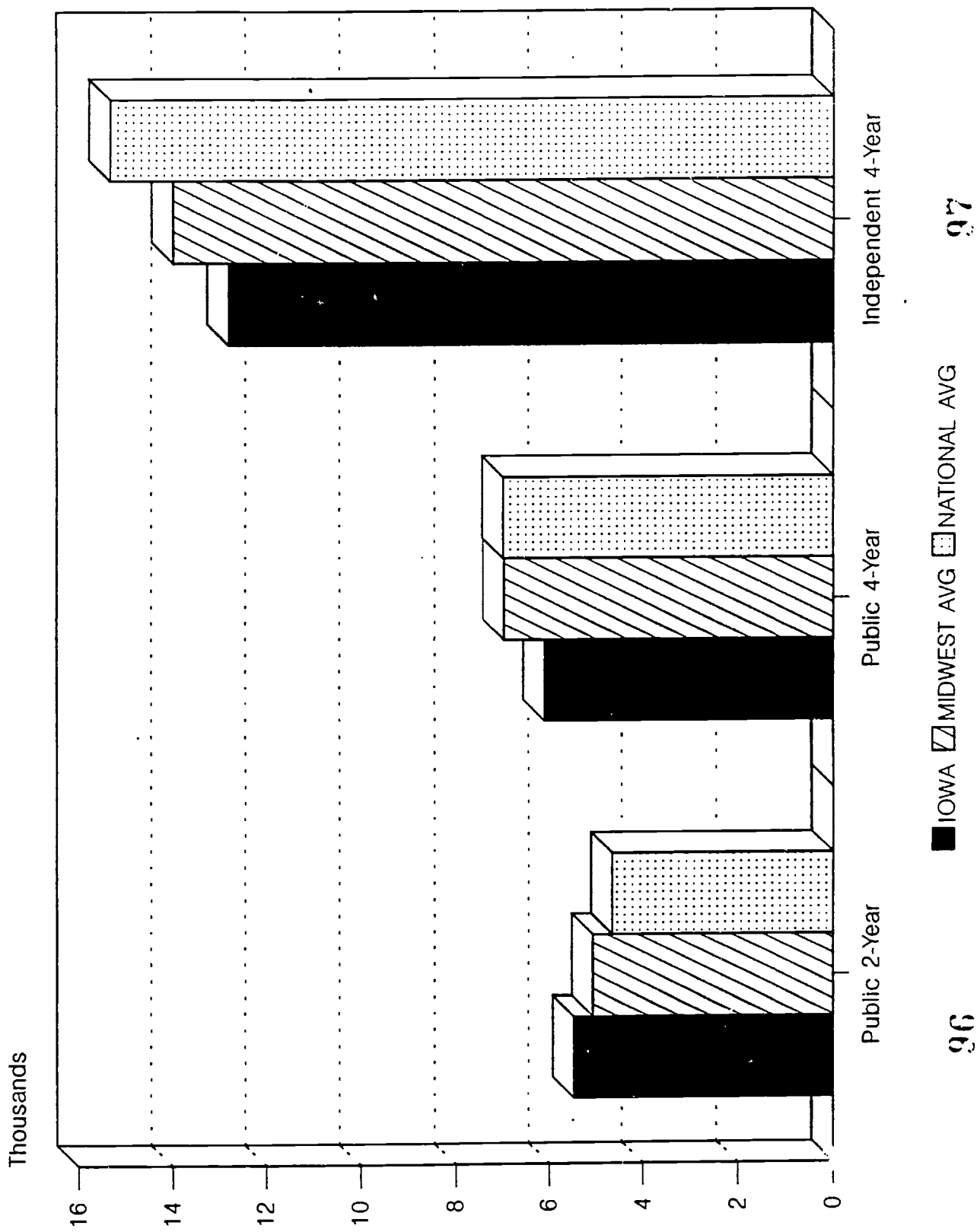
The college budgets in this section were collected by the Iowa College Student Aid Commission (ICSAC) and include tuitions and mandatory fees (fees paid on an annual basis by all students), room and board charges for campus dormitories, plus a standard allowance of \$1,615 for books and other education-related costs adopted by the ICSAC for purposes of the state scholarship and grant programs. Since the individual schools develop campus-based estimates of costs for non-fixed items such as books and transportation, the total budgets reported here may vary from those given in college catalogs.

Few community colleges have dormitory facilities and living expenses can vary considerably depending on location and commuting distance. This report does not itemize these charges for community college students. Instead, an average allowance is used in conjunction with actual tuitions and fees for these schools.

All expenses in this report were calculated on the basis of the September to June academic year.

TYPICAL UNDERGRADUATE STUDENT EXPENSES

1990 - 1991



96

97

SUMMARY OF AVERAGE STUDENT EXPENSES AT IOWA INSTITUTIONS COMPARED TO NATIONAL AND MIDWESTERN AVERAGES

	1982-83 IOWA AVERAGES	1982-83 NATIONAL AVERAGES	1986-87 IOWA AVERAGES	1986-87 NATIONAL AVERAGES	1990-91 IOWA AVERAGES	1990-91 MIDWEST AVERAGES	1990-91 NATIONAL AVERAGES
PUBLIC INSTITUTIONS							
2-YEAR*							
TUITION AND FEES	\$740	\$595	\$1,013	\$662	\$1,280	\$1,201	\$884
BUDGET	\$3,837	\$3,488	\$4,294	\$4,968	\$5,475	\$5,065	\$4,654
4-YEAR*							
TUITION AND FEES	\$1,023	\$979	\$1,368	\$1,337	\$1,900	\$2,132	\$1,809
BUDGET	\$3,846	\$4,183	\$4,773	\$5,604	\$6,106	\$6,972	\$6,991
INDEPENDENT INSTITUTIONS							
4-YEAR							
TUITION AND FEES	\$4,085	\$4,021	\$5,984	\$5,793	\$8,281	\$8,800	\$9,391
BUDGET	\$6,983	\$7,435	\$9,645	\$10,199	\$12,812	\$13,991	\$15,318

*EXPENSES ARE FOR IOWA RESIDENTS.
 NATIONAL AND MIDWEST AVERAGES REPORTED BY THE COLLEGE BOARD - THE COLLEGE COST BOOK 1990-91, PAGE (USING COMPUTER DATA FOR 2-YEAR SCHOOLS AND RESIDENT DATA FOR 4-YEAR SCHOOLS), INCLUDING TUITION, ROOM AND BOARD AND OTHER COSTS.
 MIDWEST DATA AVERAGES FOR THIRTEEN MIDWESTERN STATES DEFINED BY THE COLLEGE BOARD.

TYPICAL UNDERGRADUATE STUDENT EXPENSES
1990-1991

Institution	R E S I D E N T			N O N - R E S I D E N T		
	Tuition & Fees	Room & Board	Other Expenses	Tuition & Fees	Room & Board	Other Expenses
			TOTAL			TOTAL
NORTHWESTERN COLLEGE	\$7,450	\$2,650	\$1,615	\$7,450	\$2,650	\$1,615
SAINT AMBROSE UNIVERSITY	\$7,950	\$3,230	\$1,615	\$7,950	\$3,230	\$1,615
SIMPSON COLLEGE	\$8,900	\$3,075	\$1,615	\$8,900	\$3,075	\$1,615
TEIKYO MARYCREST UNIVERSITY	\$7,890	\$2,870	\$1,615	\$7,890	\$2,870	\$1,615
TEIKYO WESTMAR UNIVERSITY	\$8,196	\$3,150	\$1,615	\$8,196	\$3,150	\$1,615
UNIVERSITY OF DUBUQUE	\$7,925	\$2,900	\$1,615	\$7,925	\$2,900	\$1,615
UPPER IOWA UNIVERSITY	\$8,040	\$2,860	\$1,615	\$8,040	\$2,860	\$1,615
WARTBURG COLLEGE	\$8,130	\$2,810	\$1,615	\$8,130	\$2,810	\$1,615
WILLIAM PENN COLLEGE	\$8,450	\$2,520	\$1,615	\$8,450	\$2,520	\$1,615
Independent 4-Yr. Average	\$8,281	\$2,915	\$1,615	\$8,281	\$2,915	\$1,615
DES MOINES AREA COMM COLLEGE	\$1,331	\$2,580	\$1,615	\$2,240	\$2,580	\$1,615
EASTERN IOWA COMMUNITY COLLEGE	\$1,068	\$2,580	\$1,615	\$1,800	\$2,580	\$1,615
HAWKEYE INST TECHNOLOGY	\$1,278	\$2,580	\$1,615	\$2,604	\$2,580	\$1,615
INDIAN HILLS COMMUNITY COLLEGE	\$1,391	\$2,580	\$1,615	\$1,620	\$2,580	\$1,615
IOWA CENTRAL COMMUNITY COLLEGE	\$1,360	\$2,580	\$1,615	\$2,100	\$2,580	\$1,615
IOWA LAKES COMMUNITY COLLEGE	\$1,224	\$2,580	\$1,615	\$1,726	\$2,580	\$1,615
IOWA VALLEY COMMUNITY COLLEGE	\$1,325	\$2,580	\$1,615	\$2,800	\$2,580	\$1,615
IOWA WESTERN COMMUNITY COLLEGE	\$1,485	\$2,580	\$1,615	\$1,620	\$2,580	\$1,615
KIRKWOOD COMMUNITY COLLEGE	\$1,300	\$2,580	\$1,615	\$2,368	\$2,580	\$1,615
NORTH IOWA AREA COMM COLLEGE	\$1,375	\$2,580	\$1,615	\$1,845	\$2,580	\$1,615
NORTHEAST IOWA COMMUNITY COLLEGE	\$1,390	\$2,580	\$1,615	\$2,688	\$2,580	\$1,615
NORTHWEST IOWA TECH COLLEGE	\$1,182	\$2,580	\$1,615	\$1,566	\$2,580	\$1,615
SOUTHEASTERN COMMUNITY COLLEGE	\$1,136	\$2,580	\$1,615	\$1,596	\$2,580	\$1,615

Source: Data used by the Iowa College Student Aid Commission for administration of state scholarship and grant programs.
Other Expenses include a standard allowance for books, supplies, transportation, and personal expenses.
The Community College data includes the average estimated room and board charges for all institutions.
An average tuition and fees charge is reported for community colleges with more than one campus.

TYPICAL UNDERGRADUATE STUDENT EXPENSES
1990-1991

Institution	R E S I D E N T			N O N - R E S I D E N T				
	Tuition & Fees	Room & Board	Other Expenses	Tuition & Fees	Room & Board	Other Expenses		
			TOTAL			TOTAL		
SOUTHWESTERN COMMUNITY COLLEGE	\$1,266	\$2,580	\$1,615	\$5,461	\$1,752	\$2,580	\$1,615	\$5,947
WESTERN IOWA TECH	\$1,102	\$2,580	\$1,615	\$5,297	\$2,214	\$2,580	\$1,615	\$6,409
Community Colleges Average	\$1,280	\$2,580	\$1,615	\$5,475	\$2,035	\$2,580	\$1,615	\$6,230
ALLEN MEMORIAL NURSING SCHOOL	\$3,126	\$2,624	\$1,615	\$7,365	\$3,126	\$2,624	\$1,615	\$7,365
AMERICAN INSTITUTE OF BUSINESS	\$4,725	\$2,565	\$1,615	\$8,505	\$4,325	\$2,565	\$1,615	\$8,505
AMERICAN INSTITUTE OF COMMERCE	\$4,419	\$4,550	\$1,615	\$10,584	\$4,419	\$4,550	\$1,615	\$10,584
FAITH BAPTIST BIBLE COLLEGE	\$3,834	\$2,744	\$1,615	\$8,193	\$3,834	\$2,744	\$1,615	\$8,193
HAMILTON BUSINESS COLLEGE	\$4,705	\$3,450	\$1,615	\$9,770	\$4,705	\$3,450	\$1,615	\$9,770
IOWA METHODIST NURSING SCHOOL	\$4,191	\$1,690	\$1,615	\$7,496	\$4,191	\$1,690	\$1,615	\$7,496
JENNIE EDMUNDSON NURSING SCHOOL	\$2,185	\$2,846	\$1,615	\$6,646	\$2,185	\$2,846	\$1,615	\$6,646
MERCY HOSPITAL NURSING SCHOOL	\$4,795	\$2,150	\$1,615	\$8,560	\$4,795	\$2,150	\$1,615	\$8,560
PALMER COLLEGE OF CHIROPRACTIC	\$6,820	\$3,920	\$1,615	\$12,355	\$6,820	\$3,920	\$1,615	\$12,355
SAINT LUKE'S SCHOOL OF NURSING	\$5,665	\$3,114	\$1,615	\$10,394	\$5,665	\$3,114	\$1,615	\$10,394
SPENCER SCHOOL OF BUSINESS	\$5,445	\$3,400	\$1,615	\$10,460	\$5,445	\$3,400	\$1,615	\$10,460
U. OF OSTEOPATHIC MEDICINE	\$4,019	\$3,780	\$1,615	\$9,414	\$4,019	\$3,780	\$1,615	\$9,414
WALDORF COLLEGE	\$6,370	\$2,620	\$1,615	\$10,605	\$6,370	\$2,620	\$1,615	\$10,605
Independent 2-Yr./Other Average	\$4,607	\$3,034	\$1,615	\$9,257	\$4,607	\$3,034	\$1,615	\$9,257

Source: Data used by the Iowa College Student Aid Commission for administration of state scholarship and grant programs.
Other Expenses include a standard allowance for books, supplies, transportation, and personal expenses.
The Community College data includes the average estimated room and board charges for all institutions.
An average tuition and fees charge is reported for community colleges with more than one campus.

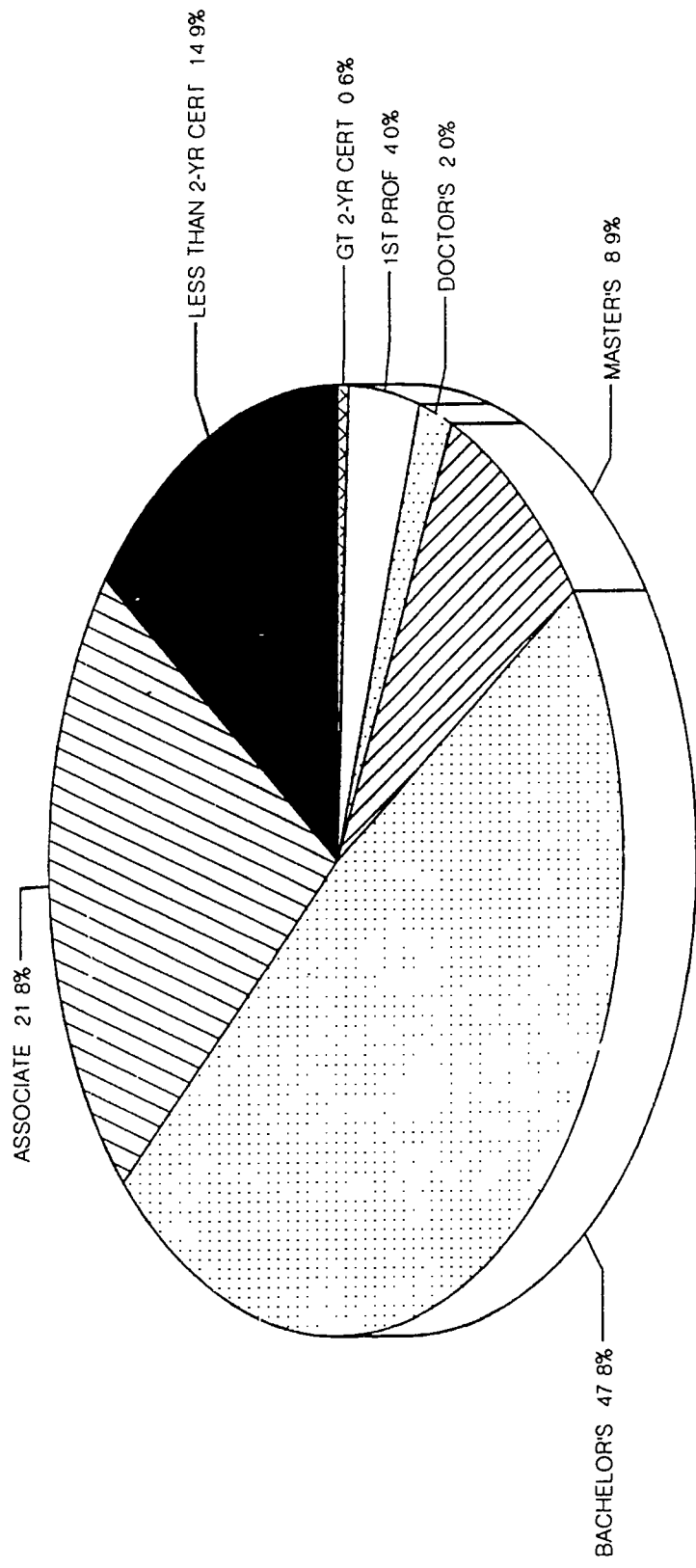


DEGREES AND OTHER FORMAL AWARDS CONFERRED

The source of this report is the IPEDS Completions form which collects data regarding degrees and other formal awards conferred during the previous academic year. The first report summarizes the degrees conferred by each sector of Iowa postsecondary institutions. The second report contains the number of degrees conferred by each institution by level of degree.

A report of degrees conferred by discipline is available for each institution and will be provided upon request.

DEGREES CONFERRED 1990-91 ALL SCHOOLS



106

109

DEGREES CONFERRED BY DISCIPLINE
1990-1991

DISCIPLINE	REGENTS		INDEPENDENT 4 - YEAR			COMMUNITY COLLEGES		INDEPENDENT 2-YR/OTHER		
	UNDER-GRADUATE	GRADUATE	UNDER-GRADUATE	GRADUATE	PROF	ASSOCIATE DEGREE	DIPLOMA & CERTIFICATE	ASSOCIATE DEGREE	OTHER UNDERGRAD	GRADUATE PROF
Agribusiness and Agricultural Production	172	38	11	0	0	274	116	0	0	0
Agricultural Sciences	124	41	7	0	0	0	1	0	0	0
Renewable Natural Resources	56	13	10	0	0	25	0	0	0	0
Architecture and Environmental Design	155	43	11	0	0	0	0	0	0	0
Area and Ethnic Studies	37	26	15	0	0	5	0	0	0	0
Business and Management	2,054	396	2,206	231	0	200	105	174	100	0
Business (Administrative Support)	6	0	31	0	0	491	808	118	272	0
Marketing and Distribution	62	0	0	0	0	172	101	0	164	0
Communications	623	100	399	9	0	1	0	0	0	0
Communications Technologies	0	0	2	0	0	13	0	0	12	0
Computer and Information Sciences	149	63	166	12	0	52	24	30	72	0
Consumer, Personal and Miscellaneous Services	0	0	1	0	0	0	36	0	0	0
Education	1,208	653	1,028	345	0	0	0	0	9	0
Engineering	933	322	23	0	0	0	0	0	0	0
Engineering and Engineering Related Technologies	71	5	11	0	0	485	47	0	0	0
Foreign Languages	128	53	117	0	0	0	0	0	0	0
Allied Health	139	33	13	0	0	410	1,404	0	58	32
Health Sciences	262	528	396	31	0	933	51	0	135	703
Home Economics	197	23	6	0	0	0	0	0	0	0
Vocational Home Economics	8	20	0	0	0	122	126	0	0	0
Industrial Arts	0	0	0	0	0	0	0	0	12	0
Law	0	219	17	136	0	82	0	0	30	0
Letters	418	159	285	14	0	0	0	0	0	0
Liberal/General Studies	333	7	187	3	0	3,015	16	180	9	0
Library and Archival Sciences	0	53	0	0	0	0	0	0	0	0
Life Sciences	254	132	355	8	0	0	0	0	0	0
Mathematics	143	104	140	3	0	0	0	0	0	0
Military Sciences	1	0	0	0	0	0	0	0	0	0
Multi/Interdisciplinary Studies	58	2	125	25	0	17	0	0	112	0

Source: IPEDS Completions

111

111

DEGREES CONFERRED BY DISCIPLINE
1990-1991

DISCIPLINE	REGENTS		INDEPENDENT 4 - YEAR			COMMUNITY COLLEGES		INDEPENDENT 2-YR/OTHER		
	UNDER- GRADUATE	GRADUATE PROF	UNDER- GRADUATE	GRADUATE PROF	ASSOCIATE DEGREE	DIPLOMA & CERTIFICATE	ASSOCIATE DEGREE	OTHER UNDERGRAD	GRADUATE PROF	
Parks and Recreation	72	21	20	0	0	0	0	0	0	
Leisure and Recreational Activities	0	0	12	0	0	0	0	0	0	
Philosophy and Religion	45	10	71	0	0	0	0	0	0	
Theology	0	0	19	55	0	0	6	32	19	
Physical Sciences	116	148	94	3	0	0	0	0	0	
Science Technologies	0	0	0	0	6	16	0	0	0	
Psychology	397	34	357	12	0	0	0	0	0	
Protective Services	0	0	56	0	188	18	0	0	0	
Public Affairs	149	96	196	23	62	0	0	0	0	
Social Sciences	849	130	665	1	0	0	0	0	0	
Construction Trades	0	0	1	0	21	166	0	0	0	
Mechanics and Repairers	0	0	0	0	325	441	0	0	0	
Precision Production	5	0	15	0	192	290	0	0	0	
Transportation and Material Moving	0	0	13	0	7	771	0	0	0	
Visual and Performing Arts	390	155	303	8	0	0	0	0	0	
TOTAL	9,614	3,627	7,384	919	7,098	4,537	508	1,017	754	

Source: IPEDS Completions

112

113

DEGREES CONFERRED BY LEVEL
1990-1991

Institution	Less Than 2 Year Certificate			Associate			Bachelor's			Master's			Doctor's			First-Professional			Greater Than 2 Year Certificate			Total
	Count	%	Count	Count	%	Count	Count	%	Count	%	Count	%	Count	%	Count	%	Count	%	Count	%	Count	
IOWA STATE UNIVERSITY	15	0.3%	0	0.0%	0	0.0%	3,906	77.3%	744	14.7%	297	5.9%	90	1.8%	3	0.1%	5,055					
UNIVERSITY OF IOWA	0	0.0%	0	0.0%	0	0.0%	3,627	61.9%	1,361	23.2%	360	6.1%	480	8.2%	36	0.6%	5,864					
UNIVERSITY OF NORTHERN IOWA	0	0.0%	0	0.0%	0	0.0%	2,050	87.4%	281	12.1%	11	0.5%	0	0.0%	0	0.0%	2,322					
Regents' Universities Total	15	0.1%	0	0.0%	0	0.0%	9,563	72.2%	2,386	18.0%	668	5.0%	570	4.3%	39	0.3%	13,241					
BRIAR CLIFF COLLEGE	0	0.0%	3	1.3%	236	98.7%	0	0.0%	0	0.0%	0	0.0%	0	0.0%	0	0.0%	239					
BUENA VISTA COLLEGE	0	0.0%	0	0.0%	722	100.0%	0	0.0%	0	0.0%	0	0.0%	0	0.0%	0	0.0%	722					
CENTRAL COLLEGE (C.U.I.)	0	0.0%	0	0.0%	389	100.0%	0	0.0%	0	0.0%	0	0.0%	0	0.0%	0	0.0%	389					
CLARKE COLLEGE	0	0.0%	3	2.1%	124	86.1%	17	11.8%	0	0.0%	0	0.0%	0	0.0%	0	0.0%	144					
COE COLLEGE	0	0.0%	0	0.0%	250	100.0%	0	0.0%	0	0.0%	0	0.0%	0	0.0%	0	0.0%	250					
CORNELL COLLEGE	0	0.0%	0	0.0%	247	100.0%	0	0.0%	0	0.0%	0	0.0%	0	0.0%	0	0.0%	247					
DIVINE WORD COLLEGE	0	0.0%	2	22.2%	5	55.6%	0	0.0%	0	0.0%	0	0.0%	0	0.0%	2	22.2%	9					
DORDT COLLEGE	0	0.0%	34	16.0%	179	84.0%	0	0.0%	0	0.0%	0	0.0%	0	0.0%	0	0.0%	213					
DRAKE UNIVERSITY	0	0.0%	0	0.0%	768	58.1%	400	30.3%	8	0.6%	136	10.3%	9	0.7%	1,321							
GRACELAND COLLEGE	0	0.0%	0	0.0%	176	100.0%	0	0.0%	0	0.0%	0	0.0%	0	0.0%	0	0.0%	176					
GRAND VIEW COLLEGE	0	0.0%	2	1.2%	162	98.8%	0	0.0%	0	0.0%	0	0.0%	0	0.0%	0	0.0%	164					
GRINNELL COLLEGE	0	0.0%	0	0.0%	280	100.0%	0	0.0%	0	0.0%	0	0.0%	0	0.0%	0	0.0%	280					
IOWA WESLEYAN COLLEGE	0	0.0%	0	0.0%	143	100.0%	0	0.0%	0	0.0%	0	0.0%	0	0.0%	0	0.0%	143					
LORAS COLLEGE	0	0.0%	0	0.0%	281	92.7%	22	7.3%	0	0.0%	0	0.0%	0	0.0%	0	0.0%	303					
LUTHER COLLEGE	0	0.0%	0	0.0%	498	100.0%	0	0.0%	0	0.0%	0	0.0%	0	0.0%	0	0.0%	498					
MAHARISHI INTERNATIONAL U.	11	7.0%	1	0.6%	61	38.6%	77	48.7%	19	8.8%	4	2.5%	0	0.0%	4	2.5%	158					
MORNINGSIDE COLLEGE	0	0.0%	0	0.0%	197	91.2%	0	0.0%	0	0.0%	0	0.0%	0	0.0%	0	0.0%	216					
MOUNT MERCY COLLEGE	0	0.0%	0	0.0%	322	100.0%	0	0.0%	0	0.0%	0	0.0%	0	0.0%	0	0.0%	322					
MOUNT ST. CLARE COLLEGE	0	0.0%	43	45.7%	51	54.3%	0	0.0%	0	0.0%	0	0.0%	0	0.0%	0	0.0%	94					
NORTHWESTERN COLLEGE	0	0.0%	11	5.3%	194	93.3%	3	1.4%	0	0.0%	0	0.0%	0	0.0%	0	0.0%	208					
SAINT AMBROSE UNIVERSITY	0	0.0%	0	0.0%	320	77.1%	95	22.9%	0	0.0%	0	0.0%	0	0.0%	0	0.0%	415					
SIMPSON COLLEGE	0	0.0%	0	0.0%	274	98.2%	0	0.0%	0	0.0%	0	0.0%	0	0.0%	5	1.8%	279					
TEIKYO MARYCREST UNIVERSITY	20	7.5%	10	3.8%	204	76.7%	32	12.0%	0	0.0%	0	0.0%	0	0.0%	0	0.0%	266					
TEIKYO WESTMAR UNIVERSITY	0	0.0%	0	0.0%	110	100.0%	0	0.0%	0	0.0%	0	0.0%	0	0.0%	0	0.0%	110					

Source: IPEDS Completions
Note: Greater than 2 Year Certificates include post baccalaureate and post master's not included in other categories shown.



DEGREES CONFERRED BY LEVEL
1990-1991

Institution	Less Than 2 Year Certificate		Associate	Bachelor's	Master's	Doctor's	First-Professional	Greater Than 2 Year Certificate		Total			
	Certificate	Total						Certificate	Total				
UNIVERSITY OF DUBUQUE	0	0.0%	9	3.8%	47	20.0%	14	6.0%	31	13.2%	0	0.0%	235
UPPER IOWA UNIVERSITY	0	0.0%	4	0.9%	0	0.0%	0	0.0%	0	0.0%	0	0.0%	457
WARTBURG COLLEGE	0	0.0%	0	0.0%	0	0.0%	0	0.0%	0	0.0%	0	0.0%	297
WILLIAM PENN COLLEGE	0	0.0%	0	0.0%	0	0.0%	0	0.0%	0	0.0%	0	0.0%	148
Independent 4-Yr. Total	31	0.4%	122	1.5%	712	8.6%	26	0.3%	167	2.0%	20	0.2%	8,303
DES MOINES AREA COMM COLLEGE	536	35.1%	990	64.9%	0	0.0%	0	0.0%	0	0.0%	0	0.0%	1,526
EASTERN IOWA COMMUNITY COLLEGE	218	26.1%	616	73.9%	0	0.0%	0	0.0%	0	0.0%	0	0.0%	834
HAWKEYE INST TECHNOLOGY	361	41.6%	507	58.4%	0	0.0%	0	0.0%	0	0.0%	0	0.0%	868
INDIAN HILLS COMMUNITY COLLEGE	331	31.8%	710	68.2%	0	0.0%	0	0.0%	0	0.0%	0	0.0%	1,041
IOWA CENTRAL COMMUNITY COLLEGE	49	10.8%	403	89.2%	0	0.0%	0	0.0%	0	0.0%	0	0.0%	452
IOWA LAKES COMMUNITY COLLEGE	98	24.1%	309	75.9%	0	0.0%	0	0.0%	0	0.0%	0	0.0%	407
IOWA VALLEY COMMUNITY COLLEGE	212	33.5%	421	66.5%	0	0.0%	0	0.0%	0	0.0%	0	0.0%	633
IOWA WESTERN COMMUNITY COLLEGE	210	32.2%	443	67.8%	0	0.0%	0	0.0%	0	0.0%	0	0.0%	653
KIRKWOOD COMMUNITY COLLEGE	990	49.8%	999	50.2%	0	0.0%	0	0.0%	0	0.0%	0	0.0%	1,989
NORTH IOWA AREA CLAMM COLLEGE	304	34.8%	569	65.2%	0	0.0%	0	0.0%	0	0.0%	0	0.0%	873
NORTHEAST IOWA COMMUNITY COLLEGE	254	49.3%	255	49.5%	0	0.0%	0	0.0%	0	0.0%	6	1.2%	515
NORTHWEST IOWA TECH COLLEGE	156	63.7%	70	28.6%	0	0.0%	0	0.0%	0	0.0%	19	7.8%	245
SOUTHEASTERN COMMUNITY COLLEGE	189	33.9%	369	66.1%	0	0.0%	0	0.0%	0	0.0%	0	0.0%	558
SOUTHWESTERN COMMUNITY COLLEGE	159	48.2%	171	51.8%	0	0.0%	0	0.0%	0	0.0%	0	0.0%	330
WESTERN IOWA TECH	445	62.6%	266	37.4%	0	0.0%	0	0.0%	0	0.0%	0	0.0%	711
Community Colleges Total	4,512	38.8%	7,098	61.0%	0	0.0%	0	0.0%	0	0.0%	25	0.2%	11,635
ALLEN MEMORIAL NURSING SCHOOL	0	0.0%	0	0.0%	0	0.0%	0	0.0%	0	0.0%	32	100.0%	32
AMERICAN INSTITUTE OF BUSINESS	50	17.2%	241	82.8%	0	0.0%	0	0.0%	0	0.0%	0	0.0%	291
AMERICAN INSTITUTE OF COMMERCE	336	82.2%	73	17.8%	0	0.0%	0	0.0%	0	0.0%	0	0.0%	409
FAITH BAPTIST BIBLE COLLEGE	9	12.3%	13	17.8%	32	43.8%	0	0.0%	4	5.5%	0	0.0%	73
HAMILTON BUSINESS COLLEGE	186	100.0%	0	0.0%	0	0.0%	0	0.0%	0	0.0%	0	0.0%	186

Source: IPEDS Completions

Note: Greater than 2 Year Certificates include post baccalaureate and post master's not included in other categories shown.

DEGREES CONFERRED BY LEVEL
1990-1991

Institution	Less Than 2 Year Certificate			Associate			Bachelor's			Master's			Doctor's			First-Professional			Greater Than 2 Year Certificate			Total	
IOWA METHODIST NURSING SCHOOL	0	0.0%	0	0.0%	0	0.0%	0	0.0%	0	0.0%	0	0.0%	0	0.0%	0	0.0%	0	0.0%	0	0.0%	28	100.0%	28
JENNIE EDMUNDSON NURSING SCHOOL	0	0.0%	0	0.0%	0	0.0%	0	0.0%	0	0.0%	0	0.0%	0	0.0%	0	0.0%	0	0.0%	0	0.0%	21	100.0%	21
MERCY HOSPITAL NURSING SCHOOL	0	0.0%	0	0.0%	0	0.0%	0	0.0%	0	0.0%	0	0.0%	0	0.0%	0	0.0%	0	0.0%	0	0.0%	27	100.0%	27
PALMER COLLEGE OF CHIROPRACTIC	0	0.0%	0	0.0%	0	0.0%	112	19.2%	1	0.2%	0	0.0%	0	0.0%	0	0.0%	469	80.6%	0	0.0%	582	0.0%	582
SAINT LUKE'S SCHOOL OF NURSING	0	0.0%	0	0.0%	0	0.0%	0	0.0%	0	0.0%	0	0.0%	0	0.0%	0	0.0%	0	0.0%	0	0.0%	24	100.0%	24
STENCER SCHOOL OF BUSINESS	133	100.0%	0	0.0%	0	0.0%	0	0.0%	0	0.0%	0	0.0%	0	0.0%	0	0.0%	0	0.0%	0	0.0%	133	0.0%	133
U. OF OSTEOPATHIC MEDICINE	0	0.0%	0	0.0%	0	0.0%	18	6.4%	48	17.0%	0	0.0%	0	0.0%	0	0.0%	217	76.7%	0	0.0%	283	0.0%	283
WALDORF COLLEGE	9	4.7%	181	95.3%	0	0.0%	0	0.0%	0	0.0%	0	0.0%	0	0.0%	0	0.0%	0	0.0%	0	0.0%	190	0.0%	190
Independent 2-Yr/Other Total	723	31.7%	508	22.3%	162	7.1%	64	2.8%	0	0.0%	690	30.3%	132	5.8%	2,279	0.0%	0	0.0%	0	0.0%	2,279	0.0%	2,279
TOTAL	5,281	14.9%	7,728	21.8%	16,950	47.8%	3,162	8.9%	694	2.0%	1,427	4.0%	216	0.6%	35,458	0.0%	0	0.0%	0	0.0%	35,458	0.0%	35,458

Source: IPEDS Completions
Note: Greater than 2 Year Certificates include post baccalaureate and post master's not included in other categories shown.

FACULTY SALARIES AND TENURE

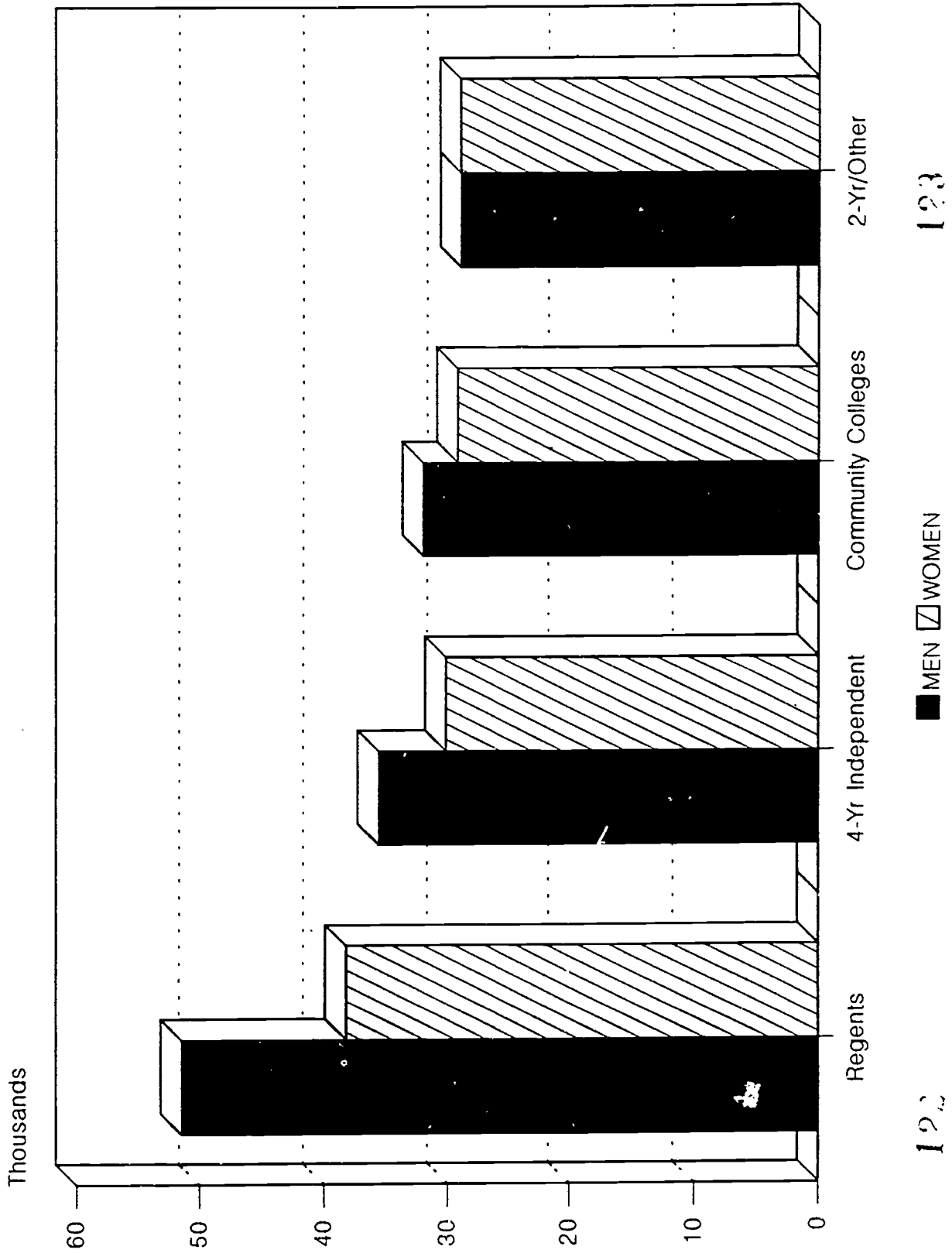
The data in this section was derived from the IPEDS Salary Survey of Full-Time Instructional Faculty. The first reports in this section provide a comparison of average faculty salaries for 1986 and 1991. The following report summarizes faculty tenure status by rank. The remaining reports include faculty salary information by rank for employees with 9-10 and 11-12 month contracts, with separate reports by gender.

124

121

AVERAGE FACULTY SALARIES

9 - 10 Month Contracts
1990 - 1991 Academic Year

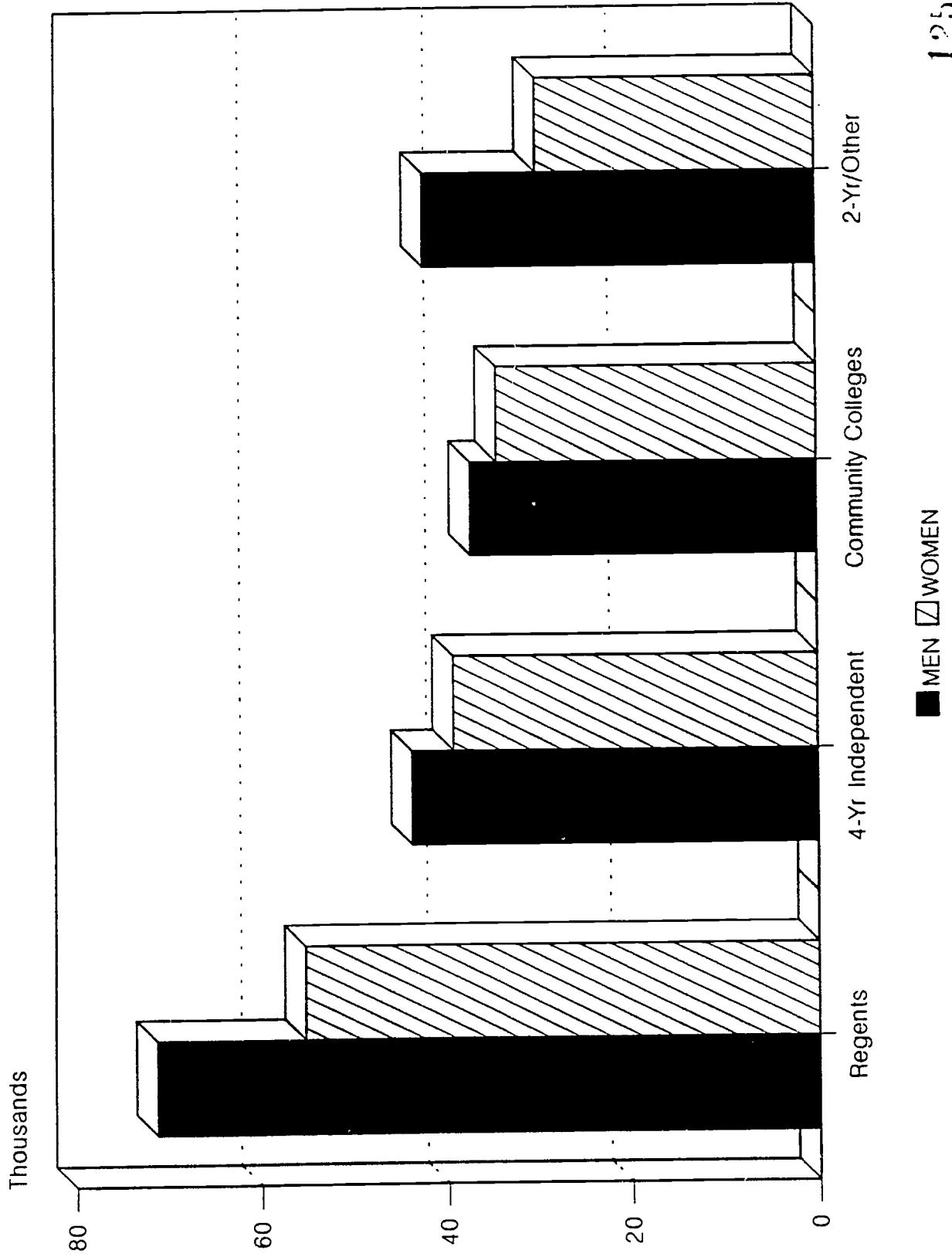


122

123

AVERAGE FACULTY SALARIES

11 - 12 Month Contracts
1990 - 1991 Academic Year



124

■ MEN ▨ WOMEN

125

AVERAGE FACULTY SALARIES BY TYPE OF IOWA INSTITUTION
1986 TO 1991
9-10 MONTH CONTRACTS

	IOWA REGENT UNIVERSITIES		IOWA 4-YR INDEPENDENT COLLEGES		IOWA COMMUNITY COLLEGES		PERCENT CHANGE
	1986	1991	1986	1991	1986	1991	
PROFESSORS							
MEN	41,189	62,836	31,792	42,982	27,791	36,062	29.76%
WOMEN	36,449	56,160	28,271	37,780	22,737	33,844	48.85%
ASSOCIATE PROFESSORS							
MEN	31,646	48,086	26,048	34,136	23,989	30,850	28.60%
WOMEN	28,745	41,940	24,360	33,669	21,366	29,020	35.82%
ASSISTANT PROFESSORS							
MEN	27,316	39,262	22,159	29,600	22,655	30,978	36.74%
WOMEN	24,004	35,535	21,390	28,416	18,724	26,530	41.69%
INSTRUCTORS							
MEN	20,329	26,110	18,793	24,186	23,320	32,771	40.53%
WOMEN	18,755	25,530	18,725	23,295	19,749	29,220	47.96%
OTHER							
MEN	---	---	22,594	29,511	22,918	30,915	34.89%
WOMEN	---	---	18,412	24,458	20,190	29,174	44.50%
TOTAL							
MEN	33,542	51,461	26,716	35,625	23,347	32,008	37.10%
WOMEN	25,351	38,227	22,178	30,142	20,190	29,194	44.60%

AVERAGE FACULTY SALARIES BY TYPE OF IOWA INSTITUTION
 COMPARED TO NATIONAL AVERAGES
 1990-91

	IOWA REGENT UNIVERSITIES		IOWA 4-YR INDEPENDENT COLLEGES		IOWA COMMUNITY COLLEGES		IOWA 2-YR INDEF./OTHER COLLEGES	
	9-MONTH AVERAGES*	NATIONAL AVERAGES*	9-MONTH AVERAGES*	NATIONAL AVERAGES*	9-MONTH AVERAGES*	NATIONAL AVERAGES*	9-MONTH AVERAGES*	NATIONAL AVERAGES*
PROFESSORS	62,120	60,450	42,290	49,610	35,729	45,050	32,731	35,080
ASSOCIATE PROFESSORS	46,602	44,000	34,005	38,200	30,287	38,070	29,285	29,950
ASSISTANT PROFESSORS	37,789	36,980	29,100	31,570	29,421	31,870	25,562	27,150
INSTRUCTORS	25,773	25,910	23,775	25,470	31,485	27,060	29,484	21,530
OTHER	---	31,290	27,827	32,840	30,058	22,490	---	---
TOTAL	47,943	47,650	33,984	38,620	30,833	36,420	28,950	28,280

*NATIONAL AVERAGE DATA SUPPLIED BY AAUP FOR 9-10 MONTH CONTRACTS.
 NOTE: SEE DETAILED TABLES FOR SCHOOLS LISTED IN EACH CATEGORY.

120

121



FACULTY TENURE STATUS BY RANK
1990-1991

Institution	Professor		Associate Professor		Assistant Professor		Instructors		Lecturers or No Academic Rank		Other		Total			
	Total	%	Total	%	Total	%	Total	%	Total	%	Total	%	Total	%		
	Tenured	Intenured	Tenured	Intenured	Tenured	Intenured	Tenured	Intenured	Tenured	Intenured	Tenured	Intenured	Tenured	Intenured		
IOWA STATE UNIVERSITY	504	99.6%	315	96.0%	55	17.6%	0	0.0%	0	0.0%	0	0.0%	0	0.0%	874	69.1%
UNIVERSITY OF IOWA	473	99.2%	281	93.0%	20	8.4%	0	0.0%	0	0.0%	0	0.0%	0	0.0%	774	75.4%
UNIVERSITY OF NORTHERN IOWA	157	98.7%	121	94.5%	82	38.9%	6	6.5%	0	0.0%	0	0.0%	0	0.0%	366	61.9%
Regents' Universities Total	1,134	99.3%	717	94.6%	157	20.6%	6	2.7%	0	0.0%	0	0.0%	0	0.0%	2,014	69.9%
BRIAR CLIFF COLLEGE	16	88.9%	11	84.6%	0	0.0%	0	0.0%	0	0.0%	0	0.0%	0	0.0%	27	45.8%
BUENA VISTA COLLEGE	20	100.0%	11	78.6%	2	6.9%	0	0.0%	0	0.0%	0	0.0%	0	0.0%	33	46.5%
CENTRAL COLLEGE (C.U.I.)	21	100.0%	30	90.9%	3	12.0%	0	0.0%	0	0.0%	0	0.0%	0	0.0%	54	62.1%
CLARKE COLLEGE	9	100.0%	7	77.8%	3	18.8%	0	0.0%	0	0.0%	0	0.0%	0	0.0%	19	41.3%
COE COLLEGE	24	100.0%	23	100.0%	4	16.7%	0	0.0%	0	0.0%	0	0.0%	0	0.0%	51	71.8%
CORNELL COLLEGE	29	100.0%	14	87.5%	0	0.0%	0	0.0%	0	0.0%	0	0.0%	0	0.0%	43	57.3%
DIVINE WORD COLLEGE	0	0.0%	0	0.0%	0	0.0%	0	0.0%	0	0.0%	0	0.0%	0	0.0%	0	0.0%
DORDT COLLEGE	22	100.0%	9	60.0%	1	5.3%	0	0.0%	0	0.0%	0	0.0%	0	0.0%	32	47.8%
DRAKE UNIVERSITY	114	97.4%	45	84.9%	3	3.5%	1	11.1%	0	0.0%	0	0.0%	0	0.0%	163	61.3%
GRACELAND COLLEGE	24	100.0%	8	80.0%	3	15.8%	0	0.0%	0	0.0%	0	0.0%	0	0.0%	35	58.3%
GRAND VIEW COLLEGE	20	90.9%	7	46.7%	3	9.4%	0	0.0%	0	0.0%	0	0.0%	0	0.0%	30	42.3%
GRINNELL COLLEGE	41	100.0%	29	87.9%	0	0.0%	0	0.0%	0	0.0%	0	0.0%	0	0.0%	70	53.4%
IOWA WESLEYAN COLLEGE	5	83.3%	11	78.6%	3	25.0%	0	0.0%	0	0.0%	1	100.0%	1	100.0%	20	46.5%
LORAS COLLEGE	37	100.0%	17	58.6%	4	12.5%	0	0.0%	0	0.0%	0	0.0%	0	0.0%	58	56.9%
LUTHER COLLEGE	58	95.1%	21	95.5%	13	26.0%	0	0.0%	0	0.0%	0	0.0%	0	0.0%	92	62.2%
MAHARISHI INTERNATIONAL U.	0	0.0%	0	0.0%	0	0.0%	0	0.0%	0	0.0%	0	0.0%	0	0.0%	0	0.0%
MORNINGSIDE COLLEGE	18	107.0%	15	75.0%	0	0.0%	0	0.0%	0	0.0%	0	0.0%	0	0.0%	33	52.4%
MOUNT MERCY COLLEGE	5	100.0%	18	94.7%	11	39.3%	0	0.0%	0	0.0%	0	0.0%	0	0.0%	34	55.7%
MOUNT ST. CLARE COLLEGE	0	0.0%	0	0.0%	0	0.0%	0	0.0%	0	0.0%	0	0.0%	0	0.0%	0	0.0%
NORTHWESTERN COLLEGE	9	100.0%	12	80.0%	5	20.8%	0	0.0%	0	0.0%	0	0.0%	0	0.0%	26	45.6%
SAINT AMBROSE UNIVERSITY	23	85.2%	8	88.9%	10	24.4%	0	0.0%	0	0.0%	0	0.0%	0	0.0%	41	51.9%
SIMPSON COLLEGE	25	100.0%	10	90.9%	3	20.0%	0	0.0%	0	0.0%	0	0.0%	0	0.0%	38	56.7%
TEIKYO MARYCREST UNIVERSITY	6	85.7%	9	75.0%	1	4.2%	0	0.0%	0	0.0%	3	0.0%	0	0.0%	16	33.3%

Source: IPEDS Salaries of Full-Time Instructional Faculty

Note: Faculty listed under the 'Other' category are faculty of any position who are working on other than a 9/10 month or 11/12 month contract.

FACULTY TENURE STATUS BY RANK
1990-1991

Institution	Professor		Associate Professor		Assistant Professor		Instructors		Lecturers or No Academic Rank		Other		Total			
	Total	%	Total	%	Total	%	Total	%	Total	%	Total	%	Total	%		
	Tenured	Tenured	Tenured	Tenured	Tenured	Tenured	Tenured	Tenured	Tenured	Tenured	Tenured	Tenured	Tenured	Tenured		
TEIKYO WESTMAR UNIVERSITY	6	100.0%	4	50.0%	2	18.2%	0	0.0%	0	0.0%	0	0.0%	0	0.0%	12	37.5%
UNIVERSITY OF DUBUQUE	21	87.5%	11	61.1%	3	27.3%	0	0.0%	0	0.0%	0	0.0%	0	0.0%	35	63.6%
UPPER IOWA UNIVERSITY	3	100.0%	5	83.3%	0	0.0%	0	0.0%	0	0.0%	0	0.0%	0	0.0%	8	32.0%
WARTBURG COLLEGE	28	93.3%	16	84.2%	4	14.8%	0	0.0%	0	0.0%	0	0.0%	0	0.0%	48	58.5%
WILLIAM PENN COLLEGE	7	50.0%	8	72.7%	3	27.3%	0	0.0%	0	0.0%	0	0.0%	0	0.0%	18	39.1%
Independent 4-Yr. Total	591	93.7%	359	76.7%	84	11.7%	1	0.5%	0	0.0%	4	1	25.0%	1,036	50.8%	
DES MOINES AREA COMM COLLEGE	0	0.0%	0	0.0%	0	0.0%	0	0.0%	0	0.0%	0	0	0.0%	0	0.0%	
EASTERN IOWA COMMUNITY COLLEGE	0	0.0%	0	0.0%	0	0.0%	0	0.0%	0	0.0%	0	0	0.0%	0	0.0%	
HAWKEYE INST TECHNOLOGY	0	0.0%	0	0.0%	0	0.0%	0	0.0%	0	0.0%	0	0	0.0%	0	0.0%	
INDIAN HILLS COMMUNITY COLLEGE	0	0.0%	0	0.0%	0	0.0%	0	0.0%	0	0.0%	0	0	0.0%	0	0.0%	
IOWA CENTRAL COMMUNITY COLLEGE	0	0.0%	0	0.0%	0	0.0%	0	0.0%	0	0.0%	0	0	0.0%	0	0.0%	
IOWA LAKES COMMUNITY COLLEGE	0	0.0%	0	0.0%	0	0.0%	0	0.0%	0	0.0%	0	0	0.0%	0	0.0%	
IOWA VALLEY COMMUNITY COLLEGE	0	0.0%	0	0.0%	0	0.0%	0	0.0%	0	0.0%	0	0	0.0%	0	0.0%	
IOWA WESTERN COMMUNITY COLLEGE	0	0.0%	0	0.0%	0	0.0%	0	0.0%	0	0.0%	0	0	0.0%	0	0.0%	
KIRKWOOD COMMUNITY COLLEGE	0	0.0%	0	0.0%	0	0.0%	0	0.0%	0	0.0%	0	0	0.0%	0	0.0%	
NORTH IOWA AREA COMM COLLEGE	0	0.0%	0	0.0%	0	0.0%	0	0.0%	0	0.0%	0	0	0.0%	0	0.0%	
NORTHEAST IOWA COMMUNITY COLLEGE	0	0.0%	0	0.0%	0	0.0%	0	0.0%	0	0.0%	0	0	0.0%	0	0.0%	
NORTHWEST IOWA TECH COLLEGE	0	0.0%	0	0.0%	0	0.0%	0	0.0%	0	0.0%	0	0	0.0%	0	0.0%	
SOUTHEASTERN COMMUNITY COLLEGE	0	0.0%	0	0.0%	0	0.0%	0	0.0%	0	0.0%	0	0	0.0%	0	0.0%	
SOUTHWESTERN COMMUNITY COLLEGE	0	0.0%	0	0.0%	0	0.0%	0	0.0%	0	0.0%	0	0	0.0%	0	0.0%	
WESTERN IOWA TECH	0	0.0%	0	0.0%	0	0.0%	0	0.0%	0	0.0%	1	0	0.0%	0	0.0%	
Community Colleges Total	0	0.0%	0	0.0%	0	0.0%	0	0.0%	0	0.0%	1	0	0.0%	0	0.0%	
ALLEN MEMORIAL NURSING SCHOOL	0	0.0%	0	0.0%	0	0.0%	0	0.0%	0	0.0%	0	0	0.0%	0	0.0%	
AMERICAN INSTITUTE OF BUSINESS	0	0.0%	0	0.0%	0	0.0%	0	0.0%	0	0.0%	0	0	0.0%	0	0.0%	
AMERICAN INSTITUTE OF COMMERCE	0	0.0%	0	0.0%	0	0.0%	0	0.0%	0	0.0%	0	0	0.0%	0	0.0%	

Source: IPEDS Salaries Of Full-Time Instructional Faculty

Note: Faculty listed under the 'Other' category are faculty of any position who are working on other than a 9/10 month or 11/12 month contract.

FACULTY TENURE STATUS BY RANK
1990-1991

Institution	Professor		Associate Professor		Assistant Professor		Instructors		Lecturers or No Academic Rank		Other		Total	
	Total	%	Total	%	Total	%	Total	%	Total	%	Total	%	Total	%
	Tenured	UnTenured	Tenured	UnTenured	Tenured	UnTenured	UnTenured	UnTenured	UnTenured	UnTenured	UnTenured	UnTenured	UnTenured	UnTenured
FAITH BAPTIST BIBLE COLLEGE	0	0.0%	0	0.0%	0	0.0%	0	0.0%	0	0.0%	0	0.0%	0	0.0%
HAMILTON BUSINESS COLLEGE	0	0.0%	0	0.0%	0	0.0%	0	0.0%	0	0.0%	0	0.0%	0	0.0%
IOWA METHODIST NURSING SCHOOL	0	0.0%	0	0.0%	0	0.0%	0	0.0%	0	0.0%	0	0.0%	0	0.0%
JENNIE EDMUNDSON NURSING SCHOOL	0	0.0%	0	0.0%	0	0.0%	0	0.0%	0	0.0%	0	0.0%	0	0.0%
MERCY HOSPITAL NURSING SCHOOL	0	0.0%	0	0.0%	0	0.0%	0	0.0%	0	0.0%	0	0.0%	0	0.0%
PALMER COLLEGE OF CHIROPRACTIC	0	0.0%	0	0.0%	0	0.0%	0	0.0%	0	0.0%	0	0.0%	0	0.0%
SAINT LUKE'S SCHOOL OF NURSING	0	0.0%	0	0.0%	0	0.0%	0	0.0%	0	0.0%	0	0.0%	0	0.0%
SPENCER SCHOOL OF BUSINESS	0	0.0%	0	0.0%	0	0.0%	0	0.0%	0	0.0%	0	0.0%	0	0.0%
U. OF OSTEOPATHIC MEDICINE	15	78.9%	17	58.6%	2	9.1%	0	0.0%	0	0.0%	0	0.0%	34	43.0%
WALDORF COLLEGE	9	100.0%	5	71.4%	0	0.0%	0	0.0%	0	0.0%	0	0.0%	14	43.8%
Independent 2-Yr/Other Total	24	39.3%	22	31.9%	2	2.7%	0	0.0%	0	0.0%	0	0.0%	48	11.7%
TOTAL	1,749	91.5%	1,098	80.6%	243	15.1%	7	0.7%	0	0.0%	5	20.0%	3,098	44.5%

Source: IPEDS Salaries Of Full-Time Instructional Faculty

Note: Faculty listed under the 'Other' category are faculty of any position who are working on other than a 9/10 month or 11/12 month contract.

134

135

FACULTY / SALARY INFORMATION
9 - MONTH FACULTY
1990-1991

Institution	TOTAL		PROFESSOR		ASSOCIATE PROFESSOR		ASSISTANT PROFESSOR		INSTRUCTOR		LECTURER/ OTHER	
	N	MEAN SALARY	N	MEAN SALARY	N	MEAN SALARY	N	MEAN SALARY	N	MEAN SALARY	N	MEAN SALARY
IOWA STATE UNIVERSITY	987	\$47,053	318	\$63,650	267	\$47,248	288	\$37,764	114	\$23,763	0	\$0
UNIVERSITY OF IOWA	865	\$53,809	414	\$64,287	249	\$47,489	199	\$40,195	3	\$35,333	0	\$0
UNIVERSITY OF NORTHERN IOWA	582	\$40,736	154	\$53,134	126	\$43,481	211	\$35,552	91	\$27,975	0	\$0
Regents' Universities Average	2,434	\$47,943	886	\$62,120	642	\$46,602	698	\$37,789	208	\$25,773	0	\$0
BRIAR CLIFF COLLEGE	59	\$28,436	18	\$33,381	13	\$28,464	18	\$26,960	10	\$22,160	0	\$0
BUENA VISTA COLLEGE	68	\$36,943	19	\$47,643	13	\$39,607	28	\$31,287	8	\$26,996	0	\$0
CENTRAL COLLEGE (C.U.I.)	87	\$35,956	21	\$44,567	33	\$37,284	25	\$30,481	8	\$24,992	0	\$0
CLARKE COLLEGE	46	\$27,592	9	\$35,140	9	\$29,697	16	\$25,701	12	\$22,875	0	\$0
COE COLLEGE	71	\$37,198	24	\$46,017	23	\$37,123	24	\$28,450	0	\$0	0	\$0
CORNELL COLLEGE	75	\$39,846	29	\$49,258	16	\$37,743	27	\$32,319	3	\$27,833	0	\$0
DIVINE WORD COLLEGE	17	\$20,830	1	\$32,066	2	\$20,459	10	\$22,060	4	\$15,148	0	\$0
DORDT COLLEGE	67	\$30,954	22	\$35,590	15	\$31,815	19	\$28,500	11	\$24,749	0	\$0
DRAKE UNIVERSITY	239	\$42,496	111	\$50,654	47	\$38,868	75	\$33,854	5	\$28,982	1	\$23,200
GRACELAND COLLEGE	60	\$28,416	24	\$32,761	10	\$28,796	19	\$24,463	4	\$23,318	3	\$24,229
GRAND VIEW COLLEGE	71	\$28,387	22	\$33,709	15	\$28,016	32	\$25,417	2	\$20,146	0	\$0
GRINWELL COLLEGE	131	\$43,098	41	\$56,297	33	\$42,226	51	\$33,776	5	\$34,286	1	\$50,209
IOWA WESLEYAN COLLEGE	36	\$21,876	6	\$23,975	12	\$23,425	10	\$20,500	7	\$19,557	1	\$20,700
LORAS COLLEGE	102	\$32,514	37	\$37,051	29	\$32,324	32	\$28,431	4	\$24,600	0	\$0
LUTHER COLLEGE	146	\$36,583	60	\$44,502	21	\$37,067	50	\$30,573	15	\$24,267	0	\$0
MAHARISHI INTERNATIONAL U.	0	\$0	0	\$0	0	\$0	0	\$0	0	\$0	0	\$0
MORNINGSIDE COLLEGE	63	\$30,922	18	\$35,916	20	\$30,061	23	\$28,191	2	\$26,000	0	\$0
MOUNT MERCY COLLEGE	60	\$30,473	5	\$36,806	18	\$31,818	28	\$30,253	9	\$24,948	0	\$0
MOUNT ST. CLARE COLLEGE	18	\$27,836	0	\$0	0	\$0	0	\$0	0	\$0	18	\$27,836
NORTHWESTERN COLLEGE	57	\$28,750	9	\$36,405	15	\$31,641	24	\$26,600	9	\$22,008	0	\$0
SAINT AMBROSE UNIVERSITY	75	\$31,458	26	\$36,115	9	\$33,235	38	\$28,085	2	\$27,000	0	\$0
SIMPSON COLLEGE	65	\$34,673	25	\$42,784	11	\$35,090	15	\$29,035	14	\$25,901	0	\$0
TEIKYO MARYCREST UNIVERSITY	43	\$27,974	6	\$31,221	11	\$31,096	24	\$26,208	2	\$22,250	0	\$0

Source: IPEDS Salaries of Full-Time Instructional Faculty

Note: Salaries at Maharishi International University have been excluded from all averages.

FACULTY / SALARY INFORMATION
9 - MONTH FACULTY
1990-1991

Institution	TOTAL		PROFESSOR		ASSOCIATE PROFESSOR		ASSISTANT PROFESSOR		INSTRUCTOR		LECTURER/ OTHER	
	N	MEAN SALARY	N	MEAN SALARY	N	MEAN SALARY	N	MEAN SALARY	N	MEAN SALARY	N	MEAN SALARY
TEIKYO WESTMAR UNIVERSITY	32	\$26,277	6	\$33,681	8	\$27,763	11	\$24,374	7	\$21,221	0	\$0
UNIVERSITY OF DUBUQUE	55	\$31,767	24	\$34,245	18	\$31,112	11	\$28,419	2	\$26,331	0	\$0
UPPER IOWA UNIVERSITY	24	\$26,128	2	\$31,050	6	\$29,995	10	\$25,600	6	\$21,500	0	\$0
WARTBURG COLLEGE	82	\$32,718	30	\$38,592	19	\$33,649	27	\$27,922	6	\$21,980	0	\$0
WILLIAM PENN COLLEGE	46	\$25,166	14	\$29,070	11	\$27,199	11	\$23,305	10	\$19,512	0	\$0
Independent 4-Yr. Average	1,895	\$33,984	609	\$42,290	437	\$34,005	658	\$29,100	167	\$23,775	24	\$27,827
DES MOINES AREA COMM COLLEGE	150	\$32,870	0	\$0	0	\$0	0	\$0	0	\$0	150	\$32,870
EASTERN IOWA COMMUNITY COLLEGE	97	\$29,866	0	\$0	0	\$0	0	\$0	97	\$29,866	0	\$0
HAWKEYE INST TECHNOLOGY	44	\$28,183	0	\$0	0	\$0	0	\$0	0	\$0	44	\$28,183
INDIAN HILLS COMMUNITY COLLEGE	66	\$27,575	0	\$0	0	\$0	0	\$0	0	\$0	66	\$27,575
IOWA CENTRAL COMMUNITY COLLEGE	65	\$32,299	10	\$33,479	3	\$34,218	13	\$34,300	39	\$31,181	0	\$0
IOWA LAKES COMMUNITY COLLEGE	26	\$31,677	0	\$0	0	\$0	0	\$0	0	\$0	26	\$31,677
IOWA VALLEY COMMUNITY COLLEGE	65	\$31,666	32	\$35,309	21	\$30,006	9	\$25,673	3	\$22,405	0	\$0
IOWA WESTERN COMMUNITY COLLEGE	76	\$29,238	18	\$37,727	15	\$29,895	18	\$27,771	25	\$23,788	0	\$0
KIRKWOOD COMMUNITY COLLEGE	86	\$29,327	0	\$0	0	\$0	0	\$0	0	\$0	86	\$29,327
NORTH IOWA AREA COMM COLLEGE	69	\$35,347	0	\$0	0	\$0	0	\$0	69	\$35,347	0	\$0
NORTHEAST IOWA COMMUNITY COLLEGE	74	\$29,224	0	\$0	0	\$0	0	\$0	0	\$0	74	\$29,224
NORTHWEST IOWA TECH COLLEGE	11	\$25,536	0	\$0	0	\$0	0	\$0	0	\$0	11	\$25,536
SOUTHEASTERN COMMUNITY COLLEGE	57	\$33,626	0	\$0	0	\$0	0	\$0	57	\$33,626	0	\$0
SOUTHWESTERN COMMUNITY COLLEGE	25	\$29,400	0	\$0	0	\$0	0	\$0	0	\$0	25	\$29,400
WESTERN IOWA TECH	40	\$29,387	0	\$0	0	\$0	0	\$0	0	\$0	40	\$29,387
Community Colleges Average	951	\$30,833	60	\$35,729	39	\$30,287	40	\$29,421	290	\$31,485	522	\$30,058
ALLEN MEMORIAL NURSING SCHOOL	6	\$30,964	0	\$0	0	\$0	0	\$0	6	\$30,964	0	\$0
AMERICAN INSTITUTE OF BUSINESS	0	\$0	0	\$0	0	\$0	0	\$0	0	\$0	0	\$0
AMERICAN INSTITUTE OF COMMERCE	0	\$0	0	\$0	0	\$0	0	\$0	0	\$0	0	\$0

Source: IPEDS Salaries of Full-Time Instructional Faculty

Note: Salaries at Maharishi International University have been excluded from all averages.

FACULTY / SALARY INFORMATION
 9 - MONTH FACULTY
 1990-1991

Institution	TOTAL		PROFESSOR		ASSOCIATE PROFESSOR		ASSISTANT PROFESSOR		INSTRUCTOR		LECTURER/ OTHER	
	N	MEAN SALARY	N	MEAN SALARY	N	MEAN SALARY	N	MEAN SALARY	N	MEAN SALARY	N	MEAN SALARY
FAITH BAPTIST BIBLE COLLEGE	0	\$0	0	\$0	0	\$0	0	\$0	0	\$0	0	\$0
HAMILTON BUSINESS COLLEGE	0	\$0	0	\$0	0	\$0	0	\$0	0	\$0	0	\$0
IOWA METHODIST NURSING SCHOOL	0	\$0	0	\$0	0	\$0	0	\$0	0	\$0	0	\$0
JENNIE EDMUNDSON NURSING SCHOOL	7	\$30,846	0	\$0	0	\$0	0	\$0	7	\$30,846	0	\$0
MERCY HOSPITAL NURSING SCHOOL	13	\$28,801	0	\$0	0	\$0	0	\$0	13	\$28,801	0	\$0
PALMER COLLEGE OF CHIROPRACTIC	0	\$0	0	\$0	0	\$0	0	\$0	0	\$0	0	\$0
SAINT LUKE'S SCHOOL OF NURSING	0	\$0	0	\$0	0	\$0	0	\$0	0	\$0	0	\$0
SPENCER SCHOOL OF BUSINESS	0	\$0	0	\$0	0	\$0	0	\$0	0	\$0	0	\$0
U. OF OSTEOPATHIC MEDICINE	0	\$0	0	\$0	0	\$0	0	\$0	0	\$0	0	\$0
WALDORF COLLEGE	32	\$28,218	9	\$32,731	7	\$29,285	15	\$25,541	1	\$19,958	0	\$0
Independent 2-Yr/Other Average	58	\$28,950	9	\$32,731	7	\$29,285	15	\$25,562	27	\$29,484	0	\$0
TOTAL	5,338	\$39,733	1,564	\$53,217	1,125	\$41,036	1,411	\$33,370	692	\$27,829	546	\$29,960

Source: IPEOS Salaries Of Full-Time Instructional Faculty
 Note: Salaries at Maharishi International University have been excluded from all averages.



MALE FACULTY / SALARY INFORMATION
9 - MONTH FACULTY
1990-1991

Institution	TOTAL		PROFESSOR		ASSOCIATE PROFESSOR		ASSISTANT PROFESSOR		INSTRUCTOR		LECTURER/ OTHER	
	N	MEAN SALARY	N	MEAN SALARY	N	MEAN SALARY	N	MEAN SALARY	N	MEAN SALARY	N	MEAN SALARY
IOWA STATE UNIVERSITY	722	\$50,963	287	\$64,337	204	\$48,946	181	\$39,389	50	\$24,329	0	\$0
UNIVERSITY OF IOWA	670	\$56,788	371	\$64,937	188	\$49,053	110	\$42,755	1	\$31,000	0	\$0
UNIVERSITY OF NORTHERN IOWA	395	\$43,337	133	\$53,733	95	\$44,327	131	\$36,154	36	\$28,448	0	\$0
Regents' Universities Average	1,787	\$51,461	791	\$62,836	487	\$48,086	422	\$39,262	87	\$26,110	0	\$0
BRIAR CLIFF COLLEGE	37	\$29,184	14	\$33,312	10	\$28,470	7	\$27,538	6	\$22,661	0	\$0
BUENA VISTA COLLEGE	51	\$38,523	17	\$48,235	11	\$38,986	17	\$32,146	6	\$28,227	0	\$0
CENTRAL COLLEGE (C.U.I.)	63	\$36,400	18	\$44,614	21	\$37,806	18	\$30,373	6	\$24,914	0	\$0
CLARKE COLLEGE	19	\$27,122	2	\$32,234	3	\$28,347	8	\$26,428	6	\$25,730	0	\$0
COE COLLEGE	52	\$38,861	22	\$46,143	17	\$37,218	13	\$28,687	0	\$0	0	\$0
CORNELL COLLEGE	59	\$41,131	26	\$49,739	13	\$37,922	18	\$32,472	2	\$28,000	0	\$0
DIVINE WORD COLLEGE	6	\$21,448	1	\$32,000	1	\$20,518	2	\$23,826	2	\$14,259	0	\$0
DORDT COLLEGE	57	\$31,423	20	\$35,550	14	\$31,516	18	\$28,633	5	\$24,705	0	\$0
DRAKE UNIVERSITY	181	\$44,740	103	\$50,997	31	\$40,153	45	\$34,253	1	\$36,000	1	\$23,200
GRACELAND COLLEGE	45	\$29,536	21	\$33,402	7	\$29,112	12	\$25,033	3	\$23,423	2	\$26,612
GRAND VIEW COLLEGE	38	\$29,567	16	\$34,132	8	\$28,409	13	\$25,372	1	\$20,313	0	\$0
GRINNELL COLLEGE	85	\$46,434	37	\$56,484	22	\$42,169	23	\$35,148	2	\$35,308	1	\$50,209
IOWA WESLEYAN COLLEGE	18	\$22,453	4	\$23,062	8	\$23,487	3	\$21,200	3	\$20,140	0	\$0
LORAS COLLEGE	83	\$33,087	33	\$37,321	25	\$32,280	24	\$28,416	1	\$25,700	0	\$0
LUTHER COLLEGE	99	\$39,084	53	\$45,015	14	\$36,833	27	\$30,598	5	\$28,344	0	\$0
MAHARISHI INTERNATIONAL U.	0	\$0	0	\$0	0	\$0	0	\$0	0	\$0	0	\$0
MORNINGSIDE COLLEGE	48	\$31,754	17	\$36,088	16	\$30,156	13	\$28,938	2	\$26,000	0	\$0
MOUNT MERCY COLLEGE	30	\$31,015	2	\$36,058	13	\$31,491	12	\$31,154	3	\$25,032	0	\$0
MOUNT ST. CLARE COLLEGE	12	\$28,795	0	\$0	0	\$0	0	\$0	0	\$0	12	\$28,795
NORTHWESTERN COLLEGE	46	\$29,452	9	\$36,405	12	\$32,181	18	\$26,808	7	\$22,635	0	\$0
SAINTE AMBROSE UNIVERSITY	54	\$32,447	21	\$36,274	8	\$33,655	25	\$28,845	0	\$0	0	\$0
SIMPSON COLLEGE	43	\$37,125	23	\$43,100	6	\$35,508	6	\$30,191	8	\$26,359	0	\$0
TEIKYO MARYCREST UNIVERSITY	23	\$28,455	1	\$30,000	7	\$33,353	14	\$26,393	1	\$21,500	0	\$0

Source: IPEDS Salaries Of Full-Time Instructional Faculty
Note: Salaries at Maharishi International University have been excluded from all averages.

143

142

MALE FACULTY / SALARY INFORMATION
9 - MONTH FACULTY
1990-1991

Institution	TOTAL		PROFESSOR		ASSOCIATE PROFESSOR		ASSISTANT PROFESSOR		INSTRUCTOR		LECTURER/ OTHER	
	N	MEAN SALARY	N	MEAN SALARY	N	MEAN SALARY	N	MEAN SALARY	N	MEAN SALARY	N	MEAN SALARY
TEIKYO WESTHAR UNIVERSITY	25	\$26,814	5	\$34,468	8	\$27,763	7	\$24,338	5	\$21,110	0	\$0
UNIVERSITY OF DUBUQUE	40	\$33,114	20	\$35,124	13	\$31,069	6	\$31,326	1	\$30,237	0	\$0
UPPER IOWA UNIVERSITY	19	\$26,677	2	\$31,050	5	\$29,394	9	\$25,755	3	\$22,000	0	\$0
WARTBURG COLLEGE	57	\$34,582	28	\$38,650	13	\$34,025	14	\$28,927	2	\$20,850	0	\$0
WILLIAM PENN COLLEGE	38	\$24,775	13	\$28,751	8	\$26,955	8	\$22,373	9	\$19,231	0	\$0
Independent 4-Yr. Average	1,328	\$35,625	528	\$42,982	314	\$34,136	380	\$29,600	90	\$24,186	16	\$29,511
DES MOINES AREA COMM COLLEGE	72	\$34,206	0	\$0	0	\$0	0	\$0	0	\$0	72	\$34,206
EASTERN IOWA COMMUNITY COLLEGE	59	\$30,764	0	\$0	0	\$0	0	\$0	59	\$30,764	0	\$0
HAWKEYE INST TECHNOLOGY	22	\$28,895	0	\$0	0	\$0	0	\$0	0	\$0	22	\$28,895
INDIAN HILLS COMMUNITY COLLEGE	28	\$28,432	0	\$0	0	\$0	0	\$0	0	\$0	28	\$28,432
IOWA CENTRAL COMMUNITY COLLEGE	47	\$32,801	7	\$34,196	3	\$34,218	12	\$34,296	25	\$31,523	0	\$0
IOWA LAKES COMMUNITY COLLEGE	21	\$32,532	0	\$0	0	\$0	0	\$0	0	\$0	21	\$32,532
IOWA VALLEY COMMUNITY COLLEGE	45	\$32,805	27	\$35,380	13	\$30,458	4	\$25,715	1	\$22,169	0	\$0
IOWA WESTERN COMMUNITY COLLEGE	48	\$31,680	17	\$37,914	11	\$30,394	10	\$29,101	10	\$25,079	0	\$0
KIRKHOOD COMMUNITY COLLEGE	51	\$30,278	0	\$0	0	\$0	0	\$0	0	\$0	51	\$30,278
NORTH IOWA AREA COMM COLLEGE	49	\$36,669	0	\$0	0	\$0	0	\$0	49	\$36,669	0	\$0
NORTHEAST IOWA COMMUNITY COLLEGE	25	\$28,669	0	\$0	0	\$0	0	\$0	0	\$0	25	\$28,669
NORTHWEST IOWA TECH COLLEGE	6	\$26,545	0	\$0	0	\$0	0	\$0	0	\$0	6	\$26,545
SOUTHEASTERN COMMUNITY COLLEGE	41	\$33,894	0	\$0	0	\$0	0	\$0	41	\$33,894	0	\$0
SOUTHWESTERN COMMUNITY COLLEGE	19	\$29,888	0	\$0	0	\$0	0	\$0	0	\$0	19	\$29,888
WESTERN IOWA TECH	21	\$29,833	0	\$0	0	\$0	0	\$0	0	\$0	21	\$29,833
Community Colleges Average	554	\$32,008	51	\$36,062	27	\$30,850	26	\$30,978	185	\$32,771	265	\$30,915
AMERICAN INSTITUTE OF BUSINESS	0	\$0	0	\$0	0	\$0	0	\$0	0	\$0	0	\$0
AMERICAN INSTITUTE OF COMMERCE	0	\$0	0	\$0	0	\$0	0	\$0	0	\$0	0	\$0
FAITH BAPTIST BIBLE COLLEGE	0	\$0	0	\$0	0	\$0	0	\$0	0	\$0	0	\$0

Source: IPEDS Salaries Of Full-Time Instructional Faculty

Note: Salaries at Maharishi International University have been excluded from all averages.

MALE FACULTY / SALARY INFORMATION
9 - MONTH FACULTY
1990-1991

Institution	TOTAL		PROFESSOR		ASSOCIATE PROFESSOR		ASSISTANT PROFESSOR		INSTRUCTOR		LECTURER/ OTHER	
	N	MEAN SALARY	N	MEAN SALARY	N	MEAN SALARY	N	MEAN SALARY	N	MEAN SALARY	N	MEAN SALARY
HAMILTON BUSINESS COLLEGE	0	\$0	0	\$0	0	\$0	0	\$0	0	\$0	0	\$0
IOWA METHODIST NURSING SCHOOL	0	\$0	0	\$0	0	\$0	0	\$0	0	\$0	0	\$0
PALMER COLLEGE OF CHIROPRACTIC	0	\$0	0	\$0	0	\$0	0	\$0	0	\$0	0	\$0
SPENCER SCHOOL OF BUSINESS	0	\$0	0	\$0	0	\$0	0	\$0	0	\$0	0	\$0
U. OF OSTEOPATHIC MEDICINE	0	\$0	0	\$0	0	\$0	0	\$0	0	\$0	0	\$0
WALDORF COLLEGE	24	\$28,930	8	\$33,015	5	\$28,998	11	\$25,928	0	\$0	0	\$0
Independent 2-Yr/Other Average	24	\$28,930	8	\$33,015	5	\$28,998	11	\$25,928	0	\$0	0	\$0
TOTAL	3,693	\$42,702	1,378	\$54,064	833	\$42,154	839	\$34,455	362	\$29,036	281	\$30,835

146

Source: IPEDS Salaries of Full-Time Instructional Faculty
Note: Salaries at Maharishi International University have been excluded from all averages.

147



FEMALE FACULTY / SALARY INFORMATION
9 - MONTH FACULTY
1990-1991

Institution	TOTAL		PROFESSOR		ASSOCIATE PROFESSOR		ASSISTANT PROFESSOR		INSTRUCTOR		LECTURER/ OTHER	
	N	MEAN SALARY	N	MEAN SALARY	N	MEAN SALARY	N	MEAN SALARY	N	MEAN SALARY	N	MEAN SALARY
IOWA STATE UNIVERSITY	265	\$36,398	31	\$57,286	63	\$41,751	107	\$35,016	64	\$23,321	0	\$0
UNIVERSITY OF IOWA	195	\$43,573	43	\$58,679	61	\$42,669	89	\$37,031	2	\$37,500	0	\$0
UNIVERSITY OF NORTHERN IOWA	187	\$35,244	21	\$49,340	31	\$40,887	80	\$34,567	55	\$27,666	0	\$0
Regents' Universities Average	647	\$38,227	95	\$56,160	155	\$41,940	276	\$35,535	121	\$25,530	0	\$0
BRIAR CLIFF COLLEGE	22	\$27,179	4	\$33,620	3	\$28,441	11	\$26,591	4	\$21,409	0	\$0
BUENA VISTA COLLEGE	17	\$32,202	2	\$42,614	2	\$43,021	11	\$29,960	2	\$23,305	0	\$0
CENTRAL COLLEGE (C.U.I.)	24	\$34,794	3	\$44,287	12	\$36,370	7	\$30,757	2	\$25,226	0	\$0
CLARKE COLLEGE	27	\$27,923	7	\$35,970	6	\$30,371	8	\$24,973	6	\$20,021	0	\$0
COE COLLEGE	19	\$32,645	2	\$44,625	6	\$36,854	11	\$28,171	0	\$0	0	\$0
CORNELL COLLEGE	16	\$35,111	3	\$45,083	3	\$36,970	9	\$32,013	1	\$27,500	0	\$0
DIVINE WORD COLLEGE	11	\$20,493	0	\$0	1	\$20,400	8	\$21,618	2	\$16,037	0	\$0
DORDT COLLEGE	10	\$28,282	2	\$36,000	1	\$36,000	1	\$26,100	6	\$24,786	0	\$0
DRAKE UNIVERSITY	58	\$35,492	8	\$46,233	16	\$36,378	30	\$33,256	4	\$27,227	0	\$0
GRACELAND COLLEGE	15	\$25,057	3	\$28,268	3	\$28,060	7	\$23,486	1	\$23,115	1	\$19,463
GRAND VIEW COLLEGE	33	\$27,028	6	\$32,579	7	\$27,568	19	\$25,448	1	\$19,980	0	\$0
GRINNELL COLLEGE	46	\$36,935	4	\$54,568	11	\$42,340	28	\$32,649	3	\$33,605	0	\$0
IOWA WESLEYAN COLLEGE	18	\$21,298	2	\$25,800	4	\$23,300	7	\$20,200	4	\$19,120	1	\$20,700
LORAS COLLEGE	19	\$30,010	4	\$34,825	4	\$32,600	8	\$28,475	3	\$24,233	0	\$0
LUTHER COLLEGE	47	\$31,316	7	\$40,621	7	\$37,534	23	\$30,543	10	\$22,228	0	\$0
MAHARISHI INTERNATIONAL U.	0	\$0	0	\$0	0	\$0	0	\$0	0	\$0	0	\$0
MORNINGSIDE COLLEGE	15	\$28,262	1	\$33,000	4	\$29,682	10	\$27,220	0	\$0	0	\$0
MOUNT MERCY COLLEGE	30	\$29,931	3	\$37,305	5	\$32,668	16	\$29,578	6	\$24,905	0	\$0
MOUNT ST. CLARE COLLEGE	6	\$25,917	0	\$0	0	\$0	0	\$0	0	\$0	6	\$25,917
NORTHWESTERN COLLEGE	11	\$25,811	0	\$0	3	\$29,483	6	\$25,975	2	\$19,812	0	\$0
SAINT AMBROSE UNIVERSITY	21	\$28,915	5	\$35,447	1	\$29,877	13	\$26,623	2	\$27,000	0	\$0
SIMPSON COLLEGE	22	\$29,880	2	\$39,150	5	\$34,590	9	\$28,263	6	\$25,291	0	\$0
TEIKYO MARYCREST UNIVERSITY	20	\$27,420	5	\$31,465	4	\$27,147	10	\$25,950	1	\$23,000	0	\$0

Source: IPEDS Salaries of Full-Time Instructional Faculty

Note: Salaries at Maharishi International University have been excluded from all averages.

FEMALE FACULTY / SALARY INFORMATION
9 - MONTH FACULTY
1990-1991

Institution	TOTAL		PROFESSOR		ASSOCIATE PROFESSOR		ASSISTANT PROFESSOR		INSTRUCTOR		LECTURER/ OTHER	
	N	MEAN SALARY	N	MEAN SALARY	N	MEAN SALARY	N	MEAN SALARY	N	MEAN SALARY	N	MEAN SALARY
TEIKYO WESTMAR UNIVERSITY	7	\$24,357	1	\$29,750	0	\$0	4	\$24,437	2	\$21,500	0	\$0
UNIVERSITY OF DUBUQUE	15	\$28,174	4	\$29,854	5	\$31,225	5	\$24,930	1	\$22,425	0	\$0
UPPER IOWA UNIVERSITY	5	\$24,040	0	\$0	1	\$33,000	1	\$24,200	3	\$21,000	0	\$0
WARTRURG COLLEGE	25	\$28,466	2	\$37,780	6	\$32,835	13	\$26,839	4	\$22,545	0	\$0
WILLIAM PENN COLLEGE	8	\$27,021	1	\$33,215	3	\$27,849	3	\$25,790	1	\$22,040	0	\$0
Independent 4-Yr. Average	567	\$30,142	81	\$37,780	123	\$33,669	278	\$28,416	77	\$23,295	8	\$24,458
DES MOINES AREA COMM COLLEGE	78	\$31,636	0	\$0	0	\$0	0	\$0	0	\$0	78	\$31,636
EASTERN IOWA COMMUNITY COLLEGE	38	\$28,472	0	\$0	0	\$0	0	\$0	38	\$28,472	0	\$0
HAWKEYE INST TECHNOLOGY	22	\$27,472	0	\$0	0	\$0	0	\$0	0	\$0	22	\$27,472
INDIAN HILLS COMMUNITY COLLEGE	38	\$26,944	0	\$0	0	\$0	0	\$0	0	\$0	38	\$26,944
IOWA CENTRAL COMMUNITY COLLEGE	18	\$30,986	3	\$31,804	0	\$0	1	\$34,352	14	\$30,570	0	\$0
IOWA LAKES COMMUNITY COLLEGE	5	\$28,088	0	\$0	0	\$0	0	\$0	0	\$0	5	\$28,088
IOWA VALLEY COMMUNITY COLLEGE	20	\$29,101	5	\$34,926	8	\$29,270	5	\$25,638	2	\$22,523	0	\$0
IOWA WESTERN COMMUNITY COLLEGE	28	\$25,051	1	\$34,558	4	\$28,521	8	\$26,110	15	\$22,928	0	\$0
KIRKWOOD COMMUNITY COLLEGE	35	\$27,941	0	\$0	0	\$0	0	\$0	0	\$0	35	\$27,941
NORTH IOWA AREA COMM COLLEGE	20	\$32,109	0	\$0	0	\$0	0	\$0	20	\$32,109	0	\$0
NORTHEAST IOWA COMMUNITY COLLEGE	49	\$29,507	0	\$0	0	\$0	0	\$0	0	\$0	49	\$29,507
NORTHWEST IOWA TECH COLLEGE	5	\$24,325	0	\$0	0	\$0	0	\$0	0	\$0	5	\$24,325
SOUTHEASTERN COMMUNITY COLLEGE	16	\$32,938	0	\$0	0	\$0	0	\$0	16	\$32,938	0	\$0
SOUTHWESTERN COMMUNITY COLLEGE	6	\$27,854	0	\$0	0	\$0	0	\$0	0	\$0	6	\$27,854
WESTERN IOWA TECH	19	\$28,893	0	\$0	0	\$0	0	\$0	0	\$0	19	\$28,893
Community Colleges Average	397	\$29,194	9	\$33,844	12	\$29,020	14	\$26,530	105	\$29,220	257	\$29,174
ALLEN MEMORIAL NURSING SCHOOL	6	\$30,964	0	\$0	0	\$0	0	\$0	6	\$30,964	0	\$0
AMERICAN INSTITUTE OF BUSINESS	0	\$0	0	\$0	0	\$0	0	\$0	0	\$0	0	\$0
AMERICAN INSTITUTE OF COMMERCE	0	\$0	0	\$0	0	\$0	0	\$0	0	\$0	0	\$0

Source: IPEDS Salaries of Full-Time Instructional Faculty

Note: Salaries at Maharishi International University have been excluded from all averages.

FEMALE FACULTY / SALARY INFORMATION
9 - MONTH FACULTY
1990-1991

Institution	TOTAL		PROFESSOR		ASSOCIATE PROFESSOR		ASSISTANT PROFESSOR		INSTRUCTOR		LECTURER/ OTHER	
	N	MEAN SALARY	N	MEAN SALARY	N	MEAN SALARY	N	MEAN SALARY	N	MEAN SALARY	N	MEAN SALARY
FAITH BAPTIST BIBLE COLLEGE	0	\$0	0	\$0	0	\$0	0	\$0	0	\$0	0	\$0
HAMILTON BUSINESS COLLEGE	0	\$0	0	\$0	0	\$0	0	\$0	0	\$0	0	\$0
IOWA METHODIST NURSING SCHOOL	0	\$0	0	\$0	0	\$0	0	\$0	0	\$0	0	\$0
JENNIE EDMUNDSON NURSING SCHOOL	7	\$30,846	0	\$0	0	\$0	0	\$0	7	\$30,846	0	\$0
MERCY HOSPITAL NURSING SCHOOL	13	\$28,801	0	\$0	0	\$0	0	\$0	13	\$28,801	0	\$0
PALMER COLLEGE OF CHIROPRACTIC	0	\$0	0	\$0	0	\$0	0	\$0	0	\$0	0	\$0
SAINTE LUKE'S SCHOOL OF NURSING	0	\$0	0	\$0	0	\$0	0	\$0	0	\$0	0	\$0
SPENCER SCHOOL OF BUSINESS	0	\$0	0	\$0	0	\$0	0	\$0	0	\$0	0	\$0
U. OF OSTEOPATHIC MEDICINE	0	\$0	0	\$0	0	\$0	0	\$0	0	\$0	0	\$0
WALDORF COLLEGE	8	\$26,081	1	\$30,460	2	\$30,003	4	\$24,557	1	\$19,958	0	\$0
Independent 2-Yr/Other Average	34	\$28,964	1	\$30,460	2	\$30,003	4	\$24,557	27	\$29,484	0	\$0
TOTAL	1,645	\$33,069	186	\$46,938	292	\$37,843	572	\$31,778	330	\$26,506	265	\$29,032

Source: IPEDS Salaries Of Full-Time Instructional Faculty
Note: Salaries at Maharishi International University have been excluded from all averages.

FACULTY / SALARY INFORMATION
12 - MONTH FACULTY
1990-1991

Institution	TOTAL		PROFESSOR		ASSOCIATE PROFESSOR		ASSISTANT PROFESSOR		INSTRUCTOR		LECTURER/ OTHER	
	N	MEAN SALARY	N	MEAN SALARY	N	MEAN SALARY	N	MEAN SALARY	N	MEAN SALARY	N	MEAN SALARY
IOWA STATE UNIVERSITY	278	\$71,000	188	\$78,338	61	\$58,566	24	\$52,937	5	\$33,468	0	\$0
UNIVERSITY OF IOWA	161	\$65,348	63	\$81,086	53	\$61,615	39	\$49,623	6	\$35,283	0	\$0
UNIVERSITY OF NORTHERN IOWA	9	\$55,253	5	\$65,184	2	\$49,076	0	\$0	2	\$36,603	0	\$0
Regents' Universities Average	448	\$68,652	256	\$78,757	116	\$59,795	63	\$50,886	13	\$34,788	0	\$0
BRIAR CLIFF COLLEGE	0	\$0	0	\$0	0	\$0	0	\$0	0	\$0	0	\$0
BUENA VISTA COLLEGE	3	\$53,481	1	\$53,890	1	\$47,000	1	\$59,555	0	\$0	0	\$0
CENTRAL COLLEGE (C.U.I.)	0	\$0	0	\$0	0	\$0	0	\$0	0	\$0	0	\$0
CLARKE COLLEGE	0	\$0	0	\$0	0	\$0	0	\$0	0	\$0	0	\$0
COE COLLEGE	0	\$0	0	\$0	0	\$0	0	\$0	0	\$0	0	\$0
CORNELL COLLEGE	0	\$0	0	\$0	0	\$0	0	\$0	0	\$0	0	\$0
DIVINE WORD COLLEGE	0	\$0	0	\$0	0	\$0	0	\$0	0	\$0	0	\$0
DORDT COLLEGE	0	\$0	0	\$0	0	\$0	0	\$0	0	\$0	0	\$0
DRAKE UNIVERSITY	27	\$46,366	6	\$63,958	6	\$50,365	11	\$41,315	4	\$27,869	0	\$0
GRACELAND COLLEGE	0	\$0	0	\$0	0	\$0	0	\$0	0	\$0	0	\$0
GRAND VIEW COLLEGE	0	\$0	0	\$0	0	\$0	0	\$0	0	\$0	0	\$0
GRINWELL COLLEGE	0	\$0	0	\$0	0	\$0	0	\$0	0	\$0	0	\$0
IOWA WESLEYAN COLLEGE	6	\$21,300	0	\$0	2	\$22,500	2	\$21,150	2	\$20,250	0	\$0
LORAS COLLEGE	0	\$0	0	\$0	0	\$0	0	\$0	0	\$0	0	\$0
LUTHER COLLEGE	2	\$48,353	1	\$48,738	1	\$47,968	0	\$0	0	\$0	0	\$0
MAHARISHI INTERNATIONAL U.	94	\$5,358	11	\$6,698	19	\$7,686	46	\$5,124	18	\$2,680	0	\$0
MORNINGSIDE COLLEGE	0	\$0	0	\$0	0	\$0	0	\$0	0	\$0	0	\$0
MOUNT MERCY COLLEGE	1	\$42,474	0	\$0	1	\$42,474	0	\$0	0	\$0	0	\$0
MOUNT ST. CLARE COLLEGE	0	\$0	0	\$0	0	\$0	0	\$0	0	\$0	0	\$0
NORTHWESTERN COLLEGE	0	\$0	0	\$0	0	\$0	0	\$0	0	\$0	0	\$0
SAINT AMBROSE UNIVERSITY	4	\$37,178	1	\$40,950	0	\$0	3	\$35,921	0	\$0	0	\$0
SIMPSON COLLEGE	2	\$36,276	0	\$0	0	\$0	0	\$0	2	\$36,276	0	\$0
TEIKYO MARYCREST UNIVERSITY	2	\$38,004	1	\$35,088	1	\$40,920	0	\$0	0	\$0	0	\$0

Source: IPEDS Salaries Of Full-Time Instructional Faculty
Note: Salaries at Maharishi International University have been excluded from all averages.

155

151



FACULTY / SALARY INFORMATION
12 - MONTH FACULTY
1990-1991

Institution	TOTAL		PROFESSOR		ASSOCIATE PROFESSOR		ASSISTANT PROFESSOR		INSTRUCTOR		LECTURER/ OTHER	
	N	MEAN SALARY	N	MEAN SALARY	N	MEAN SALARY	N	MEAN SALARY	N	MEAN SALARY	N	MEAN SALARY
TEIKYO WESTMAR UNIVERSITY	0	\$0	0	\$0	0	\$0	0	\$0	0	\$0	0	\$0
UNIVERSITY OF DUBUQUE	0	\$0	0	\$0	0	\$0	0	\$0	0	\$0	0	\$0
UPPER IOWA UNIVERSITY	1	\$40,000	1	\$40,000	0	\$0	0	\$0	0	\$0	0	\$0
WARTBURG COLLEGE	0	\$0	0	\$0	0	\$0	0	\$0	0	\$0	0	\$0
WILLIAM PENN COLLEGE	0	\$0	0	\$0	0	\$0	0	\$0	0	\$0	0	\$0
Independent 4-Yr. Average	142	\$42,012	22	\$54,765	31	\$43,796	63	\$39,064	26	\$28,066	0	\$0
DES MOINES AREA COMM COLLEGE	98	\$43,547	0	\$0	0	\$0	0	\$0	0	\$0	98	\$43,547
EASTERN IOWA COMMUNITY COLLEGE	42	\$36,315	0	\$0	0	\$0	0	\$0	42	\$36,315	0	\$0
HAWKEYE INST TECHNOLOGY	73	\$35,750	0	\$0	0	\$0	0	\$0	0	\$0	73	\$35,750
INDIAN HILLS COMMUNITY COLLEGE	67	\$34,634	0	\$0	0	\$0	0	\$0	0	\$0	67	\$34,634
IOWA CENTRAL COMMUNITY COLLEGE	25	\$36,366	0	\$0	0	\$0	0	\$0	25	\$36,366	0	\$0
IOWA LAKES COMMUNITY COLLEGE	47	\$32,693	0	\$0	0	\$0	0	\$0	0	\$0	47	\$32,693
IOWA VALLEY COMMUNITY COLLEGE	29	\$33,859	10	\$40,209	11	\$32,403	6	\$28,554	2	\$26,024	0	\$0
IOWA WESTERN COMMUNITY COLLEGE	38	\$35,356	8	\$40,134	17	\$36,342	8	\$32,490	5	\$28,941	0	\$0
KIRKWOOD COMMUNITY COLLEGE	110	\$36,197	0	\$0	0	\$0	0	\$0	0	\$0	110	\$36,197
NORTH IOWA AREA COMM COLLEGE	17	\$38,400	0	\$0	0	\$0	0	\$0	17	\$38,400	0	\$0
NORTHEAST IOWA COMMUNITY COLLEGE	25	\$35,232	0	\$0	0	\$0	0	\$0	0	\$0	25	\$35,232
NORTHWEST IOWA TECH COLLEGE	29	\$34,404	0	\$0	0	\$0	0	\$0	0	\$0	29	\$34,404
SOUTHEASTERN COMMUNITY COLLEGE	25	\$37,056	0	\$0	0	\$0	0	\$0	25	\$37,056	0	\$0
SOUTHWESTERN COMMUNITY COLLEGE	19	\$29,203	0	\$0	0	\$0	0	\$0	0	\$0	19	\$29,203
WESTERN IOWA TECH	28	\$36,024	0	\$0	0	\$0	0	\$0	0	\$0	28	\$36,024
Community Colleges Average	672	\$36,454	18	\$40,176	28	\$34,795	14	\$30,803	116	\$36,296	496	\$36,609
ALLEN MEMORIAL NURSING SCHOOL	1	\$44,700	0	\$0	0	\$0	0	\$0	1	\$44,700	0	\$0
AMERICAN INSTITUTE OF BUSINESS	29	\$31,841	0	\$0	0	\$0	0	\$0	0	\$0	29	\$31,841
AMERICAN INSTITUTE OF COMMERCE	33	\$20,512	0	\$0	0	\$0	0	\$0	33	\$20,512	0	\$0

Source: IPEDS Salaries Of Full-Time Instructional Faculty
Note: Salaries at Maharishi International University have been excluded from all averages.

FACULTY / SALARY INFORMATION
12 - MONTH FACULTY
1990-1991

Institution	TOTAL		PROFESSOR		ASSOCIATE PROFESSOR		ASSISTANT PROFESSOR		INSTRUCTOR		LECTURER/ OTHER	
	N	MEAN SALARY	N	MEAN SALARY	N	MEAN SALARY	N	MEAN SALARY	N	MEAN SALARY	N	MEAN SALARY
FAITH BAPTIST BIBLE COLLEGE	13	\$23,722	8	\$24,534	1	\$22,152	4	\$22,491	0	\$0	0	\$0
HAMILTON BUSINESS COLLEGE	32	\$18,354	0	\$0	0	\$0	0	\$0	32	\$18,354	0	\$0
IOWA METHODIST NURSING SCHOOL	18	\$32,306	0	\$0	0	\$0	0	\$0	0	\$0	18	\$32,306
JENNIE EDMUNDSON NURSING SCHOOL	0	\$0	0	\$0	0	\$0	0	\$0	0	\$0	0	\$0
MERCY HOSPITAL NURSING SCHOOL	0	\$0	0	\$0	0	\$0	0	\$0	0	\$0	0	\$0
PALMER COLLEGE OF CHIROPRACTIC	125	\$37,615	25	\$52,933	32	\$41,093	32	\$33,867	36	\$27,217	0	\$0
SAINT LUKE'S SCHOOL OF NURSING	14	\$26,009	0	\$0	0	\$0	0	\$0	14	\$26,009	0	\$0
SPENCER SCHOOL OF BUSINESS	7	\$24,240	0	\$0	0	\$0	0	\$0	7	\$24,240	0	\$0
U. OF OSTEOPATHIC MEDICINE	79	\$56,596	19	\$69,642	29	\$54,181	22	\$55,837	9	\$38,694	0	\$0
WALDORF COLLEGE	0	\$0	0	\$0	0	\$0	0	\$0	0	\$0	0	\$0
Independent 2-Yr/Other Average	351	\$36,550	52	\$54,669	62	\$46,910	58	\$41,416	132	\$24,021	47	\$32,019
TOTAL	1,613	\$46,148	348	\$72,197	237	\$52,039	198	\$44,100	287	\$29,955	543	\$36,212

158

Source: IPEDS Salaries of Full-Time Instructional Faculty

Note: Salaries at Maharishi International University have been excluded from all averages.

159

MALE FACULTY / SALARY INFORMATION
12 - MONTH FACULTY
1990-1991

Institution	TOTAL		PROFESSOR		ASSOCIATE PROFESSOR		ASSISTANT PROFESSOR		INSTRUCTOR		LECTURER/ OTHER	
	N	MEAN SALARY	N	MEAN SALARY	N	MEAN SALARY	N	MEAN SALARY	N	MEAN SALARY	N	MEAN SALARY
IOWA STATE UNIVERSITY	244	\$72,615	180	\$78,351	48	\$58,183	13	\$55,123	3	\$35,190	0	\$0
UNIVERSITY OF IOWA	124	\$69,270	62	\$81,272	37	\$62,262	21	\$52,639	4	\$35,375	0	\$0
UNIVERSITY OF NORTHERN IOWA	4	\$62,419	3	\$67,842	1	\$46,153	0	\$0	0	\$0	0	\$0
Regents' Universities Average	372	\$71,390	245	\$78,961	86	\$59,798	34	\$53,589	7	\$35,295	0	\$0
BRIAR CLIFF COLLEGE	0	\$0	0	\$0	0	\$0	0	\$0	0	\$0	0	\$0
BUENA VISTA COLLEGE	3	\$53,481	1	\$53,890	1	\$47,000	1	\$59,555	0	\$0	0	\$0
CENTRAL COLLEGE (C.U.I.)	0	\$0	0	\$0	0	\$0	0	\$0	0	\$0	0	\$0
CLARKE COLLEGE	0	\$0	0	\$0	0	\$0	0	\$0	0	\$0	0	\$0
COE COLLEGE	0	\$0	0	\$0	0	\$0	0	\$0	0	\$0	0	\$0
CORNELL COLLEGE	0	\$0	0	\$0	0	\$0	0	\$0	0	\$0	0	\$0
DIVINE WORD COLLEGE	0	\$0	0	\$0	0	\$0	0	\$0	0	\$0	0	\$0
DORDT COLLEGE	0	\$0	0	\$0	0	\$0	0	\$0	0	\$0	0	\$0
DRAKE UNIVERSITY	15	\$50,651	5	\$68,350	3	\$50,889	7	\$37,908	0	\$0	0	\$0
GRACELAND COLLEGE	0	\$0	0	\$0	0	\$0	0	\$0	0	\$0	0	\$0
GRAND VIEW COLLEGE	0	\$0	0	\$0	0	\$0	0	\$0	0	\$0	0	\$0
GRINNELL COLLEGE	0	\$0	0	\$0	0	\$0	0	\$0	0	\$0	0	\$0
IOWA WESLEYAN COLLEGE	4	\$21,500	0	\$0	1	\$23,000	2	\$21,150	1	\$20,700	0	\$0
LORAS COLLEGE	0	\$0	0	\$0	0	\$0	0	\$0	0	\$0	0	\$0
LUTHER COLLEGE	0	\$0	0	\$0	0	\$0	0	\$0	0	\$0	0	\$0
MAHARISHI INTERNATIONAL U.	70	\$6,127	9	\$7,040	16	\$8,565	35	\$5,613	10	\$3,204	0	\$0
MORNINGSIDE COLLEGE	0	\$0	0	\$0	0	\$0	0	\$0	0	\$0	0	\$0
MOUNT MERCY COLLEGE	0	\$0	0	\$0	0	\$0	0	\$0	0	\$0	0	\$0
MOUNT ST. CLARE COLLEGE	0	\$0	0	\$0	0	\$0	0	\$0	0	\$0	0	\$0
NORTHWESTERN COLLEGE	0	\$0	0	\$0	0	\$0	0	\$0	0	\$0	0	\$0
SAIN'T AMBROSE UNIVERSITY	3	\$38,546	1	\$40,950	0	\$0	2	\$37,345	0	\$0	0	\$0
SIMPSON COLLEGE	2	\$36,276	0	\$0	0	\$0	0	\$0	2	\$36,276	0	\$0
TEIKYO MARYCREST UNIVERSITY	1	\$35,088	1	\$35,088	0	\$0	0	\$0	0	\$0	0	\$0

Source: IPEDS Salaries of Full-Time Instructional Faculty

Note: Salaries at Maharishi International University have been excluded from all averages.

MALE FACULTY / SALARY INFORMATION
12 - MONTH FACULTY
1990-1991

Institution	TOTAL		PROFESSOR		ASSOCIATE PROFESSOR		ASSISTANT PROFESSOR		INSTRUCTOR		LECTURER/ OTHER	
	N	MEAN SALARY	N	MEAN SALARY	N	MEAN SALARY	N	MEAN SALARY	N	MEAN SALARY	N	MEAN SALARY
TEIKYO WESTMAR UNIVERSITY	0	\$0	0	\$0	0	\$0	0	\$0	0	\$0	0	\$0
UNIVERSITY OF DUBUQUE	0	\$0	0	\$0	0	\$0	0	\$0	0	\$0	0	\$0
UPPER IOWA UNIVERSITY	1	\$40,000	1	\$40,000	0	\$0	0	\$0	0	\$0	0	\$0
WARTBURG COLLEGE	0	\$0	0	\$0	0	\$0	0	\$0	0	\$0	0	\$0
WILLIAM PENN COLLEGE	0	\$0	0	\$0	0	\$0	0	\$0	0	\$0	0	\$0
Independent 4-Yr. Average	99	\$43,775	18	\$56,853	21	\$44,533	47	\$36,825	13	\$31,084	0	\$0
DES MOINES AREA COMM COLLEGE	66	\$43,853	0	\$0	0	\$0	0	\$0	0	\$0	66	\$43,853
EASTERN IOWA COMMUNITY COLLEGE	22	\$35,447	0	\$0	0	\$0	0	\$0	22	\$35,447	0	\$0
HAWKEYE INST TECHNOLOGY	50	\$36,581	0	\$0	0	\$0	0	\$0	0	\$0	50	\$36,581
INDIAN HILLS COMMUNITY COLLEGE	54	\$34,973	0	\$0	0	\$0	0	\$0	0	\$0	54	\$34,973
IOWA CENTRAL COMMUNITY COLLEGE	10	\$38,109	0	\$0	0	\$0	0	\$0	10	\$38,109	0	\$0
IOWA LAKES COMMUNITY COLLEGE	31	\$33,647	0	\$0	0	\$0	0	\$0	0	\$0	31	\$33,647
IOWA VALLEY COMMUNITY COLLEGE	14	\$36,374	7	\$40,184	5	\$34,217	2	\$28,430	0	\$0	0	\$0
IOWA WESTERN COMMUNITY COLLEGE	21	\$37,847	5	\$42,611	11	\$37,866	3	\$35,116	2	\$29,936	0	\$0
KIRKWOOD COMMUNITY COLLEGE	71	\$38,322	0	\$0	0	\$0	0	\$0	0	\$0	71	\$38,322
NORTH IOWA AREA COMM COLLEGE	11	\$39,317	0	\$0	0	\$0	0	\$0	11	\$39,317	0	\$0
NORTHEAST IOWA COMMUNITY COLLEGE	21	\$36,171	0	\$0	0	\$0	0	\$0	0	\$0	21	\$36,171
NORTHWEST IOWA TECH COLLEGE	24	\$35,100	0	\$0	0	\$0	0	\$0	0	\$0	24	\$35,100
SOUTHEASTERN COMMUNITY COLLEGE	15	\$36,981	0	\$0	0	\$0	0	\$0	15	\$36,981	0	\$0
SOUTHWESTERN COMMUNITY COLLEGE	10	\$30,493	0	\$0	0	\$0	0	\$0	0	\$0	10	\$30,493
WESTERN IOWA TECH	24	\$36,637	0	\$0	0	\$0	0	\$0	0	\$0	24	\$36,637
Community Colleges Average	444	\$37,419	12	\$41,195	16	\$36,725	5	\$32,442	60	\$36,800	351	\$37,499
AMERICAN INSTITUTE OF BUSINESS	11	\$33,113	0	\$0	0	\$0	0	\$0	0	\$0	11	\$33,113
AMERICAN INSTITUTE OF COMMERCE	9	\$22,115	0	\$0	0	\$0	0	\$0	9	\$22,115	0	\$0
FAITH BAPTIST BIBLE COLLEGE	11	\$24,074	8	\$24,534	0	\$0	3	\$22,847	0	\$0	0	\$0

Source: IPEDS Salaries Of Full-Time Instructional Faculty

Note: Salaries at Maharishi International University have been excluded from all averages.



MALE FACULTY / SALARY INFORMATION
12 - MONTH FACULTY
1990-1991

Institution	TOTAL		PROFESSOR		ASSOCIATE PROFESSOR		ASSISTANT PROFESSOR		INSTRUCTOR		LECTURER/ OTHER	
	N	MEAN SALARY	N	MEAN SALARY	N	MEAN SALARY	N	MEAN SALARY	N	MEAN SALARY	N	MEAN SALARY
HAMILTON BUSINESS COLLEGE	4	\$20,835	0	\$0	0	\$0	0	\$0	4	\$20,835	0	\$0
IOWA METHODIST NURSING SCHOOL	1	\$31,320	0	\$0	0	\$0	0	\$0	0	\$0	1	\$31,320
PALMER COLLEGE OF CHIROPRACTIC	93	\$39,658	23	\$53,249	26	\$41,958	21	\$35,309	23	\$27,438	0	\$0
SPENCER SCHOOL OF BUSINESS	2	\$32,047	0	\$0	0	\$0	0	\$0	2	\$32,047	0	\$0
U. OF OSTEOPATHIC MEDICINE	53	\$58,607	16	\$73,171	18	\$53,809	17	\$52,659	2	\$35,828	0	\$0
WALDORF COLLEGE	0	\$0	0	\$0	0	\$0	0	\$0	0	\$0	0	\$0
Independent 2-Yr/Other Average	184	\$42,398	47	\$55,143	44	\$46,806	41	\$41,591	40	\$26,230	12	\$32,964
TOTAL	1,099	\$50,770	322	\$73,301	167	\$53,062	127	\$44,906	120	\$32,705	363	\$37,349

Source: IPEDS Salaries of Full-Time Instructional Faculty
Note: Salaries at Maharishi International University have been excluded from all averages.

FEMALE FACULTY / SALARY INFORMATION
12 - MONTH FACULTY
1990-1991

Institution	TOTAL		PROFESSOR		ASSOCIATE PROFESSOR		ASSISTANT PROFESSOR		INSTRUCTOR		LECTURER/ OTHER	
	N	MEAN SALARY	N	MEAN SALARY	N	MEAN SALARY	N	MEAN SALARY	N	MEAN SALARY	N	MEAN SALARY
IOWA STATE UNIVERSITY	34	\$59,406	8	\$78,054	13	\$59,978	11	\$50,353	2	\$30,885	0	\$0
UNIVERSITY OF IOWA	37	\$52,205	1	\$69,582	16	\$60,120	18	\$46,105	2	\$35,100	0	\$0
UNIVERSITY OF NORTHERN IOWA	5	\$49,520	2	\$61,197	1	\$52,000	0	\$0	2	\$36,603	0	\$0
Regents' Universities Average	76	\$55,250	11	\$74,219	30	\$59,788	29	\$47,716	6	\$34,196	0	\$0
BRIAR CLIFF COLLEGE	0	\$0	0	\$0	0	\$0	0	\$0	0	\$0	0	\$0
BUENA VISTA COLLEGE	0	\$0	0	\$0	0	\$0	0	\$0	0	\$0	0	\$0
CENTRAL COLLEGE (C.U.I.)	0	\$0	0	\$0	0	\$0	0	\$0	0	\$0	0	\$0
CLARKE COLLEGE	0	\$0	0	\$0	0	\$0	0	\$0	0	\$0	0	\$0
COE COLLEGE	0	\$0	0	\$0	0	\$0	0	\$0	0	\$0	0	\$0
CORNELL COLLEGE	0	\$0	0	\$0	0	\$0	0	\$0	0	\$0	0	\$0
DIVINE WORD COLLEGE	0	\$0	0	\$0	0	\$0	0	\$0	0	\$0	0	\$0
DORDT COLLEGE	0	\$0	0	\$0	0	\$0	0	\$0	0	\$0	0	\$0
DRAKE UNIVERSITY	12	\$41,009	1	\$42,000	3	\$49,841	4	\$47,279	4	\$27,869	0	\$0
GRACELAND COLLEGE	0	\$0	0	\$0	0	\$0	0	\$0	0	\$0	0	\$0
GRAND VIEW COLLEGE	0	\$0	0	\$0	0	\$0	0	\$0	0	\$0	0	\$0
GRINNELL COLLEGE	0	\$0	0	\$0	0	\$0	0	\$0	0	\$0	0	\$0
IOWA WESLEYAN COLLEGE	2	\$20,900	0	\$0	1	\$22,000	0	\$0	1	\$19,800	0	\$0
LORAS COLLEGE	0	\$0	0	\$0	0	\$0	0	\$0	0	\$0	0	\$0
LUTHER COLLEGE	2	\$48,353	1	\$48,738	1	\$47,968	0	\$0	0	\$0	0	\$0
MAHARISHI INTERNATIONAL U.	24	\$3,115	2	\$5,160	3	\$3,000	11	\$3,567	8	\$2,025	0	\$0
MORNINGSIDE COLLEGE	0	\$0	0	\$0	0	\$0	0	\$0	0	\$0	0	\$0
MOUNT MERCY COLLEGE	1	\$42,474	0	\$0	1	\$42,474	0	\$0	0	\$0	0	\$0
MOUNT ST. CLARE COLLEGE	0	\$0	0	\$0	0	\$0	0	\$0	0	\$0	0	\$0
NORTHWESTERN COLLEGE	0	\$0	0	\$0	0	\$0	0	\$0	0	\$0	0	\$0
SAINT AMBROSE UNIVERSITY	1	\$33,075	0	\$0	0	\$0	1	\$33,075	0	\$0	0	\$0
SIMPSON COLLEGE	0	\$0	0	\$0	0	\$0	0	\$0	0	\$0	0	\$0
TEIKYO MARYCREST UNIVERSITY	1	\$40,920	0	\$0	1	\$40,920	0	\$0	0	\$0	0	\$0

Source: IPEDS Salaries of Full-Time Instructional Faculty
Note: Salaries at Maharishi International University have been excluded from all averages.



FEMALE FACULTY / SALARY INFORMATION
12 - MONTH FACULTY
1990-1991

Institution	TOTAL		PROFESSOR		ASSOCIATE PROFESSOR		ASSISTANT PROFESSOR		INSTRUCTOR		LECTURER/ OTHER	
	N	MEAN SALARY	N	MEAN SALARY	N	MEAN SALARY	N	MEAN SALARY	N	MEAN SALARY	N	MEAN SALARY
TEIKYO WESTMAR UNIVERSITY	0	\$0	0	\$0	0	\$0	0	\$0	0	\$0	0	\$0
UNIVERSITY OF DUBUQUE	0	\$0	0	\$0	0	\$0	0	\$0	0	\$0	0	\$0
UPPER IOWA UNIVERSITY	0	\$0	0	\$0	0	\$0	0	\$0	0	\$0	0	\$0
WARTBURG COLLEGE	0	\$0	0	\$0	0	\$0	0	\$0	0	\$0	0	\$0
WILLIAM PENN COLLEGE	0	\$0	0	\$0	0	\$0	0	\$0	0	\$0	0	\$0
Independent 4-Yr. Average	43	\$39,320	4	\$45,369	10	\$43,269	16	\$44,438	13	\$26,255	0	\$0
DES MOINES AREA COMM COLLEGE	32	\$42,916	0	\$0	0	\$0	0	\$0	0	\$0	32	\$42,916
EASTERN IOWA COMMUNITY COLLEGE	20	\$37,269	0	\$0	0	\$0	0	\$0	20	\$37,269	0	\$0
HAWKEYE INST TECHNOLOGY	23	\$33,942	0	\$0	0	\$0	0	\$0	0	\$0	23	\$33,942
INDIAN HILLS COMMUNITY COLLEGE	13	\$33,222	0	\$0	0	\$0	0	\$0	0	\$0	13	\$33,222
IOWA CENTRAL COMMUNITY COLLEGE	15	\$35,203	0	\$0	0	\$0	0	\$0	15	\$35,203	0	\$0
IOWA LAKES COMMUNITY COLLEGE	16	\$30,844	0	\$0	0	\$0	0	\$0	0	\$0	16	\$30,844
IOWA VALLEY COMMUNITY COLLEGE	15	\$31,511	3	\$40,269	6	\$30,892	4	\$28,617	2	\$26,024	0	\$0
IOWA WESTERN COMMUNITY COLLEGE	17	\$32,277	3	\$36,006	6	\$33,549	5	\$30,915	3	\$28,277	0	\$0
KIRKWOOD COMMUNITY COLLEGE	39	\$32,329	0	\$0	0	\$0	0	\$0	0	\$0	39	\$32,329
NORTH IOWA AREA COMM COLLEGE	6	\$36,720	0	\$0	0	\$0	0	\$0	6	\$36,720	0	\$0
NORTHEAST IOWA COMMUNITY COLLEGE	4	\$30,306	0	\$0	0	\$0	0	\$0	0	\$0	4	\$30,306
NORTHWEST IOWA TECH COLLEGE	5	\$31,063	0	\$0	0	\$0	0	\$0	0	\$0	5	\$31,063
SOUTHEASTERN COMMUNITY COLLEGE	10	\$37,168	0	\$0	0	\$0	0	\$0	10	\$37,168	0	\$0
SOUTHWESTERN COMMUNITY COLLEGE	9	\$27,769	0	\$0	0	\$0	0	\$0	0	\$0	9	\$27,769
WESTERN IOWA TECH	4	\$32,347	0	\$0	0	\$0	0	\$0	0	\$0	4	\$32,347
Community Colleges Average	228	\$34,574	6	\$38,137	12	\$32,220	9	\$29,893	56	\$35,755	145	\$34,455
ALLEN MEMORIAL NURSING SCHOOL	1	\$44,700	0	\$0	0	\$0	0	\$0	1	\$44,700	0	\$0
AMERICAN INSTITUTE OF BUSINESS	18	\$31,063	0	\$0	0	\$0	0	\$0	0	\$0	18	\$31,063
AMERICAN INSTITUTE OF COMMERCE	24	\$19,910	0	\$0	0	\$0	0	\$0	24	\$19,910	0	\$0

Source: IPEDS Salaries Of Full-Time Instructional Faculty

Note: Salaries at Maharishi International University have been excluded from all averages.

FEMALE FACULTY / SALARY INFORMATION
12 - MONTH FACULTY
1990-1991

Institution	TOTAL		PROFESSOR		ASSOCIATE PROFESSOR		ASSISTANT PROFESSOR		INSTRUCTOR		LECTURER/ OTHER	
	N	MEAN SALARY	N	MEAN SALARY	N	MEAN SALARY	N	MEAN SALARY	N	MEAN SALARY	N	MEAN SALARY
FAITH BAPTIST BIBLE COLLEGE	2	\$21,788	0	\$0	1	\$22,152	1	\$21,424	0	\$0	0	\$0
HAMILTON BUSINESS COLLEGE	28	\$18,000	0	\$0	0	\$0	0	\$0	28	\$18,000	0	\$0
IOWA METHODIST NURSING SCHOOL	17	\$32,364	0	\$0	0	\$0	0	\$0	0	\$0	17	\$32,364
JEKINIE EDMUNDSON NURSING SCHOOL	0	\$0	0	\$0	0	\$0	0	\$0	0	\$0	0	\$0
MERCY HOSPITAL NURSING SCHOOL	0	\$0	0	\$0	0	\$0	0	\$0	0	\$0	0	\$0
PALMER COLLEGE OF CHIROPRACTIC	32	\$31,677	2	\$49,299	6	\$37,348	11	\$31,115	13	\$26,826	0	\$0
SAINT LUKE'S SCHOOL OF NURSING	14	\$26,009	0	\$0	0	\$0	0	\$0	14	\$26,009	0	\$0
SPENCER SCHOOL OF BUSINESS	5	\$21,117	0	\$0	0	\$0	0	\$0	5	\$21,117	0	\$0
U. OF OSTEOPATHIC MEDICINE	26	\$52,499	3	\$50,824	11	\$54,790	5	\$66,643	7	\$39,513	0	\$0
WALDORF COLLEGE	0	\$0	0	\$0	0	\$0	0	\$0	0	\$0	0	\$0
Independent 2-Yr/Other Average	167	\$30,106	5	\$50,214	18	\$47,163	17	\$40,994	92	\$23,061	35	\$31,695
TOTAL	514	\$36,442	26	\$57,793	70	\$49,733	71	\$42,865	167	\$28,052	180	\$33,919

Source: IPEDS Salaries Of Full-Time Instructional Faculty

Note: Salaries at Maharishi International University have been excluded from all averages.

173

100

FACULTY DEMOGRAPHIC CHARACTERISTICS
FALL-1991

Institution	TOTAL	E T H N I C G R O U P					G E N D E R				
		BLACK	WHITE	HISPANIC	OTHER	MALE	FEMALE				
IOWA STATE UNIVERSITY	1,433	21	1,299	17	1.2%	96	6.7%	1,112	77.6%	321	22.4%
UNIVERSITY OF IOWA	1,734	36	1,485	36	2.1%	177	10.2%	1,350	77.9%	384	22.1%
UNIVERSITY OF NORTHERN IOWA	581	15	530	9	1.5%	27	4.6%	383	65.9%	198	34.1%
Regents'Universities Total	3,748	72	3,314	62	1.7%	300	8.0%	2,845	75.9%	903	24.1%
BRIAR CLIFF COLLEGE	71	0	68	2	2.8%	1	1.4%	40	56.3%	31	43.7%
BUENA VISTA COLLEGE	71	0	66	2	2.8%	3	4.2%	53	74.6%	18	25.4%
CENTRAL COLLEGE (C.U.I.)	93	1	88	3	3.2%	1	1.1%	63	67.7%	30	32.3%
CLARKE COLLEGE	52	2	50	0	0.0%	0	0.0%	20	38.5%	32	61.5%
COE COLLEGE	82	1	79	0	0.0%	2	2.4%	59	72.0%	23	28.0%
CORNELL COLLEGE	74	0	71	1	1.4%	2	2.7%	58	78.4%	16	21.6%
DIVINE WORD COLLEGE	17	0	15	1	5.9%	1	5.9%	7	41.2%	10	58.8%
DORDT COLLEGE	72	0	71	1	1.4%	0	0.0%	62	86.1%	10	13.9%
DRAKE UNIVERSITY	271	2	256	3	1.1%	10	3.7%	197	72.7%	74	27.3%
GRACELAND COLLEGE	50	0	50	0	0.0%	0	0.0%	44	88.0%	6	12.0%
GRAND VIEW COLLEGE	80	0	79	0	0.0%	1	1.3%	42	52.5%	38	47.5%
GRINNELL COLLEGE	139	5	129	2	1.4%	3	2.2%	87	62.6%	52	37.4%
IOWA WESLEYAN COLLEGE	40	0	40	0	0.0%	0	0.0%	21	52.5%	19	47.5%
LORAS COLLEGE	119	0	117	0	0.0%	2	1.7%	97	81.5%	22	18.5%
LUTHER COLLEGE	147	1	146	0	0.0%	0	0.0%	100	68.0%	47	32.0%
MAHARISHI INTERNATIONAL U.	100	1	98	0	0.0%	1	1.0%	73	73.0%	27	27.0%
MORNINGSIDE COLLEGE	73	0	69	1	1.4%	3	4.1%	50	68.5%	23	31.5%
MOUNT MERCY COLLEGE	64	0	60	1	1.6%	3	4.7%	32	50.0%	32	50.0%
MOUNT ST. CLARE COLLEGE	18	0	16	0	0.0%	2	11.1%	11	61.1%	7	38.9%
NORTHWESTERN COLLEGE	57	0	56	0	0.0%	1	1.8%	48	84.2%	9	15.8%
SAINTE AMBROSE UNIVERSITY	81	0	75	0	0.0%	6	7.4%	59	72.8%	22	27.2%
SIMPSON COLLEGE	69	0	68	1	1.4%	0	0.0%	45	65.2%	24	34.8%
TEIKYO MARYCREST UNIVERSITY	44	0	42	0	0.0%	2	4.5%	22	50.0%	22	50.0%

Source: Equal Employment Opportunity Commission Report
Totals may not match Faculty/Salary Information tables due to definitional differences on source documents.

FACULTY DEMOGRAPHIC CHARACTERISTICS
FALL-1991

Institution	TOTAL	E T H N I C G R O U P				G E N D E R	
		BLACK	WHITE	HISPANIC	OTHER	MALE	FEMALE
TEIKYO WESTMAR UNIVERSITY	50	0	48	0	0.0%	34	16
UNIVERSITY OF DUBUQUE	59	0	53	2	0.0%	41	18
UPPER IOWA UNIVERSITY	29	1	28	0	3.4%	22	7
WARTBURG COLLEGE	83	0	79	2	0.0%	58	25
WILLIAM PENN COLLEGE	41	0	40	0	0.0%	31	10
Independent 4-Yr. Total	2,146	14	2,057	22	0.7%	1,476	670
DES MOINES AREA COMM COLLEGE	238	6	227	3	2.5%	133	105
EASTERN IOWA COMMUNITY COLLEGE	153	3	148	0	2.0%	82	71
HAWKEYE INST TECHNOLOGY	115	1	113	1	0.9%	70	45
INDIAN HILLS COMMUNITY COLLEGE	127	0	127	0	0.0%	77	50
IOWA CENTRAL COMMUNITY COLLEGE	95	0	95	0	0.0%	57	38
IOWA LAKES COMMUNITY COLLEGE	70	0	70	0	0.0%	49	21
IOWA VALLEY COMMUNITY COLLEGE	77	0	74	0	0.0%	51	26
IOWA WESTERN COMMUNITY COLLEGE	112	0	112	0	0.0%	67	45
KIRKWOOD COMMUNITY COLLEGE	197	3	190	3	1.5%	121	76
NORTH IOWA AREA COMM COLLEGE	86	0	86	0	0.0%	58	28
NORTHEAST IOWA COMMUNITY COLLEGE	97	0	97	0	0.0%	43	54
NORTHWEST IOWA TECH COLLEGE	39	0	39	0	0.0%	30	9
SOUTHEASTERN COMMUNITY COLLEGE	87	0	86	0	0.0%	58	29
SOUTHWESTERN COMMUNITY COLLEGE	45	0	45	0	0.0%	31	14
WESTERN IOWA TECH	70	1	69	0	1.4%	46	24
Community Colleges Total	1,608	14	1,578	7	0.9%	973	635
ALLEN MEMORIAL NURSING SCHOOL	11	0	11	0	0.0%	0	11
AMERICAN INSTITUTE OF BUSINESS	29	1	28	0	3.4%	11	18
AMERICAN INSTITUTE OF COMMERCE	32	1	31	0	3.1%	11	21

Source: Equal Employment Opportunity Commission Report

Totals may not match Faculty/Salary Information tables due to definitional differences on source documents.

FACULTY DEMOGRAPHIC CHARACTERISTICS
FALL-1991

Institution	TOTAL	E T H N I C G R O U P				G E N D E R				
		BLACK	WHITE	HISPANIC	OTHER	MALE	FEMALE			
FAITH BAPTIST BIBLE COLLEGE	16	0	16	100.0%	0	0.0%	14	87.5%	2	12.5%
HAMILTON BUSINESS COLLEGE	19	0	19	100.0%	0	0.0%	3	15.8%	16	84.2%
IOWA METHODIST NURSING SCHOOL	26	0	26	100.0%	0	0.0%	1	3.8%	25	96.2%
JENNIE EDHUNDSON NURSING SCHOOL	12	0	12	100.0%	0	0.0%	0	0.0%	12	100.0%
MERCY HOSPITAL NURSING SCHOOL	15	0	15	100.0%	0	0.0%	0	0.0%	15	100.0%
PALMER COLLEGE OF CHIROPRACTIC	120	3	108	90.0%	1	0.8%	8	6.7%	92	76.7%
SAINT LUKE'S SCHOOL OF NURSING	14	0	14	100.0%	0	0.0%	0	0.0%	14	100.0%
SPENCER SCHOOL OF BUSINESS	4	0	4	100.0%	0	0.0%	0	0.0%	1	25.0%
U. OF OSTEOPATHIC MEDICINE	80	2	71	88.8%	0	0.0%	7	8.8%	54	67.5%
WALDORF COLLEGE	30	1	29	96.7%	0	0.0%	0	0.0%	24	80.0%
Independent 2-Yr/Other	408	8	384	94.1%	1	0.2%	15	3.7%	211	51.7%
TOTAL	7,910	108	7,333	92.7%	92	1.2%	377	4.8%	5,505	69.6%
									2,405	30.4%

Source: Equal Employment Opportunity Commission Report
Totals may not match Faculty/Salary Information tables due to definitional differences on source documents.

FULL-TIME EMPLOYEE DEMOGRAPHIC CHARACTERISTICS
FALL 1991

Institution	TOTAL	E T H N I C G R O U P				G E N D E R							
		BLACK	WHITE	HISPANIC	OTHER	MALE	FEMALE						
IOWA STATE UNIVERSITY	3,912	53	1.4%	3,685	94.2%	21	0.5%	153	3.9%	1,963	50.2%	1,949	49.8%
UNIVERSITY OF IOWA	9,217	104	1.1%	8,879	96.3%	61	0.7%	173	1.9%	3,255	35.3%	5,962	64.7%
UNIVERSITY OF NORTHERN IOWA	914	84	9.2%	801	87.6%	12	1.3%	17	1.9%	424	46.4%	490	53.6%
Regents' Universities Total	14,043	241	1.7%	13,365	95.2%	94	0.7%	343	2.4%	5,642	40.2%	8,401	59.8%
BRIAR CLIFF COLLEGE	93	3	3.2%	89	95.7%	0	0.0%	1	1.1%	33	35.5%	60	64.5%
BUENA VISTA COLLEGE	135	0	0.0%	135	100.0%	0	0.0%	0	0.0%	57	42.2%	78	57.8%
CENTRAL COLLEGE (C.U.I.)	139	0	0.0%	136	97.8%	0	0.0%	3	2.2%	61	43.9%	78	56.1%
CLARKE COLLEGE	87	2	2.3%	85	97.7%	0	0.0%	0	0.0%	24	27.6%	63	72.4%
COE COLLEGE	104	2	1.9%	101	97.1%	0	0.0%	1	1.0%	37	35.6%	67	64.4%
CORNELL COLLEGE	134	2	1.5%	131	97.8%	0	0.0%	1	0.7%	46	34.3%	88	65.7%
DIVINE WORD COLLEGE	25	0	0.0%	25	100.0%	0	0.0%	0	0.0%	7	28.0%	18	72.0%
DORDT COLLEGE	61	0	0.0%	61	100.0%	0	0.0%	0	0.0%	40	65.6%	21	34.4%
DRAKE UNIVERSITY	651	33	5.1%	604	92.8%	8	1.2%	6	0.9%	232	35.6%	419	64.4%
GRACELAND COLLEGE	154	1	0.7%	153	99.4%	0	0.0%	0	0.0%	59	38.3%	95	61.7%
GRAND VIEW COLLEGE	86	1	1.2%	84	97.7%	1	1.2%	0	0.0%	21	24.4%	65	75.6%
GRINNELL COLLEGE	308	5	1.6%	302	98.1%	1	0.3%	0	0.0%	121	39.3%	187	60.7%
IOWA WESLEYAN COLLEGE	95	0	0.0%	95	100.0%	0	0.0%	0	0.0%	42	44.2%	53	55.8%
LORAS COLLEGE	180	2	1.1%	178	98.9%	0	0.0%	0	0.0%	68	37.8%	112	62.2%
LUTHER COLLEGE	261	1	0.4%	259	99.2%	0	0.0%	1	0.4%	92	35.2%	169	64.8%
MAHARISHI INTERNATIONAL U.	243	3	1.2%	238	97.9%	1	0.4%	1	0.4%	132	54.3%	111	45.7%
MORNINGSIDE COLLEGE	130	0	0.0%	129	99.2%	0	0.0%	1	0.8%	51	39.2%	79	60.8%
MOUNT MERCY COLLEGE	66	2	3.0%	63	95.5%	0	0.0%	1	1.5%	17	25.8%	49	74.2%
MOUNT ST. CLARE COLLEGE	34	0	0.0%	33	97.1%	0	0.0%	1	2.9%	12	35.3%	22	64.7%
NORTHWESTERN COLLEGE	63	0	0.0%	63	100.0%	0	0.0%	0	0.0%	39	61.9%	24	38.1%
SAINT AMBROSE UNIVERSITY	152	5	3.3%	146	96.1%	1	0.7%	0	0.0%	66	43.4%	86	56.6%
SIMPSON COLLEGE	128	1	0.8%	125	97.7%	1	0.8%	1	0.8%	50	39.1%	78	60.9%
TEIKYO MARYCREST UNIVERSITY	77	11	14.3%	64	83.1%	2	2.6%	0	0.0%	20	26.0%	57	74.0%

Source: Equal Employment Opportunity Commission Report
Full-Time Employee Demographics Characteristics report does not include faculty.

FULL-TIME EMPLOYEE DEMOGRAPHIC CHARACTERISTICS
FALL 1991

Institution	TOTAL	E T H N I C G R O U P				G E N D E R							
		BLACK	WHITE	HISPANIC	OTHER	MALE	FEMALE						
TEIKYO WESTMAR UNIVERSITY	77	0	0.0%	76	98.7%	0	0.0%	1	1.3%	40	51.9%	37	48.1%
UNIVERSITY OF DUBUQUE	116	0	0.0%	114	98.3%	1	0.9%	1	0.9%	56	48.3%	60	51.7%
UPPER IOWA UNIVERSITY	80	0	0.0%	79	98.8%	1	1.3%	0	0.0%	35	43.8%	45	56.3%
WARTBURG COLLEGE	149	3	2.0%	144	96.6%	1	0.7%	1	0.7%	53	35.6%	96	64.4%
WILLIAM PENN COLLEGE	75	0	0.0%	75	100.0%	0	0.0%	0	0.0%	32	42.7%	43	57.3%
Independent 4-Yr. Total	3,903	77	2.0%	3,787	97.0%	18	0.5%	21	0.5%	1,543	39.5%	2,360	60.5%
DES MOINES AREA COMM COLLEGE	307	18	5.9%	282	91.9%	3	1.0%	4	1.3%	109	35.5%	198	64.5%
EASTERN IOWA COMMUNITY COLLEGE	215	9	4.2%	204	94.9%	2	0.9%	0	0.0%	60	27.9%	155	72.1%
HAWKEYE INST TECHNOLOGY	146	11	7.5%	133	91.1%	1	0.7%	1	0.7%	56	38.4%	90	61.6%
INDIAN HILLS COMMUNITY COLLEGE	173	0	0.0%	173	100.0%	0	0.0%	0	0.0%	67	38.7%	106	61.3%
IOWA CENTRAL COMMUNITY COLLEGE	161	4	2.5%	156	96.9%	1	0.6%	0	0.0%	64	39.8%	97	60.2%
IOWA LAKES COMMUNITY COLLEGE	108	0	0.0%	108	100.0%	0	0.0%	0	0.0%	52	48.1%	56	51.9%
IOWA VALLEY COMMUNITY COLLEGE	115	1	0.9%	112	97.4%	0	0.0%	2	1.7%	43	37.4%	72	62.6%
IOWA WESTERN COMMUNITY COLLEGE	134	0	0.0%	134	100.0%	0	0.0%	0	0.0%	45	33.6%	89	66.4%
KIRKWOOD COMMUNITY COLLEGE	354	5	1.4%	342	96.6%	2	0.6%	5	1.4%	161	45.5%	193	54.5%
NORTH IOWA AREA COMM COLLEGE	118	0	0.0%	118	100.0%	0	0.0%	0	0.0%	49	41.5%	69	58.5%
NORTHEAST IOWA COMMUNITY COLLEGE	102	0	0.0%	102	100.0%	0	0.0%	0	0.0%	24	23.5%	78	76.5%
NORTHWEST IOWA TECH COLLEGE	39	0	0.0%	39	100.0%	0	0.0%	0	0.0%	18	46.2%	21	53.8%
SOUTHEASTERN COMMUNITY COLLEGE	107	3	2.8%	103	96.3%	1	0.9%	0	0.0%	40	37.4%	67	62.6%
SOUTHWESTERN COMMUNITY COLLEGE	58	0	0.0%	58	100.0%	0	0.0%	0	0.0%	26	44.8%	32	55.2%
WESTERN IOWA TECH	132	2	1.5%	128	97.0%	1	0.8%	1	0.8%	71	53.8%	61	46.2%
Community Colleges Total	2,269	53	2.3%	2,192	96.6%	11	0.5%	13	0.6%	885	39.0%	1,384	61.0%
ALLEN MEMORIAL NURSING SCHOOL	7	0	0.0%	7	100.0%	0	0.0%	0	0.0%	1	14.3%	6	85.7%
AMERICAN INSTITUTE OF BUSINESS	57	1	1.8%	55	96.5%	0	0.0%	1	1.8%	18	31.6%	39	68.4%
AMERICAN INSTITUTE OF COMMERCE	22	0	0.0%	22	100.0%	0	0.0%	0	0.0%	6	27.3%	16	72.7%

Source: Equal Employment Opportunity Commission Report
Full-Time Employee Demographics Characteristics report does not include faculty.

FULL-TIME EMPLOYEE DEMOGRAPHIC CHARACTERISTICS
FALL 1991

Institution	E T H N I C G R O U P					G E N D E R			
	TOTAL	BLACK	WHITE	HISPANIC	OTHER	MALE	FEMALE		
FAITH BAPTIST BIBLE COLLEGE	27	0	26	1	3.7%	14	51.9%	13	48.1%
HAMILTON BUSINESS COLLEGE	29	0	28	1	3.4%	10	34.5%	19	65.5%
IOWA METHODIST NURSING SCHOOL	14	0	14	0	0.0%	1	7.1%	13	92.9%
JENNIE EDMUNDSON NURSING SCHOOL	3	0	3	0	0.0%	0	0.0%	3	100.0%
MERCY HOSPITAL NURSING SCHOOL	7	0	7	0	0.0%	1	14.3%	6	85.7%
PALMER COLLEGE OF CHIROPRACTIC	188	9	173	1	0.5%	33	17.6%	155	82.4%
SAINT LUKE'S SCHOOL OF NURSING	4	0	4	0	0.0%	0	0.0%	4	100.0%
SPENCER SCHOOL OF BUSINESS	8	0	8	0	0.0%	2	25.0%	6	75.0%
U. OF OSTEOPATHIC MEDICINE	294	11	280	2	0.7%	67	22.8%	227	77.2%
WALDORF COLLEGE	77	0	75	0	0.0%	36	46.8%	41	53.2%
Independent 2-Yr/Other Total	737	21	702	5	0.7%	189	25.6%	548	74.4%
TOTAL	20,952	392	20,046	128	0.6%	8,259	39.4%	12,693	60.6%

Source: Equal Employment Opportunity Commission Report
Full-Time Employee Demographics Characteristics report does not include faculty.

FULL-TIME EMPLOYEES
BY OCCUPATIONAL CLASS
FALL 1991

Institution	Faculty		Executive/ Administrative Managers		Professional		Secretarial		Technical		Skilled		Service		Total
	No.	%	No.	%	Non-Faculty	Clerical	Paraprofessional	Crafts	Maintenance	% Rest					
IOWA STATE UNIVERSITY	1,433	26.8%	495	9.3%	1,416	988	229	257	527	63.9%	5,345				
UNIVERSITY OF IOWA	1,734	15.8%	257	2.3%	4,165	2,291	468	441	1,595	81.8%	10,951				
UNIVERSITY OF NORTHERN IOWA	581	38.9%	97	6.5%	300	236	16	73	192	54.6%	1,495				
Regents' Universities Total	3,748	21.1%	849	4.8%	5,881	3,515	713	771	2,314	74.2%	17,791				
BRIAR CLIFF COLLEGE	71	43.3%	51	31.1%	0	22	9	4	7	25.6%	164				
BUENA VISTA COLLEGE	71	34.5%	6	2.9%	63	31	7	2	26	62.6%	206				
CENTRAL COLLEGE (C.U.I.)	93	40.1%	15	6.5%	48	26	3	11	36	53.4%	232				
CLARKE COLLEGE	52	37.4%	6	4.3%	33	22	1	3	22	58.3%	139				
COE COLLEGE	82	44.1%	6	3.2%	19	17	34	9	19	52.7%	186				
CORNELL COLLEGE	74	35.6%	13	6.3%	45	36	2	10	28	58.2%	208				
DIVINE WORD COLLEGE	17	40.5%	3	7.1%	4	10	0	0	8	52.4%	42				
DORDT COLLEGE	72	54.1%	39	29.3%	0	16	0	0	6	16.5%	133				
DRAKE UNIVERSITY	271	29.4%	182	19.7%	51	175	83	34	126	50.9%	922				
GRACELAND COLLEGE	50	24.5%	20	9.8%	36	45	7	11	35	65.7%	204				
GRAND VIEW COLLEGE	80	48.2%	23	13.9%	25	33	2	0	3	38.0%	166				
GRINNELL COLLEGE	139	31.1%	8	1.8%	110	42	30	30	88	67.1%	447				
IOWA WESLEYAN COLLEGE	40	29.6%	19	14.1%	19	27	1	9	20	56.3%	135				
LORAS COLLEGE	119	39.8%	6	2.0%	82	34	0	3	55	58.2%	299				
LUTHER COLLEGE	147	36.0%	5	1.2%	84	73	21	12	66	62.7%	408				
MAHARISHI INTERNATIONAL U.	100	29.2%	60	17.5%	24	60	26	15	58	53.4%	343				
MORNINGSIDE COLLEGE	73	36.0%	61	30.0%	2	31	14	0	22	34.0%	203				
MOUNT MERCY COLLEGE	64	49.2%	5	3.8%	39	17	0	0	5	46.9%	130				
MOUNT ST. CLARE COLLEGE	18	34.6%	10	19.2%	9	9	0	0	6	46.2%	52				
NORTHWESTERN COLLEGE	57	47.5%	7	5.8%	35	9	3	3	6	46.7%	120				
SAINT AMBROSE UNIVERSITY	81	34.8%	33	14.2%	59	28	5	3	24	51.1%	233				
SIMPSON COLLEGE	69	35.0%	23	11.7%	32	38	6	7	22	53.3%	197				
TEIKYO MARYCREST UNIVERSITY	44	36.4%	27	22.3%	10	20	3	2	15	41.3%	121				

Source: Equal Employment Opportunity Commission Report
Faculty totals may not match Faculty/Salary Information tables due to definitional differences on source documents.

FULL-TIME EMPLOYEES
BY OCCUPATIONAL CLASS
FALL 1991

Institution	Faculty		Executive/ Administrative Managers		Professional		Secretarial		Technical		Skilled		Service		Total
	No.	%	No.	%	Non-Faculty	Clerical	Paraprofessional	Crafts	Maintenance	% Rest					
TEIKYO WESTMAR UNIVERSITY	50	39.4%	6	4.7%	30	14	5	4	18	55.9%	127				
UNIVERSITY OF DUBUQUE	59	33.7%	5	2.9%	52	35	0	9	15	63.4%	175				
UPPER IOWA UNIVERSITY	29	26.6%	33	30.3%	19	14	0	0	14	43.1%	109				
WARTBURG COLLEGE	83	35.8%	21	9.1%	33	42	2	4	47	55.2%	232				
WILLIAM PENN COLLEGE	41	35.3%	15	12.9%	7	41	0	0	12	51.7%	116				
Independent 4-Yr. Total	2,146	35.5%	708	11.7%	970	967	264	185	809	52.8%	6,049				
DES MOINES AREA COMM COLLEGE	238	43.7%	31	5.7%	74	123	44	12	23	50.6%	545				
EASTERN IOWA COMMUNITY COLLEGE	153	41.6%	19	5.2%	61	102	16	0	17	53.3%	368				
HAWKEYE INST TECHNOLOGY	115	44.1%	45	17.2%	17	52	8	3	21	38.7%	261				
INDIAN HILLS COMMUNITY COLLEGE	127	42.3%	23	7.7%	37	60	19	3	31	50.0%	300				
IOWA CENTRAL COMMUNITY COLLEGE	95	37.1%	13	5.1%	73	47	10	0	18	57.8%	256				
IOWA LAKES COMMUNITY COLLEGE	70	39.3%	16	9.0%	37	32	4	0	19	51.7%	178				
IOWA VALLEY COMMUNITY COLLEGE	77	40.1%	26	13.5%	18	42	7	1	21	46.4%	192				
IOWA WESTERN COMMUNITY COLLEGE	112	45.5%	21	8.5%	43	62	0	8	0	45.9%	246				
KIRKWOOD COMMUNITY COLLEGE	197	35.8%	55	10.0%	133	100	34	0	32	54.3%	551				
NORTH IOWA AREA COMM COLLEGE	86	42.2%	6	2.9%	36	44	8	0	24	54.9%	204				
NORTHEAST IOWA COMMUNITY COLLEGE	97	48.7%	6	3.0%	30	45	7	1	13	48.2%	199				
NORTHWEST IOWA TECH COLLEGE	39	50.0%	11	14.1%	7	17	0	0	4	35.9%	78				
SOUTHEASTERN COMMUNITY COLLEGE	87	44.8%	24	12.4%	42	28	0	2	11	42.8%	194				
SOUTHWESTERN COMMUNITY COLLEGE	45	43.7%	7	6.8%	21	15	4	0	11	49.5%	103				
WESTERN IOWA TECH	70	34.7%	13	6.4%	51	34	9	7	18	58.9%	202				
Community Colleges Total	1,608	41.5%	316	8.2%	680	803	170	37	263	50.4%	3,877				
ALLEN MEMORIAL NURSING SCHOOL	11	61.1%	1	5.6%	3	2	1	0	0	33.3%	18				
AMERICAN INSTITUTE OF BUSINESS	29	33.7%	5	5.8%	30	11	0	0	11	60.5%	86				
AMERICAN INSTITUTE OF COMMERCE	32	59.3%	5	9.3%	11	5	0	0	1	31.5%	54				

Source: Equal Employment Opportunity Commission Report
Faculty totals may not match Faculty/Salary Information tables due to definitional differences on source documents.

FULL-TIME EMPLOYEES
BY OCCUPATIONAL CLASS
FALL 1991

Institution	Executive/ Administrative											Total	
	Faculty		Managers		Professional		Secretarial		Technical		Service		
	No.	%	No.	%	Non-Faculty	Clerical	Paraprofessional	Skilled Crafts	Maintenance	% Rest	Total		
FAITH BAPTIST BIBLE COLLEGE	16	37.2%	11	25.6%	3	6	1	2	3	37.2%	43		
HAMILTON BUSINESS COLLEGE	19	39.6%	18	37.5%	5	5	0	0	1	22.9%	48		
IOWA METHODIST NURSING SCHOOL	26	65.0%	3	7.5%	3	8	0	0	0	27.5%	40		
JENNIE EDMUNDSON NURSING SCHOOL	12	80.0%	1	6.7%	0	2	0	0	0	13.3%	15		
MERCY HOSPITAL NURSING SCHOOL	15	68.2%	1	4.5%	2	4	0	0	0	27.3%	22		
PALMER COLLEGE OF CHIROPRACTIC	120	39.0%	22	7.1%	10	134	18	1	3	53.9%	308		
SAINT LUKE'S SCHOOL OF NURSING	14	77.8%	2	11.1%	1	1	0	0	0	11.1%	18		
SPENCER SCHOOL OF BUSINESS	4	33.3%	1	8.3%	4	1	0	1	1	58.3%	12		
U. OF OSTEOPATHIC MEDICINE	80	21.4%	11	2.9%	16	140	100	8	19	75.7%	374		
WALDORF COLLEGE	30	28.0%	9	8.4%	31	20	0	0	17	63.6%	107		
Independent 2-Yr./Other Total	408	35.6%	90	7.9%	119	339	121	12	56	56.5%	1,145		
TOTAL	7,910	27.4%	1,963	6.8%	7,650	5,624	1,268	1,005	3,442	65.8%	28,862		

Source: Equal Employment Opportunity Commission Report
Faculty totals may not match Faculty/Salary Information tables due to definitional differences on source documents.



FINANCIAL STATISTICS

This section was compiled from figures reported on the IPEDS Finance form. Definitions for the terms used in these reports follow:

EXPENDITURES

Instruction - Expenditures of the colleges, schools, department, and other instructional divisions of the institution and expenditures for departmental research and public service that are not separately budgeted.

Research - All funds expended for activities specifically organized to produce research outcomes and commissioned by an agency either external to the institution or separately budgeted by an organizational unit within the institution.

Public Service - Funds budgeted specifically for public service and expended for activities established primarily to provide non-instructional services beneficial to groups external to the institution.

Academic Support - Expenditures for the support services that are an integral part of the institution's primary mission of instruction, research, or public service. Includes expenditures for libraries, museums, galleries, audio/visual services, academic computing support, ancillary support, academic administration, personnel development, and course and curriculum development.

Student Services - Funds expended for admissions, registrar activities, and activities whose primary purpose is to contribute to students' emotional and physical well-being and to their intellectual, cultural, and social development outside the context of the formal instructional program.

Institutional Support - Expenditures for the day-to-day operational support of the institution (excluding expenditures for physical plant operations). Includes expenditures for general administrative services, executive direction and planning, legal and fiscal operations, and public relations/development.

Operation and Maintenance of Plant - Expenditures for operations established to provide service and maintenance related to grounds and facilities used for educational and general purposes.

Scholarships and Fellowships - Expenditures given in the form of outright grants and trainee stipends to individuals enrolled in formal course work, either for credit or non-credit. It also includes aid to students in the form of tuition or fee remissions with the exception of those remissions that are granted because of faculty or staff status.

Mandatory Transfers - Transfers from current funds that must be made in order to fulfill a binding legal obligation of the institution. Includes mandatory debt-service provision relating to academic and administrative building, including (1) amounts set aside for debt retirement and interest; and (2) required provisions for renewal and replacements to the extent not financed from other sources.

Auxiliary Enterprise - Includes essentially self-supporting operations of the institution that exist to furnish a service to students, faculty, or staff, and that charge a fee that is directly related to, although not necessarily equal to, the cost of the service. Examples include residence halls, food services, student health services, intercollegiate athletics, college unions, college stores, and barber shops.

Hospitals - Expenditures, except depreciation, associated with the operation of a hospital, including nursing expenses, other professional services, general services, administrative services, fiscal services, and charges for physical plant operations.

Independent Operations - Funds expended for operations that are independent of or unrelated to the primary missions of the institution (i.e., instruction, research, public service), although they may contribute indirectly to the enhancement of these programs. This category generally is limited to expenditures of major Federally Funded Research and Development Centers.

REVENUES

Tuition and Fees - All tuition and fees (including student activity fees) assessed against students for education purposes.

Government Appropriations - All amounts received by the institution through acts of a legislative body, except grants and contracts. These funds are for meeting current operating expenses.

Government Grants and Contracts - Revenues from governmental agencies which are for specific research projects or other types of programs.

Private Gifts, Grants, and Contracts - Revenues from private donors for which no legal consideration is involved and private contracts for specific goods and services provided to the funder as stipulation for receipt of the funds.

Endowment Income - 1) the unrestricted income of endowment and similar funds; 2) restricted income of endowment and similar funds to the extent expended for current operating purposes; and 3) income from funds held in trust by others under irrevocable trusts.

Sales and Services of Educational Activities - Revenues derived from the sales of goods or services which are incidental to the conduct of instruction, research, or public service.

Auxiliary Enterprises - All revenues generated by or collected from the auxiliary enterprise operations of the institution that exist to furnish a service to students, faculty, or staff, and that charge a fee that is directly related to, although not necessarily equal to, the cost of the service.

Hospitals - Revenues of a hospital operated by the institution. Includes gifts, grants, appropriations, research revenues, and endowment income.

Other Sources - Revenues or items not covered elsewhere. Examples are interest income and gains (net of losses) from investments of unrestricted current funds, miscellaneous rentals and sales, expired term endowments, and terminated annuity or life income agreements, if not material.

Independent Operations - Revenues associated with operations independent of or unrelated to the primary missions of the institution (i.e., instruction, research, public service) although they may contribute indirectly to the enhancement of these programs. This category generally includes only those revenues associated with major Federally Funded Research and Development Centers.

CURRENT FUNDS EXPENDITURES
1990-1991
(Amounts in Thousands)

Institution	Research	Public Service	Academic** Support	Student Service	Institutional Support	Library	Operations Maint.	Scholarship* Fellowship	Mandatory Transfers	Auxiliary Enterprise	Hospital	Independent Operations	Total
IOWA STATE UNIVERSITY													
\$116,331	\$97,585	\$44,537	\$20,726	\$16,688	\$21,758	\$9,828	\$23,905	\$17,404	\$16,467	\$62,160	\$0	\$24,200	\$471,588
UNIVERSITY OF IOWA													
\$180,712	\$88,886	\$27,071	\$27,339	\$16,200	\$21,910	\$13,586	\$30,802	\$28,366	\$17,372	\$75,267	\$346,348	\$0	\$873,858
UNIVERSITY OF NORTHERN IOWA													
\$38,327	\$725	\$6,456	\$12,732	\$3,388	\$9,922	\$957	\$11,350	\$10,479	\$3,671	\$19,781	\$0	\$0	\$117,787
Regents' Universities Totals													
\$335,370	\$187,195	\$78,064	\$60,797	\$36,276	\$53,589	\$24,371	\$66,057	\$56,249	\$37,509	\$157,208	\$346,348	\$24,200	\$1,463,234
BRIAR CLIFF COLLEGE													
\$2,757	\$0	\$0	\$691	\$1,414	\$1,146	\$167	\$542	\$2,412	\$11	\$1,624	\$0	\$0	\$10,765
BUENA VISTA COLLEGE													
\$6,838	\$0	\$0	\$433	\$2,475	\$2,843	\$545	\$1,159	\$3,731	\$378	\$2,539	\$0	\$0	\$20,941
CENTRAL COLLEGE (C.U.I.)													
\$5,954	\$130	\$164	\$304	\$2,936	\$1,762	\$563	\$1,274	\$5,810	\$74	\$4,514	\$0	\$0	\$23,484
CLARKE COLLEGE													
\$2,149	\$58	\$0	\$305	\$897	\$857	\$278	\$573	\$1,636	\$0	\$1,377	\$0	\$0	\$8,130
COE COLLEGE													
\$5,156	\$0	\$0	\$305	\$1,383	\$2,437	\$628	\$1,278	\$3,861	\$0	\$2,635	\$0	\$0	\$17,683

Source: IPEDS Finance - excluding Nonmandatory Transfers.

*Scholarship/Fellowship Expenditures include federally-funded student assistance.

**Academic Support less Library Expenditures.

CURRENT FUNDS EXPENDITURES
1990-1991
(Amounts in Thousands)

Institution	CURRENT FUNDS EXPENDITURES 1990-1991 (Amounts in Thousands)										Total		
	Instruction	Research	Public Service	Academic** Support	Student Service	Institutional Support	Library	Operations Maint.	Scholarship* Fellowship	Mandatory Transfers		Auxiliary Enterprise	Hospital
CORNELL COLLEGE \$4,949	\$37	\$9	\$792	\$1,870	\$2,710	\$529	\$1,600	\$5,074	\$0	\$3,446	\$0	\$0	\$21,016
DIVINE WORD COLLEGE \$536	\$13	\$0	\$7	\$313	\$546	\$95	\$123	\$290	\$34	\$297	\$0	\$0	\$2,255
DORDT COLLEGE \$3,688	\$0	\$219	\$355	\$1,010	\$1,290	\$200	\$610	\$2,158	\$0	\$1,949	\$0	\$0	\$11,479
DRAKE UNIVERSITY \$23,124	\$138	\$2,770	\$3,054	\$4,153	\$6,368	\$2,389	\$3,115	\$13,928	\$378	\$14,088	\$0	\$0	\$73,505
GRACELAND COLLEGE \$3,271	\$0	\$356	\$46	\$1,622	\$1,791	\$295	\$1,034	\$2,524	\$14	\$2,569	\$0	\$0	\$13,521
GRAND VIEW COLLEGE \$3,849	\$0	\$0	\$317	\$1,324	\$1,242	\$335	\$587	\$1,543	\$268	\$994	\$0	\$0	\$10,459
GRINNELL COLLEGE \$9,681	\$215	\$0	\$2,538	\$3,972	\$4,674	\$1,545	\$2,329	\$6,180	\$129	\$4,886	\$0	\$0	\$36,149
IOWA WESLEYAN COLLEGE \$1,493	\$0	\$0	\$135	\$1,192	\$1,568	\$171	\$722	\$1,199	\$0	\$986	\$0	\$0	\$7,467
LORAS COLLEGE \$5,975	\$49	\$32	\$435	\$1,651	\$2,757	\$590	\$1,192	\$3,598	\$327	\$4,419	\$0	\$0	\$21,025

Source: IPEDS Finance - excluding Nonmandatory Transfers.
*Scholarship/Fellowship Expenditures include federally-funded student assistance.
**Academic Support less Library Expenditures.



CURRENT FUNDS EXPENDITURES
1990-1991
(Amounts in Thousands)

Institution	Instruction	Research	Public Service	Academic** Support	Student Service	Institutional Support	Library	Operations Maint.	Scholarship* Fellowship	Mandatory Transfers	Auxiliary Enterprise	Hospital	Independent Operations	Total
LUTHER COLLEGE	\$10,175	\$314	\$421	\$169	\$2,948	\$3,575	\$1,004	\$1,906	\$6,040	\$143	\$6,663	\$0	\$0	\$33,358
MAHARISHI INTERNATIONAL U.	\$2,041	\$1,297	\$220	\$522	\$139	\$2,208	\$391	\$1,492	\$3,799	\$341	\$3,050	\$0	\$1,428	\$16,928
MORNINGSIDE COLLEGE	\$3,993	\$0	\$0	\$0	\$891	\$2,632	\$399	\$884	\$4,075	\$0	\$1,958	\$0	\$0	\$14,832
MOUNT MERCY COLLEGE	\$2,506	\$0	\$0	\$513	\$1,086	\$2,102	\$367	\$1,089	\$2,202	\$76	\$1,095	\$0	\$0	\$11,036
MOUNT ST. CLARE COLLEGE	\$812	\$2	\$0	\$90	\$513	\$505	\$93	\$93	\$491	\$223	\$283	\$0	\$0	\$3,106
NORTHWESTERN COLLEGE	\$2,468	\$0	\$22	\$353	\$1,250	\$1,282	\$266	\$624	\$2,839	\$294	\$2,138	\$0	\$0	\$11,535
SAINT AMBROSE UNIVERSITY	\$5,758	\$0	\$0	\$570	\$940	\$2,903	\$469	\$1,817	\$3,231	\$653	\$2,456	\$0	\$0	\$18,797
SIMPSON COLLEGE	\$4,234	\$3	\$0	\$151	\$1,239	\$2,349	\$319	\$1,127	\$4,295	\$270	\$1,926	\$0	\$0	\$15,914
TEIKYO MARYCREST UNIVERSITY	\$3,251	\$0	\$0	\$255	\$928	\$1,663	\$81	\$544	\$1,730	\$145	\$948	\$0	\$0	\$9,545

Source: IPEDS Finance - excluding Nonmandatory Transfers.
*Scholarship/Fellowship Expenditures include federally-funded student assistance.
**Academic Support less Library Expenditures.

201

2111

CURRENT FUNDS EXPENDITURES
1990-1991
(Amounts in Thousands)

Institution	Instruction	Research	Public Service	Academic** Support	Student Service	Institutional Support	Library	Operations Maint.	Scholarship* Fellowship	Mandatory Transfers	Auxiliary Enterprise	Hospital	Independent Operations	Total
TEIKYO WESTMAR UNIVERSITY	\$1,510	\$0	\$0	\$588	\$1,233	\$1,211	\$178	\$823	\$928	\$132	\$1,312	\$0	\$0	\$7,915
UNIVERSITY OF DUBUQUE	\$2,570	\$0	\$0	\$948	\$1,553	\$2,842	\$402	\$750	\$2,852	\$4	\$1,822	\$0	\$0	\$13,743
UPPER IOWA UNIVERSITY	\$2,320	\$0	\$0	\$98	\$1,578	\$946	\$121	\$502	\$1,915	\$237	\$1,425	\$0	\$0	\$9,141
WARTBURG COLLEGE	\$4,980	\$0	\$185	\$4	\$1,626	\$2,251	\$422	\$1,133	\$3,497	\$363	\$3,413	\$0	\$0	\$17,874
WILLIAM PENN COLLEGE	\$1,773	\$0	\$0	\$217	\$1,299	\$1,355	\$195	\$604	\$3,012	(\$710)	\$785	\$0	\$0	\$8,530
Independent 4-Yr. Totals	\$127,809	\$2,257	\$4,399	\$14,194	\$43,435	\$59,817	\$13,037	\$29,527	\$94,850	\$3,784	\$75,595	\$0	\$1,428	\$470,133
DES MOINES AREA COMM COLLEGE	\$26,902	\$0	\$0	\$2,437	\$2,292	\$4,657	\$921	\$2,787	\$3,989	\$0	\$5,838	\$0	\$0	\$49,824
EASTERN IOWA COMMUNITY COLLEGE	\$13,451	\$0	\$5,381	\$1,978	\$1,584	\$3,558	\$300	\$1,825	\$2,677	\$0	\$2,000	\$0	\$0	\$32,755
HAWKEYE INST TECHNOLOGY	\$9,510	\$0	\$2,530	\$542	\$712	\$2,241	\$366	\$1,589	\$1,314	\$0	\$2,186	\$0	\$0	\$20,990

Source: IPEDS Finance - excluding Nonmandatory Transfers.
*Scholarship/Fellowship Expenditures include federally-funded student assistance.
**Academic Support less Library Expenditures.

CURRENT FUNDS EXPENDITURES
1990-1991
(Amounts In Thousands)

Institution	Instruction	Research	Public Service	Academic** Support	Student Service	Institutional Support	Library	Operations Maint.	Scholarship* Fellowship	Mandatory Transfers	Auxiliary Enterprise	Hospital	Independent Operations	Total
INDIAN HILLS COMMUNITY COLLEGE	\$9,825	\$0	\$0	\$803	\$881	\$2,076	\$348	\$1,870	\$2,172	\$88	\$2,220	\$0	\$0	\$20,281
IOWA CENTRAL COMMUNITY COLLEGE	\$8,002	\$0	\$0	\$0	\$894	\$2,254	\$389	\$818	\$1,503	\$0	\$3,368	\$0	\$0	\$17,229
IOWA LAKES COMMUNITY COLLEGE	\$7,151	\$0	\$0	\$97	\$729	\$1,579	\$528	\$1,012	\$1,574	\$0	\$1,954	\$0	\$0	\$14,623
IOWA VALLEY COMMUNITY COLLEGE	\$5,875	\$34	\$0	\$1,415	\$900	\$2,045	\$355	\$1,430	\$1,879	\$0	\$1,795	\$0	\$0	\$15,728
IOWA WESTERN COMMUNITY COLLEGE	\$10,116	\$0	\$0	\$643	\$960	\$2,250	\$326	\$1,450	\$1,781	\$457	\$1,405	\$0	\$0	\$19,387
KIRKWOOD COMMUNITY COLLEGE	\$18,610	\$0	\$0	\$2,958	\$3,010	\$5,106	\$524	\$2,449	\$3,809	\$0	\$3,089	\$0	\$0	\$39,556
NORTH IOWA AREA COMM COLLEGE	\$9,891	\$0	\$0	\$394	\$1,078	\$1,272	\$374	\$1,525	\$1,720	\$0	\$201	\$0	\$0	\$16,454
NORTHEAST IOWA COMMUNITY COLLEGE	\$8,120	\$0	\$0	\$37	\$624	\$1,214	\$180	\$791	\$1,348	\$0	\$1,311	\$0	\$0	\$13,625
NORTHWEST IOWA TECH COLLEGE	\$2,515	\$0	\$0	\$315	\$256	\$913	\$140	\$676	\$456	\$0	\$648	\$0	\$0	\$5,918

Source: IPEDS Finance - excluding Nonmandatory Transfers.
*Scholarship/Fellowship Expenditures include federally-funded student assistance.
**Academic Support less Library Expenditures.

2114

2015

CURRENT FUNDS EXPENDITURES
1990-1991
(Amounts in Thousands)

Institution	Instruction	Research	Public Service	Academic** Support	Student Service	Institutional Support	Library	Operations Maint.	Scholarship* Fellowship	Mandatory Transfers	Auxiliary Enterprise	Hospital	Independent Operations	Total
SOUTHEASTERN COMMUNITY COLLEGE														
	\$6,933	\$0	\$2,961	\$150	\$788	\$1,288	\$223	\$822	\$1,482	\$0	\$1,794	\$0	\$0	\$16,440
SOUTHWESTERN COMMUNITY COLLEGE														
	\$4,419	\$0	\$0	\$0	\$377	\$1,206	\$99	\$579	\$925	\$0	\$585	\$0	\$0	\$8,191
WESTERN IOWA TECH														
	\$6,852	\$0	\$772	\$315	\$723	\$1,180	\$333	\$1,324	\$1,386	\$0	\$1,427	\$0	\$0	\$14,310
Community Colleges Totals														
	\$148,172	\$34	\$11,644	\$12,084	\$15,807	\$32,839	\$5,406	\$20,945	\$28,014	\$545	\$29,821	\$0	\$0	\$305,311
ALLEN MEMORIAL NURSING SCHOOL														
	\$569	\$0	\$0	\$76	\$0	\$39	\$19	\$2	\$78	\$0	\$0	\$0	\$0	\$783
AMERICAN INSTITUTE OF BUSINESS														
	\$1,559	\$0	\$0	\$120	\$912	\$1,069	\$88	\$411	\$890	\$0	\$1,562	\$0	\$0	\$6,611
AMERICAN INSTITUTE OF COMMERCE														
	\$1,213	\$0	\$0	\$4	\$29	\$1,934	\$5	\$751	\$1,705	\$0	\$337	\$0	\$0	\$5,979
FAITH BAPTIST BIBLE COLLEGE														
	\$581	\$0	\$49	\$59	\$220	\$322	\$51	\$238	\$243	\$0	\$1,195	\$0	\$0	\$2,959
HAMILTON BUSINESS COLLEGE														
	\$845	\$0	\$0	\$0	\$524	\$1,333	\$38	\$560	\$0	\$0	\$0	\$0	\$0	\$3,299

Source: IPEDS Finance - excluding Nonmandatory Transfers.
*Scholarship/Fellowship Expenditures include federally-funded student assistance.
**Academic Support less Library Expenditures.

CURRENT FUNDS EXPENDITURES
1990-1991
(Amounts In Thousands)

Institution	Instruction	Research	Public Service	Academic** Support	Student Service	Institutional Support	Library	Operations Maint.	Scholarship* Fellowship	Mandatory Transfers	Auxiliary Enterprise	Hospital	Independent Operations	Total
IOWA METHODIST NURSING SCHOOL	\$766	\$0	\$0	\$0	\$161	\$0	\$0	\$0	\$257	\$0	\$0	\$0	\$0	\$1,184
JENNIE EDMUNDSON NURSING SCHOOL	\$408	\$0	\$0	\$59	\$0	\$216	\$19	\$5	\$145	\$0	\$35	\$0	\$0	\$888
MERCY HOSPITAL NURSING SCHOOL	\$560	\$0	\$0	\$137	\$92	\$57	\$2	\$262	\$255	\$0	\$169	\$0	\$0	\$1,532
PALMER COLLEGE OF CHIROPRACTIC	\$6,690	\$428	\$0	\$92	\$1,545	\$5,864	\$548	\$2,085	\$1,280	\$568	\$1,462	\$0	\$0	\$20,562
SAINT LUKE'S SCHOOL OF NURSING	\$532	\$0	\$0	\$97	\$32	\$163	\$4	\$326	\$134	\$0	\$0	\$0	\$0	\$1,287
SPENCER SCHOOL OF BUSINESS	\$358	\$0	\$80	\$29	\$225	\$131	\$21	\$137	\$273	\$0	\$73	\$0	\$0	\$1,328
U. OF OSTEOPATHIC MEDICINE	\$7,104	\$253	\$0	\$2,681	\$223	\$3,477	\$213	\$1,430	\$248	\$890	\$6,895	\$0	\$0	\$23,415
WALDORF COLLEGE	\$1,816	\$0	\$0	\$171	\$770	\$1,182	\$165	\$507	\$1,165	\$166	\$1,177	\$0	\$0	\$7,119
Independent 2-Yr/Other Totals	\$23,002	\$681	\$129	\$3,526	\$4,733	\$15,788	\$1,174	\$6,713	\$6,673	\$1,625	\$12,904	\$0	\$0	\$76,947

Source: IPEDS Finance - excluding Nonmandatory Transfers.

*Scholarship/Fellowship Expenditures include federally-funded student assistance.

**Academic Support less Library Expenditures.

CURRENT FUNDS EXPENDITURES
1990-1991

(Amounts in Thousands)

Institution	Instruction	Research	Public Service	Academic** Support	Student Service	Institutional Support	Library	Operations Maint.	Scholarship* Fellowship	Mandatory Transfers	Auxiliary Enterprise	Hospital	Independent Operations	Total
	\$634,354	\$190,167	\$94,236	\$90,601	\$100,251	\$162,032	\$43,988	\$123,243	\$185,786	\$43,464	\$275,527	\$346,348	\$25,627	\$2,315,625
TOTAL														

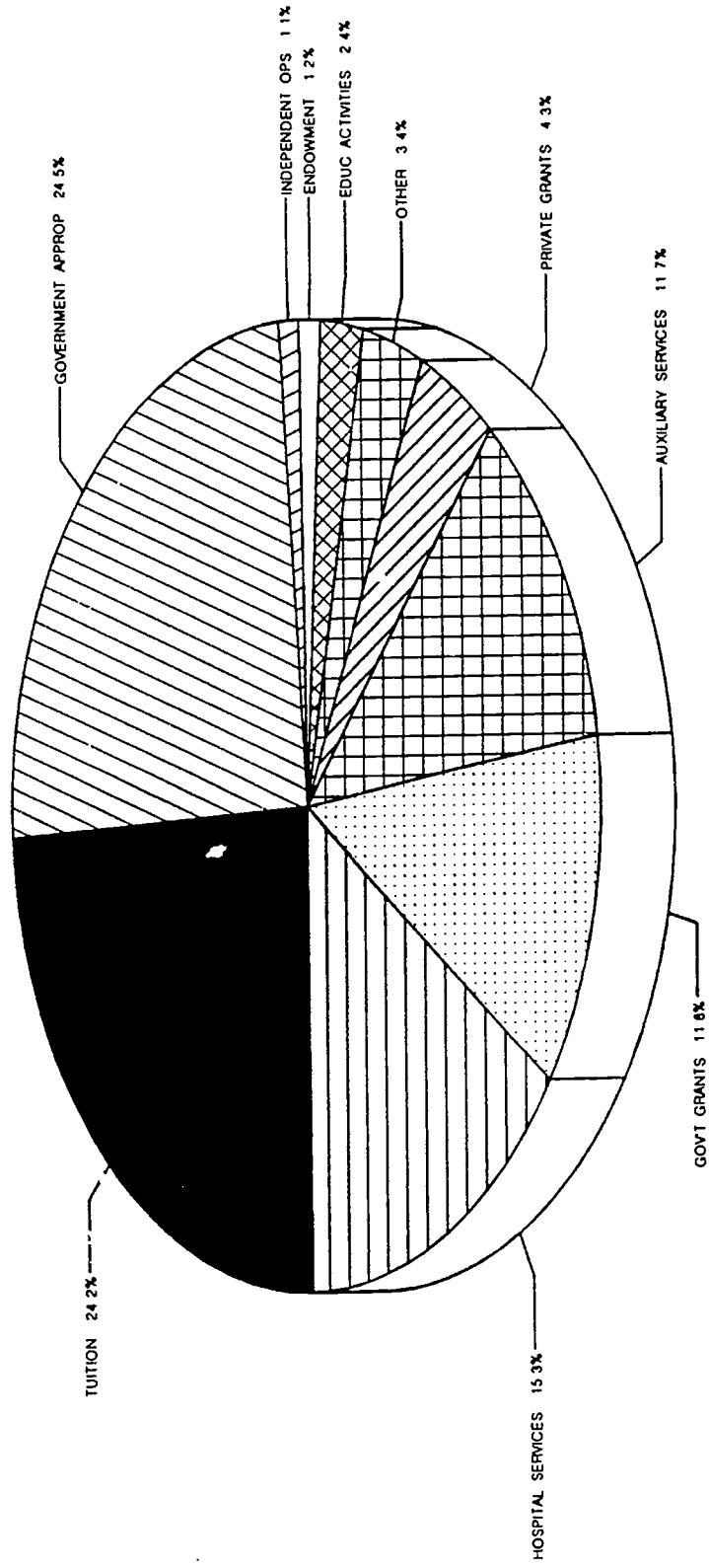
Source: IPEDS Finance - excluding Nonmandatory Transfers.

*Scholarship/Fellowship Expenditures include federally-funded student assistance.

**Academic Support less Library Expenditures.

CURRENT REVENUES

1990 - 1991 TOTAL



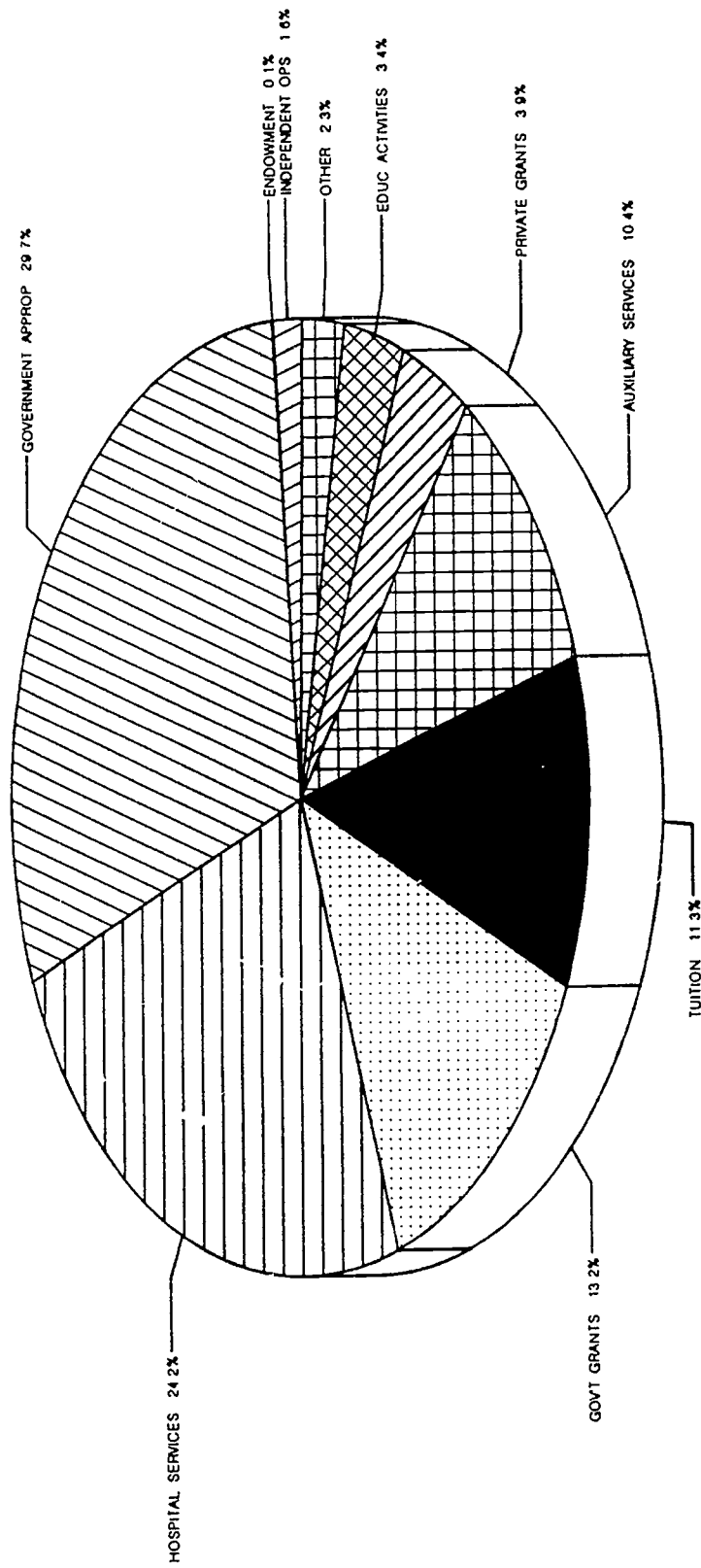
213

212

102

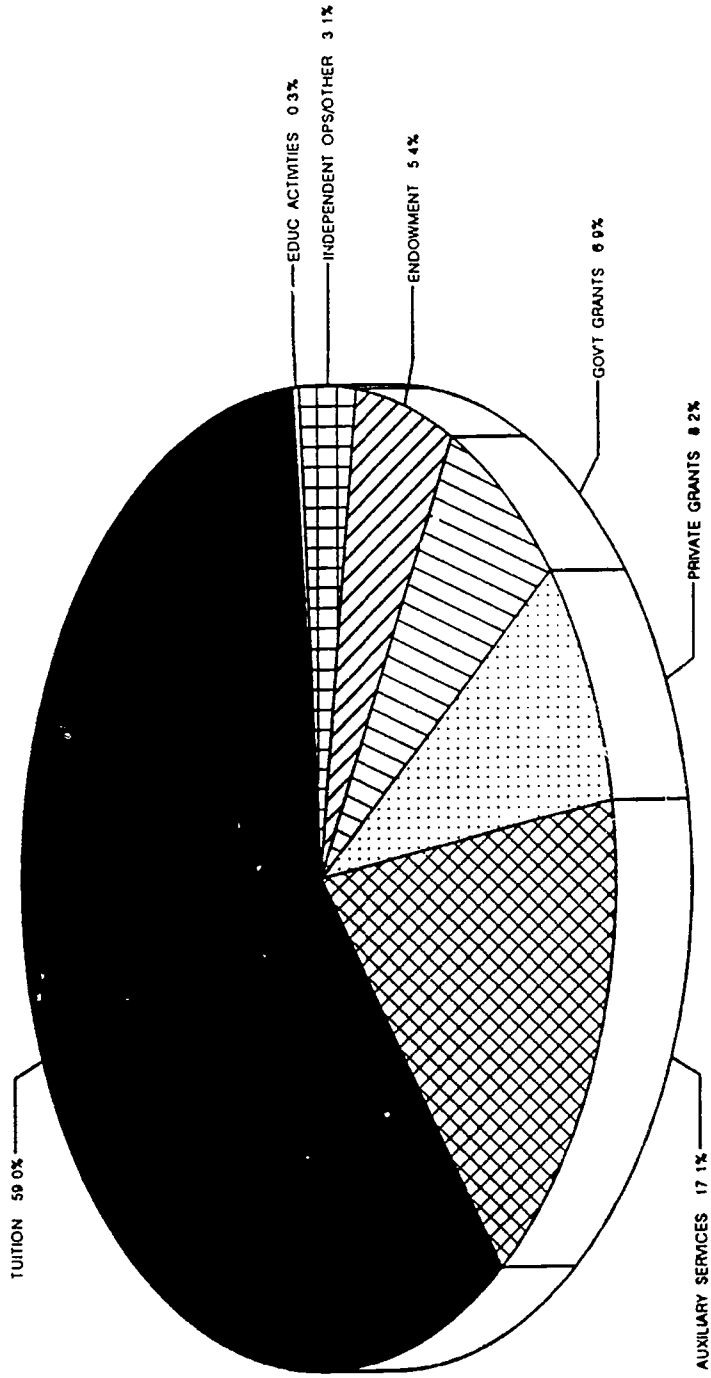
CURRENT REVENUES

1990 - 1991 REGENTS



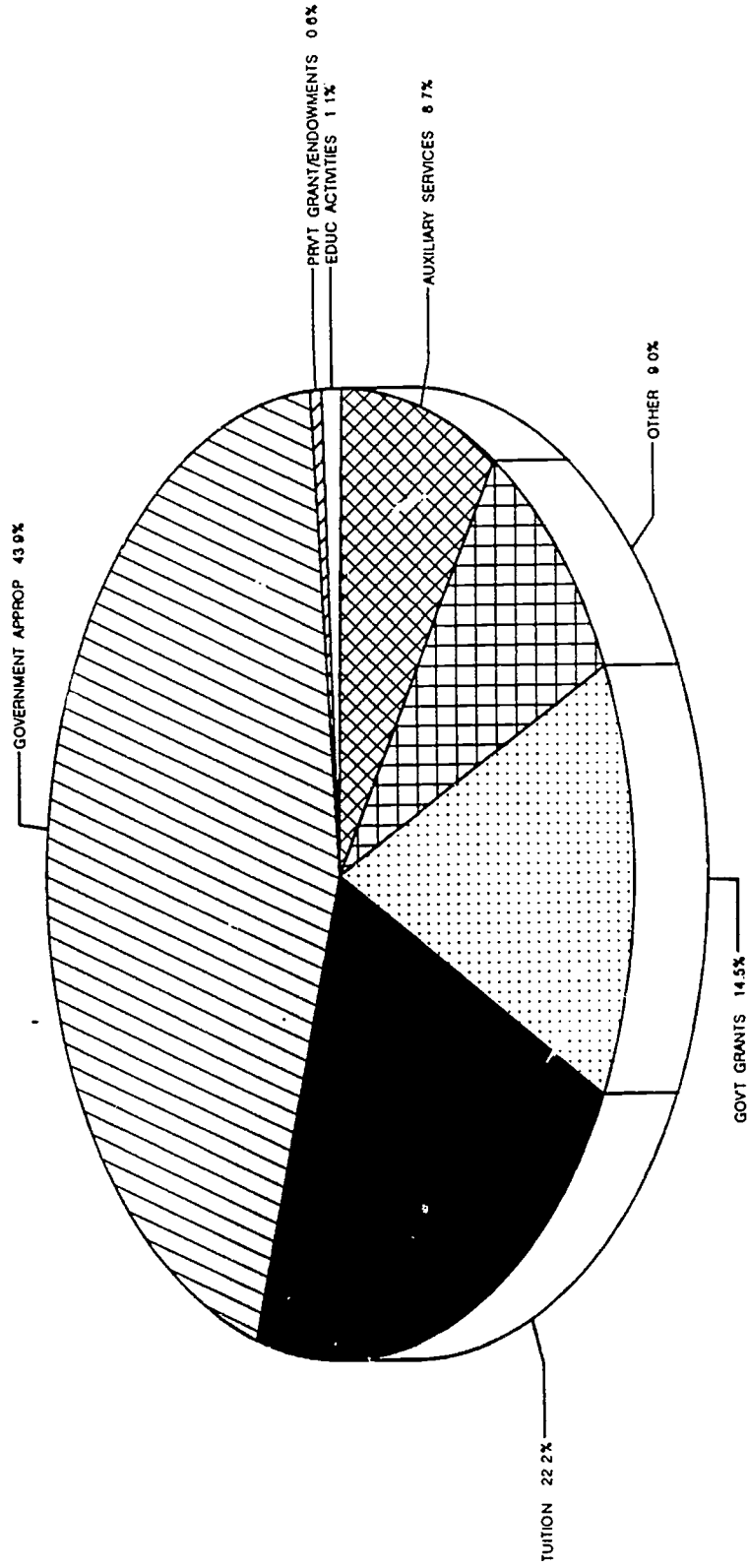
CURRENT REVENUES

1990 - 1991 FOUR-YEAR INDEPENDENT



CURRENT REVENUES

1990 - 1991 COMMUNITY COLLEGES



219

218

CURRENT FUNDS REVENUES
1990-1991
(Amounts in Thousands)

Institution	TUITION & FEES	GOVERNMENT APPROPRIATION	GOVERNMENT GRANTS & CONTRACTS	PRIVATE GIFTS, GRANTS & CONTRACTS*	ENDOWMENT INCOME	SERVICES OF EDUCATION ACTIVITY	SALES & SERVICES OF AUXILIARY SERVICES	SERVICES OF HOSPITAL	OTHER SOURCES	INDEPENDENT OPERATIONS	TOTAL
	IOWA STATE UNIVERSITY	\$69,897	\$202,539	\$74,878	\$24,868	\$149	\$10,954	\$62,109	\$0	\$14,948	\$24,200
UNIVERSITY OF IOWA	\$75,730	\$182,156	\$113,004	\$32,940	\$986	\$37,595	\$75,377	\$364,165	\$19,253	\$0	\$901,204
UNIVERSITY OF NORTHERN IOWA	\$23,896	\$62,228	\$10,800	\$1,188	\$21	\$2,717	\$18,603	\$0	\$808	\$0	\$120,262
Regents' Universities Total	\$169,523	\$446,922	\$198,683	\$58,997	\$1,156	\$51,266	\$156,089	\$364,165	\$35,009	\$24,200	\$1,506,009
BRIAR CLIFF COLLEGE	\$6,899	\$0	\$1,248	\$604	\$232	\$0	\$1,796	\$0	\$66	\$0	\$10,845
BUENA VISTA COLLEGE	\$14,654	\$0	\$2,106	\$388	\$842	\$166	\$3,368	\$0	\$164	\$0	\$21,687
CENTRAL COLLEGE (C.U.I.)	\$14,423	\$0	\$1,800	\$1,084	\$1,037	\$173	\$6,286	\$0	\$538	\$0	\$25,342
CLARKE COLLEGE	\$4,847	\$0	\$669	\$870	\$282	\$0	\$1,377	\$0	\$107	\$0	\$8,152
COE COLLEGE	\$9,877	\$0	\$789	\$1,589	\$2,141	\$0	\$2,759	\$0	\$680	\$0	\$17,834
CORNELL COLLEGE	\$12,562	\$0	\$873	\$2,629	\$945	\$0	\$3,912	\$0	\$637	\$0	\$21,558
DIVINE WORD COLLEGE	\$280	\$0	\$181	\$1,484	\$148	\$0	\$163	\$0	\$59	\$0	\$2,314
DORDT COLLEGE	\$7,257	\$0	\$842	\$1,430	\$179	\$241	\$2,043	\$0	\$203	\$0	\$12,195
DRAKE UNIVERSITY	\$51,023	\$0	\$6,428	\$5,251	\$2,312	\$86	\$11,849	\$0	\$1,161	\$0	\$78,110

Source: IPEDS Finance - excluding Nonmandatory Transfers.

*Private Gifts, Grants & Contracts includes federally-funded student assistance.

CURRENT FUNDS REVENUES
1990-1991
(Amounts in Thousands)

Institution	TUITION & FEES	GOVERNMENT APPROPRIATION	GOVERNMENT GRANTS & CONTRACTS	PRIVATE GIFTS, GRANTS & CONTRACTS*	ENDOWMENT INCOME	SALES & SERVICES OF EDUCATION ACTIVITY	SALES & SERVICES OF AUXILIARY SERVICES	SALES & SERVICES OF HOSPITAL	OTHER SOURCES	INDEPENDENT OPERATIONS	TOTAL
GRACELAND COLLEGE	\$7,253	\$0	\$1,526	\$1,197	\$426	\$279	\$2,529	\$0	\$154	\$0	\$13,365
GRAND VIEW COLLEGE	\$7,481	\$0	\$724	\$841	\$156	\$0	\$997	\$0	\$300	\$0	\$10,498
GRINNELL COLLEGE	\$16,209	\$0	\$649	\$3,011	\$12,185	\$0	\$5,158	\$0	\$800	\$0	\$38,212
IOWA WESLEYAN COLLEGE	\$4,377	\$0	\$675	\$597	\$74	\$52	\$1,169	\$0	\$259	\$0	\$7,202
LORAS COLLEGE	\$13,925	\$0	\$1,185	\$1,785	\$687	\$74	\$4,397	\$0	\$529	\$0	\$22,583
LUTHER COLLEGE	\$20,716	\$0	\$2,287	\$1,667	\$891	\$59	\$7,400	\$0	\$724	\$0	\$33,744
MAHARISHI INTERNATIONAL U.	\$4,086	\$0	\$1,173	\$3,081	\$136	\$0	\$4,782	\$0	\$2,611	\$2,472	\$18,341
MORNINGSIDE COLLEGE	\$9,281	\$0	\$1,175	\$1,708	\$868	\$0	\$1,612	\$0	\$54	\$0	\$15,185
MOUNT MERCY COLLEGE	\$7,641	\$0	\$930	\$350	\$433	\$80	\$1,755	\$0	\$147	\$0	\$11,335
MOUNT ST. CLARE COLLEGE	\$1,597	\$0	\$188	\$732	\$0	\$124	\$366	\$0	\$112	\$0	\$3,118
NORTHWESTERN COLLEGE	\$7,580	\$0	\$998	\$899	\$350	\$233	\$2,616	\$0	\$365	\$0	\$13,042
SAINT AMBROSE UNIVERSITY	\$13,965	\$0	\$928	\$563	\$295	\$0	\$2,994	\$0	\$158	\$0	\$18,903
SIMPSON COLLEGE	\$10,677	\$0	\$801	\$1,323	\$676	\$0	\$2,657	\$0	\$327	\$0	\$16,462

Source: IPEDS Finance - excluding Nonmandatory Transfers.
*Private Gifts, Grants & Contracts includes federally-funded student assistance.

CURRENT FUNDS REVENUES
1990-1991
(Amounts In Thousands)

Institution	TUITION & FEES	GOVERNMENT APPROPRIATION	GOVERNMENT GRANTS & CONTRACTS	PRIVATE GIFTS, GRANTS & CONTRACTS*	ENDOWMENT INCOME	SALES & SERVICES OF EDUCATION ACTIVITY	SALES & SERVICES OF AUXILIARY SERVICES	SALES & SERVICES OF HOSPITAL	OTHER SOURCES	INDEPENDENT OPERATIONS	TOTAL
TEIKYO MARYCREST UNIVERSITY	\$6,640	\$0	\$944	\$1,899	\$1	\$0	\$1,127	\$0	\$190	\$0	\$10,800
TEIKYO WESTMAR UNIVERSITY	\$4,949	\$0	\$657	\$431	\$47	\$19	\$1,656	\$0	\$232	\$0	\$7,992
UNIVERSITY OF DUBUQUE	\$6,508	\$0	\$716	\$1,494	\$588	\$0	\$1,879	\$0	\$823	\$0	\$12,006
UPPER IOWA UNIVERSITY	\$6,751	\$0	\$1,212	\$290	\$200	\$10	\$1,568	\$0	\$107	\$0	\$10,118
WARTBURG COLLEGE	\$11,651	\$0	\$1,002	\$969	\$260	\$32	\$4,077	\$0	\$439	\$0	\$18,428
WILLIAM PENN COLLEGE	\$5,464	\$0	\$1,021	\$1,749	\$231	\$0	\$927	\$0	\$113	\$0	\$9,504
Independent 4-Yr. Total	\$288,550	\$0	\$33,725	\$39,913	\$26,621	\$1,627	\$83,420	\$0	\$12,546	\$2,472	\$488,876
DES MOINES AREA COMM COLLEGE	\$10,981	\$20,830	\$3,898	\$433	\$0	\$523	\$4,897	\$0	\$9,631	\$0	\$51,191
EASTERN IOWA COMMUNITY COLLEGE	\$7,190	\$12,656	\$7,742	\$174	\$0	\$219	\$2,421	\$0	\$3,049	\$0	\$33,452
HAWKEYE INST TECHNOLOGY	\$3,190	\$10,590	\$2,394	\$0	\$0	\$0	\$2,035	\$0	\$3,259	\$0	\$21,468
INDIAN HILLS COMMUNITY COLLEGE	\$4,141	\$9,613	\$3,219	\$11	\$0	\$0	\$2,443	\$0	\$783	\$0	\$20,211
IOWA CENTRAL COMMUNITY COLLEGE	\$4,011	\$7,894	\$2,353	\$0	\$0	\$277	\$2,146	\$0	\$373	\$0	\$17,054
IOWA LAKES COMMUNITY COLLEGE	\$2,605	\$6,724	\$2,564	\$224	\$4	\$0	\$2,049	\$0	\$650	\$0	\$14,818

Source: IPEDS Finance - excluding Normandatory Transfers.

*Private Gifts, Grants & Contracts includes federally-funded student assistance.

CURRENT FUNDS REVENUES
1990-1991
(Amounts In Thousands)

Institution	TUITION & FEES	GOVERNMENT APPROPRIATION	GOVERNMENT GRANTS & CONTRACTS	PRIVATE GIFTS, GRANTS & CONTRACTS*	ENDOWMENT INCOME	SALES & SERVICES OF EDUCATION ACTIVITY	SALES & SERVICES OF AUXILIARY SERVICES	SALES & SERVICES OF HOSPITAL	OTHER SOURCES	INDEPENDENT OPERATIONS	TOTAL
IOWA VALLEY COMMUNITY COLLEGE	\$3,051	\$6,902	\$1,623	\$0	\$616	\$0	\$1,866	\$0	\$1,022	\$0	\$15,079
IOWA WESTERN COMMUNITY COLLEGE	\$5,701	\$8,078	\$2,386	\$10	\$0	\$540	\$1,370	\$0	\$1,545	\$0	\$19,630
KIRKWOOD COMMUNITY COLLEGE	\$12,341	\$16,510	\$6,899	\$117	\$0	\$1,189	\$2,424	\$0	\$379	\$0	\$39,858
NORTH IOWA AREA COMM COLLEGE	\$3,499	\$7,888	\$3,009	\$0	\$1	\$0	\$237	\$0	\$1,900	\$0	\$16,534
NORTHEAST IOWA COMMUNITY COLLEGE	\$3,023	\$6,685	\$1,423	\$0	\$0	\$0	\$1,315	\$0	\$1,378	\$0	\$13,824
NORTHWEST IOWA TECH COLLEGE	\$830	\$4,157	\$381	\$0	\$0	\$0	\$676	\$0	\$75	\$0	\$6,119
SOUTHEASTERN COMMUNITY COLLEGE	\$2,882	\$5,623	\$3,791	\$197	\$0	\$219	\$1,430	\$0	\$2,221	\$0	\$16,363
SOUTHWESTERN COMMUNITY COLLEGE	\$1,983	\$3,195	\$1,527	\$0	\$0	\$198	\$585	\$0	\$817	\$0	\$8,305
WESTERN IOWA TECH	\$3,062	\$8,048	\$1,547	\$0	\$8	\$159	\$848	\$0	\$828	\$0	\$14,500
Community Colleges Total	\$68,488	\$135,394	\$44,755	\$1,166	\$629	\$3,324	\$26,742	\$0	\$27,910	\$0	\$308,406
ALLEN MEMORIAL NURSING SCHOOL	\$236	\$0	\$78	\$0	\$0	\$0	\$0	\$469	\$0	\$0	\$783
AMERICAN INSTITUTE OF BUSINESS	\$4,246	\$0	\$844	\$46	\$247	\$0	\$1,825	\$0	\$191	\$0	\$7,399
AMERICAN INSTITUTE OF COMMERCE	\$3,754	\$0	\$1,375	\$330	\$0	\$0	\$511	\$0	\$74	\$0	\$6,043

Source: IPEDS Finance - excluding Normandatory Transfers.
*Private Gifts, Grants & Contracts includes federally-funded student assistance.

227

226



CURRENT FUNDS REVENUES
1990-1991
(Amounts In Thousands)

Institution	TUITION & FEES	GOVERNMENT APPROPRIATION	GOVERNMENT GRANTS & CONTRACTS	PRIVATE GIFTS, GRANTS & CONTRACTS*	ENDOWMENT INCOME	SALES & SERVICES OF EDUCATION ACTIVITY	SALES & SERVICES OF AUXILIARY SERVICES	SALES & SERVICES OF HOSPITAL	OTHER SOURCES	INDEPENDENT OPERATIONS	TOTAL
FAITH BAPTIST BIBLE COLLEGE	\$1,039	\$0	\$204	\$328	\$0	\$0	\$1,162	\$0	\$70	\$0	\$2,803
HAMILTON BUSINESS COLLEGE	\$3,412	\$0	\$0	\$0	\$0	\$0	\$0	\$0	\$0	\$0	\$3,412
IOWA METHODIST NURSING SCHOOL	\$414	\$0	\$133	\$0	\$0	\$0	\$0	\$0	\$0	\$0	\$547
JENNIE EDMUNDSON NURSING SCHOOL	\$291	\$0	\$113	\$412	\$0	\$0	\$35	\$0	\$4	\$0	\$854
MERCY HOSPITAL NURSING SCHOOL	\$153	\$0	\$86	\$169	\$0	\$0	\$59	\$0	\$821	\$0	\$1,289
PALMER COLLEGE OF CHIROPRACTIC	\$17,275	\$0	\$491	-\$358	\$281	\$684	\$1,668	\$0	\$952	\$0	\$21,709
SAINT LUKE'S SCHOOL OF NURSING	\$290	\$0	\$114	\$23	\$0	\$0	\$77	\$0	\$0	\$0	\$503
SPENCER SCHOOL OF BUSINESS	\$756	\$0	\$221	\$0	\$0	\$256	\$0	\$0	\$122	\$0	\$1,354
U. OF OSTEOPATHIC MEDICINE	\$15,335	\$738	\$657	\$311	\$0	\$0	\$6,627	\$0	\$1,985	\$0	\$25,654
WALDORF COLLEGE	\$3,084	\$0	\$662	\$1,153	\$107	\$0	\$1,454	\$0	\$228	\$0	\$6,687
Independent 2-Yr/Other	\$50,284	\$738	\$4,977	\$3,130	\$635	\$940	\$13,417	\$469	\$4,447	\$0	\$79,037
TOTAL	\$576,845	\$583,053	\$282,140	\$103,206	\$29,041	\$57,157	\$279,669	\$364,634	\$79,912	\$26,672	\$2,382,328

Source: IPEDS Finance - excluding Nonmandatory Transfers.

*Private Gifts, Grants & Contracts includes federally-funded student assistance.

229

228

FEDERAL / STATE REVENUES
1990-1991

Institution	F E D E R A L			S T A T E			L O C A L	
	APPROPRIATIONS	GRANTS & CONTRACTS *	TOTAL	PELL GRANT **	APPROPRIATIONS	GRANTS & CONTRACTS	TOTAL	PROPERTY TAX
IOWA STATE UNIVERSITY	\$10,915,259	\$61,633,517	\$72,548,776	\$9,419,691	\$191,623,269	\$12,991,398	\$204,614,667	\$0
UNIVERSITY OF IOWA	\$0	\$110,640,744	\$110,640,744	\$5,746,979	\$182,155,613	\$2,363,299	\$184,518,912	\$0
UNIVERSITY OF NORTHERN IOWA	\$0	\$8,401,455	\$8,401,455	\$5,325,317	\$62,227,513	\$2,399,014	\$64,626,527	\$0
Regents' Universities Total	\$10,915,259	\$180,675,716	\$191,590,775	\$20,491,987	\$436,006,395	\$17,753,711	\$453,760,106	\$0
BRIAR CLIFF COLLEGE	\$0	\$1,219,318	\$1,219,318	\$821,269	\$0	\$29,093	\$29,093	\$0
BUENA VISTA COLLEGE	\$0	\$2,056,135	\$2,056,135	\$1,672,558	\$0	\$50,000	\$50,000	\$0
CENTRAL COLLEGE (C.U.I.)	\$0	\$1,796,304	\$1,796,304	\$828,896	\$0	\$3,907	\$3,907	\$0
CLARKE COLLEGE	\$0	\$645,327	\$645,327	\$435,497	\$0	\$23,259	\$23,259	\$0
COE COLLEGE	\$0	\$754,718	\$754,718	\$458,580	\$0	\$33,865	\$33,865	\$0
CORNELL COLLEGE	\$0	\$864,565	\$864,565	\$409,937	\$0	\$200	\$200	\$0
DIVINE WORD COLLEGE	\$0	\$180,959	\$180,959	\$77,958	\$0	\$0	\$0	\$0
DORDT COLLEGE	\$0	\$817,560	\$817,560	\$542,630	\$0	\$24,466	\$24,466	\$0
DRAKE UNIVERSITY	\$0	\$5,608,649	\$5,608,649	\$1,231,502	\$0	\$819,040	\$819,040	\$0
GRACELAND COLLEGE	\$0	\$1,507,874	\$1,507,874	\$485,572	\$0	\$17,648	\$17,648	\$0
GRAND VIEW COLLEGE	\$0	\$704,210	\$704,210	\$609,569	\$0	\$19,500	\$19,500	\$0
GRINNELL COLLEGE	\$0	\$614,152	\$614,152	\$243,878	\$0	\$34,781	\$34,781	\$0
IOWA WESLEYAN COLLEGE	\$0	\$674,868	\$674,868	\$486,010	\$0	\$0	\$0	\$0
LORAS COLLEGE	\$0	\$1,185,483	\$1,185,483	\$699,065	\$0	\$0	\$0	\$0
LUTHER COLLEGE	\$0	\$2,151,415	\$2,151,415	\$735,897	\$0	\$135,597	\$135,597	\$0
MAHARISHI INTERNATIONAL U.	\$0	\$1,149,726	\$1,149,726	\$253,366	\$0	\$23,293	\$23,293	\$0
MORMINGSIDE COLLEGE	\$0	\$1,175,429	\$1,175,429	\$766,089	\$0	\$0	\$0	\$0
MOUNT MERCY COLLEGE	\$0	\$929,504	\$929,504	\$666,295	\$0	\$0	\$0	\$0
MOUNT ST. CLARE COLLEGE	\$0	\$180,401	\$180,401	\$142,772	\$0	\$7,711	\$7,711	\$0
NORTHWESTERN COLLEGE	\$0	\$965,335	\$965,335	\$700,007	\$0	\$32,599	\$32,599	\$0
SAINT AMBROSE UNIVERSITY	\$0	\$927,529	\$927,529	\$918,486	\$0	\$0	\$0	\$0
SIMPSON COLLEGE	\$0	\$801,057	\$801,057	\$627,814	\$0	\$0	\$0	\$0
TEIKYO MARYCREST UNIVERSITY	\$0	\$918,647	\$918,647	\$536,778	\$0	\$25,374	\$25,374	\$0

Source: IPEDS Finance

* Includes Pell Grants

**The Pell Grant figures do not match those listed in the Non-Repayable Aid for Students Report due to differences in the reporting periods.

FEDERAL / STATE REVENUES
1990-1991

Institution	F E D E R A L			S T A T E			LOCAL PROPERTY TAX
	APPROPRIATIONS	GRANTS & CONTRACTS *		APPROPRIATIONS	GRANTS & CONTRACTS		
		TOTAL *	PELL GRANT **		TOTAL		
TEIKYO WESTMAR UNIVERSITY	\$0	\$655,219	\$454,791	\$0	\$2,000	\$2,000	\$0
UNIVERSITY OF DUBUQUE	\$0	\$716,005	\$463,566	\$0	\$0	\$0	\$0
UPPER IOWA UNIVERSITY	\$0	\$1,200,590	\$831,679	\$0	\$11,292	\$11,292	\$0
WARTBURG COLLEGE	\$0	\$963,011	\$636,851	\$0	\$38,609	\$38,609	\$0
WILLIAM PENN COLLEGE	\$0	\$993,414	\$710,181	\$0	\$27,106	\$27,106	\$0
Independent 4-Yr. Total	\$0	\$32,357,404	\$17,447,493	\$0	\$1,359,340	\$1,359,340	\$0
DES MOINES AREA COMM COLLEGE	\$1,405,591	\$3,897,613	\$3,784,065	\$15,357,994	\$0	\$15,357,994	\$4,066,341
EASTERN IOWA COMMUNITY COLLEGE	\$1,548,041	\$7,742,133	\$2,507,570	\$8,930,009	\$0	\$8,930,009	\$2,178,219
HAWKEYE INST TECHNOLOGY	\$770,272	\$2,260,512	\$1,295,548	\$8,540,487	\$133,933	\$8,674,420	\$1,278,899
INDIAN HILLS COMMUNITY COLLEGE	\$695,116	\$2,883,457	\$2,063,706	\$7,980,621	\$335,977	\$8,316,598	\$937,508
IOWA CENTRAL COMMUNITY COLLEGE	\$618,416	\$2,352,761	\$1,411,496	\$5,907,630	\$0	\$5,907,630	\$1,368,305
IOWA LAKES COMMUNITY COLLEGE	\$399,035	\$2,097,000	\$1,387,987	\$5,394,210	\$466,501	\$5,860,711	\$930,301
IOWA VALLEY COMMUNITY COLLEGE	\$300,048	\$1,562,553	\$1,440,974	\$5,708,272	\$8,165	\$5,716,437	\$893,731
IOWA WESTERN COMMUNITY COLLEGE	\$539,776	\$2,067,396	\$1,697,744	\$6,200,495	\$318,121	\$6,518,616	\$1,338,213
KIRKWOOD COMMUNITY COLLEGE	\$782,665	\$5,389,715	\$3,143,647	\$13,215,821	\$1,505,333	\$14,721,154	\$2,511,528
NORTH IOWA AREA COMM COLLEGE	\$517,317	\$3,007,512	\$1,632,025	\$5,960,805	\$1,731	\$5,962,536	\$1,409,720
NORTHEAST IOWA COMMUNITY COLLEGE	\$509,787	\$1,422,996	\$1,258,722	\$5,109,391	\$0	\$5,109,391	\$1,065,864
NORTHWEST IOWA TECH COLLEGE	\$382,341	\$328,002	\$308,011	\$2,759,787	\$52,935	\$2,812,722	\$1,014,896
SOUTHEASTERN COMMUNITY COLLEGE	\$381,343	\$1,356,595	\$1,287,303	\$4,529,007	\$2,434,337	\$6,963,344	\$712,716
SOUTHWESTERN COMMUNITY COLLEGE	\$0	\$1,337,114	\$889,309	\$2,713,907	\$189,754	\$2,903,661	\$481,191
WESTERN IOWA TECH	\$702,363	\$1,516,898	\$1,227,731	\$6,082,177	\$29,994	\$6,112,171	\$1,263,366
Community Colleges Total	\$9,552,111	\$39,222,257	\$25,335,838	\$104,390,613	\$5,476,781	\$109,867,394	\$21,450,792
ALLEN MEMORIAL NURSING SCHOOL	\$0	\$77,808	\$73,014	\$0	\$0	\$0	\$0
AMERICAN INSTITUTE OF BUSINESS	\$0	\$827,599	\$729,225	\$0	\$16,404	\$16,404	\$0
AMERICAN INSTITUTE OF COMMERCE	\$0	\$1,375,357	\$1,313,333	\$0	\$0	\$0	\$0

Source: IPEDS Finance

* Includes Pell Grants

**The Pell Grant figures do not match those listed in the Non-Repayable Aid for Students Report due to differences in the reporting periods.

FEDERAL / STATE REVENUES
1990-1991

Institution	F E D E R A L			S T A T E			LOCAL
	APPROPRIATIONS	GRANTS & CONTRACTS *	TOTAL *	PELL GRANT **	APPROPRIATIONS	GRANTS & CONTRACTS	PROPERTY TAX
FAITH BAPTIST BIBLE COLLEGE	\$0	\$203,813	\$203,813	\$203,813	\$0	\$0	\$0
HAMILTON BUSINESS COLLEGE	\$0	\$0	\$0	\$0	\$0	\$0	\$0
IOWA METHODIST NURSING SCHOOL	\$0	\$132,951	\$132,951	\$124,413	\$0	\$0	\$0
JENNIE EDMUNDSON NURSING SCHOOL	\$0	\$112,829	\$112,829	\$82,905	\$0	\$0	\$0
MERCY HOSPITAL NURSING SCHOOL	\$0	\$85,865	\$85,865	\$85,865	\$0	\$0	\$0
PALMER COLLEGE OF CHIROPRACTIC	\$0	\$491,170	\$491,170	\$238,387	\$0	\$0	\$0
SAINT LUKE'S SCHOOL OF NURSING	\$0	\$113,534	\$113,534	\$92,753	\$0	\$0	\$0
SPENCER SCHOOL OF BUSINESS	\$0	\$220,792	\$220,792	\$198,077	\$0	\$0	\$0
U. OF OSTEOPATHIC MEDICINE	\$0	\$657,112	\$657,112	\$36,312	\$738,110	\$738,110	\$0
WALDORF COLLEGE	\$0	\$650,867	\$650,867	\$311,311	\$0	\$10,968	\$0
Independent 2-Yr/Other Total	\$0	\$4,949,697	\$4,949,697	\$3,489,408	\$738,110	\$27,372	\$0
TOTAL	\$20,467,370	\$257,205,074	\$277,672,444	\$66,764,726	\$541,135,118	\$24,617,204	\$21,450,798

Source: IPEDS Finance

* Includes Pell Grants

**The Pell Grant figures do not match those listed in the Non-Repayable Aid for Students Report due to differences in the reporting periods.

PHYSICAL PLANT ASSETS
1990-1991

	BOOK - VALUE			B O O K V A L U E - Y E A R E N D			CURRENT REPLACEMENT VALUE			BALANCE OWED
	BEGINNING	ADDITIONS	DEDUCTIONS	L A N D		B U I L D I N G S		E Q U I P M E N T		ON PRINCIPAL
				LAND	BUILDINGS	EQUIPMENT	BUILDINGS	EQUIPMENT		
IOWA STATE UNIVERSITY	\$606,509,241	\$58,179,079	\$11,161,452	\$4,151,667	\$439,208,565	\$210,166,636	\$0	\$0	\$178,759,132	
UNIVERSITY OF IOWA	\$1,059,220,372	\$101,567,268	\$245,786	\$138,282,105	\$598,771,918	\$423,487,831	\$0	\$0	\$283,367,188	
UNIVERSITY OF NORTHERN IOWA	\$162,631,940	\$11,315,880	\$893,856	\$15,708,608	\$120,019,734	\$37,325,622	\$412,985,902	\$0	\$38,070,000	
Regents' Universities Total	\$1,828,361,553	\$171,062,227	\$12,301,094	\$158,142,380	\$1,158,000,217	\$670,980,089	\$412,985,902	\$0	\$500,196,320	
BRIAR CLIFF COLLEGE	\$13,313,091	\$191,529	\$136,788	\$360,774	\$9,958,667	\$3,048,391	\$23,082,200	\$1,344,000	\$2,825,309	
BUENA VISTA COLLEGE	\$27,822,053	\$821,479	\$0	\$2,711,940	\$18,037,815	\$7,893,777	\$49,660,833	\$16,475,970	\$3,994,759	
CENTRAL COLLEGE (C.U.I.)	\$31,830,214	\$1,280,333	\$2,161,098	\$993,403	\$25,997,903	\$3,958,143	\$40,000,000	\$5,000,000	\$563,398	
CLARKE COLLEGE	\$24,954,391	\$237,314	\$97,999	\$660,544	\$20,809,391	\$3,623,771	\$45,260,000	\$7,453,100	\$245,969	
COE COLLEGE	\$22,788,692	\$1,386,400	\$795,805	\$3,194,826	\$18,547,904	\$1,636,557	\$60,000,000	\$10,000,000	\$6,209,357	
CORNELL COLLEGE	\$20,151,716	\$1,095,071	\$68,523	\$420,822	\$18,928,176	\$1,825,266	\$58,000,000	\$7,300,000	\$4,515,003	
DIVINE WORD COLLEGE	\$5,654,987	\$83,431	\$0	\$104,216	\$4,290,596	\$1,343,606	\$9,213,475	\$1,343,606	\$1,317,616	
DORDT COLLEGE	\$10,790,333	\$2,489,044	\$738,190	\$1,380,156	\$9,204,189	\$1,956,842	\$26,000,000	\$5,000,000	\$1,885,040	
DRAKE UNIVERSITY	\$78,593,382	\$4,932,824	\$0	\$6,821,037	\$48,458,507	\$28,246,662	\$122,896,000	\$45,676,000	\$34,091,907	
GRACELAND COLLEGE	\$17,520,551	\$313,522	\$32,535	\$54,209	\$11,734,346	\$6,012,983	\$30,096,700	\$2,881,800	\$267,540	
GRAND VIEW COLLEGE	\$10,433,189	\$409,632	\$3,222,312	\$488,764	\$6,425,631	\$706,114	\$15,000,000	\$2,500,000	\$1,604,129	
GRINNELL COLLEGE	\$50,794,470	\$5,807,848	\$0	\$1,873,588	\$41,230,806	\$13,497,924	\$0	\$0	\$0	
IOWA WESLEYAN COLLEGE	\$7,658,122	\$164,122	\$368,743	\$588,859	\$5,276,870	\$1,607,772	\$0	\$0	\$1,984,856	
LORAS COLLEGE	\$23,065,045	\$4,048,868	\$234,973	\$1,766,360	\$18,159,919	\$6,952,661	\$46,861,900	\$13,955,840	\$6,518,893	
LUTHER COLLEGE	\$34,724,956	\$14,731,022	\$123,840	\$2,123,469	\$38,512,233	\$8,696,436	\$73,500,000	\$7,000,000	\$15,393,535	
MAHARISHI INTERNATIONAL U.	\$31,185,491	\$1,001,968	\$0	\$2,077,972	\$19,113,108	\$10,996,379	\$72,000,000	\$15,000,000	\$3,242,403	
MORNINGSIDE COLLEGE	\$17,190,276	\$739,602	\$0	\$1,062,192	\$14,596,706	\$2,270,980	\$43,704,000	\$8,845,000	\$850,127	
MOUNT MERCY COLLEGE	\$17,567,195	\$2,634,202	\$287,731	\$883,968	\$17,325,976	\$1,703,722	\$21,552,977	\$4,693,900	\$770,782	
MOUNT ST. CLARE COLLEGE	\$1,177,893	\$217,449	\$14,312	\$1,500	\$604,357	\$775,133	\$14,423,397	\$3,093,477	\$0	
NORTHWESTERN COLLEGE	\$11,296,834	\$1,577,534	\$659,690	\$1,587,366	\$9,502,557	\$1,124,755	\$26,000,000	\$5,000,000	\$1,940,000	
SAINT ANBROSE UNIVERSITY	\$20,544,115	\$5,378,168	\$206,684	\$1,257,597	\$15,989,259	\$8,468,743	\$10,000,000	\$7,000,000	\$6,348,896	
SIMPSON COLLEGE	\$23,710,403	\$1,097,685	\$11,306,450	\$439,606	\$12,221,314	\$840,718	\$40,000,000	\$0	\$6,543,930	
TEIKYO MARYCREST UNIVERSITY	\$10,818,634	\$164,970	\$6,944,937	\$508,786	\$2,827,835	\$702,046	\$0	\$1,600,000	\$1,086,168	

Source: IPEDS Finance

Note: Zero values in the "Current Replacement Value" columns denote schools unable to report data.

Some schools initiated FASB Statement No. 93, regarding recognition of depreciation, during this fiscal year. The changes may be reflected as either a change in beginning book value or as a deduction during the year.

PHYSICAL PLANT ASSETS
1990-1991

	BOOK - VALUE		ADDITIONS		DEDUCTIONS		B O O K V A L U E - Y E A R E N D		CURRENT REPLACEMENT VALUE		BALANCE OWED	
	BEGINNING						L A N D		B U I L D I N G S		O N P R I N C I P A L	
TEIKYO WESTMAR UNIVERSITY	\$9,683,718	\$3,016,241	\$62,920	\$211,462	\$9,199,780	\$3,225,797	\$16,500,000	\$4,200,000	\$739,608			
UNIVERSITY OF DUBUQUE	\$16,551,699	\$693,535	\$0	\$844,990	\$13,427,920	\$2,972,324	\$20,000,000	\$0	\$3,137,615			
UPPER IOWA UNIVERSITY	\$8,541,365	\$644,444	\$0	\$258,848	\$6,871,771	\$2,055,190	\$19,869,839	\$6,514,128	\$706,961			
WARTBURG COLLEGE	\$22,417,405	\$578,793	\$0	\$1,059,426	\$17,579,801	\$4,356,971	\$58,347,178	\$0	\$4,759,761			
WILLIAM PENN COLLEGE	\$8,707,534	\$792,980	\$0	\$18,725	\$6,400,399	\$3,081,390	\$26,000,000	\$8,300,000	\$2,921,894			
Independent 4-Yr. Total	\$579,487,754	\$56,550,010	\$27,463,530	\$33,755,405	\$441,233,776	\$133,585,053	\$967,968,499	\$190,176,821	\$114,465,456			
DES MOINES AREA COMM COLLEGE	\$51,102,022	\$1,962,064	\$2,421,838	\$713,377	\$37,022,085	\$12,906,786	\$55,533,128	\$15,746,279	\$2,875,000			
EASTERN IOWA COMMUNITY COLLEGE	\$25,622,881	\$1,372,278	\$179,600	\$795,968	\$16,614,832	\$9,404,759	\$20,770,950	\$11,755,000	\$6,275,000			
HAWKEYE INST TECHNOLOGY	\$21,705,266	\$2,614,153	\$654,005	\$287,173	\$17,154,033	\$6,224,208	\$28,872,054	\$7,000,000	\$6,580,000			
INDIAN HILLS COMMUNITY COLLEGE	\$21,317,635	\$7,976,993	\$509,778	\$374,635	\$20,179,887	\$8,230,328	\$31,364,699	\$9,071,370	\$0			
IOWA CENTRAL COMMUNITY COLLEGE	\$20,187,746	\$793,121	\$996,354	\$931,116	\$10,520,635	\$8,532,762	\$26,000,000	\$12,000,000	\$445,214			
IOWA LAKES COMMUNITY COLLEGE	\$15,513,600	\$520,223	\$139,253	\$817,121	\$10,075,753	\$5,001,696	\$13,000,000	\$6,000,000	\$7,025,000			
IOWA VALLEY COMMUNITY COLLEGE	\$15,738,688	\$386,537	\$0	\$497,198	\$10,018,931	\$5,609,096	\$15,145,659	\$7,698,088	\$3,645,000			
IOWA WESTERN COMMUNITY COLLEGE	\$19,817,624	\$780,420	\$326,833	\$472,025	\$15,479,345	\$4,319,841	\$28,000,000	\$5,805,044	\$9,500,000			
KIRKWOOD COMMUNITY COLLEGE	\$40,559,444	\$6,022,077	\$188,330	\$783,282	\$34,396,951	\$11,212,958	\$49,531,608	\$16,146,659	\$2,300,308			
NORTH IOWA AREA COMM COLLEGE	\$15,401,452	\$3,793,365	\$105,548	\$337,206	\$13,411,767	\$5,340,296	\$15,500,000	\$5,400,000	\$0			
NORTHEAST IOWA COMMUNITY COLLEGE	\$17,019,692	\$792,099	\$185,626	\$398,366	\$12,243,440	\$4,984,359	\$15,023,448	\$3,135,168	\$270,000			
NORTHWEST IOWA TECH COLLEGE	\$9,515,417	\$561,866	\$208,177	\$348,848	\$6,352,946	\$3,167,312	\$11,800,000	\$5,560,000	\$5,000,000			
SOUTHEASTERN COMMUNITY COLLEGE	\$10,720,719	\$3,496,381	\$213,367	\$228,949	\$9,969,707	\$3,805,077	\$13,500,000	\$4,800,000	\$0			
SOUTHWESTERN COMMUNITY COLLEGE	\$7,650,742	\$233,496	\$65,291	\$92,655	\$5,401,341	\$2,324,951	\$12,000,000	\$4,000,000	\$0			
WESTERN IOWA TECH	\$16,517,351	\$1,659,358	\$207,722	\$394,334	\$11,806,109	\$5,768,544	\$21,000,000	\$7,500,000	\$0			
Community Colleges Total	\$308,390,279	\$32,964,431	\$6,401,722	\$7,472,253	\$230,647,762	\$96,832,973	\$357,040,596	\$121,617,608	\$43,915,522			
ALLEN MEMORIAL NURSING SCHOOL	\$224,190	\$356,543	\$0	\$0	\$0	\$580,733	\$0	\$367,560	\$0			
AMERICAN INSTITUTE OF BUSINESS	\$7,256,006	\$402,775	\$562,998	\$532,552	\$5,690,052	\$873,179	\$12,000,000	\$2,500,000	\$1,671,957			
AMERICAN INSTITUTE OF COMMERCE	\$1,159,210	\$84,099	\$0	\$0	\$0	\$1,243,309	\$0	\$1,575,000	\$0			

Source: IPEDS Finance

Note: Zero values in the "Current Replacement Value" columns denote schools unable to report data. Some schools initiated FASB Statement No. 93, regarding recognition of depreciation, during this fiscal year. The changes may be reflected as either a change in beginning book value or as a deduction during the year.

PHYSICAL PLANT ASSETS
1990-1991

	BOOK - VALUE BEGINNING	B O O K V A L U E - Y E A R E N D				CURRENT REPLACEMENT VALUE		BALANCE OWED ON PRINCIPAL	
		ADDITIONS	DEDUCTIONS	LAND	BUILDINGS	EQUIPMENT	BUILDINGS		EQUIPMENT
FAITH BAPTIST BIBLE COLLEGE	\$4,463,174	\$93,487	\$51,319	\$536,143	\$2,515,612	\$1,453,587	\$6,700,000	\$3,500,000	\$250
HAMILTON BUSINESS COLLEGE	\$410,782	\$71,894	\$0	\$0	\$0	\$482,676	\$0	\$650,000	\$0
IONA METHODIST NURSING SCHOOL	\$0	\$0	\$0	\$0	\$0	\$0	\$0	\$0	\$0
JENNIE EDMUNDSON NURSING SCHOOL	\$262,222	\$0	\$0	\$0	\$193,946	\$68,276	\$428,022	\$115,663	\$18,863
MERCY HOSPITAL NURSING SCHOOL	\$0	\$0	\$0	\$0	\$0	\$0	\$0	\$0	\$0
PALMER COLLEGE OF CHIROPRACTIC	\$23,797,250	\$474,117	\$285,562	\$2,420,028	\$17,012,783	\$4,552,994	\$34,000,000	\$12,000,000	\$4,616,169
SAINT LUKE'S SCHOOL OF NURSING	\$0	\$0	\$0	\$0	\$0	\$0	\$0	\$0	\$0
SPENCER SCHOOL OF BUSINESS	\$785,590	\$28,996	\$0	\$30,000	\$503,325	\$281,261	\$1,045,600	\$313,500	\$381,581
U. OF OSTEOPATHIC MEDICINE	\$38,394,681	\$347,634	\$270,294	\$1,828,508	\$25,042,511	\$11,601,002	\$40,000,000	\$3,000,000	\$14,941,469
WALDORF COLLEGE	\$9,955,949	\$2,079,061	\$353,829	\$564,078	\$8,482,032	\$2,635,071	\$13,704,692	\$4,391,785	\$3,572,405
Independent 2-Yr/Other Total	\$86,709,054	\$3,938,606	\$1,524,002	\$5,911,309	\$59,440,261	\$23,772,088	\$107,878,314	\$28,413,508	\$25,202,694
TOTAL	\$2,802,948,640	\$264,515,274	\$47,690,348	\$205,281,347	\$1,889,322,016	\$925,170,203	\$1,845,873,311	\$340,207,937	\$683,779,992

Source: IPEDS Finance

Note: Zero values in the "Current Replacement Value" columns denote schools unable to report data.

Some schools initiated FASB Statement No. 93, regarding recognition of depreciation, during this fiscal year. The changes may be reflected as either a change in beginning book value or as a deduction during the year.

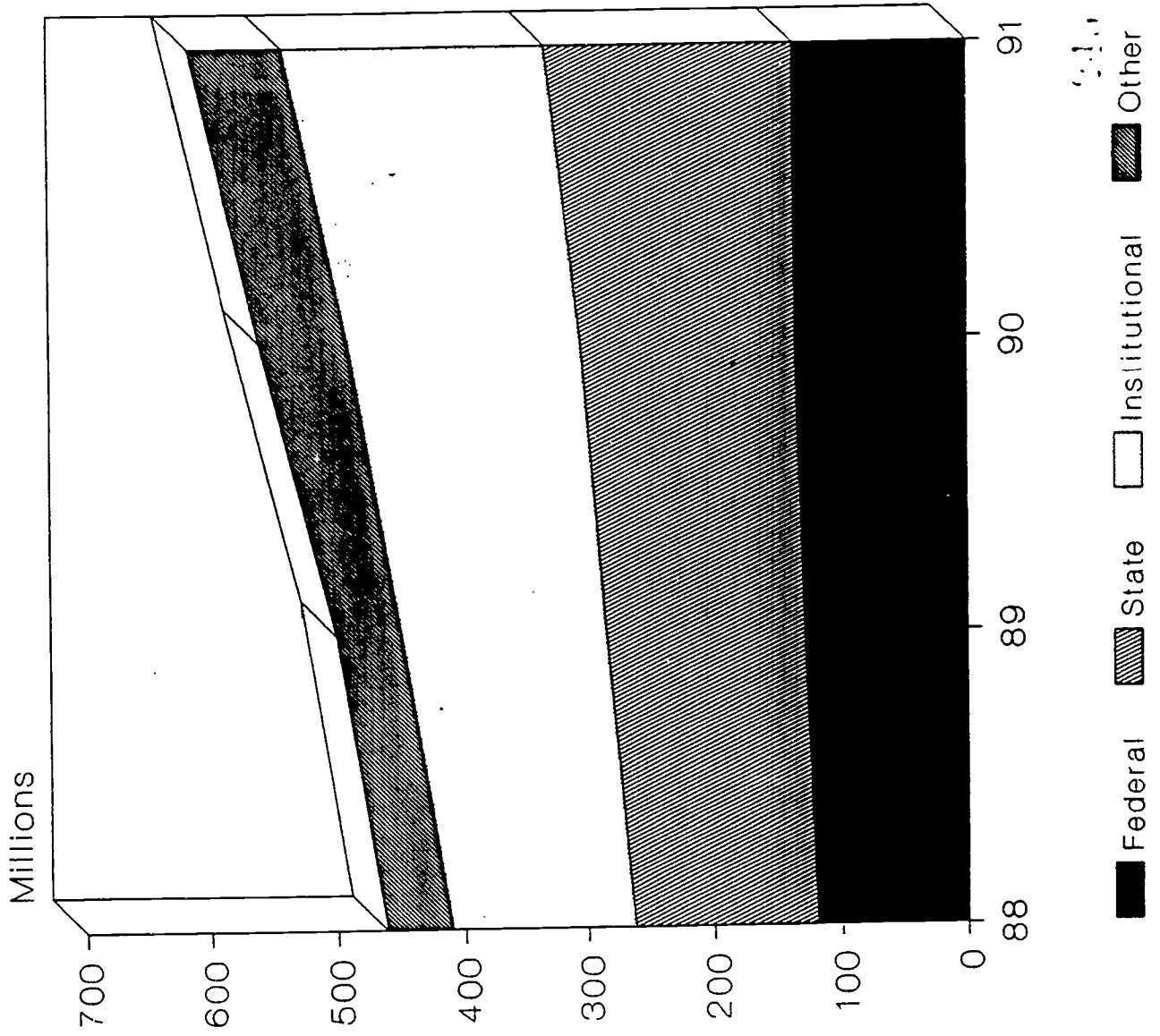
STUDENT FINANCIAL AID

The following section contains summaries of student financial aid distributed during the 1990-91 fiscal year. The information is based on the Iowa College Student Aid Commission Questionnaire. The reports contain summary data for scholarships, grants, loans, and work-study funding provided in four categories (federal, state, institutional, and other) for all institutions. This edition of the Digest includes three new titled "Iowa Financial Aid Expenditures by Program." These tables describe expenditures for programs sponsored by the State of Iowa.

040

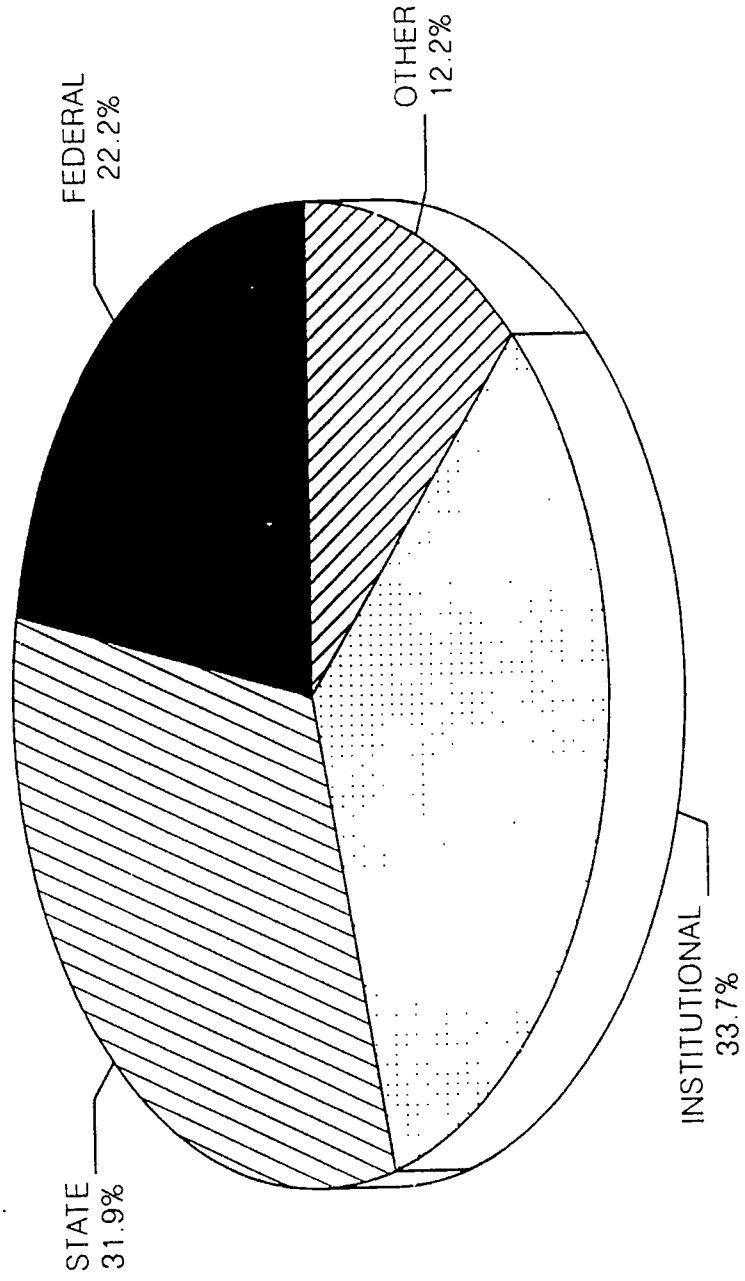
216

TOTAL AID BY SOURCE TRENDS 1988-1991



TOTAL AID BY SOURCE

1990 - 1991

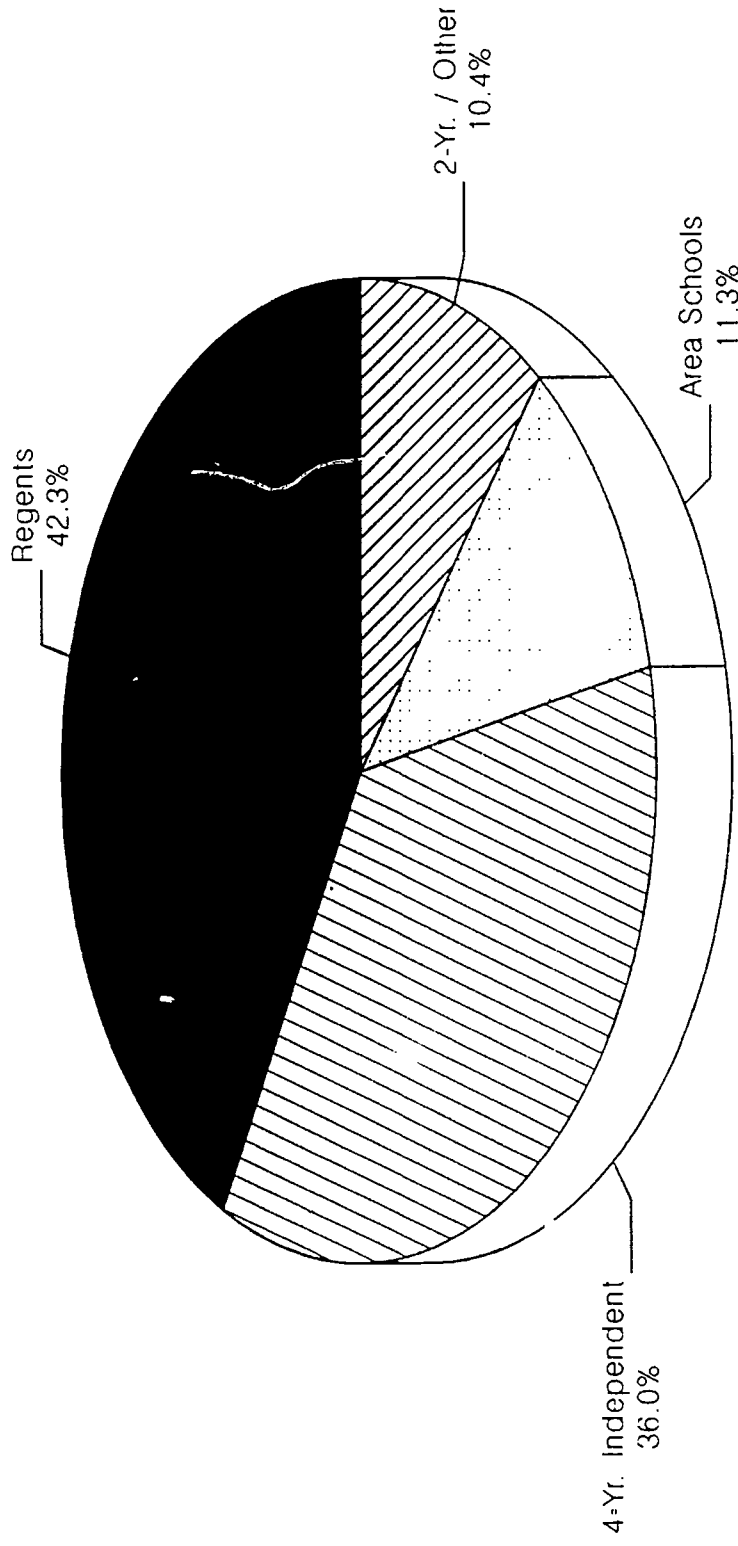


017

016

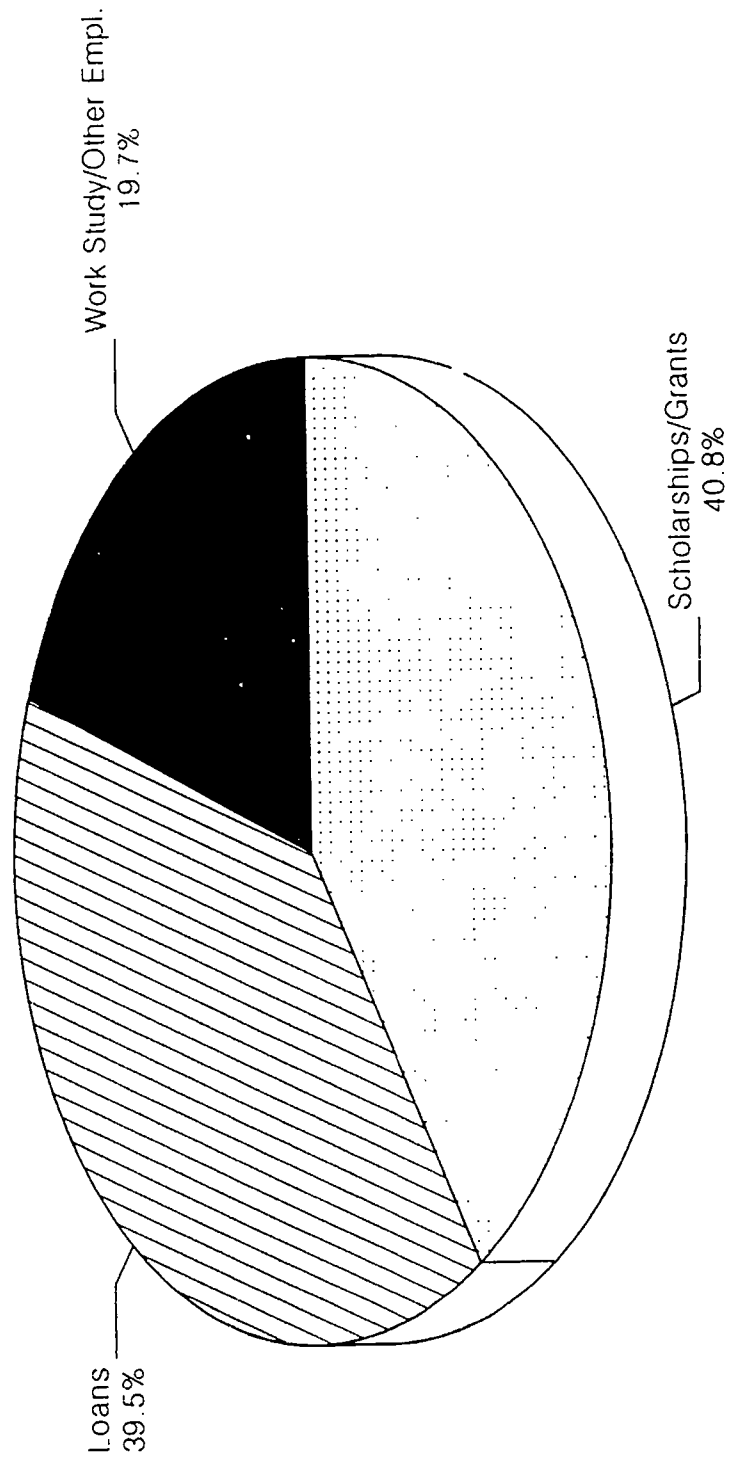
TOTAL AID BY SECTOR

1990 - 1991



TOTAL AID BY TYPE

1990 - 1991



151

251

DISTRIBUTION OF STUDENT AID
BY SOURCE AND TYPE OF INSTITUTION
1990 - 1991

	FEDERAL		STATE		INSTITUTIONAL		OTHER		TOTAL	
	DOLLARS	PERCENT	DOLLARS	PERCENT	DOLLARS	PERCENT	DOLLARS	PERCENT	DOLLARS	PERCENT
REGENTS	45,480,987	33.3%	67,297,975	34.2%	119,888,153	57.7%	28,161,615	37.5%	260,828,730	42.3%
INDEPENDENT 4-YEAR	39,131,128	28.7%	75,165,200	38.2%	82,661,789	39.8%	24,596,298	32.8%	221,554,415	36.0%
COMMUNITY COLLEGES	32,322,165	23.7%	30,991,271	15.8%	2,030,854	1.0%	4,383,206	5.8%	69,727,496	11.3%
INDEPENDENT 2-YEAR/OTHER	19,516,683	14.3%	23,301,102	11.8%	3,044,394	1.5%	17,941,457	23.9%	63,803,636	10.4%
TOTAL	136,450,963	100.0%	196,755,548	100.0%	207,625,190	100.0%	75,082,576	100.0%	615,914,277	100.0%
Row Percent	22.2%		31.9%		33.7%		12.2%		100.0%	

EMPLOYMENT FOR STUDENTS
BY SOURCE, TYPE, AND SECTOR
1990 - 1991

	REGENTS			4-YR INDEPENDENT			COMMUNITY COLLEGES			2-YR INDEPENDENT/OTHER			TOTAL		
	NUMBER	DOLLARS	PCT. \$	NUMBER	DOLLARS	PCT. \$	NUMBER	DOLLARS	PCT. \$	NUMBER	DOLLARS	PCT. \$	NUMBER	DOLLARS	PCT. \$
FEDERAL															
COLLEGE WORK STUDY															
FEDERAL SHARE		2,039,092	27.0%		4,151,091	55.0%		1,006,052	13.3%		344,824	4.6%		7,541,059	100.0%
INSTITUTIONAL SHARE		925,149	25.8%		2,222,677	61.9%		293,745	8.2%		149,370	4.2%		3,590,941	100.0%
TOTAL WORK STUDY	1,950	2,964,241	26.6%	8,239	6,373,768	57.3%	1,939	1,299,797	11.7%	895	494,194	4.4%	13,023	11,132,000	100.0%
FELLOWSHIPS TRAINEESHIPS	1,612	11,271,083	96.9%	26	361,700	3.1%			0.0%			0.0%	1,638	11,632,783	100.0%
OTHER EMPLOYMENT			0.0%			0.0%	3	6,883	100.0%			0.0%	3	6,883	100.0%
FEDERAL TOTAL	3,562	14,235,324	62.5%	8,265	6,735,468	29.6%	1,942	1,306,680	5.7%	895	494,194	2.2%	14,664	22,771,666	100.0%
STATE															
COLLEGE WORK STUDY	1,936	2,442,169	56.1%	1,490	1,109,682	25.5%	1,270	718,536	16.5%	299	79,745	1.8%	4,995	4,350,132	100.0%
OTHER EMPLOYMENT			0.0%			0.0%	6	5,749	100.0%			0.0%	6	5,749	100.0%
STATE TOTAL	1,936	2,442,169	56.1%	1,490	1,109,682	25.5%	1,276	724,285	16.6%	299	79,745	1.8%	5,001	4,355,881	100.0%
INSTITUTIONAL															
GRADUATE ASSISTANTS	5,922	54,833,287	99.3%	114	363,523	0.7%			0.0%			0.0%	6,036	55,198,810	100.0%
OTHER EMPLOYMENT	17,433	32,161,370	82.2%	6,163	5,548,268	14.2%	1,234	688,827	1.8%	709	713,082	1.8%	25,539	39,111,547	100.0%
TOTAL INSTITUTION	23,355	86,996,657	92.2%	6,277	5,911,791	6.3%	1,234	688,827	0.7%	709	713,082	0.8%	31,575	94,310,357	100.0%
TOTAL ALL PROGRAMS	28,853	103,674,150	85.4%	16,032	13,756,941	11.3%	4,452	2,719,792	2.2%	1,903	1,287,021	1.1%	51,240	121,437,904	100.0%

Note: State College Work Study includes the institutional share.

205

LOANS FOR STUDENTS
BY SOURCE TYPE AND SECTOR
1990 - 1991

	REGENTS			4-YR INDEPENDENT			COMMUNITY COLLEGES			2-YR INDEPENDENT/OTHER			TOTAL		
	NUMBER	DOLLARS	PCT. \$	NUMBER	DOLLARS	PCT. \$	NUMBER	DOLLARS	PCT. \$	NUMBER	DOLLARS	PCT. \$	NUMBER	DOLLARS	PCT. \$
FEDERAL															
PERKINS LOANS															
FEDERAL SHARE		747,447	25.1%		1,568,421	52.7%		156,677	5.3%		506,332	17.0%		2,978,877	100.0%
INSTITUTIONAL SHARE		32,196	5.7%		468,301	82.7%		16,445	2.9%		49,307	8.7%		566,249	100.0%
COLLECTIONS/OTHER		5,649,409	36.7%		7,968,482	51.7%		1,070,680	6.9%		722,987	4.7%		15,411,558	100.0%
TOTAL PERKINS LOANS	5,796	6,429,052	33.9%	8,960	10,005,204	52.8%	1,774	1,243,802	6.6%	1,338	1,278,626	6.7%	17,868	18,956,684	100.0%
HEALTH PROFESSION LOANS	323	1,180,827	69.6%	144	278,849	16.4%			0.0%	68	238,000	14.0%	535	1,697,676	100.0%
NURSING LOANS															
FEDERAL SHARE			0.0%			0.0%			0.0%		47,770	100.0%		47,770	100.0%
INSTITUTIONAL SHARE			0.0%			0.0%			0.0%		6,395	100.0%		6,395	100.0%
COLLECTIONS/OTHER		108,202	34.8%		92,818	29.8%		25,915	8.3%		84,214	27.1%		311,149	100.0%
TOTAL NURSING LOANS	40	108,202	29.6%	58	92,818	25.4%	42	25,915	7.1%	151	138,379	37.9%	291	365,314	100.0%
HEALTH EDUC. ASST. LOANS	17	116,527	1.0%	31	137,096	1.2%			0.0%	1,185	11,602,500	97.9%	1,233	11,856,123	100.0%
OTHER LOANS	84	281,571	100.0%			0.0%			0.0%			0.0%	84	281,571	100.0%
TOTAL FEDERAL LOANS	6,260	8,116,179	24.5%	9,193	10,513,967	31.7%	1,816	1,269,717	3.8%	2,742	13,257,505	40.0%	20,011	33,157,368	100.0%
STATE															
IOWA GUARANTEED STUDENT LOANS	18,852	61,080,709	40.8%	14,197	43,615,521	29.1%	11,463	25,784,415	17.2%	4,402	19,357,231	12.9%	48,914	149,837,876	100.0%
OTHER LOANS			0.0%			0.0%			0.0%	36	126,000	100.0%	36	126,000	100.0%
TOTAL IOWA	18,852	61,080,709	40.7%	14,197	43,615,521	29.1%	11,463	25,784,415	17.2%	4,438	19,483,231	13.0%	48,950	149,963,876	100.0%
INSTITUTIONAL															
LONG TERM LOANS	812	1,376,274	36.3%	1,298	1,963,459	51.8%	43	97,950	2.6%	233	349,251	9.2%	2,386	3,786,914	100.0%

656



LOANS FOR STUDENTS
BY SOURCE TYPE AND SECTOR
1990 - 1991

	REGENTS			4-YR INDEPENDENT			COMMUNITY COLLEGES			2-YR INDEPENDENT/OTHER			TOTAL		
	NUMBER	DOLLARS	PCT. \$	NUMBER	DOLLARS	PCT. \$	NUMBER	DOLLARS	PCT. \$	NUMBER	DOLLARS	PCT. \$	NUMBER	DOLLARS	PCT. \$
OTHER SOURCES															
FEDERAL AND OTHER STATE GUARANTEED LOANS	6,587	14,523,391	25.9%	7,367	20,867,998	37.2%	1,391	3,107,912	5.5%	3,846	17,622,065	31.4%	19,191	56,121,366	100.0%
TOTAL	32,511	85,096,553	35.0%	32,055	76,960,945	31.7%	14,713	30,259,974	12.5%	11,259	50,712,052	20.9%	90,538	243,029,524	100.0%

Note: The data source for Iowa Guaranteed Student Loans was the ICSAC loan servicing file. Guaranteed loans from other sources were calculated based upon the ICSAC totals and total loans reported by each school.
Iowa Guaranteed Student Loans are funded by the Federal Government and administered by the Iowa College Student Aid Commission.

58

58



NON-REPAYABLE AID FOR STUDENTS
BY SOURCE, TYPE, AND SECTOR
1990 - 1991

	REGENTS			4-YR INDEPENDENT			COMMUNITY COLLEGES			2-YR INDEPENDENT/OTHER			TOTAL		
	NUMBER	DOLLARS	PCT. \$	NUMBER	DOLLARS	PCT. \$	NUMBER	DOLLARS	PCT. \$	NUMBER	DOLLARS	PCT. \$	NUMBER	DOLLARS	PCT. \$
FEDERAL															
PELL GRANTS*	13,935	20,463,047	30.5%	12,154	17,133,880	25.6%	19,379	25,426,712	37.9%	3,155	4,028,491	6.0%	48,623	67,052,130	100.0%
SUPP EDUC OPPOR GRANTS	1,744	1,184,255	17.4%	4,810	4,354,163	63.9%	2,258	860,170	12.6%	918	418,991	6.1%	9,730	6,817,579	100.0%
HEALTH PROFESSIONS	14	150,497	18.3%	3	22,599	2.8%			0.0%	27	648,000	78.9%	44	821,096	100.0%
CONGRESSIONAL SCHOLARSHIPS	5	23,284	53.0%	7	20,658	47.0%			0.0%			0.0%	12	43,942	100.0%
PUBLIC HEALTH SERVICE SCHOL			0.0%			0.0%			0.0%	5	120,000	100.0%	5	120,000	100.0%
EXCEPTIONAL FINANCIAL NEED	7	82,077	56.1%	2	16,220	11.1%			0.0%	2	48,000	32.8%	11	146,297	100.0%
ROTC	276	1,189,238	85.1%	28	207,935	14.9%			0.0%			0.0%	304	1,397,173	100.0%
SPECIAL EDUCATION TRAINEESHIPS			0.0%			0.0%	134	108,363	100.0%			0.0%	134	108,363	100.0%
JOB TRAINING PARTNERSHIP (JTPA)	12	11,418	0.4%	14	29,009	1.0%	2,953	2,578,552	85.1%	259	409,773	13.5%	3,238	3,028,752	100.0%
TRADE READJUSTMENT PROGRAM			0.0%			0.0%	155	174,391	100.0%			0.0%	155	174,391	100.0%
BUREAU OF INDIAN AFFAIRS	12	25,668	11.2%	17	41,843	18.3%	47	137,525	60.0%	1	24,000	10.5%	77	229,036	100.0%
INDIVIDUAL EDUCATION TRAINING			0.0%			0.0%	352	258,709	79.3%	84	67,729	20.7%	436	326,438	100.0%
OTHER SCHOLARSHIPS			0.0%	11	55,386	21.6%	362	201,346	78.4%			0.0%	373	256,732	100.0%
TOTAL FEDERAL	16,005	23,129,484	28.7%	17,046	21,881,693	27.2%	25,640	29,745,768	36.9%	4,451	5,764,984	7.2%	63,142	80,521,929	100.0%
STATE															
STATE OF IOWA SCHOLARSHIPS	1,888	462,876	64.0%	1,010	240,020	33.2%	88	15,897	2.2%	18	4,375	0.6%	3,004	723,168	100.0%
IOWA TUITION GRANTS			0.0%	12,268	28,541,720	89.2%			0.0%	1,984	3,471,878	10.8%	14,252	32,013,598	100.0%
IOWA VOC TEC TUITION GRANTS			0.0%			0.0%	3,909	1,681,695	100.0%			0.0%	3,909	1,681,695	100.0%
IOWA GRANTS	578	560,663	37.6%	572	517,977	34.7%	477	386,199	25.9%	50	25,784	1.7%	1,677	1,490,623	100.0%
NATIONAL GUARD EDUC BENEFITS	5	3,463	2.0%	51	59,968	34.2%	92	112,156	63.9%			0.0%	148	175,587	100.0%
VOCATIONAL REHAB BENEFITS	1,095	1,318,126	32.4%	554	674,126	16.6%	2,555	1,914,490	47.1%	143	159,885	3.9%	4,347	4,066,627	100.0%
IOWA CENTENNIAL MEMORIAL SCHOLA	34	24,500	62.0%	19	10,500	26.6%	5	3,000	7.6%	2	1,500	3.8%	60	39,500	100.0%
IOWA WAR ORPHANS EDUCATION AID	11	3,821	68.0%	2	600	10.7%	1	400	7.1%	3	800	14.2%	17	5,621	100.0%
COMMISSION FOR BLIND EDUC AID	31	53,071	55.5%	8	25,381	26.5%	18	14,712	15.4%	2	2,545	2.7%	57	95,709	100.0%
SHORT TERM IOWA PROGRAMS	697	1,348,577	62.9%	368	369,705	17.2%	690	354,022	16.5%	73	71,359	3.3%	1,828	2,143,663	100.0%
TOTAL IOWA	4,339	3,775,097	8.9%	14,850	30,439,997	71.7%	7,835	4,482,571	10.6%	2,275	3,738,126	8.8%	29,299	42,435,791	100.0%

261

260

NON-REPAYABLE AID FOR STUDENTS
BY SOURCE, TYPE, AND SECTOR
1990 - 1991

	REGENTS			4-YR INDEPENDENT			COMMUNITY COLLEGES			2-YR INDEPENDENT/OTHER			TOTAL		
	NUMBER	DOLLARS	PCT. \$	NUMBER	DOLLARS	PCT. \$	NUMBER	DOLLARS	PCT. \$	NUMBER	DOLLARS	PCT. \$	NUMBER	DOLLARS	PCT. \$
INSTITUTIONAL	17,145	23,384,224	30.7%	23,992	50,406,011	66.1%	3,060	1,110,241	1.5%	1,603	1,385,607	1.8%	45,800	76,286,083	100.0%
SCHOL/GRANT/FELLOWS/TRAINEES															
TUITION/FEE WAIVERS															
GRADUATE ASSISTANTS			0.0%	115	397,870	100.0%			0.0%			0.0%	115	397,870	100.0%
FACULTY AND DEPENDENTS	1,084	5,667,376	52.8%	1,779	7,075,962	98.3%	133	22,800	0.3%	66	103,155	1.4%	1,978	7,201,917	100.0%
ATHLETIC	1,705	2,463,622	20.6%	4,861	9,380,282	78.5%	142	40,872	0.4%	228	316,756	3.0%	3,324	10,737,402	100.0%
ACADEMIC															
SPECIAL TALENT			0.0%	1,718	1,566,509	92.6%	155	23,052	0.2%	179	88,248	0.7%	6,887	11,955,204	100.0%
OTHER WAIVERS			0.0%	1,240	1,247,507	99.1%	72	38,025	2.2%	183	86,661	5.1%	2,056	1,691,195	100.0%
TOTAL INSTITUTIONAL	19,934	31,515,222	28.8%	35,595	74,786,539	68.3%	3,684	1,244,097	1.1%	2,262	1,982,061	1.8%	61,475	109,527,919	100.0%
OTHER SOURCES															
SCHOL/GRANTS/FELLOWS/TRAINEES	9,790	13,638,224	71.9%	3,933	3,728,300	19.7%	2,268	1,275,294	6.7%	519	319,392	1.7%	16,510	18,961,210	100.0%
TOTAL	50,068	72,058,027	28.7%	71,424	130,836,529	52.0%	39,427	36,747,730	14.6%	9,507	11,804,563	4.7%	170,426	251,446,849	100.0%

* Pell Grant total dollars are not the same as those shown on the Federal/State Revenues Report due to differences in the reporting periods.

262

263

STATE OF IOWA FINANCIAL AID EXPENDITURES BY PROGRAM
1990 - 1991
TABLE 1 OF 3

INSTITUTION	STATE OF IOWA SCHOLARSHIPS		IOWA WORK STUDY		IOWA GRANT		IOWA TUITION GRANTS		IOWA VOC-TECH GRANTS	
	AWARDS	TOTAL	AWARDS	TOTAL	AWARDS	DOLLARS	AWARDS	TOTAL	AWARDS	TOTAL
IOWA STATE UNIVERSITY	974	244,466	828	980,346	245	238,856	0	0	0	0
UNIVERSITY OF IOWA	588	147,213	774	1,038,814	212	211,557	0	0	0	0
UNIVERSITY OF NORTHERN IOWA	326	71,197	334	423,009	121	110,250	0	0	0	0
Regents' Universities Total	1,888	462,876	1,936	2,442,169	578	560,663	0	0	0	0
BRIAR CLIFF COLLEGE	23	4,291	49	43,129	23	21,924	512	1,200,224	0	0
BUENA VISTA COLLEGE	70	14,438	115	62,500	35	33,124	1,263	2,389,672	0	0
CENTRAL COLLEGE (C.U.I.)	152	37,206	58	33,111	33	32,706	791	2,024,077	0	0
CLARKE COLLEGE	9	1,437	21	21,336	16	13,049	261	626,563	0	0
COE COLLEGE	25	5,250	56	33,201	19	17,507	443	1,098,352	0	0
CORNELL COLLEGE	44	9,813	41	46,910	14	13,466	205	518,741	0	0
DIVINE WORD COLLEGE	0	0	2	2,154	2	371	8	17,088	0	0
DORDT COLLEGE	31	5,438	56	34,942	11	10,345	309	777,844	0	0
DRAKE UNIVERSITY	126	34,213	141	113,357	51	42,947	820	1,957,228	0	0
GRACELAND COLLEGE	7	1,625	48	21,326	6	4,433	191	436,723	0	0
GRAND VIEW COLLEGE	5	625	32	25,000	20	16,553	505	1,197,742	0	0
GRINNELL COLLEGE	75	25,500	59	43,476	6	5,191	89	227,285	0	0
IOWA WESLEYAN COLLEGE	4	951	30	16,788	19	12,442	347	749,886	0	0
LORAS COLLEGE	38	7,312	158	54,304	32	28,708	588	1,415,009	0	0
LUTHER COLLEGE	90	22,050	144	138,133	20	20,886	437	1,115,990	0	0
MAHARISHI INTERNATIONAL UNIVERSITY	1	125	38	22,660	5	3,059	45	107,043	0	0
MORNINGSIDE COLLEGE	34	6,900	34	28,802	21	21,832	578	1,387,028	0	0
MOUNT MERCY COLLEGE	26	3,939	31	37,500	33	28,588	704	1,614,957	0	0
MOUNT ST. CLARE COLLEGE	4	625	10	9,662	6	4,988	110	260,042	0	0
NORTHWESTERN COLLEGE	32	8,125	105	40,749	21	17,266	549	1,363,504	0	0
SAINT AMBROSE UNIVERSITY	22	4,750	41	49,834	32	27,816	557	1,303,086	0	0
SIMPSON COLLEGE	69	15,625	26	38,405	29	28,615	712	1,701,374	0	0
TEIKYO MARYCREST UNIVERSITY	3	500	16	23,550	15	13,196	269	592,792	0	0

164

265

Note: Expenditures may not equal appropriations as expenditures may include federal grants, federal matching dollars, and other adjustments.



STATE OF IOWA FINANCIAL AID EXPENDITURES BY PROGRAM
1990 - 1991
TABLE 1 OF 3

INSTITUTION	STATE OF IOWA SCHOLARSHIPS		IOWA WORK STUDY		IOWA GRANT		IOWA TUITION GRANTS		IOWA VOC-TECH GRANTS		TOTAL
	AWARDS	TOTAL	AWARDS	TOTAL	AWARDS	DOLLARS	AWARDS	TOTAL	AWARDS	TOTAL	
TEIKYO WESTMAR UNIVERSITY	7	1,125	13	22,500	20	19,681	295	706,703	0	0	0
UNIVERSITY OF DUBUQUE	10	2,125	25	26,772	16	14,381	239	548,783	0	0	0
UPPER IOWA UNIVERSITY	2	250	23	14,266	19	17,911	428	730,587	0	0	0
WARTBURG COLLEGE	95	24,657	98	78,129	30	29,343	611	1,543,713	0	0	0
WILLIAM PENN COLLEGE	6	1,125	20	27,186	18	17,649	402	929,684	0	0	0
Independent 4-Yr. Total	1,010	240,020	1,490	1,109,682	572	517,977	12,268	28,541,720	0	0	0
DES MOINES AREA COMMUNITY COLLEGE	3	688	77	50,193	45	39,273	0	0	509	215,612	215,612
EASTERN IOWA COMMUNITY COLLEGE	4	1,375	52	61,049	41	33,863	0	0	156	70,880	70,880
HAWKEYE INST TECHNOLOGY	1	125	144	76,206	28	25,369	0	0	464	193,802	193,802
INDIAN HILLS COMMUNITY COLLEGE	25	4,835	27	30,054	51	43,078	0	0	244	99,150	99,150
IOWA CENTRAL COMMUNITY COLLEGE	4	750	28	21,707	22	20,035	0	0	166	74,928	74,928
IOWA LAKES COMMUNITY COLLEGE	9	1,500	174	50,548	26	23,829	0	0	265	123,602	123,602
IOWA VALLEY COMMUNITY COLLEGE	9	1,625	73	61,131	41	23,617	0	0	190	87,590	87,590
IOWA WESTERN COMMUNITY COLLEGE	2	97	35	25,000	38	29,853	0	0	240	99,002	99,002
KIRKWOOD COMMUNITY COLLEGE	9	1,062	421	109,604	72	42,728	0	0	551	231,892	231,892
NORTH IOWA AREA COMMUNITY COLLEGE	12	2,063	75	62,221	23	22,596	0	0	186	80,700	80,700
NORTHEAST IOWA TECHNICAL INSTITUTE	0	0	68	40,787	25	21,881	0	0	362	151,587	151,587
NORTHWEST IOWA TECHNICAL COLLEGE	0	0	13	21,250	8	6,033	0	0	115	52,050	52,050
SOUTHEASTERN COMMUNITY COLLEGE	8	1,437	46	31,612	21	20,365	0	0	42	18,076	18,076
SOUTHWESTERN COMMUNITY COLLEGE	2	250	37	77,174	16	14,108	0	0	101	43,054	43,054
WESTERN IOWA TECH	0	0	0	0	20	19,571	0	0	318	139,770	139,770
Community Colleges Total	88	15,897	1,270	718,536	477	386,199	0	0	3,909	1,681,695	1,681,695
ALLEN MEMORIAL HOSPITAL SCHOOL	3	750	1	260	0	0	39	38,738	0	0	0
AMERICAN INSTITUTE OF BUSINESS	3	500	73	22,500	39	17,149	603	1,076,249	0	0	0
AMERICAN INSTITUTE OF COMMERCE	0	0	46	23,682	0	0	538	472,756	0	0	0

Note: Expenditures may not equal appropriations as expenditures may include federal grants, federal matching dollars, and other adjustments.

287

286

STATE OF IOWA FINANCIAL AID EXPENDITURES BY PROGRAM
 1990 - 1991
 TABLE 1 OF 3

INSTITUTION	STATE OF IOWA SCHOLARSHIPS		IOWA WORK STUDY		IOWA GRANT		IOWA TUITION GRANTS		IOWA VOC-TECH GRANTS	
	AWARDS	TOTAL	AWARDS	TOTAL	AWARDS	DOLLARS	AWARDS	TOTAL	AWARDS	TOTAL
FAITH BAPTIST BIBLE COLLEGE AND SEM	1	125	0	0	0	0	70	132,467	0	0
HAMILTON BUSINESS COLLEGE	0	0	0	0	0	0	282	469,711	0	0
IOWA METHODIST SCHOOL OF NURSING	5	1,125	7	2,479	0	0	104	131,844	0	0
JENNIE EDMUNDSON MEM HOSP SCHOOL	0	0	0	0	0	0	41	37,905	0	0
MERCY HOSPITAL MEDICAL CENTER	1	250	0	0	0	0	27	32,938	0	0
PALMER COLLEGE OF CHIROPRACTIC	0	0	0	0	2	606	23	41,075	0	0
SAINT LUKE'S SCHOOL OF NURSING	0	0	4	2,233	0	0	78	156,041	0	0
SPENCER SCHOOL OF BUSINESS	0	0	8	7,823	0	0	103	223,860	0	0
UNIVERSITY OF OSTEOPATHIC MEDICINE	0	0	64	4,800	1	696	10	21,370	0	0
WALDORF COLLEGE	5	1,625	96	15,968	8	7,333	266	636,924	0	0
Independent 2-Yr./Other Total	18	4,375	299	79,745	50	25,784	1,984	3,471,878	0	0
TOTAL	3,004	723,168	4,995	4,350,132	1,677	1,490,623	14,252	32,013,598	3,909	1,681,695

268

269

Note: Expenditures may not equal appropriations as expenditures may include federal grants, federal matching dollars, and other adjustments.



STATE OF IOWA FINANCIAL AID EXPENDITURES BY PROGRAM
1990 - 1991
TABLE 2 OF 3

INSTITUTION	IMAGES		DISPLACED WORKERS GRANTS		HERITAGE CORPS PROGRAM		ACCESS TO EDUCATION GRANTS		IOWA GRAD. STUDENT FINANCIAL ASST.	
	AWARDS	DOLLARS	AWARDS	DOLLARS	AWARDS	DOLLARS	AWARDS	DOLLARS	AWARDS	DOLLARS
IOWA STATE UNIVERSITY	150	462,081	3	3,057	4	5,184	0	0	34	45,500
UNIVERSITY OF IOWA	290	480,000	0	0	0	0	0	0	48	52,100
UNIVERSITY OF NORTHERN IOWA	149	239,999	0	0	17	58,256	0	0	2	2,400
Regents' Universities Total	589	1,182,080	3	3,057	21	63,440	0	0	84	100,000
BRIAR CLIFF COLLEGE	17	13,166	0	0	0	0	0	0	0	0
BUENA VISTA COLLEGE	4	4,000	0	0	1	1,110	0	0	0	0
CENTRAL COLLEGE (C.U.I.)	24	23,334	0	0	0	0	0	0	0	0
CLARKE COLLEGE	3	3,000	0	0	0	0	0	0	0	0
COE COLLEGE	13	10,224	0	0	7	13,979	0	0	0	0
CORNELL COLLEGE	9	9,000	0	0	0	0	0	0	0	0
DIVINE WORD COLLEGE	11	9,500	0	0	0	0	0	0	0	0
DORDT COLLEGE	9	2,325	0	0	0	0	0	0	0	0
DRAKE UNIVERSITY	38	36,200	0	0	3	20,000	0	0	0	0
GRACELAND COLLEGE	9	8,000	0	0	0	0	0	0	0	0
GRAND VIEW COLLEGE	19	16,400	0	0	0	0	0	0	0	0
GRINNELL COLLEGE	12	11,840	0	0	0	0	0	0	0	0
IOWA WESLEYAN COLLEGE	9	7,150	0	0	0	0	0	0	0	0
LORAS COLLEGE	5	4,875	0	0	0	0	0	0	0	0
LUTHER COLLEGE	4	4,000	0	0	2	9,000	0	0	0	0
MAHARISHI INTERNATIONAL UNIVERSITY	0	0	0	0	0	0	0	0	0	0
MORNINGSIDE COLLEGE	18	15,500	0	0	0	0	0	0	0	0
MOUNT MERCY COLLEGE	4	3,250	4	6,833	0	0	0	0	0	0
MOUNT ST. CLARE COLLEGE	2	2,000	0	0	0	0	0	0	0	0
NORTHWESTERN COLLEGE	7	6,250	0	0	0	0	0	0	0	0
SAINTE AMBROSE UNIVERSITY	47	43,375	0	0	0	0	0	0	0	0
SIMPSON COLLEGE	20	19,500	0	0	1	6,525	0	0	0	0
TEIKYO MARYCREST UNIVERSITY	16	12,280	0	0	0	0	0	0	0	0

Note: Expenditures may not equal appropriations as expenditures may include federal grants, federal matching dollars, and other adjustments.

STATE OF IOWA FINANCIAL AID EXPENDITURES BY PROGRAM
1990 - 1991
TABLE 2 OF 3

INSTITUTION	IMAGES		DISPLACED WORKERS GRANTS		HERITAGE CORPS PROGRAM		ACCESS TO EDUCATION GRANTS		IOWA GRAD. STUDENT FINANCIAL ASST.	
	AWARDS	DOLLARS	AWARDS	DOLLARS	AWARDS	DOLLARS	AWARDS	DOLLARS	AWARDS	DOLLARS
TEIKYO WESTMAR UNIVERSITY	8	5,875	0	0	1	2,278	0	0	0	0
UNIVERSITY OF DUBUQUE	2	1,000	0	0	0	0	0	0	0	0
UPPER IOWA UNIVERSITY	8	8,000	0	0	0	0	0	0	0	0
WARTBURG COLLEGE	10	9,570	0	0	0	0	0	0	0	0
WILLIAM PENN COLLEGE	21	20,366	0	0	0	0	0	0	0	0
Independent 4-Yr. Total	349	309,980	4	6,833	15	52,892	0	0	0	0
DES MOINES AREA COMMUNITY COLLEGE	0	0	29	41,593	0	0	97	20,375	0	0
EASTERN IOWA COMMUNITY COLLEGE	0	0	0	0	0	0	28	5,875	0	0
HAWKEYE INST TECHNOLOGY	0	0	4	3,447	0	0	41	7,881	0	0
INDIAN HILLS COMMUNITY COLLEGE	0	0	0	0	0	0	39	7,421	0	0
IOWA CENTRAL COMMUNITY COLLEGE	0	0	1	896	0	0	33	7,625	0	0
IOWA LAKES COMMUNITY COLLEGE	0	0	0	0	0	0	22	5,375	0	0
IOWA VALLEY COMMUNITY COLLEGE	0	0	0	0	0	0	47	10,125	0	0
IOWA WESTERN COMMUNITY COLLEGE	0	0	0	0	0	0	38	8,520	0	0
KIRKWOOD COMMUNITY COLLEGE	0	0	141	191,294	0	0	64	12,625	0	0
NORTH IOWA AREA COMMUNITY COLLEGE	0	0	3	3,198	0	0	40	8,375	0	0
NORTHEAST IOWA TECHNICAL INSTITUTE	0	0	2	3,344	0	0	18	3,418	0	0
NORTHWEST IOWA TECHNICAL COLLEGE	0	0	0	0	0	0	5	1,250	0	0
SOUTHEASTERN COMMUNITY COLLEGE	0	0	0	0	0	0	16	3,500	0	0
SOUTHWESTERN COMMUNITY COLLEGE	0	0	2	3,964	0	0	2	500	0	0
WESTERN IOWA TECH	0	0	0	0	0	0	18	3,421	0	0
Community Colleges Total	0	0	182	247,736	0	0	508	106,286	0	0
ALLEN MEMORIAL HOSPITAL SCHOOL	0	0	0	0	0	0	0	0	0	0
AMERICAN INSTITUTE OF BUSINESS	41	31,542	2	3,120	0	0	0	0	0	0
AMERICAN INSTITUTE OF COMMERCE	9	5,153	0	0	0	0	0	0	0	0

273

Note: Expenditures may not equal appropriations as expenditures may include federal grants, federal matching dollars, and other adjustments.

STATE OF IOWA FINANCIAL AID EXPENDITURES BY PROGRAM
1990 - 1991
TABLE 2 OF 3

INSTITUTION	IMAGES		DISPLACED WORKERS GRANTS		HERITAGE CORPS PROGRAM		ACCESS TO EDUCATION GRANTS		IOWA GRAD. STUDENT FINANCIAL ASST.	
	AWARDS	DOLLARS	AWARDS	DOLLARS	AWARDS	DOLLARS	AWARDS	DOLLARS	AWARDS	DOLLARS
FAITH BAPTIST BIBLE COLLEGE AND SEM	1	1,000	0	0	0	0	0	0	0	0
HAMILTON BUSINESS COLLEGE	0	0	0	0	0	0	0	0	0	0
IOWA METHODIST SCHOOL OF NURSING	4	3,500	0	0	0	0	0	0	0	0
JENNIE EDMONDSON MEM HOSP SCHOOL	0	0	0	0	0	0	0	0	0	0
MERCY HOSPITAL MEDICAL CENTER	0	0	0	0	0	0	0	0	0	0
PALMER COLLEGE OF CHIROPRACTIC	2	1,000	0	0	0	0	0	0	0	0
SAINT LUKE'S SCHOOL OF NURSING	0	0	0	0	0	0	0	0	0	0
SPENCER SCHOOL OF BUSINESS	0	0	0	0	0	0	0	0	0	0
UNIVERSITY OF OSTEOPATHIC MEDICINE	0	0	0	0	0	0	0	0	0	0
WALDORF COLLEGE	10	9,500	0	0	4	16,544	0	0	0	0
Independent 2-Yr./Other Total	67	51,695	2	3,120	4	16,544	0	0	0	0
TOTAL	1,005	1,543,755	191	260,746	40	132,876	508	106,286	84	100,000

Note: Expenditures may not equal appropriations as expenditures may include federal grants, federal matching dollars, and other adjustments.

STATE OF IOWA FINANCIAL AID EXPENDITURES BY PROGRAM
1990 - 1991
TABLE 3 OF 3

INSTITUTION	NATIONAL GUARD EDUC. BENEFITS		VOCATIONAL REHAB BENEFITS		CENTENNIAL MEMORIAL SCHOLARSHIPS		IOWA WAR ORPHANS EDUCATIONAL AID		COMMISSION FOR THE BLIND EDUC. AID	
	AWARDS	TOTAL	AWARDS	TOTAL	AWARDS	TOTAL	AWARDS	TOTAL	AWARDS	TOTAL
IOWA STATE UNIVERSITY	0	0	316	378,954	15	10,500	5	2,000	7	7,936
UNIVERSITY OF IOWA	5	3,463	393	473,380	9	6,500	5	1,671	18	31,025
UNIVERSITY OF NORTHERN IOWA	0	0	386	465,792	10	7,500	1	150	6	14,110
Regents' Universities Total	5	3,463	1,095	1,318,126	34	24,500	11	3,821	31	53,071
BRIAR CLIFF COLLEGE	19	20,968	73	83,853	0	0	0	0	2	5,430
BUENA VISTA COLLEGE	0	0	142	149,122	1	500	0	0	1	732
CENTRAL COLLEGE (C.U.I.)	0	0	25	34,424	4	2,500	1	200	0	0
CLARKE COLLEGE	0	0	0	0	0	0	0	0	0	0
COE COLLEGE	0	0	0	0	0	0	0	0	0	0
CORNELL COLLEGE	0	0	5	6,295	0	0	0	0	0	0
DIVINE WORD COLLEGE	0	0	0	0	0	0	0	0	0	0
DORDT COLLEGE	0	0	10	13,100	0	0	0	0	0	0
DRAKE UNIVERSITY	26	32,760	30	42,000	3	1,500	1	400	0	0
GRACELAND COLLEGE	0	0	17	22,060	1	500	0	0	0	0
GRAND VIEW COLLEGE	0	0	0	0	0	0	0	0	0	0
GRINNELL COLLEGE	0	0	0	0	1	500	0	0	0	0
IOWA WESLEYAN COLLEGE	0	0	47	61,423	0	0	0	0	0	0
LORAS COLLEGE	0	0	21	30,130	0	0	0	0	0	0
LUTHER COLLEGE	0	0	0	0	0	0	0	0	0	0
MAHARISHI INTERNATIONAL UNIVERSITY	0	0	0	0	0	0	0	0	0	0
HORNINGSIDE COLLEGE	6	6,240	38	42,601	1	500	0	0	0	0
MOUNT MERCY COLLEGE	0	0	29	34,113	1	500	0	0	0	0
MOUNT ST. CLARE COLLEGE	0	0	5	6,760	0	0	0	0	0	0
NORTHWESTERN COLLEGE	0	0	19	25,260	1	500	0	0	0	0
SAINT AMBROSE UNIVERSITY	0	0	28	41,895	0	0	0	0	2	14,489
SIMPSON COLLEGE	0	0	19	23,069	4	2,000	0	0	1	4,730
TEIKYO MARYCREST UNIVERSITY	0	0	15	17,325	0	0	0	0	0	0

1991

Note: Expenditures may not equal appropriations as expenditures may include federal grants, federal matching dollars, and other adjustments.

1996

STATE OF IOWA FINANCIAL AID EXPENDITURES BY PROGRAM
1990 - 1991
TABLE 3 OF 3

INSTITUTION	NATIONAL GUARD EDUC. BENEFITS		VOCATIONAL REHAB BENEFITS		CENTENNIAL MEMORIAL SCHOLARSHIPS		IOWA WAR ORPHANS EDUCATIONAL AID		COMMISSION FOR THE BLIND EDUC. AID	
	AWARDS	TOTAL	AWARDS	TOTAL	AWARDS	TOTAL	AWARDS	TOTAL	AWARDS	TOTAL
TEIKYO WESTMAR UNIVERSITY	0	0	0	0	0	0	0	0	0	0
UNIVERSITY OF DUBUQUE	0	0	13	15,946	0	0	0	0	0	0
UPPER IOWA UNIVERSITY	0	0	0	0	0	0	0	0	0	0
WARTBURG COLLEGE	0	0	0	0	2	1,500	0	0	0	0
WILLIAM PENN COLLEGE	0	0	18	24,750	0	0	0	0	0	0
Independent 4-Yr. Total	51	59,968	554	674,126	19	10,500	2	600	6	25,381
DES MOINES AREA COMMUNITY COLLEGE	0	0	435	247,750	2	1,000	1	400	0	0
EASTERN IOWA COMMUNITY COLLEGE	0	0	0	0	0	0	0	0	0	0
HAWKEYE INST TECHNOLOGY	0	0	110	91,650	0	0	0	0	0	0
INDIAN HILLS COMMUNITY COLLEGE	0	0	336	263,287	0	0	0	0	3	4,217
IOWA CENTRAL COMMUNITY COLLEGE	20	24,885	70	56,801	1	1,000	0	0	1	1,716
IOWA LAKES COMMUNITY COLLEGE	0	0	166	140,712	1	500	0	0	1	40
IOWA VALLEY COMMUNITY COLLEGE	15	18,900	84	83,888	0	0	0	0	0	0
IOWA WESTERN COMMUNITY COLLEGE	0	0	160	182,167	0	0	0	0	1	58
KIRKWOOD COMMUNITY COLLEGE	1	167	456	357,543	0	0	0	0	9	6,041
NORTH IOWA AREA COMMUNITY COLLEGE	21	26,460	83	31,000	1	500	0	0	0	0
NORTHEAST IOWA TECHNICAL INSTITUTE	0	0	109	101,075	0	0	0	0	0	0
NORTHWEST IOWA TECHNICAL COLLEGE	0	0	42	34,843	0	0	0	0	0	0
SOUTHEASTERN COMMUNITY COLLEGE	0	0	200	82,648	0	0	0	0	2	2,450
SOUTHWESTERN COMMUNITY COLLEGE	2	164	108	83,199	0	0	0	0	1	190
WESTERN IOWA TECH	33	41,580	196	157,927	0	0	0	0	0	0
Community Colleges Total	92	112,156	2,555	1,914,490	5	3,000	1	400	18	14,712
ALLEN MEMORIAL HOSPITAL SCHOOL	0	0	4	5,280	0	0	0	0	0	0
AMERICAN INSTITUTE OF BUSINESS	0	0	34	36,538	1	1,000	1	200	0	0
AMERICAN INSTITUTE OF COMMERCE	0	0	22	17,171	0	0	0	0	1	2,145

Note: Expenditures may not equal appropriations as expenditures may include federal grants, federal matching dollars, and other adjustments.

STATE OF IOWA FINANCIAL AID EXPENDITURES BY PROGRAM
1990 - 1991
TABLE 3 OF 3

INSTITUTION	NATIONAL GUARD EDUC. BENEFITS		VOCATIONAL REHAB BENEFITS		CENTENNIAL MEMORIAL SCHOLARSHIPS		IOWA WAR ORPHANS EDUCATIONAL AID		COMMISSION FOR THE BLIND EDUC. AID		TOTAL
	AWARDS	TOTAL	AWARDS	TOTAL	AWARDS	TOTAL	AWARDS	TOTAL	AWARDS	TOTAL	
FAITH BAPTIST BIBLE COLLEGE AND SEM	0	0	3	4,200	1	500	0	0	1	400	
HAMILTON BUSINESS COLLEGE	0	0	27	43,200	0	0	0	0	0	0	
IOWA METHODIST SCHOOL OF NURSING	0	0	0	0	0	0	0	0	0	0	
JENNIE EDMUNDSON MEM HOSP SCHOOL	0	0	15	13,300	0	0	0	0	0	0	
MERCY HOSPITAL MEDICAL CENTER	0	0	0	0	0	0	0	0	0	0	
PALMER COLLEGE OF CHIROPRACTIC	0	0	0	0	0	0	0	0	0	0	
SAINT LUKE'S SCHOOL OF NURSING	0	0	4	5,091	0	0	0	0	0	0	
SPENCER SCHOOL OF BUSINESS	0	0	8	8,167	0	0	0	0	0	0	
UNIVERSITY OF OSTEOPATHIC MEDICINE	0	0	0	0	0	0	2	600	0	0	
WALDORF COLLEGE	0	0	26	26,938	0	0	0	0	0	0	
Independent 2-Yr./Other Total	0	0	143	159,885	2	1,500	3	800	2	2,545	
TOTAL	148	175,587	4,347	4,066,627	60	39,500	17	5,621	57	95,709	

80

281

Note: Expenditures may not equal appropriations as expenditures may include federal grants, federal matching dollars, and other adjustments.

WORK STUDY AND OTHER STUDENT EMPLOYMENT SUMMARY
1990 - 1991

INSTITUTION	FEDERAL		STATE		INSTITUTIONAL	
	RECIPIENTS	AVERAGE	RECIPIENTS	AVERAGE	RECIPIENTS	AVERAGE
IOWA STATE UNIVERSITY	1,165	6,647	828	1,184	5,350	5,525
UNIVERSITY OF IOWA	1,956	3,029	774	1,342	14,222	3,671
UNIVERSITY OF NORTHERN IOWA	441	1,286	334	1,266	3,783	1,382
Regents' Universities Total	3,562	3,996	1,936	1,261	23,355	3,725
BRIAR CLIFF COLLEGE	283	892	49	880	207	691
BUENA VISTA COLLEGE	458	712	115	543	77	637
CENTRAL COLLEGE (C.U.I.)	655	613	58	571	471	514
CLARKE COLLEGE	135	955	21	1,016	95	726
COE COLLEGE	264	558	56	593	113	1,768
CORNELL COLLEGE	521	1,200	41	1,144	114	866
DIVINE WORD COLLEGE	37	1,592	2	1,077	18	937
DUCDT COLLEGE	289	790	56	624	449	679
DRAKE UNIVERSITY	862	1,254	141	804	690	1,788
GRACELAND COLLEGE	256	715	48	444	490	632
GRAND VIEW COLLEGE	79	839	32	781	131	859
GRINNELL COLLEGE	227	689	59	737	334	1,062
IOWA WESLEYAN COLLEGE	139	483	30	560	113	819
LORAS COLLEGE	303	632	158	344	339	1,084
LUTHER COLLEGE	653	837	144	959	561	997
MAHARISHI INTERNATIONAL UNIVERSITY	133	1,038	38	596	69	710
MORNINGSIDE COLLEGE	343	816	34	847	150	668
MOUNT MERCY COLLEGE	258	685	31	1,210	82	912
MOUNT SAINT CLARE COLLEGE	49	625	10	966	27	652
NORTHWESTERN COLLEGE	346	608	105	388	245	645
SAINTE AMBROSE UNIVERSITY	229	1,240	41	1,215	115	1,267
SIMPSON COLLEGE	303	574	26	1,477	347	657
TEIKYO MARYCREST COLLEGE	139	887	16	1,472	102	761
TEIKYO WESTMAR COLLEGE	202	719	13	1,731	162	923

203

WORK STUDY AND OTHER STUDENT EMPLOYMENT SUMMARY
1990 - 1991

INSTITUTION	FEDERAL		STATE		INSTITUTIONAL	
	RECIPIENTS	AVERAGE	RECIPIENTS	AV. RAGE	RECIPIENTS	AVERAGE
UNIVERSITY OF DUBUQUE	207	1,083	25	1,071	54	1,963
UPPER IOWA UNIVERSITY	196	662	23	620	47	685
WARTBURG COLLEGE	395	492	98	797	290	966
WILLIAM PENN COLLEGE	304	539	20	1,359	385	883
Independent 4-Yr. Total	8,265	815	1,490	745	6,277	942
DES MOINES AREA COMMUNITY COLLEGE	250	672	77	652	303	428
EASTERN IOWA COMMUNITY COLLEGE	102	1,115	52	1,174	35	491
HAWKEYE INST TECHNOLOGY	101	988	144	529	307	472
INDIAN HILLS COMMUNITY COLLEGE	106	736	27	1,113	6	587
IOWA CENTRAL COMMUNITY COLLEGE	86	661	28	775	107	270
IOWA LAKES COMMUNITY COLLEGE	181	476	174	291	75	910
IOWA VALLEY COMMUNITY COLLEGE	128	868	73	837	145	378
IOWA WESTERN COMMUNITY COLLEGE	168	338	35	714	67	1,966
KIRKWOOD COMMUNITY COLLEGE	322	666	421	260	59	648
NORTH IOWA AREA COMMUNITY COLLEGE	97	833	75	830	35	651
NORTHEAST IOWA TECHNICAL INSTITUTE	106	521	68	600	29	301
NORTHWEST IOWA TECHNICAL COLLEGE	13	1,071	13	1,635	66	605
SOUTHEASTERN COMMUNITY COLLEGE	75	773	46	687		
SOUTHWESTERN COMMUNITY COLLEGE	103	566	43	1,928		
WESTERN IOWA TECH	104	535				
Community Colleges Total	1,942	673	1,276	568	1,234	558
ALLEN MEMORIAL HOSPITAL SCHOOL	7	386	1	260		
AMERICAN INSTITUTE OF BUSINESS	136	565	73	308	167	482
AMERICAN INSTITUTE OF COMMERCE	21	850	46	515		
FAITH BAPTIST BIBLE COLLEGE AND SEM					65	2,366
HAMILTON BUSINESS COLLEGE	8	6,202				

284

285

WORK STUDY AND OTHER STUDENT EMPLOYMENT SUMMARY
1990 - 1991

INSTITUTION	FEDERAL		STATE		INSTITUTIONAL	
	RECIPIENTS	AVERAGE	RECIPIENTS	AVERAGE	RECIPIENTS	AVERAGE
IOWA METHODIST SCHOOL OF NURSING	15	699	7	354		
JENNIE EDMUNDSON MEM HOSP SCHOOL					290	1,416
MERCY HOSPITAL MEDICAL CENTER	266	672			1	104
PALMER COLLEGE OF CHIROPRACTIC	10	781	4	558		
SAINT LUKE'S SCHOOL OF NURSING	30	956	8	978		
SPENCER SCHOOL OF BUSINESS	230	266	64	75		
UNIVERSITY OF OSTEOPATHIC MEDICINE	172	350	96	166	186	365
WALDORF COLLEGE						
Independent 2-Yr./Other Total	895	552	299	267	709	1,006
TOTAL	14,664	1,553	5,001	871	31,575	2,987

286



LOANS SUMMARY
1990 - 1991

INSTITUTION	FEDERAL		STATE		INSTITUTIONAL		OTHER	
	RECIPIENTS	AVERAGE	RECIPIENTS	AVERAGE	RECIPIENTS	AVERAGE	RECIPIENTS	AVERAGE
IOWA STATE UNIVERSITY	1,920	1,410	8,295	3,175	196	1,502	2,264	3,680
UNIVERSITY OF IOWA	2,911	1,349	6,174	3,634	616	1,756	3,989	1,412
UNIVERSITY OF NORTHERN IOWA	1,429	1,037	4,383	2,807			334	1,676
Regents' Universities Total	6,260	1,297	18,852	3,240	812	1,695	6,587	2,205
BRIAR CLIFF COLLEGE	146	1,672	511	2,870	5	1,367	233	929
BUENA VISTA COLLEGE	524	947	1,302	3,225	90	959	351	2,947
CENTRAL COLLEGE (C.U.I.)	740	565	734	2,362			169	3,367
CLARKE COLLEGE	159	1,478	298	2,650	28	1,842	82	2,757
COE COLLEGE	397	1,241	539	2,953	51	2,406	146	3,011
CORNELL COLLEGE	240	1,024	259	3,305	46	1,192	433	2,698
DIVINE WORD COLLEGE	30	1,123	3	2,237	3	950		
DORDT COLLEGE	307	1,240	410	2,852	204	987	205	2,037
DRAKE UNIVERSITY	1,206	1,525	1,366	4,178	25	2,700	2,087	3,907
GRACELAND COLLEGE	302	1,541	133	2,065	51	1,337	316	2,589
GRAND VIEW COLLEGE	368	877	651	3,512			73	1,923
GRINNELL COLLEGE	230	1,294	79	2,202	159	2,521	266	2,062
IOWA WESLEYAN COLLEGE	94	1,144	312	3,128			58	2,970
LORAS COLLEGE	786	530	499	2,470			366	2,189
LUTHER COLLEGE	511	1,260	526	2,800			630	2,546
MAHARISHI INTERNATIONAL UNIVERSITY	242	2,326	223	4,347			8	3,125
MORNINGSIDE COLLEGE	275	1,660	583	2,859	28	1,620	118	1,591
MOUNT MERCY COLLEGE	327	1,291	642	3,096	26	1,657		
MOUNT SAINT CLARE COLLEGE	31	906	115	2,329			45	3,870
NORTHWESTERN COLLEGE	245	854	551	2,602	107	1,241	148	2,211
SAINTE AMBROSE UNIVERSITY	286	1,696	667	3,169	150	1,324	301	2,919
SIMPSON COLLEGE	249	1,229	894	3,244	55	1,895	41	1,094
TEIKYO MARYCREST COLLEGE	159	891	358	2,950			234	2,541
TEIKYO WESTHAR COLLEGE	238	1,272	297	2,436	33	1,133	78	2,460

956

289

LOANS SUMMARY
1990 - 1991

INSTITUTION	FEDERAL		STATE		INSTITUTIONAL		OTHER	
	RECIPIENTS	AVERAGE	RECIPIENTS	AVERAGE	RECIPIENTS	AVERAGE	RECIPIENTS	AVERAGE
UNIVERSITY OF DUBUQUE	134	1,432	493	3,352	24	1,384	170	2,268
UPPER IOWA UNIVERSITY	166	883	669	2,840	7	1,714	631	1,982
WARTBURG COLLEGE	592	756	685	2,814			145	2,957
WILLIAM PENN COLLEGE	209	837	398	2,718			33	2,091
Independent 4-Yr. Total	9,193	1,144	14,197	3,072	1,298	1,513	7,367	2,833
DES MOINES AREA COMMUNITY COLLEGE	281	961	1,559	1,973			180	1,800
EASTERN IOWA COMMUNITY COLLEGE			824	2,366			205	2,235
HAWKEYE INST TECHNOLOGY			660	2,202	41	2,372	33	2,085
INDIAN HILLS COMMUNITY COLLEGE	96	878	966	2,293			174	2,288
IOWA CENTRAL COMMUNITY COLLEGE			643	2,222			9	2,462
IOWA LAKES COMMUNITY COLLEGE	145	432	660	1,936			60	2,609
IOWA VALLEY COMMUNITY COLLEGE	274	574	717	2,247			11	2,625
IOWA WESTERN COMMUNITY COLLEGE	58	365	555	1,992			204	2,126
KIRKWOOD COMMUNITY COLLEGE	745	596	2,149	2,585			9	1,655
NORTH IOWA AREA COMMUNITY COLLEGE	100	911	570	1,917			105	1,919
NORTHEAST IOWA TECHNICAL INSTITUTE	99	1,124	637	2,309			73	1,441
NORTHWEST IOWA TECHNICAL COLLEGE			206	2,135			81	1,932
SCUTHEASTERN COMMUNITY COLLEGE			342	2,156			28	2,100
SOUTHWESTERN COMMUNITY COLLEGE	18	1,523	361	2,741			98	4,159
WESTERN IOWA TECH			614	2,250	2	340	121	2,256
Community Colleges Total	1,816	699	11,463	2,249	43	2,277	1,391	2,234
ALLEN MEMORIAL HOSPITAL SCHOOL	30	1,219	42	2,481	10	2,022	49	1,940
AMERICAN INSTITUTE OF BUSINESS	242	731	750	2,861			122	1,722
AMERICAN INSTITUTE OF COMMERCE	16	1,594	1,095	2,409			51	2,253
FAITH BAPTIST BIBLE COLLEGE AND SEM			57	2,507			28	5,159
HAMILTON BUSINESS COLLEGE	61	582	837	2,719				

LOANS SUMMARY
1990 - 1991

INSTITUTION	FEDERAL		STATE		INSTITUTIONAL		OTHER	
	RECIPIENTS	AVERAGE	RECIPIENTS	AVERAGE	RECIPIENTS	AVERAGE	RECIPIENTS	AVERAGE
IOWA METHODIST SCHOOL OF NURSING	163	859	138	3,209	32	1,621	16	2,024
JENNIE EDMUNDSON MEM HOSP SCHOOL	35	505	43	2,980	34	1,356		
MERCY HOSPITAL MEDICAL CENTER			71	2,706	41	1,989	2,151	4,613
PALMER COLLEGE OF CHIROPRACTIC	1,261	1,867	665	10,945	23	1,891	20	1,259
SAINT LUKE'S SCHOOL OF NURSING	13	1,205	80	2,730			24	4,543
SPENCER SCHOOL OF BUSINESS	14	3,755	119	3,099	93	1,140	1,300	5,216
UNIVERSITY OF OSTEOPATHIC MEDICINE	842	12,222	316	9,715			85	2,223
WALDORF COLLEGE	65	1,725	225	2,124				
Independent 2-Yr./Other Total	2,742	4,835	4,438	4,390	233	1,499	3,846	4,582
TOTAL	20,011	1,657	48,950	3,064	2,386	1,587	19,191	2,924

492

093

SCHOLARSHIP AND GRANT SUMMARY
1990 - 1991

INSTITUTION	FEDERAL		STATE		INSTITUTIONAL		OTHER	
	RECIPIENTS	AVERAGE	RECIPIENTS	AVERAGE	RECIPIENTS	AVERAGE	RECIPIENTS	AVERAGE
IOWA STATE UNIVERSITY	7,191	1,482	1,753	798	9,187	1,331	4,635	1,165
UNIVERSITY OF IOWA	4,563	1,482	1,568	897	5,635	2,172	3,734	1,939
UNIVERSITY OF NORTHERN IOWA	4,251	1,343	1,018	953	5,112	1,379	1,421	701
Regents' Universities Total	16,005	1,445	4,339	870	19,934	1,581	9,790	1,393
BRIAR CLIFF COLLEGE	583	1,451	669	2,018	1,276	1,582	62	858
BUENA VISTA COLLEGE	1,465	1,272	1,517	1,709	1,384	1,643		
CENTRAL COLLEGE (C.U.I.)	870	1,181	1,030	2,092	1,502	3,312	211	1,178
CLARKE COLLEGE	380	1,393	289	2,229	966	1,090	17	1,482
COE COLLEGE	443	1,314	507	2,259	899	3,632	85	1,169
CORNELL COLLEGE	473	1,197	277	2,012	947	3,894	187	1,128
DIVINE WORD COLLEGE	68	1,733	21	1,284	59	2,129	6	1,024
DORDT COLLEGE	531	1,246	370	2,187	859	968	99	804
DRAKE UNIVERSITY	1,431	1,348	1,098	1,974	5,491	2,529	366	1,241
GRACELAND COLLEGE	568	1,340	231	2,049	1,520	1,353	219	874
GRAND VIEW COLLEGE	546	1,199	549	2,243	949	1,161	34	1,079
GRINNELL COLLEGE	226	1,702	183	1,477	994	6,206	33	1,611
IOWA WESLEYAN COLLEGE	453	1,239	426	1,953	1,221	1,572	52	834
LORAS COLLEGE	659	1,430	684	2,173	1,638	1,903	39	1,096
LUTHER COLLEGE	945	1,287	553	2,119	2,638	1,718	847	711
MAHARISHI INTERNATIONAL UNIVERSITY	261	1,341	51	2,161	338	3,373		
MORNINGSIDE COLLEGE	727	1,379	696	2,127	1,720	1,747	174	1,202
MOUNT MERCY COLLEGE	773	993	801	2,113	1,095	1,411	104	1,042
MOUNT SAINT CLARE COLLEGE	129	1,338	127	2,161	219	1,503		
NORTHWESTERN COLLEGE	673	1,291	629	2,259	1,889	1,023	338	643
SAINTE AMBROSE UNIVERSITY	620	1,405	688	2,086	1,800	1,567	127	1,898
SIMPSON COLLEGE	630	1,146	855	2,107	1,123	3,185	327	804
TEIKYO MARYCREST COLLEGE	557	1,123	318	2,000	794	1,479	104	750
TEIKYO WESTMAR COLLEGE	509	1,187	331	2,223	945	1,029	100	351

295

294

SCHOLARSHIP AND GRANT SUMMARY
1990 - 1991

INSTITUTION	FEDERAL		STATE		INSTITUTIONAL		OTHER	
	RECIPIENTS	AVERAGE	RECIPIENTS	AVERAGE	RECIPIENTS	AVERAGE	RECIPIENTS	AVERAGE
UNIVERSITY OF DUBUQUE	440	1,418	280	2,079	681	2,226	116	1,237
UPPER IOWA UNIVERSITY	835	1,127	457	1,656	622	1,473	36	1,265
WARTBURG COLLEGE	623	1,271	748	2,151	1,224	2,356	180	833
WILLIAM PENN COLLEGE	628	1,428	465	2,137	802	2,450	70	1,290
Independent 4-Yr. Total	17,046	1,284	14,850	2,050	35,595	2,101	3,933	948
DES MOINES AREA COMMUNITY COLLEGE	4,561	1,036	1,121	506	930	257	221	555
EASTERN IOWA COMMUNITY COLLEGE	2,109	1,222	229	489	278	457	132	613
HAWKEYE INST TECHNOLOGY	1,330	1,305	648	497	133	412	315	552
INDIAN HILLS COMMUNITY COLLEGE	2,329	1,109	698	605	539	321	96	604
IOWA CENTRAL COMMUNITY COLLEGE	1,315	1,218	318	593	206	306	166	369
IOWA LAKES COMMUNITY COLLEGE	1,204	1,285	490	603	308	226		
IOWA VALLEY COMMUNITY COLLEGE	1,463	1,175	386	585	312	556		
IOWA WESTERN COMMUNITY COLLEGE	1,480	1,286	479	668	230	200	172	610
KIRKWOOD COMMUNITY COLLEGE	3,140	1,134	1,303	647	464	315	349	252
NORTH IOWA AREA COMMUNITY COLLEGE	1,731	1,109	369	474	192	529	91	429
NORTHEAST IOWA TECHNICAL INSTITUTE	1,284	1,198	516	545	43	371	44	378
NORTHWEST IOWA TECHNICAL COLLEGE	345	1,003	170	554	28	938	550	858
SOUTHEASTERN COMMUNITY COLLEGE	1,336	1,081	289	445			113	390
SOUTHWESTERN COMMUNITY COLLEGE	723	1,337	234	621			19	742
WESTERN IOWA TECH	1,290	1,226	585	619	21	400		
Community Colleges Total	25,640	1,160	7,835	572	3,684	338	2,268	562
ALLEN MEMORIAL HOSPITAL SCHOOL	77	1,234	46	973	22	506	10	1,195
AMERICAN INSTITUTE OF BUSINESS	739	1,168	724	1,611	306	390	75	524
AMERICAN INSTITUTE OF COMMERCE	1,408	1,084	370	1,344	4	475		
FAITH BAPTIST BIBLE COLLEGE AND SEM	147	1,390	77	1,801	221	479	11	1,359
HAMILTON BUSINESS COLLEGE	752	1,019	309	1,660	7	6,240		

297

996



SCHOLARSHIP AND GRANT SUMMARY
1990 - 1991

INSTITUTION	FEDERAL		STATE		INSTITUTIONAL		OTHER	
	RECIPIENTS	AVERAGE	RECIPIENTS	AVERAGE	RECIPIENTS	AVERAGE	RECIPIENTS	AVERAGE
IOWA METHODIST SCHOOL OF NURSING	99	1,343	113	1,208	111	888		
JENNIE EDMUNDSON MEM HOSP SCHOOL	89	1,124	56	914	20	1,058	22	463
MERCY HOSPITAL MEDICAL CENTER	65	1,342	28	1,185	163	687	17	895
PALMER COLLEGE OF CHIROPRACTIC	274	1,112	27	1,581	568	1,288	29	657
SAINT LUKE'S SCHOOL OF NURSING	91	1,248	82	1,965	37	556	17	803
SPENCER SCHOOL OF BUSINESS	206	1,244	111	2,090	50	808	23	488
UNIVERSITY OF OSTEOPATHIC MEDICINE	59	14,923	13	1,744	13	5,385		
WALDORF COLLEGE	445	979	319	2,191	740	819	315	584
Independent 2-Yr./Other Total	4,451	1,295	2,275	1,643	2,262	876	519	615
TOTAL	63,142	1,275	29,299	1,448	61,475	1,782	16,510	1,148

299

295

