

DOCUMENT RESUME

ED 357 168

CE 063 309

TITLE Key Statistics on Technical Education & Training, 1991.
 INSTITUTION Institute of Technical Education (Singapore).
 PUB DATE 92
 NOTE 85p.
 PUB TYPE Statistical Data (110)

EDRS PRICE MF01/PC04 Plus Postage.
 DESCRIPTORS *Adult Basic Education; *Apprenticeships; Basic Skills; Continuing Education; Educational Certificates; *Enrollment Rate; Enrollment Trends; Foreign Countries; Full Time Students; *Job Training; Postsecondary Education; *Student Certification; Tables (Data); Technical Institutes; Trade and Industrial Education; *Vocational Education

IDENTIFIERS *Singapore

ABSTRACT

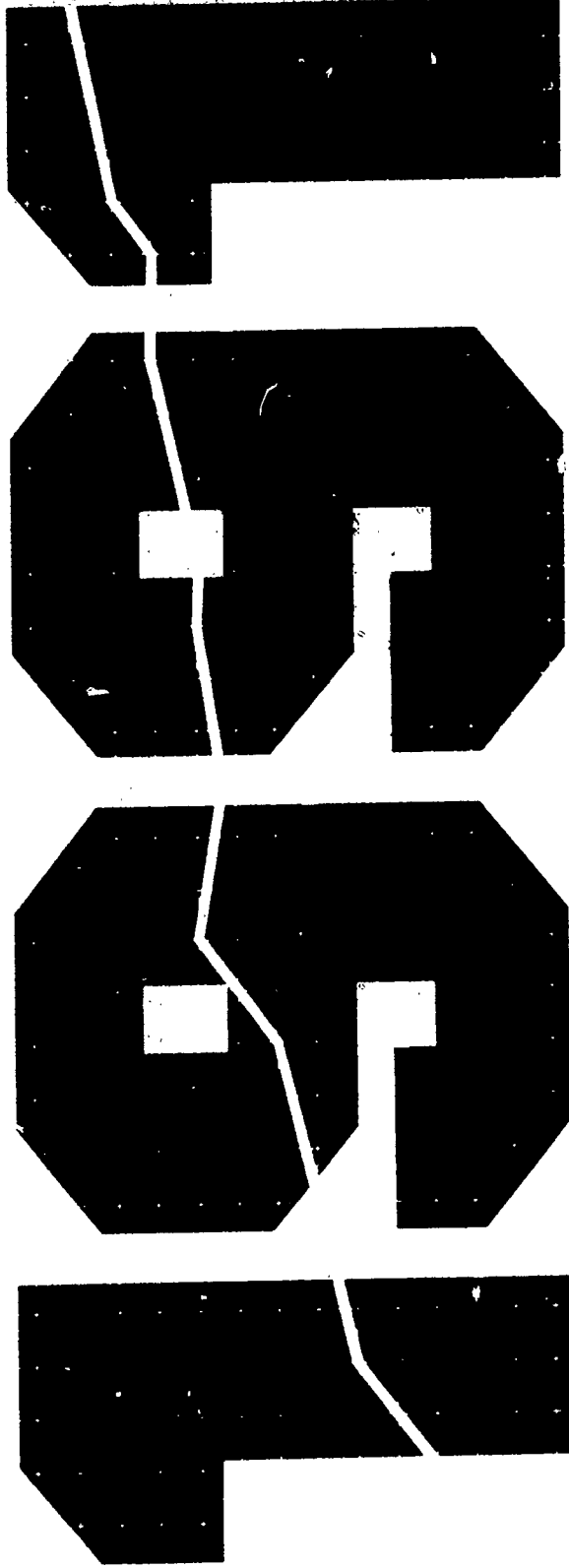
This publication documents statistical data on technical education and training activities under the purview of the Institute of Technical Education (ITE), Singapore. A list of abbreviations and nomenclature used is included. Section I cites major developments in technical education and training in 1991 and includes diagrams of the former vocational training system and the new technical training system. Section II, on full-time institutional training, provides the following types of data: intake by level, level and sex, level and race, and qualification; average enrollment by level, level and sex, qualification, level and race, and technical institute; cumulative output by level and sex, level and race, and sector, trade cluster, and sex; and output by level and race and output of courses. In section III, on apprenticeship, data illustrate the following: apprenticeship (1982-91); intake of apprentices by sector and trade cluster, level and race, and qualification; and apprentices completed training in 1991 by sector and trade cluster. Section IV, on continuing education and training, shows training places taken up under Continuing Skills Training and Education (1987-1991). Section V, on worker education, provides data on: training places taken up by Basic Education for Skills Training (BEST) and Worker Improvement through Secondary Education (WISE) participants and BEST and WISE examination results. Statistics on training places taken up by BEST and WISE participants by type of center are also given. Section VI, on trade testing and certification, includes data on candidature by type of test and course level. Section VII provides lists of ongoing full-time courses, ongoing apprenticeship courses, and discontinued full-time courses, as well as data on costs and expenditures. (YLB)

 * Reproductions supplied by EDRS are the best that can be made *
 * from the original document. *

ED357168

BEST COPY AVAILABLE

KEY STATISTICS ON TECHNICAL EDUCATION & TRAINING



Institute of Technical Education, Singapore (inaugurated on 1 Apr 92)

CE 063 309

U.S. DEPARTMENT OF EDUCATION
Office of Educational Research and Improvement
EDUCATIONAL RESOURCES INFORMATION
CENTER (ERIC)

This document has been reproduced as received from the person or organization originating it
 Minor changes have been made to improve reproduction quality

• Points of view or opinions stated in this document do not necessarily represent official OERI position or policy

"PERMISSION TO REPRODUCE THIS MATERIAL HAS BEEN GRANTED BY

Holt Rinehart & Winston

TO THE EDUCATIONAL RESOURCES INFORMATION CENTER (ERIC)."



With the Compliments

of

The Director & Chief Executive Officer
Institute of Technical Education
PSA Building
460 Alexandra Road
#28-00
Singapore 0511

**KEY STATISTICS
ON
TECHNICAL EDUCATION & TRAINING
1991**

Institute of Technical Education, Singapore
(Inaugurated on 1 Apr 92)

BEST COPY AVAILABLE

PREFACE

KEY STATISTICS ON TECHNICAL EDUCATION & TRAINING documents important statistical data on the technical education & training activities under the purview of the Institute of Technical Education, Singapore (ITE). The ITE was established on 1 Apr 92 to take over the functions of the former Vocational & Industrial Training Board.

KEY STATISTICS ON TECHNICAL EDUCATION & TRAINING is an annual publication of ITE. It was previously known as the "Key statistics on Vocational Training". Data for 1986 and subsequent years have been compiled on a Calendar Year basis while Data for years prior to 1986 are on a Financial Year basis.

For clarification of any data in this publication, please contact the Corporate Planning Department, Institute of Technical Education, Singapore on telephone number 7720864.

CONTENTS

Preface	3
Abbreviations Used	8
Nomenclature	10
Section I — Technical Education & Training in Singapore	
Major Development in 1991	13
Former Vocational Training System	14
New Technical Training System	15
Section II — Full-Time Institutional Training	
Intake by Level (1982 — 1991)	19
Intake by Level and Sex	21
Intake by Level and Race	23
Intake by Qualification	25
Average Enrolment by Level (1982 — 1991)	27
Average Enrolment by Level and Sex	29
Average Enrolment by Qualification	31
Average Enrolment by Level and Race	32
Average Enrolment by Technical Institute	33
Cumulative Output by Level and Sex	35
Cumulative Output by Sector, Trade Cluster and Sex	36

CONTENTS (Cont'd)

Output by Level and Race	37
Output of Courses	38
Section III — Apprenticeship	45
Apprenticeship (1982 — 1991)	47
Intake of Apprentices by Sector and Trade Cluster	48
Intake of Apprentices by Level and Race	49
Intake of Apprentices by Qualification	50
Apprentices Completed Training in 1991 by Sector and Trade Cluster	53
Section IV — Continuing Education and Training	54
Training Places taken up under Continuing Skills Training and Education (1987 — 1991)	
Training Places taken up under the Continuing Skills Training and Continuing Education Courses by Level	
Section V — Worker Education	57
Training Places taken up by BEST Participants by Level (1983 — 1991)	59
Examination Results of BEST Participants (1983 — 1991)	61
Training Places taken up by WISE Participants by Level (1987 — 1991)	63
Examination Results of WISE Participants (1988 — 1991)	64
Training Places taken up by BEST Participants by Type of Centre (1983 — 1991)	65
Training Places taken up by WISE Participants by Type of Centre (1987 — 1991)	

CONTENTS (Cont'd)

Section VI — Trade Testing and Certification

Candidature by Type of Test/Exam (1982 — 1991)	70
Candidature by Course Level (1982 — 1991)	71
Distribution of Candidatures and Passes by Type of Test/Exam	73
Number Certified through the Institutional, Public and Modular Trade Test	74

Section VII — Miscellaneous

List of On-going Full-Time Courses (as at 1991)	76
List of On-going Full-Time Courses by Sector and Trade Cluster (as at 1991)	78
List of On-going Apprenticeship Courses by Sector and Trade Cluster (as at 1991)	80
List of Discontinued Full-Time Courses (as at 1991)	82
Cost of Training per trainee per year (FY 86 — FY90)	87
Expenditure in the VITB Ordinary Budget (FY86 — FY90)	88

ABBREVIATIONS USED

BEST	Basic Education for Skills Training
BM4	BEST Module 4
BST	Basic Skills Training
BVT	Basic Vocational Training
CBS	Certificate in Business Studies
CoC	Certificate of Competency
COS	Certificate in Office Skills
CoVT	Certificate of Vocational Training
CVE	Certificate in Vocational Education
Diploma	Diploma in Applied Arts
ITC	Industrial Technician Certificate
MOST	Modular Skills Training
NTC-1	National Technical Certificate Grade 1
NTC-2	National Technical Certificate Grade 2
NTC-3	National Technical Certificate Grade 3
PCBS	Preliminary Certificate in Business Studies
PCVA	Professional Certificate in Vocational Administration

ABBREVIATIONS USED (Cont' J)

PTT		Public Trade Test
PVT		Pre-Vocational Training
WISE		Worker Improvement through Secondary Education
ITE/AMK	[AMKVI]	ITE Ang Mo Kio
ITE/BK	[BKVI]	ITE Bedok
ITE/BM (C1)	[BMVI]	ITE Bukit Merah (Campus 1)
ITE/BM (C2)	[BVI]	ITE Bukit Merah (Campus 2)
ITE/BR (C1)	[SVI]	ITE Balestier (Campus 1)
ITE/BR (C2)	[MNV]	ITE Balestier (Campus 2)
ITE/BR (C3)	[KKVI]	ITE Balestier (Campus 3)
ITE/BS	[NIC]	ITE Bishan
ITE/CT	[CIC]	ITE Clementi
ITE/GS	[GSVI]	ITE Geylang Serai
ITE/JR	[JVI]	ITE Jurong
ITE/MP	[STI]	ITE MacPherson
ITE/PP	[PPVI]	ITE Pasir Panjang
BTVI		Boys' Town Vocational Institute

* Institute names in parenthesis [] were the former names of the respective institutes

BEST COPY AVAILABLE

NOMENCLATURE

Intake

Intake refers to the total number of trainees admitted to a course at a specific intake exercise.

Average Enrolment

Enrolment refers to the total number of trainees at a particular point in time when the count is taken. Average Enrolment refers to the mean of enrolment for a given period.

Output

Output refers to the number of trainees who have completed training.

Pass Rate

Pass Rate refers to the number of candidates who passed as against the number of candidates.

$$\text{ie Pass Rate} = \frac{\text{Number of candidates who passed the examination}}{\text{Number of candidates who took the examination}} \times 100\%$$

SECTION I

TECHNICAL EDUCATION & TRAINING IN SINGAPORE

J.J.

MAJOR DEVELOPMENT IN 1991

1 UPGRADING VOCATIONAL TRAINING

The VITB released its report on Upgrading Vocational Training in March 1991. The key recommendations made are : course restructuring, more apprenticeship training options, more progression opportunities for VITB graduates, upgrading of the training environment and renaming VITB vocational institutes.

2 MEMORANDUM OF UNDERSTANDING (MOU) BETWEEN VITB AND MINISTRY OF EDUCATION AND SPORTS, BADEN WÜRTTEMBERG, GERMANY

A MOU to establish a five-year co-operation in the field of vocational training was signed in June 1991. The VITB and the Ministry of Education and Sports, Baden Württemberg, Germany affirmed through this ..memorandum their mutual wish to promote, cooperate and develop links in the field of Vocational Training.

3 PEDAGOGIC COURSES FOR INDUSTRY TRAINER

The pedagogic courses for industry trainers were launched in January 1991, in conjunction with the New Apprenticeship System. These courses are being conducted to enhance the pedagogic competence of industry trainers to ensure quality and creditable training.

4 TIME PROGRAMME

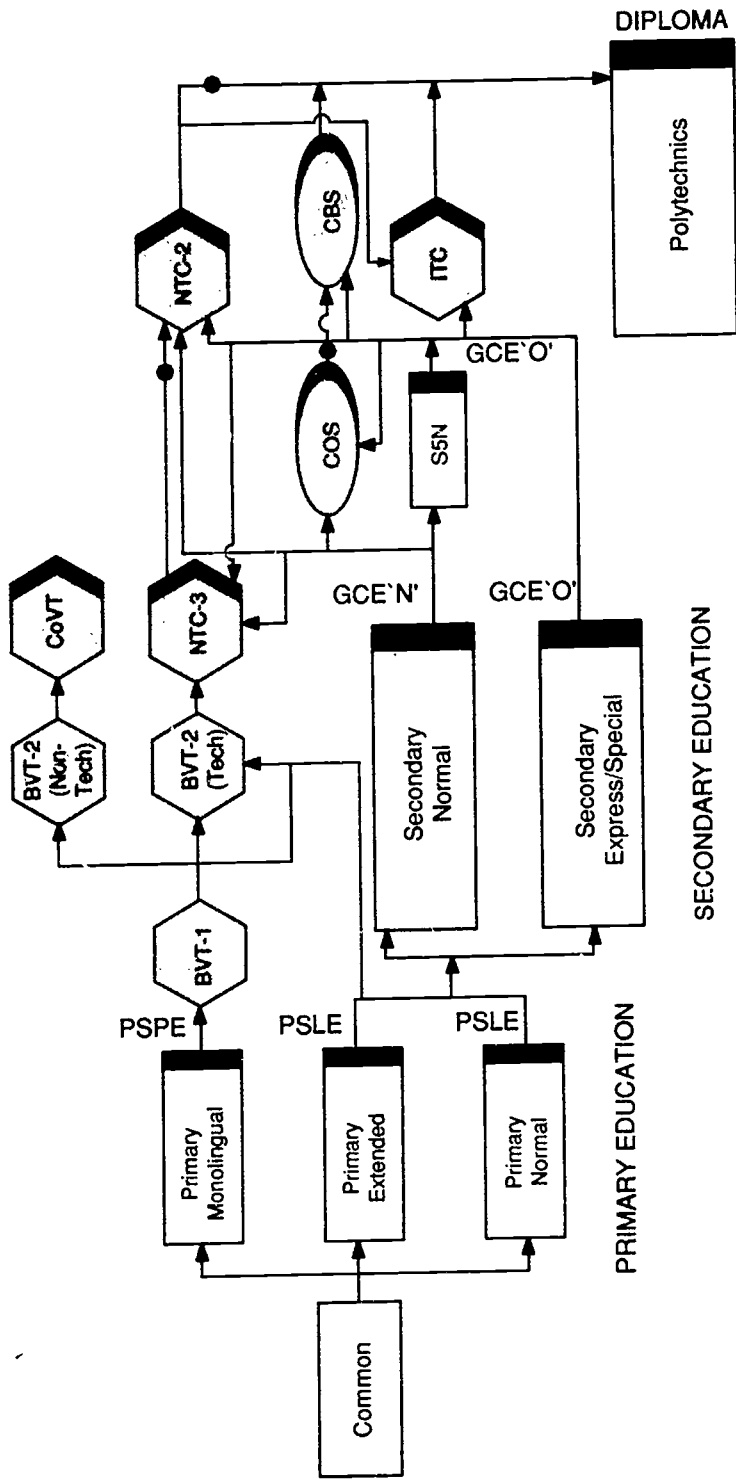
A Training Initiative for Mature Employees (TIME) programme developed jointly with the NTUC was launched in November 1991. It caters to workers aged 40 or older who do not have primary education and wish to upgrade their skills.

5 PUBLIC EXAMINATIONS FOR WISE AND BEST

The 1st series of public examinations for WISE and BEST candidates were held in Aug and Dec 91 respectively. Workers can now sit for the public examinations in BEST module 4 and WISE module 1, 2 and 3 in English Language and Mathematics without having to attend classes. Prior to this scheme, workers must enrol for the course in order to sit for the examinations.

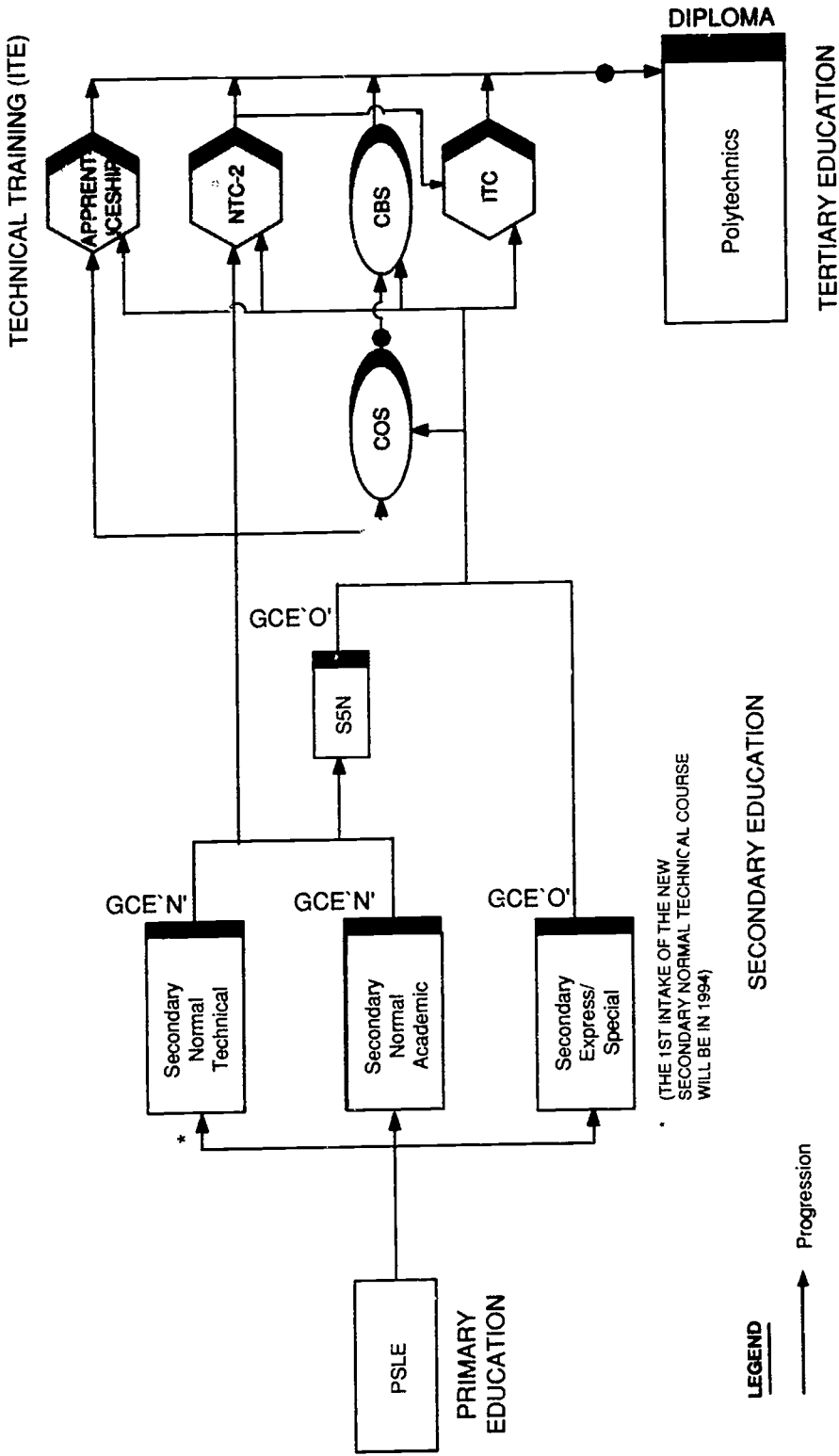
FORMER VOCATIONAL TRAINING SYSTEM

VOCATIONAL TRAINING (VITB)



13

NEW TECHNICAL TRAINING SYSTEM



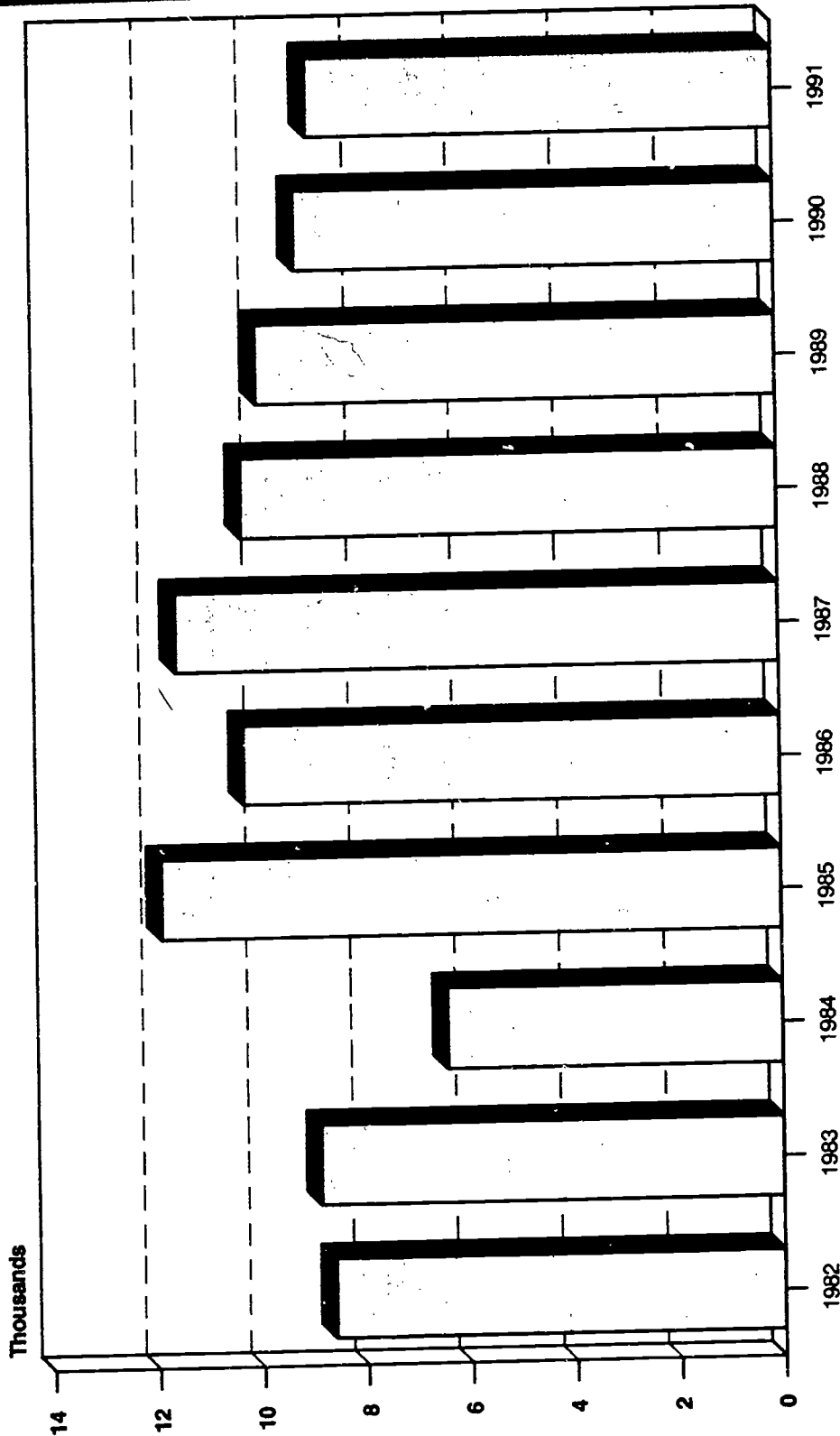
SECTION II

FULL-TIME INSTITUTIONAL TRAINING

13

17

INTAKE (1982 — 1991)



INTAKE BY LEVEL (1982 — 1991)

Total	8,623	8,881	6,426	11,891	10,291	11,573	10,294	9,982	9,221	8,969
By Course Level										
Diploma #	61	67	65	95	88	82	108	106	—	—
ITC	890	799	656	885	905	1,168	1,336	1,343	1,410	1,326
CBS	407	462	596	531	869	902	1,040	1,098	1,077	1,135
NTC-2	661	545	762	1,076	752	1,241	1,346	1,301	1,370	1,289
PCBS/COS *	336	901	914	851	1,464	1,775	1,529	1,418	1,367	1,219
NTC-3	2,650	2,142	1,363	2,732	1,216	842	646	828	613	592
BST/BVT-2 *	2,242	2,274	1,625	3,290	2,182	2,305	1,845	1,951	1,850	1,721
PVT/BVT-1 *	—	—	142	2,406	2,768	3,247	2,428	1,937	1,534	1,687
CoC	1,355	1,428	224	12	44	—	—	—	—	—
Others	21	263	79	13	3	11	16	—	—	—

The Diploma courses were transferred to Temasek Polytechnic with effect from July 1990.

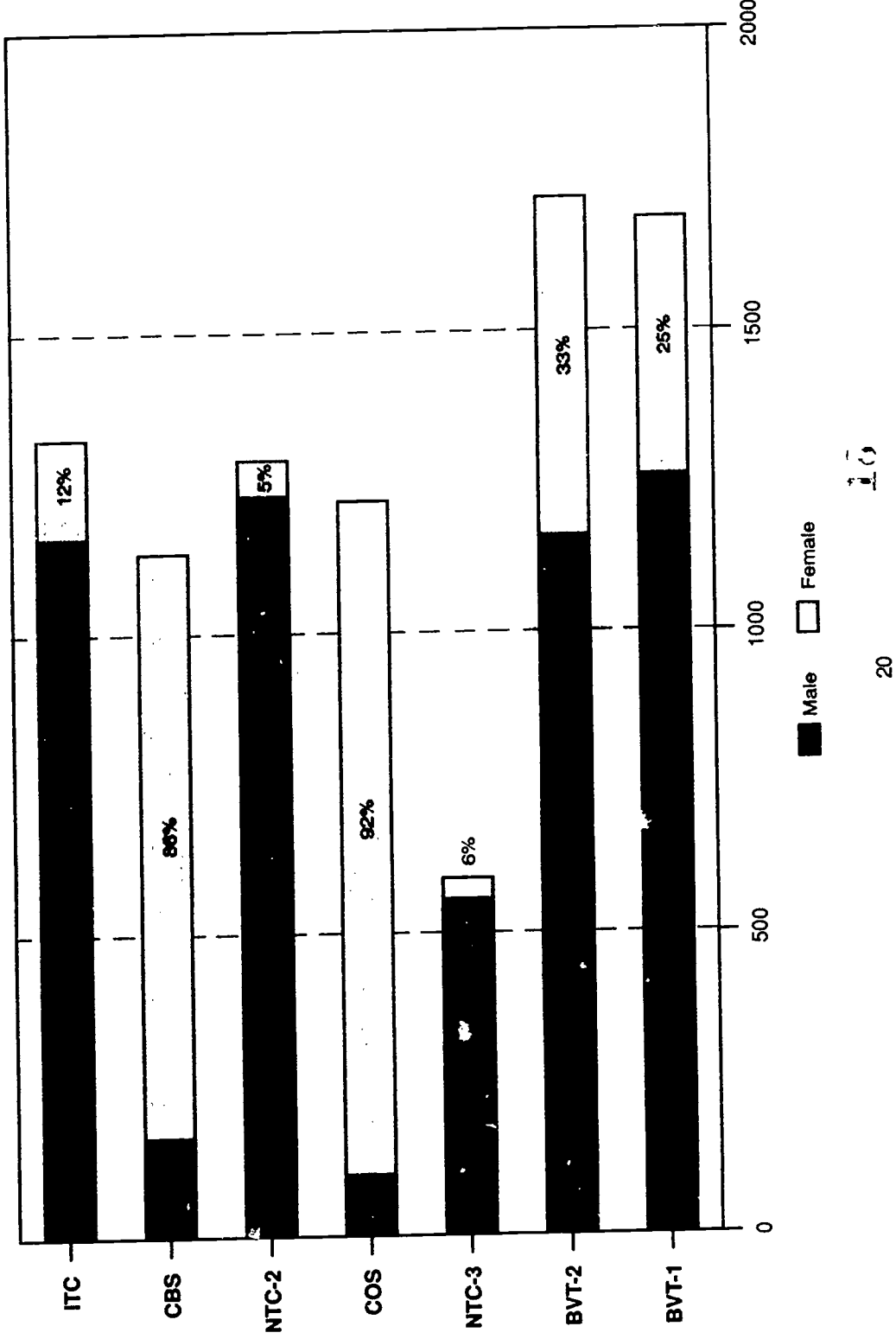
* The PCBS course was renamed COS with effect from July 1989.

The BST course was renamed BVT-2 with effect from January 1989.

The PVT course was renamed BVT-1 with effect from January 1989.

11

INTAKE BY LEVEL AND SEX 1991

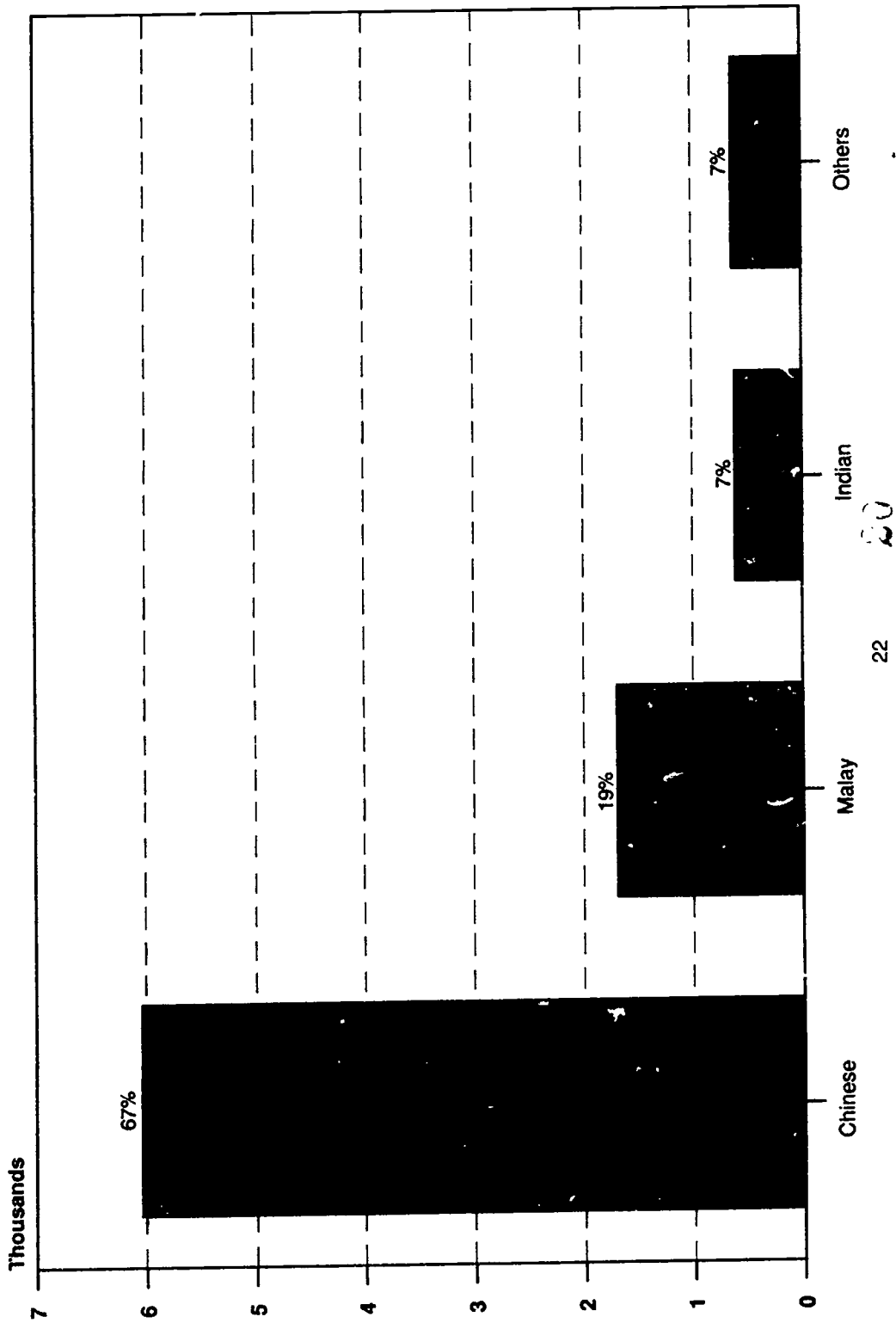


■ Male □ Female

INTAKE BY LEVEL AND SEX

Intake	1991		
	Total	Male	Female
Total	8,969	5,627	3,342
By Course Level			
ITC	1,326	1,161	165
CBS	1,135	164	971
NTC-2	1,289	1,228	61
COS	1,219	101	1,118
NTC-3	592	557	35
BVT-2	1,721	1,158	563
BVT-1	1,687	1,258	429

INTAKE BY RACE 1991



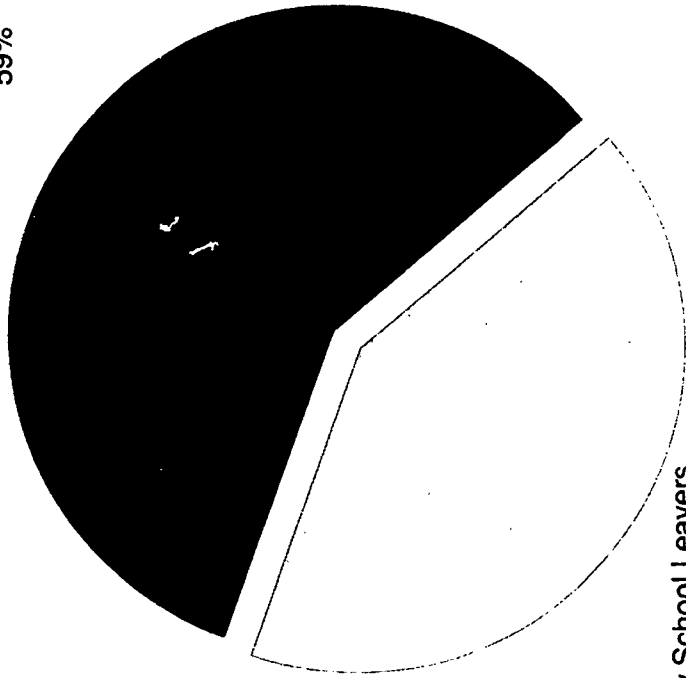
INTAKE BY LEVEL AND RACE

Intake	1991				
	Total	Chinese	Malay	Indian	Others
Total	8,969	6,039	1,694	607	629
By Course Level					
ITC	1,326	1,073	133	49	71
CBS	1,135	927	114	44	50
NTC-2	1,289	734	350	91	114
COS	1,219	868	216	66	69
NTC-3	592	298	219	51	24
BVT-2	1,721	1,022	396	149	154
BVT-1	1,687	1,117	266	157	147

21

**INTAKE BY QUALIFICATION
1991**

Secondary & Above School Leavers
59%



41%
Primary & Premature Secondary School Leavers

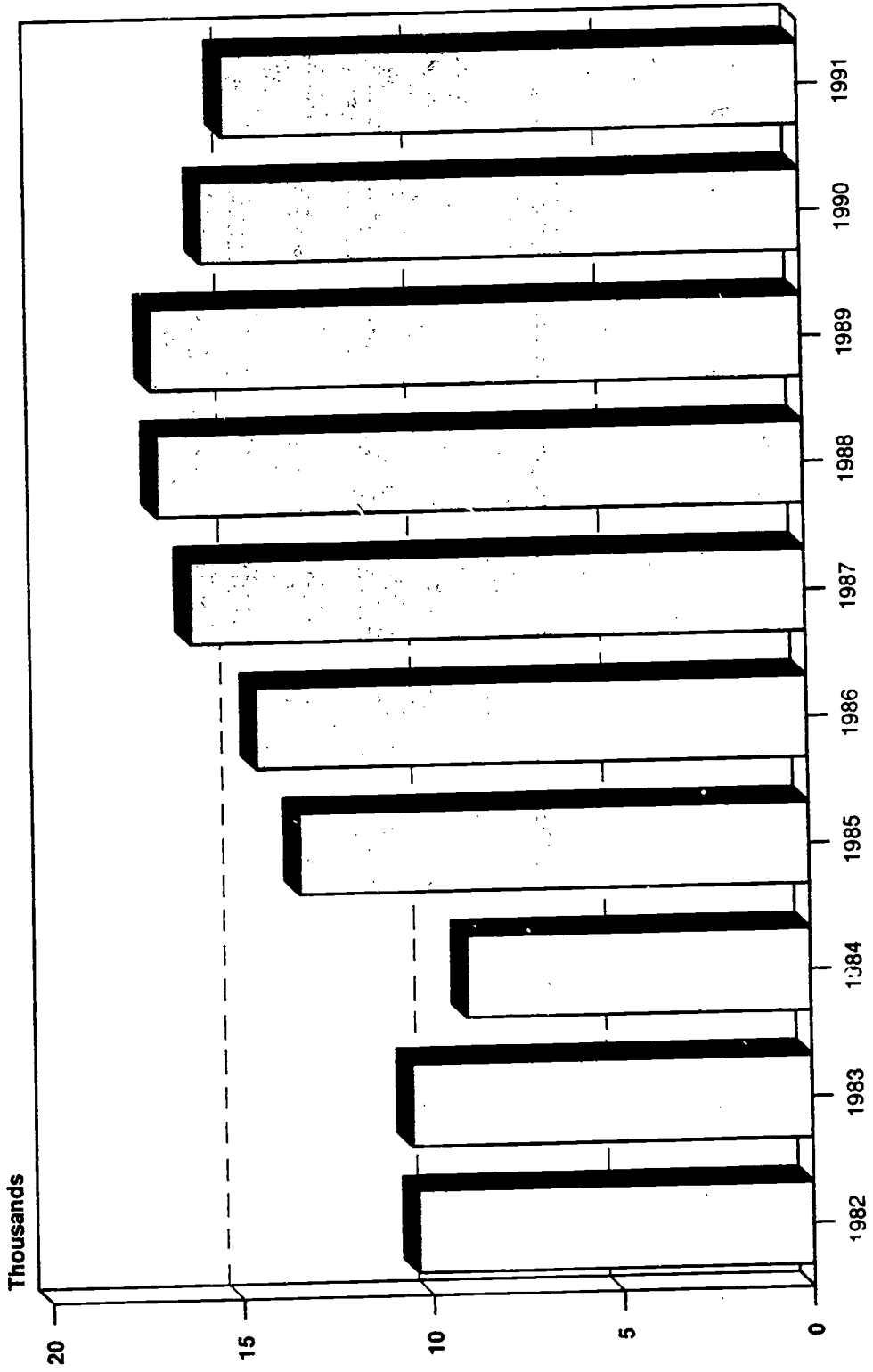
22

INTAKE BY QUALIFICATION

Intake	1991		
	Total	Male	Female
Total	8,969	5,627	3,342
By Educational Qualification			
Below Primary 6	36	36	—
BM4	3	3	—
P8M	1,753	1,318	435
P8E/P6N	1,537	994	543
S1 — S3	390	361	29
S4/GCE 'N'	716	453	263
GCE 'O'	4,528	2,457	2,071
GCE 'A'	6	5	1

20

AVERAGE ENROLMENT (1982 — 1991)



AVERAGE ENROLMENT BY LEVEL (1982 — 1991)

Average Enrolment	1982	1983	1984	1985	1986	1987	1988	1989	1990	1991
Total	10,381	10,508	9,036	13,404	14,496	16,166	16,999	17,133	15,769	15,181
By Course Level										
Diploma #	120	152	167	191	211	238	255	275	—	—
ITC	1,650	1,573	1,366	1,244	1,396	1,664	2,029	2,256	2,319	2,323
CBS	692	909	853	860	1,080	1,380	1,579	1,698	1,811	1,899
NTC-2	562	632	901	1,243	1,629	1,711	2,131	2,434	2,463	2,556
PCBS/COS *	313	597	840	876	1,289	1,448	1,472	1,394	1,296	1,191
NTC-3	4,515	4,042	3,175	3,849	3,396	3,004	3,511	3,679	2,955	2,610
CoVT	—	—	—	—	—	—	—	—	422	240
BST/BVT-2 *	2,082	2,158	1,497	2,958	2,889	3,723	3,722	3,603	3,059	2,782
PVT/BVT-1 *	—	—	136	2,160	2,581	2,983	2,277	1,794	1,444	1,580
CoC	342	357	56	3	11	—	—	—	—	—
Other Commercial Courses	71	—	—	—	—	—	—	—	—	—
Others	34	88	45	20	14	15	23	—	—	—

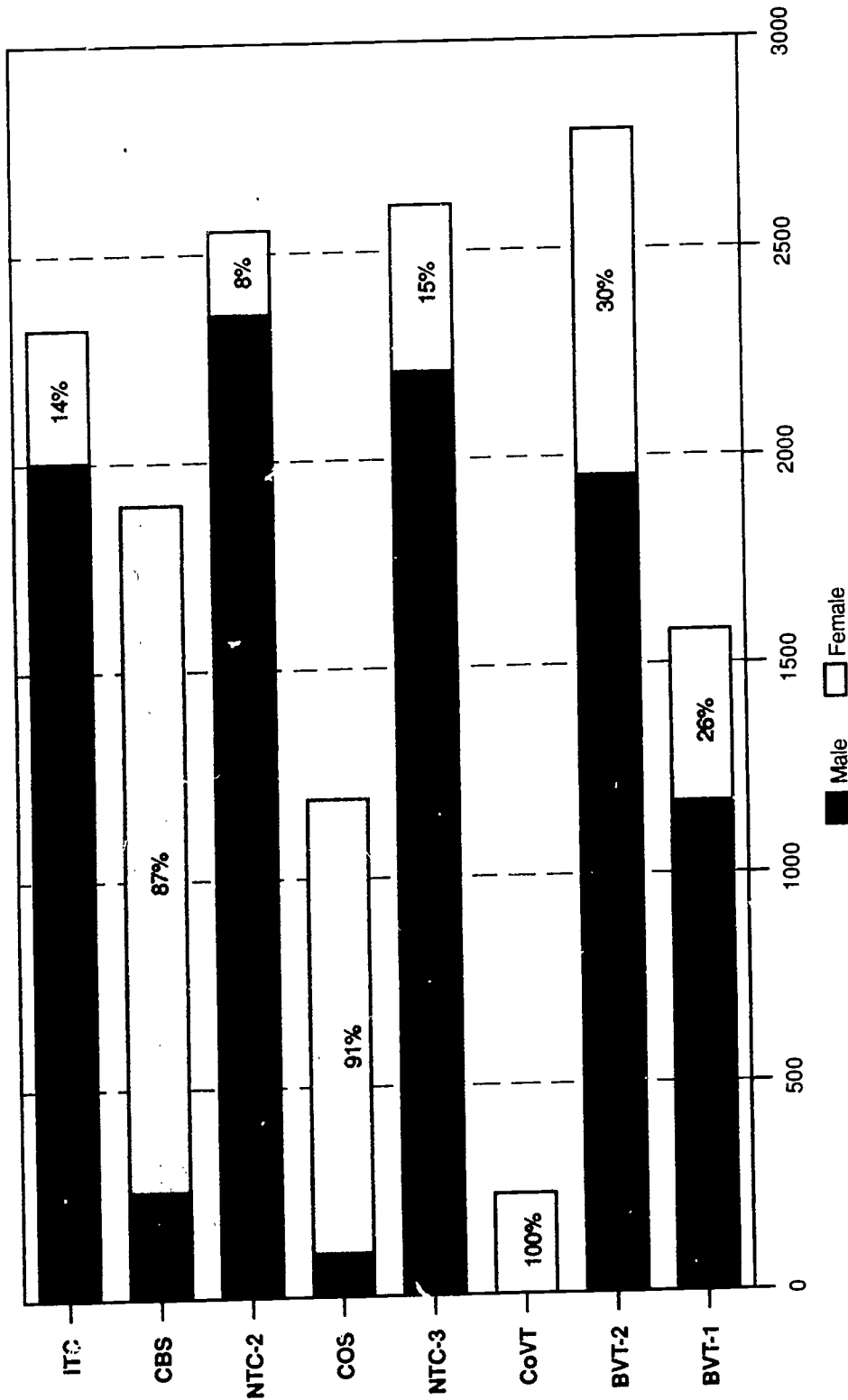
The Diploma courses were transferred to the Temasek Polytechnic with effect from July 1990.

* The PCBS course was renamed COS with effect from July 1989.

The BST course was renamed BVT-2 with effect from January 1989.

The PVT course was renamed BVT-1 with effect from January 1989.

AVERAGE ENROLMENT BY LEVEL AND SEX 1991



28


AVERAGE ENROLMENT BY LEVEL AND SEX

Average Enrolment	1981		
	Total	Male	Female
Total	15,181	10,048	5,133
By Course Level			
ITC	2,323	2,003	320
CBS	1,899	255	1,644
NTC-2	2,556	2,352	204
COS	1,191	104	1,087
NTC-3	2,610	2,210	400
CoVT	240	—	240
BVT-2	2,782	1,953	829
BVT-1	1,580	1,171	409

AVERAGE ENROLMENT BY QUALIFICATION

1991

Secondary & Above School Leavers
52%



48%

Primary & Premature Secondary School Leavers

52%

30

8

AVERAGE ENROLMENT BY QUALIFICATION

Average Enrolment	1991		
	Total	Male	Female
Total	15,181	10,048	5,133
By Educational Qualification			
Below Primary 6	42	42	0
BM4	4	4	0
P8M	4,170	3,165	1,005
P8E/P6N	2,425	1,578	847
S1 — S3	581	542	39
S4/GCE 'N'	804	550	254
GCE 'O'	7,143	4,158	2,985
GCE 'A'	12	9	3

20

AVERAGE ENROLMENT BY LEVEL AND RACE

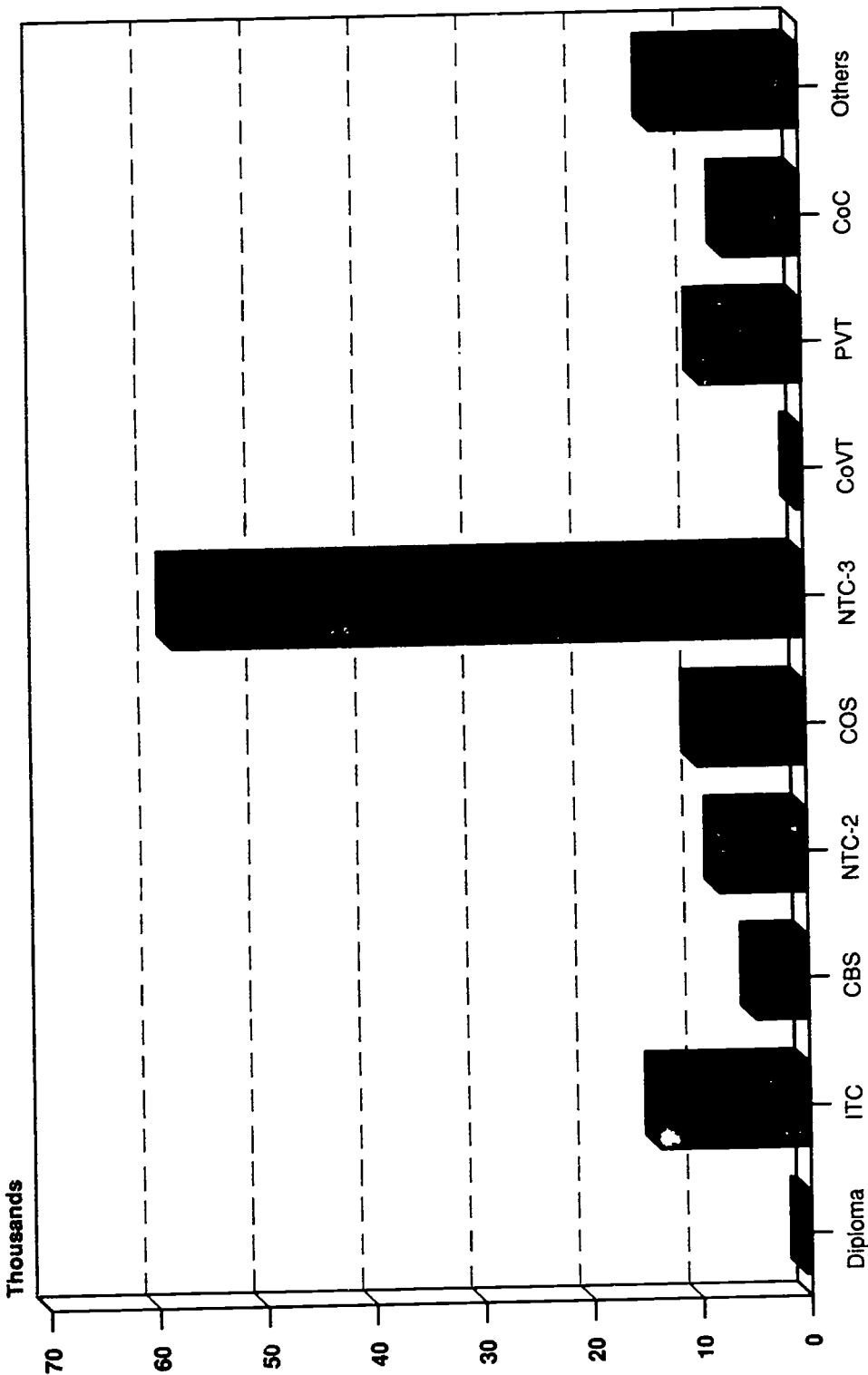
Average Enrolment	1991				
	Total	Chinese	Malay	Indian	Others
Total	15,181	10,539	2,879	946	817
By Course Level					
ITC	2,323	1,928	234	75	86
CBS	1,899	1,579	181	69	70
NTC-2	2,556	1,575	693	147	141
COS	1,191	867	216	52	56
NTC-3	2,610	1,577	659	226	148
CoVT	240	168	46	16	10
BVT-2	2,782	1,797	576	219	190
BVT-1	1,580	1,048	274	142	116

AVERAGE ENROLMENT BY TECHNICAL INSTITUTE

Average Enrolment	1991		
	Total	Male	Female
Total	15,181	10,048	5,133
By Technical Institutes			
ITE/AMK [AMKVI]	1,778	1,304	474
ITE/BK [BKVI]	1,745	1,280	465
ITE/BM (C1) [BMVI]	855	841	14
ITE/BM (C2) [BVI]	192	153	39
ITE/BR (C1) [SVI]	1,117	831	286
ITE/BR (C2) [MNVII]	202	159	43
ITE/BR (C3) [KKVI]	178	137	41
ITE/BS [NIC]	1,573	150	1,423
ITE/CT [CIC]	1,517	209	1,308
ITE/GS [GSVI]	421	386	35
ITE/JR [JVI]	1,409	1,161	248
ITE/MP [STI]	2,323	2,003	320
ITE/PP [PPVI]	1,394	957	437
BTVI	477	477	0

* Institute names in parenthesis [] were the former names of the respective institutes

CUMULATIVE OUTPUT BY LEVEL AND SEX UP TO 1991



CUMULATIVE OUTPUT BY LEVEL AND SEX

Output	Cumulative Output up to 1991		
	Total	Male	Female
Total	126,249	86,985	39,264
By Course Level			
Diploma	493	175	318
ITC	13,775	11,918	1,857
CBS	4,814	783	4,031
NTC-2	8,057	7,187	870
COS	10,051	1,016	9,035
NTC-3	58,231	50,751	7,480
CoVT	611	—	611
PVT	9,382	7,295	2,087
CoC	7,078	6,761	317
Other Commercial Courses	13,757	1,099	12,658

35

CUMULATIVE OUTPUT BY SECTOR, TRADE CLUSTER AND SEX

SECTOR/TRADE CLUSTER	Output in 1991			Cumulative Output Up to 1991		
	Total	Male	Female	Total	Male	Female
	MANUFACTURING					
Precision Engineering	1,105	902	203	15,739	13,409	2,330
Electrical	480	451	29	12,380	11,857	523
Electronics	928	803	125	11,897	10,455	1,442
Automation	173	166	7	583	566	17
Printing	172	143	29	1,876	1,453	423
Woodbased	61	54	7	4,957	4,193	764
Subtotal	2,919	2,519	400	47,432	41,933	5,499
TECHNICAL SUPPORT						
Mechanical & Maintenance	668	604	64	11,537	10,541	996
Automotive	601	599	2	8,468	8,420	48
Drafting & Building Servicing	246	196	50	5,117	4,022	1,095
Marine & Fabrication	151	146	5	9,387	9,164	223
Subtotal	1,666	1,545	121	34,509	32,147	2,362
FINANCE & BUSINESS						
Business Studies	2,015	221	1,794	28,622	2,898	25,724
Subtotal	2,015	221	1,794	28,622	2,898	25,724
SERVICE						
Retail Sales	174	0	174	389	0	389
Hotel/Catering	8	0	8	580	254	326
Garments/Textiles	124	5	119	1,856	381	1,475
Hairstyling	62	4	58	962	96	866
Subtotal	368	9	359	3,787	731	3,056
OTHERS *	—	—	—	11,899	9,276	2,623
TOTAL	6,968	4,294	2,674	126,249	86,985	39,264

* Include the Diploma in Applied Arts courses which were formerly conducted by VITB before they were transferred to the Temasek Polytechnic, and other discontinued courses that are not classified in the trade clusters above

** Refer to page 78 for the list of full-time courses by sector and trade cluster

OUTPUT BY LEVEL AND RACE

Output	1991				
	Total	Chinese	Malay	Indian	Others
Total	6,968	4,962	1,372	364	270
By Course Level					
ITC	1,000	843	94	32	31
CBS	831	709	78	22	22
NTC-2	1,350	903	363	52	32
COS	1,184	880	217	40	47
NTC-3	2,386	1,468	583	205	130
CoVT	217	159	37	13	8

33

OUTPUT OF COURSES

	Output in 1991			Cumulative Output up to 1991		
	Total	Male	Female	Total	Male	Female
On-Going Courses as at 1991						
IITC						
Electrical Engineering	221	193	28	4,108	3,801	307
Electro-Mechanical Engineering	82	76	6	128	117	11
Electronics Engineering	374	303	71	4,237	3,596	641
Mechanical & Electrical Drafting & Design	116	88	28	1,491	1,022	469
Mechanical Engineering	207	195	12	2,090	1,984	106
Subtotal	1,000	855	145	12,054	10,520	1,534
CBS						
Certificate in Business Studies — Accounting	555	111	444	3,321	763	2,558
Certificate in Business Studies — Secretarial Practice	276	3	273	1,493	20	1,473
Subtotal	831	114	717	4,814	783	4,031
NTC-2						
Air-Conditioning & Refrigeration [Air-Conditioning & Refrigeration Mechanics]	33	33	0	441	433	8
Architectural Drafting	54	40	14	427	268	159

30

OUTPUT OF COURSES

	Output in 1991			Cumulative Output up to 1991		
	Total	Male	Female	Total	Male	Female
	Civil/Structural Drafting	18	13	5	234	153
Fashion Garment [Dressmaking]	53	5	48	285	24	261
Electrical Installation & Servicing [Electrical Fitting & Installation]	139	139	0	833	829	4
Electrical Power & Machines	48	47	1	223	217	6
Electronics Servicing(Digital Equipment)	263	247	16	933	859	74
Electronics Servicing (Electronics Instrumentation)	49	45	4	228	213	15
Electronics Servicing(Video Technology) [Electronics Servicing(Video Equipment)]	55	54	1	559	523	36
Electro-Mechanical Servicing	91	90	1	448	443	5
Hairstyling [Hairdressing]	6	3	3	47	20	27
Diesel Engine Mechanics [Heavy Duty Diesel Mechanics]	22	22	0	160	159	1
Mechanical Servicing [Maintenance Fitting]	75	69	6	275	265	10
Motor Vehicle Mechanics	86	86	0	793	788	5
Precision Machining	172	153	19	1,052	954	98

37

OUTPUT OF COURSES

	Output in 1991			Cumulative Output up to 1991		
	Total	Male	Female	Total	Male	Female
Precision Tooling(Injection Mould) [Tool & Die Making(Injection Mould)]	72	69	3	313	302	11
Precision Tooling(Press Tool) [Tool & Die Making(Press Tool)]	47	41	6	273	260	13
Day Release Courses *						
Graphic Reproduction	30	21	9	83	47	36
Offset Printing	37	37	0	107	106	1
Subtotal	1,350	1,214	136	7,714	6,863	851
COS	1,184	107	1,077	10,051	1,016	9,035
Subtotal	1,184	107	1,077	10,051	1,016	9,035
NTC-3						
Air-Conditioning & Refrigeration [Air-Conditioning & Refrigeration Mechanics]	120	111	9	1,209	1,165	44
Building Drafting	19	17	2	1,243	916	327
Building Servicing	39	38	1	470	438	32
Fashion Garment [Dressmaking]	59	0	59	923	7	916

OUTPUT OF COURSES

	Output in 1991			Cumulative Output up to 1991		
	Total	Male	Female	Total	Male	Female
	Electrical Installation & Servicing [Electrical Fitting & Installation]	72	72	0	6,382	6,182
Electronics Servicing	164	154	10	5,777	5,233	544
Furniture Production	48	48	0	910	574	336
General Welding	41	38	3	4,257	4,172	85
Graphic Reproduction	8	8	0	277	194	83
Hairstyling [Hairdressing]	56	1	55	915	76	839
Diesel Engine Mechanics [Heavy Duty Diesel Mechanics]	158	158	0	2,509	2,507	2
Mechanical Servicing [Maintenance Fitting]	440	391	49	8,585	7,771	814
Marine Mechanics [Marine Fitting]	110	108	2	1,117	1,106	11
Precision Machining [Metal Machining]	607	444	163	12,011	9,909	2,102
Motor Vehicle Mechanics	335	333	2	4,555	4,322	33
Offset Printing	23	23	0	456	424	32
Upholstery	13	6	7	349	113	236

30

OUTPUT OF COURSES

	Output in 1991			Cumulative Output up to 1991		
	Total	Male	Female	Total	Male	Female
Day Release Courses *						
Graphic Reproduction	36	17	19	132	72	60
Offset Printing	38	37	1	186	182	4
Subtotal	2,386	2,004	382	52,263	45,563	6,700
CoVT	217	0	217	611	0	611
Subtotal	217	0	217	611	0	611
Other Discontinued Courses **						
Subtotal	—	—	—	38,742	22,240	16,502
Total	6,968	4,294	2,674	126,249	86,985	39,264

* These courses were launched in 1979. They were part-time day-release courses until 1988 when they were captured under full-time statistics as they were conducted using full-time resources and facilities. Cumulative figures reflected were cumulative output from 1988.

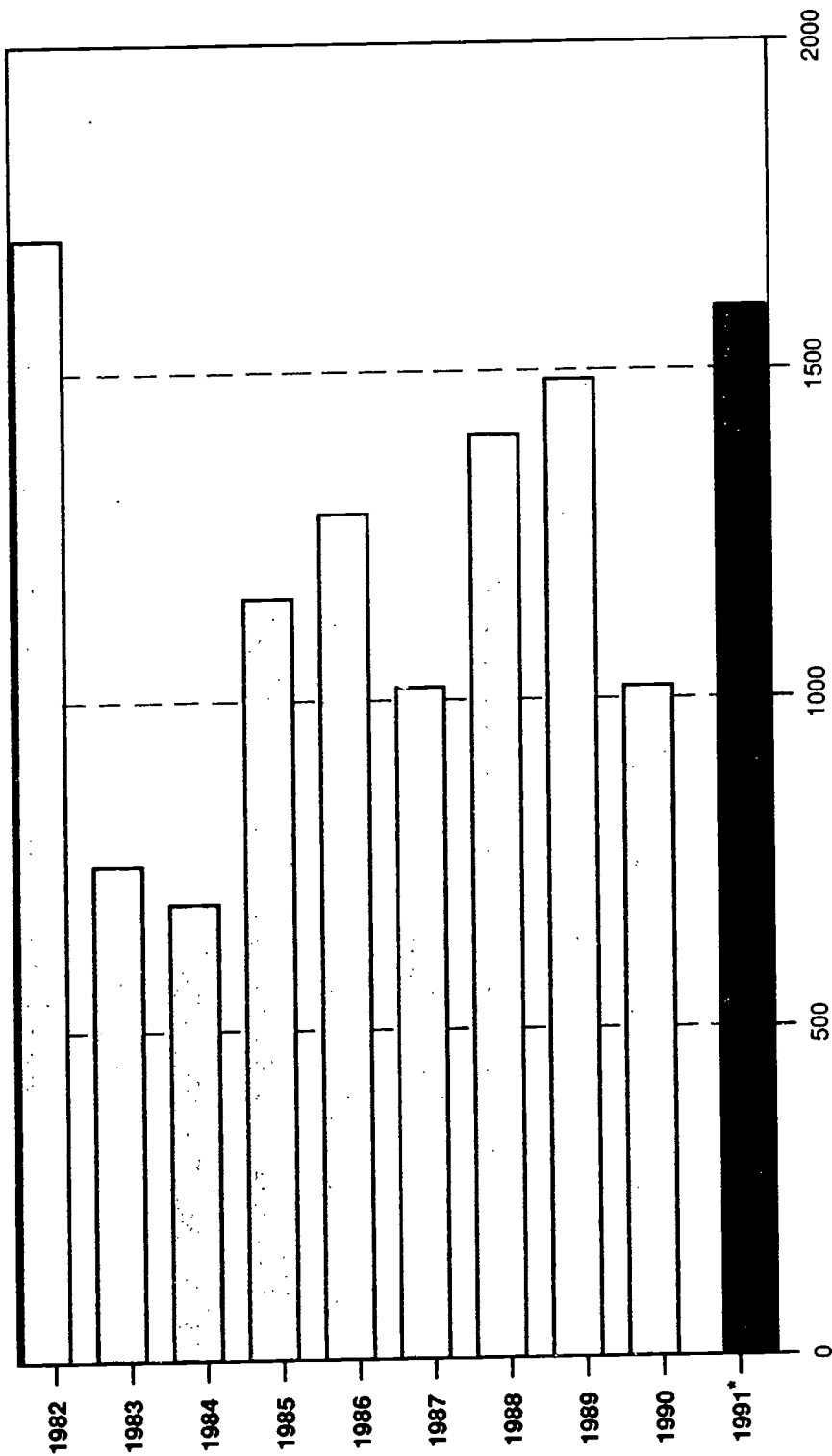
** Readers who are interested in the discontinued courses can refer to page 82 on the list of courses.

*** Course Titles in Parenthesis [] state the former course titles of the respective courses.

SECTION III

APPRENTICESHIP

INTAKE OF APPRENTICES (1982 — 1991)



* Intake of Apprentices under the New Apprenticeship System

APPRENTICESHIP (1982 — 1991)

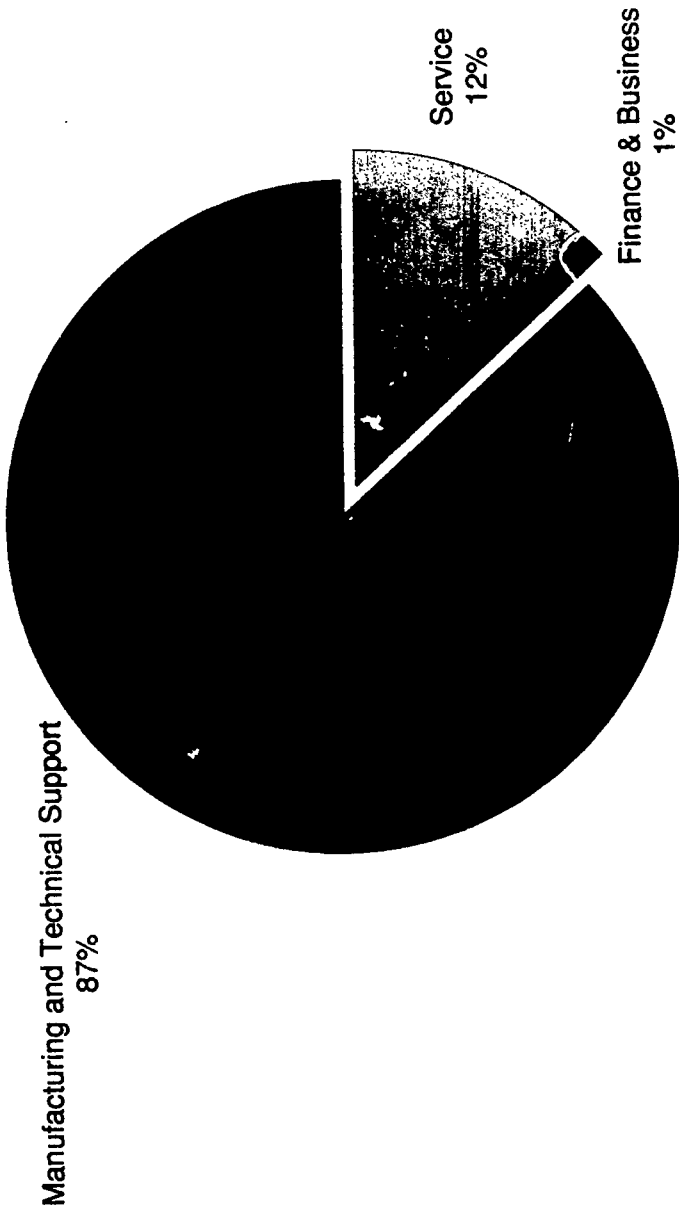
Apprenticeship	1982	1983	1984	1985	1986	1987	1988	1989	1990	1991
Firms participated in apprenticeship as at year end	271	242	173	177	160	192	181	182	209	202
Intake of apprentices *	1,705	752	694	1,157	1,285	1,020	1,404	1,486	1,019	1,594
Apprentices completed training during the year	914	1,428	1,386	891	966	1,171	1,177	1,214	1,071	1,081
Apprentices in training as at year end	3,810	2,849	2,271	2,078	2,272	1,961	2,152	2,350	2,287	2,134

* Exclude Apprentices in the EDB Training Centres/Institutes.

** The New Apprenticeship System was launched in October 1990. The new system is attractive to school leavers who prefer to earn as they learn and employers who have the ability to train their own workers. Key features of the new system are : the need for pedagogic qualified industry trainers, increased level of Skills Development Funds (SDF) training subsidies to employers, and continuing education for apprentices without adequate academic qualification.

43

INTAKE OF APPRENTICES BY SECTOR



INTAKE OF APPRENTICES BY SECTOR AND TRADE CLUSTER

SECTOR	TRADE CLUSTER	1991
MANUFACTURING	Precision Engineering	175
	Electrical	79
	Electronics	33
	Automation	9
	Printing	102
	Woodbased	39
	Subtotal	437
TECHNICAL SUPPORT	Aerospace	324
	Automotive	187
	Marine & Fabrication	360
	Mechanical & Maintenance	76
	Subtotal	947
FINANCE & BUSINESS	Business Studies	21
	Subtotal	21
SERVICE	Garments/Textiles	7
	Hairstyling	8
	Hotel/Catering	110
	Retail Sales	12
	Travel	52
	Subtotal	189
	Total	1,594

• Refer to page 80 for the list of Apprenticeship courses by sector and trade cluster

4. J

INTAKE OF APPRENTICES BY LEVEL AND RACE

Intake	1991				
	Total	Chinese	Malay	Indian	Others
Total	1,594	981	345	221	47
By Course Level					
NTC-2	945	651	195	79	20
COS	21	6	10	4	1
NTC-3	514	260	110	125	19
CoC	50	25	12	9	4
Certificate in Service Skills	64	39	18	4	3

INTAKE OF APPRENTICES BY QUALIFICATION

Intake	1981		
	Total	Male	Female
Total	1,594	1,378	216
By Educational Qualification			
Below Primary 6	1	1	0
BM4	26	23	3
P8M	132	124	8
P8E/P6N/PSLE	220	205	15
S1 — S3	212	194	18
S4/GCE 'N'	299	277	22
GCE 'O'	663	537	126
GCE 'A'	41	17	24

47

APPRENTICES COMPLETED TRAINING IN 1991 BY SECTOR AND TRADE CLUSTER

SECTOR	TRADE CLUSTER	1991
MANUFACTURING	Precision Engineering	189
	Electrical	94
	Printing	124
	Woodbased	42
	Subtotal	449
TECHNICAL SUPPORT	Aerospace	126
	Automotive	59
	Marine & Fabrication	314
	Mechanical & Maintenance	36
	Subtotal	535
SERVICE	Hotel/Catering	97
	Subtotal	97
	Total	1,081




SECTION IV

CONTINUING EDUCATION AND TRAINING

40

51

TRAINING PLACES TAKEN UP UNDER CONTINUING SKILLS TRAINING AND EDUCATION (1987 — 1991)



52

50

*** TRAINING PLACES TAKEN UP UNDER CONTINUING SKILLS TRAINING AND EDUCATION (1987 — 1991)**

	1987	1988	1989	1990	1991
Total	47,550	41,324	44,479	41,685	40,197
By Course					
Continuing Skills Training	15,982	17,371	19,456	20,573	21,043
Continuing Education Courses	31,568	23,953	25,023	21,112	19,154

* The training places taken up are not by headcounts. Training Places will correspond with the number of modules and subjects taken up by participants under the 'MOST' Scheme and continuing education courses.

**TRAINING PLACES TAKEN UP
UNDER THE CONTINUING SKILLS TRAINING AND CONTINUING EDUCATION COURSES BY LEVEL**

1991	
Continuing Skills Training	
Total	21,043
By Level	
ITC	531
NTC-2	5,123
NTC-3	14,981
CoC	107
Other Skills Courses	301

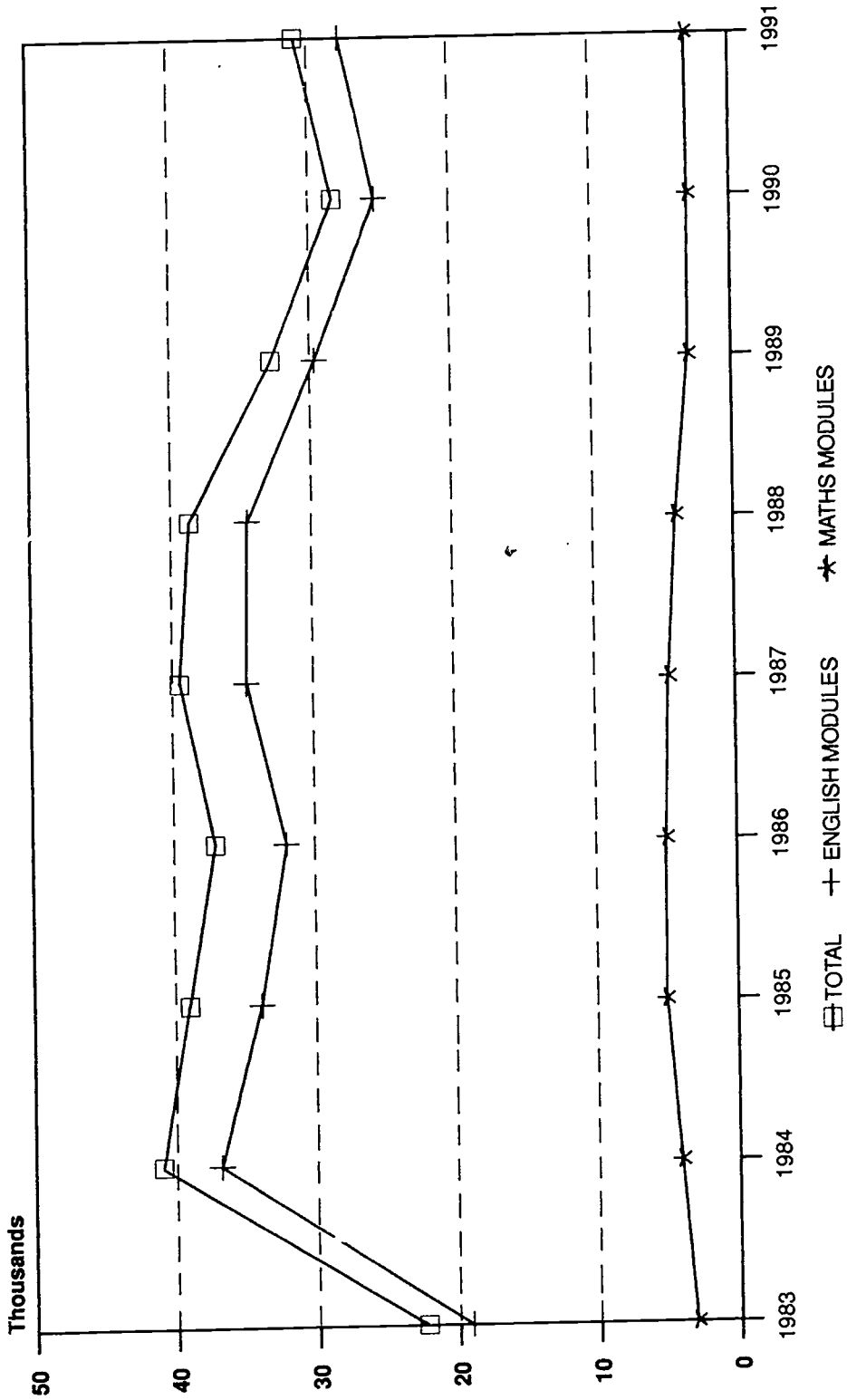
1991	
Continuing Education Courses	
Total	19,154
By Level	
Secondary 1N	1,586
Secondary 2N	1,246
Secondary 3N	1,970
Secondary 4N	3,431
Secondary 5N (Including GCE 'O' Revision)	5,059
Pre-University 1	1,963
Pre-University 2 (Including GCE 'A' Revision)	3,899

SECTION V

WORKER EDUCATION

55

TRAINING PLACES TAKEN UP BY BEST PARTICIPANTS (1983 — 1991)

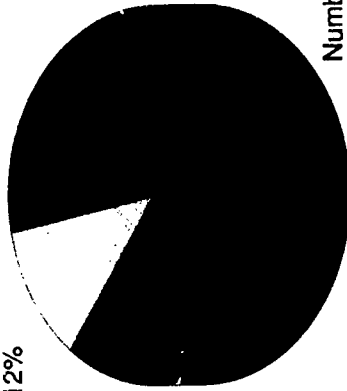


TRAINING PLACES TAKEN UP BY BEST PARTICIPANTS BY LEVEL (1983 — 1991)

BEST Programme	1983	1984	1985	1986	1987	1988	1989	1990	1991
Total	22,247	40,958	38,998	37,059	39,501	38,694	32,787	28,320	30,956
By Type of Module and Level									
ENGLISH MODULES	19,079	36,824	33,880	32,016	34,755	34,556	29,669	25,273	27,766
Module 1	9,018	10,910	7,674	12,326	9,725	11,574	7,564	7,036	7,774
Module 2	4,322	9,584	7,278	6,980	9,429	7,699	6,242	5,898	6,529
Module 3	1,680	7,144	8,427	5,682	7,333	6,326	6,597	5,185	5,579
Module 4	4,059	9,186	10,501	7,028	8,268	8,957	9,266	7,154	7,884
MATHEMATICS MODULES	3,168	4,134	5,118	5,043	4,746	4,138	3,118	3,047	3,190
Module 1	1,377	1,002	829	882	541	662	1,074	472	552
Module 2	524	689	1,345	866	838	604	572	543	446
Module 3	282	856	1,156	1,148	1,216	842	361	525	598
Module 4	985	1,587	1,788	2,147	2,151	2,030	1,111	1,507	1,594

PERFORMANCE OF BEST PARTICIPANTS 1991


Number failed
12%



Number passed
88%

English Modules

Number failed
26%



Number passed
74%

Mathematics Modules

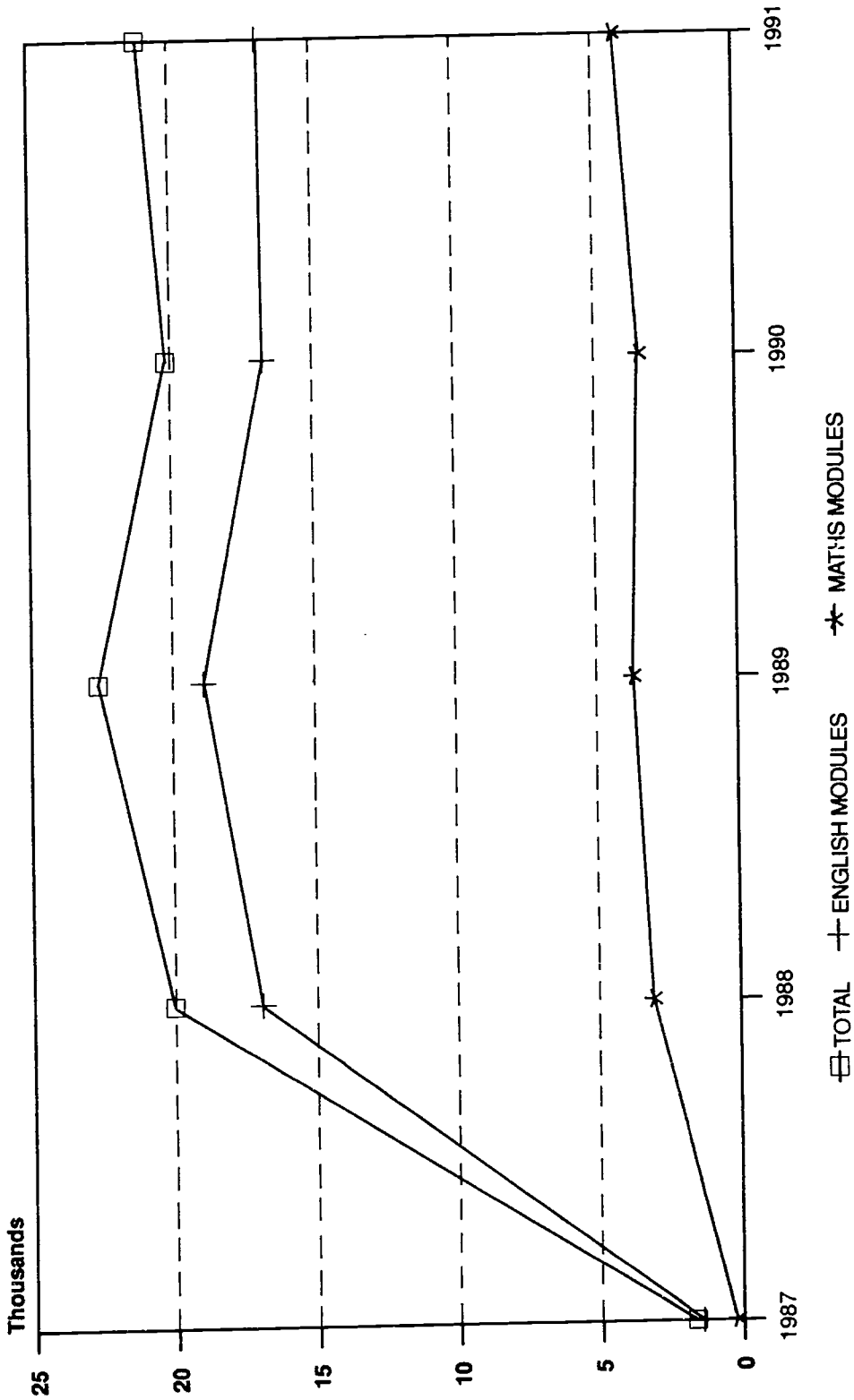
50

58

EXAMINATION RESULTS OF BEST PARTICIPANTS (1983 — 1991)

BEST Programme	1983	1984	1985	1986	1987	1988	1989	1990	1991
ENGLISH MODULES									
Number registered for examination	15,183	30,377	29,343	28,056	30,575	31,503	28,693	25,373	26,506
Number took examination	12,418	22,313	18,824	17,655	18,448	18,695	17,089	16,547	16,404
Number passed examination	11,595	20,542	16,046	14,892	16,128	15,705	14,165	13,458	14,403
Pass Rate	93%	92%	85%	84%	87%	84%	83%	81%	88%
MATHEMATICS MODULES									
Number registered for examination	2,035	3,499	4,344	4,431	3,840	3,762	2,961	2,968	3,163
Number took examination	1,639	2,422	2,943	3,066	2,612	2,401	2,043	2,242	2,214
Number passed examination	1,382	1,984	2,584	2,750	2,241	1,994	1,575	1,761	1,647
Pass Rate	84%	82%	88%	90%	86%	83%	77%	79%	74%

TRAINING PLACES TAKEN UP BY WISE PARTICIPANTS (1987 — 1991)



□ TOTAL + ENGLISH MODULES * MATHS MODULES


TRAINING PLACES TAKEN UP BY WISE PARTICIPANTS BY LEVEL (1987—1991)

WISE Programme	1987	1988	1989	1990	1991
Total	1,643	20,041	22,652	20,178	21,148
By Type of Module and Level					
ENGLISH MODULES	1,407	16,935	18,928	16,748	16,899
Module 1	1,215	9,089	5,176	5,761	5,905
Module 2	192	5,211	4,565	3,905	4,501
Module 3	—	2,130	5,422	3,749	3,756
Module 4	—	505	3,765	3,333	2,737
MATHEMATICS MODULES	236	3,106	3,724	3,430	4,249
Module 1	210	1,707	1,250	1,204	1,550
Module 2	26	992	820	880	1,194
Module 3	—	353	1,018	766	878
Module 4	—	54	636	580	627

19

PERFORMANCE OF WISE PARTICIPANTS 1991


Number failed
14%



Number passed
86%

English Modules

Number failed
29%



Number passed
71%

Mathematics Modules

EXAMINATION RESULTS OF WISE PARTICIPANTS (1988 — 1991)

WISE Programme	1988	1989	1990	1991
ENGLISH MODULES				
Number registered for examination	8,624	16,213	12,897	13,666
Number took examination	5,633	11,054	8,586	8,803
Number passed examination	5,512	10,127	7,591	7,550
Pass Rate	98%	92%	88%	86%
MATHEMATICS MODULES				
Number registered for examination	1,640	3,174	2,803	3,265
Number took examination	1,096	2,158	1,898	2,270
Number passed examination	872	1,725	1,365	1,608
Pass Rate	80%	80%	72%	71%

62

TRAINING PLACES TAKEN UP BY BEST PARTICIPANTS BY TYPE OF CENTRE (1983 — 1991)

BEST Programme	1983	1984	1985	1986	1987	1988	1989	1990	1991
Total	22,247	40,958	38,998	37,059	39,501	38,694	32,787	28,320	30,956
By Type of Module and Centre									
ENGLISH MODDULES:	19,079	36,824	33,880	32,016	34,755	34,556	29,669	25,273	27,766
Companies	9,794	15,175	11,429	12,403	14,947	13,721	10,443	9,317	9,313
NTUC/PAP	5,377	13,056	13,748	12,100	11,464	11,025	9,210	6,592	6,637
VITB	1,692	2,444	3,561	3,161	4,503	6,747	7,185	7,832	10,329
Ministry of Defence	2,216	6,149	5,142	4,352	3,841	3,063	2,831	1,532	1,487
MATHEMATICS MODDULES	3,168	4,134	5,118	5,043	4,746	4,138	3,118	3,047	3,190
Companies	1,553	1,967	2,350	2,448	1,965	1,460	1,065	1,170	1,342
NTUC/PAP	924	1,262	1,990	1,780	1,423	952	594	300	342
VITB	691	905	778	815	1,358	1,726	1,459	1,577	1,506

62

TRAINING PLACES TAKEN UP BY WISE PARTICIPANTS BY TYPE OF CENTRE (1987 — 1991)

WISE Programme	1987	1988	1989	1990	1991
Total	1,643	20,041	22,652	20,178	21,148
By Type of Module and Centre					
ENGLISH MODULES	1,407	16,935	18,928	16,748	16,899
Companies	622	8,103	8,409	6,968	6,031
NTUC/PAP	340	3,017	3,648	2,921	2,907
VITB	373	5,815	6,871	6,859	7,961
Ministry of Defence *	72	—	—	—	—
MATHEMATICS MODULES	236	3,106	3,724	3,430	4,249
Companies	49	956	1,075	896	830
NTUC/PAP	31	243	312	217	306
VITB	156	1,907	2,337	2,317	3,113

* From 1988, Ministry of Defence is subsumed under company centres.

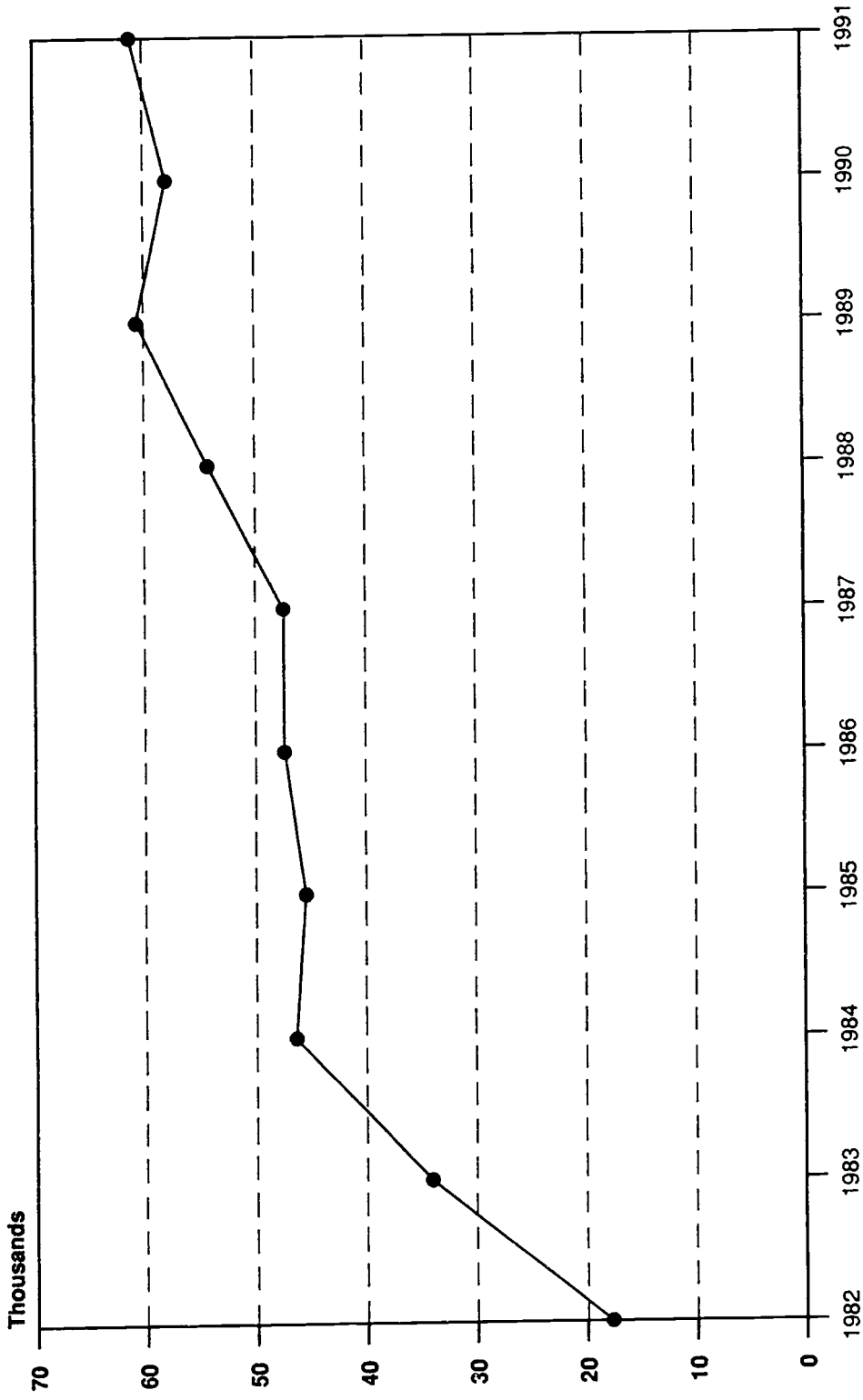
SECTION VI

TRADE TESTING AND CERTIFICATION

03

67

CANDIDATURE FOR EXAMINATION AND TRADE TESTING (1982 — 1991)



CANDIDATURE BY TYPE OF TEST/EXAM (1982 — 1991)

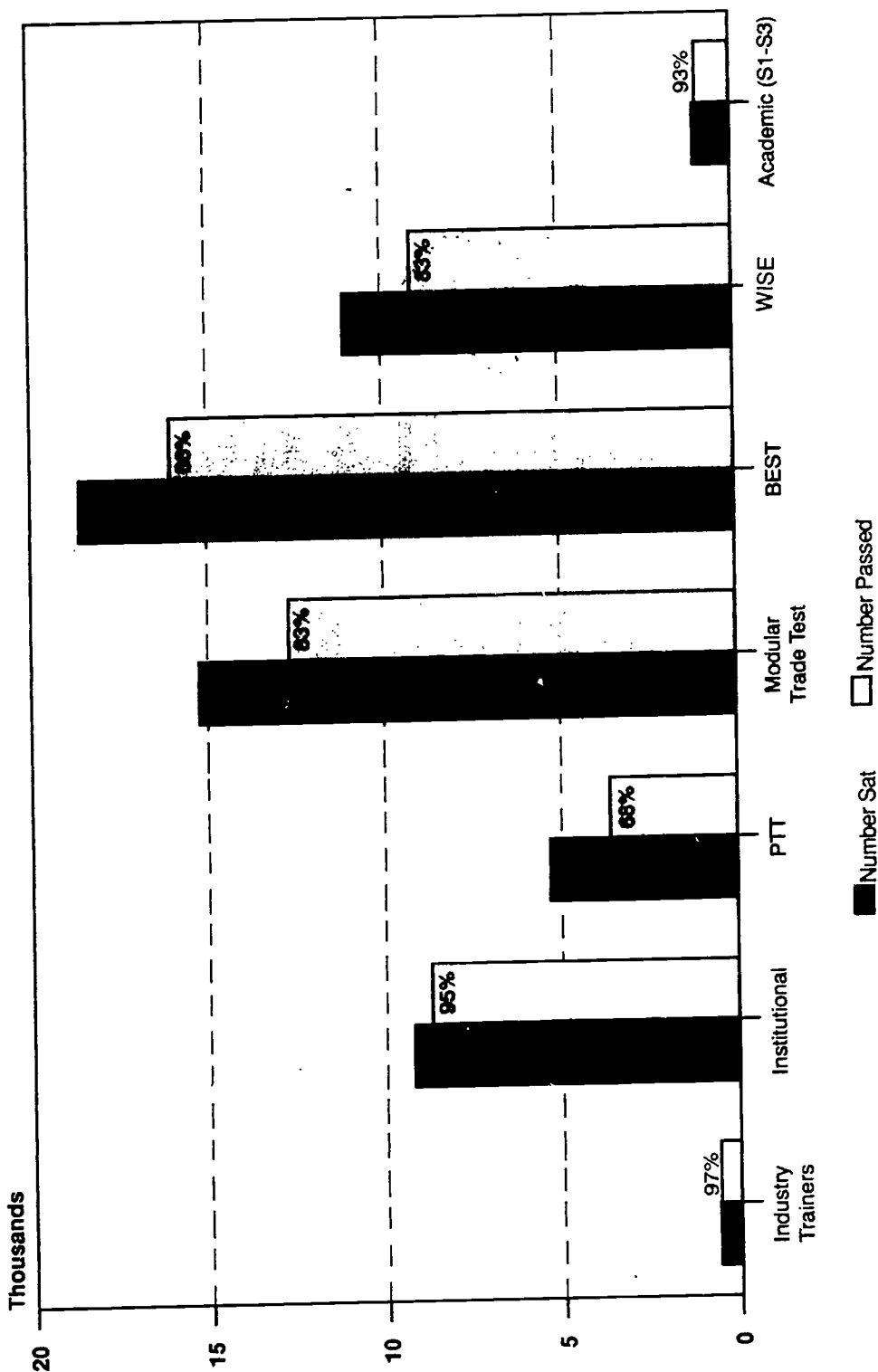
Candidature (Number Set)	1982	1983	1984	1985	1986	1987	1988	1989	1990	1991
Total	17,668	33,978	46,369	45,445	47,369	47,396	54,227	60,646	57,909	61,164
By Type of Test/Exam										
Institutional+	6,987	7,476	7,839	10,326	12,215	11,789	11,160	9,531	9,793	9,218
Public Trade Test	8,032	7,545	6,431	5,414	4,396	4,425	4,321	4,771	3,631	5,330
Modular Trade Test	—	2,121	4,142	4,598	7,038	8,359	9,491	12,777	14,000	15,247
BEST	555	14,057	24,735	21,767	20,721	21,060	21,096	19,132	18,789	18,618
WISE	—	—	—	—	—	—	6,729	13,212	10,484	11,073
Academic (S1 — S3)	2,060	2,359	2,768	2,880	2,779	1,634	1,399	1,203	1,132	1,067
Industry Trainers	—	—	—	—	—	—	—	—	—	592
CVE	34	310	247	321	184	82	10	6	7	—
PCVA	—	—	—	—	—	—	—	—	7	—
Others	—	110	207	139	36	47	21	14	66	19

+ Includes candidates from the Government Training Centres and Approved Training Centres.

CANDIDATURE BY COURSE LEVEL (1982 — 1991)

Candidature (Number Set)	1982	1983	1984	1985	1986	1987	1988	1989	1990	1991
Total	17,668	33,978	46,369	45,445	47,369	47,396	54,227	60,646	57,909	61,164
By Course Level										
Diploma	—	37	33	65	68	66	80	81	85	—
NTC-1	—	—	—	—	—	—	14	21	19	28
ITC	936	827	824	764	901	1,420	1,357	1,556	1,709	1,418
CBS	449	370	548	536	537	469	762	729	802	831
NTC-2	3,153	3,246	3,153	2,613	2,876	3,531	3,269	3,711	3,511	3,425
NTC-2 (Modular)	384	210	970	—	—	—	155	1,198	1,417	2,165
PCBS/COS	9,290	9,583	7,887	8,538	8,193	6,258	1,542	1,435	1,279	1,200
NTC-3	—	2,121	4,142	4,598	7,038	8,359	9,336	11,500	12,497	13,028
NTC-3 (Modular)	—	—	—	—	—	—	—	—	394	217
CoVT	—	—	112	1,885	2,362	2,719	2,105	—	—	—
PVT	807	748	743	418	424	396	222	231	189	221
CoC	—	—	—	—	—	—	—	79	86	54
CoC (Modular)	—	—	—	—	—	—	—	—	—	—
BEST	555	14,057	24,735	21,767	20,721	21,060	21,096	19,132	18,789	18,618
WISE	—	—	—	—	—	—	6,729	13,212	10,484	11,073
Academic (S1 — S3)	2,060	2,359	2,768	2,880	2,779	1,634	1,399	1,203	1,132	1,067
Industry Trainers	—	—	—	—	—	—	—	—	—	592
CVE	34	310	247	321	184	82	10	6	7	—
PCVA	—	—	—	—	—	—	—	—	7	—
Certificate in Travel Services (General)	—	—	—	—	—	—	—	—	—	29
Certificate in Retailing (Sales & Customer Service)	—	—	—	—	—	—	—	—	—	97
Others	—	110	207	139	36	47	21	14	66	19

CANDIDATURES AND PASSES BY TYPE OF TEST/EXAM



DISTRIBUTION OF CANDIDATURES AND PASSES BY TYPE OF TEST/EXAM

	1991		
	No. Sat (Candidature)	No. Passed *	Percent Passed
Total	61,164	51,825	85%
By Type of Test/Exam			
Institutional+	9,218	8,713	95%
Public Trade Test	5,330	3,618	68%
Modular Trade Test	15,247	12,699	83%
BEST	18,618	16,050	86%
WISE	11,073	9,158	83%
Academic (S1 — S3)	1,067	995	93%
Industry Trainers	592	574	97%
Others	19	18	95%

Note : * 'Number Passed' refers to candidates issued with certificates (on passing practical and theory or practical only) as well as those issued with statements (i.e. passed theory only)

+ includes candidates from the Government Training Centres and Approved Training Centres.

NUMBER CERTIFIED THROUGH THE INSTITUTIONAL, PUBLIC AND MODULAR TRADE TESTS

	1991			Modular *
	Total	Institutional +	Public	
Total	25,030	8,713	3,618	12,699
By Course Level				
NTC-1	28	28	—	—
ITC	1,296	1,296	—	—
CBS	707	707	—	—
NTC-2	4,522	2,416	532	1,574
COS	1,074	1,074	—	—
NTC-3	16,822	2,804	2,947	11,071
CoVT	209	209	—	—
CoC	252	70	128	54
Certificate in Travel Services (General)	29	29	—	—
Certificate in Retailing (Sales & Customer Service)	91	80	11	—

+ Includes candidates from the Government Training Centres and Approved Training Centres.
 * 'Number certified' through the Modular Trade Tests is not by 'headcount'. A person is counted twice if he has obtained two Module certificates.

SECTION VII

MISCELLANEOUS

111
83

LIST OF ON-GOING FULL-TIME COURSES (AS AT 1991)

Level/Course	Year of Launching	Year of First Output
Industrial Technician Certificate Courses		
Electrical Engineering	1971	1973
Electronics Engineering	1969	1971
Electro-Mechanical Engineering	1988	1990
Mechanical & Electrical Drafting & Design	1971	1973
Mechanical Engineering	1969	1971
Business Studies Courses		
Certificate in Business Studies — Accounting	1981	1983
Certificate in Business Studies — Secretarial Practice	1981	1983
Certificate in Office Skills [Preliminary Certificate in Business Studies]	1981	1981
National Technical Certificate Grade 2 Courses		
Air-Conditioning & Refrigeration [Air-Conditioning & Refrigeration Mechanics]	1981	1981
Architectural Drafting	1981	1981
Civil/Structural Drafting	1982	1982
Fashion Garment [Dressmaking]	1986	1987
Electrical Installation & Servicing [Electrical Fitting & Installation]	1981	1981
Electrical Power & Machines	1984	1985
Electro-Mechanical Servicing	1985	1987
Electronics Servicing (Digital Equipment)	1980	1982
Electronics Servicing (Electronics Instrumentation)	1987	1989
Electronics Servicing (Video Technology)	1983	1984
[Electronics Servicing (Video Equipment)]		
Diesel Engine Mechanics [Heavy Duty Diesel Mechanics]	1985	1987
Mechanical Servicing [Maintenance Fitting]	1985	1987
Motor Vehicle Mechanics	1980	1981

LIST OF ON-GOING FULL-TIME COURSES (AS AT 1991)

Level/Course	Year of Launching	Year of First Output
Precision Machining	1980	1980
Precision Tooling (Injection Mould) [Tool & Die Making (Injection Mould)]	1980	1981
Precision Tooling (Press Tool) [Tool & Die Making (Press Tool)]	1981	1982
National Technical Certificate Grade 3 Courses		
Air-Conditioning & Refrigeration [Air-Conditioning & Refrigeration Mechanics]	1974	1975
Building Drafting	1974	1974
Building Servicing	1986	1986
Fashion Garment [Dressmaking]	1975	1976
Electrical Installation & Servicing [Electrical Fitting & Installation]	1974	1974
Electronics Servicing	1974	1974
Furniture Production	1982	1983
General Welding	1974	1974
Graphic Reproduction	1979	1980
Hairstyling [Hairdressing]	1979	1979
Diesel Engine Mechanics [Heavy Duty Diesel Mechanics]	1974	1974
Mechanical Servicing [Maintenance Fitting]	1974	1974
Marine Mechanics [Marine Fitting]	1975	1975
Precision Machining [Metal Machining]	1974	1974
Motor Vehicle Mechanics	1974	1974
Offset Printing	1974	1974
Upholstery	1975	1976
Basic Vocational Training Courses		
Basic Vocational Training 1st Year	1984	1984
Basic Vocational Training 2nd Year	1980	1981

* Course titles in parenthesis [] state the former course titles of the respective courses.

LIST OF ON-GOING FULL-TIME COURSES BY SECTOR AND TRADE CLUSTER (AS AT 1991)

SECTOR	TRADE CLUSTER	COURSE
MANUFACTURING	PRECISION ENGINEERING	ITC Mechanical Engineering NTC-2 Precision Machining NTC-2 Precision Tooling (Injection Mould) NTC-2 Precision Tooling (Press Tool) NTC-3 Precision Machining
	ELECTRICAL	ITC Electrical Engineering NTC-2/3 Electrical Installation & Servicing NTC-2 Electrical Power & Machines
	ELECTRONICS	ITC Electronics Engineering NTC-2 Electronics Servicing (Digital Equipment) NTC-2 Electronics Servicing (Video Technology) NTC-2 Electronics Servicing (Electronics Instrumentation) NTC-3 Electronics Servicing Certificate of Vocational Training
	AUTOMATION	ITC Electro-Mechanical Engineering NTC-2 Electro-Mechanical Servicing
	PRINTING	NTC-2/3 Graphic Reproduction NTC-2/3 Offset Printing
	WOODBASED	NTC-3 Furniture Production NTC-3 Upholstery

1 / 42

LIST OF ON-GOING FULL-TIME COURSES BY SECTOR AND TRADE CLUSTER (AS AT 1991)

SECTOR	TRADE CLUSTER	COURSE
FINANCE & BUSINESS	BUSINESS STUDIES	CBS (Accounting) CBS (Secretarial Practice) Certificate in Office Skills
		TECHNICAL SUPPORT
AUTOMOTIVE	NTC-2/3 Motor Vehicle Mechanics NTC-2/3 Diesel Engine Mechanics	
DRAFTING & BUILDING SERVICING	ITC Mechanical & Electrical Drafting & Design NTC-2 Architectural Drafting NTC-2 Civil & Structural Drafting NTC-3 Building Drafting NTC-3 Building Servicing	
MARINE & FABRICATION	NTC-3 General Welding NTC-3 Marine Mechanics	
SERVICE	RETAIL SALES	Certificate of Vocational Training
	HOTEL/CATERING	Certificate of Vocational Training
	GARMENTS/TEXTILES	NTC-2/3 Fashion Garment Certificate of Vocational Training
	HAIRSTYLING	NTC-3 Hairstyling

LIST OF ON-GOING APPRENTICESHIP COURSES BY SECTOR AND TRADE CLUSTER (AS AT 1991)

SECTOR	TRADE CLUSTER	COURSE
MANUFACTURING	PRECISION ENGINEERING	NTC-2 Precision Machining
		NTC-2 Precision Optics
		CoC Die-Casting Machine Setting
		CoC Heat Treatment
	ELECTRICAL	NTC-2/3 Electrical Installation & Servicing
		NTC-2 Electrical Power & Machines
	ELECTRONICS	NTC-2/3 Electronics Servicing (Digital Equipment)
	AUTOMATION	NTC-2 Electro-Mechanical Servicing
PRINTING		NTC-2/3 Graphic Reproduction
		NTC-2/3 Offset Printing
WOODBASED		NTC-2/3 Furniture Production
		CoC Woodworking Machine Operations
FINANCE & BUSINESS	BUSINESS STUDIES	Certificate in Office Skills
TECHNICAL SUPPORT	AEROSPACE	NTC-2 Aircraft Mechanics (Electrical & Instruments)
		NTC-2/3 Aircraft Mechanics (Airframe & Engines)
		NTC-2 Aircraft Mechanics (Radar & Communication)
		NTC-3 Aircraft Mechanics (Sheetmetal)
AUTOMOTIVE		NTC-2/3 Motor Vehicle Mechanics
		NTC-2 Diesel Engine Mechanics
		Certificate in Motor Vehicle Inspection



LIST OF ON-GOING APPRENTICESHIP COURSES BY SECTOR AND TRADE CLUSTER (AS AT 1991)

SECTOR	TRADE CLUSTER	COURSE
TECHNICAL SUPPORT	MARINE & FABRICATION	NTC-2/3 Boiler/Pipe Fitting & Servicing NTC-2/3 Marine Mechanics NTC-2/3 Marine Steelwork NTC-2 Welding NTC-2 Watchkeeping NTC-2 Plant Maintenance Mechanics NTC-3 General Welding
		MECHANICAL & MAINTENANCE
SERVICE	RETAIL SALES	Certificate in Retailing (Sales & Customer Service)
	HOTEL/CATERING	NTC-2/3 Food & Beverage
		NTC-2/3 Food Preparation
	GARMENTS/TEXTILES	NTC-2 Front Office Operations
	HAIRSTYLING	NTC-3 Fashion Garment
TRAVEL	NTC-3 Hairstyling	
		Certificate in Travel Services (General)

47

LIST OF DISCONTINUED FULL-TIME COURSES (AS AT 1991)

Level/Course	Year of Final Output
Diploma in Applied Arts Courses*	
Graphic Design	1990
Interior Design	1990
Product Design	N.A.
Industrial Technician Certificate Courses	
Advertising Arts	1981
Air-Conditioning & Refrigeration Engineering	1984
Auto/Industrial Plant Engineering	1980
Automotive Engineering	1984
Fashion Arts	1977
Furniture Design & Production	1984
Industrial Plant Engineering	1982
Interior Design	1980
Letterpress Printing Processes	1976
Offset Litho Printing Processes	1978
Printing Technology (Pre-Press)	1980
Printing Technology (Press Work)	1980
Three-Dimensional Design	1982
National Trade Certificate Grade 2 Courses	
Arc Welding	1986
Electrical Drafting	1982
Electronics Servicing (TV)	1982
Pattern Making	1984
Plumbing & Pipe Fitting	1984
Hairdressing	1991

LIST OF DISCONTINUED FULL-TIME COURSES (AS AT 1991)

Level/Course	Year of Final Output
National Trade Certificate Grade 3 Courses	
Accommodation Operations	1982
Advertising Arts	1975
Applied Sculpture	1975
Binding & Finishing/Bindery	1975
Boiler Pipe Fitting & Servicing	1984
Carpentry	1976
Ceramics Art	1974
Composing/Composer's Work	1979
Electricity	1976
Fabric Design & Printing	1975
Fabric Design & Silkscreen Work	1975
Fashion Arts	1975
Fine Jewellery	1977
Food & Beverage	1981
Furniture Making	1987
Interior Design	1974
Letterpress Printing	1982
Lift & Escalator Mechanics	1986
Lithotype and Work Composing	1976
Machine Woodworking/Woodmachining	1981
Marine Pipe Fitting	1979
Marine Pipe Fitting/Boiler Work	1975
Marine Steelwork	1984
Mechanical Drafting	1982
Men's Tailoring	1990

73

LIST OF DISCONTINUED FULL-TIME COURSES (AS AT 1991)

Level/Course	Year of Final Output
Metal Fabrication	1990
Metal Shipwright/Hull Fabrication/Marine Steelwork	1980
Offset Plate Making	1975
Offset Presswork/Printing Presswork	1982
Offset Reproduction	1982
Pattern Making	1984
Plumbing & Pipe Fitting	1974
Reproduction Photography	1983
Sheetmetal/Metal Fabrication	1975
Shipbuilding Fabrication	1976
Shipwright/Marine Fitting	1977
Steelwork Fabrication	1976
Steelwork/Welding	1982
Watch Repairing	
Business Studies Courses	
Accounts Clerk	1980
Advanced Accounts Clerk	1979
Certificate in Accounting (1st Year)	1979
Certificate in Accounting (2nd Year)	1982
Certificate in Clerical Practice	1981
Commercial Practice	1980
Private Secretary's Certificate	1981
Secretarial Training	1974
School Certificate of Commercial Education	1976

51

LIST OF DISCONTINUED FULL-TIME COURSES (AS AT 1991)

Level/Course	Year of Final Output
Certificate of Competency Courses	
Arc Welding	1974
Barbending	1984
Basic Joinery	1980
Binding & Finishing/Bindery	1984
Bricklaying & Plastering	1974
Bricklaying	1984
Building Carpentry	1984
Cane/Rattanwork	1974
Cane Furniture	1978
Cane Wickerwork	1974
Carpentry Formwork	1974
Carpentry Joinery	1974
Ceramic Arts	1976
Doll & Flowermaking	1974
Dressmaking	1975
Electrical Fitting & Installation	1979
Electrical Wiring	1985
Furniture Upholstery	1974
Industrial Sewing Machine Mechanics	1982
Masonry	1980
Offset Platemaking	1977
Painting & Decorating	1984
Panel Beating	1977
Pipe Fitting	1984

LIST OF DISCONTINUED FULL-TIME COURSES (AS AT 1991)

Level/Course	Year of Final Output
Plastering	1984
Sewing Assistant	1976
Sheetmetal/Metal Fabrication	1977
Shellcraft	1974
Spray Painting	1977
Tiling	1984
Trouser Making	1977
Welding	1977
Woodcarving	1977
Woodworking Machine Operation	1986

* The Diploma in Applied Arts courses were transferred to the Temasek Polytechnic with effect from July 1990. The Product Design course was launched in 1988. The first output was in 1991 at the Temasek Polytechnic.

*** COST OF TRAINING PER TRAINEE PER YEAR (FY86 — FY90)**

	FY86	FY87	FY88	FY89	FY90
Overall	\$4,128	\$3,863	\$4,052	\$4,560	\$5,141
By Course Level					
Diploma	\$5,373	\$5,510	\$6,550	\$7,038	—
ITC	\$5,088	\$4,420	\$4,333	\$4,697	\$5,149
CBS	\$3,172	\$2,884	\$2,910	\$3,135	\$3,541
NTC-2	\$5,291	\$5,063	\$5,033	\$5,519	\$6,411
PCBS/COS +	\$2,714	\$2,696	\$2,877	\$3,173	\$3,416
NTC-3	\$5,044	\$5,171	\$5,000	\$5,637	\$6,376
BST/BVT-2 +	\$3,210	\$3,009	\$3,184	\$3,700	\$4,517
PVT/BVT-1 :	\$3,640	\$3,492	\$4,167	\$4,900	\$5,541

* Excludes depreciation.

+ The PCBS course was renamed COS wef July 1989.

The BST course was renamed BVT-2 wef January 1989.

The PVT course was renamed BVT-1 wef January 1989.

03

EXPENDITURE IN THE VITB ORDINARY BUDGET (FY86 — FY90)

	FY86	FY87	FY88	FY89	FY90
Total	\$71,337,453	\$74,378,924	\$80,884,387	\$88,515,949	\$92,363,094
Expenditure on Manpower	\$57,615,849	\$59,299,726	\$66,450,741	\$72,572,585	\$78,971,965
Other Operating Expenditure	\$13,721,604	\$15,079,198	\$14,433,646	\$15,943,364	\$13,391,129

(14)

BEST COPY AVAILABLE

25