

DOCUMENT RESUME

ED 356 801

IR 054 550

TITLE Texas Public Library Statistics for 1991.
 INSTITUTION Texas State Library, Austin. Dept. of Library Development.
 REPORT NO ISSN-0082-3120
 PUB DATE 92
 NOTE 467p.
 PUB TYPE Statistical Data (110) -- Reports - Descriptive (141)

EDRS PRICE MF01/PC19 Plus Postage.
 DESCRIPTORS Annual Reports; Graphs; Income; *Librarians; Library Circulation; Library Collections; Library Expenditures; Library Facilities; Library Services; *Library Statistics; *Public Libraries; State Libraries; State Programs; State Surveys; Tables (Data)
 IDENTIFIERS *Texas

ABSTRACT

Data in this report were derived from the 1991 annual reports submitted by public libraries in Texas and reflect each library's local fiscal year. The report begins with general information about the Texas State library system, including addresses of agencies and names of administrative personnel. A directory of public libraries and branches is included. Summary statistics for the state public libraries are listed in chart form, with 10 illustrative figures, 13 analytical tables, and 5 figural maps of state libraries. Part IV of this report lists the public libraries by system in a 20-page chart. In Part V, libraries are listed individually in a 194-page table. A listing by county (23 pages, Part VI) completes the breakdown. Characteristics of interest for the Texas libraries are expenditures, income, the size of the library collection, local services and circulation, staffing data, and information about facilities. Three appendixes list library board chairpersons, presidents of Friends of the Library organizations, and the 1991 annual report form and instructions. An index is provided. (SLD)

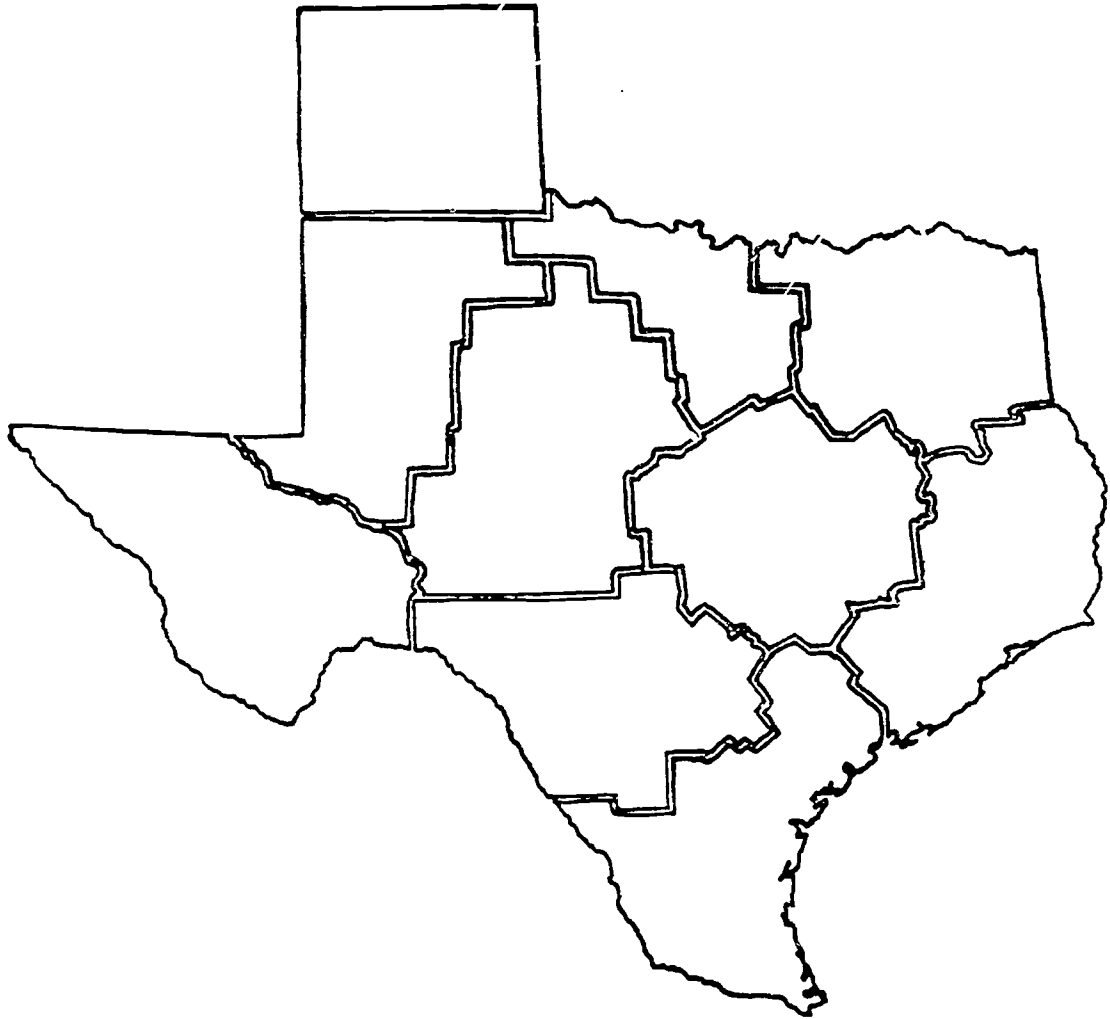
 * Reproductions supplied by EDRS are the best that can be made *
 * from the original document. *

U.S. DEPARTMENT OF EDUCATION
Office of Educational Research and Improvement
EDUCATIONAL RESOURCES INFORMATION
CENTER (ERIC)

- This document has been reproduced as received from the person or organization originating it.
- Minor changes have been made to improve reproduction quality.
- Points of view or opinions stated in this document do not necessarily represent official OERI position or policy.

ED356801

Texas Public Library Statistics for 1991



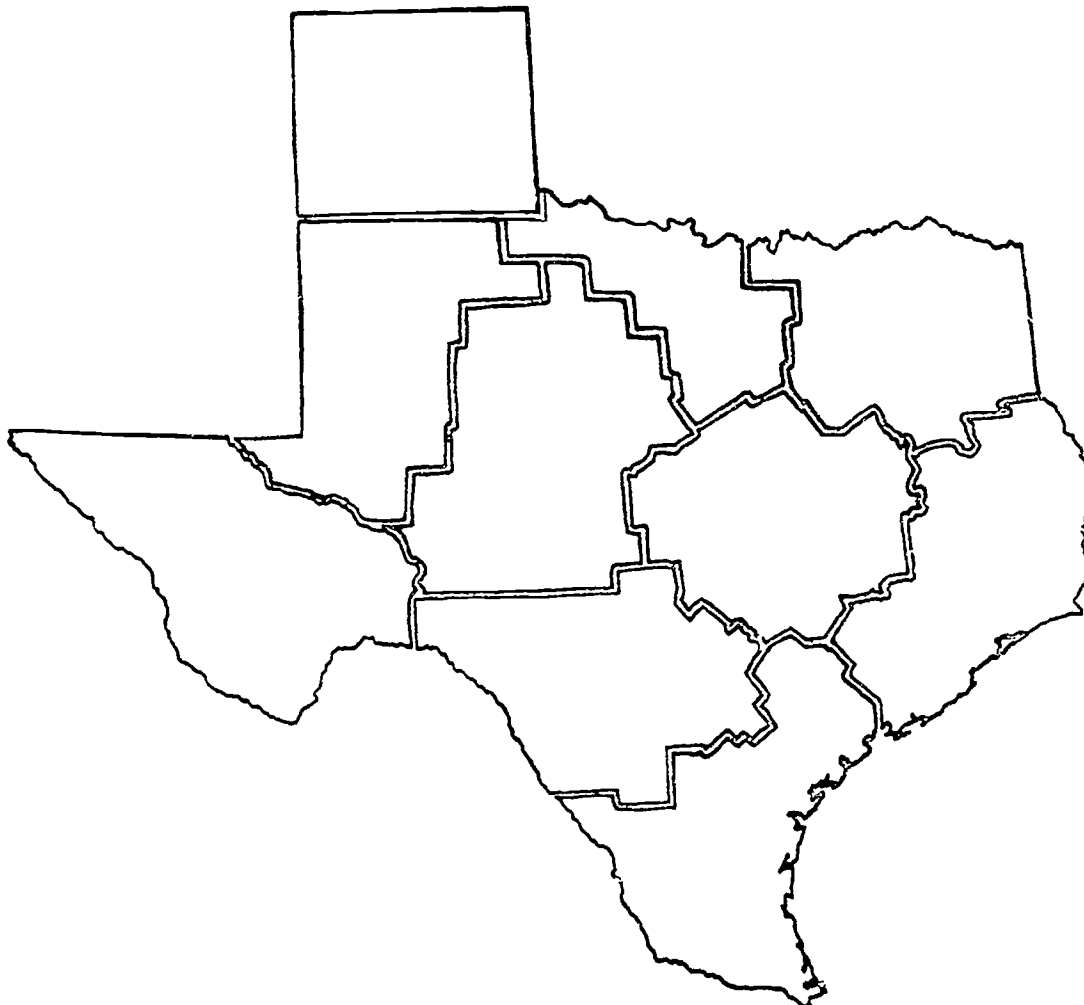
IR 054 550

Texas State Library
Library Development Division

"PERMISSION TO REPRODUCE THIS MATERIAL HAS BEEN GRANTED BY
R.A. Walton

TO THE EDUCATIONAL RESOURCES INFORMATION CENTER (ERIC)."

Texas Public Library Statistics
for 1991



Texas State Library
Library Development Division

Austin, Texas
1992

TEXAS STATE LIBRARY CATALOGING IN PUBLICATION DATA

Texas public library statistics for ...

-- 1968- . -- Austin, Tex. :
Texas State Library, Field Services

Division, 1969-

v. ; 28 cm.

Annual.

"Interim report" issued before each
annual report, 1975-

Issued by: Texas State Library, Field
Services Division, 1968-1972; Texas State
Library, Dept. of Library Development,
1973-1974; Texas State Library, Library
Development Division, 1975-

Continues: Texas public library
statistics.

ISSN 0082-3120 = Texas public library
statistics

1. Public libraries--Texas--Statistics--
Periodicals. I. Texas State Library. Field
Services Division. II. Texas State Library.
Dept. of Library Development. III. Texas
State Library. Library Development Division.

Z732.T25

027.4764

84-640737

OCLC #10330300

AACR2

FOREWORD

The data published in this volume were taken from the 1991 Annual Reports submitted by public libraries in Texas. The statistics reflect each library's 1991 local fiscal year, defined as the fiscal year which includes January 1, 1991.

The membership year noted in the statistics is State Fiscal Year 1993 (September 1, 1992 to August 31, 1993). "Member" indicates that the library met the criteria for membership in the Texas Library System, individually or as part of a federated library system (FLS).

The "population served" figures given for each library were calculated by State Library staff in accordance with the Rules for Administering the Library Systems Act. The basic source used was the 1990 Census of Population and Housing, Summary Population and Housing Characteristics, Texas, No. 1990 CPH-1-45, U.S. Department of Commerce, Bureau of the Census, Issued August 1991.

This year's edition of the Texas Public Library Statistics is basically unchanged from the format of previous years. We have continued to include the Analytical Tables in Section III to be used as a complement to the Guidelines for Texas Public Libraries published by the Public Library Division of the Texas Library Association. We have also included in this edition a series of maps which provide a graphic demonstration of five service inputs and outputs by county. The maps, which can be found in the Summary Statistics part of this report (Section III), were created on Datanet Plus Mapping software created by the State of Minnesota and supplied to the State Library by the U.S. National Commission on Libraries and Information Science of the U.S. Department of Education.

We would like to gratefully acknowledge the efforts made by all public librarians for their cooperation in collecting and reporting the data contained in this volume. We would also like to thank the system coordinators and consultants in the ten Major Resource Systems for their help in gathering and checking the reports from their regions.

Thanks also go to the State Library staff who worked together to produce this report. Hsian-Fen (Tina) Tsao created the master pages and formatted the data. Elizabeth (Bell) Clarke spent many hours reading the Annual Report forms, double-checking the data, consulting with librarians to complete the forms, entering the data into the database, and proofreading the final product. Kay Steed also proofed the report and Elsie Selfridge also entered data. Kay Easter did the formatting and layout of much of the manual. Lisa deGruyter did programming which allowed creation of the analytical tables and the maps in Section III.

Questions concerning this publication and suggestions regarding next year's edition should be directed to the Library Development Division, Texas State Library, Box 12927, Austin, Texas 78711; (512)463-5465.

Mark L. Smith, Library Systems Administrator
Library Development Division
October 1992

CONTENTS


Section		Page
I:	General Information	
	Texas State Library Governing or Advisory Committees	
	Texas State Library and Archives Commission	1
	Library Systems Act Advisory Board.....	1
	Library Services and Construction Act Advisory Council.....	2
	Texas State Library Administrative Directory.....	3
	Map: Texas Library System.....	4
	Directors of Major Resource Centers and System Coordinators.....	5
	Interlibrary Loan Centers in the Texas Library System.....	6
	Regional Historical Resource Depositories	7
	Official State Depository Libraries for Texas State Documents.....	9
Section II:	Directory of Public Libraries and Branches.....	II - 1
Section III:	Summary Statistics	
	Statewide Public Library Statistics.....	III - 2
	Summary Characteristics of Texas Library Systems	III - 4
	Number of Libraries by Population Served.....	III - 6
	Rank Order of Texas Public Libraries by Population Served.....	III - 12
	Analytical Tables.....	III - 22
Section IV:	Public Library Statistics by System	IV - 1
Section V:	Statistics by Library.....	V - 2
Section VI:	Statistics by County.....	VI - 1

Appendix A: Board Chairpersons.....A - 1

Appendix B: Friends Presidents B - 1

Appendix C: 1991 Annual Report Form and Instructions..... C - 1

Index to Directory Section Index - 1



General Information

Texas State Library and Archives Commission

Carolyn P. Armstrong, Chair

P.O. Box 193
Kingsville, Texas 78363
Term expires 9-95

Byron LeFlore, Vice Chair

Jefferson State Bank
P.O. Box 5190
San Antonio, Texas 78284
Term expires 9-93

Jimmy Banks

401 W. 15th Street
Suite 980
Austin, Texas 78701
Term expires 9-95

Barbara Silberberg

6544 Longfellow Drive
Dallas, Texas 75230
Term expires 9-97

James B. Stewart

Victoria Public Library
302 North Main
Victoria, Texas 77901-6592
Term expires 9-97

Harriette Williford Whatley

P.O. Drawer 877
Fairfield, Texas 75840
Term expires 9-93

Texas Library Systems Act Advisory Board

Irene B. Hoadley, Chair

Sterling C. Evans Library
Texas A & M University
College Station, Texas 77843
Term expires 9-93

Chris Albertson

Tyler Public Library
201 S. College Avenue
Tyler, Texas 75702
Term expires 9-95

June Kahler

Texas Education Agency
William B. Travis State Office Building
Austin, Texas 78701
Term expires 9-94

Catherine S. Park

Harris County Public Library
8080 El Rio Street
Houston, Texas 77054-4195
Term expires 9-93

Mary Kay Snell

Amarillo Public Library
P.O. Box 2171
Amarillo, Texas 79189-2171
Term expires 9-95

Library Services and Construction Act Advisory Council on Libraries

Steven L. Brown, Chair
Brazoria County Library System
412 N. Front
Angleton, Texas 77515
Term expires 9-95

E. Dale Cluff, Vice Chair
Texas Tech University Library
Lubbock, Texas 79409-0002
Term expires 9-94

Herbert Canales
Corpus Christi Public Library
805 Comanche
Corpus Christi, Texas 78401
Term expires 9-93

Irene Cordova
Bell Helicopter Textron Inc.
Logistical Technical Publications Library
3000 South Norwood Drive and Trinity
Hurst, Texas 76053
Term expires 9-94

Kathy Dickson
907 Josephine
Sweetwater, Texas 79556
Term expires 9-94

Patrick Heath
Mayor, City of Boerne
P.O. Box 1677
Boerne, Texas 78006-1677
Term expires 9-95

David Henington
Houston Public Library
500 McKinney Avenue
Houston, Texas 77002
Term expires 9-94

Anita Medina
P.O. Box 971
Zapata, Texas 78076
Term expires 9-93

Robert A. Seal
University of Texas at El Paso
El Paso, Texas 79968-0582
Term expires 9-94

Marsha Stites
3716 Peach Creek Drive
Wharton, Texas 77488
Term expires 9-94

Becky Sullivan
Terrell Public Library
301 North Rockwall
Terrell, Texas 75160
Term expires 9-95

Steve Tompkins
1000 West Avenue
Austin, Texas 78701
Term expires 9-93

Herman Totten
2100 Pembroke Place
Denton, Texas 76205-8208
Term expires 9-93

Judy Traylor
Adult & Development Education
Northeast Texas Community College
Mount Pleasant, Texas 75455
Term expires 9-93

Victor Treviño
Pearsall Public Library
222 South Oak Street
Pearsall, Texas 78061
Term expires 9-94

Jo Anne M. Truitt-Moore
Dallas Independent School District
Box 72 / 3700 Ross Avenue
Dallas, Texas 75204-5491
Term expires 9-94

Texas State Library Administrative Directory

Texas State Library
Lorenzo de Zavala State Archives & Library Building
Box 12927
Austin, Texas 78711
FAX: 512/463-5436

William D. Gooch
Director and Librarian
(512/463-5460)

Raymond Hitt
Assistant State Librarian
(512/463-5460)

Catherine W. Lee
Director
Administrative Support Services
(512/463-5474)

Bonnie Grobar
Director
Information Services Division
(512/463-5427)

Charles W. Brown
Director
Automated Information Systems
(512/463-5481)

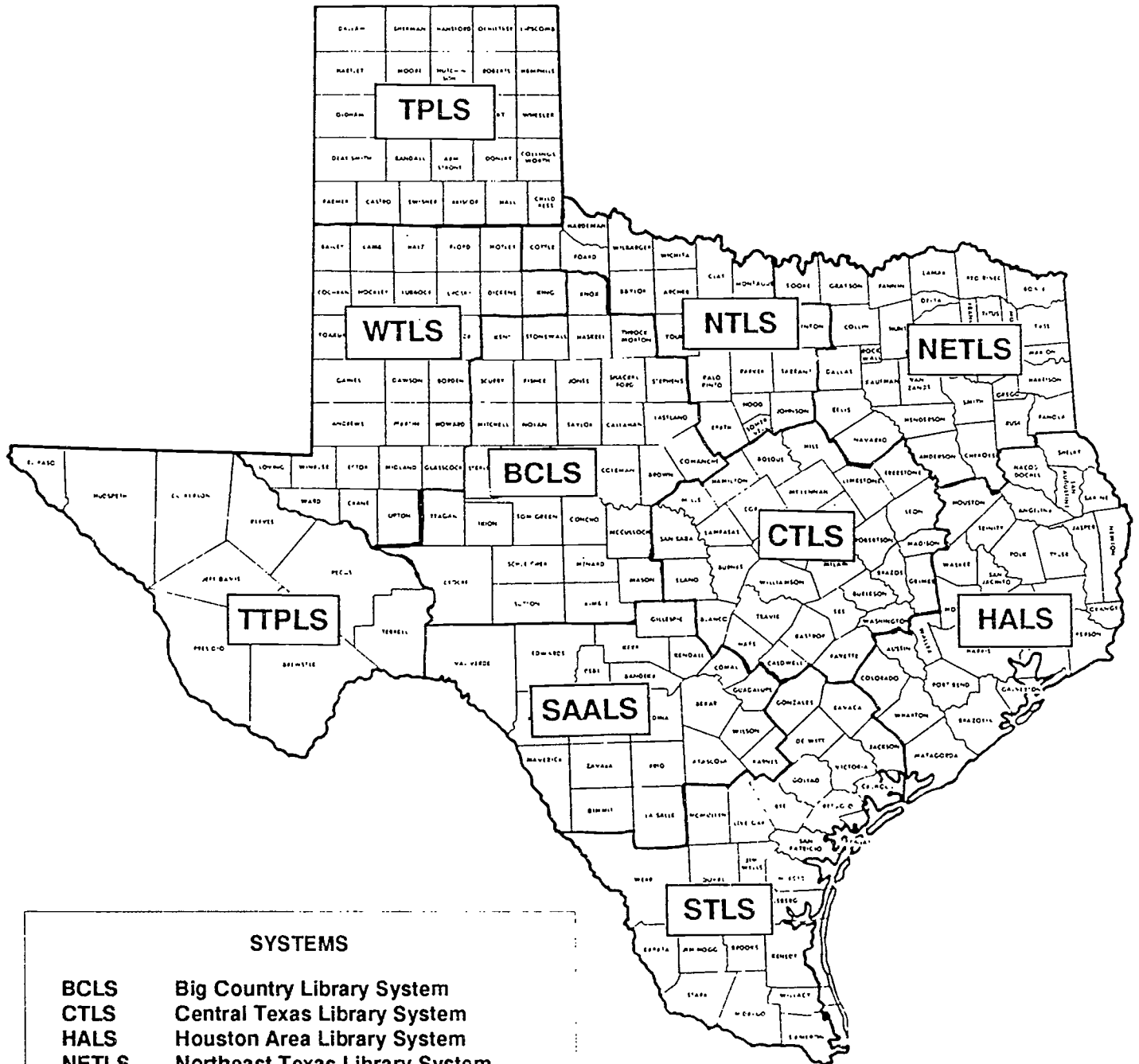
Edward Seidenberg
Director
Library Development Division
(512/463-5459)

Chris LaPlante
Director
Archives Division
(512/463-5480)

William Dyess
Director
State and Local Records Management
Division
(512/454-2705)
FAX: 512/323-6100

Dale Propp
Director
Division for the Blind and
Physically Handicapped
(512/463-5450)

TEXAS LIBRARY SYSTEMS



SYSTEMS	
BCLS	Big Country Library System
CTLS	Central Texas Library System
HALS	Houston Area Library System
NETLS	Northeast Texas Library System
NTLS	North Texas Library System
SAALS	San Antonio Area Library System
STLS	South Texas Library System
TPLS	Texas Panhandle Library System
TTPLS	Texas Trans-Pecos Library System
WTLS	West Texas Library System

Directors of Major Resource Systems/Regional System Coordinators

Big Country Library System

Headquarters: Abilene
 Director: Claire Bausch
 915/677-2474 FAX: 915/677-8322
 Coordinator: Beatrice Takacs
 915/673-2311 FAX: 915/677-8322
 Abilene Public Library
 202 Cedar Street
 Abilene, Texas 79601

Central Texas Library System

Headquarters: Austin
 Director: Brenda Branch
 512/499-7599 FAX: 512/499-7442
 Coordinator: Pat Tuohy
 512/499-7485 FAX: 512/499-7516
 Austin Public Library
 Box 2287
 Austin, Texas 78768-2287

Houston Area Library System

Headquarters: Houston
 Director: David Henington
 713/247-2222 FAX: 713/247-3531
 Coordinator: Jerilynn Williams
 713/247-1925 FAX: 713/247-2661
 Houston Public Library
 500 McKinney Street
 Houston, Texas 77002

Northeast Texas Library System

Headquarters: Garland
 Director: Lowell Lindsey
 214/205-2543 FAX: 214/205-2523
 Coordinator: Elizabeth Crabb
 214/205-2566 FAX: 214/205-2523
 Nicholson Memorial Library
 625 Austin Street
 Garland, Texas 75040

North Texas Library System

Headquarters: Fort Worth
 Director: Linda Allmand
 817/871-7706 FAX: 817/871-7734
 Fort Worth Public Library
 300 Taylor Street
 Fort Worth, Texas 76102
 Coordinator: Lester McKiernan
 817/335-6076 FAX: 817/335-7145
 1111 Foch Street, Suite 100
 Fort Worth, Texas 76107-2931

San Antonio Area Library System

Headquarters: San Antonio
 Director: Vacant
 210/299-7790 FAX: 210/271-9497
 Coordinator: Lee LaCaff
 210/225-5322 FAX: 210/212-7210
 San Antonio Public Library
 203 South St. Mary's Street
 San Antonio, Texas 78205

South Texas Library System

Headquarters: Corpus Christi
 Director: Herbert Canales
 512/880-7075 FAX: 512/880-8926
 Coordinator: Thames Bundy
 512/880-8915 FAX: 512/880-8926
 Corpus Christi Public Library
 805 Comanche
 Corpus Christi, Texas 78401

Texas Panhandle Library System

Headquarters: Amarillo
 Director: Mary Kay Snell
 806/378-3050 FAX: 806/379-6109
 Coordinator: Mary Kay Wells
 806/378-3043 FAX: 806/379-6109
 Amarillo Public Library
 Box 2171
 Amarillo, Texas 79189-2171

Texas Trans-Pecos Library System

Headquarters: El Paso
 Director: Ramiro Salazar
 915/543-5400 FAX: 915/543-5410
 Coordinator: Mary Kaye Hooker
 915/544-6772 FAX: 915/543-5410
 El Paso Public Library
 501 North Oregon
 El Paso, Texas 79901

West Texas Library System

Headquarters: Lubbock
 Director: Jeffrey A. Rippel
 806/767-2834 FAX: 806/767-2856
 Coordinator: Nancy Hill
 806/762-2858 FAX: 806/767-2856
 Lubbock City-County Library
 1306 Ninth Street
 Lubbock, Texas 79401

Interlibrary Loan Centers in the Texas Library System

Abilene Public Library

Darla Neeper, ILL Librarian
202 Cedar Street
Abilene, Texas 79601
915/677-8322 FAX: 915/677-8322

El Paso Public Library

Elaine Berg, ILL Librarian
501 North Oregon
El Paso, Texas 79901
915/533-3556
FAX: 915/533-3556

Amarillo Public Library

Terri Jolly, ILL Librarian
Box 2171
Amarillo, Texas 79189
806/378-3053 FAX: 806/378-3053

Fort Worth Public Library

Robertta Schenewerk, ILL Librarian
300 Taylor Street
Fort Worth, Texas 76102
817/332-1169
FAX: 817/332-1160

Austin Public Library

Sharon Justice, ILL Librarian
Box 2287
Austin, Texas 78768-2287
512/499-7399 FAX: 512/499-7464

Houston Public Library

Patricia Lester, ILL Librarian
500 McKinney Street
Houston, Texas 77002
713/247-1927
FAX: 713/247-2661

Corpus Christi Public Library

Noelia Gonzalez, ILL Librarian
805 Comanche
Corpus Christi, Texas 78401
512/880-8926
FAX: 512/880-8179

Lubbock City-County Library

Ruth Kinnersley
1306 Ninth Street
Lubbock, Texas 79401
806/767-2857
FAX: 806/767-2856

Dallas Public Library

Nancy Miller, ILL Librarian
1515 Young Street
Dallas, Texas 75201
214/670-1748
FAX: 214/670-1752

San Antonio Public Library

Kate Cordts, ILL Librarian
203 South St. Mary's Street
San Antonio, Texas 78205
210/226-7036
FAX: 210/226-7210

Regional Historic Resource Depositories

Angelo State University

Porter Henderson Library
2601 West Avenue N
San Angelo, Texas 76909-5072
915/942-2222

Austin Public Library

Austin History Center
P.O. Box 2287
Austin, Texas 78768-2287
512/499-7480

Baylor University

Texas Collection
Baylor University Library
Box 7142
Waco, Texas 76798-7142
817/755-1268

Dallas Public Library

Texas-Dallas History & Archives Division
Dallas Public Library
1515 Young Street
Dallas, Texas 75201-5411
214/670-1442

East Texas State University

James G. Gee Library, University Archives
East Texas State University
Commerce, Texas 75428-2810
903/886-5737

George Memorial Library

Genealogy Department
1001 Golfview
Richmond, Texas 77469-5141
713/341-2648

Houston Public Library

Texas Room
Houston Public Library
500 McKinney Street
Houston, Texas 77002-2534
713/247-2228 or 29

Midwestern State University

Director of Libraries
Midwestern State University
Wichita Falls, Texas 76308-2099
817/692-6611 ext. 4165

Pan American University

Special Collections
Pan American University Library
Edinburg, Texas 78539-2999
210/381-2799

Paris Junior College

Learning Resource Center
Paris Junior College
Paris, Texas 75460-6298
903/784-9415

Sam Houston Regional Library and Research Center

Sam Houston Regional Library and
Research Center
P.O. Box 310
Liberty, Texas 77575-0310
409/336-8821 or 8822

Sam Houston State University

University Archives
Newton Gresham Library
Huntsville, Texas 77341-1001
409/294-3529

San Antonio Regional Office

Texas State Library
G.J. Sutton Building
321 Center Street, Room 4007
San Antonio, Texas 78202-2757
210/226-5926

Sherman Public Library

Assistant Library Director
Sherman Public Library
P.O. Box 1106
Sherman, Texas 75090-0190
903/892-7240 ext.240

Stephen F. Austin State University

Library, Special Collections
P.O. Box 13055, SFA Station
Nacogdoches, Texas 75962-3055
409/568-4100

University of Texas at Arlington

Special Collections, University Libraries
University of Texas at Arlington
P.O. Box 19497
Arlington, Texas 76019-9497
817/273-3393

Tarleton State University

Special Collections Department
Tarleton State University
Box T 2000 Tarleton Station
Stephenville, Texas 76402-2000
817/968-9869

University of Texas at El Paso

Special Collections Department
University of Texas at El Paso
El Paso, Texas 79968-0582
915/747-5697

Texas A & I University

South Texas Archives
Campus Box 134
Texas A & I University
Kingsville, Texas 78363-8201
512/595-2852

**University of Texas of the
Permian Basin**

Special Services Department
University of Texas of the Permian Basin
4901 East University Blvd.
Odessa, Texas 79762-8301
915/367-2128

Texas A & M University

University Archives
Texas A & M University
College Station, Texas 77843-5000
409/845-1815

Victoria College

Archives, VC-UHVC Library
2602 North Ben Jordan
Victoria, Texas 77901-5699
512/576-3151 ext. 201

Texas Tech University

Special Collections
Texas Tech University
Lubbock, Texas 79409-0002
806/742-3749

West Texas State University

Panhandle-Plains Historical Museum
Box 967, WT Station
Canyon, Texas 79016-0967
806/656-2244 ext. 8

Texas State Library

Archives Division
P.O. Box 12927
Austin, Texas 78711-2927
512/463-5478

University of North Texas

University Archives
University of North Texas
Box 5188 NT Station
Denton, Texas 76203-0188
817/565-2766

Official Depositories for Texas State Government Publications

**Texas State Library
Reference/Documents
Box 12927
Austin, Texas 78711**

**Texas Legislative Reference Library
Insurance Building/Room 260 Box 12488
Austin, Texas 78711**

Abilene Public Library
Documents Department
202 Cedar Street
Abilene, Texas 79601

Lamar University
Gray Library,
Documents Department
Box 10021, Lamar Univ. Station
Beaumont, Texas 77710

Sul Ross State University
Bryan Wildenthal Library
Documents Department
Alpine, Texas 79832

University of Texas at Brownsville
LRC, Documents Department
1614 Ridgely Road
Brownsville, Texas 78520-4991

Amarillo Public Library
Documents Department
P.O. Box 2171
Amarillo, Texas 79189-2171

West Texas State University
Library, Documents Department
Box 748, WT Station
Canyon, Texas 79016

University of Texas at Arlington
Library, Government Publications/
Maps Department
Box 19497
Arlington, Texas 76019

Texas A&M University
Sterling C. Evans Library
Documents Department
College Station, Texas 77843-5000

University of Texas at Austin
Center for American History
Sid Richardson Hall 2.109
Austin, Texas 78713-7330

East Texas State University
Library, Serials Department
Commerce, Texas 75429

University of Texas at Austin
Tarlton Law Library
727 E. 26th Street
Austin, Texas 78705

Corpus Christi Public Library
Documents Department
805 Comanche Street
Corpus Christi, Texas 78401

Beaumont Public Library
Reference Department
P.O. Box 3827
Beaumont, Texas 77704

Corpus Christi State University
Library, Documents Center
6300 Ocean Drive
Corpus Christi, Texas 78412

Dallas Public Library

Government Publications Division
1515 Young Street
Dallas, Texas 75201

Rice University

Fondren Library, Documents Department
P.O. Box 1892
Houston, Texas 77251

Southern Methodist University

Fondren Library, Documents Department
Dallas, Texas 75275

Texas Southern University

Library, Documents Department
3100 Cleburne Street
Houston, Texas 77004

University of North Texas

Library Documents Department
Box 5188, NT Station
Denton, Texas 76203-5188

University of Houston

Library, Documents Department
1300 Calhoun Street
Houston, Texas 77204-2091

Texas Woman's University

Library, Documents Department
P.O. Box 23715, TWU Station
Denton, Texas 76204

**University of Houston –
Clear Lake**

Neumann Library, Documents Department
2700 Bay Area Boulevard
Houston, Texas 77058-1083

**University of Texas –
Pan American**

Library, Documents Department
1201 West University Drive
Edinburg, Texas 78539-2999

Sam Houston State University

Gresham Library
Department of Government Documents
Huntsville, Texas 77341

El Paso Public Library

Documents Department
501 North Oregon Street
El Paso, Texas 79901

Texas A&I University

Library, Documents Department
Kingsville, Texas 78363

University of Texas at El Paso

Library, Documents Section
El Paso, Texas 79968-0582

Laredo State University

Library, Documents Section
1 West End Washington Street
Laredo, Texas 78040-9960

Fort Worth Public Library

Government Publications
300 Taylor Street
Fort Worth, Texas 76102

Texas Tech University

Library, Documents Department
P.O. Box 40002
Lubbock, Texas 79409-0002

Texas Christian University

Burnett Library, Documents Department
Box 32904
Fort Worth, Texas 76129

Stephen F. Austin State University

Library, Documents Department
P.O. Box 13055, SFA Station
Nacogdoches, Texas 75962-3055

Houston Public Library

Texas Room
500 McKinney Street
Houston, Texas 77002

Ector County Library

Documents Department
321 West Fifth Street
Odessa, Texas 79761

University of Texas of the Permian Basin

Library, Documents Department
4901 East University Boulevard
Odessa, Texas 79762-0001

Prairie View A&M University

Coleman Library, Documents Department
Prairie View, Texas 77446

University of Texas at Dallas

Library, Documents Department
P.O. Box 830643
Richardson, Texas 75083-0643

Angelo State University

Porter Henderson Library
2601 West Avenue N
San Angelo, Texas 76909

St. Mary's University

Library, Documents Department
One Camino Santa Maria
San Antonio, Texas 78228-8608

San Antonio Public Library

Business & Science Department
203 South St. Mary's Street
San Antonio, Texas 78205

Trinity University

Library, Documents Collection
715 Stadium Drive
San Antonio, Texas 78212

University of Texas at San Antonio

Library, Documents Department
6900 N. Loop 1604 West
San Antonio, Texas 78249

Southwest Texas State University

Albert K. Alkek Library, Documents
Department
San Marcos, Texas 78666-4604

Tarleton State University

Dick Smith Library
Education Library
Stephenville, Texas 76402

University of Texas at Tyler

Muntz Library
Documents Department
3900 University Boulevard
Tyler, Texas 75701

Victoria College

University of Houston – Victoria
Library, Documents Department
2602 North Ben Jordan
Victoria, Texas 77901

Baylor University


Texas Collection
P.O. Box 97142
Waco, Texas 76798-7142

Midwestern State University

Moffett Library, Documents Department
3400 Taft Street
Wichita Falls, Texas 76308-2099

Library of Congress

State Documents Section
Exchange and Gift Division
Washington, D.C. 20540



Please refer to the following sample for assistance in using the Texas Public Library Directory.

<u>Line No.</u>		<u>Explanation</u>
1.	SAMPLE CITY	1. City in which library is located.
2.	Sample City Public Library	2. Library
3.	Box 123 78750	3. Mailing address Zip Code
4.	149 Main Street	4. Street Address
5.	512/498-7653; fax: 512/498-7600	5. Telephone number Telefax number
6.	Jane Smith	6. Head librarian
7.	MTTH 9-12; WF 9-1	7. Regular library schedule
8.	MWF 9-21	8. Summer schedule (If only one schedule is listed, this implies the regular schedule unless otherwise noted.)
9.	Travis County CTLS	9. County and System in which library is located.
10.	<i>Branch(es) and Bookmobile(s):</i>	10. A label indicating the existence of branches and/or bookmobiles. If the library is a Federated Library Headquarters, the label "Members:" is used.
11.	Salty River Branch Library	11. Branch Library
12.	Box 456 78752	12. Same information as in 2-8
	200 Manor Street	13. Branch library in another city
	512/498-8764; fax: 512/498-8700	14. Branch library location
	John Jones	
	WTH 1-3; F 1-5	
	MWF 9-12	
13.	Another City Public Library,	
14.	sec Another City	

Additional Notes:

The abbreviation "FLS" designates a Federated Library System.

"FLS-HQ" designates the headquarters for a Federated Library System.

The use of a "." in the statistical sections indicates that data were not available.

ABERNATHY

Abernathy Public Library
 P.O. Box 686 79311-0686
 811 Avenue D 79311
 806/298-2546 ext. 11
 Evaughn Hackler
 MF 12-5; T 9-12; W 10-5
 Hale County WTLS

ABILENE

Abilene Public Library
 202 Cedar Street 79601-5793
 915/677-2474 ext. 110
 Claire Bausch
 MTT 9-9; WFS 9-6
 Taylor County BCLS

Branch(es) or Bookmobile(s)

Abilene Public Library Bookmobile
 202 Cedar Street 79601-5793
 915/677-2474
 Toni Allan
 TWT 1:30-5:30

Pickard Memorial Branch Library
 342 Cockerell 79601-4444
 915/673-0351
 Margie Tacker
 MTTT 1-5; W 8-12

ALAMO

Alamo Public Library
 Box 2501 78516
 701 East Bowie
 512/787-6160
 Nicole A. McKelvy
 TW 9:30-7:30; Th 9-6; FS 9-5
 Hidalgo County STLS
 Member of Hidalgo Co. L.S.
 See McAllen/FLS-HCHQ

ALBANY

Shackelford County Library
 P.O. Box 445 76430
 402 N. 2nd
 915/762-2672
 Ginger Bartee
 T-F 1:30-5:30; S 8:30-12:30
 Shackelford County BCLS

ALICE

Alice Public Library
 401 East Third Street 78332
 512/664-9506; fax: 668-3248
 Alicia Salinas
 M-S 9-6
 Jim Wel's County STLS

Branch(es) or Bookmobile(s)

Orange Grove School and Public Library
 See Orange Grove

Premont Public Library
 See Premont

ALLEN

Allen Public Library
 Two Allen Civic Plaza 75002
 214/727-0190; fax: 727-0165
 Barbara Buehler
 MWF 10-6; TT 10-8; S 10-4
 Collin County NETLS

ALPINE

Alpine Public Library
 203 North 7th Street 79830-4615
 915/837-2621
 Janie B. Wright
 M-F 8:30-5:30; S 10-1
 Brewster County TTPLS

Branch(es) or Bookmobile(s)

Marathon Public Library
 See Marathon

ALTO

Stella Hill Memorial Library
 Route 1 Box 724 75925
 403 Quincy Street
 409/858-4486
 Virginia Singletary
 MWF 1-5
 Cherokee County NETLS

ALVARADO

Alvarado Public Library
 P.O. Drawer F 76009
 201 E. Patton
 817/783-7323
 Beuna Wilson
 MW 10-2; TT 10-7; S 10-12
 Johnson County NTLS

ALVIN

Alvin Branch Library
309 W. Sealy 77511
713/388-4300; fax: 388-4305
Lawrence White
MThF 10-6; TW 10-8; S 10-2
Branch of Brazoria County Library System
See Angleton

ALVORD

Alvord Public Library
P.O. Box 323 76225-0323
117 North Wickham
817/427-5916
Shelia Bell
M 9-2; TW 9-5; Th 9-4; S 9-1
Wise County NTLS

AMARILLO

Amarillo Public Library
P.O. Box 2171 79189-2171
413 E. 4th 79101-1523
806/378-3050; fax: 379-6109
Mary Kay Snell
Sun 2-6; M-Th 9-9; FS 9-6
Potter County TPLS

Branch(es) or Bookmobile(s)

East Branch Library
P.O. Box 2171 79189-2171
2232 E. 27th 79103-4302
806/378-3058; fax: 379-6109
Linda Bagwell
Sun 2-6; MT 12-9; W-F 9-6

North Branch Library
P.O. Box 2171 79189-2171
1500 NE 24th 79107-6640
806/378-3048; fax: 379-6109
Ann Ousley
Sun 2-6; MT 12-9; W-F 9-6

Southwest Branch Library
P.O. Box 2171 79189-2171
4423 W. 45th 79109-5405
806/378-3056; fax: 379-6109
Shirley Ammons
Sun 2-6; M-Th 9-9; FS 9-6

ANAHUAC

Chambers County Library
P.O. Box 520 77514-0520
202 Cummings St.
409/267-3372
Ann Weaver
MT 8-6; WThF 8-5; S 9-1
Chambers County HALS

Branch(es) or Bookmobile(s)

Juanita Hargraves Memorial Branch
See Winnie

West Chambers County Branch Library
See Mont Belvieu

ANDREWS

Andrews County Library
208 NW 2nd Street 79714-6308
915/524-1432; fax: 524-9791
Cindy Tochterman
M 10-8; T-F 10-6; S 10-2
Andrews County WTLS

ANGLETON

Brazoria County Library System
412 N. Front Street 77515
409/849-5711 ext. 1505; fax: 849-5711
Steven L. Brown
M-F 8-5
Brazoria County HALS

Branch(es) or Bookmobile(s)

Alvin Branch Library
See Alvin

Angleton Library
401 E. Cedar Street 77515
409/849-5711 ext. 1519; fax: 849-5711
Paul Strohm
MT 9-8; W-S 9-6

Brazoria County Library System Bookmobile
401 E. Cedar Street 77515
409/849-5711
Jackie Eason

Brazoria Branch Library
See Brazoria

Clute Branch Library
See Clute

Freeport Branch Library
See Freeport

Lake Jackson Branch Library
See Lake Jackson

Manvel Branch Library
See Manvel

Pearland Branch Library
See Pearland

Sweeny Branch Library
See Sweeny

West Columbia Branch Library
See West Columbia

ANSON

Anson Public Library
P.O. Box 528 79501-0528
1113 12th Street
915/823-2437
Frances Thackerson
M-F 1-5
Jones County BCLS

ARANSAS PASS

Aransas Pass Public Library
110 North Lamont Street 78336-3698
512/758-2350
James McCoy
MTTF 8:30-5; W 8:30-7; S 11-3
San Patricio County STLS

ARCHER CITY

Archer Public Library
P.O. Box 957 76351-0957
103 N. Center
817/574-4954
Christine Hammontree
MTWF 9-12:30, 1-5:30; Th 9-12:30, 1-8
Archer County NTLS

ARLINGTON

Arlington Public Library System
101 E. Abram Street 76010-1183
817/459-6900; fax: 459-6313
Betsy Burson
M-Th 9-9; FS 9-6
Tarrant County NTLS

Branch(es) or Bookmobile(s)

North Branch Library
918 N. Cooper Street 76011-5726
817/277-5573
L.G. Swift
M-Th 10-9; FS 10-6

Southeast Branch Library
1624 New York Avenue 76010-4795
817/275-3321
Mary L. Baugh
M-Th 10-9; FS 10-6

Southwest Branch Library
4000 Green Oaks Blvd. West 76016-4442
817/478-3762
Judith Field
M-Th 10-9; FS 10-6

Woodland West Branch Library
1308 S. Bowen Road 76013-2208
817/277-5265
Debbie Potts
M-Th 10-9; FS 10-6

ASPERMONT

Stonewall County Library
P.O. Box 122 79502-0122
Washington Street 79502
817/989-2730
Kewpie Duncan
M-F 8-12, 1-5
Stonewall County BCLS

ATHENS

Henderson County
Clint W. Murchison Memorial Library
121 South Prairieville 75751
903/677-6350
Eileen L. Adams
MWThF 10-5; T 10-7; S 9-5
Henderson County NETLS

Branch(es) or Bookmobile(s)

Henderson County Library East
See Chandler

Henderson County Library West
See Kemp

ATLANTA

Atlanta Public Library
101 West Hiram Street 75551
903/796-2112
Lec Ann Weathersby
M-F 9-5:30
M-F 10-6; S 10-1
Cass County NETLS

AUBREY

Aubrey Area Library
107 S. Main Street 76227
817/365-9162
Jean Crabille
T-F 9-6; S 9-3
Denton County NTLs

AUSTIN

Austin Public Library
P.O. Box 2287 78768-2287
800 Guadalupe 78701
512/499-7300; fax: 499-7442
Brenda Branch
Sun 12-6; M-Th 9-9; FS 9-6
Travis County CTLS

Branch(es) or Bookmobile(s)

Austin History Center Library
810 Guadalupe 78701
512/499-7480
Biruta Celmins Kearl
Sun 12-6; M-Th 9-9; FS 9-6

Carver Branch Library
1161 Angelina 78702
512/472-8954
Clifton Griffin
Sun 2-6; M-Th 10-9; FS 10-6

Govalle Branch Library
4704-A East First 78702
512/385-2670
Irma Flores-Manges
M-Th 10-9; F 10-6; S 10-4

Howson Branch Library
2500 Exposition 78705
512/472-3584
JoAnn Rowell
M-Th 10-9; F 10-6; S 10-5

Little Walnut Creek Branch Library
835 W. Rundberg Lane 78758
512/836-8975
Kent Middleton
Sun 2-6; M-Th 10-9; FS 10-6

Manchaca Road Branch Library
5500 Manchaca Road 78745
512/447-6651
Carol Gruman
Sun 2-6; M-Th 10-9; FS 10-6

North Loop Area Branch Library
2210 Hancock Dr. 78756
512/454-7208
Geraldine Williams
M-Th 10-9; F 10-6; S 10-5

North Village Branch Library
2135 W. Anderson Lane 78757
512/458-2239
Bonita Snyder-Jones
M-Th 10-9; F 10-6; S 10-4

Oak Springs Branch Library
3101 Oak Springs Drive 78702
512/926-4453
Renee Brady
M-Th 10-9; F 10-6; S 10-5

Old Quarry Branch Library
7051 Village Center Drive 78731
512/345-4435
Patricia Campbell
M-Th 10-9; F 10-6; S 10-5

Pleasant Hill Branch Library
211 E. William Cannon Drive 78745
512/441-7993
Sandra Carrington
M-Th 10-9; F 10-6; S 10-5

Riverside Drive Branch Library
2007 E. Riverside Drive 78741
512/448-0776
Elissa Ballesteros
M-Th 10-9; F 10-6; S 10-4

Spicewood Springs Branch Library
8637 Spicewood Springs Road 78759
512/258-9070
Karen Baker
M-Th 10-9; F 10-6; S 10-5

Terrazas Branch Library
1105 East First 78702
512/472-7312
Sergio Pineda
M-Th 10-9; F 10-6; S 10-5

Twin Oaks Branch Library
2301 S. Congress #17 78704
512/442-4664
Dexter Katzman
M-Th 10-9; F 10-6; S 10-4

University Hills Branch Library
4721 Loyola Lane 78723
512/929-0551
Frank Schmitzer
M-Th 10-9; F 10-6; S 10-5

Windsor Village Branch Library
5825 Berkman Drive 78725
512/928-0333
Elva Garza
M-Th 10-9; F 10-6; S 10-4

AUSTIN/WESTBANK

Westbank Community Library
1309 Westbank Drive 78746
512/327-3045; fax: 327-3045
Beth Wheeler Fox
MWF 10-6; TT 10-8; S 10-2
Travis County CTLS

AZLE

Azle Public Library
609 SE Parkway 76020
817/444-1331
Judy Whitt
MWTh 10-6; T 10-8; F 10-5; S 10-1
Tarrant County NTLS

BAIRD

Callahan County Library
4th & Market 79504-5305
915/854-1718
Sonia Walker
M-F 1-5
Callahan County BCLS

BALCH SPRINGS

Balch Springs Library
4301 Pioneer Road 75180
214/286-8856
Phyllis Haskins
MTh 10-8; TWF 9-6; S 9-3
Dallas County NETLS

BALLINGER

Carnegie Library of Ballinger
204 8th Street 76821
915/365-3616
Adonna Beimer
MW 10-5; TT 10-7
Runnels County BCLS

BALMORHEA

Balmorhea Library
Library 79718
915/375-2263
Louise Adams
Branch of Reeves County Library
See Pecos

BANDERA

Bandera County Library
P.O. Box 1568 78003
505 Main Street
210/796-4213
Astrid M. Box
MTTF 8-5; W 12-5; S 9-12
Bandera County SAALS

BARKSDALE

Nueces Canyon Public Library
P.O. Box 58 78828-0058
210/234-3173
Linda A. McDonald
M-F 9-4
Edwards County SAALS

BARSTOW

Ward County Library Barstow
P.O. Box 74 79716
915/445-9909
Margie Gonzales
M-S 3-6
Branch of Ward County Library
See Monahans

BARTLETT

Teinert Memorial Public Library
P.O. Box 12 76511
N. Hwy. 95 & E. Allen Street
817/527-3208; fax: 527-4280
Sara Estus
M 1-6; T-F 1-5
Bell County CTLS

BASTROP

Bastrop Public Library
P.O. Box 670 78602-0670
1100 Church Street
512/321-5445
Belinda Boon
MWF 10-6; Th 1-7; S 9-1
Bastrop County CTLS

BAY CITY

Bay City Public Library
1900 Fifth Street 77414-6144
409/245-6931; fax: 245-2614
Rosanne Burgess
M-Th 9-8; FS 9-5
Matagorda County HALS

Branch(es) or Bookmobile(s)

Matagorda Branch Library
See Matagorda

Sargent Branch Library
See Sargent

BAYTOWN

Sterling Municipal Library
Mary Elizabeth Wilbanks Avenue 77520
713/427-7331; fax: 420-5347
Flora R. Wilhite
M-Th 10-9; FS 10-6
Harris County HALS

Branch(es) or Bookmobile(s)

SML/Harris Co. Bookmobile
Wilbanks Avenue 77520
713/427-7331; fax: 420-5347
Fernando Ocegueda

**Sterling Mun. Library/Harris
County Bookmobile**
Wilbanks Avenue 77520
713/427-7331; fax: 420-5347
Fernando Ocegueda

BEAUMONT

Beaumont Public Library System
P.O. Box 3827 77704-3827
801 Pearl Street 77701
409/838-6606; fax: 838-6838
Maurine Gray
Su. 2-5; MW 11-8; TTFS 9-6
Jefferson County HALS

Branch(es) or Bookmobile(s)

R.C. Miller Memorial Library
P.O. Box 3827 77704-3827
1605 Dowlen Road 77706
409/866-9487; fax: 866-3720
James D. Shoemaker
TT 11-8; WFS 9-6

Spindletop Branch Library
P.O. Box 3827 77704-3827
3199 Avenue A 77705
409/832-9693; fax: 832-9693
Linda S. Dietert
T-S 8:30-5:30

Tyrrell Historical Library
P.O. Box 3827 77704-3827
695 Pearl Street 77701
409/833-2759; fax: 833-5828
David E. Montgomery
T-S 9-6

BEAUMONT/JCL

Jefferson County Library
2748 Viterbo Road - Box 7 77705
409/727-2735
Frances C. White
M-F 8-12, 1-5
Jefferson County HALS

Branch(es) or Bookmobile(s)

Jefferson County Library Bookmobile
2748 Viterbo Road - Box 7 77705
409/727-2735
Frances C. White

BEDFORD

Bedford Public Library
P.O. Box 329 76095-0329
1805 L. Don Dodson Drive 76021-1897
817/952-2160; fax: 952-2454
Ann Loggins
MTWF 9-6; Th 9-8; S 9-5
Tarrant County NTLS

BEEVILLE

Bee County Public Library
210 E. Corpus Christi Street 78102
512/358-5541
Bertha Gingerich
M-S 9:30-5:30
M-F 9:30-5:30; S 9:30-12
Bee County STLS

BELLAIRE

Bellaire City Library
5111 Jessamine 77401-4498
713/662-8160; fax: 667-6023
Marilyn V. Yaple
MTh 9-9; TWF 9-5; S 9-1
Harris County HALS

BELLVILLE

Bellville Public Library
Box 310 77418-0310
12 W. Palm
409/865-3731
Alice Heisch
M 2-7; T 10-7; W-F 10-6; S 9-1
Austin County HALS

BELTON

Belton City Library
301 East First Avenue 76513
817/939-1161
Lena Armstrong
M-F 11:50-5; S 8:50-1
Bell County CTLS

BENBROOK

Benbrook Public Library
101-C Del Rio Street 76126
817/249-6632
Vacant
M-F 3-6; S 11-5
Tarrant County NTLS

BERTRAM

Bertram Free Library
P.O. Box 243 78605-0243
203 South San Gabriel 78605
512/355-2113
Ann Brock
T-F 9-6
Branch of Burnet County Library System
See Burnet

BIG LAKE

Reagan County Library
County Courthouse 76932
915/884-2854
Linda Rees
M-F 9-12, 1:30-5:30
Reagan County BCLS

BIG SANDY

Holly Community Library
Route 1, Box 799 75755
903/769-5142
Adelle Holland
Sun 2 hrs.; TFS 10-2
Wood County NETLS

BIG SPRING

Howard County Library
312 Scurry Street 79720-2532
915/264-2260
Donna Jackson
M 9:15-5:45; T-F 9-6; S 10-5
Howard County WTLS

BLANCO

Blanco Library
P.O. Box 489 78606
310 Pecan
210/833-4280
Thelma C. Houck
MTTS 9-12; W 9-12:30, 3-5:30; F 9-12, 3-5:30
Blanco County CTLS

BLESSING

Blessing Library
P.O. Box 302 77419
Highway 616
512/588-7717
Vacant
T 1-4; Th 1-6; F 3-6
Branch of Palacios Library Inc.
See Palacios

BOERNE

Boerne Public Library
210 N. Main Street 78006
210/249-3053; fax: 249-8410
Mary M. Brady
MTh 9-6; TW 9-8; F 9-4; S 9-1
Kendall County SAALS
Member of Kendall Co. L.S.
See Boerne/FLS-KCHQ

BOERNE/FLS-KCHQ

Kendall County Library System
210 N. Main Street 78006
210/249-3053; fax: 249-8410
Mary M. Brady
Kendall County SAALS

Members:

Boerne Public Library
See Boerne

Comfort Public Library
See Comfort

Kendalia Public Library
See Kendalia

BONHAM

Bonham Public Library
305 E. 5th 75418-4093
903/583-3128
Shirley Carder
MTTF 9-5; W 10-6; S 1-5
Fannin County NETLS

BOOKER

Booker School/Public Library
Drawer 288 79005-0288
Corner Main and Mitchell Road
806/658-9323; fax: 658-9323
Pat Hout
MTWF 8-4; Th 8-7
MTWF 9-1; Th 9-1, 4-7
Lipscomb County TPLS

BORGER

Hutchinson County Library
625 N. Weatherly 79007
806/274-6221
Linda J. Howell
M-Th 9-8; F 9-5; S 9-1
Hutchinson County TPLS

Branch(es) or Bookmobile(s)

Hutchinson County Library
See Fritch

Hutchinson County Library
See Stinnett

BOWIE

Bowie Public Library
315 W. Walnut 76230-4828
817/872-2681
Virginia Harrington
M-F 9-5; S 9-3
Montague County NTLS

BOYD

Boyd Public Library
733 East Rock Island Avenue 76023-9519
817/433-5580
Doris Autry
M 10-3; TT 10-7
Wise County NTLS

BRACKETTVILLE

Kinney County Public Library
P.O. Box 975 78832-0975
510 S. Ellen 78832
210/563-2884
Mary H. Mitchell
M-F 9-5
Kinney County SAALS

BRADY

F.M. (Buck) Richards Memorial Library
1106 South Blackburn Street 76825-5615
915/597-2617
Norma Jean Caffall
M-F 8:30-5:30
M-F 9-6
McCulloch County BCLS

BRAZORIA

Brazoria Branch Library
201 Main Street 77422
409/798-2372; fax: 798-2372
Dortha Pekar
MW 10-6; TT 10-8; S 10-5
Branch of Brazoria County Library System
See Angleton

BRECKENRIDGE

Breckenridge Library
207 N. Breckenridge Avenue 76024-3503
817/559-5505
Grady Fox
M-F 11-6
Stephens County BCLS

BRENHAM

Nancy Carol Roberts Memorial Library
100 W. Academy 77833
409/836-2312
Diana Bennett
M-Th 8:30-7; F 8:30-5:30; S 8:30-4
Washington County CTLS

BRIDGE CITY

Bridge City Public Library
101 Parkside Drive 77611
409/735-4242; fax: 735-3349
Mary Montgomery
M-Th 1-6
Orange County HALS

BRIDGEPORT

Bridgeport Public Library
P.O. Box 65 76026-0065
2159 10th Street 76026-2011
817/683-4412
Patricia J. Stegall
M 12-6; TT 12-8; W 9-5; F 12-5; S 10-2
Wise County NTLS

BROOKSHIRE

Waller County Library Brookshire
P.O. Box 790 77423
908 Cooper
409/934-3516
Elizabeth Beamon
TT 10-5; S 10-1
Branch of Waller County Library
See Hempstead

BROWNFIELD

Kendrick Memorial Library
 301 West Tate 79316-4387
 806/637-3848
 Kelly Sinclair
 MWThF 9-6; T 11-8; S 9-3
 MWThF 9-6; T 11-8
 Terry County WTLS

BROWNSVILLE

Arnulfo L. Oliveira Memorial Library
 1825 May Street 78520
 210/544-8220 ext. 2143; fax: 544-5495
 Thomas LaFleur
 Sun 12-10; M-Th 7:30-10; F 7:30-7; S 9-7
 Cameron County STLS

BROWNWOOD

Brownwood Public Library
 600 Carnegie Boulevard 76801-7038
 915/646-0155
 Carolyn Eaves
 MWThF 9-6; T 9-8; S 9-1
 Brown County BCLS

BRYAN

Bryan/College Station Public Library
 201 E. 26th Street 77803-5356
 409/779-1736
 Clara B. Mounce
 MTT 9-9; WFS 9-5
 Brazos County CTLS

Branch(es) or Bookmobile(s)

Bryan Public Library Bookmobile
 201 E. 26th Street 77803-5356
 409/779-1736
 Ann Moore

College Station Public Library
 See College Station

BUCHANAN DAM

Greenwood Branch Library
 Rt. 1 78609
 Lakeshore Drive
 915/379-3682
 Dixie Mildred Neill
 MWF 1-5
 Branch of Llano County Library System
 See Llano

BUDA

Buda Public Library
 P.O. Box 608 78610-0608
 303 Main Street
 512/295-5899
 Marjorie Martinez
 M 6-8; T-F 12-5; S 9-2
 M 6-8; TWT 12-5; F 9-5; S 9-2
 Hays County CTLS

BUFFALO

Buffalo Public Library
 P.O. Box Drawer 1290 75831-1290
 Fairfield & Main Street 75831
 903/322-4146
 Sandra Dawkins
 M 10-2; TT 12-5:30; W 9-2; F 9-1
 Leon County CTLS

BULVERDE

Bulverde Public Library
 P.O. Box 207 78163-0207
 30450 Cougar Bend
 210/438-3666
 Willie L. Tyler
 M 8-12; T 9-8; W 9-6; Th 8-4; F 9-12;
 S 9:30-3:30
 Comal County SAALS

BUNA

Buna Public Library
 P.O. Box 1571 77612
 Highway 62 South
 409/994-5501
 Juanita Husbands
 MThF 8:30-4:30; T 8:30-5:30; W 11:30-5:30
 Jasper County HALS

BURKBURNETT

Burkburnett Library
 215 East 4th Street 76354-3446
 817/569-2991
 G. Thomas Fairclough
 TT 11:30-8:30; WF 11:30-6; S 10-2
 Wichita County NTLS

BURLESON

Burleson Public Library
 216 SW Johnson Avenue 76028
 817/295-6131
 Sandra Babb
 MTW 10-9; F 10-6; S 10-2
 Johnson County NTLS

BURNET

Burnet County Library System
100 E. Washington 78611-3114
512/756-2328
Paula L. Harris
M 1-6; T-F 9-6; 1st & 3rd S 9-1
Burnet County CTLS

Branch(es) or Bookmobile(s)

Bertram Free Library
See Bertram

Herman Brown Free Library
100 E. Washington 78611-3114
512/756-2328
Cookie Wallace
M 1-6; T-F 9-6; 1st & 3rd S 9-1

Marble Falls Library
See Marble Falls

Oakalla Public Library
100 E. Washington 78611-3114
Intersection of Hwys. 963 & 2657 78611
Joanne C. Scarborough
3rd M 2-5

CALDWELL

Harrie P. Woodson Memorial Library
704 West Highway 21 77836-1129
409/567-4111
Pat Beavers
TT 10-8; WF 10-6; S 9-12
Burleson County CTLS

CAMERON

Cameron Public Library
304 E. Third Street 76520
817/697-2401; fax: 697-2401
Kay King
M 12-7; T-F 9-5
Milam County CTLS

CANADIAN

Hemphill County Library
5th & Main Street 79014
806/323-5282; fax: 323-6102
Libby Barker
M 10-8; T-F 9-5; S 9-2
Hemphill County TPLS

CANTON

Van Zandt County Library
300 S. Capitol Street 75103
903/567-4276; fax: 567-4700
Rea R. Miller
M-F 9-6; S 9-1
Van Zandt County NETLS

CANYON

Canyon Public Library
301 16th Street 79015
806/655-5015
Mary Huntington
M-F 10-5:30; S 9-12
Randall County TPLS

CANYON LAKE

Tye Preston Memorial Library
HC 3, Box 27-J 78133-5301
1321 Highway 2673
512/964-3744
Dora Hightower
MTWF 10-5; Th 10-6; S 10-2
Comal County SAALS

CARRIZO SPRINGS

Dimmit County Public Library
200 N. 9th Street 78834
210/876-5788
Dana E. Steinhauer
M 8:30-8; T-F 8:30-5:30; S 12-4
M-F 8:30-5:30; S 12-4
Dimmit County SAALS

CARROLLTON

Carrollton Public Library
2001 Jackson Road 75006-1739
214/466-3360; fax: 466-3394
Beth L. Little
Sun 1-5; M-Th 10-9; F 10-6; S 9-5
Dallas County NETLS

CARTHAGE

Sammy Brown Library
522 West College Street 75633
903/693-6741
Dianne Page
M-F 9-6; S 9-12
Panola County NETLS

CASTROVILLE

Castroville Public Library
 P.O. Box 532 78009
 802 London Street
 210/538-2656
 Lynne Hardy
 MTTTF 12-5; W 12-7; S 9-12
 MTTTF 10-5; W 10-7; S 9-12
 Medina County SAALS

CEDAR HILL

Zula B. Wylie Library
 P.O. Box 96 75104-0096
 225 Cedar Street 75104
 214/291-7323; fax: 291-0254
 Pat Bonds
 MW 10-6; TT 12-9; S 10-4
 Dallas County NETLS

CEDAR PARK

Cedar Park Public Library
 550 Discovery Blvd. 78613-3066
 512/259-5353
 Pauline Lam
 M-Th 10-7; F 10-5; S 10-2
 Williamson County CTLS

CENTER

Fannie Brown Booth Memorial Library
 619 Tenaha Street 75935
 409/598-5522; fax: 598-5522
 Kathryn Steffens
 T-F 8-5:30; S 8-12
 Shelby County HALS

CENTERVILLE

Leon County Library
 P.O. Box 267 75833
 Main and Commerce
 Marguerite P. Turner
 TWT 2-5
 Leon County CTLS

CHANDLER

Henderson County Library
 East 221 North Broad 75758
 903/849-6430
 Pauline Ellis
 M-F 2:30-4:30
 Branch of Henderson County
 Clint W. Murchison Memorial Library
 Sec Athens

CHANNELVIEW

Channelview Branch Library
 531 Crockett 77530
 713/452-0181
 Sandra Flores
 M 1-8; TWT 10-6; F 1-6; S 9-1
 Branch of Harris County Public Library
 Sec Houston/HCPL

CHARLOTTE

Charlotte Public Library
 P.O. Box 757 78011
 Yule Street
 210/277-1212
 Catherine M. Harrell
 M-F 10-12, 1-5
 Atascosa County SAALS

CHICO

Chico Public Library
 P.O. Box 707 76030-0707
 105 E. Decatur Street
 817/644-2330
 Mary Rexin
 MF 1-6; TWT 1-5
 Wise County NTLS

CHILDRESS

Childress Public Library
 117 Avenue B Northeast 79201
 817/937-8421; fax: 937-8421
 Pauletta K. Sloss
 M-F 12:30-5:30; S 10-12
 M-F 9-11:30, 12:30-5:30; S 10-12
 Childress County TPLS

CISCO

Cisco Public Library
 600 Avenue G 76437
 Lynda Beebe
 MWF 2:30-5:30
 Eastland County BCLS

CLARENDON

G.B. Burton Memorial Library
 Box 783 79226
 217 S. Kearney
 806/874-3685
 Mary Linn Bills
 M 1-5; T-F 9-5; S 9-12
 Donley County TPLS

CLARKSVILLE

Red River County Public Library
P.O. Box 508 75426-0508
307 North Walnut 75426
903/427-3991
Betsy Tull
MWThF 12-5:30; T 9-12, 1-5:30; S 9-12
Red River County NETLS

CLAUDE

Claude Public Library
P.O. Box 109 79019
100 Trice Street
806/226-7881
Rean Hood; Syble Cobb
T-F 2-5
Armstrong County TPLS

CLEBURNE

Cleburne Municipal Library
302 W. Henderson 76031
817/641-3321 ext. 351
Doreen Stevens
MTh 10-8:30; TW 10-6; F 10-5; S 10-2
Johnson County NTLs

CLEVELAND

Austin Memorial Library
220 S. Bonham Street 77327
713/592-3920
Barbara F. Smith
MWThF 9:30-5; T 12-8; S 9:30-12:30
Liberty County HALS

CLUTE

Clute Branch Library
215 N. Shanks 77531
409/265-4582; fax: 265-8496
Carolyn Weatherly
MW 10-6; TT 10-8; S 10-5
Branch of Brazoria County Library System
See Angleton

CLYDE

Clyde Public Library
P.O. Box 679 79510
405 N. First Street
915/893-5213
Jo Warren
M-F 1-5
Callahan County BCLS

COLDSRING

Coldspring Area Public Library, Inc.
P.O. Box 850 77331
Slade and Commerce Streets
409/653-3104
Edith Clark
M-F 10-4; S 10-12
San Jacinto County HALS

COLEMAN

Coleman Public Library
402 Commercial Avenue 76834-4202
915/625-3043
Sue Dossey
MWThF 12-5; T 12-7; S 9-12
Coleman County BCLS

COLLEGE STATION

College Station Public Library
2551 Texas Avenue South 77840
409/764-3416
Vacant
TT 10-7; W 10-9; FS 10-5
Branch of Bryan/College Station Public Library
See Bryan

COLORADO CITY

Mitchell County Public Library
340 Oak Street 79512
915/728-3968
Nancy Mayo
M 12-8; T-F 9-5:30
Mitchell County BCLS

COLUMBUS

Nesbitt Memorial Library
529 Washington 78934-2326
409/732-3392; fax: 732-5514
Ruth L. Poncik
M-F 8:30-5:30; S 10-2
Colorado County HALS

COMANCHE

Comanche Public Library
P.O. Box 411 76442-0411
311 N. Austin Street
915/356-2122
Margaret Waring
MTWF 9-5; S 9-12
Comanche County BCLS

COMFORT

Comfort Public Library
 P.O. Box 536 78013
 800 High Street
 210/995-2398
 Lois P. Ducwall
 T-F 12-6; S 10-2
 Kendall County SAALS
 Member of Kendall Co. L.S.
 See Boerne/FLS-KCHQ

COMMERCE

Commerce Public Library
 P.O. Box 308 75428-0308
 1210 Park Street
 903/886-6858
 Rebecca Goughnour
 M-F 9-5; S 9-12
 Hunt County NETLS

CONROE

Montgomery County Library
 P.O. Box 579 77305-0579
 400 N. San Jacinto Street 77301
 409/756-4484; fax: 756-4486
 Michael Baldwin
 M-Th 9-8; FS 9-5
 Montgomery County HALS

Branch(es) or Bookmobile(s)

Magnolia Branch Library
 See Magnolia

R.B. Tullis Branch Library
 See New Cancy

Ruth Frances Meador Branch Library
 See Willis

South Branch Library
 See The Woodlands

West Branch Library
 See Montgomery

COOPER

Delta County Public Library
 520 SW First Street 75432
 903/395-4575
 Karen Wheat
 MTW 9-4; Th 9-7
 Delta County NETLS

COPPELL

Coppell Public Library
 P.O. Box 478 75019
 255 Parkway Boulevard
 214/462-0312; fax: 393-0948
 Judi L. Biggerstaff
 MTh 10-9; TWF 10-6; S 12-5
 Dallas County NETLS

COPPERAS COVE

Copperas Cove Public Library
 602 South Main Street 76522-1449
 817/547-1863
 Rita Matthews
 MWF 10-5:30; TT 10-9; S 10-5
 Coryell County CTLS

CORPUS CHRISTI

Corpus Christi Public Library
 805 Comanche 78401-2798
 512/880-7070; fax: 880-7046
 Herbert G. Canales
 Sun 2-6; M-Th 9-9; FS 9-6
 Nueces County STLS

Branch(es) or Bookmobile(s)

Flour Bluff Branch Library
 1456 Waldron Road 78418-4433
 512/937-5222
 Julie Shamoun
 TWT 12-7; FS 10-6

Greenwood Branch Library
 4044 Greenwood Drive 78416-1906
 512/854-2356
 Dorothea Castanon
 M 2-9; TWT 10-9; FS 10-6

Northwest Branch Library
 3202 McKinzie 78410-2442
 512/241-9329
 Carolyn Trammell
 M 2-9; TWT 10-9; FS 10-6

Parkdale Branch Library
 4444 Gollihar 78411-2908
 512/853-9961
 Mary Johnson
 M-Th 10-9; FS 10-6

CORRIGAN

Mickey Reily Public Library
 604 South Mathews 75939
 409/398-4156
 Debra Jewell
 M 12-8; T-F 9:30-5:30
 Polk County HALS

CORSICANA

Corsicana Public Library
 100 North 12th Street 75110-5205
 903/654-4810; fax: 654-4814
 Judy Kuykendall
 MT 10-8; W-F 10-6; S 10-4
 Navarro County NETLS

COTULLA

Alexander Memorial Library
 201 South Center Street 78014
 210/879-2601
 Janis K. McClellan
 TTF 9-1, 2:30-5:30; W 2:30-5:30; S 9-12
 La Salle County SAALS

CRANE

Crane County Library
 701 South Alford Street 79731-2521
 915/558-3142; fax: 558-2519
 Jo Ann Parker
 MWThF 9-12, 1-5; T 1-9
 Crane County WTLS

CROCKETT

J.H. Wootters-Crockett Public Library
 P.O. Box 1226 75835
 708 East Goliad
 409/544-3089; fax: 544-3089
 Sallie Woodward
 TW 9-5; Th 9-1
 Houston County HALS

CROSBY

Crosby Branch Library
 135 Hare Road 77532
 713/328-3535; fax: 328-5590
 Carol Lee
 M 12-8; TWT 10-6; F 1-6; S 10-2
 Branch of Harris County Public Library
 See Houston/HCPL

CROSBYTON

Crosby County Library
 114 West Aspen 79322
 806/675-2673
 Joy Jackson
 M-F 10-5
 Crosby County WTLS

Branch(es) or Bookmobile(s)

Lorenzo Library
 See Lorenzo

Ralls Library
 See Ralls

CROSS PLAINS

Cross Plains Public Library
 P.O. Box 333 76443
 817/725-7722
 Billie R. Loving
 M-F 1-5
 Callahan County BCLS

CROWELL

Foard County Library
 Box 317 79227-0317
 203 North Main
 817/684-1250
 Jackie Diggs
 M-F 1:30-5:30
 Foard County NTLS

CROWLEY

Crowley Public Library
 Box 747 76036-0747
 121 North Hampton Road 76036
 817/297-6707
 Patricia Vera
 M-W 1-5; Th 10-12, 7-9; S 10-2
 Tarrant County NTLS

CUERO

Cuero Public Library
 207 East Main 77954
 512/275-2864
 Barbara Jacob
 M-F 8:30-5:30; S 9-12
 DeWitt County STLS

CYPRESS

Northwest Branch Library
 11355 Regency Green Drive 77429
 713/890-2665
 Terri Stephens
 M 1-8; TT 10-6; W 10-8; F 1-6; S 10-5
 Branch of Harris County Public Library
 See Houston/HCPL

DAINGERFIELD

Daingerfield Public Library
 207 Jefferson Street 75638-1713
 903/645-2823
 Earlene Walton
 M-F 8:30-12, 1-5:30
 Morris County NETLS

DALHART

Dallam-Hartley County Library
 420 Denrock Avenue 79022-2628
 806/249-2761; fax: 249-2761
 Linda Childers
 M 1-8; TWTF 9:30-12, 1:30-5:30; S 1-3:30
 Dallam County TPLS

DALLAS

Dallas Public Library
 1515 Young Street 75201-5499
 214/670-1400; fax: 670-7839
 Vacant
 Sun 1-5; M-Th 9-9; FS 9-5
 Dallas County NETLS

Branch(es) or Bookmobile(s)

Audelia Road Branch Library
 10045 Audelia Road 75238
 214/670-1351
 Penny Washington
 MW 10-6; TT 10-8; S 10-5

Casa View Branch Library
 10355 Ferguson Road 75228
 214/670-8403
 Mary Lee York
 MW 10-8; TF 10-6; S 10-5

Dallas West Branch Library
 2332 Singleton Boulevard 75212
 214/670-6445
 Myra Joyce Campbell
 MW 10-6; TT 10-8; S 10-5

Forest Green Branch Library
 9015 Forest Lane 75243
 214/670-1335
 Lesly Smith
 MW 10-8; TF 10-6; S 10-5

Fretz Park Branch Library
 6990 Belt Line Road 75240
 214/670-6421
 Barbara Bender
 MW 10-8; TF 10-6; S 10-5

Hampton-Illinois Branch Library
 2210 West Illinois Avenue 75224
 214/670-7646
 Ruby Hunter
 MW 10-6; TT 10-8; S 10-5

Highland Hills Branch Library
 3624 Simpson Stuart Road 75241
 214/670-0987
 Pamela Baker
 MW 10-6; TT 10-8; S 10-5

Lakewood Branch Library
 6121 Worth Street 75214
 214/670-1376
 Betty Brown
 MW 10-6; TT 10-8; S 10-5

Lancaster-Kiest Branch Library
 3039 South Lancaster Road 75216
 214/670-1952
 Linda Holland
 MW 10-8; TF 10-6; S 10-5

Martin Luther King, Jr. Library/LC
 2922 Martin Luther King, Jr. Blvd. 75215
 214/670-0344
 Joyce Sauls
 MW 10-6; TT 10-8; S 10-5

North Oak Cliff Branch Library
 302 West Tenth Street 75208
 214/670-7555
 Annette Curtis
 MW 10-8; TF 10-6; S 10-5

Oak Lawn Branch Library
 4100 Cedar Springs Road 75219
 214/670-1359
 Ron Boyd
 MW 10-8; TF 10-6; S 10-5

Park Forest Branch Library
 3421 Forest Lane 75234
 214/670-6333
 Marsha Lockwood
 MW 10-6; TT 10-8; S 10-5

Pleasant Grove Branch Library
 1125 South Buckner Blvd. 75217
 214/670-0965
 Lee Shuey
 MW 10-8; TF 10-6; S 10-5

Polk-Wisdom Branch Library
 7151 Library Lane 75232
 214/670-1947
 Anita Decker
 MW 10-8; TF 10-6; S 10-5

Preston Royal Branch Library
 5626 Royal Lane 75229
 214/670-7128
 Victor Kralisz
 MW 10-8; TF 10-6; S 10-5

Renner Frankford Branch Library
 6400 Frankford Road 75252
 214/670-6100
 Sherry Grieb
 MW 10-6; TT 10-8; S 10-5

Skyline Branch Library
 6006 Everglade Road 75227
 214/670-0938
 Ernest Ewunes
 MW 10-6; TT 10-8; S 10-5

Walnut Hill Branch Library
 9495 Marsh Lane 75220
 214/670-6376
 Cordie Hines
 MW 10-6; TT 10-8; S 10-5

DALLAS/DCPL

Dallas County Public Library System
 634 Records Building 75202-3504
 500 Main
 214/653-6944; fax: 653-6946
 Traphene Hickman
 M-F 8-4:30
 Dallas County NETLS

Branch(es) or Bookmobile(s)

Belo Law Library Branch
 2101 Ross Avenue 75201
 214/754-4730
 Sharon Williams
 M-F 9-4

Dallas County Civil Law Library
 Government Center, 2nd Floor 75202-4606
 214/653-7481
 June Clee
 M-F 8-5

Dallas County Criminal Law Library
 Frank Crowley Courts Bldg., Rm. A9 75207
 133 N. Industrial
 214/653-5990
 Marcia Baker
 M-F 8-5

DAYTON

Edmund E. & Nida Smith Jones Library
 307 West Houston 77535-2537
 409/258-7060
 Francess Ashley
 M-F 8-5
 Liberty County HALS

DeLEON

DeLeon Public Library
 105 South Texas Street 76444-1862
 817/893-2417
 Willie Faye Scott
 M-F 9-5
 Comanche County BCLS

DeSOTO

DeSoto Public Library
 300 Lion Street 75115
 214/223-8407; fax: 230-3895
 Mary H. Musgrave
 MWF 10-6; TT 10-8; S 9-4
 Dallas County NETLS

DECATUR

Decatur Public Library
 1700 Highway 51 South 76234-9202
 817/627-5512; fax: 627-1822
 Mary L. McClure
 MTh 10-8; TWF 10-6; S 10-2
 Wise County NTLS

DEER PARK

Deer Park Public Library
 3009 Center Street 77536-5099
 713/479-5276
 Charles Suessmuth
 MW 10-6; TT 10-9; FS 10-5
 Harris County HALS

DEL RIO

Val Verde County Library
 300 Spring Street 78840
 210/774-7595; fax: 774-7607
 Ann Gault
 Sun 1-5; MWThF 9-6; T 1-9; S 1-5
 Val Verde County SAALS

DELL CITY

Grace Grebing Public Library
 P.O. Box 37 79837-0037
 110 North Main 79837
 915/964-2495
 Jan Lee
 M-F 7:30-4 TT 9-2
 Hudspeth County TTPLS

DENISON

Denison Public Library
 300 West Gandy 75020-3153
 903/465-1797; fax: 465-1130
 Alvin R. Bailey
 Sun 1-5; MWF 9-6; TT 9-9; S 10-5
 Sun 1-5; MWF 9-6; TT 9-7; S 10-5
 Grayson County NETLS

DENTON

Denton Public Library
502 Oakland 76201
817/383-7735
Joella A. Orr
MWFS 9-6; TT 9-9
Denton County NTLS

DENVER CITY

Yoakum County Library
P.O. Box 900 79323-0900
205 West 4th Street 79323
806/592-2754
Anna Greer
MWThF 9:30-5:30; T 2-8
Yoakum County WTLS

DEVINE

Driscoll Public Library
P.O. Box 619 78016-0619
202 E. Hondo Avenue
210/663-2993; fax: 663-4318
Marlene Wells
MTh 1-7; TWF 1-5; S 9-12
Medina County SAALS

DIBOLL

TLL Temple Memorial Library
300 Park Street 75941
409/829-5497; fax: 829-5465
Brenda Russell
M 9:30-8; TWT 9:30-6; F 9:30-5:30; S 10-2
M-Th 9:30-6; F 9:30-5:30; S 10-2
Angelina County HALS

DICKINSON

Mares Memorial Library
4324 Highway 3 77539-6849
713/534-3812; fax: 534-3473
Elizabeth R. Steiner
MWF 12-5; TT 10-8; S 10-4
Galveston County HALS
Member of Galveston Co. L.S.
See Galveston/FLS-GCHQ

DIMMITT

Rhoads Memorial Library
103 SW 2nd 79027-2595
806/647-3532
Cindy Pottorff
T-F 10-6; S 9-12
Castro County TPLS

DONNA

Donna Public Library
301 South Main 78537-3288
210/464-2221; fax: 464-9467
Bruce Kalter
M-F 8-5
Hidalgo County STLS
Member of Hidalgo Co. L.S.
See McAllen/FLS-HCHQ

DRIPPING SPRINGS

Dripping Springs Community Library
P.O. Box 279 78620
Tiger Lane at Highway
290 West 512/858-7825
Carol Williams
MWF 8:30-3:30; TT 8:30-8
M-F 10-2
Hays County CTLS

DUBLIN

Dublin Public Library
206 West Blackjack 76446-2204
817/445-4141
Carolyn Holden
M-F 1-5
Erath County NTLS

DUMAS

Moore County Libraries
124 S. Bliss Avenue 79029-3899
806/935-4941; fax: 935-3324
Helen Woolley
Sun 2-6; M 9-8; T-F 9-6; S 10-2
M 9-8; T-F 9-6; S 10-2
Moore County TPLS

Branch(es) or Bookmobile(s)

Britain Memorial Library
See Sunray

DUNCANVILLE

Duncanville Public Library
103 E. Wheatland Road 75116
214/780-5050; fax: 780-5053
Carla W. Bryan
MF 10-6; TWT 10-9; S 10-5
Dallas County NETLS

EAGLE LAKE

Eula & David Wintermann Library
101 N. Walnut 77434
409/234-5411; fax: 234-3321
Wanda Center
M-F 10-6; S 9-1
Colorado County HALS

EAGLE PASS

Eagle Pass Public Library
589 Main Street 78852
512/773-2516; fax: 773-9170
Sarah W. Perry
MWF 10-6; TT 10-8; S 1-5
Maverick County SAALS

EAST BERNARD

East Bernard Branch Library
P.O. Box 516 77435
Clubsides Drive
409/335-6142
Agnes Minks
T 10-5:30; W-F 1:30-5:30; S 8-12
Branch of Wharton County Library
See Wharton

EASTLAND

Centennial Memorial Library
210 South Lamar Street 76448-2794
817/629-2281
Joy Jordan
M-F 12:30-5:30; S 9:30-12:30
M-F 9:30-2:30; S 9:30-12:30
Eastland County BCLS

EDEN

Eden Public Library
P.O. Box 896 76837-0896
117 Market Street
915/869-7761
Avon Lee
MWF 9-12, 1-5
Concho County BCLS

EDINBURG

Edinburg Public Library
401 East Cano 78539-4596
210/383-6246
Christopher Kuechmann
MT 9-7; W-F 9-6; S 1-5
Hidalgo County STLS
Member of Hidalgo Co. L.S.
See McAllen/FLS-HCHQ

EDNA

Jackson County Memorial Library
411 North Wells Street 77957-2734
512/782-2162
Marcy L. Worsham
MWThF 8-5; T 8-7
Jackson County STLS

EL CAMPO

El Campo Branch Library
409 E. Hillje 77437
409/543-2362
Laverne Bacak
M 10-8; T-F 10-6; S 9-1
Branch of Wharton County Library
See Wharton

EL PASO

El Paso Public Library
501 North Oregon 79901-1195
915/543-5413; fax: 543-5410
Ramiro S. Salazar
M-Th 8:30-9; FS 8:30-5:30
El Paso County TTPLS

Branch(es) or Bookmobile(s)

Armijo Branch Library
710 East 7th 79901-3404
915/541-4877
Margarita Sanchez
TWT 9-6; FS 8:30-5:30

Bookmobile - El Paso Public Library
501 North Oregon 79901-1195
915/543-5418

Cielo Vista Branch Library
8929 Viscount 79925-5823
915/591-6812
Vacant
TWT 11-8; FS 8:30-5:30

Clardy Fox Branch Library
200 Lisbon 79905-4604
915/772-0501
Fernando Racelis
TWT 11-8; FS 8:30-5:30

Irving Schwartz Branch Library
1865 Dean Martin Drive 79936-4305
915/857-0594
Anita Ruble
TWT 11-8; FS 8:30-5:30

Lower Valley Branch Library
7915 San Jose 79915-3318
915/591-3391
Patricia Lang
TWT 11-8; FS 8:30-5:30

Memorial Park Branch Library
3200 Copper 79930-4304
915/566-1034
Charlotte Hollis
TWT 9-6; FS 8:30-5:30

Richard Burges Branch Library

9300 Diana 79924-6488
 915/755-4219
 Judith Davidson-Garcia
 TWT 11-8; FS 8:30-5:30

Veterans Park Branch Library

5303 Salem 79924-1801
 915/821-7334
 Vacant
 TWT 11-8; FS 8:30-5:30

Westside Branch Library

125 Belvidere 79912-2131
 915/581-2024
 Aleta Anderson
 TWT 11-8; FS 8:30-5:30

Ysleta Branch Library

9301 Alameda 79907-6803
 915/858-0905
 Sahly Martinez
 TWT 11-8; FS 8:30-5:30

ELDORADO**Schleicher County Public Library**

P.O. Box 611 76936-0611
 201 SW Main Street 76936
 915/853-3767
 Jeri Whitten
 M-F 10-5
 Schleicher County BCLS

ELECTRA**Electra Public Library**

401 North Waggoner Street 76360
 817/495-2208
 Terry Holbert
 MW 9-5; TT 10-6; F 9-12; S 10-12
 Wichita County NTLS

ELGIN**Elgin Public Library**

404 N. Main Street 78621
 512/285-5678
 Katherine Thaler
 TWF 1-5; Th 12-5; S 9-12
 Bastrop County CTLS

ELSA**Elsa Public Library**

P.O. Box 1447 78543
 N. Hidalgo Street
 512/262-3061
 Hilda Molina
 M-F 9-6
 Hidalgo County STLS
 Member of Hidalgo Co. L.S.
 See McAllen/FLS-HCHO

EMORY**Rains County Public Library**

P.O. Box 189 75440
 803 Lennon Drive
 903/473-2221
 Doris Briggs
 MS 10-12; T-F 10-5
 Rains County NETLS

ENNIS**Ennis Public Library**

501 W. Ennis Avenue 75119-3803
 214/875-5360; fax: 875-9086
 Ann Peeler
 MTWF 9-6; Th 9-8; S 9-1
 Ellis County NETLS

EULESS**Eules Public Library**

201 N. Ector Dr. 76039-3595
 817/685-1482; fax: 685-1416
 Betty O. Yarbrough
 M 10-9; TWT 10-6; FS 10-5
 Tarrant County NTLS

EVERMAN**Everman Public Library**

212 Race Street 76140-3297
 118 Trammell 76140
 817/551-0726
 Eva Hamm
 TWF 1-5; Th 10-12, 6-8; S 10-2
 Tarrant County NTLS

FABENS**El Paso County Library**

P.O. Drawer 788 79838-0788
 601 N.E. 10th Street 79838
 915/764-3635
 Susan E. McCargar
 M 8-6; T F 8-5:30; S 9-1
 M 8-6; T-F 8-5:30
 El Paso County TTPLS

Branch(es) or Bookmobile(s)

El Paso County Library Bookmobile
 P.O. Drawer 788 79838-0788
 601 N.E. 10th Street
 915/764-3635
 Ignacio Rivas

Horizon City Branch Library
 P.O. Drawer 788 79838-0788
 1500 N. Horizon Space 17
 Susan E. McCargar

FAIRFIELD

Fairfield Library
 350 W. Main Street 75840
 903/389-3574
 Virginia Oliver
 T-F 9:30-5:30
 Freestone County CTLS

FALFURRIAS

Ed Rachal Memorial Library
 203 S. Henry Street 78355
 512/325-2144
 Helen W. Casey
 M-F 8-5
 Brooks County STLS

FALLS CITY

Falls City Public Library
 P.O. Box 220 78113-0220
 FM 791
 512/254-3361
 Joy Swicrc
 MWThF 12:30-5:30
 MWF 10-5:30; Th 12:30-5:30
 Karnes County SAALS
 Member of Karnes County L.S.
 See Kenedy/FLS-KCHQ

FARMERS BRANCH

Farmers Branch Manske Public Library
 13613 Webb Chapel 75234
 214/247-2511; fax: 241-6305
 Mary Jane Stevenson
 Sun 1-5; M-Th 10-9; F 10-6; S 9-6
 Dallas County NETLS

FARMERSVILLE

Charles J. Rike Memorial Library
 P.O. Box 50 75031-0050
 203 Orange Street
 214/782-6681
 Pansy Hundley
 TT 8:30-6; WF 8:30-4:30; S 9-2
 Collin County NETLS

FERRIS

Ferris Public Library
 514 S. Mable 75125
 214/544-3696
 Carol Smith
 MW 9-12, 1-5; Th 10-12, 1-5
 Ellis County NETLS

FLATONIA

Flatonia Public Library
 P.O. Box 656 78941
 208 North Main E.
 512/865-3920
 Betty Mueller
 M-F 10-12, 3:30-5:30
 Fayette County CTLS

FLORENCE

Florence Public Library
 P.O. Box 430 76527-0430
 207 East Main Street 76527
 817/793-2672
 Zu Ella Clark
 MTTf 8:30-12, 1-5:30; W 8:30-12, 1-5:30, 6-9
 MTTf 8-12, 1-5; W 8-12, 1-5, 6-9
 Williamson County CTLS

FLORESVILLE

Sam Fore, Jr. Wilson County Public Library
 One Library Lane 78114-2239
 210/393-2886
 Marlene Reynolds
 MWF 9-5; TT 9-6; S 9-12
 Wilson County SAALS

Branch(es) or Bookmobile(s)

La Vernia Branch Library
 See La Vernia

FLOWER MOUND

Flower Mound Public Library
 3925 Churchill Drive 75028
 214/539-0120
 Tina Hager
 Sun 2-5; M-W 10-7; S 10-4
 Denton County NTLS

FLOYDADA

Floyd County Library
 Floyd County Courthouse 79235
 806/983-3578
 Sandra Crawford
 M-F 8-12, 1-5
 Floyd County WTLS

Branch(es) or Bookmobile(s)

Floyd County Branch Library
See Lockney

FOREST HILL

Forest Hill Public Library
6619 Forest Hill Drive 76140
817/483-9811
Alice Noc
TW 10-12, 1-8; Th 10-12, 1-5; F 1-6; S 9-1
Tarrant County NTLS

FORT DAVIS

Jeff Davis County Library
Box 1054 79734-1054
3 Woodward 79734
915/426-3809
Valerie Truax
MW 2-6; TF 1-6; S 9-1
MWF 12-5; TT 1-5; S 9-1
Jeff Davis County TTPLS

FORT HANCOCK

**Hudspeth County/Fort Hancock I.S.D.
Public Library**
P.O. Box 98 79839-0098
101 School Drive 79839
915/769-3868; fax: 769-3940
Daniel Esparza
M-F 8-4
M-F 8-12
Hudspeth County TTPLS

FORT STOCKTON

Fort Stockton Public Library
500 North Water 79735-5634
915/336-3374; fax: 336-3375
Patricia Dick
M-W 9:30-6; Th 9:30-8; FS 9-3
Pecos County TTPLS

FORT WORTH

Fort Worth Public Library
300 Taylor Street 76102-7333
817/871-7705; fax: 871-7734
Linda Allmand
M-W 9-9; ThF 9-6; S 10-6
Tarrant County NTLS

Branch(es) or Bookmobile(s)

Diamond Hill/Jarvis Branch Library
1300 NE 35th Street 76106
817/624-7331
Connie Barnes
MW 12-9; TFS 10-6

East Berry Branch Library
4300 East Berry 76105
817/536-1945
Shelia Barnett
MThS 10-6; TW 12-9

Meadowbrook Branch Library
5651 East Lancaster 76112
817/451-0916
Wynette Schwalm
MT 12-9; WFS 10-6

Northside Branch Library
601 Park Street 76106
817/626-8241
Marion Edwards
MWF 10-6; TT 12-9

Ridglea Branch Library
3628 Bernie Anderson 76116
817/737-6619
Ali Mattei-Mejia
MT 12-9; WFS 10-6

Riverside Branch Library
2913 Yucca 76111
817/838-6931
Ken Jackson
MW 12-9; TTS 10-6

Seminary South Branch Library
501 East Bolt 76110
817/926-0215
Judy McCoy
MWS 10-6; TT 12-9

Shamblee Branch Library
959 East Rosedale 76104
817/870-1330
Gale Albritton
MT 11-8; W-F 10-6

Southwest Regional Branch Library
4001 Library Lane 76109
817/782-9353
Cornelia Pim
TWT 10-9; FS 10-6

Wedgwood Branch Library
3816 Kimberly 76133
817/292-3368
Harold Ard
MT 12-9; WThS 10-6

FRANKSTON

Frankston Depot Library
P.O. Box 639 75763-0639
Town Square South 75763
903/876-4463
Patricia B. Montrose
TS 9-5; Th 12-7
Anderson County NETLS

FREDERICKSBURG

Pioneer Memorial Library
115 West Main Street 78624
210/997-6513
Sue Croom
MTT 9-6; W 9-7; FS 9-2
Gillespie County SAALS

Branch(es) or Bookmobile(s)

Pioneer Memorial Library Bookmobile
115 West Main 78624
210/997-6513
Sylvia Lochte

FREEPORT

Freeport Branch Library
410 Brazosport Blvd. 77451
409/233-3622; fax: 233-4300
Betty Prichard
MW 10-6; TT 10-8; S 10-5
Branch of Brazosport County Library System
See Angleton

FRIENDSWOOD

Friendswood Public Library
416 Morningside 77546-3897
713/482-7135; fax: 482-6427
Claudie L. Pettigrew
MTT 12-9; W 10-9; FS 10-6
MTh 10-8; TWFS 10-6
Galveston County HALS
Member of Galveston Co. L.S.
See Galveston/FLS-GCHQ

Branch(es) or Bookmobile(s)

Little Library House
108 Spreading Oaks 77546-3897
713/482-7135
Monetta Houston
MTWTS 10-3

FRIONA

Friona Public Library
109 W. 7th Street 79035-2548
806/247-3200
Darla M. Bracken
M-F 9-6
Parmer County TPLS

FRITCH

Hutchinson County Library
P.O. Box 518 79036
205 N. Cornell
806/857-3752
Frances Mack
M-F 9-12, 1-5
Branch of Hutchinson County Library
See Borger

GAINESVILLE

Cooke County Library
200 S. Weaver Street 76240
817/665-2401
Ann Woods
M-F 10-6; S 9-1
M-F 10-6
Cooke County NETLS

GALENA PARK

Galena Park Branch Library
100 Main Street 77547
713/674-2245
Peggy Warnock
MWTh 9-6; T 12-8; F 12-6; S 9-1
Branch of Harris County Public Library
See Houston/HCPL

GALVESTON

Rosenberg Library
2310 Sealy Avenue 77550-2296
409/763-8854; fax: 763-1064
Nancy Smith
Sun 1-5; M-Th 9-9; FS 9-6
M-Th 9-9; FS 9-6
Galveston County HALS
Member of Galveston Co. L.S.
See Galveston/FLS-GCHQ

GALVESTON/FLS-GCHQ

Galveston County Library System
2310 Sealy Avenue 77550-2296
409/763-8854; fax: 763-1064
Nancy Smith
Galveston County HALS

*Members:***Friendswood Public Library**

See Friendswood

Genevieve Miller Hitchcock Public Library

See Hitchcock

Helen Hall Library

See League City

La Marque Public Library

See La Marque

Mae S. Bruce Library

See Santa Fe

Mares Memorial Library

See Dickinson

Rosenberg Library

See Galveston

GARLAND**Nicholson Memorial Library System**

625 Austin Street 75040-6365

214/205-2543; fax: 205-2523

Lowell Lindsey

M-Th 9:30-9; FS 9:30-6

Dallas County NETLS

*Branch(es) or Bookmobile(s)***Ridgewood Branch Library**

120 West Kingsley Road 75041-3498

214/205-2578

Howard Tule

TT 10-9; WFS 10-6

Walnut Creek Branch Library

3320 W. Walnut 75042-7118

214/205-2584

Liza Arredondo

TT 10-9; WFS 10-6

GATESVILLE**Gatesville Public Library**

811 Main Street 76528-1432

817/865-5367

Barbara L. Rosser

M 9:30-7; T-F 9:30-5:30; S 9:30-12:30

Coryell County CTLS

GEORGE WEST**Live Oak County Library**

P.O. Box 698 78022-0698

400 Houston Street

512/449-1124

Opal Miller

M-F 1-5

Live Oak County STLS

*Branch(es) or Bookmobile(s)***Live Oak County Branch Library**

See Three Rivers

GEORGETOWN**Georgetown Public Library**

808 Martin Luther King 78626-5527

512/869-3550; fax: 869-3659

Mary Pat McLaughlin

M-Th 10-8; F 10-6; S 10-3

Williamson County CTLS

GIDDINGS**Rufus Young King Library**

177 South Madison Street 78942

409/542-2716

Pamela Kubena

M-F 10:30-5:30

Lee County CTLS

GILMER**Upshur County Library**

702 West Tyler Street 75644-2198

903/843-5001

Joyce Morrison

M-F 8-6; S 9-1

Upshur County NETLS

GLADEWATER**Lee Public Library**

P.O. Box 791 75647-0791

312 West Pacific 75647

903/845-2640

Janice A. Welton

M-F 9:30-5:30; S 9:30-2

Gregg County NETLS

GLEN ROSE**Somervell County Library**

P.O. Box 417 76043

100 Barnard Street

817/897-4582

Peggy Oldham

M-F 10-5; S 10-3

Somervell County NTLs

BEST COPY AVAILABLE

40

GOLDTHWAITE

Jennie Trent Dew Library
P.O. Box 101 76844
1101 Hutchings St.
915/648-2447
Yvonne Bruce
MWF 2:30-5:30
Mills County CTLS

GOLIAD

Goliad County Library
P.O. Box 789 77963
303 S. Commercial Street
512/645-2291
Mary Anne Welch
MWThF 9-5; T 9-7; S 10-12
Goliad County STLS

GONZALES

Gonzales Public Library
P.O. Box 220 78629
415 St. Matthew
210/672-6315
Barbara Gorden
MTh 12-8; TWF 9-5; S 9-12
Gonzales County STLS
Member of Gonzales Co. L.S.
See Gonzales/FLS-GCHQ

GONZALES/FLS-GCHQ

Gonzales County Library System
P.O. Box 220 78629
415 St. Matthew
210/672-6315
Barbara Gorden
Gonzales County STLS

Members:

Gonzales Public Library
See Gonzales

Stella Ellis Hart Public Library
See Smiley

GORMAN

Charlie Garrett Memorial Library
P.O. Box 219 76454-9803
103 S. Fisher
817/734-3301
Ida Chandler
M-F 3-5
Eastland County BCLS

GRAHAM

Graham Public Library
1100 Cherry Street 76046-3898
817/549-0600; fax: 549-8624
Bob Lanier
MTWF 9-6; Th 9-8; S 10-4
Young County NTLS

GRANBURY

Hood County Library
222 N. Travis 76048
817/573-3569
Jeanell Morris
M 10-7; T 10-9; W-S 10-6
Hood County NTLS

GRAND PRAIRIE

Grand Prairie Memorial Library
901 Conover Drive 75051-1590
214/264-9536; fax: 264-3823
Kathy Ritterhouse
Sun 1-5; M 10-6; TWT 10-9; FS 9-6
Dallas County NETLS

Branch(es) or Bookmobile(s)

GP Memorial Library Bookmobile
901 Conover Drive 75051-1590
214/264-9536; fax: 264-3823
Rachel Orozco

GRAND SALINE

Grand Saline Public Library
201 E. Pacific Avenue 75140
903/962-5516
Catherine C. Jarvis
T-F 9-5
Van Zandt County NETLS

GRANDFALLS

Ward County Library Grandfalls
P.O. Box 186 79742
915/547-2861
Merle Sidlo
TTFS 10-1, 2-6; W 9-1, 2-6
Branch of Ward County Library
See Monahans

GRAPEVINE

Grapevine Public Library
1201 S. Main 76051-5545
817/481-0336; fax: 481-0474
Janis Roberson
MTT 10-8; WF 10-6; S 10-5
Tarrant County NTLS

GREENVILLE

W. Walworth Harrison Public Library
 3716 Lee Street 75401-3906
 903/457-2992
 Dawn Lowell
 M 10-8:30; TWT 9-8:30; F 9-5:30; S 9-4
 Hunt County NETLS

GROESBECK

Maffett Memorial Library
 601 W. Yeagua 76642-1658
 817/729-3667; fax: 729-8393
 Denise Carter
 M-W 12-5; ThF 12-6; S 9-12
 Limestone County CTLS

GROOM

Groom Branch Library
 Box 308 79039
 201 Broadway
 806/248-5391; fax: 248-5391
 Evelyn Hubbart
 M-F 1-5
 Branch of Carson County Public Library
 See Panhandle

GROVES

Groves Public Library
 5600 West Washington Boulevard 77619
 409/962-6281
 M. Jane Millwood
 M-Th 9-6:30; F 9-5; S 10-2
 Jefferson County HALS

GROVETON

Groveton Public Library
 P.O. Box 399 75845
 409/642-2483
 Peggy Sullivan
 MF 8-12, 1-5; TWT 1-5
 Trinity County HALS

GRUVER

Gruver City Library
 Box 701 79040
 504 King Street
 806/733-2191; fax: 733-2191
 Carolyn Fletcher
 M-F 2-6
 Hansford County TPLS

GUTHRIE

King County Public Library
 Box 1 79236
 806/596-4385
 Laquita Fields
 MThF 9-12, 1-5
 King County WTLS

HALE CENTER

Hale Center Public Library, Inc.
 P.O. Box #214 79041-0214
 609 Main Street 79041
 806/839-2055
 Jeanne T. Allen
 MWF 9-12, 1-5:30
 Hale County WTLS

HALLETTSVILLE

Friench Simpson Memorial Library
 P.O. Drawer 269 77964-0269
 400 Kelly 77964
 512/798-3243
 Carol Morisak
 T 8:30-5:30; W 12:30-6:30;
 ThF 12:30-5:30; S 9-12
 Lavaca County STLS

HALTOM CITY

Haltom City Public Library
 P.O. Box 14277 76117-0277
 3201 Friendly Lane 76117-3622
 817/831-6433
 Deborah J. Karpuk
 MTT 10-9; WFS 12-5
 Tarrant County NTLS

HAMILTON

Hamilton Public Library, Inc.
 123 E. Henry 76531
 817/386-3474
 Lydia Robinson
 T-F 9-5
 Hamilton County CTLS

HARKER HEIGHTS

Harker Heights Public Library
 100 East Beeline 76543
 817/699-5008
 Agnes Liles
 TWF 10-5; Th 10-7; S 10-12
 TWF 8-4; Th 8-6
 Bell County CTLS

HARLINGEN

Harlingen Public Library
 504 E. Tyler 78550
 210/427-8841; fax: 427-8806
 Maurice Tsai
 SS 12-5; M-W 10-9; ThF 10-5
 M-W 10-8; Th-S 10-5
 Cameron County STLS

HASKELL

Haskell County Library
 P.O. Box 257 79521-0257
 300 North Avenue E 79521
 817/864-2747
 Joan Strickland
 MTTT 1-5; W 9-5
 Haskell County BCLS

HAWKINS

Allen Memorial Public Library
 Drawer 329 75765
 121 E. Blackburn
 903/769-2241
 Pamela McKenzie
 MTW 8:30-4:30; Th 8:30-7:30
 Wood County NETLS

HEARNE

Smith-Welch Memorial Library
 209 Cedar Street 77859
 114 Fourth Street
 409/279-5191
 Joy Ethridge
 M-F 9:30-5:30; S 9:30-12:30
 Robertson County CTLS

HEBBRONVILLE

Jim Hogg County Public Library
 210 North Smith Avenue 78361
 512/527-3421
 Betty J. Newman
 M-F 8-12, 1-5
 Jim Hogg County STLS

HEMPSTEAD

Waller County Library
 2331 11th Street 77445
 409/826-8335; fax: 826-8335
 Bobbye Warren
 MWTh 9-5; T 11-7; F 8-4; S 9-12
 Waller County HALS

Branch(es) or Bookmobile(s)

Waller County Library Brookshire
 See Brookshire

HENDERSON

Rusk County Library
 106 East Main Street 75652-3117
 903/557-8557
 Mary McGee
 MTh 9-8; TWF 9-6; S 9-1
 Rusk County NETLS

Branch(es) or Bookmobile(s)

McMillan Memorial Library
 See Overton

Morrow Branch Library
 See Mt. Enterprise

Tatum Branch Library
 See Tatum

HENRIETTA

Edwards Public Library
 P.O. Drawer 529 76365-0529
 210 West Gilbert
 817/538-4791
 Frances Slagle
 M 9-12:30, 1:30-8; T-F 9-12:30, 1:30-5;
 S 9-12:30
 Clay County NTLS

HEREFORD

Deaf Smith County Library
 211 East 4th Street 79045
 806/364-1206; fax: 364-4762
 Rebecca Walls
 MTh 9-9; TWF 9-6; S 9-1
 MTh 10-9; TWF 10-6; S 10-1
 Deaf Smith County TPLS

HEWITT

Hewitt Community Library
 107 Hewitt Drive 76643
 817/666-2442
 Donna Sparks
 MTT 12-5, 6-8; W 10-5; F 12-5; S 10-1
 McLennan County CTLS

HIGGINS

Higgins Public Library
 P.O. Box 250 79046-0250
 201 N. Main
 806/852-2214; fax: 852-2214
 Joan Smith
 M 9-6; WF 9-5
 Lipscomb County TPLS

HIGHLAND PARK

Highland Park Library
 4700 Drexel Drive 75205-3198
 214/559-9400; fax: 559-9335
 Bonnie N. Case
 T-S 9:30-5:30
 Dallas County NETLS

HIGHLANDS

Stratford Branch Library
 509 Stratford 77562
 713/426-3521
 Joan Halliday
 M 12-8; TWT 9-6; F 1-6; S 9-1
 Branch of Harris County Public Library
 See Houston/HCPL

HILLSBORO

Hillsboro City Library
 118 South Waco Street 76645
 817/582-7385; fax: 582-0112
 Susan S. Mann
 MTh 9-7; TWF 9-5; S 9-12
 Hill County CTLS

HITCHCOCK

Genevieve Miller Hitchcock Public Library
 8005 Barry Avenue 77563-3238
 409/986-7814; fax: 986-6353
 Kathleen Brooks
 M 6-8; TT 10-5:30; W 10-5; F 9-5; S 10-1
 Galveston County HALS
 Member of Galveston Co. L.S.
 See Galveston/FLS-GCHQ

HONDO

Hondo Public Library
 1011 19th Street 78861-2431
 210/426-5333; fax: 426-5189
 Edna M. Ibarra
 MWThF 8:30-5:30; T 8:30-7; S 9-12
 Medina County SAALS

HONEY GROVE

Bertha Voyer Memorial Library
 P.O. Box 47 75446-0047
 500 N. 6th 75446
 903/378-2206; fax: 378-2208
 Mary Fowler
 TW 10-12, 1-5; Th 1-7; F 1-5; S 10-2
 Fannin County NETLS

HOOKS

Hooks Public Library
 P.O. Box 1540 75561-1540
 108 W. 1st Street 75561
 903/547-3365
 Ava McMichael
 M-F 10-12, 2-5; S 10-12
 M-S 10-5
 Bowie County NETLS

HOUSTON

Houston Public Library
 500 McKinney 77002-2534
 713/247-2700; fax: 247-3531
 David M. Henington
 Sun 2-6; M-F 9-9; S 9-6
 Harris County HALS

Branch(es) or Bookmobile(s)

Acres Homes Branch Library
 8501 W. Montgomery 77088
 713/448-9841
 Martha A. Mba
 M 12-9; T-S 10-6

Alief Branch Library
 7979 S. Kirkwood 77072
 713/568-3330
 Sims McCutchan
 Sun 2-6; M-Th 10-9; FS 10-6

Bracewell Branch Library
 10115 Kleckley 77075
 713/941-3130
 Sharyn Easterbrook
 MTh 12-9; T 10-9; WFS 10-6

Carnegie Branch Library
 1050 Quitman 77009
 713/227-9177
 Moxie Martin
 Sun 2-6; M-Th 7:30-9; F 7:30-6; S 10-6

**Clayton Library, Center for Genealogical
 Research**
 5300 Caroline 77004
 713/524-0101
 Maxine Alcorn
 M-W 9-9; Th-S 9-5

Collier Branch Library
 6200 Pinemont 77092
 713/680-1710
 Wendy Adamo
 Sun 2-6; M-Th 10-9; FS 10-6

Dixon Branch Library

8002 Hirsch 77016
713/633-2147
Clara Russell
M 12-9; T-S 10-6

Fifth Ward Branch Library

4014 Market 77020
713/236-0759
Sarah Starling
M 12-9; TWFS 10-6; Th 10-9

Flores Branch Library

110 North Milby 77003
713/223-5311
Carlos Najera
MTh 12-9; TWFS 10-6

Frank Branch Library

6440 West Bellfort 77035
713/271-1092
Edward Osowski
MTh 12-9; T 10-9; WFS 10-6

Heights Branch Library

1302 Heights 77008
713/861-4149
Sammie Hardcastle
MTh 12-9; TWFS 10-6

Hilleadahl Branch Library

2436 Gessner 77080
713/467-9090
Delores Bentke
MTh 12-9; T 10-9; WFS 10-6

Johnson Branch Library

3511 Reed Road 77051
713/733-1983
Vacant
M 12-9; T-S 10-6

Jungman Branch Library

5830 Westheimer 77057
713/789-7211
Bernice Knowles
Sun 2-6; M-Th 10-9; FS 10-6

Kashmere Gardens Branch Library

5411 Pardce 77026
713/674-8461
Miles Fletcher
MTh 12-9; T 10-9; WFS 10-6

Kendall Branch Library

14330 Memorial 77079
713/497-3590
Debbie Llenza
MTh 12-9; T 10-9; WFS 10-6

Lakewood Branch Library

8815 Leland 77028
713/633-3725
Dienna Mims-Johnson
M 12-9; T-S 10-6

Loosecan Branch Library

2510 Willowick 77027
713/622-6525
Michael Parsons
MTh 12-9; TWFS 10-6

Mancuso Branch Library

6767 Bellfort 77087
713/644-1878
Meller Langford
MTh 12-9; TWFS 10-6

Melcher Branch Library

7200 Keller 77012
713/641-5611
Mona Travis
M 12-9; T-S 10-6

Meyer Branch Library

5005 West Bellfort 77035
713/723-1630
John Shults
MTh 12-9; T 10-9; WFS 10-6

Montrose Branch Library

4100 Montrose 77006
713/520-5487
Ivett Garza
MTh 12-9; TWFS 10-6

Moody Branch Library

9525 Irvington 77076
713/697-2745
Sandra Sadler
MTh 12-9; TWFS 10-6

Oak Forest Branch Library

1349 West 43rd 77018
713/688-2251
Vacant
MTh 12-9; TWFS 10-6

Park Place Branch Library

8145 Park Place 77017
713/645-4183
John Russell
MTh 12-9; TWFS 10-6

Pleasantville Branch Library

1520 Gellhorn 77029
713/676-0693
Vacant
M 12-9; T-S 10-6

HOUSTON/HCPL

Ring Branch Library
8835 Long Point 77055
713/468-2643
Suzanne Rickles
MTh 12-9; TWFS 10-6

Robinson-Westchase Branch Library
3223 Wilcrest Drive 77042
713/784-0987
Janine Davies
MTh 12-9; T 10-9; WFS 10-6

Scenic Woods Branch Library
10677 Homestead 77016
713/635-8103
Ben Newbold
MTh 12-9; TWFS 10-6

Smith Branch Library
3624 Scott 77004
713/741-6220
Marjorie Tracy
MTh 12-9; T 10-9; WFS 10-6

Stanaker Branch Library
611 S/Sgt. Macario Garcia 77011
713/923-8784
Louise Zwick
MTh 12-9; TWFS 10-6

Tuttle Branch Library
702 Kress 77020
713/675-4656
Elvia Pillado
MTh 12-9; TWFS 10-6

Vinson Branch Library
3100 West Fuqua 77045
713/433-0356
Marquita Anderson
MTh 12-9; T 10-9; WFS 10-6

Walter Branch Library
7660 Clarewood 77036
713/771-5797
Vacant
MTh 12-9; TWFS 10-6

Young Branch Library
6003 Beckman 77021
713/643-8556
Willie Washington
M 12-9; T-S 10-6

Harris County Public Library
8080 El Rio Street 77054-4195
713/221-5350; fax: 225-8822
Catherine S. Park
M-S 7:30-5
Harris County HALS

Branch(es) or Bookmobile(s)

Aldine Branch Library
11331 Airline Dr. 77037
713/445-5560; fax: 445-8625
Diane Whitby
M 1-9; TW 10-6; Th 10-9; F 1-6; S 10-5

Baldwin Boettcher Branch Library
See Humble

Bear Creek Branch Library
16719 Clay Road 77084
713/550-0885; fax: 550-3304
Monica Norem
M 1-8; TT 10-6; W 10-8; F 1-6; S 10-5

Bookmobiles
900 Corbindale 77024
713/467-1590
JoEllen Green
M-F 8-5

Channelview Branch Library
See Channelview

Crosby Branch Library
See Crosby

Cypress Creek Branch Library
See Spring

Evelyn Meador Branch Library
See Seabrook

Fairbanks Branch Library
7122 North Gessner 77040
713/466-4438; fax: 466-9757
Jackie Davis
M 1-9; TWT 10-6; F 1-6; S 10-5

Freeman Branch Library
16602 Diana Lane 77062
713/488-1906; fax: 286-3931
Tina Russ
M 1-9; TW 10-6; Th 10-9; F 12-6; S 10-5

Galena Park Branch Library
See Galena Park

High Meadows Branch Library
4500 Aldine Mail Route Road 77039
713/590-1456
Jo Hintner
M 1-8; TW 10-6; Th 10-8; F 1-6; S 10-5

Jacinto City Branch Library
1026 Mercury Drive 77029
713/673-3237
Cynthia Lockwood
M 12-8; TWT 9-6; F 12-6; S 9-1

Katy Branch Library
See Katy

Kingwood Branch Library
See Kingwood

La Porte Branch Library
See La Porte

Northwest Branch Library
See Cypress

Octavia Fields Branch Library
See Humble

South Houston Branch Library
See South Houston

Spring Branch Library
930 Corbindale 77024
713/464-1633; fax: 467-8507
Marianne Joy
M 1-9; T 10-9; WTh 10-6; F 1-6; S 10-5

Stratford Branch Library
See Highlands

Tomball Branch Library
See Tomball

West University Branch Library
6108 Auden 77005
713/662-5855
Keddy Outlaw
M 10-8; TWT 10-6; F 1-6; S 10-5

Woodforest Branch Library
13601 Woodforest Blvd. 77015
713/453-8188; fax: 453-3028
Linda Darling
M 1-9; TWT 10-6; F 1-6; S 10-5

HOWE

Howe Community Library
Box 960 75059-0960
Roberts Street 75059
903/532-5519
Peggy Bradley
M-F 8-6; S 9-12
M-F 9-6; S 9-12
Grayson County NETLS

HUMBLE

Baldwin Boettcher Branch Library
22248 Aldine Westfield Road 77338
713/821-1320
Therese O'Halloran
M 1-8; TT 10-6; W 10-8; F 1-6; S 10-5
Branch of Harris County Public Library
See Houston/HCPL

Octavia Fields Branch Library
111 West Higgins 77338
713/446-3377; fax: 446-4203
Dale McNeill
MF 1-6; TW 10-6; Th 10-9; S 10-5
Branch of Harris County Public Library
See Houston/HCPL

HUNTSVILLE

Huntsville Public Library
1216 14th Street 77340
409/291-5470; fax: 291-5418
Judy Hunter
MT 11-7; WTh 10-6; FS 10-2
Walker County HALS

HURST

Hurst Public Library
901 Precinct Line Road 76053
817/589-2016 ext. 19; fax: 590-0940
Allan J. Heindel
MWFS 10-6; TT 10-9
Tarrant County NTLS

HUTCHINS

Hutchins-Atwell Public Library
P.O. Box 888 75141
300 N. Denton Street
214/225-4711; fax: 225-5559
Beulah Harrison
TT 10-7; W 10-4; S 10-1
Dallas County NETLS

50

IDALOU

Idalou Public Library
 P.O. Box 108 79329-0108
 210 Main Street
 806/892-2114
 Beth Rackley
 M-F 1-6
 Lubbock County WTLS

IMPERIAL

Imperial Public Library
 P.O. Box 307 79743-0307
 223 W FM #11 79743
 915/536-2236; fax: 536-2211
 Nell Ivey
 MTT 9-12, 1-4; W 9-12, 1-5; F 9-12, 1-3
 Pecos County TTPLS

INDUSTRY

West End Library
 P.O. Box 179 78944-0179
 North Main Street
 409/357-4434
 Irene Mieth
 M 1:30-5:30; TWT 8:30-12, 1:30-5:30; S 8-12
 Branch of Austin County Library System
 See Wallis

INGLESIDE

Ingleside Public Library
 P.O. Drawer 400 78362-0400
 501 1/2 San Angelo
 512/776-2517
 Becky L. Harrell
 MWF 9-5; TT 10-7
 San Patricio County STLS

IOWA PARK

Tom Burnett Memorial Library
 400 West Alameda 76367
 817/592-4981
 Susan Maness
 TT 10-8; WF 10-5; S 10-2
 Wichita County NTLS

IRAAN

Iraan Public Library
 P.O. Box 367 79744
 120 W. 5th Street
 915/639-2235
 Janet Tidwell
 MTWF 12-6; Th 2-8
 Pecos County TTPLS

IRVING

Irving Public Library
 P.O. Box 152288 75015-2288
 801 W. Irving Boulevard 75060
 214/721-2628; fax: 259-1171
 J. Lamar Veatch
 Sun 2-6; M-Th 10-9; F 10-6; S 9-6
 Dallas County NETLS

Branch(es) or Bookmobile(s)

Northwest Branch Library
 P.O. Box 152288 75015-2288
 2928 North Beltline Road 75062
 214/721-2691
 Karen Beckett
 TT 12-9; WFS 9-6

Southwest Branch Library
 P.O. Box 152288 75015-2288
 2300 West Shady Grove Road 75060
 214/721-2546
 Carol Black
 MT 12-9; WFS 9-6

JACKSBORO

Jacksboro Public Library
 626 West College Street 76056-1655
 817/567-2240; fax: 567-2214
 Juanita Damron
 MWThF 8-5; T 8-6; S 9-12
 Jack County NTLS

JACKSONVILLE

Jacksonville Public Library
 502 South Jackson 75766
 903/586-7664
 Barbara Crossman
 MTh 12-8; TWF 10-6; S 10-2
 Cherokee County NETLS

JASPER

Jasper Public Library
 175 East Water Street 75951
 409/384-3791; fax: 384-5881
 Margie Saulsbury
 M-F 10-6; S 10-5
 Jasper County HALS

JAYTON

Kent County Library
 Box 28 79528-0028
 Highway 70 & the Square 79528
 806/237-3287
 Esther L. Parker
 M 9-11, 1-5; T-F 1-5
 Kent County BCLS

JOHNSON CITY

Johnson City Library
Box 332 78636-0332
507 Nugent Street
210/868-4469
Sally Talburt
MTh 9-5:30; T 1-5; W 5:30-7
Blanco County CTLS

JONESTOWN

Ione Jones Community Library
18664 A FM 1431 78645
512/267-7511
Venus Parsons
M-Th 1-5; S 10-12
MTh 1-5; T 9:30-12:30, 1-5; W 1-5, 6-8:30;
S 10-12
Travis County CTLS

JOURDANTON

Jourdanton Community Library
1220 Simmons Street 78026-1220
210/769-3087; fax: 769-2598
Dorothy Manning
M-F 8:30-5:30
Atascosa County SAALS

JUNCTION

Kimble County Library
208 North 10th Street 76849
915/446-2342
Jerrie Fairchild
MW 9-5; TT 9-5:30; F 9-4
Kimble County BCLS

JUSTIN

Justin Community Library
P.O. Box 877 76247
409 Highway 156 North
817/648-3649
Mary Emma Tate
M-F 2-6; S 9-12
Denton County NTLS

KARNES CITY

Karnes City Public Library
302 S. Panna Maria Street 78118
210/780-2539
Christy Dziuk
MWF 9-5; TT 9-6; S 8-12
M-F 9-5; S 8-12
Karnes County SAALS
Member of Karnes County L.S.
See Kenedy/FLS-KCHQ

KATY

Katy Branch Library
5702 Second Street 77493
713/391-3509
Rosa Sims
MTT 10-6; WF 1-6; S 10-5
Branch of Harris County Public Library
See Houston/HCPL

KAUFMAN

Kaufman County Library
3790 S. Houston 75142-2033
214/932-6222; fax: 932-8530
Betty Haynie
MWF 10-6; Th 10-8; S 10-3
Kaufman County NETLS

KELLER

Keller Public Library
640 Johnson Road 76248
817/431-9011; fax: 431-2837
Lisa Harper Eason
TT 9:30-8; WF 9:30-6; S 9:30-5
Tarrant County NTLS

KEMP

Henderson County Library West
101 Causeway Beach 75143
903/432-4185
Jeanette Kownslar
M-F 10-4; S 9-1
Branch of Henderson County
Clint W. Murchison Memorial Library
See Athens

KENDALIA

Kendalia Public Library
P.O. Box 399 78027-0399
Hwy 473 & Crabapple Road
Donna Jonas
MF 4-5; W 1-5
Kendall County SAALS
Member of Kendall Co. L.S.
See Boerne/FLS-KCHQ

KENEDY

Kenedy Public Library
303 W. Main 78119-2721
210/583-3313
Linda Grant
M-F 9-5:30
Karnes County SAALS
Member of Karnes County L.S.
See Kenedy/FLS-KCHQ

KENEDY/FLS-KCHQ

Karnes County Library System HQ
 303 W. Main 78119-2721
 210/583-9673
 Linda Grant
 T-F 9-5:30
 Karnes County SAALS

Members:

Falls City Public Library
 See Falls City

Karnes City Public Library
 See Karnes City

Kenedy Public Library
 See Kenedy

Runge Public Library
 See Runge

KERMIT

Winkler County Library
 307 S. Poplar 79745-4300
 915/586-3841; fax: 586-2462
 Billye J. Cloud
 M-Th 12-8; F 10-6
 Winkler County WTLS

Branch(es) or Bookmobile(s)

Wink Branch Library
 See Wink

KERRVILLE

Butt-Holdsworth Memorial Library
 505 Water Street 78028
 210/257-8422; fax: 792-5552
 Victoria Roberts
 MFS 10-6; TWT 10-8
 Kerr County SAALS

KILGORE

Kilgore Public Library
 301 Henderson Blvd. 7566.
 903/984-1529; fax: 983-1779
 Janet Marley
 M-Th 10-6; FS 10-4
 Gregg County NETLS

KILLEEN

Killeen Public Library
 711 N. Gray Street 76541-4898
 817/526-6527
 Walter Harrison
 MWF 10-6; TT 10-8:30; S 10-5
 Bell County CTLS

KINGSLAND

Kingsland Branch Library
 P.O. Box 1809 78639
 Highway 1431
 915/388-3170
 Vacant
 MTT 10-6; W 9-6; F 10-5
 Branch of Llano County Library System
 See Llano

KINGSVILLE

Robert J. Kleberg Public Library
 4th & Henrietta 78363-4410
 512/592-6381
 Robert Rodriguez
 M-F 8-7
 Kleberg County STLS

Branch(es) or Bookmobile(s)

Kleberg Public Library Bookmobile
 4th & Henrietta 78363-4410
 512/592-6381
 Judy McDonald

KINGWOOD

Kingwood Branch Library
 4102 Rustic Woods Drive 77345
 713/360-6804; fax: 360-2093
 Cindy Ecklund
 M 1-9; TT 10-6; W 10-9; F 1-6; S 10-5
 Branch of Harris County Public Library
 See Houston/HCPL

KIRBYVILLE

Kirbyville Public Library
 P.O. Box 567 75956
 211 S. Elizabeth Street
 409/423-4653; fax: 423-5545
 Barbara Castillo
 M 10-6; TT 10-5; W 2-6; F 12-5
 Jasper County HALS

KOUNTZE

Kountze Public Library
 Drawer 39 77625
 835 Redwood Street
 409/246-2826
 Deborah Childress
 T-F 9-5:30; S 10-1
 Hardin County HALS

KRUM

Krum Public Library
P.O. Box 500 76249-0500
117 W. McCart 76249
817/482-3455
Katherine Boyer
MTWF 10-7; S 11-3
MTWF 10-7; Th 2-6
Denton County NTLs

KYLE

Kyle Community Library
P.O. Box 366 78640-0366
409 W. Blanco Street 78640
512/268-7411
Judy Douglas
TT 1:30-8; W 10-6; F 1:30-6
Hays County CTLS

LA FERIA

Bailey H. Dunlap Memorial Library
Box 5804 78559-2580
450 S. Main Street
210/797-1242
Faith Nicely
M-WF 1-6; Th 4-9; S 9-2
M-F 12-6
Cameron County STLS

LA GRANGE

Fayette Public Library
855 South Jefferson 78945-3230
409/968-3765; fax: 968-5743
Kathy Carter
Sun 1-5; T 10-6:30; W-F 10-5; S 10-1
Fayette County CTLS

LA MARQUE

La Marque Public Library
1011 Bayou Road 77584-4195
409/935-5821; fax: 938-3913
Marilce Neale
TT 10-7; W 10-6; FS 10-4
Galveston County HALS
Member of Galveston Co. L.S.
See Galveston/FLS-GCHQ

LA PORTE

La Porte Branch Library
526 San Jacinto 77571
713/471-4022
Jo Hofstetter
MTh 10-8; TW 10-6; F 12-6; S 10-5
Branch of Harris County Public Library
See Houston/HCPL

LA VERNIA

La Vernia Branch Library
P.O. Box 667 78121
111 W. Chihuahua
210/779-2239
Marlene Reynolds
MS 9-12; TW 1-5; Th 9-1
Branch of Sam Fore, Jr.
Wilson County Public Library
See Floresville

LAGO VISTA

Lago Vista Community Library
P.O. Box 4967 78645-0001
20505 Dawn Drive
512/267-3868
Frances M. Allen
MWF 1-5; S 11-3
Travis County CTLS

LAGUNA VISTA

Laguna Vista Public Library
122 Fernandez Street 78578
512/943-1793
Lois T. Fasel
T-F 2-5
Cameron County STLS

LAKE DALLAS

Lake Cities Library
P.O. Box 775 75065
302 South Shady Shores Road
817/497-3566
Vera Fingerle
MW 12-5; TTF 11-7; S 10-4
MW 10-5; TTF 11-7; S 10-4
Denton County NTLs

LAKE JACKSON

Lake Jackson Branch Library
250 Circle Way 77566
409/297-1271; fax: 297-3109
Nancy Hackney
MW 10-8; TTF 10-6; S 10-5
Branch of Brazoria County Library System
See Angleton

LAKE TRAVIS

Lake Travis Community Library
3322 Ranch Road 620 South 78734
512/263-2885
Jenny Dailey
M-Th 8-6; F 8-4; S 10-2
MWFS 10-2; TT 2-6
Travis County CTLS

57

LAKE WORTH

Mary Lou Reddick Public Library
 3801 Adam Grubb Drive 76135
 817/237-9681
 Mary Lou Reddick
 TWF 9-5; Th 9-6; S 9-12
 Tarrant County NTLs

LAMESA

Dawson County Library
 P.O. Box 1264 79331-1264
 511 North Third
 806/872-6502; fax: 872-2435
 Ilene Pinkerton
 M-F 9:30-5:30
 Dawson County WTLS

LAMPASAS

Lampasas Public Library
 P.O. Box 308 76550-0308
 201 South Main 76550
 512/556-3251
 Bobbie Hamric
 M-F 10-5:30; S 10-2
 Lampasas County CTLS

LANCASTER

Lancaster Public Library
 220 West Main 75146-3116
 214/227-1080; fax: 227-5560
 Susan Andrews
 TT 9-8; WF 9-5:30; S 11-3
 Dallas County NETLS

LAREDO

Laredo Public Library
 1120 San Bernardo 78040
 Bruni Plaza
 210/722-2435; fax: 722-7413
 Janice Weber
 T-T 9-9; FS 9-6
 Webb County STLS

Branch(es) or Bookmobile(s)

Laredo Public Library Bookmobile
 1120 San Bernardo 78040
 512/722-2435; fax: 722-7413
 Janice Weber

Mirando City Library
 See Mirando City

LEAGUE CITY

Helen Hall Library
 100 West Walker 77573-3899
 713/338-4860; fax: 554-7795
 Susan Mathews
 MTT 1-9; WFS 10-6
 Galveston County HALS
 Member of Galveston Co. L.S.
 See Galveston/FLS-GCHO

LEAKEY

Real County Public Library
 P.O. Box 557 78873-0557
 100 North Evergreen 78873
 512/232-5199
 Kimberly Canales
 TT 1-6; WFS 2-6
 Real County SAALS

LEANDER

Leander Public Library
 P.O. Box 410 78641
 406 Municipal Dr.
 512/259-5259
 Vacant
 MTW 10-4; Th 4-8
 Williamson County CTLS

LEON VALLEY

Leon Valley Public Library
 6425 Evers Road 78238-1453
 512/684-0720; fax: 684-6988
 Joyce Miller Treh
 TT 10-8; WF 10-6; S 10-2
 Bexar County SAALS

LEONARD

Leonard Public Library
 Box 264 75452
 109 S. Connett Street
 903/587-2391
 Dorothy J. Fullerton
 MWF 9:30-1, 2-5; T 9:30-12, 2-5
 Fannin County NETLS

LEVELLAND

Hockley County Memorial Library
 Courthouse Box 8 79336-4594
 Austin Street & Avenue H
 806/894-6750
 Doris Baker
 MTWF 9-5; Th 9-7
 Hockley County WTLS

Branch(es) or Bookmobile(s)

Sundown Branch Library
See Sundown

LEWISVILLE

Lewisville Public Library
P.O. Box 299002 75029-9002
1197 W. Main at Civic Circle 75067-9002
214/219-3570; fax: 219-3414
Cynthia Bennett
TT 9:30-9; WF 9:30-6; S 9-5
Denton County NTLs

LIBERTY

Liberty Municipal Library
1710 Sam Houston Avenue 77575
409/336-8901; fax: 336-8901
Ellen Pickett
M-Th 9-6; F 1-5; S 10-4
Liberty County HALS

LITTLEFIELD

Lamb County Library
232 Phelps 79339
806/385-5223
Jo Ann Austin
MTWF 8:30-5; Th 9-6
Lamb County WTLS

Branch(es) or Bookmobile(s)

Olton Branch Library
See Olton

LIVINGSTON

Murphy Memorial Library
601 West Church Street 77351
409/327-4252; fax: 327-4162
Priscilla E. Emrich
M 10-9; T-F 10-6
Polk County HALS

LLANO

Llano County Library System
102 E. Haynie 78643
915/247-5248; fax: 247-5531
Kathryn St. Claire
MTWF 9-5:30; S 9-1
Llano County CTLS

Branch(es) or Bookmobile(s)

Greenwood Branch Library
See Buchanan Dam

Kingsland Branch Library
See Kingsland

LOCKHART

Dr. Eugene Clark Library
P.O. Box 209 78644
217 South Main Street
512/398-3223
RoseAleta Laurell
MWF 10-6; TT 10-9; S 9-12
Caldwell County CTLS

LOCKNEY

Floyd County Branch Library
224 S. Main 79241
806/652-3561
Doylene Dipprey
M-F 1-5
Branch of Floyd County Library
See Floydada

LONGVIEW

Longview Public Library
222 West Cotton Street 75601
903/237-1350; fax: 237-1009
Ronald R. Heezen
Sun 1-5; MWFS 10-6; TT 10-9
Gregg County NETLS

LORENZO

Lorenzo Library
Box 426 79343
409 Van Buren
806/634-5639
Mary Landin
MTW 8-12, 1-5
Branch of Crosby County Library
See Crosbyton

LOS FRESNOS

Ethel L. Whipple Memorial Library
402 W. Ocean Blvd. 78566
210/233-5330; fax: 233-9879
Ann Meyn
M-Th 10-8; F 10-5
Cameron County STLS

LOUISE

Louise Branch Library
1002 Third Street 77455
409/648-2018
Mrs. Jessie Gonzales
T 8:30-11, 12:30-5:30; W 1-3:30;
Th 8-11, 12-3, 4-5
TWT 12-5
Branch of Wharton County Library
See Wharton

LUBBOCK

Lubbock City-County Library
 1306 9th Street 79401
 806/767-2834; fax: 767-2856
 Jeffrey A. Rippel
 Sun 1-5; M-Th 9-9; FS 9-6
 Lubbock County WTLS

Branch(es) or Bookmobile(s)

Godeke Branch Library
 6601 Quaker Avenue 79413
 806/792-6566
 James A. Berry
 Sun 1-5; M-Th 9-9; FS 9-6

LUFKIN

Kurth Memorial Library
 101 Calder Square 75901
 409/634-7617; fax: 639-2487
 Helen Mills
 M-W 9-6; Th 9-8; F 9-5:30; S 9-1
 M-Th 9-6; F 9-5:30; S 9-1
 Angelina County HALS

LULING

Luling Public Library
 207 S. Pecan Street 78648
 512/875-2813
 Nancy M. Gilchrist
 MWF 10-5; TT 12-8
 Caldwell County CTLS

LUMBERTON

Lumberton Public Library
 P.O. Box 8545 77711
 US 96 & East Chance 77656
 409/755-7400
 LaVerne Danos
 T 3-6; WS 9-1
 Hardin County HALS

LYTLE

Lytle Public Library
 P.O. Box 841 78052
 19325 Farm Road 2790
 210/772-3142
 Ninfa Cortez
 T 1-8; WF 8-5, S 9-1
 Atascosa County SAALS

MABANK

Tri-County Library/Family Resource Center
 P.O. Box 1770 75147-1770
 202 N. Third Street 75147-8610
 903/887-9622
 Billie J. McKee
 M 9-3, 6-8; TWT 9-6; F 9-3; S 9-12
 Kaufman County NETLS

MADISONVILLE

Madison County Library
 Box 909 77864-0909
 605 S. May
 409/348-6118
 Lynda McCarn Breeding
 TWF 12-6:30; Th 9-3:30; S 9-1
 Madison County CTLS

MAGNOLIA

Magnolia Branch Library
 31350 Industrial Lane 77355
 713/259-8324
 Barbara Franz
 M 12-7; TWT 10-6; S 10-4
 Branch of Montgomery County Library
 See Conroe

MALAKOFF

Red Waller Community Library
 P.O. Box 1177 75148-1177
 109 Mitcham Street
 903/489-1818
 Peggy Julian
 M 12-5; T-F 10-5; S 10-3
 Henderson County NETLS

MANSFIELD

Mansfield Public Library
 110 South Main Street 76063-3101
 817/473-4391
 Berta Patterson
 MTh 10-8; TWF 10-6; S 9-2
 Tarrant County NTLS

MANVEL

Manvel Branch Library
 7402 Masters Road 77578
 713/489-7596; fax: 489-7596
 Kathryn Klentzman
 MW 10-6; TT 1-8; S 10-5
 Branch of Brazoria County Library System
 See Angleton

MARATHON

Marathon Public Library
P.O. Box 264 79842-0264
Maisie Lee
M-F 3-5
Branch of Alpine Public Library
See Alpine

MARBLE FALLS

Marble Falls Library
801 4th Street 78654-5743
210/693-3023
Diana Collins
M 1-6; T-F 9-6; 2nd & 4th S 9-1
Branch of Burnet County Library System
See Burnet

MARFA

Marfa Public Library
P.O. Drawer U 79843-0609
115 E. Oak Street
915/729-4631; fax: 729-3424
Ester F. Sanchez
M-F 8:30-12, 1-5:30
Presidio County TTPLS

MARLIN

Marlin Public Library
301 Winter Street 76661
817/883-6602
Carolyn Contella
M 12-5:30; T-F 12-5; S 9-1
M 10-5:30; T-F 10-5
Falls County CTLS

MARSHALL

Marshall Public Library
300 S. Alamo Blvd. 75670
903/935-4465; fax: 935-4465
Patsy Harmon
MWF 10-6; TT 10-8; S 10-4
Harrison County NETLS

Branch(es) or Bookmobile(s)

Marshall Public Library Mobile Unit
300 S. Alamo 75670
Ann Nickerson

MASON

Mason County Library
Drawer 780 76856
210 Post Hill
915/347-5446
Mary Jo Cockrell
M 1-6:30; TWT 1-5:30; F 9-1:30; S 10-12
Mason County BCLS

MATADOR

Motley County Library
Box 557 79244-0557
1105 Main
806/347-2717
Wilda Dixon
M 2-5; T-F 9-12, 1-6
Motley County WTLS

MATAGORDA

Matagorda Branch Library
Box 704 77457
800 Fisher Street
409/863-7925
Elayne Pritchett
TT 10-6; S 12-4
Branch of Bay City Public Library
See Bay City

MATHIS

Mathis Public Library
103 Lamar Street 78368
512/547-6201
Pat Hartnett
M 9-1; T-F 1-5; S 9-12
San Patricio County STLS

MAUD

Maud Public Library
P.O. Box 427 75567-0427
134 Main
903/585-5255
Evelyn Horton
MT 9-7; W 9-5; Th 1-5; S 9-1
Bowie County NETLS

McALLEN

McAllen Memorial Library
601 North Main Street 78501-4688
210/682-4531; fax: 682-1183
Gerard E. Mittelstaedt
Sun 1-5; MTW 9-9; ThF 9-5:30; S 1-5
Sun 1-5; MT 9-9; W-F 9-5:30; S 1-5
Hidalgo County STLS
Member of Hidalgo Co. L.S.
See McAllen/FLS-HCHQ

McALLEN/FLS-HCHQ

Hidalgo County Library System
4305 North 10th St., Suite E 78504-3095
210/682-6397; fax: 682-6398
William H.J. McGee
M-F 8-5
Hidalgo County STLS

62

Members:

Alamo Public Library
See Alamo

Donna Public Library
See Donna

Edinburg Public Library
See Edinburg

Elsa Public Library
See Elsa

McAllen Memorial Library
See McAllen

Mercedes Memorial Library
See Mercedes

Speer Memorial Library
See Mission

Pharr Memorial Library
See Pharr

Weslaco Public Library
See Weslaco

McCAMEY

Upton County Public Library
Drawer L 79752-0999
212 W. 7th St.
915/652-8718
Mary Glenn
MTTF 10-12, 1-5; W 10-12, 1-6
Upton County WTLS

McGREGOR

McKinley Memorial Library
317 South Main Street 76657
817/840-3732; fax: 840-3732
Phyllis Bookout
T-F 1-5; S 9-1
McLennan County CTLS

McKINNEY

McKinney Memorial Public Library
200 North Kentucky Street 75069
214/542-4461; fax: 542-0010
Sue Compton
MWFS 10-6; TT 10-9
Collin County NETLS

McLEAN

Lovett Memorial Library
P.O. Box 8 79057-0008
302 N. Main 79057
806/779-2851
Martha Lou Parker
M-F 9-12, 1-5
Gray County TPLS

MEMPHIS

Memphis Public Library
303 S. 8th 79245
806/259-2062; fax: 259-2062
Billie Parker
MF 1-6; TT 9-12, 1-6; S 9-1
Hall County TPLS

MENARD

Menard Public Library
P.O. Box 404 76859-0404
100 East Mission Street
915/396-2717
Tommye Phillips
T-F 10-12, 1-5
Menard County BCLS

MERCEDES

Mercedes Memorial Library
434 S. Ohio 78570
210/565-2371; fax: 565-9458
Maria Elena Reyna
MT 9-6:30; WThF 9-6; S 9-1
M 9-5; T-F 9-6; S 9-1
Hidalgo County STLS
Member of Hidalgo Co. L.S.
See McAllen/FLS-HCHO

MERTZON

Irion County Library
Box 622 76941-0622
Sherwood and Parkview 76941
915/835-2704
Angie Torres
M-F 1:30-5:30
Irion County BCLS

MESQUITE

Mesquite Public Library
300 W. Grubb 75149-3492
214/216-6223; fax: 216-6740
John E. Williams
MTT 9-9; WFS 9-6
Dallas County NETLS

Branch(es) or Bookmobile(s)

Mesquite North Branch Library
2600 Oates Drive 75150-1127
214/681-0465; fax: 613-7848
Reta Gauen
MWTh 10-9; TFS 10-6

MEXIA

Gibbs Memorial Library
305 East Rusk Street 76667-2398
817/562-3231
Carla L. Wilkins
M-F 10-6; S 10-4
Limestone County CTLS

MIAMI

Roberts County Library
Box 98 79059
Wichita
806/868-4791
Frances Lyons
TTF 2-5
Roberts County TPLS

MIDKIFF

Midkiff Public Library
P.O. Box 160 79755
Highway 2401
915/535-2311
Teresa Latzel
TF 10-5
Branch of The Rankin Public Library
See Rankin

MIDLAND

Midland County Public Library
P.O. Box 1191 79702-1191
301 W. Missouri 79701-5108
915/683-2708; fax: 683-0813
Sandra Wegner
M-Th 9-9; FS 9-6
M 9-9; T-S 9-6
Midland County WTLS

Branch(es) or Bookmobile(s)

Midland Centennial Branch Library
4511 N. Midkiff Road 79705-3208
915/697-8113
George Webster
Sun 1-5; M-Th 10-9; FS 10-7

MIDLOTHIAN

A.H. Meadows Library
925 S. Ninth Street 76065
214/775-3417
Gaye G. Watson
M 8-5; TT 8-8; WF 8-6; S 8-4
TT 8-8; WF 8-6; S 8-4
Ellis County NETLS

MINEOLA

Mineola Memorial Library
301 North Pacific 75773
903/569-2767
Frieda Sheel
T 10-8; WTh 10-6; F 10-5; S 10-4
Wood County NETLS

MINERAL WELLS

Boyce Ditto Public Library
2300 SE 7th Street 76067
817/328-1383
Patricia Burwell
MWF 10-6; T 10-9; S 10-2
Paio Pinto County NTLS

MIRANDO CITY

Mirando City Library
P.O. Box 509 78369
Main Street Civic Center
512/586-4626
Maribel Rodriguez
MF 8-12; TWT 1-5
Branch of Laredo Public Library
See Laredo

MISSION

Speer Memorial Library
801 E. 12th Street 78572-4416
210/580-8750
Harold R. Dove
M-Th 9-7; FS 9-5
M-Th 9-6; FS 9-5
Hidalgo County STLS
Member of Hidalgo Co. L.S.
See McAllen/FLS-HCHQ

MONAHANS

Ward County Library
409 S. Dwight 79756
915/943-3332; fax: 943-3332
Joyce Tapley
TT 8-8; WFS 8-6
Ward County WTLS

60

Branch(es) or Bookmobile(s)

Ward County Library Barstow
See Barstow

Ward County Library Grandfalls
See Grandfalls

MONT BELVIEU

West Chambers County Branch Library
P.O. Box 1289 77580-1289
Eagle Drive
713/576-2243
Johnnie Dlabay
M-F 8-12, 1-5
Branch of Chambers County Library
See Anahuac

MONTGOMERY

West Branch Library
P.O. Box 524 77356
Western Hills Plaza, Suite 509
409/582-4048
Teresa Samuels
MW 10-6; TT 10-5; F 10-4; S 10-2
Branch of Montgomery County Library
See Conroe

MORTON

Cochran County Library
110 N. Main/Courthouse B-1 79346-2558
806/266-5051
Nancy E. Key
M-F 9-12, 1-5
Cochran County WTLS

MOUNT CALM

Mount Calm Regional Library
P.O. Box 84 76673
Allyn Avenue
817/993-2761
Nancy D. Franklin
M 1-6; T 9-5; Th 12-6; S 10-12
Hill County CTLS

MT. ENTERPRISE

Morrow Branch Library
P.O. Box 360 75681-0360
111 West Rusk 75681
903/822-3532
Barbara Anderson
M-F 8-12, 1-5
Branch of Rusk County Library
See Henderson

MT. PLEASANT

Mt. Pleasant Public Library
P.O. Box 1285 75455-1285
213 N. Madison 75455
903/572-2705; fax: 577-1828
Lesley Sandlin
M 1-6; T-F 9-6; S 9-1
Titus County NETLS

MT. VERNON

Franklin County Library
P.O. Box 622 75457-0622
100 Main Street 75457
903/537-4916
Judy Qualls
M 9-6; T-F 9-5; S 9-12
M 9-7; T-F 9-5; S 9-12
Franklin County NETLS

MUENSTER

Muenster Public Library
P.O. Drawer E 76252
113 N. Main
817/759-4291
Bobbie Jane Slater
TT 8:30-5; W 2:30-5:30
Cooke County NETLS

MULESHOE

Muleshoe Area Public Library
322 W. 2nd Street 79347-3633
806/272-4707
Anne M. Camp
M-F 10-6; S 9-2
Bailey County WTLS

MUNDAY

City-County Library
Box 268 76371
121 East B Street
817/422-4877
Joann Norman
M-F 10-12, 2-5
Knox County BCLS

NACOGDOCHES

Nacogdoches Public Library
206 E. Main 75961-5212
409/569-8282; fax: 569-8282
Lee Cage
MTh 9:30-8; TWF 9:30-5:30; S 10-2
Nacogdoches County HALS

NAVASOTA

Navasota Public Library
1411 East Washington Avenue 77868-3240
409/825-6744; fax: 825-2403
Gladys L. Weaver
M 5-9; T-F 8-5:30; S 8-12
Grimes County CTLS

NEDERLAND

D. Bob Henson Memorial Library
1903 Atlanta Avenue 77627-5099
409/722-1255
Brenda Warren
MWTh 9-6; T 2-6; F 9-5
Jefferson County HALS

NEEDVILLE

Albert George Branch Library
9230 Gene Street 77461-8313
409/793-4270; fax: 793-5148
Patricia Dittrich
MTh 10-8; TWF 10-5; S 10-3
MTh 10-8; TWF 10-5
Branch of Fort Bend County Libraries
See Richmond

NEW BOSTON

New Boston Public Library
127 N. Ellis Street 75570-2905
903/628-5414
Julie Woodrow
M 10-6:30; T 10-8; W-F 10-5; S 9-1
Bowie County NETLS

NEW BRAUNFELS

Dittlinger Memorial Library
373 Magazine Avenue 78130-5689
210/625-8919
Vickie Hocker
M-Th 10-9; F 10-6; S 10-5
Comal County SAALS

NEW CANEY

R.B. Tullis Branch Library
Rt. 2, Box 1035 K 77357
Library Road
713/354-6152
Cathy Dudley
M-W 9-6; Th 12-8; F 11-5; S 10-4
Branch of Montgomery County Library
See Conroe

NEW WAVERLY

New Waverly Public Library
P.O. Box 843 77358-0843
200 Gibbs Street 77358
409/344-2198
Betty J. Smith
T 9-2, 5-8; Th 12-5; F 12:30-4:30; S 9-12
Walker County HALS

NEWARK

Newark Public Library
P.O. Box 1219 76071
Hudson & Ram Horn Hill Road
817/489-2224
Peggy Taylor
M-W 2-6; Th 2-7; F 2-5
Wise County NTLs

NEWTON

Newton County Public Library
P.O. Box 657 75966-0657
200 E. High 75966
409/379-8300
Molindia Henson
M-F 8:30-5
Newton County HALS

NOCONA

Nocona Public Library
#10 Cooke Street 76255
817/825-6373
Willard L. Hutchins
M 10-8; T-F 10-6
Montague County NTLs

NORTH RICHLAND HILLS

North Richland Hills Public Library
6720 NE Loop 820 76180
817/581-5700; fax: 581-5706
Arlita Hallam
MTT 10-9; WF 10-6; S 10-5
Tarrant County NTLs

ODEM

Della Mae Baylor Public Library
P.O. Box 636 78370
301 Humphries
512/368-2831
Pat Voss
MF 9-12, 1:30-5; W 9-12, 1:30-5:30
San Patricio County STLS

ODESSA

Ector County Library
321 W. 5th Street 79761-5066
915/333-9633; fax: 337-6502
Barbara R. Horton
M-Th 8:30-8:30; FS 9-6
Ector County WTLS

OLNEY

Olney Community Library and Arts Center
Box 67 76374-0067
807 W. Hamilton 76374
817/564-5513
Jeanie Spivey
M-Th 8-8; F 8-5; S 9-12
M-Th 9-8; F 9-5; S 9-12
Young County NTLS

OLTON

Olton Branch Library
Box 675 79064
607 8th Street
806/285-7772
Linda Roper
T 3-7; WF 9-5
Branch of Lamb County Library
See Littlefield

ORANGE

Orange Public Library
220 N. Fifth Street 77630-5796
409/883-1086; fax: 883-1096
Walter Burkhalter
M-W 9-9; Th-S 9-5
Orange County HALS

ORANGE GROVE

Orange Grove School and Public Library
P.O. Box 534 78372
512/384-2461
Cheryl Acklen
M 8-7; TWF 8-4; Th 8-5
M-F 1-5
Branch of Alice Public Library
See Alice

OVERTON

McMillan Memorial Library
302 South Street 75684-1818
214/834-6318
Gay Nell Bishop
MTWF 8-5; Th 10-7
Branch of Rusk County Library
See Henderson

OZONA

Crockett County Public Library
Box 3030 76943-3030
705 12th Street 76943
915/392-3565
Louise P. Ledoux
MTh 9-9; TWF 9-6
Crockett County BCLS

PADUCAH

Bicentennial City-County Library
Drawer AD 79248
8th St. (County Courthouse)
806/492-2006
Vergel Neskorik
MW 12-5; TT 1-5; F 8-12, 1-5
Cottle County NTLS

PAINT ROCK

Harry Bengé Crozier Memorial Library
Corner Truchart & Hwy 380 76866
915/732-4371
Patricia Sue Sims
TT 1-5
T 12-5; Th 1-5
Concho County BCLS

PALACIOS

Palacios Library Inc.
326 Main 77465
512/972-3714; fax: 972-3714
Jacque Moore
M 1-7; TW 9-6; ThF 1-6; S 9-2
Matagorda County HALS

Branch(es) or Bookmobile(s)

Blessing Library
See Blessing

PALESTINE

Palestine Public Library
1101 N. Cedar Street 75801
903/729-4121; fax: 729-4062
Cynthia A. Gray
MTh 10-9; TWF 10-5:30; S 10-2
Anderson County NETLS

PAMPA

Lovett Memorial Library
P.O. Box 342 79066-0342
111 N. Houston 79065
806/669-5780
Daniel Snider
MTh 9-8; TWF 9-5:30; S 9-5
Gray County TPLS

PANHANDLE

Carson County Public Library
 Box 339 79068
 401 Main
 806/537-3742
 Barbara Sparks
 M 9-9; T-F 9-5
 Carson County TPLS

Branch(es) or Bookmobile(s)

Groom Branch Library
 See Groom

Skellytown Branch Library
 See Skellytown

White Deer Branch Library
 See White Deer

PARIS

Paris Public Library
 326 South Main Street 75460
 903/785-8531
 Beverly Lewis
 TT 10-8; WFS 9-6
 Lamar County NETLS

PASADENA

Pasadena Public Library
 1201 Minerva 77506-4895
 713/477-0276; fax: 473-9640
 Ann T. Clifford
 Sun 1-5; M-Th 9-9; FS 9-5
 Sun 1-5; MTh 9-9; TW 9-6; FS 9-5
 Harris County HALS

Branch(es) or Bookmobile(s)

Pasadena Public Library Bookmobile
 1201 Minerva 77506-4895
 713/477-0276; fax: 473-9640
 Sharron Ekpe

PEARLAND

Pearland Branch Library
 3523 Liberty Drive 77581
 713/485-4876; fax: 485-5576
 Elisabeth Williams
 MW 10-8:30; TT 9-6; F 9-5; S 10-5
 Branch of Brazoria County Library System
 See Angleton

PEARSALL

Pearsall Public Library
 200 East Trinity Street 78061
 210/334-2496
 Victor Trevino, Jr.
 M-F 9-6; S 10-1
 Frio County SAALS

PERRYTON

Perry Memorial Library
 22 SE 5th Avenue 79070
 806/435-5801
 Celestine Thompson
 M 10-8; T-F 10-5:30; S 10-1
 Ochiltree County TPLS

PETERSBURG

Petersburg Public Library
 Box 65 79250-0065
 1614 Main Street 79250
 806/667-3657
 Shirley Overstreet
 TT 1:30-5; S 9-12
 Hale County WTLS

PFLUGERVILLE

Pflugerville Community Library
 P.O. Box 307 78660
 103 S. 3rd Street
 512/251-9185
 Jo Anne Thornton
 TT 10-7; W 2-7; S 9-1
 Travis County CTLS

PHARR

Pharr Memorial Library
 200 S. Athol Street 78577-4806
 210/787-3966
 David T. Liu
 SS 1-5; MT 9-9; WTh 9-6; F 9-5
 M-Th 9-6; F 9-5; S 1-5
 Hidalgo County STLS
 Member of Hidalgo Co. L.S.
 See McAllen/FLS-HCHQ

PILOT POINT

Pilot Point Community Library
 P.O. Box 969 76258-0969
 324 South Washington
 817/686-5004
 Betty J. Sheeder
 T-F 9:30-6; S 9:30-2:30
 Denton County NTLS

PINELAND

Arthur Temple, Sr. Memorial Library
 P.O. Box 296 75968-0296
 Hwy. 83 West 75968
 409/584-2546
 Florene Hall
 MWThF 9:30-4:30; T 11-6
 Sabine County HALS

PITTSBURG

Pittsburg-Camp County Library
 609 Quitman Street 75686-0343
 903/856-3302
 Paula Rose
 M-Th 9-5:30; F 9-5; S 9-1
 M-Th 9-5:30; F 9-5
 Camp County NETLS

PLAINS

Yoakum County Library
 Box 419 79355-0419
 9th and E
 806/456-8725
 Latrell McDonnell
 M-F 9-5:30
 Yoakum County WTLS

PLAINVIEW

Unger Memorial Library
 825 Austin Street 79072-7235
 806/296-1148; fax: 296-1125
 John Sigwald
 MWF 9-6; TT 9-9; S 9-5
 M-F 9-6
 Hale County WTLS

PLANO

Plano Public Library System
 P.O. Box 860356 75086-0356
 5024 Custer Road 75023-5108
 214/964-4208; fax: 964-4210
 Maribelle Davis
 Sun 1-5; M-Th 10-9; FS 10-6
 Collin County NETLS

Branch(es) or Bookmobile(s)

Gladys Harrington Library
 P.O. Box 860356 75086-0356
 1501 E. 18th Street 75074-6001
 214/578-7175; fax: 578-7292
 Kathleen Edwards
 Sun 1-5; M-Th 10-9; FS 10-6

L.E.R. Schimelpfenig Library
 P.O. Box 860356 75086-0356
 5024 Custer Road 75023-5108
 214/964-4200; fax: 964-4210
 Vacant
 Sun 1-5; M-Th 10-9; FS 10-6

W.O. Haggard, Jr. Library
 P.O. Box 860356 75086-0356
 2501 Coit Road 75075-3717
 214/964-4250; fax: 964-4256
 Susan Haas
 Sun 1-5; M-Th 10-9; FS 10-6

PLEASANTON

Pleasanton Public Library
 321 North Main Street 78064
 210/569-3622
 Louise A. Foster
 MTTf 9-6; W 9-8; S 9-1
 M-F 9-6; S 9-1
 Atascosa County SAALS

POINT COMFORT

Point Comfort Branch Library
 P.O. Box 382 77978
 512/987-2954
 Bernice Harberson
 M 2-7; TT 1-5; W 10-2; F 9-12
 Branch of Calhoun County Library
 See Port Lavaca

PORT ARANSAS

Port Aransas Public Library
 P.O. Box 399 78373-0399
 710 West Avenue A
 512/749-4116; fax: 749-4723
 Sue L. Vosseller
 T 10-8; W-F 10-6; S 10-2
 Nueces County STLS

PORT ARTHUR

Port Arthur Public Library
 3601 Cultural Center Drive 77642-3136
 409/985-8838; fax: 985-8830
 Ray Cline
 Sun 2-5; M-F 9-9; S 9-5
 M-F 9-9; S 9-5
 Jefferson County HALS

Branch(es) or Bookmobile(s)

Gates Memorial Branch Library
317 Stilwell Boulevard 77640
409/983-4921
Francis Mosgrove
Sun 2-6; M-Th 8-7:30; F 8-5
M-F 8-5

PORT ISABEL

Port Isabel Public Library
P.O. Box 146 78578-0146
213 Yturria
210/943-1822
Mabel Hockaday
M-F 9-5; S 10-2
Cameron County STLS

PORT LAVACA

Calhoun County Library
200 W. Mahan 77979
512/552-7323
Kathy Nixie
TT 10-8; WF 10-6; S 9-1
Calhoun County STLS

Branch(es) or Bookmobile(s)

Point Comfort Branch Library
See Point Comfort

Port O'Connor Branch Library
See Port O'Connor

Seadrift Branch Library
See Seadrift

PORT NECHES

Effie & Wilton Hebert Public Library
2025 Merriman Street 77651
409/722-4554
Virginia Rhone
M-Th 8:30-6:30; F 9-5
Jefferson County HALS

PORT O'CONNOR

Port O'Connor Branch Library
P.O. Box 424 77982
512/983-4365
Shirley Gordon
MWTh 2-6; TS 9-1
Branch of Calhoun County Library
See Port Lavaca

PORTLAND

Bell/Whittington Public Library
2400 Memorial Parkway 78374
512/643-6527
Mary Kays
MTT 9-6; W 9-7; F 9-5; S 10-2
San Patricio County STLS

POST

Post Public Library
105 East Main 79356-3299
806/495-2149
Jeanette Bell
M 9-12, 2-6; T 2-6, 7-9; WThF 2-6
Garza County WTLS

POTEET

Poteet Public Library
P.O. Box 380 78065-0194
500 Avenue H
210/742-8917
Evelyn Evans
M-F 1:30-5:30
M-F 8-12
Atascosa County SAALS

POTTSBORO

Pottsboro Area Public Library
P.O. Box 477 75076-0477
400 Hwy 120 West 75076
214/786-8274
Elizabeth Anne Black
T-F 1-5; S 10-2
Grayson County NETLS

PREMONT

Premont Public Library
P.O. Box 829 78375
512/348-3815
Frances Brown
M-F 1-5
Branch of Alice Public Library
See Alice

PRESIDIO

City of Presidio Library
P.O. Box K 79845-0428
O'Rielly Street 79845
915/229-3317
Sarai Rodriguez
T-F 4-8; S 10-2
T-S 10-2
Presidio County TTPLS

QUANAH

Thompson-Sawyer Public Library
403 West Third Street 79252
817/663-2654
Ann G. Lowe
TW 9:30-11:30, 12:30-5:30;
ThF 12:30-5:30; S 9:30-3:30
Hardeman County NTLS

QUEMADO

Quemado Public Library
P.O. Drawer 210 78877-0210
Highway 277 N. 78877
512/757-1313
Christine Turk
M-F 2-6
Maverick County SAALS

QUITAQUE

Caprock Public Library
P.O. Box 487 79255
104 N. 1st
806/455-1225
Arlene Hinkle
TT 3-7; WF 10-2; S 9-2
Briscoe County TPLS

QUITMAN

Quitman Public Library
P.O. Box 77 75783-0077
202 East Goode Street 75783
903/763-4191
Dorothy Demontigny
MTh 9-9; TWF 9-5; S 10-2
Wood County NETLS

RALLS

Ralls Library
Box 608 79357
811 Main
806/253-2755
Imogene Reed
M-Th 8-12, 1-5
Branch of Crosby County Library
See Crosbyton

RANKIN

The Rankin Public Library
P.O. Box 6 79778
200 East 10th Street
915/693-2881
Patsy Northcott
M-Th 10-5; F 10-12
Upton County WTLS

Branch(es) or Bookmobile(s)

Midkiff Public Library
See Midkiff

RAYMONDVILLE

Reber Memorial Library
193 North Fourth Street 78580-1994
210/689-2930
Norma Cole
M-F 9-6
Willacy County STLS

REFUGIO

Refugio County Public Library
815 S. Commerce Street 78377
512/526-2608
George H. Dawson, Jr.
MWThF 8:30-5:30; T 8:30-9
M-F 8:30-5:30
Refugio County STLS

Branch(es) or Bookmobile(s)

Tivoli Public Library
See Tivoli

RHOME

Rhome Public Library
Box 22 76078-0022
109 West 1st 76078
817/636-2767
Daisy Van Meter
MTT 2-5; W 12-5
Wise County NTLS

RICHARDSON

Richardson Public Library
900 Civic Center Drive 75080-5210
214/238-4000; fax: 238-4219
Julianne Lovelace
Sun 2-6; M-Th 10-9; FS 10-6
Dallas County NETLS

RICHLAND HILLS

Richland Hills Public Library
6724 Rena Drive 76118-6297
817/595-6631
Carroll J. Barrow
MWF 10-6; TT 1-9; S 10-2
Tarrant County NTLS

RICHMOND

Fort Bend County Libraries
1001 Golfview Drive 77469-5199
713/342-4455; fax: 341-2688
Roman Bohachevsky
Sun 1-5; M-Th 9-9; FS 9-5
MT 9-9; WTh 9-6; FS 9-5
Fort Bend County HALS

Branch(es) or Bookmobile(s)

Albert George Branch Library
See Needville

Fort Bend County Law Library
401 Jackson Street, Room 302 77469
713/341-3718; fax: 342-0734
Virginia Richards
M-F 8-5

George Memorial Library
1001 Golfview Drive 77469-5199
713/342-4455; fax: 341-2688
Roman Bohachevsky
Sun 1-5; M-Th 9-9; FS 9-5
MT 9-9; WTh 9-6; FS 9-5

Mamie George Branch Library
See Stafford

RIO GRANDE CITY

Starr County Public Library
600 N. Garza 78582
210/487-4389
Sylvia Ann Manning
M-F 9-6; S 11-3
M-F 8:30-5:30; S 9-1
Starr County STLS

RIO HONDO

Rio Hondo Public Library
P.O. Box 740 78583-0740
N. Arroyo Blvd.
210/748-3322
Glenda Manix
M-F 2-6; S 7-12
Cameron County STLS

RISING STAR

Rising Star Public Library
Route 2, Box 205 76471
817/643-4164
Dorothy Shook
Th 9-11
Eastland County BCLS

RIVER OAKS

River Oaks Public Library
4900 River Oaks Boulevard 76114
817/626-5421
Jo Ann Payne
M 12-8; T 12-5; WF 10-5; S 9-12
Tarrant County NTLS

ROANOKE

Roanoke Public Library
202 Main Street 76262-8635
817/431-3617; fax: 491-2242
Helen B. Trimarchi
TWT 9-12, 1-5; F 10-12, 1-5; S 9-2
Denton County NTLS

ROBERT LEE

Coke County Library
P.O. Box 637 76945-0637
706 Austin Street
915/453-2495
Nancy Rasco
TF 8-12; W 8-4; Th 1-5
Coke County BCLS

ROCKDALE

Lucy Hill Patterson Memorial Library
201 Ackerman Street 76567-2901
512/446-3410
Caroline Kibodeaux
MF 1-5; TW 10-5; Th 2-8; S 10-2
Milam County CTLS

ROCKPORT

Aransas County Public Library
301 East Mimosa 78382
512/790-0153
Eunice Hamon
M-F 9-6; S 10-2
Aransas County STLS

ROCKSPRINGS

Edwards County Memorial Library
P.O. Box 262 78880-0262
Price Street 78880
Yvonne Quigley
M-Th 3:30-5:30
M-Th 10-12
Edwards County SAALS

11
12

ROCKWALL

Rockwall County Library
 105 S. First Street 75087
 214/771-2272
 Kathleen Melston
 TT 10-8; WF 10-5; S 10-2:30
 Rockwall County NETLS

ROTAN

Rotan Public Library
 404 E. Snyder 79546-3820
 915/735-3362
 Annamae Arnett
 MTTT 11-12, 2-5:30;
 W 10:30-12, 2-5:30; S 11-12
 Fisher County BCLS

ROUND ROCK

Round Rock Public Library
 216 E. Main 78664-5245
 512/255-3612 ext. 402; fax: 255-6676
 Dale L. Ricklefs
 M-Th 10-9; FS 10-5
 Williamson County CTLS

ROWLETT

Rowlett Public Library
 P.O. Box 1017 75088
 4006 Main Street
 214/475-3010
 Vivian E.J. Crouch
 T 9:30-7; W-F 9:30-6; S 9:30-5
 Dallas County NETLS

RUNGE

Runge Public Library
 P.O. Box 37 78151-0037
 311 N. Helena Street
 210/239-4192
 Catherine Jonas
 M-F 2-6
 Karnes County SAALS
 Member of Karnes County L.S.
 See Kenedy/FLS-KCHQ

RUSK

Singletary Memorial Library
 207 E. 6th Street 75785-9701
 903/683-5916
 Peggy McArthur
 M 2-7; TTF 12-5; W 11-5
 Cherokee County NETLS

SABINAL

Sabinal Public Library
 P.O. Box 61 78881
 300 N. Hondo
 210/988-2911
 Willie Mae Clark
 MWF 2-5
 Branch of El Progreso Memorial Library
 See Uvalde

SACHSE

Sachse Public Library
 3033 Sixth Street 75048-1545
 3815 Sachse Road 75048
 214/530-8966
 Sue Shupe
 TT 12-8; WF 12-6; S 10-4
 Dallas County NETLS

SAGINAW

Saginaw Public Library
 P.O. Drawer 79070 76179-0079
 404 S. Saginaw Blvd. 76179-1641
 817/232-4640 ext. 45; fax: 232-4644
 Sara O. Copeland
 TWF 11-5; Th 11-6; S 9-5
 Tarrant County NTLS

SALADO

Salado Public Library
 P.O. Box 706 76571
 500 Stagecoach Rd.
 817/947-9191
 Juanita Hardin
 TT 1-5; W 9-5; S 9-1
 Bell County CTLS

SAN ANGELO

Tom Green County Library System
 113 West Beauregard 76903
 915/655-9045; fax: 659-4027
 Larry D. Justiss
 M-Th 9-9; F 9-6; S 9-5
 Tom Green County BCLS

Branch(es) or Bookmobile(s)

Angelo West Branch Library
 3013 Vista del Arroyo 76904
 915/944-1350
 Dorothy Stapleton
 M-F 10-6; S 10-5

North Angelo Branch Library
3001 North Chadbourne 76903
915/653-8412
Rozalia Champlin
T 9-12, 1-6; W-F 12-6; S 9-1

Tom Green County Bookmobile
113 West Beauregard 76903
915/655-9045
Waldine Morris

SAN ANTONIO

San Antonio Public Library
203 S. St. Mary's Street 78205-2786
210/299-7790; fax: 271-9497
Vacant
M-Th 9-9; FS 9-5
Bexar County SAALS

Branch(es) or Bookmobile(s)

Bazan Branch Library
2300 W. Commerce 78207
210/225-1614
Laurie Gruenbeck
M 1-9; TW 9-9; Th-S 9-5

Brook Hollow Branch Library
530 Heimer Road 78232
210/496-6315
Beverly Jackson
M 1-9; TW 9-9; Th-S 9-5

Carver Branch Library
3350 E. Commerce 78220
210/225-7801
Frances Smith
M 1-9; TW 9-9; Th-S 9-5

Collins Garden Branch Library
200 N. Park 78204
210/225-0331
Sylvia Candia
M 1-9; TW 9-9; Th-S 9-5

Cortez Branch Library
2803 Hunter Blvd. 78224
210/922-7372
Rebecca Alvarez
M 1-9; TW 9-9; Th-S 9-5

Edmund Cody Branch Library
11441 Vance Jackson 78230
210/696-6396
Jane Malone
M 1-9; TW 9-9; Th-S 9-5

Forest Hills Branch Library
5245 Ingram Rd. 78228
210/431-2544
Evangeline Acosta
M 1-9; TW 9-9; Th-S 9-5

Johnston Branch Library
6307 Sun Valley 78227
210/674-8410
Lois Galbraith
M 1-9; TW 9-9; Th-S 9-5

Landa Memorial Branch Bookmobile
233 Bushnell 78212
210/732-8369
Kathy Claspill

Landa Memorial Branch Library
233 Bushnell 78212
210/732-8369
Kathy Claspill
M 1-9; TW 9-9; Th-S 9-5

Las Palmas Branch Bookmobile
911 Castroville Road 78237
210/434-6394
Diana Morales

Las Palmas Branch Library
911 Castroville Rd. 78237
210/434-6394
Diana Morales
M 1-9; TW 9-9; Th-S 9-5

McCreless Branch Library
1023 Ada Street 78223
210/532-4254
Addie Armstrong
M 1-9; TW 9-9; Th-S 9-5

Memorial Branch Library
3222 Culebra 78228
210/432-6783
Sandra Neville
M 1-9; TW 9-9; Th-S 9-5

Oakwell Branch Library
4134 Harry Wurzbach 78209
210/828-2569
Peggy Mahan
M 1-9; TW 9-9; Th-S 9-5

Pan American Branch Library
1122 W. Pyron Ave. 78221
210/924-8164
Roberta Bradford
M 1-9; TW 9-9; Th-S 9-5

San Pedro Branch Library

1315 San Pedro Ave. 78212
210/733-1454
Eugene Saunder
M 1-9; TW 9-9; Th-S 9-5

Thousand Oaks/El Sendero Branch Library

4618 Thousand Oaks 78233
210/657-5205
Jana Prock
M 1-9; TW 9-9; Th-S 9-5

Westfall Branch Library

6111 Rosedale Court 78201
210/344-2373
Metta Chicka
M 1-9; TW 9-9; Th-S 9-5

SAN AUGUSTINE**San Augustine Public Library**

413 E. Columbia Street 75972
409/275-5367; fax: 275-5049
Patricia Snider
M-F 9-5; S 9-2
San Augustine County HALS

SAN BENITO**San Benito Public Library**

101 West Rose Street 78586-5169
210/399-2311
Vacant
M-Th 10-8
Cameron County STLS

SAN JUAN**San Juan Public Library**

506 S. Standard 78589
512/787-0943
Hilda Paz
WS 9-4
Hidalgo County STLS

SAN MARCOS**San Marcos Public Library**

P.O. Box 907 78667-0907
310 W. Hutchison 78666
512/392-8124
Stephanie Langenkamp
Sun 1-6; MTT 10-9; WF 10-6; S 10-5
Hays County CTLS

SAN SABA**Rylander Memorial Library**

103 S. Live Oak 76877
915/372-3079
Christine Bessent
M-F 11-5; S 10-2
San Saba County CTLS

SANDERSON**Terrell County Public Library**

P.O. Drawer 250 79848
Courthouse Square
915/345-2294
Ruth Robbins
MTTF 1-6; W 10-11, 1-6; S 2-5
M-F 1-6; S 2-5
Terrell County TTPLS

SANGER**Sanger Public Library**

P.O. Box 578 76266
407 N. Seventh Street
817/458-3257
Victoria Elieson
M-F 11-6; S 10-2
Denton County NTLS

SANTA ANNA**Santa Anna City Library**

P.O. Box 10 76878-0010
303 N. 2nd
915/348-3395
Letha Martin
MT 9-12, 1-5; WTh 9-12, 1-4; F 1-5
Coleman County BCLS

SANTA FE**Mae S. Bruce Library**

P.O. Box 950 77510-7658
13302 6th Street
409/925-5540; fax: 925-8697
Sue McLenna
11-F 10-5:30; S 10-12:30
Galveston County HALS
Member of Galveston Co. L.S.
See Galveston/FLS-GCHO

SARGENT**Sargent Branch Library**

Box 4007 77414
Cane Creek Clubhouse, Hwy 457
409/245-3032
Frances Stone
T 10-2; Th 2-6; S 9-12
Branch of Bay City Public Library
See Bay City

SCHERTZ

Schertz Public Library
608 Schertz Parkway 78154-1911
512/658-6011
V. Gail Douglas
MWF 10-6; TT 12-9; S 10-4
Guadalupe County SAALS

SCHULENBURG

Schulenburg Public Library
700 Bohlmann Avencue 78956
409/743-3345
Mavis R. Davis
MWTh 2-5; TF 2-6; S 9-12
Fayette County CTLS

SEABROOK

Evelyn Meador Branch Library
2400 N. Meyer Rd. 77586
713/474-9142
Cheryl Minard
MTW 10-6; Th 1-8; F 1-6; S 10-2
Branch of Harris County Public Library
See Houston/HCPL

SEADRIFT

Seadrift Branch Library
F O. Box 567 77983
512/785-4241
Shirley F. Holcomb
MW 12-6; T 9-2; S 9-12
Branch of Calhoun County Library
See Port Lavaca

SEAGOVILLE

Seagoville Public Library
702 N. Highway 175 75159
214/287-7720; fax: 287-7720
Elizabeth A. Gant
MWF 12-6; TT 12-7; S 12-4
MWF 12-6; TT 12-7
Dallas County NETLS

SEAGRAVES

Gaines County Library Seagraves Branch
P.O. Box 366 79359
311 Hill Street
806/546-2480
Vacant
M-F 8:30-12, 1-5:30
Branch of Gaines County Library
See Seminole

SEALY

Virgil & Josephine Gordon Memorial Library
917 North Circle Drive 77474
409/885-7469; fax: 885-7469
Jan Brasch
MTT 9-5; W 12-7; S 9-12
Austin County HALS

SEGUIN

Seguin-Guadalupe County Public Library
707 E. Collcge Street 78155-3299
210/379-1531
Ada Howard
MTh 12-9; TW 10-6; F 8-5; S 9-5
Guadalupe County SAALS

SEMINOLE

Gaines County Library
704 Hobbs Hwy. 79360
915/758-5668
Lupe Molinar
M-F 8:30-5:30
Gaines County WTLS

Branch(es) or Bookmobile(s)

Gaines County Library Seagraves Branch
See Seagraves

SEYMOUR

Baylor County Free Library
101 South Washington Street 76380-2566
817/888-2662; fax: 888-8856
Leela Collier
M-F 1-5
Baylor County NTLS

SHAMROCK

Shamrock Public Library
415 East First Street 79079
712 North Main
806/256-3921; fax: 256-3921
Tena Holmes
M-F 1-5; S 3-5
Wheeler County TPLS

SHEPHERD

Shepherd Public Library
P.O. Box 585 77371
Liberty Avenue
409/628-3515
Dorothy Olin
M-F 10-5; S 10 1
San Jacinto County HALS

SHERIDAN

Sheridan Memorial Library
 Box 274 77475-0274
 Avenue C at Second Street 77475
 409/234-2107
 Lillian Gohlke
 MW 2-5; T 10-11:30
 MW 2-5; T 10-11:30; F 1:30-2:30
 Colorado County HALS

SHERMAN

Sherman Public Library
 421 N. Travis Street 75090-5975
 903/892-7240; fax: 892-7101
 Hope C. Waller
 MWF 9-6; TT 9-9; S 9-5
 Grayson County NETLS

SILSBEE

Silsbee Public Library
 Santa Fe Park 77656
 409/385-4831
 Cathy Johnson
 M-F 9-6; S 9-1
 Hardin County HALS

SILVERTON

Silverton Public Library
 Box 599 79257
 415 Main Street
 806/823-2131
 Claudine May
 T 8:30-11:30, 2-5; F 2-5
 Briscoe County TPLS

SINTON

Sinton Public Library
 212 E. Sinton Street 78387-2655
 512/364-4545
 Yolanda Bustamante
 M-F 10-6; S 10-2
 San Patricio County STLS

SKELLYTOWN

Skellytown Branch Library
 Box 92 79080
 N. Main
 806/848-2551; fax: 848-2551
 Jessie Poole
 M-F 1-5
 Branch of Carson County Public Library
 See Panhandle

SLATON

Slaton City Library
 200 West Lynn 79364-4136
 806/828-3457
 Laura Riddle
 T-S 10-1, 1:30-6
 Lubbock County WTLS

SMILEY

Stella Ellis Hart Public Library
 P.O. Box 88 78159-0088
 FM 108 78159
 210/587-6101
 Vacant
 MTh 9-11, 1-5; W 1-5
 Gonzales County STLS
 Member of Gonzales Co. L.S.
 See Gonzales/FLS-GCHQ

SMITHVILLE

Smithville Public Library
 101 West Sixth Street 78957
 512/237-2707; fax: 237-4549
 Karen Saunders Bell
 MWThF 10-6; T 10-8; S 10-2
 Bastrop County CTLS

SNYDER

Scurry County Library
 1916 23rd Street 79549-1910
 915/573-5572; fax: 573-1060
 Noreen E. Taylor
 MWFS 10-6; TT 10-9
 Scurry County BCLS

SONORA

Sutton County Library
 212 S.E. Concho 76950
 915/387-2111
 Floric Mesa
 T-F 9-5
 Sutton County BCLS

SOUR LAKE

Alma M. Carpenter Public Library
 P.O. Box 536 77659-0536
 310 S. Ann
 409/287-3592
 Jimmie Edwards
 T 11-5:30; WTh 10-4:45
 Hardin County HALS

SOUTH HOUSTON

South Houston Branch Library
1013 Dallas 77587
713/941-2385
Pat Lippold
M-Th 10-6; F 1-6; S 10-2
Branch of Harris County Public Library
See Houston/HCPL

SPEARMAN

Hansford County Library
122 Main Street 79081
806/659-2231
Sheri Lea Benton
M-F 10-12, 1-6; S 9-1
Hansford County TPLS

SPLENDORA

Hazel L. McCracken City Library
P.O. Drawer 1087 77372-1087
300 FM 2090 East
713/689-1818
Fran Hoffpauir
M-F 8-12:30, 1:30-4:30
Montgomery County HALS

SPRING

Cypress Creek Branch Library
6815 Cypresswood Drive 77379
713/376-4610; fax: 376-0820
Elizabeth Hulsey
M 1-9; TW 10-6; Th 10-9; F 1-6; S 10-5
Branch of Harris County Public Library
See Houston/HCPL

SPRINGTOWN

Springtown Public Library
P.O. Box 428 76082
101 S. Ash Terrace
817/523-5862
Anessa Wilson
MTF 2-5:30; Th 9-11, 2-5:30; S 10-2
Parker County NTLS

SPUR

Dickens County-Spur Public Library
P.O. Box 313 79370-0313
401 N. Burlington 79370-2499
806/271-3714
Ethel McArthur
M-Th 1-6
Dickens County WTLS

STAFFORD

Mamie George Branch Library
320 Dulles Avenue 77477-4799
713/491-8086; fax: 242-5793
Lorraine Lessey
MTh 12-9; TW 9-6; FS 9-4
M 12-9; TW 9-6; Th 12-6; FS 9-4
Branch of Fort Bend County Libraries
See Richmond

STAMFORD

Stamford Carnegie Library
600 East McHarg Street 79553
915/773-2532
Linda Dalliston
M-F 9-12, 1-5:30
Jones County BCLS

STANTON

Martin County Library
Box 1187 79782-1187
110 W. School Street
915/756-2472
Dianne Hull
M-F 1:30-5:30
Martin County WTLS

STEPHENVILLE

Stephenville Public Library
174 North Columbia 76401-3492
817/965-5665; fax: 965-6495
Lynn Lloyd
TWF 10-6; Th 12-8; S 8-12
Erath County NTLS

STERLING CITY

Sterling County Public Library
P.O. Box 1130 76951
609 4th Street
915/378-2212
Susan Millican
M-F 9-5
M-F 9-3
Sterling County BCLS

STINNETT

Hutchinson County Library
P.O. Box 478 79083
500 N. Main Street
806/878-2403
Willie Mae Parson
M-F 9-12, 1-5
Branch of Hutchinson County Library
See Borger

STRATFORD

Sherman County Public Library
 P.O. Box 46 79084
 719 N. Main
 806/396-2200; fax: 396-2200
 Dorothy Haile
 M 1-8; TWT 1-5; S 9-1
 Sherman County TPLS

SULPHUR SPRINGS

Sulphur Springs Public Library
 201 North Davis 75482
 903/885-4926
 Wilma Taylor
 M-F 9-6; S 9-12
 Hopkins County NETLS

SUNDOWN

Sundown Branch Library
 Box 600 79372-0600
 207 E. Richardson
 806/229-3131
 Helen Ellison
 T-F 10-4:30
 Branch of Hockley County Memorial Library
 See Levcland

SUNNYVALE

Sunnyvale Public Library
 402 Tower Place 75182
 214/226-4491; fax: 226-6745
 Doris Padgett
 TT 12-6; F 2-6; S 11-3
 Dallas County NETLS

SUNRAY

Britain Memorial Library
 P.O. Box 180 79086-0180
 118 E. 5th Street 79086
 806/948-5501
 Donna Washburn
 M-F 11-6
 Branch of Moore County Libraries
 See Dumas

SWEENEY

Sweeny Branch Library
 205 W. Ashley Wilson Road 77480
 409/548-2567; fax: 548-2567
 Myrtice Sikes
 MW 10-6; TT 10-8; S 10-5
 Branch of Brazoria County Library System
 See Angleton

SWEETWATER

County-City Library
 206 Elm Street 79556
 915/235-4978
 Bonnie McSweeney
 M 1-6; T-F 9-5; S 9-1
 M 1-6; T-F 9-5
 Nolan County BCLS

Branch(es) or Bookmobile(s)

City-County Library Bookmobile
 206 Elm 79556
 915/235-4978
 Bonnie McSweeney

TAFT

Taft Public Library
 P.O. Box 416 78390-0416
 503 Green
 512/528-3512 ext. 15
 Donna Hutchins
 MT 1-6; WThF 9-12, 1-6
 San Patricio County STLS

TAHOKA

City-County Library
 Box 1018 79373
 1600 Avenue J
 806/998-4050
 Shirley Draper
 MW 8-12, 1-5; Th 12-5
 Lynn County WTLS

TATUM

Tatum Branch Library
 P.O. Box 1087 75691-1087
 Highway 43 75691
 903/947-2211
 Janet Breedlove
 M-F 8-1, 2-5
 Branch of Rusk County Library
 See Henderson

TAYLOR

Taylor Public Library
 721 Vance Street 76574
 512/352-3434
 Norma Patschke
 MTh 10-6; TF 1-5; W 1-7; S 10-1
 Williamson County CTLS

TEAGUE

Teague Public Library
517 Main Street 75860
817/739-3311
Doris Herrington
M-F 10-5
Freestone County CTLS

TEMPLE

Temple Public Library
101 North Main Street 76501-7641
817/770-5556; fax: 770-5637
Mary Ann Grimm
MWF 10-6; TT 10-9; S 10-5
Bell County CTLS

Branch(es) or Bookmobile(s)

Temple Public Library Bookmobile
101 N. Main Street 76501-7641
817/770-5556; fax: 770-5637
Mary Ann Grimm

TERRELL

Terrell Public Library
P.O. Box 550 75160-0550
301 North Rockwall 75160-2618
214/551-6663; fax: 551-6682
Rebecca W. Sullivan
MT 10-8; WTh 10-6; F 12-5; S 10-4
Kaufman County NETLS

TEXARKANA

Texarkana Public Library
600 West Third Street 75501-5054
903/794-2149; fax: 794-2139
Alice Coleman
M-W 9-9; Th-S 9-6
Bowie County NETLS

TEXAS CITY

Moore Memorial Public Library
1701 9th Avenue North 77590
409/948-3111 ext. 160; fax: 948-1106
Susie Moncla
M-W 9-9; TF 9-6; S 10-4
Galveston County HALS

TEXLINE

Texline Public Library
P.O. Box 356 79087-0356
222 Second St.
806/362-4849
Vacant
M-F 9-5; S 9-12
Dallam County TPLS

THE COLONY

The Colony Public Library
5151 N. Colony Blvd. 75056-1219
214/625-1900
Joan L. Sveinsson
T-T 10-9; FS 10-5
Denton County NTLs

THE WOODLANDS

South Branch Library
10500 Many Pines Drive 77380
713/367-3939
Bonnie Boorman
M-Th 10-8; FS 10-5
Branch of Montgomery County Library
See Conroe

THREE RIVERS

Live Oak County Branch Library
P.O. Box 869 78071-0869
101 East Thornton 78071
512/786-3037
Dorothy Matern
M-F 1-5
Branch of Live Oak County Library
See George West

TIVOLI

Tivoli Public Library
Oleander Street 77990
Vacant
TT 2:30-5:30
Branch of Refugio County Public Library
See Refugio

TOMBALL

Tomball Branch Library
701 James Street 77375
713/351-7269
Cathy Threadgill
M 12-8; TWT 10-6; F 1-6; S 10-5
Branch of Harris County Public Library
See Houston/HCPL

TRINITY

Blanche K. Werner Public Library
P.O. Box 1168 75862
Highway 19 North
409/594-2087
Phoche Lott
MW 1-6; TT 10-5; F 8-3; S 9-12
Trinity County HALS

70

TULIA

Swisher County Library
127 S.W. 2nd Street 79088
806/995-3447
Jo Alice Garrett
MWThF 9-5; T 9-12
Swisher County TPLS

TYLER

Tyler Public Library
201 S. College Avenue 75702-7381
903/593-7323; fax: 531-1166
Christopher Albertson
Sun 1-5; M-W 10-8; Th-S 10-5
Smith County NETLS

Branch(es) or Bookmobile(s)

Tyler Public Library Bookmobile
201 S. College Avenue 75702-7381
903/593-4357; fax: 531-1166
Shirley Swartz

UNIVERSAL CITY

Universal City Public Library
100 Northview Drive 78148-0150
512/659-7048
Martha Strickland
MTh 12-6; T 10-6; W 12-8; FS 12-4
Bexar County SAALS

UTOPIA

Utopia Memorial Library
P.O. Box 461 78884
Hwy. 187
512/966-3448
Joyce Rainey
M-F 9-12, 1-5
Branch of El Progreso Memorial Library
See Uvalde

UVALDE

El Progreso Memorial Library
129 West Nopal 78801
210/278-2017
Susan Anderson
MTWF 9:30-6; Th 9:30-8; S 9:30-1
M-F 9:30-6
Uvalde County SAALS

Branch(es) or Bookmobile(s)

Sabinal Public Library
See Sabinal

Utopia Memorial Library
See Utopia

VAN ALSTYNE

Van Alstyne Public Library
P.O. Box 629 75095-0629
216 E. Jefferson
903/482-5991
Pat Olson
M-F 10-6; S 9:30-12
Grayson County NETLS

VAN HORN

Van Horn City-County Library
Box 129 79855-0129
803 Fannin 79855
915/283-2855
Sally Aumiller
M-F 9-12, 1-5; 2nd & 4th S 9-1
Culberson County TTPLS

VEGA

Oldham County Library
P.O. Box 431 79092-0431
914 Main 79092
806/267-2635; fax: 267-2635
Gayna Stephenson
MWF 12-6; S 9-1
Oldham County TPLS

VERNON

Carnegie City-County Library
2810 Wilbarger Street 76384
817/552-2462
Carolyn Smead
T 12-9; W-F 12-6; S 9-12
Wilbarger County NTLS

VICTORIA

Victoria Public Library
302 N. Main 77901-6592
512/572-2704; fax: 572-2779
James B. Stewart
MTh 9-9; TW 9-6; FS 9-5
Victoria County STLS

VIDOR

Vidor Public Library
440 East Bolivar 77662
409/769-7148
Theo Houston
M 9-6; T-F 8-5
Orange County HALS

BEST COPY AVAILABLE

WACO

Waco-McLennan County Library
 1717 Austin Avenue 76701-1794
 817/750-5941; fax: 750-5940
 Pamela Bonnell
 Sun 1-5; M-Th 9-9; FS 9-6
 McLennan County CTLS

Branch(es) or Bookmobile(s)

East Waco Branch Library

901 Elm 76704
 817/750-5948; fax: 750-5940
 Mickey Sparkman
 M-F 12-6; S 10-2

R.B. Hoover Branch Library

249A Lake Air Center 76710
 817/776-1581; fax: 750-5940
 Mickey Sparkman
 M-S 10-6

South Waco Branch Library

2815 Speight 76706
 817/750-5949; fax: 750-5940
 Mickey Sparkman
 M-F 10-6; S 10-2

WALLIS**Austin County Library System**

P.O. Box 519 77485-0519
 6730 Railroad Street
 409/478-6813
 Bernice Brast
 M-Th 9-6; S 9-12
 Austin County HALS

Branch(es) or Bookmobile(s)

West End Library

See Industry

Knox Memorial Library

P.O. Box 519 77485-0519
 6730 Railroad Street
 409/478-6813
 Bernice Brast
 M-Th 9-6; S 9-12

WATAUGA**Watauga Public Library**

7109 Whitley Road 76148-2024
 817/428-9412; fax: 581-3910
 Sandra McCurdy
 M 10-8; TWT 10-6; F 10-5; S 10-2
 Tarrant County NTLS

WAXAHACHIE**Nicholas P. Sims Library & Lyceum**

515 W. Main 75165-3235
 214/937-2671
 Susan Maxwell
 TWFS 9-5:30; Th 9-8
 T-S 9-5:30
 Ellis County NETLS

WEATHERFORD**Weatherford Public Library**

1214 Charles Street 76086-5098
 817/594-2768; fax: 594-2792
 Rodney L. Bland
 MWFS 10-6; TT 1-9
 Parker County NTLS

WEIMAR**Weimar Public Library**

#1 Jackson Square 78962
 409/725-6608
 Margaret Gray
 M-F 2-6; S 8:30-12:30
 Colorado County HALS

WELLINGTON**Collingsworth Public Library**

711 15th Street 79095
 806/447-2116; fax: 447-5240
 Vicki Decker
 MTh 8-8:30; TWF 8-5:30
 M 1-8:30; TWF 9:30-5:30; Th 9:30-8:30
 Collingsworth County TPLS

WELLS**Rube Sessions Memorial Library**

P.O. Box 120 75976
 Rusk Avenue
 409/867-4757
 LeNell Carter
 TT 9-5; S 10-12
 Cherokee County NETLS

WESLACO**Weslaco Public Library**

525 South Kansas 78596-6215
 210/968-4533; fax: 969-4069
 Pamela Antonelli
 MTTT 9:30-6; W 1-7
 MTTT 9-5:30; W 11-5:30
 Hidalgo County STLS
 Member of Hidalgo Co. L.S.
 See McAllen/FLS-HCHO

WEST

West Public Library
 P.O. Box 513 76691-1732
 209 W. Tokio Road 76691
 817/826-3070; fax: 826-3070
 Henrietta Meurer
 TWS 9-2; Th 2-7
 McLennan County CTLS

WEST COLUMBIA

West Columbia Branch Library
 518 E. Brazos 77486
 409/345-3394; fax: 345-3652
 Sally Taylor
 MW 10-6; TT 10-8; S 10-5
 Branch of Brazoria County Library System
 See Angleton

WEST TAWAKONI

Tawakoni Area Public Library
 Rt. 1, Box 278-A5 75474-9724
 Hwy. 276
 903/447-3445
 Jack Haydon
 T-F 1-6; S 10-2
 Hunt County NETLS

WHARTON

Wharton County Library
 1017 Alabama Road 77488
 409/532-8080
 Barbara Goodell
 MT 9-8; W-F 9-6; S 9-3
 Wharton County HALS

Branch(es) or Bookmobile(s)

East Bernard Branch Library
 See East Bernard

El Campo Branch Library
 See El Campo

Louise Branch Library
 See Louise

WHEELER

Wheeler Public Library
 Box 676 79096
 306 S. Canadian Street
 806/826-5977; fax: 826-5977
 Naomi Speck
 M-F 1-5:30; S 9-1:30
 Wheeler County TPLS

WHITE DEER

White Deer Branch Library
 Box 85 79097
 South Main
 806/883-7121; fax: 883-7121
 Janette Cathey
 M-F 1-5
 Branch of Carson County Public Library
 See Panhandle

WHITE SETTLEMENT

White Settlement Public Library
 8215 White Settlement Road 76108-1604
 817/367-0166; fax: 367-3276
 Bethany Hills
 MTh 9:30-8:30; TW 9:30-6; S 9:30-1:30
 Tarrant County NTLS

WHITEHOUSE

Whitehouse Community Library
 107 Bascom Road 75791-1508
 903/839-2949
 Joy Stuart
 MTWF 12-6; Th 12-7
 MTWF 10-6; Th 10-7
 Smith County NETLS

WHITESBORO

Whitesboro Public Library
 308 West Main 76273
 903/564-5432; fax: 564-6105
 Priscella K. Thetford
 M-F 9-5:30
 Grayson County NETLS

WHITEWRIGHT

Whitewright Public Library
 Box 128 75491
 300 West Grand Street
 903/364-2955
 Kay Bryant
 M-F 10-12, 1-5:30; S 10-12
 Grayson County NETLS

WHITNEY

Bess Findley Public Library
 P.O. Box 1669 76692
 304 N. Brazos
 817/694-4639
 Velta Ince
 T-F 9-5; S 11-3
 Hill County CTLS

WICHITA FALLS

Kemp Public Library
1300 Lamar Street 76301
817/761-8800
Linda Hughes
M-F 10-8; S 10-5
Wichita County NETLS

WILLIS

Ruth Frances Meador Branch Library
709 W. Montgomery 77378
409/856-4411
Twillia Lyles
MTW 10-6; Th 10-8; F 12-6; S 10-5
Branch of Montgomery County Library
See Conroe

WILMER

Elvis Maxine Gilliam Memorial Public Library
205 East Beltline Road 75172-1127
214/441-6583; fax: 225-9434
Linda McCrory
M-F 1-7
Dallas County NETLS

WIMBERLEY

Village Library & Cultural Center
P.O. Box 1240 78676-1240
RR 2325 78676
512/847-2188
Shirley A. Scott
MWF 9-5; T 5-8
Hays County CTLS

WINK

Wink Branch Library
P.O. Box 457 79789
207 Langley Way
915/527-3691
Aline Price
M-F 12-6
Branch of Winkler County Library
See Kermit

WINNIE

Juanita Hargraves Memorial Branch
P.O. Box 597 77665-0597
Broadway
409/296-2443
Rhonda LeBlanc
MTW 8-12, 1-5; ThF 9-12, 1-5
Branch of Chambers County Library
See Anahuac

WINNSBORO

Gilbreath Memorial Library
916 N. Main Street 75494
903/342-6866
Virginia Woodle
TWF 10-5; Th 10-8; S 9-2
Wood County NETLS

WINTERS

Winters Public Library
120 N. Main 79567
915/754-4251
Pauline O'Neal
M-F 11-5
Runnels County BCLS

WOLFE CITY

Wolfe City Public Library
P.O. Box 109 75496-0109
Williams at Mills Streets 75496
903/496-7311
Dorothea Linn
MW 9:30-12, 1-5; T 9:30-12, 1-6;
Th 1:30-6; F 1:30-4:30
Hunt County NETLS

WOLFFORTH

City of Wolfforth Library
P.O. Box 36 79382-0036
423 Main
806/866-9280
Debra Youngblood
M-F 1:30-5:30
Lubbock County WTLS

WOODVILLE

Allan Shivers Library
302 N. Charlton 75979
409/283-3709; fax: 283-5258
Anne K. Overstreet
MTWF 9-5; Th 9-6; S 10-2
Tyler County HALS

WYLIE

Rita & Truett Smith Library
800 Thomas Street 75098
214/442-7566; fax: 442-4302
Phyllis D. Floyd
MWThF 10-7; T 12-8; S 11-5
Collin County NETLS

YOAKUM

Carl & Mary Welhausen Library

810 Front Street 77995-3023

512/293-5001

Virginia Ann Ferrell

M-F 9-6

DeWitt County STLS

YORKTOWN

Yorktown Public Library

P.O. Box 308 78164

103 West Main

512/564-3232

Luellen Smiley

M 1:30-5:30, 7-9; TWT 1:30-5:30; F 8-12

DeWitt County STLS

ZAPATA

Zapata County Public Library

Box 2806 78076-2806

901 Kennedy Street


210/765-5351; fax: 765-5351

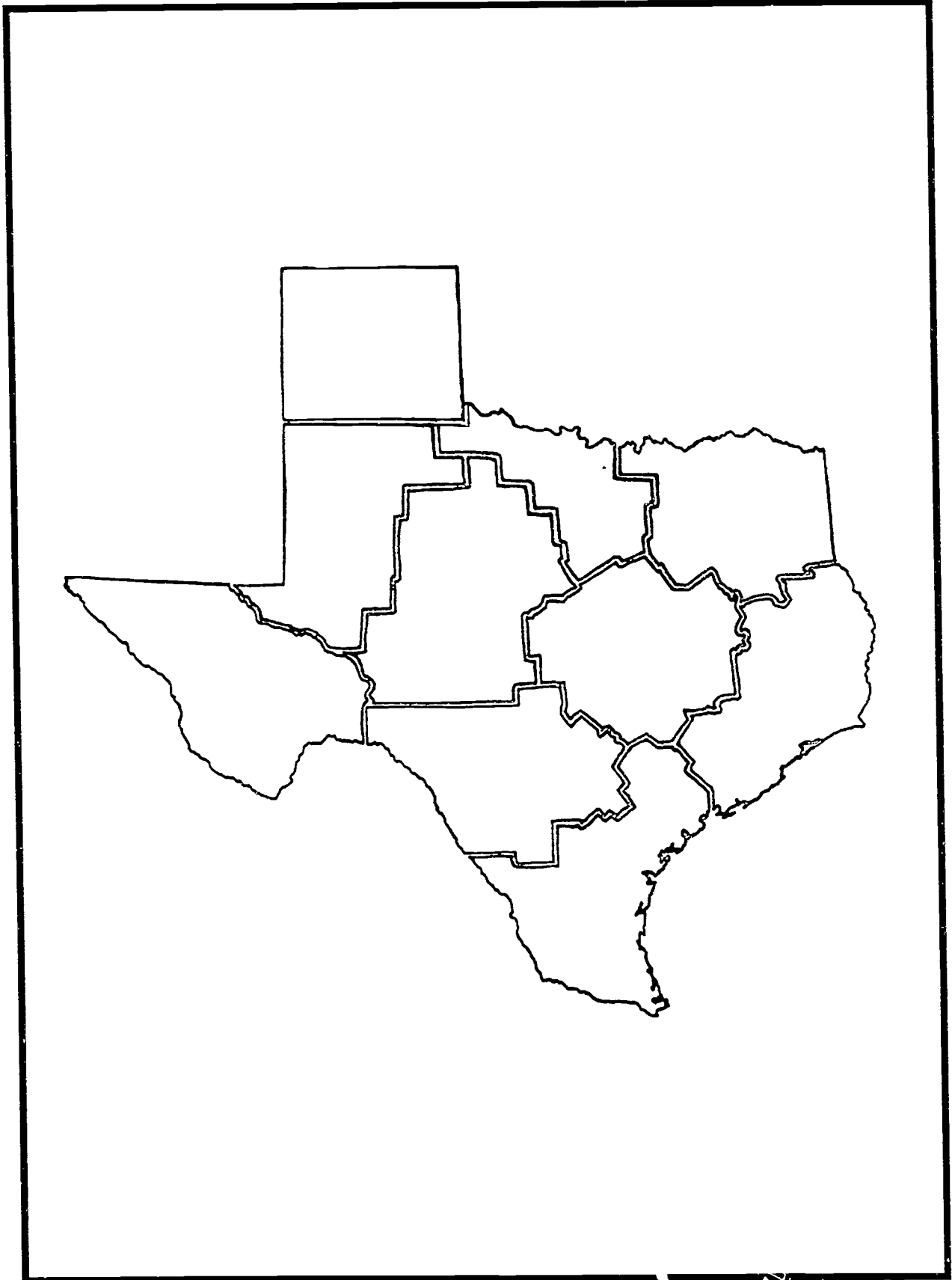
Jose Adan Gutierrez

TWF 9:30-5:30; Th 9:30-7:30; S 9:30-3:30

Zapata County STLS

Summary Statistics





Statewide Public Library Statistics - 1991 (part 1)

	Members	Non-members	Totals
Library reporting	447	31	478
Population served (1991)	15,597,590	195,671	15,793,261
Population unserved (1991)	.	.	1,193,249
Number of branches	234	2	236
Number of bookmobiles	22	0	22
Public service outlets	295	5	300
Expenditures (\$)			
Salaries and wages	82,775,972	450,153	83,226,125
Employee benefits	19,906,064	116,763	20,022,827
Subtotal: wages and benefits	102,682,036	566,916	103,248,952
Print materials	19,431,073	127,491	19,558,564
Serial subscriptions	5,015,920	7,920	5,023,840
Microforms	358,061	355	358,416
Audiovisual materials	1,290,710	6,778	1,297,488
Other materials	313,593	1,363	314,956
Subtotal: library materials	26,409,357	143,907	26,553,264
Furniture and equipment	2,884,597	5,741	2,890,338
Other operating expenses	26,524,290	125,569	26,649,859
Subtotal: miscellaneous	29,408,887	131,310	29,540,197
Total direct expenditures	158,500,280	842,133	159,342,413
Indirect costs	271,018	3,050	274,068
Total operating expenditures	158,771,298	845,183	159,616,481
Salaries & wages per capita	5.31	2.30	5.27
Materials expend. per capita	1.69	0.74	1.68
Total operating expend. per capita	10.18	4.32	10.11
Capital Outlay	9,705,829	3,182	9,709,011
% of Total Operating Expenses			
- Wages & benefits	65%	67%	65%
- Library materials	17%	17%	17%
- Miscellaneous other	19%	16%	19%
- Indirect costs	0%	0%	0%
Income by source (\$)			
City	117,850,759	291,774	118,142,533
County	29,985,090	393,810	30,378,900
School district	543,284	0	543,284
Subtotal: local gov't income	148,379,133	685,584	149,064,717
Foundation and corporate grants	691,218	6,052	697,270
Federal LSCA funds	1,115,779	0	1,115,779
Other federal funds	268,929	0	268,929
State funds	108,749	0	108,749
Other local income	6,951,655	108,989	7,060,644
Subtotal: all other income	9,136,330	115,041	9,251,371
Total income	157,515,463	800,625	158,316,088
Local gov't income per capita	9.51	3.50	9.44
Total income per capita	10.10	4.09	10.02

	Members	Non-members	Totals
Library Collection			
Books & serials - titles	15,724,696	366,493	16,091,189
Books & serials - items	30,408,151	391,368	30,799,519
Books & serials - items per capita	1.95	2.00	1.95
Uncataloged paperbacks - items	1,801,335	70,198	1,871,533
Government documents - items	2,391,468	273	2,391,741
Microforms - items	7,932,831	8,472	7,941,303
Audio materials - items	743,155	3,963	747,118
Films - items	55,477	375	55,852
Video materials - items	232,563	1,923	234,486
Machine-readable materials - items	13,121	480	13,601
Other library materials - items	3,657,139	2,947	3,660,086
Total collection - titles	19,351,015	445,800	19,796,815
Total collection - items	47,235,240	479,999	47,715,239
Total collection - items per capita	3.03	2.45	3.02
Current subscriptions	72,351	521	72,872
Subscription per 1,000 population	4.64	2.66	4.61
Local Library Services			
Total library circulation	65,694,455	387,578	66,082,033
Circulations per capita	4.21	1.98	4.18
Circulations per paid staff member	14,219	11,176	14,197
Circulations per hour (overlapping)	46	11	45
Circulations per library visit	1.70	1.86	1.70
Collection turnover rate	1.39	0.81	1.38
Reference transactions	13,849,302	18,170	13,867,472
Reference transactions per capita	0.89	0.09	0.88
Library program attendance	3,907,638	15,226	3,922,864
Program attendance per capita	0.25	0.08	0.25
Number of library visits	38,743,388	208,916	38,952,304
Library visits per capita	2.48	1.07	2.47
Staffing (FTEs)			
Librarians with ALA-MLS	1,040.51	0.75	1,041.26
Other librarians	537.43	12.55	549.98
Other paid staff	3,042.13	21.38	3,063.51
Total paid staff	4,620.07	34.68	4,654.75
Population per ALA-MLS	14,590	260,895	15,167
Population per total paid staff	3,376	5,642	3,393
Total volunteer hours	743,113	23,695	766,808
Facilities			
Main library - square footage	5,139,001	51,143	5,160,144
Main + branches - square footage	6,671,900	53,493	6,725,393
Square footage per capita	0.43	0.27	0.43

Summary Characteristics of Texas Library systems - 1991 (part 1)

Library System	Number of Public Libraries	Square Miles	Number of Counties	Number of Counties with a System Member Public Library	Counties with only Non-System Member public Libraries	Number of Unserved Counties
BCLS	37	34,054	32	27	3	2
% of total	8%	13%	13%	12%	33%	17%
CTLS	62	25,696	30	28	0	2
% of total	13%	10%	12%	12%	0%	17%
HALS	66	24,468	28	28	0	0
% of total	14%	9%	11%	12%	0%	0%
NETLS	86	23,882	33	31	1	1
% of total	18%	9%	13%	13%	11%	8%
NTLS	64	16,416	20	20	0	0
% of total	13%	6%	8%	9%	0%	0%
SAALS	38	25,682	21	20	0	1
% of total	8%	10%	8%	9%	0%	8%
STLS	48	27,403	26	22	2	2
% of total	10%	10%	10%	10%	22%	17%
TPLS	30	25,712	26	23	3	0
% of total	6%	10%	10%	10%	30%	0%
TTPLS	13	31,439	9	8	0	1
% of total	3%	12%	4%	3%	0%	8%
WTLS	34	27,267	29	25	1	3
% of total	7%	10%	11%	11%	11%	25%
STATE TOTALS	478	262,019	254	232	10	12

Summary Characteristics of Texas Library Systems - 1991 (part 2)

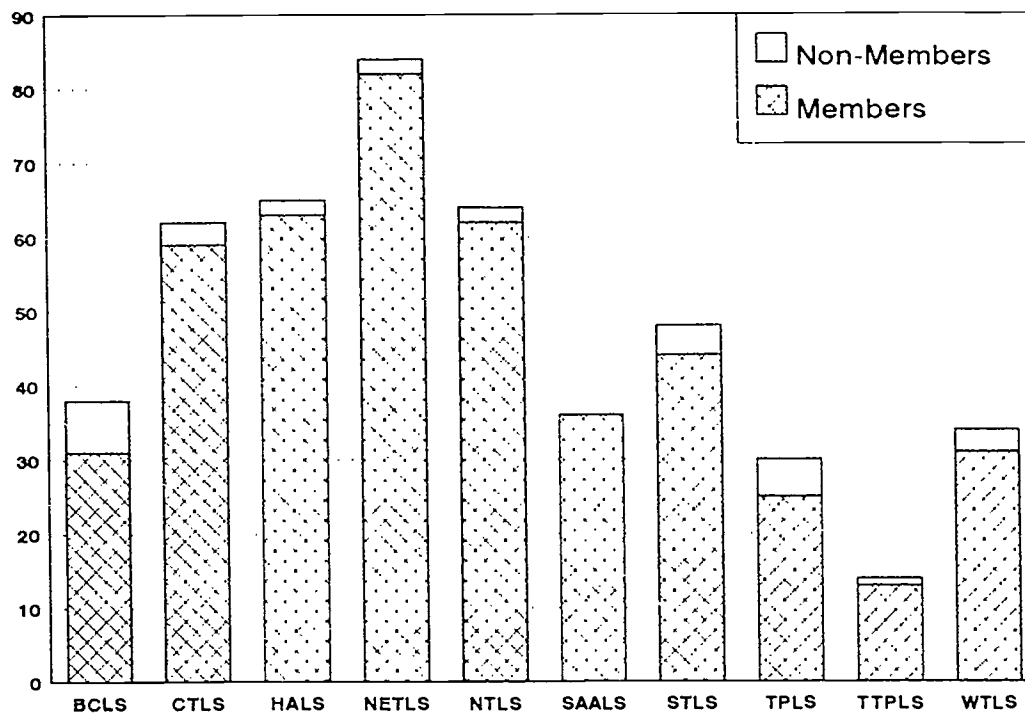
Library System	Total 1991 Population Estimate*	—Population Served by Public Libraries—			Population NOT Served by Public Libraries	— % of Population —	
		System Members	Non-System Members	Total		Served by Public Libs.	NOT Served by Public Libs.
BCLS	454,505	398,888	29,269	428,157	26,348	94.2%	5.8%
% of total	3%	3%	15%	3%			
CTLS	1,734,335	1,314,581	18,338	1,332,919	401,416	76.9%	23.1%
% of total	11%	8%	9%	8%			
HALS	4,563,824	4,347,091	27,300	4,374,391	189,433	95.8%	4.2%
% of total	27%	28%	14%	28%			
NETLS	3,435,745	3,210,710	39,118	3,249,828	185,917	94.6%	5.4%
% of total	20%	21%	20%	21%			
NTLS	1,939,230	1,694,417	1,779	1,696,196	243,034	87.5%	12.5%
% of total	11%	11%	1%	11%			
SAALS	1,621,265	1,587,696	6,540	1,594,236	27,029	98.3%	1.7%
% of total	10%	10%	3%	10%			
STLS	1,517,488	1,421,138	31,797	1,452,935	64,553	95.7%	4.3%
% of total	9%	9%	16%	9%			
TPLS	371,956	317,426	29,815	347,241	24,715	93.4%	6.6%
% of total	2%	2%	15%	2%			
TTPLS	647,133	621,203	0	621,203	25,930	96.0%	4.0%
% of total	4%	4%	0%	4%			
WTLS	701,029	684,440	11,715	696,155	4,874	99.3%	0.7%
% of total	4%	4%	6%	4%			
STATE TOTALS	16,986,510	15,597,590	195,671	15,793,261	1,193,249	93.0%	7.0%

* Source: U.S. Bureaus of the Census, 1990 Census of Population and Housing (issued August 1991)

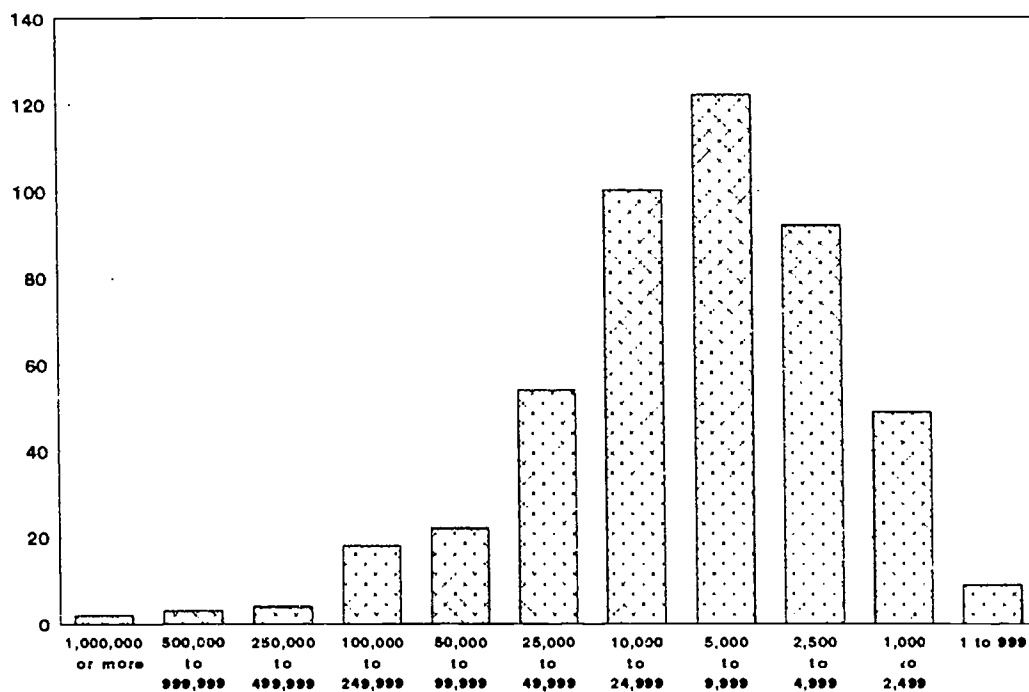
Number of Libraries by Population Served - 1991

Population Served	Number of Public Libraries	BCLS	CTLS	HALS	NETLS	NTLS	SAALS	STLS	TPLS	TTPLS	WTLS
1,000,000 or more	3	0	0	1	1	0	1	0	0	0	0
500,000 to 999,999	2	0	0	1	0	0	0	0	0	1	0
250,000 to 499,999	4	0	1	0	0	2	0	1	0	0	0
100,000 to 249,999	19	1	2	5	4	0	0	3	1	0	3
50,000 to 99,999	21	1	1	5	6	4	0	3	0	1	0
25,000 to 49,999	51	1	4	6	16	8	5	8	1	0	2
10,000 to 24,999	102	2	14	17	22	16	9	10	4	1	7
5,000 to 9,999	111	10	15	18	15	15	10	15	6	1	6
2,500 to 4,999	96	16	16	9	14	11	6	3	8	3	10
1,000 to 2,499	59	6	7	1	8	8	5	5	9	5	5
1 to 999	10	0	2	3	0	0	2	0	1	1	1
TOTALS	478	37	62	66	86	64	38	48	30	13	34
Members	447	31	58	63	83	63	36	44	26	13	30
Non-members	31	6	4	3	3	1	2	4	4	0	4

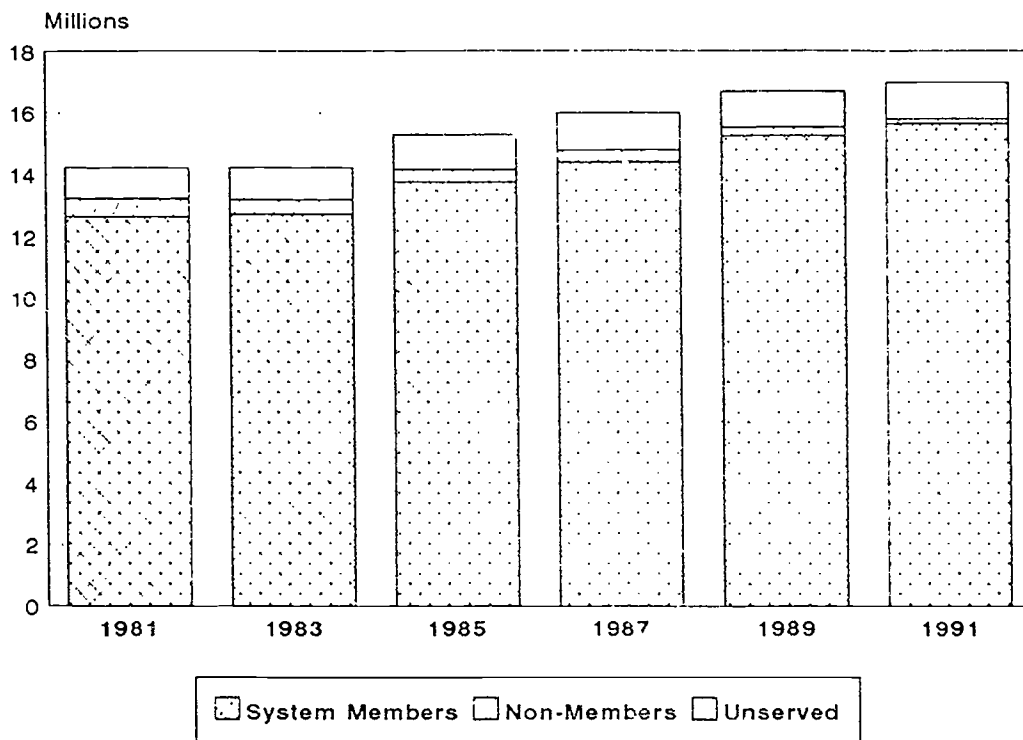
Number of Libraries by System - 1991



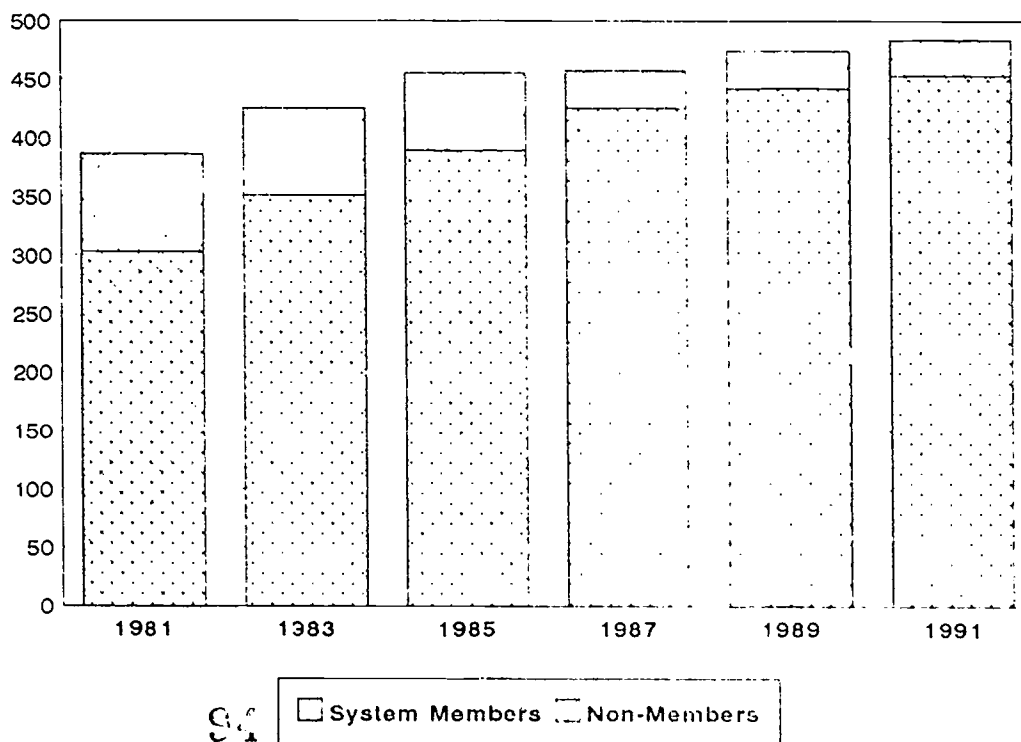
Number of Libraries by Population Served - 1991



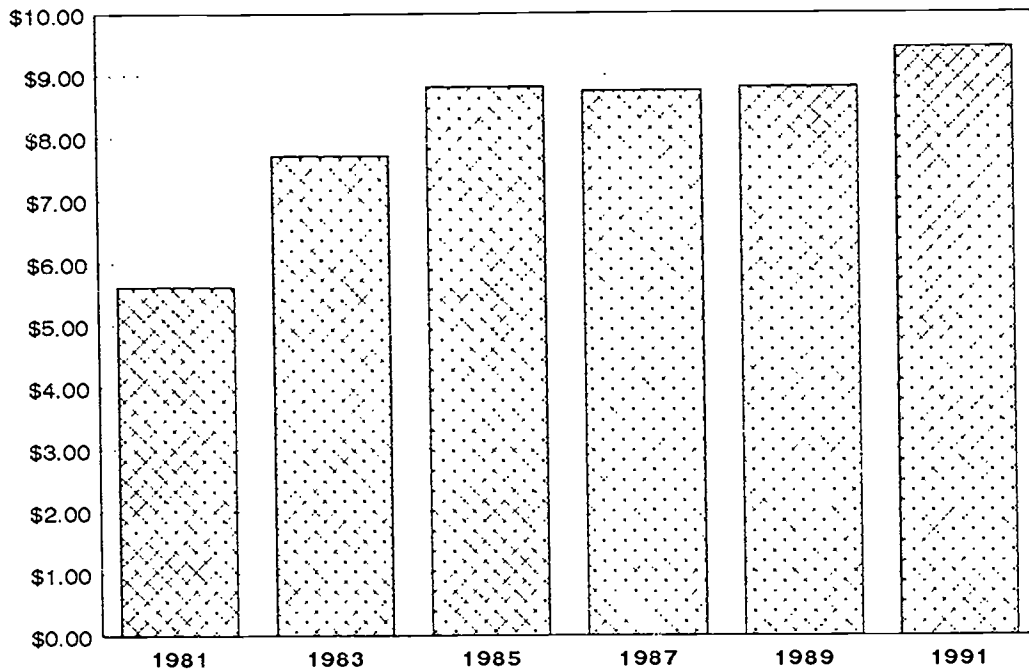
Population Served by Texas Public Libraries 1981 - 1991



Number of Texas Public Libraries 1981 - 1991

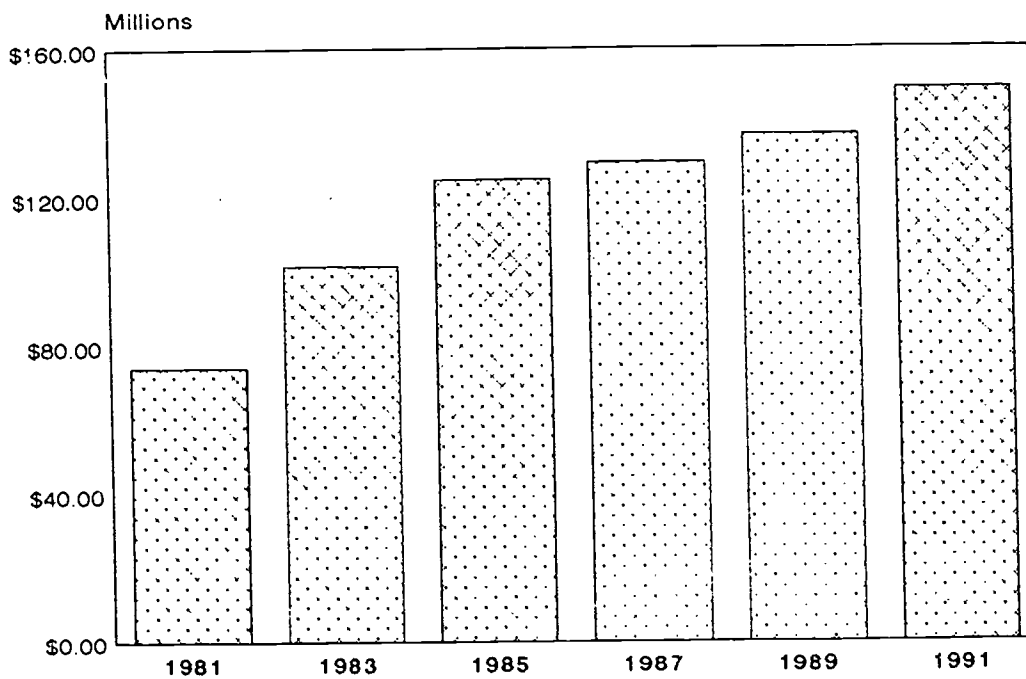


Per Capita Local Government Support 1981 - 1991



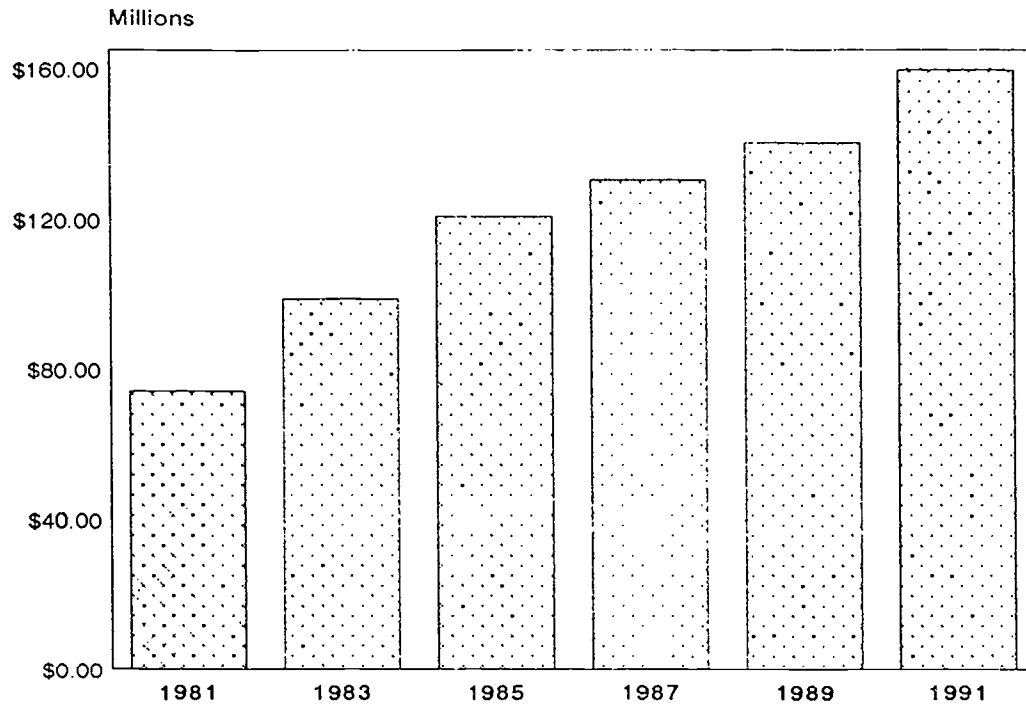
Note: Expenditures are reported for 1981 - 1985. Income is reported for 1987 - 1991.

Local Government Support of Texas Public Libraries 1981 - 1991

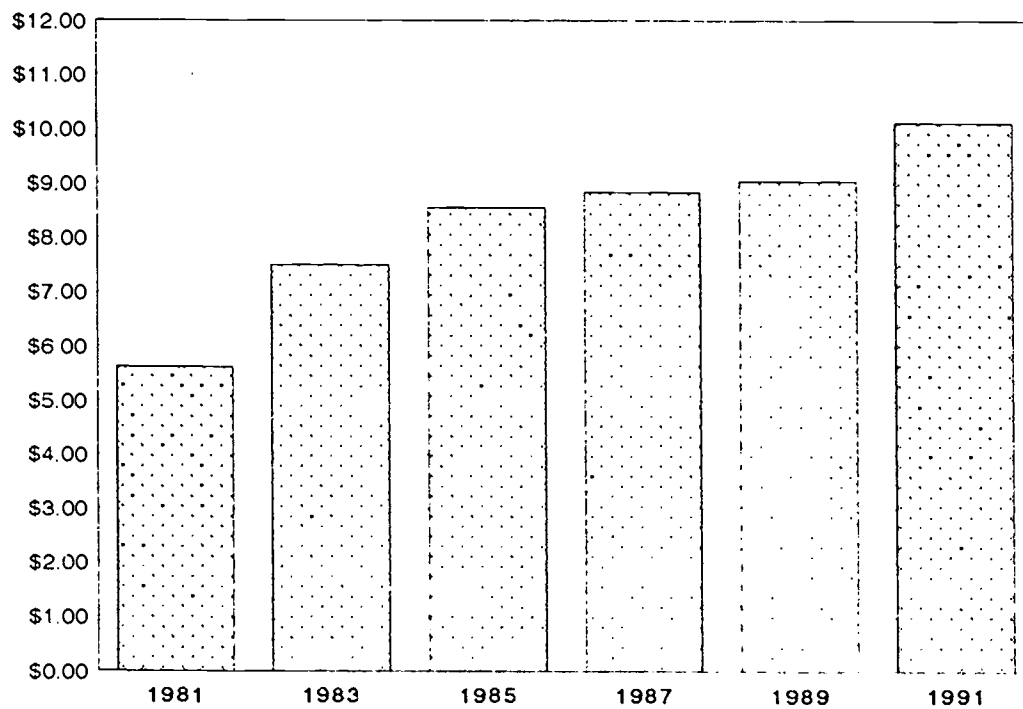


Note: Expenditures are reported for 1981 - 1985. Income is reported for 1987 - 1991.

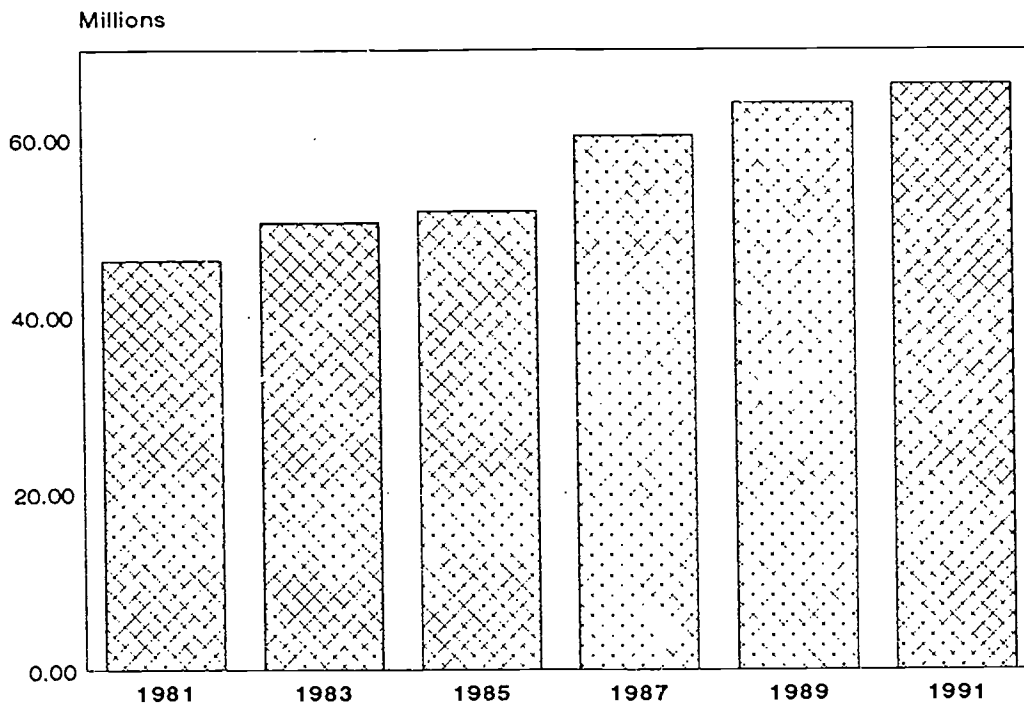
Total Operating Expenditures 1981 - 1991



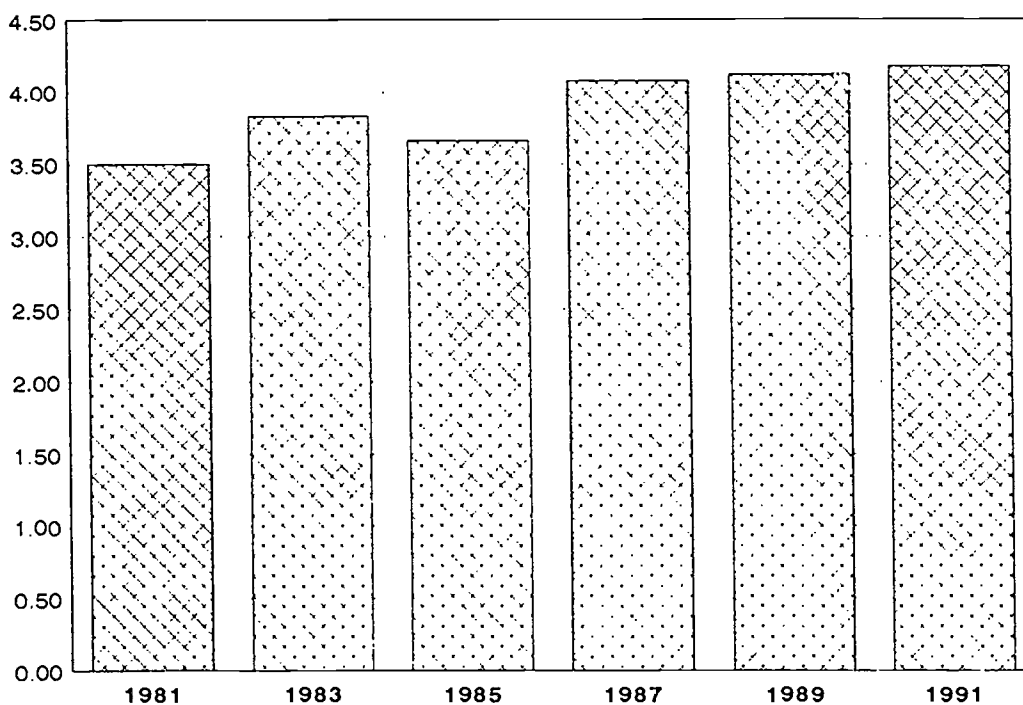
Total Operating Expenditures per capita 1981 - 1991



Circulations of Library Materials 1981 - 1991



Circulations per capita 1981 - 1991



Rank Order of Texas Public Libraries by Population Served

Population Served (1991)	City	Membership Status (SFY 1993)
1,000,000 or more	3 libraries	
1,630,553	Houston	Member
1,162,338	San Antonio	Member
1,006,877	Dallas	Member
500,000 to 999,999	2 libraries	
963,305	Houston/HCPL	Member
515,342	El Paso	Member
250,000 to 499,999	4 libraries	
465,622	Austin	Member
447,619	Fort Worth	Member
261,721	Arlington	Member
257,453	Corpus Christi	Member
100,000 to 249,999	19 libraries	
210,558	Lubbock	Member
198,394	Richmond	Member
191,707	Angleton	Member
181,454	Conroe	Member
180,650	Garland	Member
172,942	Waco	Member
163,077	Plano	Member
157,615	Amarillo	Member
155,037	Irving	Member
136,460	McAllen/FLS	Member
133,239	Laredo	Member
131,805	Brownsville	Member
121,862	Bryan	Member
119,363	Pasadena	Member
118,934	Odessa	Member
114,323	Beaumont	Member
106,654	Abilene	Member
106,611	Midland	Member
101,484	Mesquite	Member
50,000 to 99,999	21 libraries	
99,616	Grand Prairie	Member
98,458	San Angelo	Member
96,259	Wichita Falls	Member
90,749	Longview	Member
90,020	Carrollton	Member
85,269	Baytown	Member
78,614	Denton	Member
75,450	Tyler	Member

Population Served (1991)	City	Membership Status (SFY 1993)
74,840	Richardson	Member
74,361	Victoria	Member
70,245	Galveston/FLS	Member
66,570	Fabens	Member
64,908	Harlingen	Member
63,535	Killeen	Member
62,198	Lufkin	Member
58,724	Port Arthur	Member
57,971	Weatherford	Member
55,827	Marshall	Member
55,083	Lewisville	Member
54,753	Nacogdoches	Member
53,468	Pharr/FLS	Member
25,000 to 49,999	51 libraries	
49,132	Athens	Member
48,991	Grapevine	Member
48,537	Edinburg/FLS	Member
46,536	Mission/FLS	Member
46,109	Temple	Member
45,895	North Richland Hills	Member
45,201	Palestine	Member
44,511	Dallas/DCPL	Member
44,058	Greenville	Member
43,762	Bedford	Member
43,028	Sherman	Member
42,213	Seguin	Member
40,927	Henderson	Member
40,822	Texas City	Member
40,518	Rio Grande City	Member
40,230	New Braunfels	Member
40,083	San Marcos	Member
39,955	Wharton	Member
39,926	Corsicana	Member
38,721	Del Rio	Member
38,149	Eules	Member
37,679	Alice	Member
36,791	Terrell	Member
36,304	Kerrville	Member
35,838	League City/FLS	Member
35,748	Duncanville	Member
35,531	Weslaco/FLS	Member
35,305	Denison	Member
34,371	Brownwood	Member
33,574	Hurst	Member
32,866	Canton	Member
32,856	Haltom City	Member
32,343	Big Spring	Member
31,656	Texarkana	Member
31,370	Gilmer	Member
30,923	Round Rock	Member

Rank Order of Texas Public Libraries by Population Served

Population Served (1991)	City	Membership Status (SFY 1993)
30,734	Kingsville	Member
30,544	DeSoto	Member
29,579	Eagle Pass	Member
28,981	Granbury	Member
28,833	Sulphur Springs	Member
28,066	Gainesville	Member
27,652	Deer Park	Member
27,481	Bay City	Member
27,190	Plainview	Member
26,804	San Benito	Member
26,232	The Colony	Member
26,154	Brenham	Member
25,689	Borger	Non-member
25,647	Friendswood/FLS	Member
25,135	Beeville	Member
10,000 to 24,999	102 libraries	
24,699	Paris	Member
24,250	Farmers Branch	Member
24,199	Levelland	Member
24,079	Copperas Cove	Member
23,390	Hempstead	Member
23,340	Uvalde	Member
23,260	Rowlett	Member
23,199	Allen	Member
22,960	Schertz	Member
22,706	Livingston	Member
22,677	Burnet	Member
22,650	Floresville	Member
22,642	Stephenville	Member
22,611	Pampa	Member
22,205	Cleburne	Member
22,158	Rockwall	Member
22,117	Lancaster	Non-member
22,035	Carthage	Member
21,283	McKinney	Member
20,964	Huntsville	Member
20,906	Los Fresnos	Member
20,671	Beaumont/JCL	Member
20,617	Mercedes/FLS	Member
20,548	Donna/FLS	Member
20,009	Watauga	Member
19,976	Cedar Hill	Member
19,381	Orange	Member
19,153	Hereford	Member
19,053	Port Lavaca	Member
18,634	Snyder	Member
18,419	Flower Mound	Member
18,168	Waxahachie	Member
17,892	Rockport	Member

Population Served (1991)	City	Membership Status (SFY 1993)
17,865	Dumas	Member
17,705	Raymondville	Member
17,634	Portland	Member
17,406	Balch Springs	Member
17,364	Anahuac	Member
17,295	Coppell	Member
17,204	Fredericksburg	Member
16,790	La Marque/FLS	Member
16,646	Woodville	Member
16,594	Sweetwater	Member
16,513	Groves	Member
16,279	Winnsboro	Member
16,192	Nederland	Member
16,113	Burleson	Member
16,065	Gonzales/FLS	Non-member
15,840	Silsbee	Non-member
15,607	Mansfield	Member
15,472	White Settlement	Member
15,429	Kaufman	Member
15,121	Vernon	Member
15,072	Littlefield	Member
14,870	Mineral Wells	Member
14,842	Georgetown	Member
14,352	Mexia	Member
14,349	Lamesa	Member
14,338	Andrews	Member
14,317	Clarksville	Non-member
14,123	Seminole	Member
13,883	Ennis	Member
13,842	Bellaire	Member
13,714	Kilgore	Member
13,683	Keller	Member
13,569	Newton	Member
13,472	Pearsall	Member
13,404	Pleasanton	Member
13,334	Alamo/FLS	Member
13,218	Brownfield	Member
13,115	Monahans	Member
13,057	Universal City	Member
13,039	Edna	Non-member
13,034	Commerce	Member
12,974	Port Neches	Member
12,841	Harker Heights	Member
12,765	Jacksonville	Member
12,501	Decatur	Member
12,501	Lake Dallas	Member
12,476	Belton	Member
12,291	Mt. Pleasant	Member
12,096	Fort Stockton	Member
12,069	Midlothian	Member
11,839	Cameron	Member

Rank Order of Texas Public Libraries by Population Served

Population Served (1991)	City	Membership Status (SFY 1993)
11,631	Llano	Member
11,482	Forest Hill	Member
11,472	Taylor	Member
11,365	Canyon	Member
11,292	Dickinson/FLS	Member
11,110	Centerville	Non-member
11,107	Rockdale	Member
11,029	Wylie	Member
10,935	Vidor	Member
10,931	Madisonville	Member
10,621	Lake Travis	Member
10,562	Bandera	Member
10,529	Bridgeport	Member
10,433	Carrizo Springs	Member
10,213	Wimberley	Member
10,145	Burkburnett	Member
10,024	Henrietta	Member
10,024	Santa Fe/FLS	Member
5,000 to 9,999	111 libraries	
9,944	Aransas Pass	Member
9,904	Pittsburg	Member
9,729	Dripping Springs	Member
9,581	Leon Valley	Member
9,556	George West	Member
9,447	Palacios	Member
9,396	Cisco	Non-member
9,279	Zapata	Member
9,205	Lockhart	Member
9,189	Seagoville	Member
9,185	Wallis	Member
9,130	Malakoff	Member
9,128	Perryton	Member
9,095	Dalhart	Member
9,092	Eastland	Member
9,070	Dimmitt	Member
9,010	Breckenridge	Non-member
8,986	Graham	Member
8,983	Hewitt	Member
8,868	Azle	Member
8,778	Brady	Member
8,739	Highland Park	Member
8,712	Comanche	Member
8,681	Alpine	Member
8,626	Kermit	Member
8,551	Saginaw	Member
8,514	Elsa/FLS	Member
8,470	Floydada	Member
8,461	Coleman	Member
8,390	Quitman	Member

Population Served (1991)	City	Membership Status (SFY 1993)
8,217	Ingleside	Member
8,204	Falfurrias	Member
8,192	Buna	Member
8,149	Trinity	Member
8,133	Tulia	Member
8,034	Bridge City	Member
8,016	Colorado City	Member
8,005	Sinton	Member
7,999	San Augustine	Member
7,981	Corrigan	Member
7,978	Richland Hills	Member
7,976	Refugio	Member
7,973	Archer City	Member
7,950	Teague	Member
7,868	Fairfield	Member
7,823	Mathis	Member
7,733	Hamilton	Member
7,733	Liberty	Member
7,304	Crosbyton	Member
7,296	Boerne/FLS	Member
7,269	Sealy	Member
7,229	Gladewater	Member
7,143	Roanoke	Member
7,124	Cleveland	Member
7,078	Canyon Lake	Member
7,072	Hillsboro	Member
7,024	Crockett	Member
6,981	Jacksboro	Member
6,978	Hitchcock/FLS	Member
6,974	Crowley	Member
6,959	Jasper	Member
6,873	Slaton	Member
6,820	Haskell	Member
6,814	Springtown	Member
6,799	Quemado	Member
6,758	Tahoka	Member
6,715	Emory	Member
6,700	Cuero	Member
6,686	Bonham	Member
6,640	Lumberton	Non-member
6,594	Groesbeck	Member
6,580	River Oaks	Member
6,576	Panhandle	Member
6,525	Ballinger	Member
6,522	Hawkins	Member
6,386	Marlin	Member
6,382	Lampasas	Member
6,296	Navasota	Member
6,220	Clyde	Member
6,118	Atlanta	Member
6,072	Iowa Park	Member

Rank Order of Texas Public Libraries by Population Served

Population Served (1991)	City	Membership Status (SFY 1993)
6,018	Hondo	Member
5,991	Mt. Vernon	Member
5,980	Gatesville	Member
5,980	Goliad	Member
5,953	Childress	Member
5,950	Comfort/FLS	Member
5,949	Port Isabel	Member
5,807	La Feria	Member
5,672	Everman	Member
5,649	Kenedy/FLS	Member
5,621	Jourdanton	Member
5,611	Yoakum	Member
5,597	Poteet	Non-member
5,538	Howe	Member
5,472	Sachse	Member
5,401	San Saba	Member
5,369	Eagle Lake	Member
5,360	Glen Rose	Member
5,349	Dublin	Member
5,283	Quanah	Member
5,254	Cotulla	Member
5,161	Cedar Park	Member
5,151	Dayton	Member
5,143	Post	Member
5,132	Hearne	Member
5,114	Kountze	Member
5,109	Hebbronville	Member
5,091	Columbus	Member
5,078	Grand Saline	Member
5,057	New Boston	Member
2,500 to 4,999	96 libraries	
4,990	Bowie	Member
4,956	Stanton	Non-member
4,950	Center	Member
4,857	Cooper	Member
4,846	Elgin	Member
4,842	Rotan	Member
4,837	Munday	Member
4,820	Sheridan	Non-member
4,769	Winters	Member
4,683	McGregor	Non-member
4,669	DeLeon	Non-member
4,661	Luling	Member
4,652	Crane	Member
4,648	Taft	Member
4,638	Bulverde	Member
4,591	Lake Worth	Member
4,571	Muleshoe	Member
4,561	Denver City	Member

Population Served (1991)	City	Membership Status (SFY 1993)
4,514	Big Lake	Member
4,444	Pflugerville	Member
4,385	Seymour	Member
4,378	Karnes City/FLS	Member
4,377	Morton	Member
4,377	West Tawakoni	Member
4,369	Whitesboro	Member
4,366	Rusk	Member
4,341	Diboll	Member
4,279	Spearman	Member
4,225	Plains	Member
4,210	Olney	Member
4,161	Sanger	Member
4,135	Sonora	Member
4,122	Junction	Member
4,093	Giddings	Member
4,078	Ozona	Member
4,044	Bastrop	Member
4,032	Whitehouse	Member
3,951	La Grange	Member
3,928	Devine	Member
3,848	Sour Lake	Member
3,817	Stamford	Member
3,720	Canadian	Member
3,696	Clarendon	Member
3,688	Friona	Member
3,680	Lytle	Member
3,653	Shamrock	Member
3,573	Wellington	Member
3,436	Baird	Member
3,424	Robert Lee	Member
3,423	Mason	Member
3,419	Kirbyville	Member
3,413	Odem	Member
3,407	Blanco	Member
3,407	Van Horn	Member
3,398	Leander	Member
3,378	Bellville	Member
3,345	Farmersville	Member
3,336	Abernathy	Member
3,316	Albany	Non-member
3,296	Groveton	Member
3,275	Memphis	Member
3,196	Smithville	Member
3,181	Caldwell	Member
3,119	Brackettville	Member
3,113	Electra	Member
3,103	Kyle	Member
3,103	Weimar	Member
3,072	Presidio	Member
3,061	Boyd	Member

Rank Order of Texas Public Libraries by Population Served

Population Served (1991)	City	Membership Status (SFY 1993)
3,044	Eden	Member
3,044	New Waverly	Member
3,011	Pilot Point	Member
2,990	Eldorado	Member
2,918	Alvarado	Member
2,896	Salado	Member
2,874	Wolfe City	Member
2,870	Nocona	Member
2,858	Stratford	Member
2,846	Van Alstyne	Member
2,823	Frankston	Member
2,795	Rankin	Member
2,786	Hutchins	Member
2,777	Fort Hancock	Member
2,718	Hallettsville	Member
2,711	Muenster	Member
2,684	Hooks	Non-member
2,644	Anson	Member
2,590	Hale Center	Member
2,575	Charlotte	Member
2,572	Daingerfield	Member
2,571	Spur	Member
2,565	Johnson City	Member
2,543	Alvord	Member
2,540	Wilmer	Member
2,515	West	Member
2,503	Buda	Member
1,000 to 2,499	60 libraries	
2,455	Schulenburg	Member
2,424	Marfa	Member
2,412	Leakey	Member
2,392	Booker	Member
2,388	Rio Hondo	Member
2,352	Chico	Member
2,345	Idalou	Non-member
2,332	Whitewright	Member
2,283	Sunnyvale	Member
2,278	Vega	Member
2,252	Menard	Member
2,247	Paducah	Member
2,233	Port Aransas	Member
2,226	Wheeler	Member
2,219	Petersburg	Non-member
2,212	Ferris	Member
2,207	Yorktown	Member
2,203	Cross Plains	Member
2,195	Wolfforth	Non-member

Population Served (1991)	City	Membership Status (SFY 1993)
2,159	Castroville	Member
2,021	Claude	Non-member
2,013	Aspermont	Member
1,946	Fort Davis	Member
1,914	Newark	Member
1,829	Krum	Member
1,812	Shepherd	Member
1,794	Crowell	Member
1,779	Rhome	Non-member
1,744	Leonard	Member
1,739	Mabank	Member
1,710	Runge/FLS	Member
1,681	Honey Grove	Member
1,652	McCamey	Member
1,629	Mertzon	Non-member
1,626	Whitney	Member
1,603	Pottsboro	Member
1,569	Gruver	Member
1,555	Buffalo	Member
1,553	Laguna Vista	Non-member
1,548	Quitaque	Member
1,532	Matador	Member
1,510	Iraan	Member
1,464	Justin	Member
1,439	Bartlett	Member
1,410	Sanderson	Member
1,388	Austin/Westbank	Member
1,356	McLean	Member
1,350	Aubrey	Member
1,343	Kendalia/FLS	Member
1,323	Barksdale	Member
1,295	Flatonía	Non-member
1,250	Jonestown	Non-member
1,249	Santa Anna	Non-member
1,140	Smiley/FLS	Non-member
1,080	Silverton	Non-member
1,069	Imperial	Member
1,049	Maud	Member
1,025	Miami	Non-member
1,010	Jayton	Member
1 to 999	9 libraries	
943	Rocksprings	Non-member
899	Dell City	Member
882	Pineland	Member
829	Florence	Member
751	Higgins	Member
745	Splendora	Member
718	Falls City/FLS	Member
538	Coldspring	Member
354	Guthrie	Member
303	Mount Calm	Member

Analytical Tables

Table 1 - Annual Per Capita Expenditures for Salaries

Population	Number of Libraries	Low	25th %ile	50th %ile	75th %ile	High	Average
Under 2,000	34	*	4.25	7.14	16.35	39.30	10.90
2,000 - 4,999	112	.02	1.94	4.02	7.54	21.89	5.56
5,000 - 9,999	110	.07	1.93	3.66	5.98	18.96	4.63
10,000 - 14,999	48	.16	2.69	4.14	6.73	14.07	4.87
15,000 - 24,999	54	1.86	3.04	5.07	6.79	26.60	5.77
25,000 - 49,999	51	1.18	3.30	5.80	7.50	15.44	5.81
50,000 - 99,999	21	1.69	3.28	6.19	8.48	14.90	6.31
100,000 - 249,999	19	2.25	5.00	6.72	8.08	13.34	6.71
Over 250,000	9	4.38	4.85	6.22	9.21	11.95	7.23
State Total	458	*	2.64	4.65	7.53	39.30	5.83

* = less than .01

Note: Total wages and benefits (from 1991 AR/SMA question 3) divided by population served.

Table 2 - Population Per ALA/MLS Librarian

Population	Number of Libraries	Low	25th %ile	50th %ile	75th %ile	High	Average
Under 2,000	3	1,851	1,851	3,252	3,658	3,658	2,920
2,000 - 4,999	10	2,392	4,341	4,918	5,423	9,692	5,409
5,000 - 9,999	11	4,493	5,538	8,929	12,013	13,948	9,051
10,000 - 14,999	12	3,461	11,218	12,908	13,861	14,842	11,805
15,000 - 24,999	24	2,897	10,780	18,661	22,182	24,079	16,411
25,000 - 49,999	47	6,119	11,916	20,115	34,371	46,536	23,344
50,000 - 99,999	21	6,237	12,452	19,252	28,986	54,753	21,660
100,000 - 249,999	19	6,741	10,665	15,233	21,618	33,310	16,253
Over 250,000	9	7,460	9,551	14,724	17,164	21,810	13,830
State Total	156	1,851	9,544	14,081	22,833	54,753	17,200

Note: Population served divided by number of ALA/MLS librarians (from 1991 AR/SMA question 53).

Table 3 - Population Per FTE Employee

Population	Number of Libraries	Low	25th %ile	50th %ile	75th %ile	High	Average
Under 2,000	38	286	1,192	1,729	3,138	8,953	2,202
2,000 - 4,999	116	639	1,857	3,175	5,002	11,330	3,680
5,000 - 9,999	110	1,012	2,534	3,768	6,348	40,852	5,433
10,000 - 14,999	48	1,613	2,982	4,455	5,413	48,304	5,827
15,000 - 24,999	54	1,142	2,858	4,151	5,280	9,060	4,310
25,000 - 49,999	51	1,622	2,823	3,821	5,535	20,259	4,543
50,000 - 99,999	21	1,899	2,749	3,709	5,293	9,936	4,469
100,000 - 249,999	19	1,782	2,799	3,653	5,013	9,870	3,987
Over 250,000	9	2,083	3,119	4,119	4,331	6,140	3,802
State Total	466	286	2,392	3,517	5,233	48,304	4,412

Note: Population served divided by number of full time equivalent employees (from 1991 AR/SMA line 56 "Total paid library staff").

Table 4 - Annual Per Capita Expenditures for Materials

Population	Number of Libraries	Low	25th %ile	50th %ile	75th %ile	High	Average
Under 2,000	42	*	.99	2.25	4.25	32.46	3.90
2,000 - 4,999	118	*	.51	.98	1.98	7.06	1.38
5,000 - 9,999	111	.07	.47	1.05	1.50	4.72	1.20
10,000 - 14,999	47	.25	.61	.89	1.37	5.33	1.13
15,000 - 24,999	54	.21	.78	1.11	1.65	3.81	1.29
25,000 - 49,999	51	.14	.75	1.09	1.66	10.61	1.48
50,000 - 99,999	21	.36	.89	1.38	1.85	3.07	1.36
100,000 - 249,999	19	.64	1.08	1.36	1.91	3.05	1.55
Over 250,000	9	.99	1.56	2.01	2.66	3.11	2.00
State Total	472	*	.65	1.13	1.78	32.46	1.56

* = less than .01

Note: Materials expenditures (from 1991 AR/SMA question 9 "Subtotal collection") divided by population.

Analytical Tables

Table 5 - Items Per Capita

Population	Number of Libraries	Low	25th %ile	50th %ile	75th %ile	High	Average
Under 2,000	37	1.89	7.72	10.13	16.74	29.18	12.39
2,000 - 4,999	115	1.64	4.06	5.19	6.67	11.89	5.38
5,000 - 9,999	108	1.20	2.41	3.12	4.04	15.50	3.58
10,000 - 14,999	47	1.11	1.87	2.43	3.21	4.78	2.59
15,000 - 24,999	53	1.13	1.65	2.33	3.02	11.85	2.66
25,000 - 49,999	51	.25	1.46	1.82	2.54	7.45	2.17
50,000 - 99,999	21	1.00	1.19	1.62	2.38	37.88	3.47
100,000 - 249,999	18	.72	1.46	2.16	2.73	5.63	2.32
Over 250,000	9	1.35	1.57	2.74	3.97	5.68	3.04
State Total	459	.25	2.12	3.13	5.21	37.88	4.31

Note: Total items (from 1991 AR/SMA question 38 "Volumes, Items, or Physical Units") divided by population served.

Table 6 - Periodical Subscriptions Per 1,000 Population

Population	Number of Libraries	Low	25th %ile	50th %ile	75th %ile	High	Average
Under 2,000	32	1.04	3.06	14.40	20.25	55.03	17.08
2,000 - 4,999	104	.43	2.69	4.93	10.87	30.23	7.24
5,000 - 9,999	108	.31	2.35	4.63	7.38	42.43	5.37
10,000 - 14,999	46	.49	2.65	3.48	6.39	20.25	4.57
15,000 - 24,999	54	.69	2.40	4.33	5.42	18.16	4.36
25,000 - 49,999	51	.99	2.70	3.71	5.14	34.31	4.70
50,000 - 99,999	20	1.16	2.19	3.39	4.91	7.42	3.84
100,000 - 249,999	19	1.10	3.41	4.31	6.28	16.37	5.20
Over 250,000	9	1.81	3.27	4.52	4.74	7.03	4.21
State Total	443	.31	2.56	4.37	6.96	55.03	6.27

Note: Total current periodical subscriptions (from 1991 AR/SMA question 39) divided by population served divided by 1,000.

Table 7 - Circulation Per Capita

Population	Number of Libraries	Low	25th %ile	50th %ile	75th %ile	High	Average
Under 2,000	41	.04	2.91	7.59	13.73	69.89	11.67
2,000 - 4,999	118	.17	2.00	4.35	7.05	20.31	5.25
5,000 - 9,999	111	.07	2.33	3.65	6.14	15.81	4.40
10,000 - 14,999	47	.81	2.62	3.43	6.07	9.64	4.24
15,000 - 24,999	53	1.35	2.84	3.85	5.81	10.82	4.68
25,000 - 49,999	51	.22	2.15	3.98	5.56	9.82	4.16
50,000 - 99,999	21	.81	2.50	3.37	4.86	8.89	3.88
100,000 - 249,999	19	.70	3.16	3.70	4.95	8.44	4.04
Over 250,000	9	2.46	3.89	4.62	4.66	5.51	4.21
State Total	470	.04	2.57	3.92	6.42	69.89	5.20

Note: Total circulation (from 1991 AR/SMA question 40 "Number of library circulation transactions") divided by population served.

Table 8 - Collection Turnover Rate

Population	Number of Libraries	Low	25th %ile	50th %ile	75th %ile	High	Average
Under 2,000	41	.01	.30	.68	1.28	3.64	.90
2,000 - 4,999	118	.05	.57	.84	1.26	3.24	.97
5,000 - 9,999	111	.13	.82	1.11	1.70	3.93	1.28
10,000 - 14,999	47	.52	1.06	1.55	2.04	4.05	1.63
15,000 - 24,999	53	.66	1.38	1.76	2.32	3.99	1.93
25,000 - 49,999	51	.17	1.34	1.93	2.69	5.80	2.10
50,000 - 99,999	21	.10	1.56	1.96	2.60	4.06	2.08
100,000 - 249,999	19	.12	1.32	1.73	2.80	3.47	1.98
Over 250,000	9	.81	.90	1.18	2.97	3.44	1.82
State Total	473	.01	.81	1.26	1.96	38.03	1.53

Note: Total circulations (from 1991 AR/SMA question 40) divided by total items (from 1991 AR/SMA question 38 "Volumes, items or physical units").

Analytical Tables

Table 9 - Hours Open Per Week

Population	Number of Libraries	Low	25th %ile	50th %ile	75th %ile	High	Average
Under 2,000	43	6	20	24	35	48	26.13
2,000 - 4,999	118	7.50	22	28.50	39	60	30.32
5,000 - 9,999	111	9	32	40	44	53	36.93
10,000 - 14,999	48	9	39	44	48	61	42.68
15,000 - 24,999	54	30	42	45	49	65	45.97
25,000 - 49,999	51	40	48.50	53	58	63	52.73
50,000 - 99,999	21	48	52	58	63	77	57.95
100,000 - 249,999	19	58.50	63	66	70	89.50	66.95
Over 250,000	9	64	66	70	70	79	69.33
State Total	474	6	30	40.50	49	89.50	40.36

Note: From 1991 AR/SMA question 64 "Number of unduplicated hours that library service was available."

Table 10 - Library Visits Per Capita

Population	Number of Libraries	Low	25th %ile	50th %ile	75th %ile	High	Average
Under 2,000	41	.08	1.93	4.91	8.41	36.11	6.27
2,000 - 4,999	115	.09	1.21	2.14	3.45	13.05	2.71
5,000 - 9,999	106	*	1.09	1.92	3.22	10.73	2.48
10,000 - 14,999	48	.03	.95	1.84	2.97	6.36	2.14
15,000 - 24,999	50	.55	1.49	2.31	3.53	7.82	2.71
25,000 - 49,999	51	.02	1.09	2.13	3.63	9.96	2.71
50,000 - 99,999	21	.20	1.27	2.14	3.15	5.35	2.44
100,000 - 249,999	17	.87	1.92	2.76	3.67	6.56	2.89
Over 250,000	9	.02	1.76	2.91	3.04	4.71	2.43
State Total	458	*	1.26	2.15	3.59	36.11	2.90

* = less than .01

Note: Total library visits (from 1991 AR/SMA question 44) divided by population served.

Table 11 - Reference Transactions Per Capita

Population	Number of Libraries	Low	25th %ile	50th %ile	75th %ile	High	Average
Under 2,000	37	*	.06	.23	.80	24.28	1.31
2,000 - 4,999	115	*	.06	.15	.37	2.59	.29
5,000 - 9,999	108	.01	.09	.18	.35	4.05	.34
10,000 - 14,999	47	.01	.07	.23	.35	1.53	.28
15,000 - 24,999	53	*	.17	.31	.55	4.04	.59
25,000 - 49,999	51	.02	.22	.34	.66	1.31	.45
50,000 - 99,999	21	.01	.18	.28	.44	1.36	.40
100,000 - 249,999	18	.05	.26	.55	.84	4.18	.77
Over 250,000	9	.25	.55	.82	1.71	2.81	1.23
State Total	459	*	.10	.25	.50	24.28	.48

* = less than .01

Note: Number of reference transactions received (from 1991 AR/SMA question 41) divided by population served.

Table 12 - Program Attendance Per Capita

Population	Number of Libraries	Low	25th %ile	50th %ile	75th %ile	High	Average
Under 2,000	37	.01	.11	.47	.80	1.91	.54
2,000 - 4,999	108	.01	.10	.21	.43	6.04	.40
5,000 - 9,999	107	.01	.06	.16	.32	2.56	.28
10,000 - 14,999	47	*	.06	.13	.34	2.55	.31
15,000 - 24,999	53	.02	.08	.13	.27	.99	.22
25,000 - 49,999	51	*	.06	.15	.35	.91	.22
50,000 - 99,999	21	*	.06	.11	.18	.60	.16
100,000 - 249,999	19	.03	.05	.11	.22	1.84	.23
Over 250,000	9	.09	.11	.12	.16	.60	.22
State Total	452	*	.07	.16	.34	6.04	.31

* = less than .01

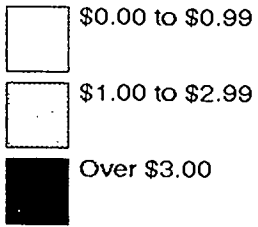
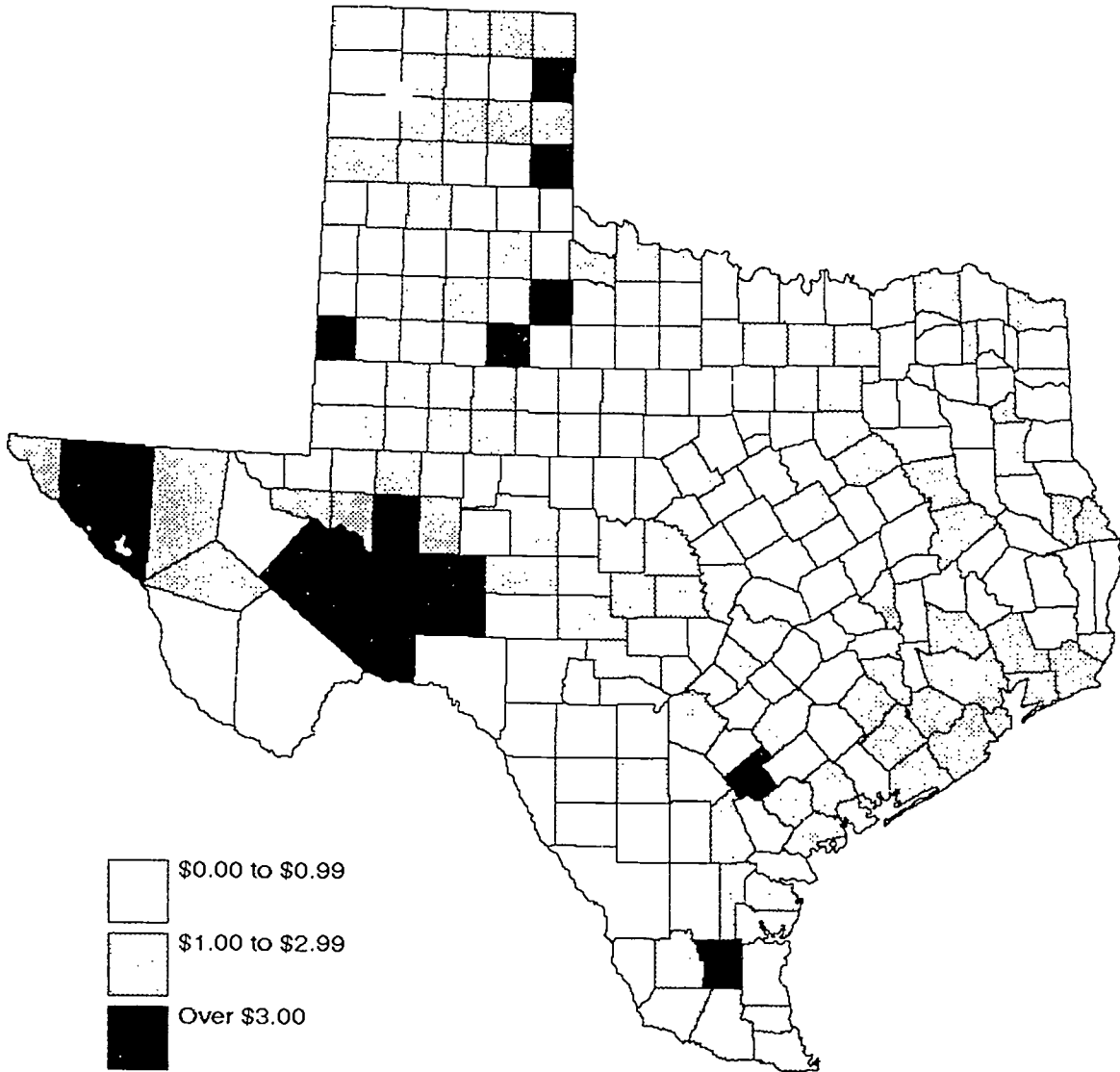
Note: Program attendance (from 1991 AR/SMA question 42 "Number of persons attending programs/presentations") divided by population served.

Table 13 - Head Librarian's Salary

Population	Number of Libraries	Low	25th %ile	50th %ile	75th %ile	High	Average
Under 2,000	34	1	4,935	6,691	10,618	34,345	8,014
2,000 - 4,999	111	1	5,511	8,801	14,000	36,627	10,364
5,000 - 9,999	110	400	8,640	13,375	16,300	41,000	13,748
10,000 - 14,999	48	1,740	12,858	17,314	24,912	37,967	18,552
15,000 - 24,999	54	10,000	17,992	23,037	29,436	59,220	24,490
25,000 - 49,999	50	12,480	25,468	30,400	37,000	57,072	31,261
50,000 - 99,999	21	28,404	32,000	43,212	52,200	69,095	42,895
100,000 - 249,999	19	33,736	37,421	44,298	53,747	63,120	45,958
Over 250,000	9	48,050	55,404	63,864	72,800	88,390	66,100
State Total	456	1	8,981	15,784	27,915	88,390	19,913

Note: From 1991 AR/SMA question 58 "What was the Head Librarian's annual rate of salary?"

1991 Materials Expenditures Per Capita by County



DATANET PLUS MAPPING

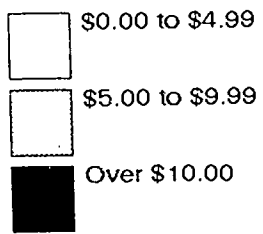
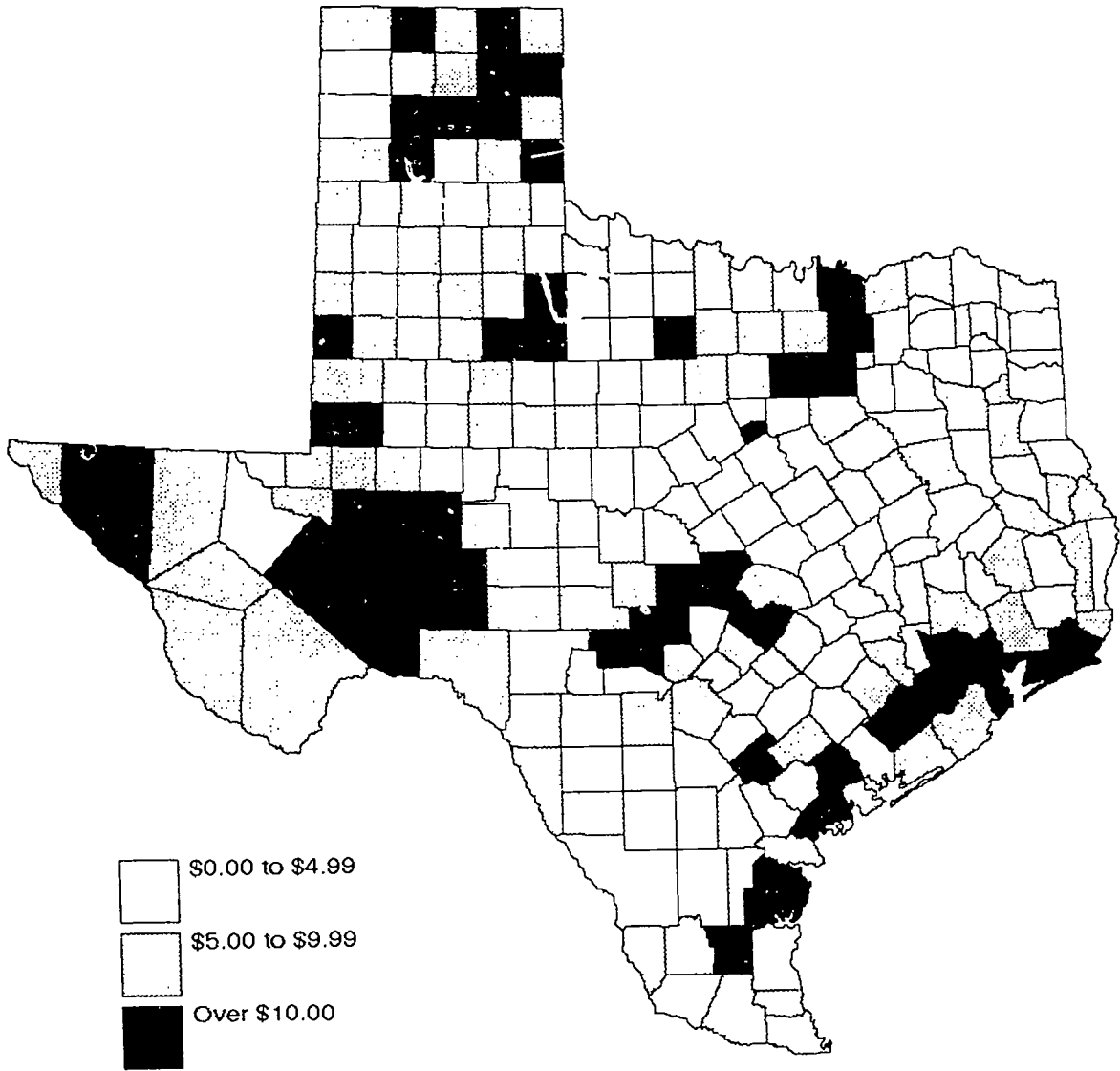
Note: Total expenditures on library materials (1991 AR/SMA question #9) divided by county population.

TEXAS STATE LIBRARY



Library Development Division

1991 Library Expenditures Per Capita by County



DATANET PLUS MAPPING

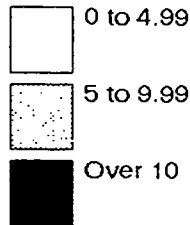
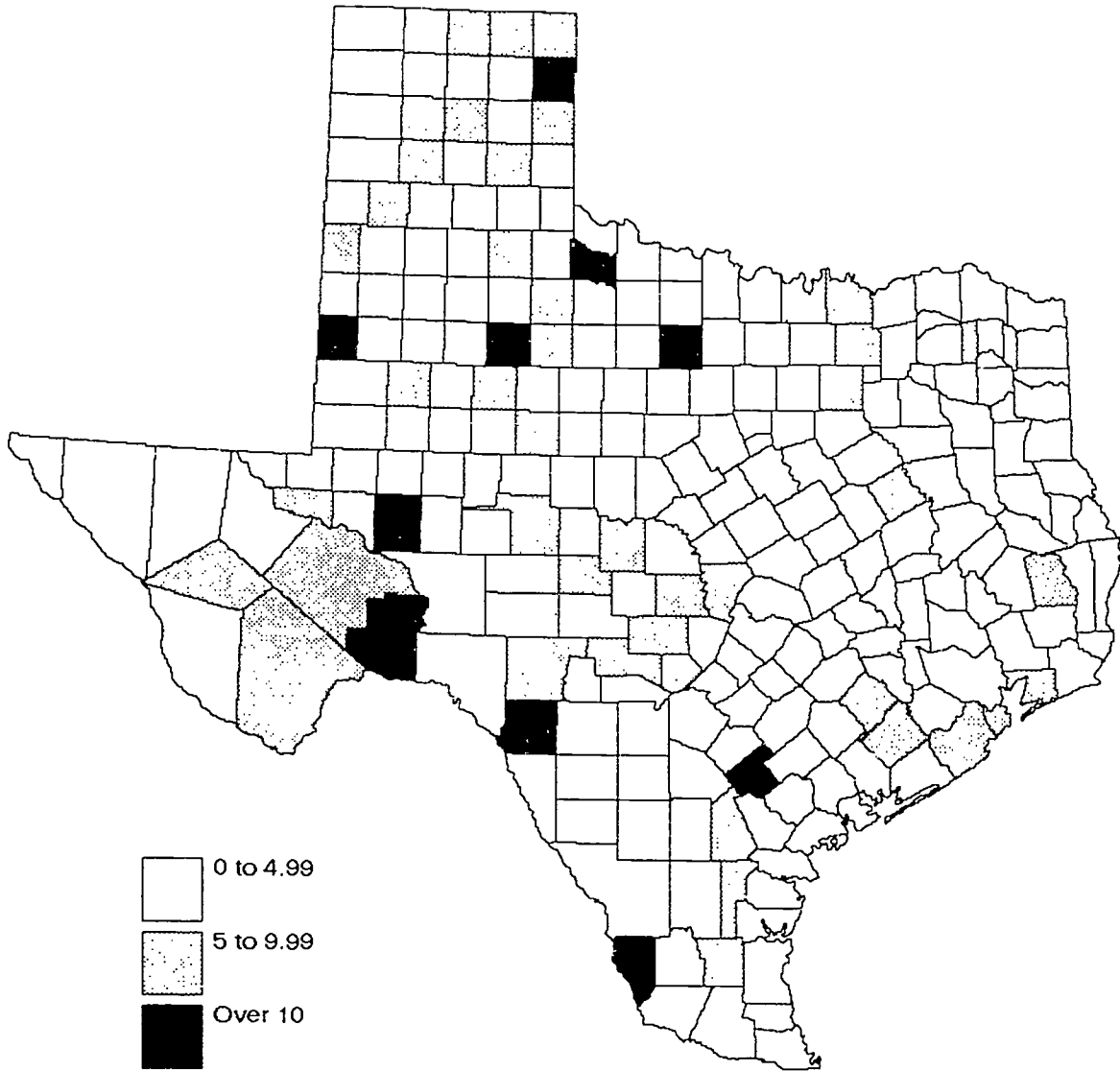
Note: Total direct library expenditures (1991 AR/SMA question #53) divided by total county population.

TEXAS STATE LIBRARY



Library Development Division

1991 Circulation Per Capita by County



DATANET PLUS MAPPING

Note: 1991 total circulation (1991 AR/SMA question #40) divided by total county population.

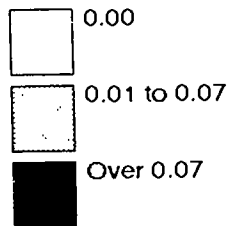
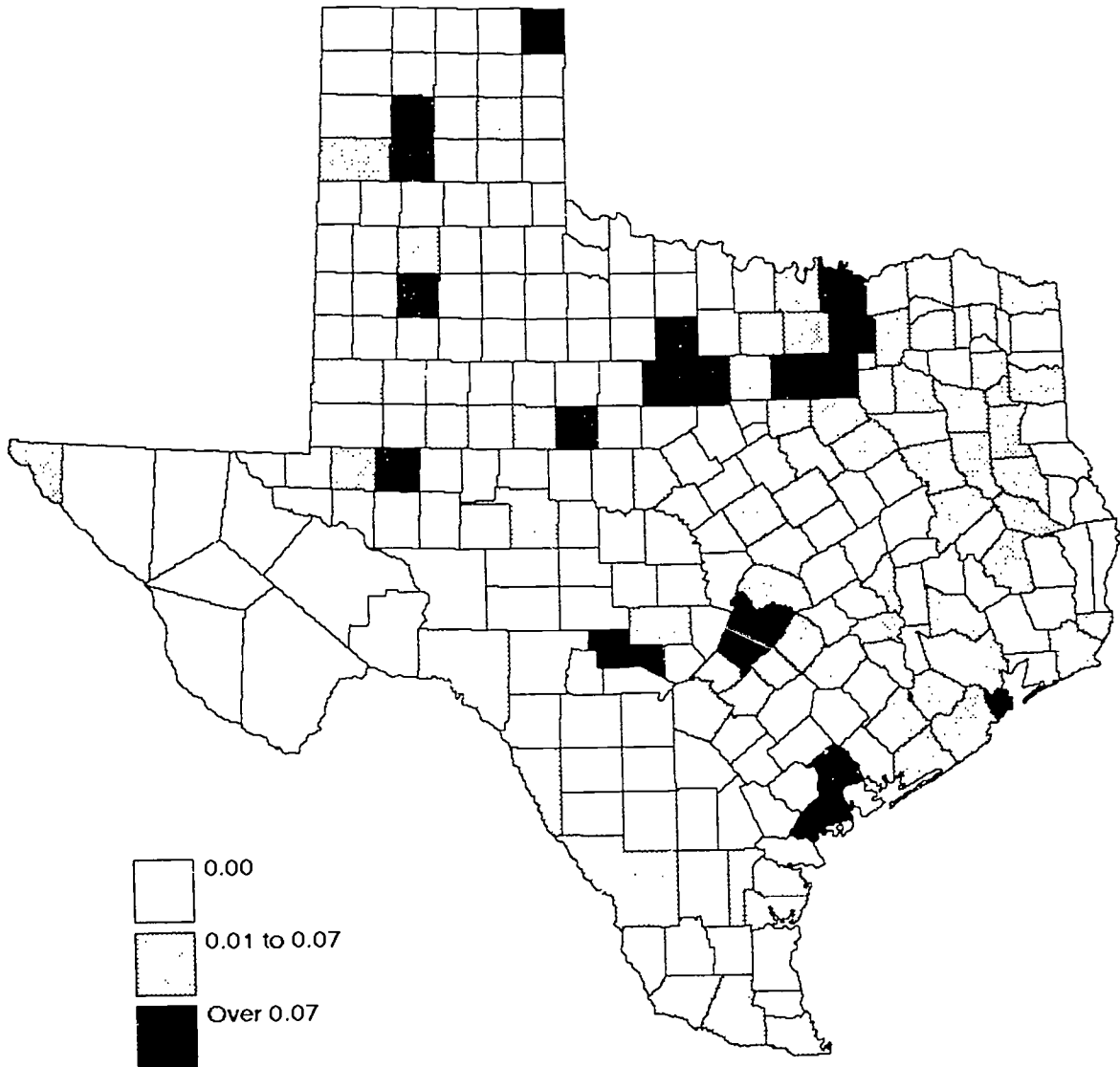
117

TEXAS STATE LIBRARY



Library Development Division

1991 ALA-MLS Per 1,000 Population by County



DATANET PLUS MAPPING

Note: Total ALA-MLS FTE's (1991 AR/SMA question #48) divided by total county population divided by 1,000.

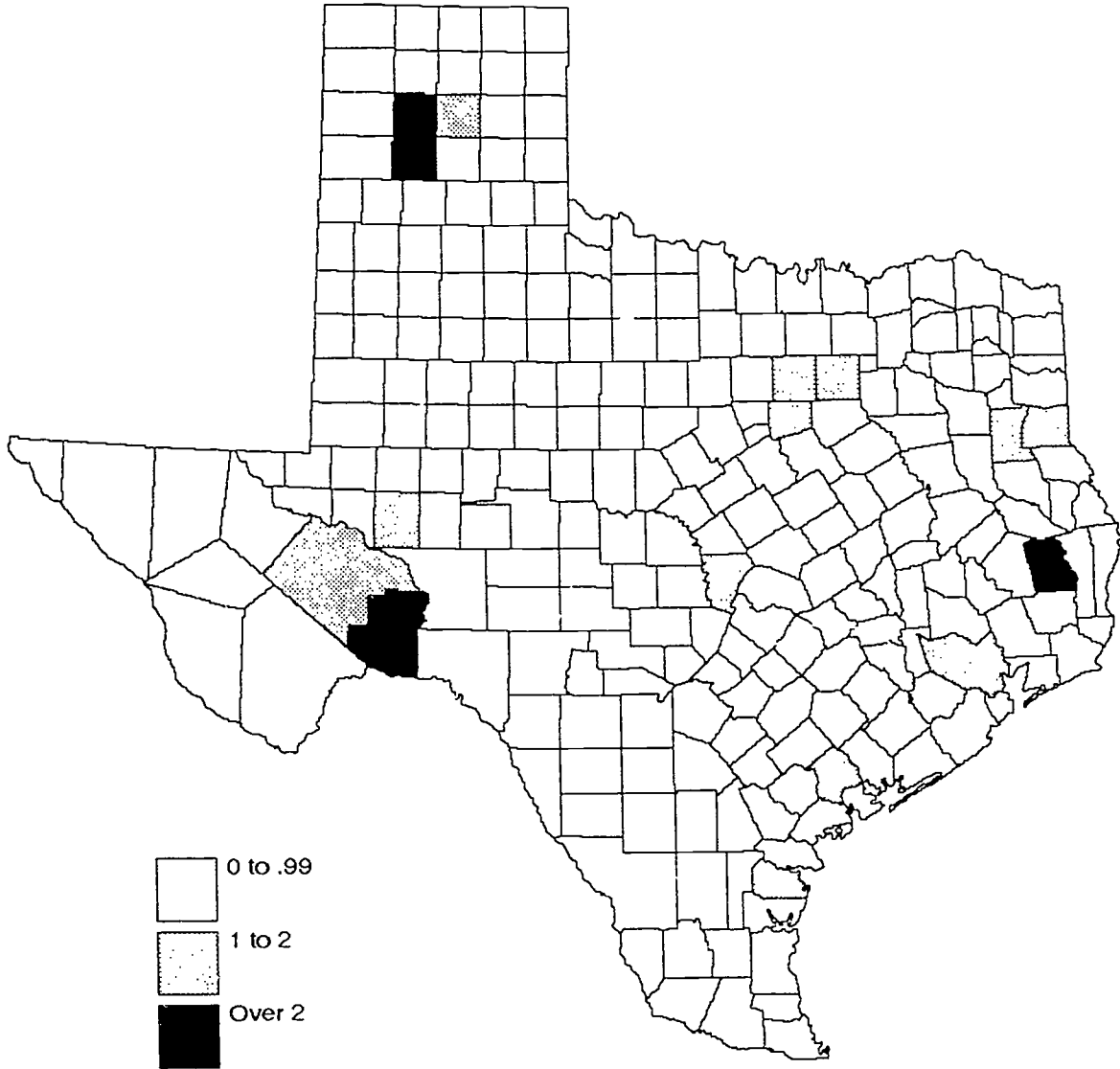
113

TEXAS STATE LIBRARY



Library Development Division

1991 Reference Transactions Per Capita by County




DATANET PLUS MAPPING

Note: Total reference transactions (1991 AR/SMA question #41) divided by total county population.

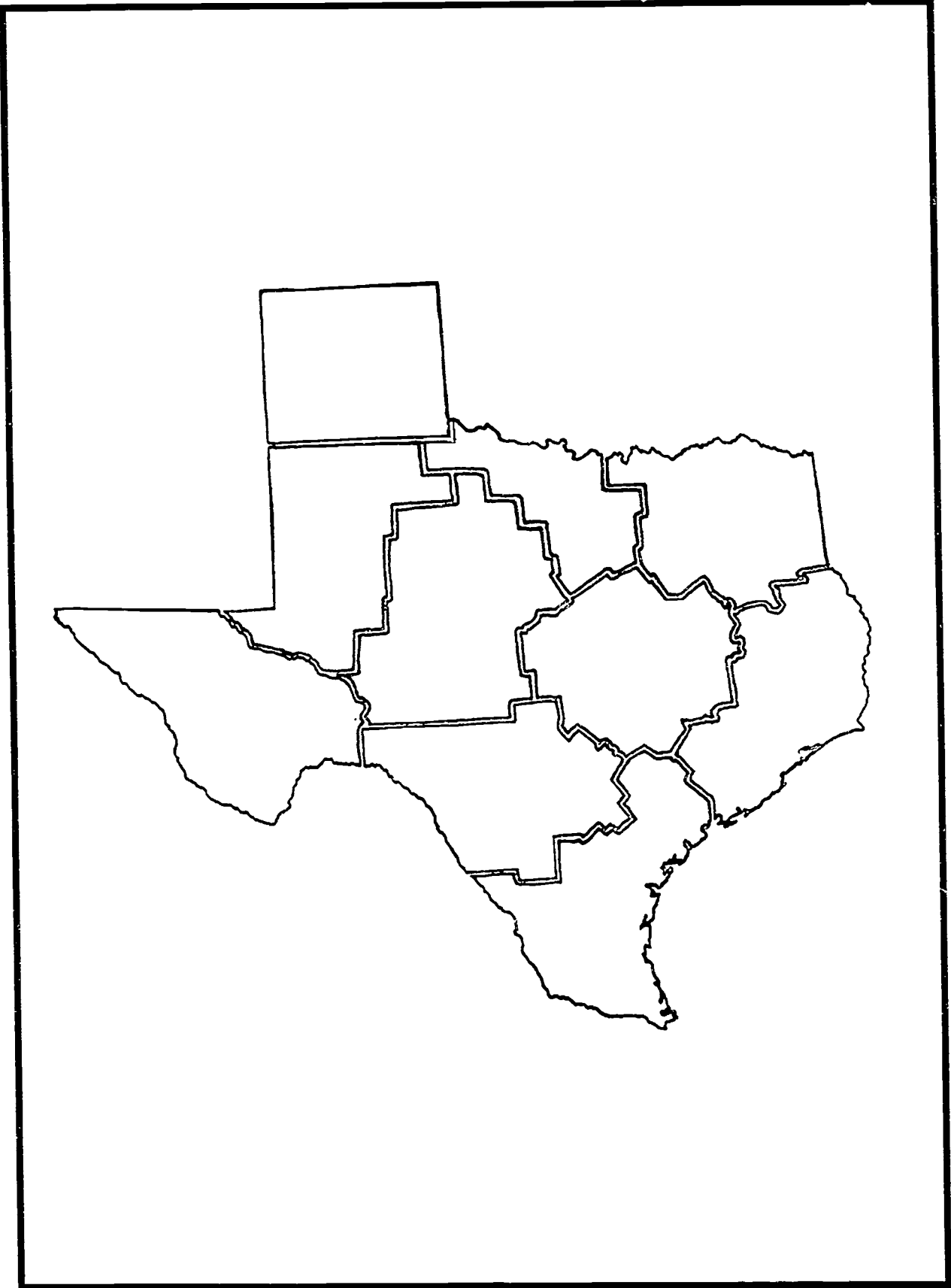
TEXAS STATE LIBRARY



Library Development Division



Public Library Statistics by System



Public Library Statistics by System - 1991 (part 1)**Big County Library System - BCLS**

	Members	Non-members	Totals
Library reporting	31	6	37
Population served (1991)	398,888	29,269	428,157
Population unserved (1991)	.	.	26,348
Number of branches	4	0	4
Number of bookmobiles	2	0	2
Public service outlets	31	1	32
Expenditures (\$)			
Salaries and wages	1,621,329	45,608	1,666,937
Employee benefits	370,266	3,836	374,102
Subtotal: wages and benefits	1,991,595	49,444	2,041,039
Print materials	399,973	17,463	417,436
Serial subscriptions	109,386	1,232	110,618
Microforms	26,608	25	26,633
Audiovisual materials	31,499	0	31,499
Other materials	4,726	0	4,726
Subtotal: library materials	572,192	18,720	590,912
Furniture and equipment	30,908	305	31,213
Other operating expenses	477,156	11,465	488,621
Subtotal: miscellaneous	508,064	11,770	519,834
Total direct expenditures	3,071,851	79,934	3,151,785
Indirect costs	10,985	0	10,985
Total operating expenditures	3,082,836	79,934	3,162,770
Salaries & wages per capita	4.06	1.56	3.89
Materials expend. per capita	1.43	0.64	1.38
Total operating expend. per capita	7.73	2.73	7.39
Capital Outlay	398,257	0	398,257
% of Total Operating Expenses			
- Wages & benefits	65%	62%	65%
- Library materials	19%	23%	19%
- Miscellaneous other	16%	15%	16%
- Indirect costs	0%	0%	0%
Income by source (\$)			
City	1,352,941	20,336	1,373,277
County	1,417,034	23,527	1,440,561
School district	0	0	0
Subtotal: local gov't income	2,769,975	43,863	2,813,838
Foundation and corporate grants	45,178	0	45,178
Federal LSCA funds	101,044	0	101,044
Other federal funds	0	0	0
State funds	470	0	470
Other local income	201,880	33,001	234,881
Subtotal: all other income	348,572	33,001	381,573
Total income	3,118,547	76,864	3,195,411
Local gov't income per capita	6.94	1.50	6.57
Total income per capita	7.82	2.63	7.46

Big County Library System - BCLS

	Members	Non-members	Totals
Library Collection			
Books & serials - titles	832,424	40,988	873,412
Books & serials - items	1,102,584	41,724	1,144,308
Books & serials - items per capita	2.76	1.43	2.67
Uncataloged paperbacks - items	103,220	9,187	112,407
Government documents - items	15,129	0	15,129
Microforms - items	102,292	114	102,406
Audio materials - items	21,006	94	21,100
Films - items	834	0	834
Video materials - items	5,866	34	5,900
Machine-readable materials - items	295	0	295
Other library materials - items	5,947	0	5,947
Total collection - titles	948,246	50,294	998,540
Total collection - items	1,357,173	51,153	1,408,326
Total collection - items per capita	3.40	1.75	3.29
Current subscriptions	1,500	68	1,568
Subscription per 1,000 population	3.76	2.32	3.66
Local Library Services			
Total library circulation	1,674,414	31,256	1,705,670
Circulations per capita	4.20	1.07	3.98
Circulations per paid staff member	14,876	9,677	14,731
Circulations per hour (overlapping)	28	7	26
Circulations per library visit	1.50	1.49	1.50
Collection turnover rate	1.23	0.61	1.21
Reference transactions	79,682	1,173	80,855
Reference transactions per capita	0.20	0.04	0.19
Library program attendance	53,718	1,110	54,828
Program attendance per capita	0.13	0.04	0.13
Number of library visits	1,116,641	21,044	1,137,685
Library visits per capita	2.80	0.72	2.66
Staffing (FTEs)			
Librarians with ALA-MLS	16.00	0.75	16.75
Other librarians	33.48	1.73	35.21
Other paid staff	63.08	0.75	63.83
Total paid staff	112.56	3.23	115.79
Population per ALA-MLS	24,931	39,025	25,562
Population per total paid staff	3,544	9,062	3,698
Total volunteer hours	33,889	3,945	37,834
Facilities			
Main library - square footage	225,750	10,330	236,080
Main + branches - square footage	231,946	10,330	242,276
Square footage per capita	0.58	0.35	0.57

Public Library Statistics by System - 1991 (part 1)**Central Texas Library System - CTLS**

	Members	Non-members	Totals
Library reporting	58	4	62
Population served (1991)	1,314,581	18,338	1,332,919
Population unserved (1991)	.	.	401,416
Number of branches	27	0	27
Number of bookmobiles	2	0	2
Public service outlets	14	1	15
Expenditures (\$)			
Salaries and wages	7,232,736	7,735	7,240,471
Employee benefits	2,286,153	0	2,286,153
Subtotal: wages and benefits	9,518,889	7,735	9,526,624
Print materials	1,139,786	4,892	1,144,678
Serial subscriptions	459,629	0	459,629
Microforms	4,109	0	4,109
Audiovisual materials	63,216	0	63,216
Other materials	18,513	500	19,013
Subtotal: library materials	1,685,253	5,392	1,690,645
Furniture and equipment	223,798	500	224,298
Other operating expenses	1,587,518	8,935	1,596,453
Subtotal: miscellaneous	1,811,316	9,435	1,820,751
Total direct expenditures	13,015,458	22,562	13,038,020
Indirect costs	12,543	0	12,543
Total operating expenditures	13,028,001	22,562	13,050,563
Salaries & wages per capita	5.50	0.42	5.43
Materials expend. per capita	1.28	0.29	1.27
Total operating expend. per capita	9.91	1.23	9.79
Capital Outlay	714,125	0	714,125
% of Total Operating Expenses			
- Wages & benefits	73%	34%	73%
- Library materials	13%	24%	13%
- Miscellaneous other	14%	42%	14%
- Indirect costs	0%	0%	0%
Income by source (\$)			
City	11,608,008	5,504	11,613,512
County	684,451	918	685,369
School district	97,617	0	97,617
Subtotal: local gov't income	12,390,076	6,422	12,396,498
Foundation and corporate grants	15,147	0	15,147
Federal LSCA funds	177,325	0	177,325
Other federal funds	27,078	0	27,078
State funds	0	0	0
Other local income	505,684	13,359	519,043
Subtotal: all other income	725,234	13,359	738,593
Total income	13,115,310	19,781	13,135,091
Local gov't income per capita	9.43	0.35	9.30
Total income per capita	9.98	1.08	9.85

Central Texas Library System - CTLS

	Members	Non-members	Totals
Library Collection			
Books & serials - titles	1,726,356	26,831	1,753,187
Books & serials - items	2,712,221	27,167	2,739,388
Books & serials - items per capita	2.06	1.48	2.06
Uncataloged paperbacks - items	193,625	8,985	202,610
Government documents - items	240	0	240
Microforms - items	295,424	500	295,924
Audio materials - items	63,979	349	64,328
Films - items	1,103	0	1,103
Video materials - items	9,905	6	9,911
Machine-readable materials - items	447	0	447
Other library materials - items	51,846	30	51,876
Total collection - titles	1,996,579	36,687	2,033,266
Total collection - items	3,328,790	37,037	3,365,827
Total collection - items per capita	2.53	2.02	2.53
Current subscriptions	5,716	11	5,727
Subscription per 1,000 population	4.35	0.60	4.30
Local Library Services			
Total library circulation	6,078,452	8,037	6,086,489
Circulations per capita	4.62	0.44	4.57
Circulations per paid staff member	13,380	6,534	13,361
Circulations per hour (overlapping)	37	3	36
Circulations per library visit	1.39	1.22	1.39
Collection turnover rate	1.83	0.22	1.81
Reference transactions	802,122	81	802,203
Reference transactions per capita	0.61	0.00	0.60
Library program attendance	407,209	495	407,704
Program attendance per capita	0.31	0.03	0.31
Number of library visits	4,384,321	6,566	4,390,887
Library visits per capita	3.34	0.36	3.29
Staffing (FTEs)			
Librarians with ALA-MLS	87.03	0.00	87.03
Other librarians	52.90	1.23	54.13
Other paid staff	314.37	0.00	314.37
Total paid staff	454.30	1.23	455.53
Population per ALA-MLS	15,105	0	15,316
Population per total paid staff	2,894	14,909	2,926
Total volunteer hours	109,872	.	112,247
Facilities			
Main library - square footage	416,680	7,500	424,180
Main + branches - square footage	580,617	7,500	588,117
Square footage per capita	0.44	0.41	0.44

Public Library Statistics by System - 1991 (part 1)

Houston Area Library System - HALS

	Members	Non-members	Totals
Library reporting	63	3	66
Population served (1991)	4,347,091	27,300	4,374,391
Population unserved (1991)	-	-	189,433
Number of branches	91	0	91
Number of bookmobiles	7	0	7
Public service outlets	67	0	67
Expenditures (\$)			
Salaries and wages	22,087,766	43,916	22,131,682
Employee benefits	6,065,081	13,742	6,078,823
Subtotal: wages and benefits	28,152,847	57,658	28,210,505
Print materials	6,720,061	13,793	6,733,854
Serial subscriptions	1,723,974	1,180	1,725,154
Microforms	93,747	0	93,747
Audiovisual materials	404,966	500	405,466
Other materials	53,164	197	53,361
Subtotal: library materials	8,995,912	15,670	9,011,582
Furniture and equipment	1,714,992	2,120	1,717,112
Other operating expenses	10,294,352	26,958	10,321,311
Subtotal: miscellaneous	12,009,345	29,078	12,038,423
Total direct expenditures	49,158,104	102,406	49,260,510
Indirect costs	208,769	0	208,769
Total operating expenditures	49,366,873	102,406	49,469,279
Salaries & wages per capita	5.08	1.61	5.06
Materials expend. per capita	2.07	0.57	2.06
Total operating expend. per capita	11.36	3.75	11.31
Capital Outlay	2,591,677	0	2,591,677
% of Total Operating Expenses			
- Wages & benefits	57%	56%	57%
- Library materials	18%	15%	18%
- Miscellaneous other	24%	28%	24%
- Indirect costs	0%	0%	0%
Income by source (\$)			
City	29,970,774	87,354	30,058,128
County	15,656,882	11,210	15,668,092
School district	27,259	0	27,259
Subtotal: local gov't income	45,654,915	98,564	45,753,479
Foundation and corporate grants	189,970	500	190,470
Federal LSCA funds	35,399	0	35,399
Other federal funds	22,913	0	22,913
State funds	0	0	0
Other local income	3,733,708	3,434	3,737,142
Subtotal: all other income	3,981,990	3,934	3,985,924
Total income	49,636,905	102,498	49,739,403
Local gov't income per capita	10.50	3.61	10.46
Total income per capita	11.42	3.75	11.37

Houston Area Library System - HALS

	Members	Non-members	Totals
Library Collection			
Books & serials - titles	3,046,042	42,456	3,088,498
Books & serials - items	8,448,281	44,935	8,493,216
Books & serials - items per capita	1.94	1.65	1.94
Uncataloged paperbacks - items	487,827	20,990	508,817
Government documents - items	895,506	0	895,506
Microforms - items	2,523,437	0	2,523,437
Audio materials - items	207,043	426	207,469
Films - items	14,717	0	14,717
Video materials - items	39,372	0	39,372
Machine-readable materials - items	1,215	0	1,215
Other library materials - items	2,170,875	146	2,171,021
Total collection - titles	3,609,607	62,599	3,672,206
Total collection - items	14,788,273	66,497	14,854,770
Total collection - items per capita	3.40	2.44	3.40
Current subscriptions	20,651	48	20,699
Subscription per 1,000 population	4.75	1.76	4.73
Local Library Services			
Total library circulation	19,060,493	57,376	19,117,869
Circulations per capita	4.38	2.10	4.37
Circulations per paid staff member	15,117	19,125	15,126
Circulations per hour (overlapping)	55	17	55
Circulations per library visit	1.51	1.51	1.51
Collection turnover rate	1.29	0.86	1.29
Reference transactions	4,995,364	3,560	4,998,924
Reference transactions per capita	1.15	0.13	1.14
Library program attendance	1,517,179	2,352	1,519,531
Program attendance per capita	0.35	0.09	0.35
Number of library visits	12,589,846	37,952	12,627,798
Library visits per capita	2.90	1.39	2.89
Staffing (FTEs)			
Librarians with ALA-MLS	278.75	0.00	278.75
Other librarians	181.84	1.00	182.84
Other paid staff	800.30	2.00	802.30
Total paid staff	1,260.89	3.00	1,263.89
Population per ALA-MLS	15,595	0	15,693
Population per total paid staff	3,448	9,100	3,461
Total volunteer hours	148,562	.	150,385
Facilities			
Main library - square footage	987,047	320	987,367
Main + branches - square footage	1,667,648	320	1,667,968
Square footage per capita	0.38	0.01	0.38

Public Library Statistics by System - 1991 (part 1)

Northeast Texas Library System - NETLS

	Members	Non-members	Totals
Library reporting	83	3	86
Population served (1991)	3,210,710	39,118	3,249,828
Population unserved (1991)	.	.	185,917
Number of branches	35	0	35
Number of bookmobiles	3	0	3
Public service outlets	32	2	34
Expenditures (\$)			
Salaries and wages	23,894,730	107,909	24,002,639
Employee benefits	4,535,287	24,423	4,559,710
Subtotal: wages and benefits	28,430,017	132,332	28,562,349
Print materials	3,170,568	28,592	3,199,160
Serial subscriptions	1,604,021	2,445	1,606,466
Microforms	108,946	0	108,946
Audiovisual materials	256,767	2,483	259,250
Other materials	123,194	18	123,212
Subtotal: library materials	5,263,496	33,538	5,297,034
Furniture and equipment	268,425	400	268,825
Other operating expenses	5,231,922	24,287	5,256,209
Subtotal: miscellaneous	5,500,347	24,687	5,525,034
Total direct expenditures	39,193,860	190,557	39,384,417
Indirect costs	12,622	0	12,622
Total operating expenditures	39,206,482	190,557	39,397,039
Salaries & wages per capita	7.44	2.76	7.39
Materials expend. per capita	1.64	0.86	1.63
Total operating expend. per capita	12.21	4.87	12.12
Capital Outlay	2,180,125	732	2,180,857
% of Total Operating Expenses			
- Wages & benefits	73%	69%	72%
- Library materials	13%	18%	13%
- Miscellaneous other	14%	13%	14%
- Indirect costs	0%	0%	0%
Income by source (\$)			
City	34,189,704	148,303	34,338,007
County	2,610,132	22,963	2,633,095
School district	96,251	0	96,251
Subtotal: local gov't income	36,896,087	171,266	37,067,353
Foundation and corporate grants	150,242	0	150,242
Federal LSCA funds	379,321	0	379,321
Other federal funds	17,120	0	17,120
State funds	40,237	0	40,237
Other local income	1,321,516	30,629	1,352,145
Subtotal: a.l other income	1,908,436	30,629	1,939,065
Total income	38,804,523	201,895	39,006,418
Local gov't income per capita	11.49	4.38	11.41
Total income per capita	12.09	5.16	12.00

Northeast Texas Library System - NETLS

	Members	Non-members	Totals
Library Collection			
Books & serials - titles	3,399,291	70,738	3,470,029
Books & serials - items	6,360,991	71,084	6,432,075
Books & serials - items per capita	1.98	1.82	1.98
Uncataloged paperbacks - items	293,067	4,350	297,417
Government documents - items	652,143	0	652,143
Microforms - items	2,493,985	7,411	2,501,396
Audio materials - items	201,420	683	202,103
Films - items	5,124	125	5,249
Video materials - items	54,333	975	55,308
Machine-readable materials - items	2,885	26	2,911
Other library materials - items	1,034,578	2,700	1,037,278
Total collection - titles	4,933,527	79,711	5,013,238
Total collection - items	11,098,526	87,354	11,185,880
Total collection - items per capita	3.46	2.23	3.44
Current subscriptions	18,229	96	18,325
Subscription per 1,000 population	5.68	2.45	5.64
Local Library Services			
Total library circulation	15,018,605	91,470	15,110,075
Circulations per capita	4.68	2.34	4.65
Circulations per paid staff member	12,705	15,245	12,718
Circulations per hour (overlapping)	57	24	56
Circulations per library visit	1.80	1.40	1.80
Collection turnover rate	1.35	1.05	1.35
Reference transactions	3,091,245	5,851	3,097,096
Reference transactions per capita	0.96	0.15	0.95
Library program attendance	524,119	2,579	526,698
Program attendance per capita	0.16	0.07	0.16
Number of library visits	8,350,752	65,132	8,415,884
Library visits per capita	2.60	1.67	2.59
Staffing (FTEs)			
Librarians with ALA-MLS	297.90	0.00	297.90
Other librarians	61.84	2.00	63.84
Other paid staff	822.32	4.00	826.32
Total paid staff	1,182.06	6.00	1,188.06
Population per ALA-MLS	10,778	0	10,909
Population per total paid staff	2,716	6,520	2,735
Total volunteer hours	151,156		158,044
Facilities			
Main library - square footage	1,524,330	12,100	1,536,430
Main + branches - square footage	1,833,904	12,100	1,846,004
Square footage per capita	0.57	0.31	0.57

Public Library Statistics by System - 1991 (part 1)

North Texas Library System - NTLs

	Members	Non-members	Totals
Library reporting	63	1	64
Population served (1991)	1,694,417	1,779	1,696,196
Population unserved (1991)	.	.	243,034
Number of branches	13	0	13
Number of bookmobiles	1	0	1
Public service outlets	111	0	111
Expenditures (\$)			
Salaries and wages	9,828,917	0	9,828,917
Employee benefits	2,286,498	0	2,286,498
Subtotal: wages and benefits	12,115,415	0	12,115,415
Print materials	2,301,434	1,628	2,303,062
Serial subscriptions	356,519	0	356,519
Microforms	43,073	0	43,073
Audiovisual materials	281,620	0	281,620
Other materials	20,088	0	20,088
Subtotal: library materials	3,002,734	1,628	3,004,362
Furniture and equipment	190,562	0	190,562
Other operating expenses	2,817,261	0	2,817,261
Subtotal: miscellaneous	3,007,823	0	3,007,823
Total direct expenditures	18,125,972	1,628	18,127,600
Indirect costs	3,672	0	3,672
Total operating expenditures	18,129,644	1,628	18,131,272
Salaries & wages per capita	5.80	0.00	5.79
Materials expend. per capita	1.77	0.92	1.77
Total operating expend. per capita	10.70	0.92	10.69
Capital Outlay	1,179,724	0	1,179,724
% of Total Operating Expenses			
- Wages & benefits	67%	0%	67%
- Library materials	17%	100%	17%
- Miscellaneous other	17%	0%	17%
- Indirect costs	0%	0%	0%
Income by source (\$)			
City	16,904,262	0	16,904,262
County	701,333	2,000	703,333
School district	128,082	0	128,082
Subtotal: local gov't income	17,733,677	2,000	17,735,677
Foundation and corporate grants	29,903	0	29,903
Federal LSCA funds	37,266	0	37,266
Other federal funds	22,391	0	22,391
State funds	259	0	259
Other local income	417,674	0	417,674
Subtotal: all other income	507,493	0	507,493
Total income	18,241,170	2,000	18,243,170
Local gov't income per capita	10.47	1.12	10.46
Total income per capita	10.77	1.12	10.76

131

North Texas Library System - NTL

	Members	Non-members	Totals
Library Collection			
Books & serials - titles	1,738,177	6,000	1,744,177
Books & serials - items	3,671,679	6,000	3,677,679
Books & serials - items per capita	2.17	3.37	2.17
Uncataloged paperbacks - items	143,859	0	143,859
Government documents - items	36,731	0	36,731
Microforms - items	887,957	0	887,957
Audio materials - items	110,342	0	110,342
Films - items	21,973	0	21,973
Video materials - items	56,233	0	56,233
Machine-readable materials - items	2,181	0	2,181
Other library materials - items	81,290	0	81,290
Total collection - titles	1,983,423	6,000	1,989,423
Total collection - items	5,012,245	6,000	5,018,245
Total collection - items per capita	2.96	3.37	2.96
Current subscriptions	6,993	0	6,993
Subscription per 1,000 population	4.13	0.00	4.12
Local Library Services			
Total library circulation	8,650,066	4,980	8,655,046
Circulations per capita	5.11	2.80	5.10
Circulations per paid staff member	17,316	0	17,326
Circulations per hour (overlapping)	54	6	54
Circulations per library visit	2.25	.	2.25
Collection turnover rate	1.73	0.83	1.72
Reference transactions	1,926,048	0	1,926,048
Reference transactions per capita	1.14	0.00	1.14
Library program attendance	348,952	68	349,020
Program attendance per capita	0.21	0.04	0.21
Number of library visits	3,849,509	0	3,849,509
Library visits per capita	2.27	0.00	2.27
Staffing (FTEs)			
Librarians with ALA-MLS	133.70	0.00	133.70
Other librarians	59.24	0.00	59.24
Other paid staff	306.61	0.00	306.61
Total paid staff	499.55	0.00	499.55
Population per ALA-MLS	12,673	0	12,687
Population per total paid staff	3,392	0	3,395
Total volunteer hours	131,663	.	131,973
Facilities			
Main library - square footage	583,218	0	583,218
Main + branches - square footage	677,830	0	677,830
Square footage per capita	0.40	0.00	0.40

Public Library Statistics by System - 1991 (part 1)

San Antonio Area Library System - SAALS

	Members	Non-members	Totals
Library reporting	36	2	38
Population served (1991)	1,587,696	6,540	1,594,236
Population unserved (1991)	.	.	27,029
Number of branches	20	0	20
Number of bookmobiles	3	0	3
Public service outlets	3	1	4
Expenditures (\$)			
Salaries and wages	5,798,872	5,873	5,804,745
Employee benefits	1,544,724	925	1,545,649
Subtotal: wages and benefits	7,343,596	6,798	7,350,394
Print materials	1,598,760	2,240	1,601,000
Serial subscriptions	207,982	34	208,016
Microforms	1,940	0	1,940
Audiovisual materials	20,488	0	20,488
Other materials	5,666	33	5,699
Subtotal: library materials	1,834,836	2,307	1,837,143
Furniture and equipment	168,640	686	169,326
Other operating expenses	1,701,895	3,011	1,704,906
Subtotal: miscellaneous	1,870,535	3,697	1,874,232
Total direct expenditures	11,048,967	12,802	11,061,769
Indirect costs	0	3,050	3,050
Total operating expenditures	11,048,967	15,852	11,064,819
Salaries & wages per capita	3.65	0.90	3.64
Materials expend. per capita	1.16	0.35	1.15
Total operating expend. per capita	6.96	2.42	6.94
Capital Outlay	57,721	0	57,721
% of Total Operating Expenses			
- Wages & benefits	66%	43%	66%
- Library materials	17%	15%	17%
- Miscellaneous other	17%	23%	17%
- Indirect costs	0%	19%	0%
Income by source (\$)			
City	8,879,691	5,507	8,885,198
County	1,972,960	5,530	1,978,490
School district	665	0	665
Subtotal: local gov't income	10,853,316	11,037	10,864,353
Foundation and corporate grants	170,897	0	170,897
Federal LSCA funds	0	0	0
Other federal funds	126,185	0	126,185
State funds	2,510	0	2,510
Other local income	216,055	4,395	220,450
Subtotal: all other income	515,647	4,395	520,042
Total income	11,368,963	15,432	11,384,395
Local gov't income per capita	6.84	1.69	6.81
Total income per capita	7.16	2.36	7.14

San Antonio Area Library System - SAALS

	Members	Non-members	Totals
Library Collection			
Books & serials - titles	1,117,051	13,279	1,130,330
Books & serials - items	2,659,447	13,360	2,672,807
Books & serials - items per capita	1.68	2.04	1.68
Uncataloged paperbacks - items	190,629	5,500	196,129
Government documents - items	465,288	245	465,533
Microforms - items	384,988	60	385,048
Audio materials - items	23,037	161	23,198
Films - items	1,651	29	1,680
Video materials - items	25,603	41	25,644
Machine-readable materials - items	2,359	150	2,509
Other library materials - items	29,320	34	29,354
Total collection - titles	1,278,819	19,363	1,298,182
Total collection - items	3,782,322	19,580	3,801,902
Total collection - items per capita	2.38	2.99	2.38
Current subscriptions	3,978	9	3,987
Subscription per 1,000 population	2.51	1.38	2.50
Local Library Services			
Total library circulation	4,640,499	10,387	4,650,886
Circulations per capita	2.92	1.59	2.92
Circulations per paid staff member	13,624	14,839	13,626
Circulations per hour (overlapping)	37	9	37
Circulations per library visit	4.94	2.23	4.92
Collection turnover rate	1.23	0.53	1.22
Reference transactions	968,296	802	969,098
Reference transactions per capita	0.61	0.12	0.61
Library program attendance	216,406	997	217,403
Program attendance per capita	0.14	0.15	0.14
Number of library visits	939,905	4,661	944,566
Library visits per capita	0.59	0.71	0.59
Staffing (FTEs)			
Librarians with ALA-MLS	83.00	0.00	83.00
Other librarians	44.78	0.70	45.48
Other paid staff	212.84	0.00	212.84
Total paid staff	340.62	0.70	341.32
Population per ALA-MLS	19,129	0	19,208
Population per total paid staff	4,661	9,343	4,671
Total volunteer hours	87,381	.	87,751
Facilities			
Main library - square footage	287,548	0	287,548
Main + branches - square footage	457,089	0	457,089
Square footage per capita	0.29	0.00	0.29

Public Library Statistics by System - 1991 (part 1)

South Texas Library System - STLS

	Members	Non-members	Totals
Library reporting	44	4	48
Population served (1991)	1,421,138	31,797	1,452,935
Population unserved (1991)	.	.	64,553
Number of branches	13	0	13
Number of bookmobiles	2	0	2
Public service outlets	5	0	5
Expenditures (\$)			
Salaries and wages	5,266,439	75,322	5,341,761
Employee benefits	1,110,314	27,204	1,137,518
Subtotal: wages and benefits	6,376,753	102,526	6,479,279
Print materials	1,499,556	31,902	1,531,458
Serial subscriptions	265,522	2,054	267,576
Microforms	25,542	330	25,872
Audiovisual materials	73,898	3,570	77,468
Other materials	24,548	263	24,811
Subtotal: library materials	1,889,066	38,119	1,927,185
Furniture and equipment	160,804	725	161,529
Other operating expenses	1,876,403	3,624	1,880,027
Subtotal: miscellaneous	2,037,207	4,349	2,041,556
Total direct expenditures	10,303,026	144,994	10,448,020
Indirect costs	3,340	0	3,340
Total operating expenditures	10,306,366	144,994	10,451,360
Salaries & wages per capita	3.71	2.37	3.68
Materials expend. per capita	1.33	1.20	1.33
Total operating expend. per capita	7.25	4.56	7.19
Capital Outlay	1,173,090	0	1,173,090
% of Total Operating Expenses			
- Wages & benefits	62%	71%	62%
- Library materials	18%	26%	18%
- Miscellaneous other	20%	3%	20%
- Indirect costs	0%	0%	0%
Income by source (\$)			
City	7,622,295	4,630	7,626,925
County	1,571,854	59,342	1,631,196
School district	58,040	0	58,040
Subtotal: local gov't income	9,252,189	63,972	9,316,161
Foundation and corporate grants	77,251	5,552	82,803
Federal LSCA funds	60,134	0	60,134
Other federal funds	47,487	0	47,487
State funds	64,980	0	64,980
Other local income	270,467	22,254	292,721
Subtotal: all other income	520,319	27,806	548,125
Total income	9,772,508	91,778	9,864,286
Local gov't income per capita	6.51	2.01	6.41
Total income per capita	6.88	2.89	6.79

South Texas Library System - STLS

	Members	Non-members	Totals
Library Collection			
Books & serials - titles	1,629,981	66,379	1,696,360
Books & serials - items	2,091,972	66,727	2,158,699
Books & serials - items per capita	1.47	2.10	1.49
Uncataloged paperbacks - items	143,208	8,236	151,444
Government documents - items	7,866	28	7,894
Microforms - items	717,777	387	718,164
Audio materials - items	38,209	1,124	39,333
Films - items	3,425	0	3,425
Video materials - items	20,812	786	21,598
Machine-readable materials - items	2,274	0	2,274
Other library materials - items	18,797	37	18,834
Total collection - titles	1,819,384	76,951	1,896,335
Total collection - items	3,044,340	77,325	3,121,665
Total collection - items per capita	2.14	2.43	2.15
Current subscriptions	6,772	119	6,891
Subscription per 1,000 population	4.77	3.74	4.74
Local Library Services			
Total library circulation	4,465,701	47,417	4,513,118
Circulations per capita	3.14	1.49	3.11
Circulations per paid staff member	13,048	7,587	12,950
Circulations per hour (overlapping)	38	13	37
Circulations per library visit	1.22	1.66	1.23
Collection turnover rate	1.47	0.61	1.45
Reference transactions	840,686	715	841,401
Reference transactions per capita	0.59	0.02	0.58
Library program attendance	507,549	3,362	510,911
Program attendance per capita	0.36	0.11	0.35
Number of library visits	3,652,718	28,592	3,681,310
Library visits per capita	2.57	0.90	2.53
Staffing (FTEs)			
Librarians with ALA-MLS	54.63	0.00	54.63
Other librarians	42.59	1.25	43.84
Other paid staff	245.02	5.00	250.02
Total paid staff	342.24	6.25	348.49
Population per ALA-MLS	26,014	0	26,596
Population per total paid staff	4,152	5,088	4,169
Total volunteer hours	44,543		51,807
Facilities			
Main library - square footage	407,881	10,152	418,033
Main + branches - square footage	445,503	10,152	455,655
Square footage per capita	0.31	0.32	0.31

Public Library Statistics by System - 1991 (part 1)**Texas Panhandle Library System - TPLS**

	Members	Non-members	Totals
Library reporting	26	4	30
Population served (1991)	317,426	29,815	347,241
Population unserved (1991)	-	-	24,715
Number of branches	7	2	9
Number of bookmobiles	0	0	0
Public service outlets	13	0	13
Expenditures (\$)			
Salaries and wages	1,781,693	138,190	1,919,883
Employee benefits	437,500	45,082	482,582
Subtotal: wages and benefits	2,219,193	183,272	2,402,465
Print materials	432,526	16,631	449,157
Serial subscriptions	72,872	688	73,560
Microforms	10,291	0	10,291
Audiovisual materials	41,216	225	41,441
Other materials	1,980	0	1,980
Subtotal: library materials	558,885	17,544	576,429
Furniture and equipment	25,070	750	25,820
Other operating expenses	716,890	35,258	752,148
Subtotal: miscellaneous	741,960	36,008	777,968
Total direct expenditures	3,520,038	236,824	3,756,862
Indirect costs	0	0	0
Total operating expenditures	3,520,038	236,824	3,756,862
Salaries & wages per capita	5.61	4.63	5.53
Materials expend. per capita	1.76	0.59	1.66
Total operating expend. per capita	11.09	7.94	10.82
Capital Outlay	29,293	0	29,293
% of Total Operating Expenses			
- Wages & benefits	63%	77%	64%
- Library materials	16%	7%	15%
- Miscellaneous other	21%	15%	21%
- Indirect costs	0%	0%	0%
Income by source (\$)			
City	2,405,068	1,220	2,406,288
County	847,396	237,132	1,084,528
School district	76,440	0	76,440
Subtotal: local gov't income	3,328,904	238,352	3,567,256
Foundation and corporate grants	12,630	0	12,630
Federal LSCA funds	134,631	0	134,631
Other federal funds	5,755	0	5,755
State funds	293	0	293
Other local income	161,515	411	161,926
Subtotal: all other income	314,824	411	315,235
Total income	3,643,728	238,763	3,882,491
Local gov't income per capita	10.49	7.99	10.27
Total income per capita	11.48	8.01	11.18

Texas Panhandle Library System - TPLS

	Members	Non-members	Totals
Library Collection			
Books & serials - titles	715,426	74,222	789,648
Books & serials - items	1,071,562	82,706	1,154,268
Books & serials - items per capita	3.38	2.77	3.32
Uncataloged paperbacks - items	46,423	7,070	53,493
Government documents - items	1,085	0	1,085
Microforms - items	43,247	0	43,247
Audio materials - items	35,445	861	36,306
Films - items	2,336	221	2,557
Video materials - items	4,878	81	4,959
Machine-readable materials - items	87	304	391
Other library materials - items	115,234	0	115,234
Total collection - titles	879,454	82,759	962,213
Total collection - items	1,320,297	91,243	1,411,540
Total collection - items per capita	4.16	3.06	4.07
Current subscriptions	2,642	158	2,800
Subscription per 1,000 population	8.32	5.30	8.06
Local Library Services			
Total library circulation	1,850,894	105,944	1,956,838
Circulations per capita	5.83	3.55	5.64
Circulations per paid staff member	16,244	10,855	15,819
Circulations per hour (overlapping)	31	11	28
Circulations per library visit	1.36	2.52	1.40
Collection turnover rate	1.40	1.16	1.39
Reference transactions	701,285	4,704	705,989
Reference transactions per capita	2.21	0.16	2.03
Library program attendance	95,119	3,051	98,170
Program attendance per capita	0.30	0.10	0.28
Number of library visits	1,359,713	42,089	1,401,802
Library visits per capita	4.28	1.41	4.04
Staffing (FTEs)			
Librarians with ALA-MLS	18.00	0.00	18.00
Other librarians	25.71	1.76	27.47
Other paid staff	70.23	8.00	78.23
Total paid staff	113.94	9.76	123.70
Population per ALA-MLS	17,635	0	19,291
Population per total paid staff	2,786	3,055	2,807
Total volunteer hours	13,672		13,722
Facilities			
Main library - square footage	275,606	6,966	282,572
Main + branches - square footage	311,570	9,316	320,886
Square footage per capita	0.98	0.31	0.92

Public Library Statistics by System - 1991 (part 1)

Texas Trans-Pecos Library System - TTPLS

	Members	Non-members	Totals
Library reporting	13	.	13
Population served (1991)	621,203	.	621,203
Population unserved (1991)	.	.	25,930
Number of branches	12	.	12
Number of bookmobiles	2	.	2
Public service outlets	0	.	0
Expenditures (\$)			
Salaries and wages	2,262,260	.	2,262,260
Employee benefits	516,577	.	516,577
Subtotal: wages and benefits	2,778,837	.	2,778,837
Print materials	1,488,039	.	1,488,039
Serial subscriptions	114,220	.	114,220
Microforms	42,899	.	42,899
Audiovisual materials	61,291	.	61,291
Other materials	49,538	.	49,538
Subtotal: library materials	1,755,987	.	1,755,987
Furniture and equipment	28,256	.	28,256
Other operating expenses	944,450	.	944,450
Subtotal: miscellaneous	972,706	.	972,706
Total direct expenditures	5,507,530	.	5,507,530
Indirect costs	18,113	.	18,113
Total operating expenditures	5,525,643	.	5,525,643
Salaries & wages per capita	3.64	.	3.64
Materials expend. per capita	2.83	.	2.83
Total operating expend. per capita	8.90	.	8.90
Capital Outlay	1,031,408	.	1,031,408
% of Total Operating Expenses			
- Wages & benefits	50%	.	50%
- Library materials	32%	.	32%
- Miscellaneous other	18%	.	18%
- Indirect costs	0%	.	0%
Income by source (\$)			
City	3,633,584	.	3,633,584
County	537,316	.	537,316
School district	58,930	.	58,930
Subtotal: local gov't income	4,229,830	.	4,229,830
Foundation and corporate grants	0	.	0
Federal LSCA funds	94,444	.	94,444
Other federal funds	0	.	0
State funds	0	.	0
Other local income	27,523	.	27,523
Subtotal: all other income	121,967	.	121,967
Total income	4,351,797	.	4,351,797
Local gov't income per capita	6.81	.	6.81
Total income per capita	7.01	.	7.01

Texas Trans-Pecos Library System - TTPLS

	Members	Non-members	Totals
Library Collection			
Books & serials - titles	405,406	0	405,406
Books & serials - items	907,234	0	907,234
Books & serials - items per capita	1.46	.	1.46
Uncataloged paperbacks - items	99,779	0	99,779
Government documents - items	305,657	0	305,657
Microforms - items	403,502	0	403,502
Audio materials - items	14,752	0	14,752
Films - items	1,998	0	1,998
Video materials - items	6,643	0	6,643
Machine-readable materials - items	99	0	99
Other library materials - items	8,904	0	8,904
Total collection - titles	631,762	0	631,762
Total collection - items	1,748,568	0	1,748,568
Total collection - items per capita	2.81	.	2.81
Current subscriptions	3,058	0	3,058
Subscription per 1,000 population	4.92	0.00	4.92
Local Library Services			
Total library circulation	1,645,218	0	1,645,218
Circulations per capita	2.65	.	2.65
Circulations per paid staff member	11,175	0	11,175
Circulations per hour (overlapping)	35	.	35
Circulations per library visit	1.42	.	1.42
Collection turnover rate	0.94	.	0.94
Reference transactions	160,556	0	160,556
Reference transactions per capita	0.26	.	0.26
Library program attendance	73,612	0	73,612
Program attendance per capita	0.12	.	0.12
Number of library visits	1,156,149	0	1,156,149
Library visits per capita	1.86	.	1.86
Staffing (FTEs)			
Librarians with ALA-MLS	37.00	0.00	37.00
Other librarians	10.16	0.00	10.16
Other paid staff	100.06	0.00	100.06
Total paid staff	147.22	0.00	147.22
Population per ALA-MLS	16,789	0	16,789
Population per total paid staff	4,220	0	4,220
Total volunteer hours	1,743	.	1,743
Facilities			
Main library - square footage	107,298	0	107,298
Main + branches - square footage	149,715	0	149,715
Square footage per capita	0.24	.	0.24


Public Library Statistics by System - 1991 (part 1)

West Texas Library System - WTLS

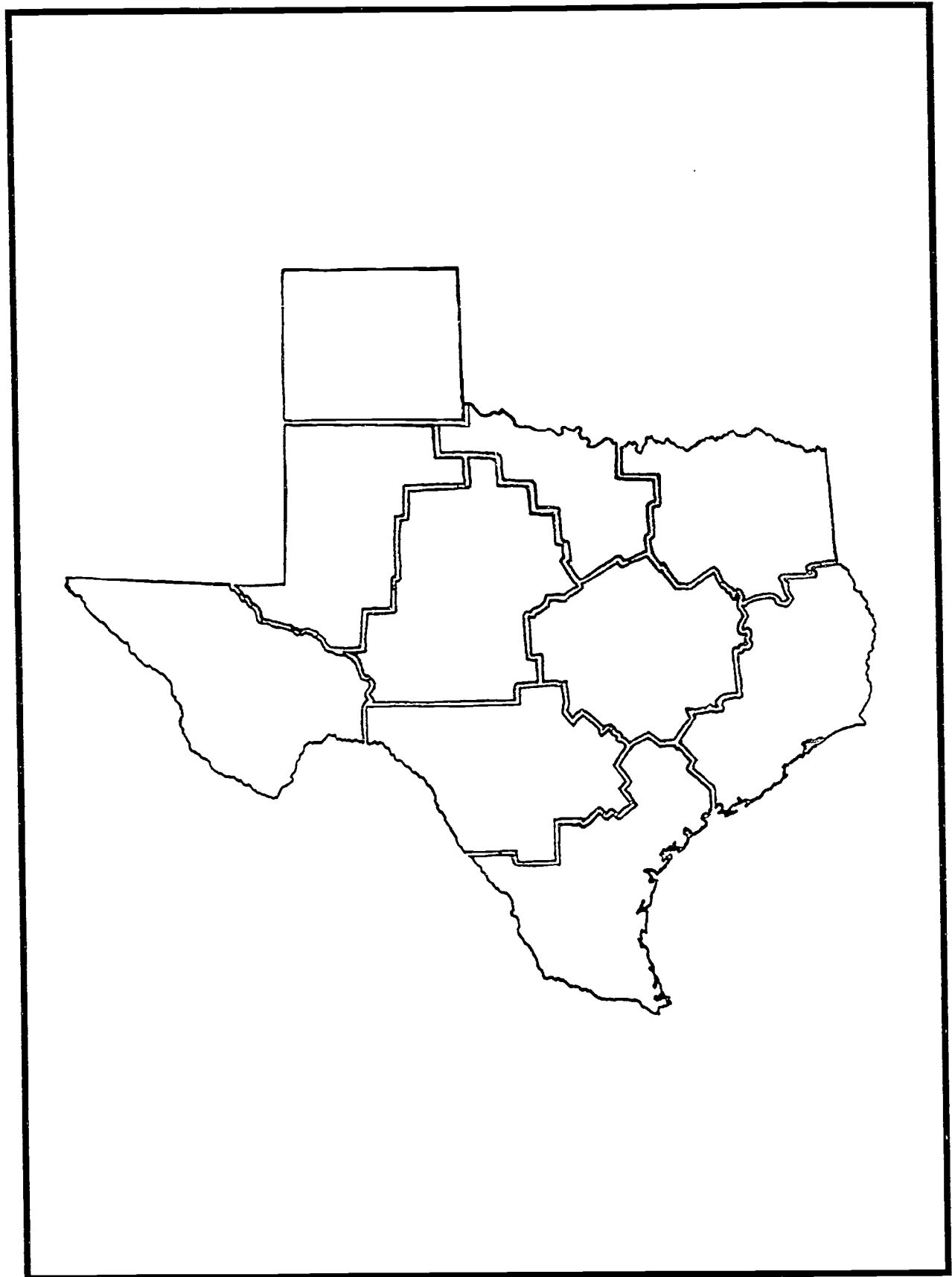
	Members	Non-members	Totals
Library reporting	30	4	34
Population served (1991)	684,440	11,715	696,155
Population unserved (1991)	.	.	4,874
Number of branches	12	0	12
Number of bookmobiles	0	0	0
Public service outlets	19	0	19
Expenditures (\$)			
Salaries and wages	3,001,230	25,600	3,026,830
Employee benefits	753,664	1,551	755,215
Subtotal: wages and benefits	3,754,894	27,151	3,782,045
Print materials	680,370	10,350	690,720
Serial subscriptions	101,795	287	102,082
Microforms	906	0	906
Audiovisual materials	55,749	0	55,749
Other materials	12,176	352	12,528
Subtotal: library materials	850,996	10,989	861,985
Furniture and equipment	73,142	255	73,397
Other operating expenses	876,442	12,031	888,473
Subtotal: miscellaneous	949,584	12,286	961,870
Total direct expenditures	5,555,474	50,426	5,605,900
Indirect costs	974	0	974
Total operating expenditures	5,556,448	50,426	5,606,874
Salaries & wages per capita	4.38	2.19	4.35
Materials expend. per capita	1.24	0.94	1.24
Total operating expend. per capita	8.12	4.30	8.05
Capital Outlay	350,409	2,450	352,859
% of Total Operating Expenses			
- Wages & benefits	68%	54%	67%
- Library materials	15%	22%	15%
- Miscellaneous other	17%	24%	17%
- Indirect costs	0%	0%	0%
Income by source (\$)			
City	1,284,432	18,920	1,303,352
County	3,985,732	31,188	4,016,920
School district	0	0	0
Subtotal: local gov't income	5,270,164	50,108	5,320,272
Foundation and corporate grants	0	0	0
Federal LSCA funds	96,215	0	96,215
Other federal funds	0	0	0
State funds	0	0	0
Other local income	95,633	1,506	97,139
Subtotal: all other income	191,848	1,506	193,354
Total income	5,462,012	51,614	5,513,626
Local gov't income per capita	7.70	4.28	7.64
Total income per capita	7.98	4.41	7.92

West Texas Library System - WTLS

	Members	Non-members	Totals
Library Collection			
Books & serials - titles	1,114,542	25,600	1,140,142
Books & serials - items	1,382,180	37,665	1,419,845
Books & serials - items per capita	2.02	3.22	2.04
Uncataloged paperbacks - items	99,698	5,880	105,578
Government documents - items	11,823	0	11,823
Microforms - items	80,222	0	80,222
Audio materials - items	27,922	265	28,187
Films - items	2,316	0	2,316
Video materials - items	8,918	0	8,918
Machine-readable materials - items	1,279	0	1,279
Other library materials - items	140,348	0	140,348
Total collection - titles	1,270,214	31,436	1,301,650
Total collection - items	1,754,706	43,810	1,798,516
Total collection - items per capita	2.56	3.74	2.58
Current subscriptions	2,812	12	2,824
Subscription per 1,000 population	4.11	1.02	4.06
Local Library Services			
Total library circulation	2,610,113	30,711	2,640,824
Circulations per capita	3.81	2.62	3.79
Circulations per paid staff member	15.658	6.810	15.425
Circulations per hour (overlapping)	33	8	32
Circulations per library visit	1.94	10.66	1.96
Collection turnover rate	1.49	0.70	1.47
Reference transactions	284,018	1,284	285,302
Reference transactions per capita	0.41	0.11	0.41
Library program attendance	163,775	1,212	164,987
Program attendance per capita	0.24	0.10	0.24
Number of library visits	1,343,834	2,880	1,346,714
Library visits per capita	1.96	0.25	1.93
Staffing (FTEs)			
Librarians with ALA-MLS	34.50	0.00	34.50
Other librarians	24.89	2.88	27.77
Other paid staff	107.30	1.63	108.93
Total paid staff	166.69	4.51	171.20
Population per ALA-MLS	19,839	0	20,178
Population per total paid staff	4,106	2,598	4,066
Total volunteer hours	20,632		21,302
Facilities			
Main library - square footage	293,643	3,775	297,418
Main + branches - square footage	316,078	3,775	319,853
Square footage per capita	0.46	0.32	0.46



Statistics by Library



Statistics by Library - 1991 (part 1)

City	Abernathy	Abilene	Alamo	Albany	Alice
System	WTLS	8CLS	STLS	8CLS	STLS
County	Hale	Taylor	Hidalgo	Shackelford	Jim Wells
Legal establishment	City	City	FLS	Unknown	City
Membership status (SFY 1993)	Member	Member	Member	Non-member	Member
Population served	3,336	106,654	13,334	3,316	37,679
Number of branches	0	2	0	0	2
Number of bookmobiles	0	0	0	0	0
Number of public service outlets	0	18	0	0	0
Expenditures (\$)					
Salaries and wages	5,040	564,205	31,669	4,000	137,038
Employee benefits	0	152,938	5,526	0	32,224
Subtotal: wages and benefits	5,040	717,143	37,195	4,000	169,262
Print materials	2,579	88,758	1,795	6,532	42,481
Serial subscriptions	70	79,112	942	6	6,004
Microforms	0	21,173	0	25	250
Audiovisual materials	0	13,676	638	0	1,941
Other materials	0	1,490	0	0	0
Subtotal: library materials	2,649	204,209	3,375	6,563	50,676
Furniture and equipment	0	11,830	0	0	0
Other operating expenses	4,213	195,188	5,760	.	52,675
Subtotal: miscellaneous	4,213	207,018	5,760	0	52,675
Total direct expenditures	11,902	1,128,370	46,330	10,563	272,613
Indirect costs	0	10,135	0	0	0
Total operating expenditures	11,902	1,138,505	46,330	10,563	272,613
Salaries & wages per capita	1.51	5.29	2.38	1.21	3.64
Materials expend. per capita	0.79	1.91	0.25	1.98	1.34
Total operating expend. per capita	3.57	10.67	3.47	3.19	7.24
Capital Outlay	0	7,890	0	0	10,850
% of Total Operating Expenses					
- Wages & benefits	42%	63%	80%	38%	62%
- Library materials	22%	18%	7%	62%	19%
- Miscellaneous other	35%	18%	12%	0%	19%
- Indirect costs	0%	1%	0%	0%	0%
Income by source (\$)					
City	7,975	1,049,032	44,405	0	161,383
County	4,471	0	1,925	2,000	50,000
School district	0	0	0	0	56,831
Subtotal: local gov't income	12,446	1,049,032	46,330	2,000	268,214
Foundation and corporate grants	0	0	0	0	0
Federal LSCA funds	0	76,044	0	0	25,573
Other federal funds	0	0	0	0	12,487
State funds	0	0	0	0	0
Other local income	848	440	0	50	3,500
Subtotal: all other income	848	76,484	0	50	41,560
Total income	13,294	1,125,516	46,330	2,050	309,774
Local gov't income per capita	3.73	9.84	3.47	0.60	7.12
Total income per capita	3.99	10.55	3.47	0.62	8.22

	Abernathy	Abilene	Alamo	Albany	Alice
Library Collection					
Books & serials - titles	10,346	223,197	19,127	6,532	69,272
Books & serials - items	10,523	278,996	19,509	6,532	92,417
Books & serials - items per capita	3.15	2.62	1.46	1.97	2.45
Uncataloged paperbacks - items	3,714	498	3,503	10	14,700
Government documents - items	0	15,115	0	0	0
Microforms - items	0	56,618	0	25	1,082
Audio materials - items	43	8,822	217	0	1,475
Films - items	0	546	0	0	0
Video materials - items	90	2,731	294	0	165
Machine readable materials - items	0	6	0	0	38
Other library materials - items	0	247	633	0	0
Total collection - titles	14,193	242,621	23,148	6,567	83,234
Total collection - items	14,370	363,579	24,156	6,567	109,877
Total collection - items per capita	4.31	3.41	1.81	1.98	2.92
Current subscriptions	7	423	15	7	237
Subscription per 1,000 population	2.10	3.97	1.12	2.11	6.29
Local Library Services					
Total library circulation	5,964	395,106	37,622	2,400	337,479
Circulations per capita	1.79	3.70	2.82	0.72	8.96
Circulations per paid staff member	7,455	13,531	13,681	4,800	39,703
Circulations per hour (overlapping)	6	83	17	.	61
Circulations per library visit	1.97	.	2.89	4.00	438.28
Standard loan period (days)	14	21	14	14	14
Collection turnover rate	0.42	1.09	1.56	0.37	3.07
Reference transactions	425	.	7,023	48	10,003
Reference transactions per capita	0.13	.	0.53	0.01	0.27
Library program attendance	691	19,378	3,076	30	34,345
Program attendance per capita	0.21	0.18	0.23	0.01	0.91
Number of library visits	3,035	.	12,999	600	770
Library visits per capita	0.91	.	0.97	0.18	0.02
Hours per week (non-overlapping)	20	64	45	20	54
Hours per week (overlapping)	19	91	43	.	106
Staffing (FTEs)					
Librarians with ALA-MLS	0.00	10.00	0.00	0.00	1.00
Other librarians	0.50	0.00	0.75	0.50	2.00
Other paid staff	0.30	19.20	2.00	0.00	5.50
Total paid staff	0.80	29.20	2.75	0.50	8.50
Population per ALA-MLS	.	10,665	.	.	37,679
Population per total paid staff	4,170	3,653	4,849	6,632	4,433
Head librarian's salary (\$)	2,400	41,475	9,750	4,000	28,000
Head librarian - hours per week	20	40	30	20	40
Total volunteer hours	92	3,468	850	10	1,009
Facilities					
Main library - square footage	7,500	42,000	0	2,500	0
Main + branches - square footage	7,500	42,000	0	2,500	0
Square footage per capita	2.25	0.39	0.00	0.75	0.00

Statistics by Library - 1991 (part 1)

City	Allen	Alpine	Alvarado	Alvord	Amarillo
System	NETLS	TTPLS	NTLS	NTLS	TPLS
County	Collin	Brewster	Johnson	Wise	Potter
Legal establishment	City	Non-profit	City	City	City
Membership status (SFY 1993)	Member	Member	Member	Member	Member
Population served	23,199	8,681	2,918	2,543	157,615
Number of branches	0	1	0	0	3
Number of bookmobiles	0	0	0	0	0
Number of public service outlets	0	0	0	0	0
Expenditures (\$)					
Salaries and wages	182,322	25,438	6,240	1,200	1,052,225
Employee benefits	33,875	1,946	0	0	249,361
Subtotal: wages and benefits	216,197	27,384	6,240	1,200	1,301,586
Print materials	37,003	7,000	1,358	2,915	236,469
Serial subscriptions	4,000	250	142	60	45,112
Microforms	0	0	0	0	9,161
Audiovisual materials	3,500	340	0	581	32,176
Other materials	3,905	0	0	0	0
Subtotal: library materials	48,408	7,590	1,500	3,556	322,918
Furniture and equipment	0	13,576	0	210	0
Other operating expenses	69,905	0	10,291	1,031	415,189
Subtotal: miscellaneous	69,905	13,576	10,291	1,241	415,189
Total direct expenditures	334,510	48,550	18,031	5,997	2,039,693
Indirect costs	0	0	0	0	0
Total operating expenditures	334,510	48,550	18,031	5,997	2,039,693
Salaries & wages per capita	7.86	2.93	2.14	0.47	6.68
Materials expend. per capita	2.09	0.87	0.51	1.40	2.05
Total operating expend. per capita	14.42	5.59	6.18	2.36	12.94
Capital Outlay	2,891	0	0	153	10,699
% of Total Operating Expenses					
- Wages & benefits	65%	56%	35%	20%	64%
- Library materials	14%	16%	8%	59%	16%
- Miscellaneous other	21%	28%	57%	21%	20%
- Indirect costs	0%	0%	0%	0%	0%
Income by source (\$)					
City	300,993	18,024	16,246	6,600	1,975,470
County	6,500	24,000	0	2,900	0
School district	0	0	0	0	0
Subtotal: local gov't income	307,493	42,024	16,246	9,500	1,975,470
Foundation and corporate grants	49,698	0	0	0	0
Federal LSCA funds	25,000	0	0	0	134,631
Other federal funds	0	0	0	0	0
State funds	0	0	0	0	0
Other local income	24,048	6,526	3,475	2,103	16,973
Subtotal: all other income	98,746	6,526	3,475	2,103	151,604
Total income	406,239	48,550	19,721	11,603	2,127,074
Local gov't income per capita	13.25	4.84	5.57	3.74	12.53
Total income per capita	17.51	5.59	6.76	4.56	13.50

	Allen	Alpine	Alvarado	Alvord	Amarillo
Library Collection					
Books & serials - titles	30,600	32,747	12,474	8,093	214,232
Books & serials - items	32,000	52,347	13,035	8,367	452,849
Books & serials - items per capita	1.38	6.03	4.47	3.29	2.87
Uncataloged paperbacks - items	3,000	2,850	670	2,942	.
Government documents - items	0	0	0	17	.
Microforms - items	1,500	0	8	0	37,729
Audio materials - items	1,615	2,546	0	76	21,798
Films - items	0	0	0	0	1,469
Video materials - items	484	0	116	409	2,864
Machine readable materials - items	0	0	0	0	.
Other library materials - items	123	65	0	206	106,694
Total collection - titles	35,522	37,432	13,263	11,496	312,557
Total collection - items	38,722	57,808	13,829	12,017	623,403
Total collection - items per capita	1.67	6.66	4.74	4.73	3.96
Current subscriptions	119	11	13	4	1,527
Subscription per 1,000 population	5.13	1.27	4.46	1.57	9.69
Local Library Services					
Total library circulation	134,711	52,098	15,378	9,441	1,078,156
Circulations per capita	5.81	6.00	5.27	3.71	6.84
Circulations per paid staff member	14,180	14,885	30,756	18,882	18,274
Circulations per hour (overlapping)	53	18	11	6	89
Circulations per library visit	1.39	2.46	1.92	2.43	1.04
Standard loan period (days)	14	14	14	14	14
Collection turnover rate	3.48	0.90	1.11	0.79	1.73
Reference transactions	6,832	2,689	787	616	658,142
Reference transactions per capita	0.29	0.31	0.27	0.24	4.18
Library program attendance	10,250	2,251	2,175	76	34,098
Program attendance per capita	0.44	0.26	0.75	0.03	0.22
Number of library visits	96,996	21,172	8,026	3,886	1,034,532
Library visits per capita	4.18	2.44	2.75	1.53	6.56
Hours per week (non-overlapping)	50	48	28	28	70
Hours per week (overlapping)	49	56	27	29	233
Staffing (FTEs)					
Librarians with ALA-MLS	3.50	0.00	0.00	0.00	15.00
Other librarians	0.00	1.00	0.50	0.50	1.00
Other paid staff	6.00	2.50	0.00	0.00	43.00
Total paid staff	9.50	3.50	0.50	0.50	59.00
Population per ALA-MLS	6,628	.	.	.	10,508
Population per total paid staff	2,442	2,480	5,836	5,086	2,671
Head librarian's salary (\$)	35,868	16,300	6,240	1,200	44,976
Head librarian - hours per week	40	40	20	20	40
Total volunteer hours	1,200	.	3,108	2,304	4,626
Facilities					
Main library - square footage	20,000	4,650	6,500	728	60,000
Main + branches - square footage	20,000	5,462	6,500	728	91,314
Square footage per capita	0.86	0.63	2.23	0.29	0.58

Statistics by Library - 1991 (part 1)

City	Anahuac	Andrews	Angleton	Anson	Aransas Pass
System	HALS	WTLS	HALS	BCLS	STLS
County	Chambers	Andrews	Brazoria	Jones	San Patricio
Legal establishment	County	County	County	Non-profit	City
Membership status (SFY 1993)	Member	Member	Member	Member	Member
Population served	17,364	14,338	191,707	2,644	9,944
Number of branches	2	0	10	0	0
Number of bookmobiles	0	0	1	0	0
Number of public service outlets	0	0	0	0	0
Expenditures (\$)					
Salaries and wages	131,305	97,561	1,032,533	4,799	26,769
Employee benefits	40,741	15,548	285,504	0	7,738
Subtotal: wages and benefits	172,046	113,109	1,318,037	4,799	34,507
Print materials	39,000	29,492	345,265	5,061	4,000
Serial subscriptions	2,136	3,304	28,209	0	230
Microforms	0	50	.	0	0
Audiovisual materials	661	4,369	12,749	318	0
Other materials	1,402	0	.	0	0
Subtotal: library materials	43,199	37,215	386,223	5,379	4,230
Furniture and equipment	885	11,490	0	0	0
Other operating expenses	3,709	25,938	119,526	2,453	6,197
Subtotal: miscellaneous	4,594	37,428	119,526	2,453	6,197
Total direct expenditures	219,839	187,752	1,823,786	12,631	44,934
Indirect costs	0	0	201,858	0	0
Total operating expenditures	219,839	187,752	2,025,644	12,631	44,934
Salaries & wages per capita	7.56	6.80	5.39	1.82	2.69
Materials expend. per capita	2.49	2.60	2.01	2.03	0.43
Total operating expend. per capita	12.66	13.09	10.57	4.78	4.52
Capital Outlay	0	0	67,067	0	0
% of Total Operating Expenses					
- Wages & benefits	78%	60%	65%	38%	77%
- Library materials	20%	20%	19%	43%	9%
- Miscellaneous other	2%	20%	6%	19%	14%
- Indirect costs	0%	0%	10%	0%	0%
Income by source (\$)					
City	0	0	193,606	2,670	49,701
County	213,434	161,369	1,808,059	0	600
School district	0	0	0	0	0
Subtotal: local gov't income	213,434	161,369	2,001,665	2,670	50,301
Foundation and corporate grants	0	0	0	7,500	0
Federal LSCA funds	0	25,000	0	0	0
Other federal funds	0	0	0	0	0
State funds	0	0	0	0	0
Other local income	6,405	1,383	28,419	4,288	968
Subtotal: all other income	6,405	26,383	28,419	11,788	968
Total income	219,839	187,752	2,030,084	14,458	51,269
Local gov't income per capita	12.29	11.25	10.44	1.01	5.06
Total income per capita	12.66	15.09	10.59	5.47	5.16

	Anahuac	Andrews	Angleton	Anson	Aransas Pass
Library Collection					
Books & serials - titles	57,916	38,169	115,004	12,616	22,220
Books & serials - items	78,776	39,735	324,026	12,889	23,143
Books & serials - items per capita	4.54	2.77	1.69	4.87	2.33
Uncataloged paperbacks - items	8,002	5,278	39,540	463	2,000
Government documents - items	0	0	0	0	0
Microforms - items	635	108	16,123	0	0
Audio materials - items	975	356	9,311	13	0
Films - items	82	6	17	0	0
Video materials - items	296	359	1,066	149	9
Machine readable materials - items	10	2	189	27	0
Other library materials - items	10	166	2,006	0	0
Total collection - titles	67,004	43,869	115,249	13,156	24,029
Total collection - items	88,786	46,010	392,278	13,541	25,152
Total collection - items per capita	5.11	3.21	2.05	5.12	2.53
Current subscriptions	104	99	977	4	21
Subscription per 1,000 population	5.99	6.90	5.10	1.51	2.11
Local Library Services					
Total library circulation	128,255	52,473	1,097,641	4,314	27,979
Circulations per capita	7.39	3.66	5.73	1.63	2.81
Circulations per paid staff member	16,032	11,047	16,024	8,628	13,013
Circulations per hour (overlapping)	19	21	43	4	11
Circulations per library visit	2.91	0.88	1.73	1.41	1.77
Standard loan period (days)	14	21	14	21	14
Collection turnover rate	1.44	1.14	2.80	0.32	1.11
Reference transactions	7,194	8,112	1,185	189	3,960
Reference transactions per capita	0.41	0.57	0.24	0.07	0.40
Library program attendance	1,083	36,569	61,107	279	1,448
Program attendance per capita	0.06	2.55	0.32	0.11	0.15
Number of library visits	44,112	59,680	635,000	3,055	15,825
Library visits per capita	2.54	4.16	3.31	1.16	1.59
Hours per week (non-overlapping)	51	49	63	20	49
Hours per week (overlapping)	131	48	494	20	47
Staffing (FTEs)					
Librarians with ALA-MLS	0.00	0.00	8.00	0.00	0.00
Other librarians	1.00	1.00	9.00	0.50	1.00
Other paid staff	7.00	3.75	51.50	0.00	1.15
Total paid staff	8.00	4.75	68.50	0.50	2.15
Population per ALA-MLS	.	.	23,963	.	.
Population per total paid staff	2,171	3,019	2,799	5,288	4,625
Head librarian's salary (\$)	25,699	27,976	38,028	4,420	15,323
Head librarian - hours per week	40	40	40	20	40
Total volunteer hours	33	6,048	5,975	1,000	0
Facilities					
Main library - square footage	2,400	4,922	22,272	972	2,873
Main + branches - square footage	8,015	4,922	70,734	972	2,873
Square footage per capita	0.46	0.34	0.37	0.37	0.29

Statistics by Library - 1991 (part 1)

City	Archer City	Arlington	Aspermont	Athens	Atlanta
System	NTLS	NTLS	BCLS	NETLS	NETLS
County	Archer	Tarrant	Stonewall	Henderson	Cass
Legal establishment	County	City	County	County	City
Membership status (SFY 1993)	Member	Member	Member	Member	Member
Population served	7,973	261,721	2,013	49,132	6,118
Number of branches	0	4	0	2	0
Number of bookmobiles	0	0	0	0	0
Number of public service outlets	0	13	0	0	0
Expenditures (\$)					
Salaries and wages	9,165	1,350,435	20,860	60,284	23,097
Employee benefits	0	277,445	1,329	11,901	2,705
Subtotal: wages and benefits	9,165	1,627,880	22,189	72,185	25,802
Print materials	1,200	214,369	1,950	11,906	4,012
Serial subscriptions	0	36,155	0	717	743
Microforms	0	9,405	0	0	0
Audiovisual materia	0	0	0	269	0
Other materials	0	0	0	0	0
Subtotal: library materials	1,200	259,929	1,950	12,892	4,755
Furniture and equipment	0	4,751	0	876	1,770
Other operating expenses	4,688	488,019	789	24,503	21,731
Subtotal: miscellaneous	4,688	492,770	789	25,379	23,501
Total direct expenditures	15,053	2,380,579	24,928	110,456	54,058
Indirect costs	0	0	0	0	0
Total operating expenditures	15,053	2,380,579	24,928	110,456	54,058
Salaries & wages per capita	1.15	5.16	10.36	1.23	3.78
Materials expend. per capita	0.15	0.99	0.97	0.26	0.78
Total operating expend. per capita	1.89	9.10	12.38	2.25	8.84
Capital Outlay	0	0	0	0	101
% of Total Operating Expenses					
- Wages & benefits	61%	68%	89%	65%	48%
- Library materials	8%	11%	8%	12%	9%
- Miscellaneous other	31%	21%	3%	23%	43%
- Indirect costs	0%	0%	0%	0%	0%
Income by source (\$)					
City	5,538	2,358,188	0	3,500	49,026
County	9,165	0	23,978	83,321	0
School district	0	0	0	0	0
Subtotal: local gov't income	14,703	2,358,188	23,978	86,821	49,026
Foundation and corporate grants	0	0	5,000	0	0
Federal LSCA funds	0	0	0	0	0
Other federal funds	0	22,391	0	0	0
State funds	0	0	0	0	0
Other local income	350	0	0	22,474	3,362
Subtotal: all other income	350	22,391	5,000	22,474	3,362
Total income	15,053	2,380,579	28,978	109,295	52,388
Local gov't income per capita	1.84	9.01	11.91	1.77	8.01
Total income per capita	1.89	9.10	14.40	2.22	8.56

	Archer City	Arlington	Aspermont	Athens	Atlanta
Library Collection					
Books & serials - titles	11,142	216,057	8,200	39,618	18,810
Books & serials - items	11,380	257,841	8,530	48,667	20,090
Books & serials - items per capita	1.43	0.99	4.24	0.99	3.28
Uncataloged paperbacks - items	700	13,707	5,040	2,400	1,459
Government documents - items	0	35,216	0	0	13
Microforms - items	0	23,008	16	1,161	51
Audio materials - items	0	18,356	36	900	510
Films - items	0	402	0	0	0
Video materials - items	0	3,268	2	291	7
Machine readable materials - items	0	78	0	0	38
Other library materials - items	0	444	0	0	0
Total collection - titles	11,842	246,879	11,748	39,618	20,888
Total collection - items	12,080	352,320	13,624	53,419	22,168
Total collection - items per capita	1.52	1.35	6.77	1.09	3.62
Current subscriptions	6	857	0	82	25
Subscription per 1,000 population	0.75	3.27	0.00	1.67	4.09
Local Library Services					
Total library circulation	12,780	1,211,662	13,992	105,551	19,876
Circulations per capita	1.60	4.63	6.95	2.15	3.25
Circulations per paid staff member	12,780	20,027	9,328	15,079	7,950
Circulations per hour (overlapping)	6	79	7	24	9
Circulations per library visit	5.11	1.37	1.78	3.50	3.14
Standard loan period (days)	14	21	14	14	14
Collection turnover rate	1.06	3.44	1.03	1.98	0.90
Reference transactions	650	143,538	252	3,020	1,825
Reference transactions per capita	0.08	0.55	0.13	0.06	0.30
Library program attendance	2,000	23,452	640	6,000	2,008
Program attendance per capita	0.25	0.09	0.32	0.12	0.33
Number of library visits	2,500	882,234	7,869	30,200	6,328
Library visits per capita	0.31	3.37	3.91	0.61	1.03
Hours per week (non-overlapping)	43	66	40	45	43
Hours per week (overlapping)	41	295	38	86	41
Staffing (FTEs)					
Librarians with ALA-MLS	0.00	12.00	0.00	0.00	0.00
Other librarians	1.00	9.00	1.50	1.00	1.00
Other paid staff	0.00	39.50	0.00	6.00	1.50
Total paid staff	1.00	60.50	1.50	7.00	2.50
Population per ALA-MLS	.	21,810	.	.	.
Population per total paid staff	7,973	4,326	1,342	7,019	2,447
Head librarian's salary (\$)	9,165	63,864	13,660	19,664	10,400
Head librarian - hours per week	40	40	40	40	40
Total volunteer hours	368	10,260	1,212	0	836
Facilities					
Main library - square footage	5,600	63,575	8,000	9,492	8,320
Main + branches - square footage	5,600	86,075	8,000	11,344	8,320
Square footage per capita	0.70	0.33	3.97	0.23	1.36

Statistics by Library - 1991 (part 1)

City	Aubrey	Austin	Austin/Westbank	Azle	Baird
System	NTLS	CTLS	CTLS	NTLS	BCLS
County	Denton	Travis	Travis	Tarrant	Callahan
Legal establishment	City	City	Non-profit	City	County
Membership status (SFY 1993)	Member	Member	Member	Member	Member
Population served	1,350	465,622	1,388	8,868	3,436
Number of branches	0	17	0	0	0
Number of bookmobiles	0	0	0	0	0
Number of public service outlets	0	0	0	1	0
Expenditures (\$)					
Salaries and wages	7,786	3,746,843	48,879	51,107	5,768
Employee benefits	1,191	1,536,699	4,770	9,603	787
Subtotal: wages and benefits	8,977	5,283,542	53,649	60,710	6,555
Print materials	1,244	364,166	8,526	9,052	463
Serial subscriptions	255	344,121	1,458	1,655	74
Microforms	0	0	0	0	0
Audiovisual materials	905	23,317	0	700	0
Other materials	0	7,053	0	0	0
Subtotal: library materials	2,404	738,657	9,984	11,407	537
Furniture and equipment	181	175,655	698	0	0
Other operating expenses	2,156	570,835	18,446	28,257	463
Subtotal: miscellaneous	2,337	746,490	19,144	28,257	463
Total direct expenditures	13,718	6,768,689	82,777	100,374	7,555
Indirect costs	0	0	0	0	850
Total operating expenditures	13,718	6,768,689	82,777	100,374	8,405
Salaries & wages per capita	5.77	8.05	35.22	5.76	1.68
Materials expend. per capita	1.78	1.59	7.19	1.29	0.16
Total operating expend. per capita	10.16	14.54	59.64	11.32	2.45
Capital Outlay	234	14,712	0	0	0
% of Total Operating Expenses					
- Wages & benefits	65%	78%	65%	60%	78%
- Library materials	18%	11%	12%	11%	6%
- Miscellaneous other	17%	11%	23%	28%	6%
- Indirect costs	0%	0%	0%	0%	10%
Income by source (\$)					
City	0	6,502,017	1	97,622	442
County	10,025	0	0	0	6,571
School district	0	18,000	0	0	0
Subtotal: local gov't income	10,025	6,520,017	1	97,622	7,013
Foundation and corporate grants	0	0	800	0	0
Federal LSCA funds	0	168,329	0	0	0
Other federal funds	0	0	0	0	0
State funds	0	0	0	0	0
Other local income	4,404	48,339	81,691	2,752	1,133
Subtotal: all other income	4,404	216,668	82,491	2,752	1,133
Total income	14,429	6,736,685	82,492	100,374	8,146
Local gov't income per capita	7.43	14.00	0.00	11.01	2.04
Total income per capita	10.69	14.47	59.43	11.32	2.37

	Aubrey	Austin	Austin/Westbank	Azle	Baird
Library Collection					
Books & serials - titles	10,472	276,268	20,658	22,972	17,608
Books & serials - items	13,584	980,827	22,953	23,793	17,630
Books & serials - items per capita	10.06	2.11	16.54	2.68	5.13
Uncataloged paperbacks - items	5,500	.	0	1,000	14,482
Government documents - items	0	.	0	0	0
Microforms - items	0	248,986	0	0	44
Audio materials - items	20	44,504	216	457	191
Films - items	0	613	0	0	0
Video materials - items	128	965	58	489	3
Machine readable materials - items	0	0	0	0	6
Other library materials - items	0	2,448	2	0	18
Total collection - titles	14,420	301,604	20,934	24,918	32,293
Total collection - items	19,232	1,278,343	23,229	25,739	32,374
Total collection - items per capita	14.25	2.75	16.74	2.90	9.42
Current subscriptions	22	2,100	60	73	14
Subscription per 1,000 population	16.30	4.51	43.23	8.23	4.07
Local Library Services					
Total library circulation	10,691	2,567,830	58,980	78,892	3,478
Circulations per capita	7.92	5.51	42.49	8.90	1.01
Circulations per paid staff member	10,691	11,487	33,703	22,541	6,956
Circulations per hour (overlapping)	5	58	28	36	4
Circulations per library visit	0.89	1.17	1.86	1.87	1.63
Standard loan period (days)	14	14	14	21	14
Collection turnover rate	0.56	2.01	2.54	3.07	0.11
Reference transactions	2,862	383,085	33,696	2,768	200
Reference transactions per capita	2.12	0.82	24.28	0.31	0.06
Library program attendance	742	237,549	1,714	2,748	0
Program attendance per capita	0.55	0.51	1.23	0.31	0.00
Number of library visits	12,060	2,191,175	31,759	42,194	2,137
Library visits per capita	8.93	4.71	22.88	4.76	0.62
Hours per week (non-overlapping)	40	72	48	44	20
Hours per week (overlapping)	40	850	40	43	19
Staffing (FTEs)					
Librarians with ALA-MLS	0.00	48.75	0.75	0.00	0.00
Other librarians	1.00	3.00	1.00	1.00	0.50
Other paid staff	0.00	171.80	0.00	2.50	0.00
Total paid staff	1.00	223.55	1.75	3.50	0.50
Population per ALA-MLS	.	9,551	1,851	.	.
Population per total paid staff	1,350	2,083	793	2,534	6,872
Head librarian's salary (\$)	7,680	60,467	34,345	21,065	5,768
Head librarian - hours per week	40	40	40	40	20
Total volunteer hours	1,180	17,385	10,580	728	50
Facilities					
Main library - square footage	1,700	117,000	3,000	8,000	1,345
Main + branches - square footage	1,700	256,167	3,000	8,000	1,345
Square footage per capita	1.26	0.55	2.16	0.90	0.39

Statistics by Library - 1991 (part 1)

City	Balch Springs	Ballinger	Bandera	Barksdale	Bartlett
System	NETLS	BCLS	SAALS	SAALS	CTLS
County	Dallas	Runnels	Bandera	Edwards	Bell
Legal establishment	City	Non-profit	County	Non-profit	City
Membership status (SFY 1993)	Member	Member	Member	Member	Member
Population served	17,406	6,525	10,562	1,323	1,439
Number of branches	0	0	0	0	0
Number of bookmobiles	0	0	0	0	0
Number of public service outlets	0	0	0	0	0
Expenditures (\$)					
Salaries and wages	47,477	8,569	24,979	6,048	9,246
Employee benefits	0	656	6,106	925	2,019
Subtotal: wages and benefits	47,477	9,225	31,085	6,973	11,265
Print materials	13,285	5,659	7,991	260	2,443
Serial subscriptions	239	1,248	562	21	928
Microforms	0	0	59	0	0
Audiovisual materials	904	282	180	0	0
Other materials	73	0	0	0	0
Subtotal: library materials	14,501	7,189	8,792	281	3,371
Furniture and equipment	0	0	1,597	0	68
Other operating expenses	2,325	6,927	10,627	453	6,726
Subtotal: miscellaneous	2,325	6,927	12,224	453	6,794
Total direct expenditures	64,303	23,341	52,101	7,707	21,430
Indirect costs	0	0	0	0	0
Total operating expenditures	64,303	23,341	52,101	7,707	21,430
Salaries & wages per capita	2.73	1.31	2.36	4.57	6.43
Materials expend. per capita	0.83	1.10	0.83	0.21	2.34
Total operating expend. per capita	3.69	3.58	4.93	5.83	14.89
Capital Outlay	0	0	11,718	0	0
% of Total Operating Expenses					
- Wages & benefits	74%	40%	60%	90%	53%
- Library materials	23%	31%	17%	4%	16%
- Miscellaneous other	4%	30%	23%	6%	32%
- Indirect costs	0%	0%	0%	0%	0%
Income by source (\$)					
City	64,303	8,000	0	0	21,430
County	0	3,300	44,315	1,835	0
School district	0	0	0	665	0
Subtotal: local gov't income	64,303	11,300	44,315	2,500	21,430
Foundation and corporate grants	0	0	0	0	0
Federal LSCA funds	0	0	0	0	0
Other federal funds	0	0	0	0	0
State funds	0	0	0	0	0
Other local income	3,399	13,893	7,781	5,785	1,462
Subtotal: all other income	3,399	13,893	7,781	5,785	1,462
Total income	67,702	25,193	52,096	8,285	22,892
Local gov't income per capita	3.69	1.73	4.20	1.89	14.89
Total income per capita	3.89	3.86	4.93	6.26	15.91

	Balch Springs	Ballinger	Bandera	Barksdale	Bartlett
Library Collection					
Books & serials - titles	21,700	12,191	19,281	9,094	10,351
Books & serials - items	23,079	13,017	21,500	9,132	13,356
Books & serials - items per capita	1.33	1.99	2.04	6.90	9.28
Uncataloged paperbacks - items	2,691	600	1,300	1,636	500
Government documents - items	100	0	0	0	0
Microforms - items	0	90	41	0	0
Audio materials - items	438	27	135	356	40
Films - items	61	0	0	0	0
Video materials - items	245	320	55	14	30
Machine readable materials - items	0	0	28	0	0
Other library materials - items	0	0	11	75	0
Total collection - titles	25,235	13,140	20,663	10,931	10,909
Total collection - items	26,614	14,054	23,070	11,213	13,926
Total collection - items per capita	1.53	2.15	2.18	8.48	9.68
Current subscriptions	12	32	40	8	26
Subscription per 1,000 population	0.69	4.90	3.79	6.05	18.07
Local Library Services					
Total library circulation	43,940	24,140	35,777	14,167	10,916
Circulations per capita	2.52	3.70	3.39	10.71	7.59
Circulations per paid staff member	14,647	34,486	17,889	20,239	10,916
Circulations per hour (overlapping)	16	15	16	8	11
Circulations per library visit	1.72	1.95	22.36	5.16	3.76
Standard loan period (days)	14	21	14	30	14
Collection turnover rate	1.65	1.72	1.55	1.26	0.78
Reference transactions	2,711	850	680	232	1,525
Reference transactions per capita	0.16	0.13	0.06	0.18	1.06
Library program attendance	3,894	751	550	150	240
Program attendance per capita	0.22	0.12	0.05	0.11	0.17
Number of library visits	25,601	12,403	1,600	2,748	2,900
Library visits per capita	1.47	1.90	0.15	2.08	2.02
Hours per week (non-overlapping)	53	32	44	35	21
Hours per week (overlapping)	52	31	43	35	20
Staffing (FTEs)					
Librarians with ALA-MLS	0.00	0.00	0.00	0.00	0.00
Other librarians	2.00	0.70	2.00	0.70	0.50
Other paid staff	1.00	0.00	0.00	0.00	0.50
Total paid staff	3.00	0.70	2.00	0.70	1.00
Population per ALA-MLS
Population per total paid staff	5,802	9,321	5,281	1,890	1,439
Head librarian's salary (\$)	21,670	8,569	13,816	6,048	4,935
Head librarian - hours per week	40	28	40	28	20
Total volunteer hours	0	1,954	1,500	344	720
Facilities					
Main library - square footage	2,339	3,000	3,500	2,940	2,295
Main + branches - square footage	2,339	3,000	3,500	2,940	2,295
Square footage per capita	0.13	0.46	0.33	2.22	1.59

Statistics by Library - 1991 (part 1)

City	Bastrop	Bay City	Baytown	Beaumont	Beaumont/JCL
System	CTLS	HALS	HALS	HALS	HALS
County	Bastrop	Matagorda	Harris	Jefferson	Jefferson
Legal establishment	City	Non-profit	City	City	County
Membership status (SFY 1993)	Member	Member	Member	Member	Member
Population served	4,044	27,481	85,269	114,323	20,671
Number of branches	0	2	0	3	0
Number of bookmobiles	0	0	2	0	1
Number of public service outlets	0	0	7	1	0
Expenditures (\$)					
Salaries and wages	49,620*	102,590	621,832	692,898	98,876
Employee benefits	7,480	8,248	161,696	295,939	34,541
Subtotal: wages and benefits	57,100	110,838	783,528	988,837	133,417
Print materials	16,000	23,069	106,385	.	29,300
Serial subscriptions	2,400	1,852	9,300	.	2,100
Microforms	.	1,486	0	0	0
Audiovisual materials	.	2,201	2,028	0	4,360
Other materials	0	0	0	0	600
Subtotal: library materials	18,400	28,608	117,713	0	36,360
Furniture and equipment	8,000	1,472	23,216	3,036	2,082
Other operating expenses	20,150	29,063	185,797	248,111	10,256
Subtotal: miscellaneous	28,150	30,535	209,013	251,147	12,338
Total direct expenditures	103,650	169,981	1,110,254	1,239,984	182,115
Indirect costs	0	0	0	0	0
Total operating expenditures	103,650	169,981	1,110,254	1,239,984	182,115
Salaries & wages per capita	12.27	3.73	7.29	6.06	4.78
Materials expend. per capita	4.55	1.04	1.38	1.21	1.76
Total operating expend. per capita	25.63	6.19	13.02	12.06	8.81
Capital Outlay	9,000	0	0	16,704	69,950
% of Total Operating Expenses					
- Wages & benefits	55%	65%	71%	72%	73%
- Library materials	18%	17%	11%	10%	20%
- Miscellaneous other	27%	18%	19%	18%	7%
- Indirect costs	0%	0%	0%	0%	0%
Income by source (\$)					
City	111,068	25,000	1,010,808	1,378,378	0
County	0	97,500	28,654	0	182,115
School district	0	0	0	0	0
Subtotal: local gov't income	111,068	122,500	1,039,462	1,378,378	182,115
Foundation and corporate grants	0	0	34,150	0	0
Federal LSCA funds	0	0	10,369	9,934	0
Other federal funds	0	0	0	0	0
State funds	0	0	0	0	0
Other local income	0	44,481	45,188	0	0
Subtotal: all other income	0	44,481	89,707	9,934	0
Total income	111,068	166,981	1,129,169	1,388,312	182,115
Local gov't income per capita	27.46	4.46	12.19	12.06	8.81
Total income per capita	27.46	6.08	13.24	12.14	8.81

	Bastrop	Bay City	Baytown	Beaumont	Beaumont/JCL
Library Collection					
Books & serials - titles	10,000	.	120,923	.	45,829
Books & serials - items	17,300	41,712	161,133	249,641	49,397
Books & serials - items per capita	4.28	1.52	1.89	2.18	2.39
Uncataloged paperbacks - items	2,500	1,650	55,987	35,000	0
Government documents - items	0	0	0	0	0
Microforms - items	205	4,092	15,996	30,291	0
Audio materials - items	0	202	8,159	9,281	614
Films - items	0	0	1,068	1,374	27
Video materials - items	455	579	990	2,636	675
Machine readable materials - items	0	0	122	0	0
Other library materials - items	0	0	2,902	0	0
Total collection - titles	12,955	.	182,166	.	47,145
Total collection - items	20,460	48,235	246,357	328,223	50,713
Total collection - items per capita	5.06	1.76	2.89	2.87	2.45
Current subscriptions	45	102	292	500	112
Subscription per 1,000 population	11.13	3.71	3.42	4.37	5.42
Local Library Services					
Total library circulation	50,395	95,651	758,437	418,472	74,050
Circulations per capita	12.46	3.48	8.89	3.66	3.58
Circulations per paid staff member	15,748	20,137	23,222	11,174	14,810
Circulations per hour (overlapping)	30	23	145	45	37
Circulations per library visit	1.98	0.43	2.55	4.18	5.17
Standard loan period (days)	14	14	21	21	28
Collection turnover rate	2.46	1.98	3.08	1.27	1.46
Reference transactions	1,250	12,082	27,924	61,027	2,256
Reference transactions per capita	0.31	0.44	0.33	0.53	0.11
Library program attendance	100	10,382	50,190	3,501	0
Program attendance per capita	0.02	0.38	0.59	0.03	0.00
Number of library visits	25,488	220,064	297,203	100,000	14,320
Library visits per capita	6.30	8.01	3.49	0.87	0.69
Hours per week (non-overlapping)	34	60	60	59	40
Hours per week (overlapping)	32	81	101	181	38
Staffing (FTEs)					
Librarians with ALA-MLS	1.00	1.00	3.50	9.00	1.00
Other librarians	0.00	0.00	5.38	3.00	0.00
Other paid staff	2.20	3.75	23.78	25.45	4.00
Total paid staff	3.20	4.75	32.66	37.45	5.00
Population per ALA-MLS	4,044	27,481	24,363	12,703	20,671
Population per total paid staff	1,264	5,785	2,611	3,053	4,134
Head librarian's salary (\$)	18,700	33,000	55,701	53,747	22,152
Head librarian - hours per week	40	40	40	40	40
Total volunteer hours	0	6,500	6,782	3,256	0
Facilities					
Main library - square footage	6,000	4,000	32,000	30,464	2,296
Main + branches - square footage	6,000	4,000	32,000	55,464	2,296
Square footage per capita	1.48	0.15	0.38	0.49	0.11

Statistics by Library - 1991 (part 1)

City	Bedford	Beeville	Bellaire	Bellville	Belton
System	NTLS	STLS	HALS	HALS	CTLs
County	Tarrant	Bee	Harris	Austin	Bell
Legal establishment	City	Non-profit	City	City	City
Membership status (SFY 1993)	Member	Member	Member	Member	Member
Population served	43,762	25,135	13,842	3,378	12,476
Number of branches	0	0	0	0	0
Number of bookmobiles	0	0	0	0	0
Number of public service outlets	0	0	0	0	0

Expenditures (\$)

Salaries and wages	358,858	32,410	158,587	38,040	41,390
Employee benefits	67,927	2,821	29,297	9,401	12,772
Subtotal: wages and benefits	426,785	35,231	187,884	47,441	54,162
Print materials	53,236	2,769	32,889	7,518	6,810
Serial subscriptions	7,835	763	5,210	1,228	725
Microforms	0	0	458	0	0
Audiovisual materials	4,281	0	1,000	0	180
Other materials	0	0	0	0	0
Subtotal: library materials	65,352	3,532	39,557	8,746	7,715
Furniture and equipment	23,580	3,179	2,549	909	0
Other operating expenses	53,110	15,146	64,697	6,443	14,647
Subtotal: miscellaneous	76,690	18,325	67,246	7,352	14,647
Total direct expenditures	568,827	57,088	294,687	63,539	76,524
Indirect costs	0	0	0	0	0
Total operating expenditures	568,827	57,088	294,687	63,539	76,524
Salaries & wages per capita	8.20	1.29	11.46	11.26	3.32
Materials expend. per capita	1.49	0.14	2.86	2.59	0.62
Total operating expend. per capita	13.00	2.27	21.29	18.81	6.13
Capital Outlay	0	0	332,458	0	0
% of Total Operating Expenses					
- Wages & benefits	75%	62%	64%	75%	71%
- Library materials	11%	6%	13%	14%	10%
- Miscellaneous other	13%	32%	23%	12%	19%
- Indirect costs	0%	0%	0%	0%	0%

Income by source (\$)

City	568,827	16,600	297,691	63,539	68,809
County	0	20,475	0	0	0
School district	0	0	0	0	0
Subtotal: local gov't income	568,827	39,075	297,691	63,539	68,809
Foundation and corporate grants	0	5,700	0	0	0
Federal LSCA funds	0	0	0	0	0
Other federal funds	0	0	0	0	0
State funds	0	0	0	0	0
Other local income	0	18,830	23,095	3,973	12,465
Subtotal: all other income	0	24,530	23,095	3,973	12,465
Total income	568,827	63,605	320,786	67,512	81,274
Local gov't income per capita	13.00	1.55	21.51	18.81	5.52
Total income per capita	13.00	2.53	23.17	19.99	6.51

	Bedford	Beeville	Bellaire	Bellville	Belton
Library Collection					
Books & serials - titles	54,319	.	56,057	19,751	37,533
Books & serials - items	65,421	30,349	58,164	21,628	37,533
Books & serials - items per capita	1.49	1.21	4.20	6.40	3.01
Uncataloged paperbacks - items	3,338	6,147	5,161	5,000	2,819
Government documents - items	0	0	0	0	0
Microforms - items	208	0	441	0	91
Audio materials - items	2,175	0	1,676	0	582
Films - items	34	0	0	0	0
Video materials - items	2,651	0	146	311	12
Machine readable materials - items	5	118	0	0	0
Other library materials - items	264	0	565	270	1,800
Total collection - titles	62,468	.	63,543	25,332	42,837
Total collection - items	74,096	36,614	66,153	27,209	42,837
Total collection - items per capita	1.69	1.46	4.78	8.05	3.43
Current subscriptions	258	25	162	50	36
Subscription per 1,000 population	5.90	0.99	11.70	14.80	2.89
Local Library Services					
Total library circulation	429,719	49,213	92,417	52,183	37,631
Circulations per capita	9.82	1.96	6.68	15.45	3.02
Circulations per paid staff member	21,891	9,843	11,552	17,394	11,650
Circulations per hour (overlapping)	161	19	41	25	24
Circulations per library visit	2.24	49.81	1.09	1.93	3.14
Standard loan period (days)	14	14	14	14	14
Collection turnover rate	5.80	1.34	1.40	1.92	0.88
Reference transactions	24,114	6,759	6,712	1,194	3,000
Reference transactions per capita	0.55	0.27	0.48	0.35	0.24
Library program attendance	12,220	227	2,097	550	42
Program attendance per capita	0.28	0.01	0.15	0.16	0.00
Number of library visits	192,000	988	85,000	27,000	12,000
Library visits per capita	4.39	0.04	6.14	7.99	0.96
Hours per week (non-overlapping)	55	51	52	42	30
Hours per week (overlapping)	51	51	44	40	30
Staffing (FTEs)					
Librarians with ALA-MLS	3.00	0.00	4.00	0.00	0.00
Other librarians	1.06	1.00	0.00	3.00	0.75
Other paid staff	15.63	4.00	4.00	0.00	2.48
Total paid staff	19.63	5.00	8.00	3.00	3.23
Population per ALA-MLS	14,587	.	3,461	.	.
Population per total paid staff	2,229	5,027	1,730	1,126	3,863
Head librarian's salary (\$)	54,456	12,480	37,967	14,624	14,045
Head librarian - hours per week	40	40	40	40	30
Total volunteer hours	5,475	0	3,304	0	100
Facilities					
Main library - square footage	17,000	4,860	10,868	4,500	5,659
Main + branches - square footage	17,000	4,860	10,868	4,500	5,659
Square footage per capita	0.39	0.19	0.79	1.33	0.45

Statistics by Library - 1991 (part 1)

City	Big Lake	Big Spring	Blanco	Boerne	Boerne/KCHQ
System	BCLS	WTLS	CTLS	SAALS	SAALS
County	Reagan	Howard	Blanco	Kendall	Kendall
Legal establishment	County	County	Non-profit	FLS	FLS
Membership status (SFY 1993)	Member	Member	Member	Member	Member
Population served	4,514	32,343	3,407	7,296	0
Number of branches	0	0	0	0	0
Number of bookmobiles	0	0	0	0	0
Number of public service outlets	0	2	0	0	0
Expenditures (\$)					
Salaries and wages	31,132	140,720	0	54,669	0
Employee benefits	8,158	33,021	0	5,886	0
Subtotal: wages and benefits	39,290	173,741	0	60,555	0
Print materials	4,857	32,235	1,734	6,161	0
Serial subscriptions	600	3,476	85	1,113	0
Microforms	0	305	0	0	0
Audiovisual materials	170	1,643	0	379	0
Other materials	0	0	0	0	0
Subtotal: library materials	5,627	37,659	1,819	7,653	0
Furniture and equipment	1,000	5,674	1,454	0	0
Other operating expenses	4,000	31,393	5,396	14,421	0
Subtotal: miscellaneous	5,000	37,067	6,850	14,421	0
Total direct expenditures	49,917	248,467	8,669	82,629	0
Indirect costs	0	0	0	0	0
Total operating expenditures	49,917	248,467	8,669	82,629	0
Salaries & wages per capita	6.90	4.35	0.00	7.49	.
Materials expend. per capita	1.25	1.16	0.53	1.05	.
Total operating expend. per capita	11.06	7.68	2.54	11.33	.
Capital Outlay	235	0	7,839	3,091	0
% of Total Operating Expenses					
- Wages & benefits	79%	70%	0%	73%	.
- Library materials	11%	15%	21%	9%	.
- Miscellaneous other	10%	15%	79%	17%	.
- Indirect costs	0%	0%	0%	0%	.
Income by source (\$)					
City	0	0	2,800	37,321	0
County	49,440	242,843	3,500	40,920	0
School district	0	0	0	0	0
Subtotal: local gov't income	49,440	242,843	6,300	78,241	0
Foundation and corporate grants	0	0	0	0	0
Federal LSCA funds	0	0	0	0	0
Other federal funds	0	0	0	0	0
State funds	0	0	0	0	0
Other local income	477	50,325	2,626	5,504	0
Subtotal: all other income	477	50,325	2,626	5,504	0
Total income	49,917	293,168	8,926	83,745	0
Local gov't income per capita	10.95	7.51	1.85	10.72	.
Total income per capita	11.06	9.06	2.62	11.48	.

	Big Lake	Big Spring	Blanco	Boerne	Boerne/KCHQ
Library Collection					
Books & serials - titles	18,017	54,832	8,045	20,299	0
Books & serials - items	18,532	60,301	8,126	20,474	0
Books & serials - items per capita	4.11	1.86	2.39	2.81	-
Uncataloged paperbacks - items	5,500	3,030	1,525	6,600	0
Government documents - items	0	0	0	0	0
Microforms - items	12	6,026	0	18	0
Audio materials - items	330	2,343	0	201	0
Films - items	0	39	0	0	0
Video materials - items	59	1,041	0	130	0
Machine readable materials - items	40	0	0	0	0
Other library materials - items	122	1,300	0	84	0
Total collection - titles	24,044	61,255	9,570	27,315	0
Total collection - items	24,595	74,080	9,651	27,507	0
Total collection - items per capita	5.45	2.29	2.83	3.77	-
Current subscriptions	61	142	8	72	0
Subscription per 1,000 population	13.51	4.39	2.35	9.87	-
Local Library Services					
Total library circulation	19,334	142,776	9,052	57,572	0
Circulations per capita	4.28	4.41	2.66	7.89	-
Circulations per paid staff member	10,985	23,796	18,104	16,449	-
Circulations per hour (overlapping)	11	56	.	26	-
Circulations per library visit	1.29	2.78	1.73	1.39	-
Standard loan period (days)	14	21	14	14	0
Collection turnover rate	0.79	1.93	0.94	2.09	-
Reference transactions	3,300	9,500	88	3,601	0
Reference transactions per capita	0.73	0.29	0.03	0.49	-
Library program attendance	1,913	8,504	751	1,505	0
Program attendance per capita	0.42	0.26	0.22	0.21	-
Number of library visits	15,000	51,415	5,228	41,520	0
Library visits per capita	3.32	1.59	1.53	5.69	-
Hours per week (non-overlapping)	35	52	23	51	0
Hours per week (overlapping)	34	49	.	43	0
Staffing (FTEs)					
Librarians with ALA-MLS	0.00	2.00	0.00	0.00	0.00
Other librarians	0.88	0.00	0.50	1.00	0.00
Other paid staff	0.88	4.00	0.00	2.50	0.00
Total paid staff	1.76	6.00	0.50	3.50	0.00
Population per ALA-MLS	.	16,172	.	.	.
Population per total paid staff	2,565	5,391	6,814	2,085	.
Head librarian's salary (\$)	16,032	27,972	1	25,947	0
Head librarian - hours per week	35	40	20	40	0
Total volunteer hours	900	561	2,390	2,961	0
Facilities					
Main library - square footage	5,000	14,000	1,416	7,700	0
Main + branches - square footage	5,000	14,000	1,416	7,700	0
Square footage per capita	1.11	0.43	0.42	1.06	-

Statistics by Library - 1991 (part 1)

City	Bonham	Booker	Borger	Bowie	Boyd
System	NETLS	TPLS	TPLS	NTLS	NTLS
County	Fannin	Lipscomb	Hutchinson	Montague	Wise
Legal establishment	City	City	County	City	City
Membership status (SFY 1993)	Member	Member	Non-member	Member	Member
Population served	6,686	2,392	25,689	4,990	3,061
Number of branches	0	0	2	0	0
Number of bookmobiles	0	0	0	0	0
Number of public service outlets	0	0	0	0	0
Expenditures (\$)					
Salaries and wages	48,429	16,495	129,550	37,647	4,092
Employee benefits	9,662	0	42,713	11,335	60
Subtotal: wages and benefits	58,091	16,495	172,263	48,982	4,152
Print materials	6,226	1,486	16,238	13,817	2,886
Serial subscriptions	961	0	674	1,850	21
Microforms	0	0	0	0	0
Audiovisual materials	1,149	0	225	0	199
Other materials	0	0	0	0	0
Subtotal: library materials	8,336	1,486	17,137	15,667	3,106
Furniture and equipment	0	0	750	0	0
Other operating expenses	20,450	4,014	29,951	20,285	2,011
Subtotal: miscellaneous	20,450	4,014	30,701	20,285	2,011
Total direct expenditures	86,877	21,995	220,101	84,934	9,269
Indirect costs	0	0	0	0	0
Total operating expenditures	86,877	21,995	220,101	84,934	9,269
Salaries & wages per capita	7.24	6.90	5.04	7.54	1.34
Materials expend. per capita	1.25	0.62	0.67	3.14	1.01
Total operating expend. per capita	12.99	9.20	8.57	17.02	3.03
Capital Outlay	1,827	0	0	0	0
% of Total Operating Expenses					
- Wages & benefits	67%	75%	78%	58%	45%
- Library materials	10%	7%	8%	18%	34%
- Miscellaneous other	24%	18%	14%	24%	22%
- Indirect costs	0%	0%	0%	0%	0%
Income by source (\$)					
City	71,849	2,000	0	80,760	4,152
County	0	4,000	221,338	0	2,900
School district	0	5,717	0	0	0
Subtotal: local gov't income	71,849	11,717	221,338	80,760	7,052
Foundation and corporate grants	0	6,600	0	0	0
Federal LSCA funds	0	0	0	0	0
Other federal funds	0	0	0	0	0
State funds	0	0	0	0	0
Other local income	16,871	3,678	0	4,174	2,217
Subtotal: all other income	16,871	10,278	0	4,174	2,217
Total income	88,720	21,995	221,338	84,934	9,269
Local gov't income per capita	10.75	4.90	8.62	16.18	2.30
Total income per capita	13.27	16.4 9.20	8.62	17.02	3.03

	Bonham	Booker	Borger	Bowie	Boyd
Library Collection					
Books & serials - titles	27,965	14,400	46,531	18,730	7,800
Books & serials - items	36,002	14,400	54,827	18,730	7,800
Books & serials - items per capita	5.38	6.02	2.13	3.75	2.55
Uncataloged paperbacks - items	675	100	1,724	2,060	1,344
Government documents - items	0	0	0	.	0
Microforms - items	362	51	0	195	0
Audio materials - items	2,276	40	851	630	88
Films - items	102	0	221	.	0
Video materials - items	459	225	81	494	263
Machine readable materials - items	0	25	304	9	0
Other library materials - items	0	458	0	5	0
Total collection - titles	30,034	14,859	49,712	21,920	9,495
Total collection - items	39,876	15,299	58,008	22,123	9,495
Total collection - items per capita	5.96	6.40	2.26	4.43	3.10
Current subscriptions	94	28	158	53	5
Subscription per 1,000 population	14.06	11.71	6.15	10.62	1.63
Local Library Services					
Total library circulation	66,295	11,145	102,134	58,567	4,678
Circulations per capita	9.92	4.66	3.98	11.74	1.53
Circulations per paid staff member	22,098	11,145	11,348	19,522	9,356
Circulations per hour (overlapping)	30	6	12	25	4
Circulations per library visit	1.83	12.41	2.55	4.04	1.78
Standard loan period (days)	14	14	28	14	14
Collection turnover rate	1.66	0.73	1.76	2.65	0.49
Reference transactions	9,600	300	4,662	540	196
Reference transactions per capita	1.44	0.13	0.18	0.11	0.06
Library program attendance	4,478	0	3,006	2,150	0
Program attendance per capita	0.67	0.00	0.12	0.43	0.00
Number of library visits	36,316	898	40,122	14,500	2,627
Library visits per capita	5.43	0.38	1.56	2.91	0.86
Hours per week (non-overlapping)	44	43	56	46	23
Hours per week (overlapping)	43	38	165	45	22
Staffing (FTEs)					
Librarians with ALA-MLS	0.00	1.00	0.00	0.00	0.00
Other librarians	0.75	0.00	1.00	1.00	0.50
Other paid staff	2.25	0.00	8.00	2.00	0.00
Total paid staff	3.00	1.00	9.00	3.00	0.50
Population per ALA-MLS	.	2,392	.	.	.
Population per total paid staff	2,229	2,392	2,854	1,663	6,122
Head librarian's salary (\$)	14,794	19,950	20,000	16,692	4,152
Head librarian - hours per week	30	40	40	40	20
Total volunteer hours	0	52	0	1,612	1,434
Facilities					
Main library - square footage	5,200	2,700	6,966	5,760	435
Main + branches - square footage	5,200	2,700	9,316	5,760	435
Square footage per capita	0.78	1.13	0.36	1.15	0.14

Statistics by Library - 1991 (part 1)

City	Brackettville	Brady	Breckenridge	Brenham	Bridge City
System	SAALS	BCLS	BCLS	CTLS	HALS
County	Kinney	McCulloch	Stephens	Washington	Orange
Legal establishment	County	County	Non-profit	City	City
Membership status (SFY 1993)	Member	Member	Non-member	Member	Member
Population served	3,119	8,778	9,010	26,154	8,034
Number of branches	0	0	0	0	0
Number of bookmobiles	0	0	0	0	0
Number of public service outlets	0	0	0	0	0
Expenditures (\$)					
Salaries and wages	18,572	23,298	29,640	63,933	7,187
Employee benefits	7,045	6,123	1,914	15,120	2,975
Subtotal: wages and benefits	25,617	29,421	31,554	79,053	10,162
Print materials	2,772	12,501	6,025	20,871	5,107
Serial subscriptions	209	284	1,107	2,707	288
Microforms	0	0	0	0	0
Audiovisual materials	0	0	0	131	0
Other materials	0	0	0	0	0
Subtotal: library materials	2,981	12,785	7,132	23,709	5,395
Furniture and equipment	0	995	205	786	3,662
Other operating expenses	1,479	17,848	3,225	26,467	13,891
Subtotal: miscellaneous	1,479	18,843	3,430	27,253	17,553
Total direct expenditures	30,077	61,049	42,116	130,015	33,110
Indirect costs	0	0	0	0	0
Total operating expenditures	30,077	61,049	42,116	130,015	33,110
Salaries & wages per capita	5.95	2.65	3.29	2.44	0.89
Materials expend. per capita	0.96	1.46	0.79	0.91	0.67
Total operating expend. per capita	9.64	6.95	4.67	4.97	4.12
Capital Outlay	0	650	0	18,586	54,517
% of Total Operating Expenses					
- Wages & benefits	85%	48%	75%	61%	31%
- Library materials	10%	21%	17%	18%	16%
- Miscellaneous other	5%	31%	8%	21%	53%
- Indirect costs	0%	0%	0%	0%	0%
Income by source (\$)					
City	0	23,266	11,360	96,611	27,308
County	30,077	23,266	6,200	14,375	0
School district	0	0	0	0	0
Subtotal: local gov't income	30,077	46,532	17,560	110,986	27,308
Foundation and corporate grants	0	5,000	0	0	0
Federal LSCA funds	0	0	0	0	0
Other federal funds	0	0	0	0	0
State funds	0	0	0	0	0
Other local income	0	5,686	27,622	19,029	5,802
Subtotal: all other income	0	10,686	27,622	19,029	5,802
Total income	30,077	57,218	45,182	130,015	33,110
Local gov't income per capita	9.64	5.30	1.95	4.24	3.40
Total income per capita	9.64	6.52	5.01	4.97	4.12

	Brackettville	Brady	Breckenridge	Brenham	Bridge City
Library Collection					
Books & serials - titles	23,600	19,667	12,500	38,000	11,590
Books & serials - items	23,626	21,934	13,070	41,000	12,200
Books & serials - items per capita	7.57	2.50	1.45	1.57	1.52
Uncataloged paperbacks - items	4,200	1,966	675	1,300	1,500
Government documents - items	0	.	0	0	0
Microforms - items	2	109	89	190	326
Audio materials - items	213	38	94	150	0
Films - items	0	0	0	0	0
Video materials - items	137	45	14	50	25
Machine readable materials - items	2	0	0	0	0
Other library materials - items	6	0	0	0	0
Total collection - titles	28,060	21,825	13,249	39,452	13,053
Total collection - items	28,186	24,092	13,942	42,690	14,051
Total collection - items per capita	9.04	2.74	1.55	1.63	1.75
Current subscriptions	11	127	59	62	9
Subscription per 1,000 population	3.53	14.47	6.55	2.37	1.12
Local Library Services					
Total library circulation	37,904	52,963	15,967	79,902	7,729
Circulations per capita	12.15	6.03	1.77	3.06	0.96
Circulations per paid staff member	18,952	24,865	10,645	15,980	15,458
Circulations per hour (overlapping)	19	24	9	27	14
Circulations per library visit	2.84	2.28	1.30	2.06	3.51
Standard loan period (days)	14	14	14	14	14
Collection turnover rate	1.34	2.20	1.15	1.87	0.55
Reference transactions	2,330	1,476	475	4,700	330
Reference transactions per capita	0.75	0.17	0.05	0.18	0.04
Library program attendance	529	2,053	780	5,100	650
Program attendance per capita	0.17	0.23	0.09	0.20	0.08
Number of library visits	13,330	23,188	12,290	38,750	2,200
Library visits per capita	4.27	2.64	1.36	1.48	0.27
Hours per week (non-overlapping)	40	45	35	59	20
Hours per week (overlapping)	38	43	33	56	11
Staffing (FTEs)					
Librarians with ALA-MLS	0.00	0.00	0.75	1.00	0.00
Other librarians	1.00	0.88	0.00	0.00	0.50
Other paid staff	1.00	1.25	0.75	4.00	0.00
Total paid staff	2.00	2.13	1.50	5.00	0.50
Population per ALA-MLS	.	.	12,013	26,154	.
Population per total paid staff	1,560	4,121	6,007	5,231	16,068
Head librarian's salary (\$)	10,200	11,576	13,400	27,279	7,187
Head librarian - hours per week	40	35	35	40	20
Total volunteer hours	3,782	3,061	815	50	2,904
Facilities					
Main library - square footage	3,500	4,723	3,462	11,200	2,500
Main + branches - square footage	3,500	4,723	3,462	11,200	2,500
Square footage per capita	1.12	0.54	0.38	0.43	0.31

Statistics by Library - 1991 (part 1)

City	Bridgeport	Brownfield	Brownsville	Brownwood	Bryan
System	NTLS	WTLS	STLS	BCLS	CTLS
County	Wise	Terry	Cameron	Brown	Brazos
Legal establishment	City-county	County	City	City	City
Membership status (SFY 1993)	Member	Member	Member	Member	Member
Population served	10,529	13,218	131,805	34,371	121,862
Number of branches	0	0	0	0	1
Number of bookmobiles	0	0	0	0	1
Number of public service outlets	0	0	0	0	1
Expenditures (\$)					
Salaries and wages	35,712	71,927	433,241	85,185	399,251
Employee benefits	11,819	21,513	60,280	20,262	126,736
Subtotal: wages and benefits	47,531	93,440	493,521	105,447	525,987
Print materials	9,047	15,306	103,925	20,471	106,575
Serial subscriptions	1,609	1,953	27,700	3,099	13,364
Microforms	0	0	8,004	1,200	1,410
Audiovisual materials	580	232	3,100	0	4,839
Other materials	0	200	65	5	0
Subtotal: library materials	11,236	17,691	142,794	24,775	126,188
Furniture and equipment	0	0	51,373	2,681	0
Other operating expenses	18,071	9,340	12,283	29,839	56,760
Subtotal: miscellaneous	18,071	9,340	63,656	32,520	56,760
Total direct expenditures	76,838	120,471	699,971	162,742	708,935
Indirect costs	0	0	0	0	0
Total operating expenditures	76,838	120,471	699,971	162,742	708,935
Salaries & wages per capita	3.39	5.44	3.29	2.48	3.28
Materials expend. per capita	1.07	1.34	1.08	0.72	1.04
Total operating expend. per capita	7.30	9.11	5.31	4.73	5.82
Capital Outlay	60,765	474	0	1,047	0
% of Total Operating Expenses					
- Wages & benefits	62%	78%	71%	65%	74%
- Library materials	15%	15%	20%	15%	18%
- Miscellaneous other	24%	8%	9%	20%	8%
- Indirect costs	0%	0%	0%	0%	0%
Income by source (\$)					
City	71,339	7,500	292,986	120,750	684,260
County	5,500	111,420	17,655	24,000	17,499
School district	0	0	0	0	0
Subtotal: local gov't income	76,839	118,920	310,641	144,750	701,759
Foundation and corporate grants	0	0	0	0	0
Federal LSCA funds	0	0	9,677	0	0
Other federal funds	0	0	20,000	0	0
State funds	0	0	0	0	0
Other local income	0	1,552	0	19,039	7,176
Subtotal: all other income	0	1,552	29,677	19,039	7,176
Total income	76,839	120,472	340,318	163,789	708,935
Local gov't income per capita	7.30	9.00	2.36	4.21	5.76
Total income per capita	7.30	9.11	2.58	4.77	5.82

	Bridgeport	Brownfield	Brownsville	Brownwood	Bryan
Library Collection					
Books & serials - titles	22,340	23,919	117,485	.	122,842
Books & serials - items	26,733	28,175	144,614	73,853	151,141
Books & serials - items per capita	2.54	2.13	1.10	2.15	1.24
Uncataloged paperbacks - items	1,000	2,250	0	4,200	20,453
Government documents - items	0	2	5,640	0	0
Microforms - items	4,950	24	590,284	192	2,025
Audio materials - items	454	690	1,196	200	2,430
Films - items	0	72	0	99	0
Video materials - items	387	43	343	0	899
Machine readable materials - items	35	87	0	0	43
Other library materials - items	2	47	0	0	1,353
Total collection - titles	24,213	26,586	125,283	.	144,760
Total collection - items	33,561	31,390	742,077	78,544	178,344
Total collection - items per capita	3.19	2.37	5.63	2.29	1.46
Current subscriptions	58	92	2,157	76	445
Subscription per 1,000 population	5.51	6.96	16.37	2.21	3.65
Local Library Services					
Total library circulation	63,503	61,575	92,089	86,235	421,935
Circulations per capita	6.03	4.66	0.70	2.51	3.46
Circulations per paid staff member	23,092	12,315	3,832	14,373	18,148
Circulations per hour (overlapping)	31	24	20	33	80
Circulations per library visit	1.73	4.93	0.16	0.25	1.57
Standard loan period (days)	14	21	21	14	21
Collection turnover rate	1.89	1.96	0.12	1.10	2.37
Reference transactions	6,744	2,703	29,604	3,000	30,653
Reference transactions per capita	0.64	0.20	0.22	0.09	0.25
Library program attendance	1,044	1,126	6,418	500	13,800
Program attendance per capita	0.10	0.09	0.05	0.01	0.11
Number of library visits	36,812	12,500	579,336	342,500	268,968
Library visits per capita	3.50	0.95	4.40	9.96	2.21
Hours per week (non-overlapping)	40	51	90	51	64
Hours per week (overlapping)	39	49	90	50	101
Staffing (FTEs)					
Librarians with ALA-MLS	0.75	0.00	5.63	1.00	8.00
Other librarians	0.00	1.00	0.00	1.00	1.00
Other paid staff	2.00	4.00	18.40	4.00	14.25
Total paid staff	2.75	5.00	24.03	6.00	23.25
Population per ALA-MLS	14,039	.	23,411	34,371	15,233
Population per total paid staff	3,829	2,644	5,485	5,729	5,241
Head librarian's salary (\$)	16,995	18,333	36,459	22,260	42,600
Head librarian - hours per week	30	40	37	40	40
Total volunteer hours	1,352	0	144	0	1,316
Facilities					
Main library - square footage	8,270	7,056	48,292	9,347	24,500
Main + branches - square footage	8,270	7,056	48,292	9,347	28,500
Square footage per capita	0.79	0.53	0.37	0.27	0.23

Statistics by Library - 1991 (part 1)

City System	Buda CTLS	Buffalo CTLS	Bulverde SAALS	Buna HALS	Burkburnett NTLS
County	Hays	Leon	Comal	Jasper	Wichita
Legal establishment	City	City	Non-profit	Non-profit	City
Membership status (SFY 1993)	Member	Member	Member	Member	Member
Population served	2,503	1,555	4,638	8,192	10,145
Number of branches	0	0	0	0	0
Number of bookmobiles	0	0	0	0	0
Number of public service outlets	1	0	0	0	0
Expenditures (\$)					
Salaries and wages	10,631	8,770	6,020	7,400	44,086
Employee benefits	3,083	0	793	0	12,277
Subtotal: wages and benefits	13,714	8,770	6,813	7,400	56,363
Print materials	3,488	1,060	438	1,236	10,875
Serial subscriptions	100	45	0	176	946
Microforms	0	0	0	0	459
Audiovisual materials	0	0	0	800	0
Other materials	0	0	0	0	0
Subtotal: library materials	3,588	1,105	438	2,212	12,280
Furniture and equipment	118	0	0	0	802
Other operating expenses	4,650	1,280	3,791	5,770	13,064
Subtotal: miscellaneous	4,768	1,280	3,791	5,770	13,866
Total direct expenditures	22,070	11,155	11,042	15,382	82,509
Indirect costs	0	0	0	0	0
Total operating expenditures	22,070	11,155	11,042	15,382	82,509
Salaries & wages per capita	4.25	5.64	1.30	0.90	4.35
Materials expend. per capita	1.43	0.71	0.09	0.27	1.21
Total operating expend. per capita	8.82	7.17	2.38	1.88	8.13
Capital Outlay	3,015	0	1,250	8,869	0
% of Total Operating Expenses					
- Wages & benefits	62%	79%	62%	48%	68%
- Library materials	16%	10%	4%	14%	15%
- Miscellaneous other	22%	11%	34%	38%	17%
- Indirect costs	0%	0%	0%	0%	0%
Income by source (\$)					
City	4,615	10,998	0	0	82,509
County	5,815	0	9,500	3,000	0
School district	0	0	0	3,000	0
Subtotal: local gov't income	10,430	10,998	9,500	6,000	82,509
Foundation and corporate grants	0	0	0	0	0
Federal LSCA funds	0	0	0	0	0
Other federal funds	0	0	0	0	0
State funds	0	0	0	0	0
Other local income	8,544	1,000	2,974	9,618	0
Subtotal: all other income	8,544	1,000	2,974	9,618	0
Total income	18,974	11,998	12,474	15,618	82,509
Local gov't income per capita	4.17	7.07	2.05	0.73	8.13
Total income per capita	7.58	7.72	2.69	1.91	8.13

	Buda	Buffalo	Bulverde	Buna	Burkburnett
Library Collection					
Books & serials - titles	9,540	7,430	10,569	20,214	21,570
Books & serials - items	9,873	7,580	10,737	22,209	21,615
Books & serials - items per capita	3.94	4.87	2.32	2.71	2.13
Uncataloged paperbacks - items	1,391	1,620	0	2,898	867
Government documents - items	0	30	0	0	0
Microforms - items	498	0	0	0	70
Audio materials - items	50	5	5	157	0
Films - items	0	0	0	0	0
Video materials - items	4	6	27	540	90
Machine readable materials - items	0	0	0	0	0
Other library materials - items	0	0	197	121	0
Total collection - titles	11,483	9,091	10,797	23,560	22,546
Total collection - items	11,816	9,241	10,966	25,925	22,642
Total collection - items per capita	4.72	5.94	2.36	3.16	2.23
Current subscriptions	11	4	0	23	32
Subscription per 1,000 population	4.39	2.57	0.00	2.81	3.15
Local Library Services					
Total library circulation	17,645	2,515	6,012	30,473	33,594
Circulations per capita	7.05	1.62	1.30	3.72	3.31
Circulations per paid staff member	25,207	4,192	8,589	31,095	13,438
Circulations per hour (overlapping)	12	2	3	15	19
Circulations per library visit	2.02	5.47	1.12	1.47	1.51
Standard loan period (days)	21	14	14	14	14
Collection turnover rate	1.49	0.27	0.55	1.18	1.48
Reference transactions	523	25	120	1,300	5,565
Reference transactions per capita	0.21	0.02	0.03	0.16	0.55
Library program attendance	2,252	250	1,312	850	96
Program attendance per capita	0.90	0.16	0.28	0.10	0.01
Number of library visits	8,743	460	5,357	20,729	22,195
Library visits per capita	3.49	0.30	1.16	2.53	2.19
Hours per week (non-overlapping)	27	24	41	39	35
Hours per week (overlapping)	28	24	41	38	34
Staffing (FTEs)					
Librarians with ALA-MLS	0.00	0.00	0.00	0.00	1.00
Other librarians	0.70	0.60	0.70	0.98	1.00
Other paid staff	0.00	0.00	0.00	0.00	0.50
Total paid staff	0.70	0.60	0.70	0.98	2.50
Population per ALA-MLS					10,145
Population per total paid staff	3,576	2,592	6,626	8,359	4,058
Head librarian's salary (\$)	10,631	8,770	6,814	7,400	18,075
Head librarian - hours per week	28	24	28	39	40
Total volunteer hours	1,478	272	2,421	3,964	0
Facilities					
Main library - square footage	1,200	924	1,440	3,300	6,000
Main + branches - square footage	1,200	924	1,440	3,300	6,000
Square footage per capita	0.48	0.59	0.31	0.40	0.59

Statistics by Library - 1991 (part 1)

City	Burleson	Burnet	Caldwell	Cameron	Canadian
System	NTLS	CTLS	CTLS	CTLS	TPLS
County	Johnson	Burnet	Burleson	Milam	Hemphill
Legal establishment	City	County	City	Non-profit	County
Membership status (SFY 1993)	Member	Member	Member	Member	Member
Population served	16,113	22,677	3,181	11,839	3,720
Number of branches	0	4	0	0	0
Number of bookmobiles	0	0	0	0	0
Number of public service outlets	0	0	0	0	0
Expenditures (\$)					
Salaries and wages	93,920	153,909	18,122	22,068	55,241
Employee benefits	10,116	0	5,648	6,698	19,248
Subtotal: wages and benefits	104,036	153,909	23,770	28,766	74,489
Print materials	18,609	28,902	4,272	4,218	10,872
Serial subscriptions	3,713	3,090	269	677	1,342
Microforms	0	0	0	0	32
Audiovisual materials	1,706	5,546	0	0	585
Other materials	0	279	0	0	0
Subtotal: library materials	24,028	37,817	4,541	4,895	12,831
Furniture and equipment	0	5,976	385	0	0
Other operating expenses	13,981	50,809	10,118	7,419	22,520
Subtotal: miscellaneous	13,981	56,785	10,503	7,419	22,520
Total direct expenditures	142,045	248,511	38,814	41,080	109,840
Indirect costs	0	0	0	0	0
Total operating expenditures	142,045	248,511	38,814	41,080	109,840
Salaries & wages per capita	5.83	6.79	5.70	1.86	14.85
Materials expend. per capita	1.49	1.67	1.43	0.41	3.45
Total operating expend. per capita	8.82	10.96	12.20	3.47	29.53
Capital Outlay	1,596	22,913	0	0	5,000
% of Total Operating Expenses					
- Wages & benefits	73%	62%	61%	70%	68%
- Library materials	17%	15%	12%	12%	12%
- Miscellaneous other	10%	23%	27%	18%	21%
- Indirect costs	0%	0%	0%	0%	0%
Income by source (\$)					
City	142,045	21,430	37,454	33,190	4,000
County	0	187,409	0	4,000	94,529
School district	0	0	0	0	0
Subtotal: local gov't income	142,045	208,839	37,454	37,190	98,529
Foundation and corporate grants	0	0	0	0	0
Federal LSCA funds	0	0	0	0	0
Other federal funds	0	0	0	0	0
State funds	0	0	0	0	0
Other local income	0	42,448	1,361	3,890	16,311
Subtotal: all other income	0	42,448	1,361	3,890	16,311
Total income	142,045	251,287	38,815	41,080	114,840
Local gov't income per capita	8.82	9.21	11.77	3.14	26.49
Total income per capita	8.82	11.08	12.20	3.47	30.87

	Burleson	Burnet	Caldwell	Cameron	Canadian
Library Collection					
Books & serials - titles	23,500	54,663	14,660	31,850	30,336
Books & serials - items	26,029	72,884	14,675	31,900	33,379
Books & serials - items per capita	1.62	3.21	4.61	2.69	8.97
Uncataloged paperbacks - items	2,600	8,100	1,840	1,100	.
Government documents - items	0	0	0	0	0
Microforms - items	34	182	0	0	130
Audio materials - items	555	916	1	0	1,861
Films - items	0	1	0	0	10
Video materials - items	1,050	794	1	11	208
Machine readable materials - items	0	254	0	0	0
Other library materials - items	0	796	0	0	347
Total collection - titles	27,660	64,546	16,502	32,961	32,597
Total collection - items	30,268	83,927	16,517	33,011	35,935
Total collection - items per capita	1.88	3.70	5.19	2.79	9.66
Current subscriptions	75	103	15	39	72
Subscription per 1,000 population	4.65	4.54	4.72	3.29	19.35
Local Library Services					
Total library circulation	120,662	194,947	18,752	20,608	44,079
Circulations per capita	7.49	8.60	5.90	1.74	11.85
Circulations per paid staff member	24,132	16,864	11,794	10,962	12,244
Circulations per hour (overlapping)	54	32	9	11	19
Circulations per library visit	1.17	1.80	2.79	11.42	4.51
Standard loan period (days)	14	14	14	14	14
Collection turnover rate	3.99	2.32	1.14	0.62	1.23
Reference transactions	20,000	27,565	1,192	130	1,875
Reference transactions per capita	1.24	1.22	0.37	0.01	0.50
Library program attendance	14,997	12,932	585	97	2,135
Program attendance per capita	0.93	0.57	0.18	0.01	0.57
Number of library visits	103,113	108,154	6,720	1,805	9,780
Library visits per capita	6.40	4.77	2.11	0.15	2.63
Hours per week (non-overlapping)	45	43	39	39	47
Hours per week (overlapping)	43	118	38	37	46
Staffing (FTEs)					
Librarians with ALA-MLS	1.00	0.00	0.00	0.00	0.00
Other librarians	0.00	3.90	0.75	0.75	1.00
Other paid staff	4.00	7.66	0.84	1.13	2.60
Total paid staff	5.00	11.56	1.59	1.88	3.60
Population per ALA-MLS	16,113
Population per total paid staff	3,223	1,962	2,001	6,297	1,033
Head librarian's salary (\$)	27,500	22,832	8,268	8,946	19,453
Head librarian - hours per week	40	40	30	30	40
Total volunteer hours	625	3,593	158	0	16
Facilities					
Main library - square footage	5,000	10,231	1,672	4,128	5,862
Main + branches - square footage	5,000	16,001	1,672	4,128	5,862
Square footage per capita	0.31	0.71	0.53	0.35	1.58

Statistics by Library - 1991 (part 1)

City	Canton	Canyon	Canyon Lake	Carrizo Springs	Carrollton
System	NETLS	TPLS	SAALS	SAALS	NETLS
County	Van Zandt	Randall	Comal	Dimmit	Dallas
Legal establishment	County	City	Non-profit	County	City
Membership status (SFY 1993)	Member	Member	Member	Member	Member
Population served	32,866	11,365	7,078	10,433	90,020
Number of branches	0	0	0	0	0
Number of bookmobiles	0	0	0	0	0
Number of public service outlets	1	0	0	0	0
Expenditures (\$)					
Salaries and wages	51,248	21,106	16,460	37,343	612,332
Employee benefits	14,748	1,679	1,207	4,160	151,421
Subtotal: wages and benefits	65,996	22,785	17,667	41,503	763,753
Print materials	14,844	7,422	4,278	3,901	121,994
Serial subscriptions	792	558	366	500	20,000
Microforms	0	0	0	0	5,000
Audiovisual materials	0	682	0	252	14,000
Other materials	0	0	0	400	0
Subtotal: library materials	15,636	8,662	4,644	5,053	160,994
Furniture and equipment	3,789	1,000	0	2,410	12,896
Other operating expenses	6,073	4,841	7,003	10,761	191,458
Subtotal: miscellaneous	9,862	5,841	7,003	13,171	204,354
Total direct expenditures	91,494	37,288	29,314	59,727	1,129,101
Indirect costs	0	0	0	0	0
Total operating expenditures	91,494	37,288	29,314	59,727	1,129,101
Salaries & wages per capita	1.56	1.86	2.33	3.58	6.80
Materials expend. per capita	0.48	0.76	0.66	0.48	1.79
Total operating expend. per capita	2.78	3.28	4.14	5.72	12.54
Capital Outlay	0	0	7,995	0	0
% of Total Operating Expenses					
- Wages & benefits	72%	61%	60%	69%	68%
- Library materials	17%	23%	16%	8%	14%
- Miscellaneous other	11%	16%	24%	22%	18%
- Indirect costs	0%	0%	0%	0%	0%
Income by source (\$)					
City	0	37,288	0	28,500	1,063,560
County	87,229	0	14,500	27,500	65,631
School district	0	0	0	0	0
Subtotal: local gov't income	87,229	37,288	14,500	56,000	1,129,191
Foundation and corporate grants	0	0	0	500	0
Federal LSCA funds	0	0	0	0	0
Other federal funds	0	0	0	0	0
State funds	0	0	0	0	0
Other local income	4,265	0	14,717	4,177	0
Subtotal: all other income	4,265	0	14,717	4,677	0
Total income	91,494	37,288	29,217	60,677	1,129,191
Local gov't income per capita	2.65	3.28	2.05	5.37	12.54
Total income per capita	2.78	3.28	4.13	5.82	12.54

	Canton	Canyon	Canyon Lake	Carrizo Springs	Carrollton
Library Collection					
Books & serials - titles	35,122	28,635	18,583	16,100	67,071
Books & serials - items	38,734	30,212	20,282	17,025	76,525
Books & serials - items per capita	1.18	2.66	2.87	1.63	0.85
Uncataloged paperbacks - items	3,647	834	3,000	3,250	1,950
Government documents - items	0	0	0	0	0
Microforms - items	529	0	0	0	69,788
Audio materials - items	423	550	430	76	2,380
Films - items	0	0	183	6	440
Video materials - items	109	2	21	20	2,620
Machine readable materials - items	5	0	0	0	0
Other library materials - items	103	8	108	0	18
Total collection - titles	39,589	29,954	22,102	19,423	74,505
Total collection - items	43,550	31,606	24,024	20,377	153,721
Total collection - items per capita	1.33	2.78	3.39	1.95	1.71
Current subscriptions	60	31	20	33	170
Subscription per 1,000 population	1.83	2.73	2.83	3.16	1.89
Local Library Services					
Total library circulation	54,678	30,532	25,858	20,920	485,141
Circulations per capita	1.66	2.69	3.65	2.01	5.39
Circulations per paid staff member	18,226	14,201	25,858	6,973	14,813
Circulations per hour (overlapping)	12	15	13	8	156
Circulations per library visit	2.19	1.64	1.98	1.11	1.01
Standard loan period (days)	14	14	14	21	21
Collection turnover rate	1.26	0.97	1.08	1.03	3.16
Reference transactions	2,000	241	236	2,150	39,887
Reference transactions per capita	0.06	0.02	0.03	0.21	0.44
Library program attendance	1,000	687	380	9,564	4,497
Program attendance per capita	0.03	0.06	0.05	0.92	0.05
Number of library visits	25,000	18,615	13,083	18,779	481,520
Library visits per capita	0.76	1.64	1.85	1.80	5.35
Hours per week (non-overlapping)	49	41	40	52	64
Hours per week (overlapping)	91	39	37	49	60
Staffing (FTEs)					
Librarians with ALA-MLS	1.00	0.00	0.00	0.00	7.00
Other librarians	0.00	0.89	0.75	1.00	1.00
Other paid staff	2.00	1.26	0.25	2.00	24.75
Total paid staff	3.00	2.15	1.00	3.00	32.75
Population per ALA-MLS	32,866	.	.	.	12,860
Population per total paid staff	10,955	5,286	7,078	3,478	2,749
Head librarian's salary (\$)	19,692	10,891	13,600	18,000	52,200
Head librarian - hours per week	40	35	30	40	40
Total volunteer hours	40	1,170	4,277	85	300
Facilities					
Main library - square footage	2,900	3,706	3,500	3,000	15,500
Main + branches - square footage	2,900	3,706	3,500	3,000	15,500
Square footage per capita	0.09	0.33	0.49	0.29	0.17

Statistics by Library - 1991 (part 1)

City System County Legal establishment Membership status (SFY 1993) Population served Number of branches Number of bookmobiles Number of public service outlets	Carthage NETLS Panoia County Member 22,035 0 0 0	Castroville SAALS Medina City Member 2,159 0 0 0	Cedar Hill NETLS Dallas City Member 19,976 0 0 0	Cedar Park CTLS Williamson City Member 5,161 0 0 0	Center HALS Shelby Non-profit Member 4,950 0 0 0	
Expenditures (\$)						
Salaries and wages	34,344	12,522	93,830	45,652	15,220	
Employee benefits	17,459	1,511	23,908	5,058	1,089	
Subtotal: wages and benefits	51,803	14,033	117,738	50,710	16,309	
Print materials	9,136	982	.	13,972	3,671	
Serial subscriptions	826	592	.	.	0	
Microforms	0	0	0	0	0	
Audiovisual materials	4,289	641	0	0	0	
Other materials	0	0	0	0	1,328	
Subtotal: library materials	14,251	2,215	0	13,972	4,999	
Furniture and equipment	0	0	1,155	0	1,370	
Other operating expenses	7,858	993	36,479	20,776	7,587	
Subtotal: miscellaneous	7,858	993	37,634	20,776	8,957	
Total direct expenditures	73,912	17,241	155,372	85,458	30,265	
Indirect costs	0	0	0	0	0	
Total operating expenditures	73,912	17,241	155,372	85,458	30,265	
Salaries & wages per capita	1.56	5.80	4.70	8.85	3.07	
Materials expend. per capita	0.65	1.03	1.50	2.71	1.01	
Total operating expend. per capita	3.35	7.99	9.28	16.56	6.11	
Capital Outlay	0	500	0	3,000	0	
% of Total Operating Expenses						
- Wages & benefits	70%	81%	64%	59%	54%	
- Library materials	19%	13%	16%	16%	17%	
- Miscellaneous other	11%	6%	20%	24%	30%	
- Indirect costs	0%	0%	0%	0%	0%	
Income by source (\$)						
City	34,525	14,948	182,134	85,737	16,433	
County	29,167	0	0	0	0	
School district	0	0	0	0	0	
Subtotal: local gov't income	63,692	14,948	182,134	85,737	16,433	
Foundation and corporate grants	0	0	0	3,775	0	
Federal LSCA funds	0	0	2,269	0	0	
Other federal funds	0	0	0	0	0	
State funds	0	0	2,956	0	0	
Other local income	11,722	2,293	8,541	0	13,832	
Subtotal: all other income	11,722	2,293	13,766	3,775	13,832	
Total income	75,414	17,241	205,900	89,512	30,265	
Local gov't income per capita	2.89	6.92	9.12	16.61	3.32	
Total income per capita	3.42	7.99	9.81	17.34	6.11	

	Carthage	Castroville	Cedar Hill	Cedar Park	Center
Library Collection					
Books & serials - titles	42,393	9,650	28,930	16,490	10,201
Books & serials - items	42,693	10,462	30,250	16,800	10,812
Books & serials - items per capita	1.94	4.85	1.51	3.26	2.18
Uncataloged paperbacks - items	0	850	4,545	2,690	4,351
Government documents - items	159	0	0	0	0
Microforms - items	159	106	6,885	0	0
Audio materials - items	671	37	295	0	0
Films - items	0	0	0	0	21
Video materials - items	582	110	455	67	163
Machine readable materials - items	0	0	1	0	0
Other library materials - items	0	177	0	0	0
Total collection - titles	43,949	10,830	33,853	19,217	14,736
Total collection - items	44,264	11,742	52,431	19,557	15,347
Total collection - items per capita	2.01	5.44	2.62	3.79	3.10
Current subscriptions	57	26	55	67	32
Subscription per 1,000 population	2.59	12.04	2.75	12.98	6.46
Local Library Services					
Total library circulation	78,266	22,579	86,363	47,221	29,633
Circulations per capita	3.55	10.46	4.32	9.15	5.99
Circulations per paid staff member	26,089	22,579	17,273	15,740	14,817
Circulations per hour (overlapping)	32	14	35	20	15
Circulations per library visit	1.73	1.82	0.99	2.08	1.55
Standard loan period (days)	14	14	14	14	14
Collection turnover rate	1.77	1.92	1.65	2.41	1.93
Reference transactions	24,506	1,992	9,718	4,500	502
Reference transactions per capita	1.11	0.92	0.49	0.87	0.10
Library program attendance	1,434	894	2,606	3,710	112
Program attendance per capita	0.07	0.41	0.13	0.72	0.02
Number of library visits	45,133	12,394	87,340	22,724	19,149
Library visits per capita	2.05	5.74	4.37	4.40	3.87
Hours per week (non-overlapping)	48	30	48	47	40
Hours per week (overlapping)	47	30	47	45	37
Staffing (FTEs)					
Librarians with ALA-MLS	0.00	0.00	1.00	1.00	0.00
Other librarians	1.00	1.00	1.00	0.00	1.00
Other paid staff	2.00	0.00	3.00	2.00	1.00
Total paid staff	3.00	1.00	5.00	3.00	2.00
Population per ALA-MLS	.	.	19,976	5,161	.
Population per total paid staff	7,345	2,159	3,995	1,720	2,475
Head librarian's salary (\$)	23,242	14,033	35,290	26,193	9,600
Head librarian - hours per week	40	40	40	40	40
Total volunteer hours	3,658	205	2,145	0	1,000
Facilities					
Main library - square footage	4,200	3,000	10,800	7,300	0
Main + branches - square footage	4,200	3,000	10,800	7,300	0
Square footage per capita	0.19	1.39	0.54	1.41	0.00

Statistics by Library - 1991 (part 1)

City	Centerville	Charlotte	Chico	Childress	Cisco
System	CTLS	SAALS	NTLS	TPLS	BCLS
County	Leon	Atascosa	Wise	Childress	Eastland
Legal establishment	Unknown	City	Non-profit	Non-profit	Non-profit
Membership status (SFY 1993)	Non-member	Member	Member	Member	Non-member
Population served	11,110	2,575	2,352	5,953	9,396
Number of branches	0	0	0	0	0
Number of bookmobiles	0	0	0	0	0
Number of public service outlets	1	0	0	0	0
Expenditures (\$)					
Salaries and wages	1,740	6,199	1,200	7,667	2,157
Employee benefits	0	1,370	0	0	455
Subtotal: wages and benefits	1,740	7,569	1,200	7,667	2,612
Print materials	0	2,060	2,536	1,581	694
Serial subscriptions	0	19	60	150	0
Microforms	0	0	0	0	0
Audiovisual materials	0	624	762	0	0
Other materials	0	0	0	0	0
Subtotal: library materials	0	2,703	3,358	1,731	694
Furniture and equipment	0	539	87	0	0
Other operating expenses	3,332	4,246	384	7,305	1,845
Subtotal: miscellaneous	3,332	4,785	471	7,305	1,845
Total direct expenditures	5,072	15,057	5,029	16,703	5,151
Indirect costs	0	0	0	0	0
Total operating expenditures	5,072	15,057	5,029	16,703	5,151
Salaries & wages per capita	0.16	2.41	0.51	1.29	0.23
Materials expend. per capita	0.00	1.05	1.43	0.29	0.07
Total operating expend. per capita	0.46	5.85	2.14	2.81	0.55
Capital Outlay	0	0	0	0	0
% of Total Operating Expenses					
- Wages & benefits	34%	50%	24%	46%	51%
- Library materials	0%	18%	67%	10%	13%
- Miscellaneous other	66%	32%	9%	44%	36%
- Indirect costs	0%	0%	0%	0%	0%
Income by source (\$)					
City	0	10,873	1,500	4,000	1,900
County	918	4,184	2,900	3,250	300
School district	0	0	0	0	0
Subtotal: local gov't income	918	15,057	4,400	7,250	2,200
Foundation and corporate grants	0	0	0	0	0
Federal LSCA funds	0	0	0	0	0
Other federal funds	0	0	0	286	0
State funds	0	0	0	0	0
Other local income	2,820	367	558	9,304	4,146
Subtotal: all other income	2,820	367	558	9,590	4,146
Total income	3,738	15,424	4,958	16,840	6,346
Local gov't income per capita	0.08	5.85	1.87	1.22	0.23
Total income per capita	0.34	5.99	2.11	2.83	0.68

	Centerville	Charlotte	Chico	Childress	Cisco
Library Collection					
Books & serials - titles	9,000	7,974	6,032	19,254	9,800
Books & serials - items	9,000	7,974	6,281	19,387	9,800
Books & serials - items per capita	0.81	3.10	2.67	3.26	1.04
Uncataloged paperbacks - items	2,500	6,800	600	1,200	2,000
Government documents - items	0	65	18	0	0
Microforms - items	0	534	314	0	0
Audio materials - items	0	37	12	731	0
Films - items	0	0	0	10	0
Video materials - items	0	160	233	32	0
Machine readable materials - items	0	11	43	0	0
Other library materials - items	0	0	47	0	0
Total collection - titles	11,500	15,581	7,004	21,227	11,800
Total collection - items	11,500	15,581	7,548	21,360	11,800
Total collection - items per capita	1.04	6.05	3.21	3.59	1.26
Current subscriptions	0	0	3	17	0
Subscription per 1,000 population	0.00	0.00	1.28	2.86	0.00
Local Library Services					
Total library circulation	.	2,676	8,071	13,889	5,608
Circulations per capita	.	1.04	3.43	2.33	0.60
Circulations per paid staff member	.	3,568	14,675	17,147	24,383
Circulations per hour (overlapping)	.	2	8	10	12
Circulations per library visit	.	0.58	2.01	1.27	3.12
Standard loan period (days)	14	14	14	14	14
Collection turnover rate	.	0.17	1.07	0.65	0.48
Reference transactions	.	26	180	400	400
Reference transactions per capita	.	0.01	0.08	0.07	0.04
Library program attendance	0	115	0	800	250
Program attendance per capita	0.00	0.04	0.00	0.13	0.03
Number of library visits	350	4,584	4,008	10,933	1,800
Library visits per capita	0.03	1.78	1.70	1.84	0.19
Hours per week (non-overlapping)	9	30	22	27	9
Hours per week (overlapping)	.	29	19	26	9
Staffing (FTEs)					
Librarians with ALA-MLS	0.00	0.00	0.00	0.00	0.00
Other librarians	0.23	0.75	0.55	0.63	0.23
Other paid staff	0.00	0.00	0.00	0.18	0.00
Total paid staff	0.23	0.75	0.55	0.81	0.23
Population per ALA-MLS
Population per total paid staff	48,304	3,433	4,276	7,349	40,852
Head librarian's salary (\$)	1,740	7,569	1,200	5,341	2,157
Head librarian - hours per week	9	30	22	25	9
Total volunteer hours	0	0	225	12	300
Facilities					
Main library - square footage	1,500	922	1,432	3,500	2,304
Main + branches - square footage	1,500	922	1,432	3,500	2,304
Square footage per capita	0.14	0.36	0.61	0.59	0.25

Statistics by Library - 1991 (part 1)

City	Clarendon	Clarksville	Claude	Cleburne	Cleveland
System	TPLS	NETLS	TPLS	NTLS	HALS
County	Donley	Red River	Armstrong	Johnson	Liberty
Legal establishment	City-county	County	Unknown	City	City
Membership status (SFY 1993)	Member	Non-member	Non-member	Member	Member
Population served	3,696	14,317	2,021	22,205	7,124
Number of branches	0	0	0	0	0
Number of bookmobiles	0	0	0	0	0
Number of public service outlets	4	0	0	0	0

Expenditures (\$)

Salaries and wages	17,446	23,208	1,680	101,315	45,494
Employee benefits	1,558	2,725	0	32,193	12,304
Subtotal: wages and benefits	19,004	25,933	1,680	133,508	57,798
Print materials	1,894	2,638	248	21,462	14,105
Serial subscriptions	505	645	14	3,833	895
Microforms	310	0	0	0	0
Audiovisual materials	33	351	0	970	0
Other materials	0	0	0	0	0
Subtotal: library materials	2,742	3,634	262	26,265	15,000
Furniture and equipment	297	190	0	1,720	0
Other operating expenses	12,653	8,737	332	17,938	65,903
Subtotal: miscellaneous	12,950	8,927	332	19,658	65,903
Total direct expenditures	34,696	38,494	2,274	179,431	138,701
Indirect costs	0	0	0	0	0
Total operating expenditures	34,696	38,494	2,274	179,431	138,701
Salaries & wages per capita	4.72	1.62	0.83	4.56	6.39
Materials expend. per capita	0.74	0.25	0.13	1.18	2.11
Total operating expend. per capita	9.39	2.69	1.13	8.08	19.47
Capital Outlay	0	0	0	0	0
% of Total Operating Expenses					
- Wages & benefits	55%	67%	74%	74%	42%
- Library materials	8%	9%	12%	15%	11%
- Miscellaneous other	37%	23%	15%	11%	48%
- Indirect costs	0%	0%	0%	0%	0%
Income by source (\$)					
City	14,961	3,000	420	191,981	138,701
County	14,961	22,963	2,303	0	0
School district	0	0	0	0	0
Subtotal: local gov't income	29,921	25,963	2,723	191,981	138,701
Foundation and corporate grants	0	0	0	0	0
Federal LSCA funds	0	0	0	0	0
Other federal funds	0	0	0	0	0
State funds	0	0	0	0	0
Other local income	2,388	21,216	199	0	0
Subtotal: all other income	2,388	21,216	199	0	0
Total income	32,309	47,179	2,922	191,981	138,701
Local gov't income per capita	8.10	1.81	1.35	8.65	19.47
Total income per capita	8.74	3.00	1.45	8.65	19.47

	Clarendon	Clarksville	Claude	Cleburne	Cleveland
Library Collection					
Books & serials - titles	19,000	33,285	3,487	43,323	39,354
Books & serials - items	20,000	33,430	3,674	43,664	39,614
Books & serials - items per capita	5.41	2.33	1.82	1.97	5.56
Uncataloged paperbacks - items	225	1,350	2,064	2,160	1,500
Government documents - items	0	0	0	0	0
Microforms - items	0	52	0	302	18
Audio materials - items	375	400	10	1,245	300
Films - items	0	125	0	.	50
Video materials - items	110	317	0	502	103
Machine readable materials - items	0	26	0	.	48
Other library materials - items	0	0	0	.	130
Total collection - titles	19,710	35,548	5,561	47,261	41,503
Total collection - items	20,710	35,700	5,748	47,873	41,763
Total collection - items per capita	5.60	2.49	2.84	2.16	5.86
Current subscriptions	50	40	0	142	45
Subscription per 1,000 population	13.53	2.79	0.00	6.39	6.32
Local Library Services					
Total library circulation	18,600	34,734	960	182,888	36,275
Circulations per capita	5.03	2.43	0.48	8.24	5.09
Circulations per paid staff member	10,333	17,367	3,200	30,481	10,364
Circulations per hour (overlapping)	9	21	2	76	18
Circulations per library visit	1.40	1.45	2.64	2.36	1.45
Standard loan period (days)	14	14	14	14	14
Collection turnover rate	0.90	0.97	0.17	3.82	0.87
Reference transactions	56	525	.	89,761	5,000
Reference transactions per capita	0.02	0.04	.	4.04	0.70
Library program attendance	765	650	45	2,516	1,500
Program attendance per capita	0.21	0.05	0.02	0.11	0.21
Number of library visits	13,253	23,888	363	77,505	25,000
Library visits per capita	3.59	1.67	0.18	3.49	3.51
Hours per week (non-overlapping)	39	33	12	48	41
Hours per week (overlapping)	38	31	11	46	40
Staffing (FTEs)					
Librarians with ALA-MLS	0.00	0.00	0.00	1.00	0.00
Other librarians	0.75	1.00	0.30	0.00	1.00
Other paid staff	1.05	1.00	0.00	5.00	2.50
Total paid staff	1.80	2.00	0.30	6.00	3.50
Population per ALA-MLS	.	.	.	22,205	.
Population per total paid staff	2,053	7,159	6,737	3,701	2,035
Head librarian's salary (\$)	10,503	13,545	1,680	28,409	19,388
Head librarian - hours per week	30	38	12	40	40
Total volunteer hours	15	1,495	50	1,764	208
Facilities					
Main library - square footage	5,400	5,600	0	7,752	6,000
Main + branches - square footage	5,400	5,600	0	7,752	6,000
Square footage per capita	1.46	0.39	0.00	0.35	0.84

Statistics by Library - 1991 (part 1)

City	Clyde	Coldspring	Coleman	Colorado City	Columbus
System	BCLS	HALS	BCLS	BCLS	HALS
County	Callahan	San Jacinto	Coleman	Mitchell	Colorado
Legal establishment	City	Non-profit	City	County	City
Membership status (SFY 1993)	Member	Member	Member	Member	Member
Population served	6,220	538	8,461	8,016	5,091
Number of branches	0	0	0	0	0
Number of bookmobiles	0	0	0	0	0
Number of public service outlets	0	0	0	0	0
Expenditures (\$)					
Salaries and wages	4,054	1,535	13,661	36,898	42,276
Employee benefits	60	799	2,628	11,054	10,508
Subtotal: wages and benefits	4,114	2,334	16,289	47,952	52,784
Print materials	942	1,325	3,754	9,565	9,646
Serial subscriptions	201	180	371	653	1,443
Microforms	0	0	0	0	0
Audiovisual materials	0	358	3,887	0	1,019
Other materials	0	0	28	0	788
Subtotal: library materials	1,143	1,863	8,040	10,218	12,896
Furniture and equipment	0	0	0	0	2,944
Other operating expenses	3,293	4,092	14,084	18,853	21,725
Subtotal: miscellaneous	3,293	4,092	14,084	18,853	24,669
Total direct expenditures	8,550	8,289	38,413	77,023	90,349
Indirect costs	0	0	0	0	0
Total operating expenditures	8,550	8,289	38,413	77,023	90,349
Salaries & wages per capita	0.65	2.85	1.61	4.60	8.30
Materials expend. per capita	0.18	3.46	0.95	1.27	2.53
Total operating expend. per capita	1.37	15.41	4.54	9.61	17.75
Capital Outlay	0	0	4,312	0	0
% of Total Operating Expenses					
- Wages & benefits	48%	28%	42%	62%	58%
- Library materials	13%	22%	21%	13%	14%
- Miscellaneous other	39%	49%	37%	24%	27%
- Indirect costs	0%	0%	0%	0%	0%
Income by source (\$)					
City	4,800	2,500	31,957	0	67,428
County	1,600	0	750	77,023	4,804
School district	0	0	0	0	0
Subtotal: local gov't income	6,400	2,500	32,707	77,023	72,232
Foundation and corporate grants	5,000	0	6,029	0	0
Federal LSCA funds	0	0	0	0	0
Other federal funds	0	0	0	0	0
State funds	0	0	0	0	0
Other local income	2,150	10,035	1,973	0	18,117
Subtotal: all other income	7,150	10,035	8,002	0	18,117
Total income	13,550	12,535	40,709	77,023	90,349
Local gov't income per capita	1.03	4.65	3.87	9.61	14.19
Total income per capita	2.18	23.30	4.81	9.61	17.75

	Clyde	Coldspring	Coleman	Colorado City	Columbus
Library Collection					
Books & serials - titles	10,075	10,654	22,550	39,900	22,376
Books & serials - items	10,200	10,943	23,476	43,233	24,293
Books & serials - items per capita	1.64	20.34	2.77	5.39	4.77
Uncataloged paperbacks - items	5,200	2,471	1,800	900	1,490
Government documents - items	14	0	0	0	0
Microforms - items	0	0	84	45	596
Audio materials - items	18	172	28	300	281
Films - items	0	0	0	0	1
Video materials - items	7	101	591	5	209
Machine readable materials - items	7	0	21	10	0
Other library materials - items	6	0	15	37	605
Total collection - titles	15,327	13,394	24,963	41,153	24,691
Total collection - items	15,452	13,687	26,015	44,530	27,475
Total collection - items per capita	2.48	25.44	3.07	5.56	5.40
Current subscriptions	15	8	11	24	41
Subscription per 1,000 population	2.41	14.87	1.30	2.99	8.05
Local Library Services					
Total library circulation	8,600	10,894	31,816	33,946	43,825
Circulations per capita	1.38	20.25	3.76	4.23	8.61
Circulations per paid staff member	17,200	21,788	21,211	13,056	14,608
Circulations per hour (overlapping)	8	7	21	16	18
Circulations per library visit	1.54	1.38	1.75	2.25	2.19
Standard loan period (days)	14	14	14	14	14
Collection turnover rate	0.56	0.80	1.22	0.76	1.60
Reference transactions	102	12	1,716	1,300	1,612
Reference transactions per capita	0.02	0.02	0.20	0.16	0.32
Library program attendance	454	670	1,126	540	2,418
Program attendance per capita	0.07	1.25	0.13	0.07	0.47
Number of library visits	5,573	7,876	18,135	15,100	20,000
Library visits per capita	0.90	14.64	2.14	1.88	3.93
Hours per week (non-overlapping)	20	32	30	42	49
Hours per week (overlapping)	20	31	29	40	47
Staffing (FTEs)					
Librarians with ALA-MLS	0.00	0.00	0.00	0.00	0.00
Other librarians	0.50	0.50	0.70	1.00	2.00
Other paid staff	0.00	0.00	0.80	1.60	1.00
Total paid staff	0.50	0.50	1.50	2.60	3.00
Population per ALA-MLS
Population per total paid staff	12,142	1,076	5,641	3,083	1,697
Head librarian's salary (\$)	4,054	5	10,030	16,796	16,900
Head librarian - hours per week	20	20	28	40	40
Total volunteer hours	2,807	3,000	1,156	754	100
Facilities					
Main library - square footage	0	1,954	50,000	6,448	9,420
Main + branches - square footage	0	1,954	50,000	6,448	9,420
Square footage per capita	0.00	3.63	5.91	0.80	1.85

Statistics by Library - 1991 (part 1)

City	Comanche	Comfort	Commerce	Conroe	Cooper
System	BCLS	SAALS	NETLS	HALS	NETLS
County	Comanche	Kendall	Hunt	Montgomery	Delta
Legal establishment	County	FLS	Non-profit	County	Non-profit
Membership status (SFY 1993)	Member	Member	Member	Member	Member
Population served	8,712	5,950	13,034	181,454	4,857
Number of branches	0	0	0	5	0
Number of bookmobiles	0	0	0	0	0
Number of public service outlets	0	0	0	0	0
Expenditures (\$)					
Salaries and wages	29,645	13,776	38,735	751,937	10,040
Employee benefits	6,604	1,159	3,054	185,368	2,117
Subtotal: wages and benefits	36,249	14,935	41,789	937,305	12,157
Print materials	9,391	6,288	8,353	187,505	417
Serial subscriptions	1,102	777	168	28,124	618
Microforms	452	0	713	0	0
Audiovisual materials	0	521	120	16,829	0
Other materials	85	0	433	0	88
Subtotal: library materials	11,430	7,586	9,787	232,458	1,123
Furniture and equipment	0	613	942	5,252	872
Other operating expenses	5,569	8,059	3,177	136,041	5,312
Subtotal: miscellaneous	5,569	8,672	4,119	141,293	6,184
Total direct expenditures	53,248	31,193	55,695	1,311,056	19,464
Indirect costs	0	0	0	0	0
Total operating expenditures	53,248	31,193	55,695	1,311,056	19,464
Salaries & wages per capita	3.40	2.32	2.97	4.14	2.07
Materials expend. per capita	1.31	1.28	0.75	1.28	0.23
Total operating expend. per capita	6.11	5.24	4.27	7.23	4.01
Capital Outlay	0	0	0	0	585
% of Total Operating Expenses					
- Wages & benefits	68%	48%	75%	71%	62%
- Library materials	21%	24%	18%	18%	6%
- Miscellaneous other	10%	28%	7%	11%	32%
- Indirect costs	0%	0%	0%	0%	0%
Income by source (\$)					
City	26,334	0	43,423	0	2,000
County	26,334	20,460	3,000	1,316,014	5,000
School district	0	0	0	0	0
Subtotal: local gov't income	52,668	20,460	46,423	1,316,014	7,000
Foundation and corporate grants	0	0	0	0	0
Federal LSCA funds	0	0	0	0	0
Other federal funds	0	0	0	0	0
State funds	0	0	0	0	0
Other local income	0	15,375	7,683	4,915	12,465
Subtotal: all other income	0	15,375	7,683	4,915	12,465
Total income	52,668	35,835	54,106	1,320,929	19,465
Local gov't income per capita	6.05	3.44	3.56	7.25	1.44
Total income per capita	6.05	6.02	4.15	7.28	4.01

	Comanche	Comfort	Commerce	Conroe	Cooper
Library Collection					
Books & serials - titles	19,535	15,567	26,302	113,472	16,520
Books & serials - items	21,415	15,785	28,338	194,549	17,474
Books & serials - items per capita	2.46	2.65	2.17	1.07	3.60
Uncataloged paperbacks - items	1,700	1,590	3,250	10,000	3,393
Government documents - items	0	0	0	0	19
Microforms - items	1,016	36	89	7,812	75
Audio materials - items	30	91	697	3,262	55
Films - items	0	2	0	0	0
Video materials - items	0	72	123	585	215
Machine readable materials - items	0	0	0	0	0
Other library materials - items	1,013	0	0	0	0
Total collection - titles	22,084	17,329	30,373	127,519	20,277
Total collection - items	25,174	17,576	32,497	216,208	21,231
Total collection - items per capita	2.89	2.95	2.49	1.19	4.37
Current subscriptions	50	56	7	758	26
Subscription per 1,000 population	5.74	9.41	0.54	4.18	5.35
Local Library Services					
Total library circulation	19,063	14,944	19,740	573,117	14,367
Circulations per capita	2.19	2.51	1.51	3.16	2.96
Circulations per paid staff member	8,288	14,944	5,088	11,625	11,680
Circulations per hour (overlapping)	11	11	10	41	8
Circulations per library visit	2.72	0.97	2.47	1.43	1.37
Standard loan period (days)	14	14	14	21	21
Collection turnover rate	0.76	0.85	0.61	2.65	0.68
Reference transactions	4,060	1,234	850	135,934	1,000
Reference transactions per capita	0.47	0.21	0.07	0.75	0.21
Library program attendance	500	1,490	1,450	26,207	2,888
Program attendance per capita	0.06	0.25	0.11	0.14	0.59
Number of library visits	7,000	15,412	8,000	400,000	10,498
Library visits per capita	0.80	2.59	0.61	2.20	2.16
Hours per week (non-overlapping)	35	28	43	60	33
Hours per week (overlapping)	34	27	39	272	33
Staffing (FTEs)					
Librarians with ALA-MLS	0.00	0.00	0.00	10.00	0.00
Other librarians	1.00	0.70	1.38	3.00	0.63
Other paid staff	1.30	0.30	2.50	36.30	0.60
Total paid staff	2.30	1.00	3.88	49.30	1.23
Population per ALA-MLS				18,145	
Population per total paid staff	3,788	5,950	3,359	3,681	3,949
Head librarian's salary (\$)	15,570	11,800	13,800	38,156	6,500
Head librarian - hours per week	40	28	35	40	25
Total volunteer hours	0	2,833	1,000	9,452	438
Facilities					
Main library - square footage	4,500	4,600	9,320	20,570	3,376
Main + branches - square footage	4,500	4,600	9,320	38,870	3,376
Square footage per capita	0.52	0.77	0.72	0.21	0.70

Statistics by Library - 1991 (part 1)

City	Coppell	Copperas Cove	Corpus Christi	Corrigan	Corsicana
System	NETLS	CTLS	STLS	HALS	NETLS
County	Dallas	Coryell	Nueces	Polk	Navarro
Legal establishment	City	City	City	City	City
Membership status (SFY 1993)	Member	Member	Member	Member	Member
Population served	17,295	24,079	257,453	7,981	39,926
Number of branches	0	0	5	0	0
Number of bookmobiles	0	0	0	0	0
Number of public service outlets	0	0	0	0	0

Expenditures (\$)

Salaries and wages	196,354	109,739	1,244,907	28,968	96,076
Employee benefits	26,939	24,380	216,947	3,345	21,655
Subtotal: wages and benefits	223,293	134,119	1,461,854	32,313	117,731
Print materials	33,744	25,744	485,127	10,405	39,652
Serial subscriptions	5,707	4,667	35,629	1,109	9,254
Microforms	3,188	0	0	0	0
Audiovisual materials	2,180	317	0	1,514	997
Other materials	640	0	0	0	0
Subtotal: library materials	45,459	30,728	520,756	13,028	49,903
Furniture and equipment	679	1,278	2,685	0	0
Other operating expenses	10,465	19,723	517,627	15,396	54,812
Subtotal: miscellaneous	11,144	21,001	520,312	15,396	54,812
Total direct expenditures	279,896	185,848	2,502,922	60,737	222,446
Indirect costs	0	0	0	0	0
Total operating expenditures	279,896	185,848	2,502,922	60,737	222,446
Salaries & wages per capita	11.35	4.56	4.84	3.63	2.41
Materials expend. per capita	2.63	1.28	2.02	1.63	1.25
Total operating expend. per capita	16.18	7.72	9.72	7.61	5.57
Capital Outlay	0	0	373,247	10,470	0
% of Total Operating Expenses					
- Wages & benefits	80%	72%	58%	53%	53%
- Library materials	16%	17%	21%	21%	22%
- Miscellaneous other	4%	11%	21%	25%	25%
- Indirect costs	0%	0%	0%	0%	0%

Income by source (\$)

City	268,097	179,787	2,100,600	55,039	189,946
County	8,767	0	0	3,780	32,500
School district	0	0	0	0	0
Subtotal: local gov't income	276,864	179,787	2,100,600	58,819	222,446
Foundation and corporate grants	0	0	6,513	0	0
Federal LSCA funds	0	0	24,884	0	0
Other federal funds	0	0	15,000	0	0
State funds	0	0	0	0	0
Other local income	3,032	6,061	23,220	3,097	0
Subtotal: all other income	3,032	6,061	69,617	3,097	0
Total income	279,896	185,848	2,170,217	61,916	222,446
Local gov't income per capita	16.01	7.47	8.16	7.37	5.57
Total income per capita	16.18	7.72	8.43	7.76	5.57

	Coppell	Copperas Cove	Corpus Christi	Corrigan	Corsicana
Library Collection					
Books & serials - titles	30,064	30,480	138,000	23,350	50,505
Books & serials - items	32,064	32,744	314,444	24,590	63,520
Books & serials - items per capita	1.85	1.36	1.22	3.08	1.59
Uncataloged paperbacks - items	2,799	4,000	15,000	1,875	5,000
Government documents - items	.	0	1,912	0	0
Microforms - items	1,285	820	24,369	25	198
Audio materials - items	402	549	4,250	870	997
Films - items	62	0	0	0	0
Video materials - items	967	134	1,003	877	404
Machine readable materials - items	.	0	285	0	149
Other library materials - items	12	890	1,170	266	0
Total collection - titles	35,483	35,723	148,290	27,433	67,212
Total collection - items	37,591	39,137	362,433	28,503	70,268
Total collection - items per capita	2.17	1.63	1.41	3.57	1.76
Current subscriptions	122	116	608	45	121
Subscription per 1,000 population	7.05	4.82	2.35	5.64	3.03
Local Library Services					
Total library circulation	146,038	117,975	1,153,718	30,854	109,001
Circulations per capita	8.44	4.90	4.48	3.87	2.73
Circulations per paid staff member	16,981	16,854	18,459	12,342	19,818
Circulations per hour (overlapping)	57	47	83	15	43
Circulations per library visit	4.06	1.80	1.54	1.36	1.78
Standard loan period (days)	14	14	14	14	21
Collection turnover rate	3.88	3.01	3.18	1.08	1.55
Reference transactions	4,106	7,513	363,850	2,803	12,453
Reference transactions per capita	0.24	0.31	1.41	0.35	0.31
Library program attendance	6,067	1,405	30,307	2,446	1,061
Program attendance per capita	0.35	0.06	0.12	0.31	0.03
Number of library visits	36,000	65,676	750,000	22,624	61,213
Library visits per capita	2.08	2.73	2.91	2.83	1.53
Hours per week (non-overlapping)	51	52	70	40	50
Hours per week (overlapping)	49	49	269	38	49
Staffing (FTEs)					
Librarians with ALA-MLS	3.00	1.00	15.00	0.00	2.00
Other librarians	1.00	1.00	3.00	1.00	0.00
Other paid staff	4.60	5.00	44.50	1.50	3.50
Total paid staff	8.60	7.00	62.50	2.50	5.50
Population per ALA-MLS	5,765	24,079	17,164	.	19,963
Population per total paid staff	2,011	3,440	4,119	3,192	7,259
Head librarian's salary (\$)	41,743	27,000	53,700	15,652	33,000
Head librarian - hours per week	40	40	40	40	40
Total volunteer hours	355	750	3,265	232	642
Facilities					
Main library - square footage	5,890	6,000	55,000	5,400	15,000
Main + branches - square footage	5,890	6,000	87,100	5,400	15,000
Square footage per capita	0.34	0.25	0.34	0.68	0.38

Statistics by Library - 1991 (part 1)

City System	Cotulla SAALS	Crane WTLS	Crockett HALS	Crosbyton WTLS	Cross Plains BCLS
County	La Salle	Crane	Houston	Crosby	Callahan
Legal establishment	City	County	City	County	Non-profit
Membership status (SFY 1993)	Member	Member	Member	Member	Member
Population served	5,254	4,652	7,024	7,304	2,203
Number of branches	0	0	0	2	0
Number of bookmobiles	0	0	0	0	0
Number of public service outlets	0	0	0	0	0
Expenditures (\$)					
Salaries and wages	6,628	55,890	40,880	24,452	4,200
Employee benefits	507	20,569	13,579	2,395	321
Subtotal: wages and benefits	7,135	76,459	54,459	26,847	4,521
Print materials	2,012	9,502	24,607	9,212	1,014
Serial subscriptions	20	2,729	0	75	137
Microforms	0	0	0	0	0
Audiovisual materials	80	998	0	0	0
Other materials	0	0	0	0	0
Subtotal: library materials	2,112	13,229	24,607	9,287	1,151
Furniture and equipment	833	1,787	2,252	600	1,095
Other operating expenses	8,434	50,187	5,421	0	2,515
Subtotal: miscellaneous	9,267	51,974	7,673	600	3,610
Total direct expenditures	18,514	141,662	86,739	36,734	9,282
Indirect costs	0	0	0	0	0
Total operating expenditures	18,514	141,662	86,739	36,734	9,282
Salaries & wages per capita	1.26	12.01	5.82	3.35	1.91
Materials expend. per capita	0.40	2.84	3.50	1.27	0.52
Total operating expend. per capita	3.52	30.45	12.35	5.03	4.21
Capital Outlay	1,843	1,196	0	0	0
% of Total Operating Expenses					
- Wages & benefits	39%	54%	63%	73%	49%
- Library materials	11%	9%	28%	25%	12%
- Miscellaneous other	50%	37%	9%	2%	39%
- Indirect costs	0%	0%	0%	0%	0%
Income by source (\$)					
City	7,380	0	64,895	0	1,000
County	7,800	140,620	0	29,969	1,600
School district	0	0	0	0	0
Subtotal: local gov't income	15,180	140,620	64,895	29,969	2,600
Foundation and corporate grants	0	0	0	0	0
Federal LSCA funds	0	0	0	0	0
Other federal funds	0	0	0	0	0
State funds	0	0	0	0	0
Other local income	3,819	1,042	14,720	6,765	5,120
Subtotal: all other income	3,819	1,042	14,720	6,765	5,120
Total income	18,999	141,662	79,615	36,734	7,720
Local gov't income per capita	2.89	30.23	9.24	4.10	1.18
Total income per capita	3.62	30.45	11.33	5.03	3.50

	Cotulla	Crane	Crockett	Crosbyton	Cross Plains
Library Collection					
Books & serials - titles	12,382	25,592	96,095	26,084	8,911
Books & serials - items	12,949	25,936	96,146	26,100	8,939
Books & serials - items per capita	2.46	5.58	13.69	3.57	4.06
Uncataloged paperbacks - items	2,390	2,435	12,405	5,025	1,070
Government documents - items	0	0	0	0	0
Microforms - items	33	23	0	0	0
Audio materials - items	158	385	0	90	0
Films - items	133	366	0	0	0
Video materials - items	181	204	0	0	0
Machine readable materials - items	0	278	350	127	0
Other library materials - items	594	0	0	0	90
Total collection - titles	15,760	28,908	108,539	31,301	10,071
Total collection - items	16,438	29,627	108,901	31,342	10,099
Total collection - items per capita	3.13	6.37	15.50	4.29	4.58
Current subscriptions	13	117	57	9	8
Subscription per 1,000 population	2.47	25.15	8.12	1.23	3.63
Local Library Services					
Total library circulation	14,528	2,850	39,706	28,136	9,702
Circulations per capita	2.77	0.61	5.65	3.85	4.40
Circulations per paid staff member	17,504	1,140	14,706	12,340	19,404
Circulations per hour (overlapping)	11	2	40	6	9
Circulations per library visit	2.33	0.37	.	9.38	2.40
Standard loan period (days)	14	14	14	14	14
Collection turnover rate	0.88	0.10	0.36	0.90	0.96
Reference transactions	364	2,000	1,516	2,000	750
Reference transactions per capita	0.07	0.43	0.22	0.27	0.34
Library program attendance	587	2,469	431	5,430	1,083
Program attendance per capita	0.11	0.53	0.06	0.74	0.49
Number of library visits	6,240	7,800	.	3,000	4,050
Library visits per capita	1.19	1.68	.	0.41	1.84
Hours per week (non-overlapping)	27	36	20	43	20
Hours per week (overlapping)	26	35	19	87	22
Staffing (FTEs)					
Librarians with ALA-MLS	0.00	0.00	0.75	0.00	0.00
Other librarians	0.60	1.80	0.00	2.28	0.50
Other paid staff	0.23	0.70	1.95	0.00	0.00
Total paid staff	0.83	2.50	2.70	2.28	0.50
Population per ALA-MLS	.	.	9,365	.	.
Population per total paid staff	6,330	1,861	2,601	3,204	4,406
Head librarian's salary (\$)	4,827	24,600	14,675	8,962	4,200
Head librarian - hours per week	24	36	30	35	20
Total volunteer hours	156	70	1,000	750	1,832
Facilities					
Main library - square footage	2,200	6,608	13,026	6,083	1,800
Main + branches - square footage	2,200	6,608	13,026	7,543	1,800
Square footage per capita	0.42	1.42	1.85	1.03	0.82

Statistics by Library - 1991 (part 1)

City	Crowell	Crowley	Cuero	Daingerfield	Dalhart
System	NTLS	NTLS	STLS	NETLS	TPLS
County	Foard	Tarrant	DeWitt	Morris	Dallam
Legal establishment	County	City	City	City	County
Membership status (SFY 1993)	Member	Member	Member	Member	Member
Population served	1,794	6,974	6,700	2,572	9,095
Number of branches	0	0	0	0	0
Number of bookmobiles	0	0	0	0	0
Number of public service outlets	0	0	0	0	0
Expenditures (\$)					
Salaries and wages	4,270	8,280	22,532	13,225	19,004
Employee benefits	354	2,353	4,510	3,275	1,872
Subtotal: wages and benefits	4,624	10,633	27,042	16,500	20,876
Print materials	1,600	2,492	8,156	3,134	9,000
Serial subscriptions	200	567	447	366	209
Microforms	0	0	0	0	112
Audiovisual materials	300	1,057	500	0	0
Other materials	0	371	0	0	0
Subtotal: library materials	2,100	4,487	9,103	3,500	9,321
Furniture and equipment	0	1,274	0	0	905
Other operating expenses	3,647	5,263	8,735	5,455	3,285
Subtotal: miscellaneous	3,647	6,537	8,735	5,455	4,190
Total direct expenditures	10,371	21,657	44,880	25,455	34,387
Indirect costs	0	0	0	0	0
Total operating expenditures	10,371	21,657	44,880	25,455	34,387
Salaries & wages per capita	2.38	1.19	3.36	5.14	2.09
Materials expend. per capita	1.17	0.64	1.36	1.36	1.02
Total operating expend. per capita	5.78	3.11	6.70	9.90	3.78
Capital Outlay	0	0	0	0	0
% of Total Operating Expenses					
- Wages & benefits	45%	49%	60%	65%	61%
- Library materials	20%	21%	20%	14%	27%
- Miscellaneous other	35%	30%	19%	21%	12%
- Indirect costs	0%	0%	0%	0%	0%
Income by source (\$)					
City	2,040	15,785	52,352	25,455	0
County	7,081	0	0	0	34,388
School district	0	0	0	0	0
Subtotal: local gov't income	9,121	15,785	52,352	25,455	34,388
Foundation and corporate grants	0	0	0	0	0
Federal LSCA funds	0	0	0	0	0
Other federal funds	0	0	0	0	0
State funds	0	0	0	0	0
Other local income	1,986	6,707	0	555	0
Subtotal: all other income	1,986	6,707	0	555	0
Total income	11,107	22,492	52,352	26,010	34,388
Local gov't income per capita	5.08	2.26	7.81	9.90	3.78
Total income per capita	6.19	3.23	7.81	10.11	3.78

	Crowell	Crowley	Cuero	Daingerfield	Dalhart
Library Collection					
Books & serials - titles	11,912	7,695	.	14,450	21,000
Books & serials - items	12,262	7,795	26,813	14,450	25,000
Books & serials - items per capita	6.84	1.12	4.00	5.62	2.75
Uncataloged paperbacks - items	900	424	2,500	10,586	4,000
Government documents - items	0	3	0	0	0
Microforms - items	0	0	0	0	93
Audio materials - items	15	21	197	93	162
Films - items	0	0	0	98	0
Video materials - items	280	95	556	237	1
Machine readable materials - items	140	0	3	0	0
Other library materials - items	0	0	0	0	0
Total collection - titles	13,109	8,238	.	25,464	25,162
Total collection - items	13,597	8,338	30,069	25,464	29,256
Total collection - items per capita	7.58	1.20	4.49	9.90	3.22
Current subscriptions	25	16	12	18	15
Subscription per 1,000 population	13.94	2.29	1.79	7.00	1.65
Local Library Services					
Total library circulation	22,190	7,759	21,100	23,118	21,807
Circulations per capita	12.37	1.11	3.15	8.99	2.40
Circulations per paid staff member	29,587	15,518	10,550	23,118	17,446
Circulations per hour (overlapping)	16	8	9	12	13
Circulations per library visit	1.93	1.62	1.01	3.12	1.52
Standard loan period (days)	14	14	14	14	14
Collection turnover rate	1.63	0.93	0.70	0.91	0.75
Reference transactions	492	750	83	425	728
Reference transactions per capita	0.27	0.11	0.01	0.17	0.08
Library program attendance	600	351	1,297	30	250
Program attendance per capita	0.33	0.05	0.19	0.01	0.03
Number of library visits	11,510	4,784	20,830	7,400	14,332
Library visits per capita	6.42	0.69	3.11	2.88	1.58
Hours per week (non-overlapping)	20	20	45	40	35
Hours per week (overlapping)	27	19	44	39	33
Staffing (FTEs)					
Librarians with ALA-MLS	0.00	0.50	0.00	0.00	0.00
Other librarians	0.50	0.00	1.00	1.00	0.88
Other paid staff	0.25	0.00	1.00	0.00	0.37
Total paid staff	0.75	0.50	2.00	1.00	1.25
Population per ALA-MLS	.	13,948	.	.	.
Population per total paid staff	2,392	13,948	3,350	2,572	7,276
Head librarian's salary (\$)	4,270	10,633	13,700	13,225	13,855
Head librarian - hours per week	20	20	40	40	35
Total volunteer hours	300	1,215	0	0	8
Facilities					
Main library - square footage	1,600	0	7,500	2,000	2,400
Main + branches - square footage	1,600	0	7,500	2,000	2,400
Square footage per capita	0.89	0.00	1.12	0.78	0.26

Statistics by Library - 1991 (part 1)

City	Dallas	Dallas/DCPL	Dayton	DeLeon	DeSoto
System	NETLS	NETLS	HALS	BCLS	NETLS
County	Dallas	Dallas	Liberty	Comanche	Dallas
Legal establishment	City	County	City	City	City
Membership status (SFY 1993)	Member	Member	Member	Non-member	Member
Population served	1,006,877	44,511	5,151	4,669	30,544
Number of branches	19	3	0	0	0
Number of bookmobiles	0	0	0	0	0
Number of public service outlets	0	5	1	0	0
Expenditures (\$)					
Salaries and wages	10,236,538	392,158	35,600	4,351	142,990
Employee benefits	1,797,822	79,915	10,800	0	34,160
Subtotal: wages and benefits	12,034,360	472,073	46,400	4,351	177,150
Print materials	664,666	169,859	8,363	3,712	46,000
Serial subscriptions	761,884	302,621	1,606	114	20,000
Microforms	19,609	0	0	0	2,900
Audiovisual materials	101,295	0	0	0	2,000
Other materials	25,000	0	0	0	0
Subtotal: library materials	1,572,454	472,480	9,969	3,826	70,900
Furniture and equipment	62,031	29,667	0	0	0
Other operating expenses	1,920,442	104,799	17,200	3,900	7,710
Subtotal: miscellaneous	1,982,473	134,466	17,200	3,900	7,710
Total direct expenditures	15,589,287	1,079,019	73,569	12,077	255,760
Indirect costs	0	0	0	0	0
Total operating expenditures	15,589,287	1,079,019	73,569	12,077	255,760
Salaries & wages per capita	10.17	8.81	6.91	0.93	4.68
Materials expend. per capita	1.56	10.61	1.94	0.82	2.32
Total operating expend. per capita	15.48	24.24	14.28	2.59	8.37
Capital Outlay	228,528	0	0	0	22,900
% of Total Operating Expenses					
- Wages & benefits	77%	44%	63%	36%	69%
- Library materials	10%	44%	14%	32%	28%
- Miscellaneous other	13%	12%	23%	32%	3%
- Indirect costs	0%	0%	0%	0%	0%
Income by source (\$)					
City	14,425,465	0	63,600	6,076	255,760
County	0	1,079,019	0	6,000	0
School district	0	0	0	0	0
Subtotal: local gov't income	14,425,465	1,079,019	63,600	12,076	255,760
Foundation and corporate grants	18,308	0	0	0	0
Federal LSCA funds	171,053	0	0	0	0
Other federal funds	5	0	0	0	0
State funds	0	0	0	0	0
Other local income	563,977	0	26,755	1,069	0
Subtotal: all other income	753,343	0	26,755	1,069	0
Total income	15,178,808	1,079,019	90,355	13,145	255,760
Local gov't income per capita	14.33	24.24	12.35	2.59	8.37
Total income per capita	15.08	24.24	17.54	2.82	8.37

	Dallas	Dallas/DCPL	Dayton	DeLeon	DeSoto
Library Collection					
Books & serials - titles	652,392	64,328	14,700	8,656	36,000
Books & serials - items	2,329,691	177,608	14,740	8,822	39,000
Books & serials - items per capita	2.31	3.99	2.86	1.89	1.28
Uncataloged paperbacks - items	0	50,583	6,076	3,502	350
Government documents - items	574,810	0	37	0	0
Microforms - items	1,691,273	101,500	0	0	125
Audio materials - items	108,557	1,824	47	0	325
Films - items	672	120	0	0	0
Video materials - items	9,385	0	145	20	400
Machine readable materials - items	13	0	13	0	0
Other library materials - items	997,936	0	17	0	0
Total collection - titles	1,799,562	117,331	20,999	12,178	37,030
Total collection - items	5,712,337	331,635	21,075	12,344	40,200
Total collection - items per capita	5.67	7.45	4.09	2.64	1.32
Current subscriptions	7,083	1,527	43	2	125
Subscription per 1,000 population	7.03	34.31	8.35	0.43	4.09
Local Library Services					
Total library circulation	4,653,608	85,643	44,467	7,231	148,000
Circulations per capita	4.62	1.92	8.63	1.55	4.85
Circulations per paid staff member	9,758	5,710	14,822	14,462	22,769
Circulations per hour (overlapping)	103	10	22	.	57
Circulations per library visit	1.63	0.93	1.91	1.16	1.64
Standard loan period (days)	21	21	14	14	21
Collection turnover rate	0.81	0.26	2.11	0.59	3.68
Reference transactions	1,718,542	14,116	3,000	250	40,000
Reference transactions per capita	1.71	0.32	0.58	0.05	1.31
Library program attendance	149,221	216	2,471	50	1,500
Program attendance per capita	0.15	0.00	0.48	0.01	0.05
Number of library visits	2,855,342	92,463	23,229	6,254	90,000
Library visits per capita	2.84	2.08	4.51	1.34	2.95
Hours per week (non-overlapping)	70	45	40	40	51
Hours per week (overlapping)	869	165	39	.	50
Staffing (FTEs)					
Librarians with ALA-MLS	128.00	5.00	0.00	0.00	1.00
Other librarians	2.00	0.00	1.00	0.50	0.00
Other paid staff	346.90	10.00	2.00	0.00	5.50
Total paid staff	476.90	15.00	3.00	0.50	6.50
Population per ALA-MLS	7,866	8,902	.	.	30,544
Population per total paid staff	2,111	2,967	1,717	9,338	4,699
Head librarian's salary (\$)	88,390	57,072	16,640	4,351	34,800
Head librarian - hours per week	40	40	40	20	40
Total volunteer hours	37,644	0	100	1,260	1,717
Facilities					
Main library - square footage	646,733	0	5,200	1,200	4,000
Main + branches - square footage	883,984	0	5,200	1,200	4,000
Square footage per capita	0.88	0.00	1.01	0.26	0.13

Statistics by Library - 1991 (part 1)

City	Decatur	Deer Park	Del Rio	Dell City	Denison
System	NTLS	HALS	SAALS	TTPLS	NETLS
County	Wise	Harris	Val Verde	Hudspeth	Grayson
Legal establishment	City	City	County	City	City
Membership status (SFY 1993)	Member	Member	Member	Member	Member
Population served	12,501	27,652	38,721	899	35,305
Number of branches	0	0	0	0	0
Number of bookmobiles	0	0	0	0	0
Number of public service outlets	0	0	0	0	0
Expenditures (\$)					
Salaries and wages	34,718	201,412	125,110	12,500	187,344
Employee benefits	2,659	60,423	18,329	0	50,321
Subtotal: wages and benefits	37,417	261,835	143,439	12,500	237,665
Print materials	7,162	37,657	28,979	1,327	13,658
Serial subscriptions	1,250	5,077	303	858	7,098
Microforms	0	1,739	350	0	2,342
Audiovisual materials	2,756	1,460	2,706	0	4,000
Other materials	0	0	1,773	0	3,200
Subtotal: library materials	11,168	45,933	34,146	2,185	30,298
Furniture and equipment	759	2,673	16,005	479	245
Other operating expenses	25,674	14,926	32,964	95	108,899
Subtotal: miscellaneous	26,433	17,599	48,969	574	109,144
Total direct expenditures	75,018	325,367	226,554	15,259	377,107
Indirect costs	0	0	0	0	0
Total operating expenditures	75,018	325,367	226,554	15,259	377,107
Salaries & wages per capita	2.78	7.28	3.23	13.90	5.31
Materials expend. per capita	0.89	1.66	0.88	2.43	0.86
Total operating expend. per capita	6.00	11.77	5.85	16.97	10.68
Capital Outlay	10,349	0	0	1,408	173,922
% of Total Operating Expenses					
- Wages & benefits	50%	80%	63%	82%	63%
- Library materials	15%	14%	15%	14%	8%
- Miscellaneous other	35%	5%	22%	4%	29%
- Indirect costs	0%	0%	0%	0%	0%
Income by source (\$)					
City	46,795	325,366	45,000	1,100	311,069
County	5,500	0	181,553	0	16,264
School district	0	0	0	14,159	759
Subtotal: local gov't income	52,295	325,366	226,553	15,259	328,092
Foundation and corporate grants	0	0	0	0	17,388
Federal LSCA funds	0	0	0	0	0
Other federal funds	0	0	0	0	0
State funds	0	0	0	0	0
Other local income	22,611	0	0	185	31,627
Subtotal: all other income	22,611	0	0	185	49,015
Total income	74,906	325,366	226,553	15,444	377,107
Local gov't income per capita	4.18	11.77	5.85	16.97	9.29
Total income per capita	5.99	11.77	5.85	17.18	10.68

	Decatur	Deer Park	Del Rio	Dell City	Denison
Library Collection					
Books & serials - titles	23,163	42,824	61,563	9,915	68,495
Books & serials - items	23,561	45,078	65,191	9,935	85,619
Books & serials - items per capita	1.88	1.63	1.68	11.05	2.43
Uncataloged paperbacks - items	2,800	6,690	9,193	1,200	5,000
Government documents - items	0	0	0	0	0
Microforms - items	0	19,122	0	7	4,491
Audio materials - items	332	939	1,777	40	1,275
Films - items	15	14	0	0	0
Video materials - items	980	102	314	809	1,675
Machine readable materials - items	0	0	1,886	0	0
Other library materials - items	0	7,742	7,539	0	0
Total collection - titles	27,290	57,400	80,373	11,971	79,679
Total collection - items	27,688	79,687	85,900	11,991	98,060
Total collection - items per capita	2.21	2.88	2.22	13.34	2.78
Current subscriptions	60	170	158	43	211
Subscription per 1,000 population	4.80	6.15	4.08	47.83	5.98
Local Library Services					
Total library circulation	75,941	153,657	106,476	12,700	196,419
Circulations per capita	6.07	5.56	2.75	14.13	5.56
Circulations per paid staff member	30,376	15,366	9,259	12,700	16,368
Circulations per hour (overlapping)	31	59	43	8	65
Circulations per library visit	0.99	1.73	2.18	0.79	1.61
Standard loan period (days)	14	14	14	7	14
Collection turnover rate	2.74	1.93	1.24	1.06	2.00
Reference transactions	1,565	9,499	14,363	200	24,115
Reference transactions per capita	0.13	0.34	0.37	0.22	0.68
Library program attendance	4,222	2,839	3,115	250	2,160
Program attendance per capita	0.34	0.10	0.08	0.28	0.06
Number of library visits	76,872	89,019	48,842	16,000	121,897
Library visits per capita	6.15	3.22	1.26	17.80	3.45
Hours per week (non-overlapping)	48	52	48	41	62
Hours per week (overlapping)	47	50	48	32	58
Staffing (FTEs)					
Librarians with ALA-MLS	0.00	2.00	1.00	0.00	3.00
Other librarians	1.00	0.00	0.00	1.00	2.00
Other paid staff	1.50	8.00	10.50	0.00	7.00
Total paid staff	2.50	10.00	11.50	1.00	12.00
Population per ALA-MLS	.	13,826	38,721	.	11,768
Population per total paid staff	5,000	2,765	3,367	899	2,942
Head librarian's salary (\$)	14,728	32,000	30,800	12,500	33,408
Head librarian - hours per week	40	40	40	40	40
Total volunteer hours	4,034	997	1,127	0	2,310
Facilities					
Main library - square footage	9,400	8,400	8,162	1,950	18,356
Main + branches - square footage	9,400	8,400	8,162	1,950	18,356
Square footage per capita	0.75	0.30	0.21	2.17	0.52

Statistics by Library - 1991 (part 1)

City System	Denton	Denver City	Devine	Diboll	Dickinson
County	Denton	Yoakum	Medina	Angelina	Galveston
Legal establishment	City	County	City	City	FLS
Membership status (SFY 1993)	Member	Member	Member	Member	Member
Population served	78,614	4,561	3,928	4,341	11,292
Number of branches	0	0	0	0	0
Number of bookmobiles	0	0	0	0	0
Number of public service outlets	1	0	0	2	0
Expenditures (\$)					
Salaries and wages	626,971	63,225	20,527	83,595	41,897
Employee benefits	154,338	0	4,474	11,411	3,728
Subtotal: wages and benefits	781,309	63,225	25,001	95,006	45,625
Print materials	113,288	16,089	5,522	10,060	15,492
Serial subscriptions	5,045	2,276	426	712	1,363
Microforms	3,639	0	0	0	0
Audiovisual materials	20,704	3,530	317	845	1,607
Other materials	2,678	0	0	0	0
Subtotal: library materials	145,354	21,895	6,265	11,617	18,462
Furniture and equipment	13,273	2,886	886	161	2,639
Other operating expenses	137,897	6,567	11,651	30,603	13,264
Subtotal: miscellaneous	151,170	9,453	12,537	30,764	15,903
Total direct expenditures	1,077,833	94,573	43,803	137,387	79,990
Indirect costs	0	0	0	0	0
Total operating expenditures	1,077,833	94,573	43,803	137,387	79,990
Salaries & wages per capita	7.98	13.86	5.23	19.26	3.71
Materials expend. per capita	1.85	4.80	1.59	2.68	1.63
Total operating expend. per capita	13.71	20.74	11.15	31.65	7.08
Capital Outlay	99,686	0	2,356	56,484	3,575
% of Total Operating Expenses					
- Wages & benefits	72%	67%	57%	69%	57%
- Library materials	13%	23%	14%	8%	23%
- Miscellaneous other	14%	10%	29%	22%	20%
- Indirect costs	0%	0%	0%	0%	0%
Income by source (\$)					
City	895,981	0	42,803	53,833	41,000
County	115,095	94,427	0	0	13,209
School district	0	0	0	0	0
Subtotal: local gov't income	1,011,076	94,427	42,803	53,833	54,209
Foundation and corporate grants	0	0	0	75,200	0
Federal LSCA funds	0	0	0	0	0
Other federal funds	0	0	0	0	0
State funds	0	0	0	0	0
Other local income	66,807	146	991	12,285	27,050
Subtotal: all other income	66,807	146	991	87,485	27,050
Total income	1,077,883	94,573	43,794	141,318	81,259
Local gov't income per capita	12.86	20.70	10.90	12.40	4.80
Total income per capita	13.71	20.74	11.15	32.55	7.20

	Denton	Denver City	Devine	Diboll	Dickinson
Library Collection					
Books & serials - titles	93,073	27,302	17,897	21,351	28,599
Books & serials - items	114,618	31,000	18,016	22,541	29,560
Books & serials - items per capita	1.46	6.80	4.59	5.19	2.62
Uncataloged paperbacks - items	5,529	5,541	814	405	2,300
Government documents - items	0	0	0	0	0
Microforms - items	3,846	0	1,146	675	0
Audio materials - items	2,116	611	294	0	784
Films - items	112	3	0	0	0
Video materials - items	3,930	201	38	341	327
Machine readable materials - items	92	36	0	14	0
Other library materials - items	1,858	36	718	551	0
Total collection - titles	105,494	33,614	19,049	22,910	31,895
Total collection - items	132,101	37,428	21,026	24,527	32,971
Total collection - items per capita	1.68	8.21	5.35	5.65	2.92
Current subscriptions	250	88	24	34	34
Subscription per 1,000 population	3.18	19.29	6.11	7.83	3.01
Local Library Services					
Total library circulation	536,383	80,910	21,242	46,789	81,864
Circulations per capita	6.82	17.74	5.41	10.78	7.25
Circulations per paid staff member	17,879	23,117	15,173	7,633	27,940
Circulations per hour (overlapping)	176	43	15	18	40
Circulations per library visit	1.86	10.79	1.08	2.35	3.27
Standard loan period (days)	14	14	14	21	14
Collection turnover rate	4.06	2.16	1.01	1.91	2.48
Reference transactions	61,621	6,120	2,900	1,189	3,274
Reference transactions per capita	0.78	1.34	0.74	0.27	0.29
Library program attendance	17,944	2,080	1,450	5,391	2,236
Program attendance per capita	0.23	0.46	0.37	1.24	0.20
Number of library visits	287,877	7,500	19,578	19,894	25,000
Library visits per capita	3.66	1.64	4.98	4.58	2.21
Hours per week (non-overlapping)	60	38	27	48	41
Hours per week (overlapping)	59	37	26	49	40
Staffing (FTEs)					
Librarians with ALA-MLS	7.00	0.00	0.00	1.00	0.00
Other librarians	0.00	1.90	0.50	0.00	1.25
Other paid staff	23.00	1.60	0.90	5.13	1.68
Total paid staff	30.00	3.50	1.40	6.13	2.93
Population per ALA-MLS	11,231	.	.	4,341	.
Population per total paid staff	2,620	1,303	2,806	708	3,854
Head librarian's salary (\$)	69,095	23,817	9,000	24,000	12,430
Head librarian - hours per week	40	38	20	40	30
Total volunteer hours	2,005	104	1,510	134	653
Facilities					
Main library - square footage	25,000	6,837	5,100	0	8,772
Main + branches - square footage	25,000	6,837	5,100	0	8,772
Square footage per capita	0.32	1.50	1.30	0.00	0.78

Statistics by Library - 1991 (part 1)

City	Dimmitt	Donna	Dripping Springs	Dublin	Dumas
System	TPLS	STLS	CTLS	NTLS	TPLS
County	Castro	Hidalgo	Hays	Erath	Moore
Legal establishment	County	FLS	City	Non-profit	County
Membership status (SFY 1993)	Member	Member	Member	Member	Member
Population served	9,070	20,548	9,729	5,349	17,865
Number of branches	0	0	0	0	1
Number of bookmobiles	0	0	0	0	0
Number of public service outlets	0	0	2	0	0
Expenditures (\$)					
Salaries and wages	19,880	45,611	4,262	5,000	88,234
Employee benefits	2,925	8,000	202	383	26,734
Subtotal: wages and benefits	22,805	53,611	4,464	5,383	114,968
Print materials	3,960	3,572	6,663	1,723	14,362
Serial subscriptions	826	560	1,652	66	2,773
Microforms	123	0	0	120	553
Audiovisual materials	0	1,038	1,048	0	1,281
Other materials	0	2,494	0	0	634
Subtotal: library materials	4,909	7,664	9,363	1,909	19,603
Furniture and equipment	1,400	0	1,396	18	1,041
Other operating expenses	12,395	8,085	2,704	2,137	15,452
Subtotal: miscellaneous	13,795	8,085	4,100	2,155	16,493
Total direct expenditures	41,509	69,360	17,927	9,447	151,064
Indirect costs	0	0	12,058	0	0
Total operating expenditures	41,509	69,360	29,985	9,447	151,064
Salaries & wages per capita	2.19	2.22	0.44	0.93	4.94
Materials expend. per capita	0.54	0.37	0.96	0.36	1.10
Total operating expend. per capita	4.58	3.38	3.08	1.77	8.46
Capital Outlay	0	0	0	11,667	1,000
% of Total Operating Expenses					
- Wages & benefits	55%	77%	15%	57%	76%
- Library materials	12%	11%	31%	20%	13%
- Miscellaneous other	33%	12%	14%	23%	11%
- Indirect costs	0%	0%	40%	0%	0%
Income by source (\$)					
City	17,325	66,000	0	3,500	1,000
County	17,316	3,360	6,219	600	150,760
School district	0	0	19,584	0	0
Subtotal: local gov't income	34,641	69,360	25,803	4,100	151,760
Foundation and corporate grants	0	0	518	1,000	0
Federal LSCA funds	0	0	0	0	0
Other federal funds	0	0	2,252	0	5,469
State funds	0	0	0	0	0
Other local income	4,872	0	2,729	5,523	4,601
Subtotal: all other income	4,872	0	5,499	6,523	10,070
Total income	39,513	69,360	31,302	10,623	161,830
Local gov't income per capita	3.82	3.38	2.65	0.77	8.49
Total income per capita	4.36	3.38	3.22	1.99	9.06

	Dimmitt	Donna	Dripping Springs	Dublin	Dumas
Library Collection					
Books & serials - titles	16,200	18,929	13,196	10,018	48,391
Books & serials - items	16,390	21,000	13,432	10,024	50,556
Books & serials - items per capita	1.81	1.02	1.38	1.87	2.83
Uncataloged paperbacks - items	1,520	3,010	0	40	1,000
Government documents - items	2	0	0	0	0
Microforms - items	60	70	0	66	265
Audio materials - items	171	100	0	72	1,565
Films - items	0	2	0	0	17
Video materials - items	2	505	83	45	401
Machine readable materials - items	0	0	0	0	0
Other library materials - items	80	1,000	0	0	6,880
Total collection - titles	17,957	23,560	13,279	10,241	58,223
Total collection - items	18,225	25,687	13,515	10,247	60,684
Total collection - items per capita	2.01	1.25	1.39	1.92	3.40
Current subscriptions	43	20	39	9	77
Subscription per 1,000 population	4.74	0.97	4.01	1.68	4.31
Local Library Services					
Total library circulation	61,646	37,455	11,609	6,179	77,331
Circulations per capita	6.80	1.82	1.19	1.16	4.33
Circulations per paid staff member	35,226	7,491	23,218	12,358	12,373
Circulations per hour (overlapping)	35	19	6	6	22
Circulations per library visit	4.57	1.25	3.51	3.45	2.38
Standard loan period (days)	28	14	14	14	14
Collection turnover rate	3.38	1.46	0.86	0.60	1.27
Reference transactions	1,832	15,269	273	60	3,050
Reference transactions per capita	0.20	0.74	0.03	0.01	0.17
Library program attendance	868	2,034	1,760	291	5,829
Program attendance per capita	0.10	0.10	0.18	0.05	0.33
Number of library visits	13,501	30,000	3,308	1,790	32,540
Library visits per capita	1.49	1.46	0.34	0.33	1.82
Hours per week (non-overlapping)	35	40	44	20	59
Hours per week (overlapping)	34	39	36	19	68
Staffing (FTEs)					
Librarians with ALA-MLS	0.00	0.00	0.00	0.00	0.00
Other librarians	0.88	1.00	0.50	0.50	1.00
Other paid staff	0.87	4.00	0.00	0.00	5.25
Total paid staff	1.75	5.00	0.50	0.50	6.25
Population per ALA-MLS
Population per total paid staff	5.183	4.110	19,458	10,698	2,858
Head librarian's salary (\$)	14,500	17,700	7,020	5,000	19,484
Head librarian - hours per week	35	40	20	20	40
Total volunteer hours	1,366	270	767	660	150
Facilities					
Main library - square footage	77,000	10,500	5,600	672	6,600
Main + branches - square footage	77,000	10,500	5,600	672	8,900
Square footage per capita	8.49	0.51	0.58	0.13	0.50

Statistics by Library - 1991 (part 1)

City	Duncanville	Eagle Lake	Eagle Pass	Eastland	Eden
System	NETLS	HALS	SAALS	BCLS	BCLS
County	Dallas	Colorado	Maverick	Eastland	Concho
Legal establishment	City	Non-profit	City	Non-profit	Non-profit
Membership status (SFY 1993)	Member	Member	Member	Member	Member
Population served	35,748	5,369	29,579	9,092	3,044
Number of branches	0	0	0	0	0
Number of bookmobiles	0	0	0	0	0
Number of public service outlets	0	0	0	0	0
Expenditures (\$)					
Salaries and wages	219,052	16,638	68,804	5,400	5,420
Employee benefits	50,649	1,200	56,105	0	412
Subtotal: wages and benefits	269,701	17,838	124,909	5,400	5,832
Print materials	40,719	7,802	8,858	2,018	0
Serial subscriptions	3,513	632	1,766	156	115
Microforms	0	223	0	0	0
Audiovisual materials	2,093	0	0	0	0
Other materials	0	0	0	0	0
Subtotal: library materials	46,325	8,657	10,624	2,174	115
Furniture and equipment	6,250	0	6,676	0	0
Other operating expenses	22,604	41,149	31,168	4,842	3,889
Subtotal: miscellaneous	28,854	41,149	37,844	4,842	3,889
Total direct expenditures	344,880	67,644	173,377	12,416	9,836
Indirect costs	0	0	0	0	0
Total operating expenditures	344,880	67,644	173,377	12,416	9,836
Salaries & wages per capita	6.13	3.10	2.33	0.59	1.78
Materials expend. per capita	1.30	1.61	0.36	0.24	0.04
Total operating expend. per capita	9.65	12.60	5.86	1.37	3.23
Capital Outlay	0	0	0	0	128
% of Total Operating Expenses					
- Wages & benefits	78%	26%	72%	43%	59%
- Library materials	13%	13%	6%	18%	1%
- Miscellaneous other	8%	61%	22%	39%	40%
- Indirect costs	0%	0%	0%	0%	0%
Income by source (\$)					
City	338,630	8,000	105,191	6,000	3,806
County	0	4,804	15,000	1,500	250
School district	0	0	0	0	0
Subtotal: local gov't income	338,630	12,804	120,191	7,500	4,056
Foundation and corporate grants	0	0	0	0	600
Federal LSCA funds	0	0	0	0	0
Other federal funds	0	0	0	0	0
State funds	0	0	0	0	0
Other local income	0	32,696	11,455	4,936	6,320
Subtotal: all other income	0	32,696	11,455	4,936	6,920
Total income	338,630	45,500	131,646	12,436	10,976
Local gov't income per capita	9.47	2.38	4.06	0.82	1.33
Total income per capita	9.47	8.47	200 4.45	1.37	3.61

	Duncanville	Eagle Lake	Eagle Pass	Eastland	Eden
Library Collection					
Books & serials - titles	40,379	21,315	37,000	12,485	9,071
Books & serials - items	45,879	21,315	200,000	12,848	9,071
Books & serials - items per capita	1.28	3.97	6.76	1.41	2.98
Uncataloged paperbacks - items	0	5,500	500	544	907
Government documents - items	0	2	50	0	0
Microforms - items	174	3	300	56	0
Audio materials - items	683	75	750	0	32
Films - items	5	0	400	0	0
Video materials - items	290	175	275	0	0
Machine readable materials - items	1,300	6	30	0	1
Other library materials - items	0	0	4,000	0	33
Total collection - titles	42,618	25,076	41,006	13,085	10,044
Total collection - items	48,331	25,076	206,305	13,448	10,044
Total collection - items per capita	1.35	4.67	6.97	1.48	3.30
Current subscriptions	89	28	75	11	6
Subscription per 1,000 population	2.49	5.22	2.54	1.21	1.97
Local Library Services					
Total library circulation	206,964	32,014	35,000	12,375	6,090
Circulations per capita	5.79	5.96	1.18	1.36	2.00
Circulations per paid staff member	18,815	26,678	7,000	24,750	11,491
Circulations per hour (overlapping)	73	14	15	9	6
Circulations per library visit	1.82	1.52	0.56	9.24	1.07
Standard loan period (days)	21	14	14	14	14
Collection turnover rate	4.28	1.28	0.17	0.92	0.61
Reference transactions	30,125	1,250	19,600	506	29
Reference transactions per capita	0.84	0.23	0.66	0.06	0.01
Library program attendance	6,231	2,210	7,900	423	879
Program attendance per capita	0.17	0.41	0.27	0.05	0.29
Number of library visits	113,847	21,030	63,000	1,339	5,669
Library visits per capita	3.18	3.92	2.13	0.15	1.86
Hours per week (non-overlapping)	56	44	48	28	21
Hours per week (overlapping)	54	43	46	27	20
Staffing (FTEs)					
Librarians with ALA-MLS	3.00	0.00	1.00	0.00	0.00
Other librarians	0.00	0.95	0.00	0.50	0.53
Other paid staff	8.00	0.25	4.00	0.00	0.00
Total paid staff	11.00	1.20	5.00	0.50	0.53
Population per ALA-MLS	11,916	.	29,579	.	.
Population per total paid staff	3,250	4,474	5,916	18,184	5,743
Head librarian's salary (\$)	37,000	13,350	25,000	5,400	5,390
Head librarian - hours per week	40	38	40	20	21
Total volunteer hours	1,147	980	6,000	3,495	890
Facilities					
Main library - square footage	8,400	5,000	14,126	6,600	1,400
Main + branches - square footage	8,400	5,000	14,126	6,600	1,400
Square footage per capita	0.23	0.93	0.48	0.73	0.46

Statistics by Library - 1991 (part 1)

City	Edinburg	Edna	El Paso	Eldorado	Electra
System	STLS	STLS	TTPLS	BCLS	NLS
County	Hidalgo	Jackson	El Paso	Schleicher	Wichita
Legal establishment	FLS	County	City	County	City
Membership status (SFY 1993)	Member	Non-member	Member	Member	Member
Population served	48,537	13,039	515,342	2,990	3,113
Number of branches	0	0	10	0	0
Number of bookmobiles	0	0	1	0	0
Number of public service outlets	0	0	0	1	0
Expenditures (\$)					
Salaries and wages	243,409	31,322	1,864,096	7,354	13,729
Employee benefits	59,637	14,204	414,300	4,835	2,788
Subtotal: wages and benefits	303,046	45,526	2,278,396	12,189	16,517
Print materials	43,317	7,175	1,378,699	3,074	1,866
Serial subscriptions	27,316	500	102,817	20	420
Microforms	0	0	42,899	0	0
Audiovisual materials	4,254	325	52,552	0	0
Other materials	11,623	0	28,000	0	0
Subtotal: library materials	86,510	8,000	1,604,967	3,094	2,286
Furniture and equipment	4,685	0	10,020	68	0
Other operating expenses	10,402	1,251	906,457	1,535	5,173
Subtotal: miscellaneous	15,087	1,251	916,477	1,603	5,173
Total direct expenditures	404,643	54,777	4,799,840	16,886	23,976
Indirect costs	0	0	18,113	0	0
Total operating expenditures	404,643	54,777	4,817,953	16,886	23,976
Salaries & wages per capita	5.01	2.40	3.62	2.46	4.41
Materials expend. per capita	1.78	0.61	3.11	1.03	0.73
Total operating expend. per capita	8.34	4.20	9.35	5.65	7.70
Capital Outlay	0	0	1,030,000	0	0
% of Total Operating Expenses					
- Wages & benefits	75%	83%	47%	72%	69%
- Library materials	21%	15%	33%	18%	10%
- Miscellaneous other	4%	2%	19%	9%	22%
- Indirect costs	0%	0%	0%	0%	0%
Income by source (\$)					
City	400,382	0	3,551,050	0	23,976
County	4,261	54,777	0	13,078	0
School district	0	0	0	0	0
Subtotal: local gov't income	404,643	54,777	3,551,050	13,078	23,976
Foundation and corporate grants	0	5,552	0	0	1,000
Federal LSCA funds	0	0	94,444	0	0
Other federal funds	0	0	0	0	0
State funds	0	0	0	0	0
Other local income	0	0	0	1,739	1,968
Subtotal: all other income	0	5,552	94,444	1,739	2,968
Total income	404,643	60,329	3,645,494	14,817	26,944
Local gov't income per capita	8.34	4.20	6.89	4.37	7.70
Total income per capita	8.34	4.63	7.07	4.96	8.66

	Edinburg	Edna	El Paso	Eldorado	Electra
Library Collection					
Books & serials - titles	60,882	18,122	157,574	.	17,518
Books & serials - items	65,312	18,205	624,752	11,613	19,685
Books & serials - items per capita	1.35	1.40	1.21	3.88	6.32
Uncataloged paperbacks - items	5,467	3,453	67,214	4,358	2,598
Government documents - items	0	28	305,657	0	0
Microforms - items	420	57	403,008	0	0
Audio materials - items	3,487	70	6,262	175	424
Films - items	343	0	1,953	0	0
Video materials - items	347	257	1,322	1	95
Machine readable materials - items	36	0	49	0	0
Other library materials - items	3,092	0	956	0	0
Total collection - titles	70,546	21,961	331,812	.	20,509
Total collection - items	78,504	22,070	1,411,173	16,147	22,802
Total collection - items per capita	1.62	1.69	2.74	5.40	7.32
Current subscriptions	269	27	2,445	3	23
Subscription per 1,000 population	5.54	2.07	4.74	1.00	7.39
Local Library Services					
Total library circulation	75,011	42,094	1,270,103	9,319	15,181
Circulations per capita	1.55	3.23	2.46	3.12	4.88
Circulations per paid staff member	4,412	18,708	10,673	7,455	15,181
Circulations per hour (overlapping)	31	18	52	5	8
Circulations per library visit	0.44	1.71	1.40	2.35	1.25
Standard loan period (days)	14	14	21	14	14
Collection turnover rate	0.96	1.91	0.90	0.58	0.67
Reference transactions	12,292	642	129,372	478	2,200
Reference transactions per capita	0.25	0.05	0.25	0.16	0.71
Library program attendance	8,032	649	57,834	419	1,643
Program attendance per capita	0.17	0.05	0.11	0.14	0.53
Number of library visits	171,024	24,673	907,841	3,967	12,150
Library visits per capita	3.52	1.89	1.76	1.33	3.90
Hours per week (non-overlapping)	49	47	68	35	39
Hours per week (overlapping)	46	45	473	34	37
Staffing (FTEs)					
Librarians with ALA-MLS	4.00	0.00	35.00	0.00	0.00
Other librarians	1.00	0.25	0.00	0.50	1.00
Other paid staff	12.00	2.00	84.00	0.75	0.00
Total paid staff	17.00	2.25	119.00	1.25	1.00
Population per ALA-MLS	12,134	.	14,724	.	.
Population per total paid staff	2,855	5,795	4,331	2,392	3,113
Head librarian's salary (\$)	27,609	4,576	48,050	7,020	13,283
Head librarian - hours per week	40	10	40	20	40
Total volunteer hours	1,991	832	.	273	1,386
Facilities					
Main library - square footage	18,600	3,000	67,500	1,176	1,876
Main + branches - square footage	18,600	3,000	109,105	1,176	1,876
Square footage per capita	0.38	0.23	0.21	0.39	0.60

Statistics by Library - 1991 (part 1)

City	Elgin	Elsa	Emory	Ennis	Eulr.ss
System	CTLS	STLS	NETLS	NETLS	NTLS
County	Bastrop	Hidalgo	Rains	Ellis	Tarrant
Legal establishment	Non-profit	FLS	County	City	City
Membership status (SFY 1993)	Member	Member	Member	Member	Member
Population served	4,846	8,514	6,715	13,883	38,149
Number of branches	0	0	0	0	0
Number of bookmobiles	0	0	0	0	0
Number of public service outlets	0	0	0	0	0
Expenditures (\$)					
Salaries and wages	5,117	20,583	18,727	57,175	189,595
Employee benefits	391	4,087	1,433	15,224	97,534
Subtotal: wages and benefits	5,508	24,670	20,160	72,399	287,129
Print materials	2,369	3,763	995	10,133	38,808
Serial subscriptions	30	539	302	1,897	10,727
Microforms	0	0	90	480	0
Audiovisual materials	0	430	24	17	5,336
Other materials	0	0	0	536	0
Subtotal: library materials	2,399	4,732	1,411	13,063	54,871
Furniture and equipment	0	0	0	159	1,814
Other operating expenses	5,882	4,910	7,995	24,578	19,987
Subtotal: miscellaneous	5,882	4,910	7,995	24,737	21,801
Total direct expenditures	13,789	34,312	29,566	110,199	363,801
Indirect costs	0	0	0	0	0
Total operating expenditures	13,789	34,312	29,566	110,199	363,801
Salaries & wages per capita	1.06	2.42	2.79	4.12	4.97
Materials expend. per capita	0.49	0.56	0.21	0.94	1.44
Total operating expend. per capita	2.85	4.03	4.40	7.94	9.54
Capital Outlay	1,094	0	0	1,870	0
% of Total Operating Expenses					
- Wages & benefits	40%	72%	68%	66%	79%
- Library materials	17%	14%	5%	12%	15%
- Miscellaneous other	43%	14%	27%	22%	6%
- Indirect costs	0%	0%	0%	0%	0%
Income by source (\$)					
City	10,000	32,859	0	103,870	363,801
County	0	1,453	28,827	0	0
School district	0	0	0	0	0
Subtotal: local gov't income	10,000	34,312	28,827	103,870	363,801
Foundation and corporate grants	0	0	0	0	0
Federal LSCA funds	0	0	0	0	0
Other federal funds	0	0	0	0	0
State funds	0	0	0	0	0
Other local income	4,249	241	739	6,329	0
Subtotal: all other income	4,249	241	739	6,329	0
Total income	14,249	34,553	29,566	110,199	363,801
Local gov't income per capita	2.06	4.03	4.29	7.48	9.54
Total income per capita	2.94	4.06	4.40	7.94	9.54

	Elgin	Elsa	Emory	Ennis	Eules
Library Collection					
Books & serials - titles	7,500	18,567	12,395	.	49,994
Books & serials - items	7,500	19,725	12,786	25,147	52,108
Books & serials - items per capita	1.55	2.32	1.90	1.81	1.37
Uncataloged paperbacks - items	466	198	4,275	1,368	0
Government documents - items	0	0	0	0	0
Microforms - items	0	0	25	1,100	668
Audio materials - items	0	39	199	617	2,051
Films - items	0	0	0	0	0
Video materials - items	0	138	156	173	1,212
Machine readable materials - items	0	0	0	196	0
Other library materials - items	0	0	78	7	235
Total collection - titles	7,966	18,942	17,028	.	53,237
Total collection - items	7,966	20,100	17,519	28,608	56,274
Total collection - items per capita	1.64	2.36	2.61	2.06	1.48
Current subscriptions	1	26	17	95	177
Subscription per 1,000 population	0.21	3.05	2.53	6.84	4.64
Local Library Services					
Total library circulation	7,184	20,678	20,125	89,181	165,093
Circulations per capita	1.48	2.43	3.00	6.42	4.33
Circulations per paid staff member	14,368	10,339	10,012	29,727	15,723
Circulations per hour (overlapping)	7	9	12	35	69
Circulations per library visit	2.18	0.91	1.37	2.33	2.75
Standard loan period (days)	14	14	14	14	21
Collection turnover rate	0.90	1.03	1.15	3.12	2.93
Reference transactions	400	2,438	895	2,015	17,758
Reference transactions per capita	0.08	0.29	0.13	0.15	0.47
Library program attendance	215	2,742	75	8,545	6,552
Program attendance per capita	0.04	0.32	0.01	0.62	0.17
Number of library visits	3,300	22,756	14,701	38,318	60,010
Library visits per capita	0.68	2.67	2.19	2.76	1.57
Hours per week (non-overlapping)	20	45	32	51	49
Hours per week (overlapping)	19	44	31	49	46
Staffing (FTEs)					
Librarians with ALA-MLS	0.50	0.00	0.00	0.00	4.00
Other librarians	0.00	1.00	1.13	1.00	2.00
Other paid staff	0.00	1.00	0.88	2.00	4.50
Total paid staff	0.50	2.00	2.01	3.00	10.50
Population per ALA-MLS	9,692	.	.	.	9,537
Population per total paid staff	9,692	4,257	3,341	4,628	3,633
Head librarian's salary (\$)	5,508	12,480	6,500	24,648	39,731
Head librarian - hours per week	20	40	25	40	40
Total volunteer hours	1,592	500	2,634	1,428	2,463
Facilities					
Main library - square footage	3,000	1,584	5,000	9,000	8,400
Main + branches - square footage	3,000	1,584	5,000	9,000	8,400
Square footage per capita	0.62	0.19	0.74	0.65	0.22

Statistics by Library - 1991 (part 1)

City	Everman	Fabens	Fairfield	Falfurrias	Falls City
System	NTLS	TTPLS	CTLS	STLS	SAALS
County	Tarrant	El Paso	Freestone	Brooks	Karnes
Legal establishment	City	County	Non-profit	County	FLS
Membership status (SFY 1993)	Member	Member	Member	Member	Member
Population served	5,672	66,570	7,868	8,204	718
Number of branches	0	1	0	0	0
Number of bookmobiles	0	1	0	0	0
Number of public service outlets	0	0	0	2	0
Expenditures (\$)					
Salaries and wages	400	91,883	20,364	78,668	13,110
Employee benefits	0	20,302	1,558	26,913	655
Subtotal: wages and benefits	400	112,185	21,922	105,581	13,765
Print materials	733	21,278	4,462	17,461	9,064
Serial subscriptions	31	1,864	761	1,861	408
Microforms	0	0	0	1,593	0
Audiovisual materials	0	57	180	9,847	501
Other materials	0	61	0	2,569	34
Subtotal: library materials	764	23,800	5,403	33,331	10,007
Furniture and equipment	0	807	6,730	0	2,286
Other operating expenses	5,050	13,297	8,163	17,444	1,457
Subtotal: miscellaneous	5,050	14,104	14,893	17,444	3,743
Total direct expenditures	6,214	150,089	42,218	156,356	27,515
Indirect costs	592	0	0	0	0
Total operating expenditures	6,806	150,089	42,218	156,356	27,515
Salaries & wages per capita	0.07	1.38	2.59	9.59	18.26
Materials expend. per capita	0.13	0.36	0.69	4.06	13.94
Total operating expend. per capita	1.20	2.25	5.37	19.06	38.32
Capital Outlay	0	0	0	0	0
% of Total Operating Expenses					
- Wages & benefits	6%	75%	52%	68%	50%
- Library materials	11%	16%	13%	21%	36%
- Miscellaneous other	74%	9%	35%	11%	14%
- Indirect costs	9%	0%	0%	0%	0%
Income by source (\$)					
City	5,750	0	21,000	0	2,206
County	0	150,089	5,000	132,344	23,530
School district	0	0	0	0	0
Subtotal: local gov't income	5,750	150,089	26,000	132,344	25,736
Foundation and corporate grants	0	0	0	30,000	0
Federal LSCA funds	0	0	0	0	0
Other federal funds	0	0	0	0	0
State funds	0	0	0	0	0
Other local income	2,667	0	16,714	0	1,637
Subtotal: all other income	2,667	0	16,714	30,000	1,637
Total income	8,417	150,089	42,714	162,344	27,373
Local gov't income per capita	1.01	2.25	3.30	16.13	35.84
Total income per capita	1.48	2.25	5.43	19.79	38.12

	Everman	Fabens	Fairfield	Falfurrias	Falls City
Library Collection					
Books & serials - titles	9,985	49,010	16,472	53,455	11,218
Books & serials - items	10,045	52,502	20,446	58,309	11,218
Books & serials - items per capita	1.77	0.79	2.60	7.11	15.62
Uncataloged paperbacks - items	4,000	4,900	1,025	330	300
Government documents - items	50	0	0	0	0
Microforms - items	0	91	0	660	0
Audio materials - items	22	871	721	1,583	210
Films - items	0	0	3	102	0
Video materials - items	1	1,276	46	3,030	170
Machine readable materials - items	0	0	0	32	0
Other library materials - items	13	7,006	511	4,413	0
Total collection - titles	14,071	62,988	18,731	62,345	11,898
Total collection - items	14,131	66,646	22,752	68,459	11,898
Total collection - items per capita	2.49	1.00	2.89	8.34	16.57
Current subscriptions	3	77	39	47	.
Subscription per 1,000 population	0.53	1.16	4.96	5.73	.
Local Library Services					
Total library circulation	5,733	53,752	39,367	67,121	20,471
Circulations per capita	1.01	0.81	5.00	8.18	28.51
Circulations per paid staff member	11,466	8,023	28,119	11,187	20,471
Circulations per hour (overlapping)	6	14	24	30	20
Circulations per library visit	1.25	3.94	1.57	0.86	3.13
Standard loan period (days)	14	14	14	14	14
Collection turnover rate	0.41	0.81	1.73	0.98	1.72
Reference transactions	369	720	2,605	4,028	576
Reference transactions per capita	0.07	0.01	0.33	0.49	0.80
Library program attendance	0	1,200	2,683	435	1,078
Program attendance per capita	0.00	0.02	0.34	0.05	1.50
Number of library visits	4,569	13,632	25,000	77,876	6,550
Library visits per capita	0.81	0.20	3.18	9.49	9.12
Hours per week (non-overlapping)	20	55	32	45	20
Hours per week (overlapping)	19	73	31	43	19
Staffing (FTEs)					
Librarians with ALA-MLS	0.00	2.00	0.00	0.00	0.00
Other librarians	0.50	1.00	0.70	1.00	0.70
Other paid staff	0.00	3.70	0.70	5.00	0.30
Total paid staff	0.50	6.70	1.40	6.00	1.00
Population per ALA-MLS	.	33,285	.	.	.
Population per total paid staff	11,344	9,936	5,620	1,367	718
Head librarian's salary (\$)	400	32,000	10,200	15,930	8,373
Head librarian - hours per week	20	40	28	40	24
Total volunteer hours	853	.	969	80	60
Facilities					
Main library - square footage	0	0	5,300	10,000	2,000
Main + branches - square footage	0	0	5,300	10,000	2,000
Square footage per capita	0.00	0.00	0.67	1.22	2.79

Statistics by Library - 1991 (part 1)

City	Farmers Branch	Farmersville	Ferris	Flatonia	Florence
System	NETLS	NETLS	NETLS	CTLS	CTLS
County	Dallas	Collin	Ellis	Fayette	Williamson
Legal establishment	City	City	City	Unknown	City
Membership status (SFY 1993)	Member	Member	Member	Non-member	Member
Population served	24,250	3,345	2,212	1,295	829
Number of branches	0	0	0	0	0
Number of bookmobiles	0	0	0	0	0
Number of public service outlets	0	0	0	0	0
Expenditures (\$)					
Salaries and wages	542,200	14,895	7,000	0	0
Employee benefits	102,900	0	837	0	0
Subtotal: wages and benefits	645,100	14,895	7,837	0	0
Print materials	62,300	859	774	1,282	1,082
Serial subscriptions	22,300	44	221	0	75
Microforms	0	32	0	0	0
Audiovisual materials	5,600	0	0	0	0
Other materials	2,100	0	0	0	0
Subtotal: library materials	92,300	935	995	1,282	1,157
Furniture and equipment	4,800	0	343	0	796
Other operating expenses	107,200	2,443	2,019	127	5,022
Subtotal: miscellaneous	112,000	2,443	2,362	127	5,818
Total direct expenditures	849,400	18,273	11,194	1,409	6,975
Indirect costs	0	0	0	0	0
Total operating expenditures	849,400	18,273	11,194	1,409	6,975
Salaries & wages per capita	22.36	4.45	3.16	0.00	0.00
Materials expend. per capita	3.81	0.28	0.45	0.99	1.39
Total operating expend. per capita	35.03	5.46	5.06	1.09	8.41
Capital Outlay	0	0	0	0	1,202
% of Total Operating Expenses					
- Wages & benefits	76%	82%	70%	0%	0%
- Library materials	11%	5%	9%	91%	17%
- Miscellaneous other	13%	13%	21%	9%	83%
- Indirect costs	0%	0%	0%	0%	0%
Income by source (\$)					
City	849,400	17,414	12,912	1,000	2,500
County	0	3,100	0	0	0
School district	0	0	0	0	0
Subtotal: local gov't income	849,400	20,514	12,912	1,000	2,500
Foundation and corporate grants	0	0	0	0	0
Federal LSCA funds	0	0	0	0	0
Other federal funds	0	0	0	0	0
State funds	0	0	0	0	0
Other local income	0	1,432	0	609	4,474
Subtotal: all other income	0	1,432	0	609	4,474
Total income	849,400	21,946	12,912	1,609	6,974
Local gov't income per capita	35.03	6.13	5.84	0.77	3.02
Total income per capita	35.03	6.56	5.84	1.24	8.41

Library Collection	Farmers Branch	Farmersville	Forris	Flatonia	Florence
Books & serials - titles	75,414	10,604	8,472	8,000	8,229
Books & serials - items	94,990	11,079	8,789	8,000	8,830
Books & serials - items per capita	3.92	3.31	3.97	6.18	10.65
Uncataloged paperbacks - items	600	2,720	2,400	2,000	3,078
Government documents - items	0	0	0	0	0
Microforms - items	32,689	142	0	0	0
Audio materials - items	2,346	337	125	0	0
Films - items	11	0	0	0	0
Video materials - items	1,782	191	167	3	0
Machine readable materials - items	201	0	0	0	0
Other library materials - items	145	0	0	0	2,500
Total collection - titles	80,178	13,890	11,074	10,003	13,729
Total collection - items	132,764	14,469	11,481	10,003	14,408
Total collection - items per capita	5.47	4.33	5.19	7.72	17.38
Current subscriptions	248	4	6	6	4
Subscription per 1,000 population	10.23	1.20	2.71	4.63	4.83
Local Library Services					
Total library circulation	262,389	19,249	18,312	3,000	7,372
Circulations per capita	10.82	5.75	8.28	2.32	8.89
Circulations per paid staff member	12,354	19,249	36,624	.	14,744
Circulations per hour (overlapping)	79	9	18	3	3
Circulations per library visit	1.38	2.96	5.00	1.50	0.93
Standard loan period (days)	21	14	21	14	14
Collection turnover rate	1.98	1.33	1.59	0.30	0.51
Reference transactions	38,270	1,670	100	50	750
Reference transactions per capita	1.58	0.50	0.05	0.04	0.90
Library program attendance	18,478	490	200	40	1,180
Program attendance per capita	0.76	0.15	0.09	0.03	1.42
Number of library visits	189,704	6,500	3,662	2,000	7,954
Library visits per capita	7.82	1.94	1.66	1.54	9.59
Hours per week (non-overlapping)	65	40	20	20	43
Hours per week (overlapping)	64	39	20	19	41
Staffing (FTEs)					
Librarians with ALA-MLS	8.37	0.00	0.00	0.00	0.00
Other librarians	0.37	1.00	0.50	0.00	0.50
Other paid staff	12.50	0.00	0.00	0.00	0.00
Total paid staff	21.24	1.00	0.50	0.00	0.50
Population per ALA-MLS	2,897
Population per total paid staff	1,142	3,345	4,424	.	1,658
Head librarian's salary (\$)	59,220	13,440	6,760	0	.
Head librarian - hours per week	40	40	20	0	20
Total volunteer hours	1,354	30	0	1,250	10,000
Facilities					
Main library - square footage	35,000	2,145	0	2,400	2,400
Main + branches - square footage	35,000	2,145	0	2,400	2,400
Square footage per capita	1.44	0.64	0.00	1.85	2.90

Statistics by Library - 1991 (part 1)

City	Floresville	Flower Mound	Floydada	Forest Hill	Fort Davis
System	SAALS	NTLS	WTLS	NTLS	TTPLS
County	Wilson	Denton	Floyd	Tarrant	Jeff Davis
Legal establishment	County	City	County	City	County
Membership status (SFY 1993)	Member	Member	Member	Member	Member
Population served	22,650	18,419	8,470	11,482	1,946
Number of branches	1	0	1	0	0
Number of bookmobiles	0	0	0	0	0
Number of public service outlets	2	0	0	0	0
Expenditures (\$)					
Salaries and wages	33,608	80,255	24,630	15,477	7,746
Employee benefits	8,546	13,300	3,875	3,366	3,709
Subtotal: wages and benefits	42,154	93,555	28,505	18,843	11,455
Print materials	4,500	24,392	3,571	8,693	4,300
Serial subscriptions	360	1,386	770	607	0
Microforms	0	1,056	0	0	0
Audiovisual materials	0	665	0	0	0
Other materials	0	240	492	0	0
Subtotal: library materials	4,860	27,739	4,833	9,300	4,300
Furniture and equipment	0	0	1,300	500	0
Other operating expenses	6,800	927	2,998	11,309	1,700
Subtotal: miscellaneous	6,800	927	4,298	11,809	1,700
Total direct expenditures	53,814	122,221	37,636	39,952	17,455
Indirect costs	0	0	0	0	0
Total operating expenditures	53,814	122,221	37,636	39,952	17,455
Salaries & wages per capita	1.48	4.35	2.91	1.35	3.98
Materials expend. per capita	0.21	1.51	0.57	0.81	2.21
Total operating expend. per capita	2.38	6.64	4.44	3.48	8.97
Capital Outlay	0	405	0	1,200	0
% of Total Operating Expenses					
- Wages & benefits	78%	77%	76%	47%	66%
- Library materials	9%	23%	13%	23%	25%
- Miscellaneous other	13%	1%	11%	30%	10%
- Indirect costs	0%	0%	0%	0%	0%
Income by source (\$)					
City	1,500	92,625	0	39,952	0
County	51,301	30,150	36,092	0	18,155
School district	0	0	0	0	0
Subtotal: local gov't income	52,801	122,775	36,092	39,952	18,155
Foundation and corporate grants	0	5,000	0	0	0
Federal LSCA funds	0	0	0	0	0
Other federal funds	0	0	0	0	0
State funds	0	0	0	0	0
Other local income	975	3,000	1,542	404	0
Subtotal: all other income	975	8,000	1,542	404	0
Total income	53,776	130,775	37,634	40,356	18,155
Local gov't income per capita	2.33	6.67	4.26	3.48	9.33
Total income per capita	2.37	7.10	4.44	3.51	9.33

	Floresville	Flower Mound	Floydada	Forest Hill	Fort Dav's
Library Collection					
Books & serials - titles	32,026	11,861	23,130	12,942	11,655
Books & serials - items	32,093	14,117	40,880	15,207	11,775
Books & serials - items per capita	1.42	0.77	4.83	1.32	6.05
Uncataloged paperbacks - items	3,687	1,552	1,432	2,500	75
Government documents - items	.	0	20	0	0
Microforms - items	1	11,420	0	0	0
Audio materials - items	223	306	16	50	394
Films - items	2	32	0	0	0
Video materials - items	157	463	37	60	737
Machine readable materials - items	0	0	30	0	0
Other library materials - items	0	602	0	8	0
Total collection - titles	36,009	15,414	24,381	15,552	12,861
Total collection - items	36,163	28,492	42,415	17,825	12,981
Total collection - items per capita	1.60	1.55	5.01	1.55	6.67
Current subscriptions	38	17	44	28	33
Subscription per 1,000 population	1.68	0.92	5.19	2.44	16.96
Local Library Services					
Total library circulation	53,344	56,474	15,592	9,353	16,616
Circulations per capita	2.36	3.07	1.84	0.81	8.54
Circulations per paid staff member	21,338	14,119	10,395	6,928	30,211
Circulations per hour (overlapping)	15	31	5	6	15
Circulations per library visit	0.99	1.87	5.20	1.27	1.71
Standard loan period (days)	14	14	14	21	14
Collection turnover rate	1.48	1.98	0.37	0.52	1.28
Reference transactions	7,384	3,600	1,200	608	18
Reference transactions per capita	0.33	0.20	0.14	0.05	0.01
Library program attendance	3,923	3,917	100	220	25
Program attendance per capita	0.17	0.21	0.01	0.02	0.01
Number of library visits	53,874	30,149	3,000	7,353	9,698
Library visits per capita	2.38	1.64	0.35	0.64	4.98
Hours per week (non-overlapping)	45	36	40	33	22
Hours per week (overlapping)	67	35	58	32	22
Staffing (FTEs)					
Librarians with ALA-MLS	0.00	2.00	0.00	0.00	0.00
Other librarians	1.00	0.50	1.00	0.75	0.55
Other paid staff	1.50	1.50	0.50	0.60	0.00
Total paid staff	2.50	4.00	1.50	1.35	0.55
Population per ALA-MLS	.	9,210	.	.	.
Population per total paid staff	9,060	4,605	5,647	8,505	3,538
Head librarian's salary (\$)	14,028	30,060	16,273	13,034	7,520
Head librarian - hours per week	40	40	40	33	22
Total volunteer hours	891	552	12	610	75
Facilities					
Main library - square footage	5,000	1,700	2,484	1,350	1,096
Main + branches - square footage	6,296	1,700	3,654	1,350	1,096
Square footage per capita	0.28	0.09	0.43	0.12	0.56

Statistics by Library - 1991 (part 1)

City System	Fort Hancock	Fort Stockton	Fort Worth	Frankston	Fredericksburg
County	TTPLS	TTPLS	NTLS	NETLS	SAALS
Legal establishment	Hudspeth	Pecos	Tarrant	Anderson	Gillespie
Membership status (SFY 1993)	County	County	City	Non-profit	City-county
Population served	Member	Member	Member	Member	Member
Population served	2,777	12,096	447,619	2,823	17,204
Number of branches	0	0	9	0	0
Number of bookmobiles	0	0	1	0	1
Number of public service outlets	0	0	83	0	0
Expenditures (\$)					
Salaries and wages	34,592	124,728	3,349,209	10,000	97,722
Employee benefits	2,035	45,433	772,738	765	25,635
Subtotal: wages and benefits	36,627	170,161	4,121,947	10,765	123,357
Print materials	7,500	35,472	1,000,713	1,346	9,417
Serial subscriptions	644	4,626	145,500	513	1,968
Microforms	0	0	.	92	0
Audiovisual materials	0	3,404	20,000	0	314
Other materials	0	20,940	0	70	0
Subtotal: library materials	8,144	64,443	1,266,213	2,021	11,699
Furniture and equipment	0	0	12,631	625	113
Other operating expenses	0	8,659	986,871	8,292	45,194
Subtotal: miscellaneous	0	8,659	999,502	8,917	45,307
Total direct expenditures	44,771	243,263	6,387,662	21,703	180,363
Indirect costs	0	0	0	0	0
Total operating expenditures	44,771	243,263	6,387,662	21,703	180,363
Salaries & wages per capita	12.46	10.31	7.48	3.54	5.68
Materials expend. per capita	2.93	5.33	2.83	0.72	0.68
Total operating expend. per capita	16.12	20.11	14.27	7.69	10.48
Capital Outlay	0	0	0	0	0
% of Total Operating Expenses					
- Wages & benefits	82%	70%	65%	50%	68%
- Library materials	18%	26%	20%	9%	6%
- Miscellaneous other	0%	4%	16%	41%	25%
- Indirect costs	0%	0%	0%	0%	0%
Income by source (\$)					
City	0	7,000	6,315,771	7,500	38,998
County	0	230,475	0	7,500	146,705
School district	44,771	0	0	0	0
Subtotal: local gov't income	44,771	237,475	6,315,771	15,000	185,703
Foundation and corporate grants	0	0	10,000	0	0
Federal LSCA funds	0	0	37,266	0	0
Other federal funds	0	0	0	0	0
State funds	0	0	0	250	0
Other local income	6,525	5,788	27,625	7,011	0
Subtotal: all other income	6,525	5,788	74,891	7,261	0
Total income	51,296	243,263	6,390,662	22,261	185,703
Local gov't income per capita	16.12	19.63	14.11	5.31	10.79
Total income per capita	18.47	20.11	14.28	7.89	10.79

	Fort Hancock	Fort Stockton	Fort Worth	Frankston	Fredericksburg
Library Collection					
Books & serials - titles	8,000	41,656	.	13,515	35,897
Books & serials - items	8,500	47,763	1,693,975	13,825	38,894
Books & serials - items per capita	3.06	3.95	3.78	4.90	2.26
Uncataloged paperbacks - items	950	2,500	0	1,725	1,944
Government documents - items	0	0	0	0	0
Microforms - items	0	350	700,932	23	290
Audio materials - items	0	800	42,158	360	1,959
Films - items	0	45	19,988	0	4
Video materials - items	85	528	17,391	104	323
Machine readable materials - items	0	50	0	0	0
Other library materials - items	0	600	69,031	0	531
Total collection - titles	9,035	45,891	.	15,675	40,058
Total collection - items	9,535	52,636	2,543,475	16,037	43,945
Total collection - items per capita	3.43	4.35	5.68	5.68	2.55
Current subscriptions	21	245	2,067	23	99
Subscription per 1,000 population	7.56	20.25	4.62	8.15	5.75
Local Library Services					
Total library circulation	800	105,700	2,238,871	10,601	91,098
Circulations per capita	0.29	8.74	5.00	3.76	5.30
Circulations per paid staff member	800	14,093	15,602	6,709	15,183
Circulations per hour (overlapping)	0	44	91	9	35
Circulations per library visit	1.07	1.37	18.12	3.92	1.48
Standard loan period (days)	15	14	21	14	14
Collection turnover rate	0.08	2.01	0.88	0.66	2.07
Reference transactions	90	18,500	1,257,771	612	8,768
Reference transactions per capita	0.03	1.53	2.81	0.22	0.51
Library program attendance	300	8,757	46,864	469	694
Program attendance per capita	0.11	0.69	0.10	0.17	0.04
Number of library visits	750	76,904	123,568	2,704	61,614
Library visits per capita	0.27	6.36	0.28	0.96	3.58
Hours per week (non-overlapping)	40	48	65	23	47
Hours per week (overlapping)	33	46	475	23	50
Staffing (FTEs)					
Librarians with ALA-MLS	0.00	0.00	60.00	0.00	1.00
Other librarians	1.00	1.00	0.00	0.58	1.00
Other paid staff	0.00	6.50	83.50	1.00	4.00
Total paid staff	1.00	7.50	143.50	1.58	6.00
Population per ALA-MLS	.	.	7,460	.	17,204
Population per total paid staff	2,777	1,613	3,119	1,787	2,867
Head librarian's salary (\$)	36,627	27,940	72,800	10,000	24,360
Head librarian - hours per week	40	40	40	23	40
Total volunteer hours	0	520	26,754	2,000	2,879
Facilities					
Main library - square footage	5,000	12,200	125,000	5,744	10,170
Main + branches - square footage	5,000	12,200	197,112	5,744	10,170
Square footage per capita	1.80	1.01	0.44	2.03	0.59

Statistics by Library - 1991 (part 1)

City	Friendswood	Friona	Gainesville	Galveston	Garland
System	HALS	TPLS	NETLS	HALS	NETLS
County	Galveston	Parmer	Cooke	Galveston	Dallas
Legal establishment	FLS	City	County	FLS	City
Membership status (SFY 1993)	Member	Member	Member	Member	Member
Population served	25,647	3,688	28,066	70,245	180,650
Number of branches	0	0	0	0	2
Number of bookmobiles	0	0	0	0	0
Number of public service outlets	0	1	0	25	0
Expenditures (\$)					
Salaries and wages	187,307	24,857	75,555	667,460	991,997
Employee benefits	38,389	9,487	16,454	113,256	274,893
Subtotal: wages and benefits	225,696	34,344	92,009	780,716	1,266,890
Print materials	73,728	3,624	13,501	155,102	181,575
Serial subscriptions	7,951	505	2,518	25,874	46,252
Microforms	2,307	0	1,633	12,653	1,805
Audiovisual materials	4,811	0	2,037	10,806	16,546
Other materials	2,859	594	2,457	11,081	0
Subtotal: library materials	91,656	4,723	22,146	215,516	246,178
Furniture and equipment	11,986	404	0	16,797	3,428
Other operating expenses	42,450	10,971	10,721	514,972	507,647
Subtotal: miscellaneous	54,436	11,375	10,721	531,769	511,075
Total direct expenditures	371,788	50,442	124,876	1,528,001	2,024,143
Indirect costs	0	0	0	0	0
Total operating expenditures	371,788	50,442	124,876	1,528,001	2,024,143
Salaries & wages per capita	7.30	6.74	2.69	9.50	5.49
Materials expend. per capita	3.57	1.28	0.79	3.07	1.36
Total operating expend. per capita	14.50	13.68	4.45	21.75	11.20
Capital Outlay	0	0	0	0	0
% of Total Operating Expenses					
- Wages & benefits	61%	68%	74%	51%	63%
- Library materials	25%	9%	18%	14%	12%
- Miscellaneous other	15%	23%	9%	35%	25%
- Indirect costs	0%	0%	0%	0%	0%
Income by source (\$)					
City	321,361	50,443	0	865,759	2,006,747
County	27,759	0	123,237	137,482	0
School district	0	0	0	0	0
Subtotal: local gov't income	349,120	50,443	123,237	1,003,241	2,006,747
Foundation and corporate grants	0	0	0	0	1,700
Federal LSCA funds	0	0	0	0	15,696
Other federal funds	0	0	0	0	0
State funds	0	0	0	0	0
Other local income	21,872	0	1,640	555,594	0
Subtotal: all other income	21,872	0	1,640	555,594	17,396
Total income	370,992	50,443	124,877	1,558,835	2,024,143
Local gov't income per capita	13.61	13.68	4.39	14.28	11.11
Total income per capita	14.47	13.68	4.45	22.19	11.20

	Friendswood	Friona	Gainesville	Galveston	Garland
Library Collection					
Books & serials - titles	64,757	.	53,089	141,507	132,831
Books & serials - items	72,645	21,428	53,290	263,265	257,869
Books & serials - items per capita	2.83	5.81	1.90	3.75	1.43
Uncataloged paperbacks - items	3,000	2,500	3,346	9,290	0
Government documents - items	0	0	0	225,290	2,162
Microforms - items	1,012	0	422	54,193	19,046
Audio materials - items	1,756	122	1,502	9,014	5,780
Films - items	198	0	23	1,046	0
Video materials - items	471	36	388	1,039	4,268
Machine readable materials - items	0	0	0	0	0
Other library materials - items	146	0	12,333	2,097,724	0
Total collection - titles	70,237	.	59,654	290,888	143,400
Total collection - items	79,228	24,086	71,304	2,660,861	289,125
Total collection - items per capita	3.09	6.53	2.54	37.88	1.60
Current subscriptions	182	50	127	506	579
Subscription per 1,000 population	7.10	13.56	4.53	7.20	3.21
Local Library Services					
Total library circulation	177,167	29,517	107,478	256,908	893,809
Circulations per capita	6.91	8.00	3.83	3.66	4.95
Circulations per paid staff member	16,795	14,759	19,541	6,943	19,862
Circulations per hour (overlapping)	44	13	52	74	109
Circulations per library visit	1.71	2.62	4.30	0.86	.
Standard loan period (days)	21	14	21	21	21
Collection turnover rate	2.24	1.23	1.51	0.10	3.09
Reference transactions	14,381	971	17,063	43,836	195,529
Reference transactions per capita	0.56	0.26	0.61	0.62	1.08
Library program attendance	11,343	2,327	973	15,267	19,358
Program attendance per capita	0.44	0.63	0.03	0.22	0.11
Number of library visits	103,765	11,284	25,000	300,000	.
Library visits per capita	4.05	3.06	0.89	4.27	.
Hours per week (non-overlapping)	60	45	44	70	63
Hours per week (overlapping)	77	44	39	67	158
Staffing (FTEs)					
Librarians with ALA-MLS	2.50	0.00	1.00	9.00	17.00
Other librarians	1.50	1.00	1.00	1.00	2.00
Other paid staff	6.55	1.00	3.50	27.00	26.00
Total paid staff	10.55	2.00	5.50	37.00	45.00
Population per ALA-MLS	10,259	.	28,066	7,805	10,626
Population per total paid staff	2,431	1,844	5,103	1,899	4,014
Head librarian's salary (\$)	41,817	12,500	19,185	55,000	62,856
Head librarian - hours per week	40	40	40	40	40
Total volunteer hours	329	20	40	2,180	.
Facilities					
Main library - square footage	8,793	3,500	7,400	100,000	61,000
Main + branches - square footage	8,793	3,500	7,400	100,000	71,500
Square footage per capita	0.34	0.95	0.26	1.42	0.40

Statistics by Library - 1991 (part 1)

City	Gatesville	George West	Georgetown	Giddings	Gilmer
System	CTLS	STLS	CTLS	CTLS	NETLS
County	Coryell	Live Oak	Williamson	Lee	Upshur
Legal establishment	City	County	City	City	County
Membership status (SFY 1993)	Member	Member	Member	Member	Member
Population served	5,980	9,556	14,842	4,093	31,370
Number of branches	0	1	0	0	0
Number of bookmobiles	0	0	0	0	0
Number of public service outlets	0	0	3	0	0
Expenditures (\$)					
Salaries and wages	36,870	26,099	117,235	28,843	64,780
Employee benefits	8,182	19,682	18,386	10,689	27,448
Subtotal: wages and benefits	45,052	45,781	135,621	39,532	92,228
Print materials	5,042	11,095	26,222	8,004	13,634
Serial subscriptions	1,117	0	2,197	1,219	820
Microforms	0	0	0	137	815
Audiovisual materials	87	1,122	493	265	271
Other materials	2,012	2,390	0	394	0
Subtotal: library materials	8,258	14,607	28,912	10,019	15,540
Furniture and equipment	352	1,499	0	0	1,351
Other operating expenses	13,956	9,254	40,183	11,820	20,762
Subtotal: miscellaneous	14,308	10,753	40,183	11,820	22,113
Total direct expenditures	67,618	71,141	204,716	61,371	129,881
Indirect costs	0	0	0	0	0
Total operating expenditures	67,618	71,141	204,716	61,371	129,881
Salaries & wages per capita	6.17	2.73	7.90	7.05	2.07
Materials expend. per capita	1.38	1.53	1.95	2.45	0.50
Total operating expend. per capita	11.31	7.44	13.79	14.99	4.14
Capital Outlay	0	0	5,807	0	0
% of Total Operating Expenses					
- Wages & benefits	67%	64%	66%	64%	71%
- Library materials	12%	21%	14%	16%	12%
- Miscellaneous other	21%	15%	20%	19%	17%
- Indirect costs	0%	0%	0%	0%	0%
Income by source (\$)					
City	67,618	0	205,630	54,262	31,824
County	0	63,283	0	0	95,471
School district	0	0	0	0	0
Subtotal: local gov't income	67,618	63,283	205,630	54,262	127,295
Foundation and corporate grants	0	0	0	0	0
Federal LSCA funds	0	0	0	0	0
Other federal funds	0	0	0	0	0
State funds	0	0	0	0	0
Other local income	0	1,947	3,409	7,301	2,586
Subtotal: all other income	0	1,947	3,409	7,301	2,586
Total income	67,618	65,230	209,039	61,563	129,881
Local gov't income per capita	11.31	6.62	13.85	13.26	4.06
Total income per capita	11.31	6.83	14.08	15.04	4.14

	Gatesville	George West	Georgetown	Giddings	Gilmer
Library Collection					
Books & serials - titles	21,474	62,756	40,630	15,469	42,548
Books & serials - items	21,834	62,756	51,618	16,481	48,035
Books & serials - items per capita	3.65	6.57	3.48	4.03	1.53
Uncataloged paperbacks - items	778	6,000	0	1,877	700
Government documents - items	0	0	0	0	0
Microforms - items	204	0	0	196	763
Audio materials - items	249	35	108	435	782
Films - items	5	12	0	0	0
Video materials - items	17	75	0	13	101
Machine readable materials - items	25	350	0	0	0
Other library materials - items	39	0	0	97	196
Total collection - titles	22,791	69,228	40,730	17,735	44,695
Total collection - items	23,151	69,228	51,726	19,099	50,577
Total collection - items per capita	3.87	7.24	3.49	4.67	1.61
Current subscriptions	51	35	84	60	64
Subscription per 1,000 population	8.53	3.66	5.66	14.66	2.04
Local Library Services					
Total library circulation	43,945	66,010	143,124	30,806	61,374
Circulations per capita	7.35	6.91	9.64	7.53	1.96
Circulations per paid staff member	14,648	16,503	19,083	10,269	11,408
Circulations per hour (overlapping)	19	32	53	18	23
Circulations per library visit	1.76	3.22	2.12	1.60	1.90
Standard loan period (days)	14	14	14	14	21
Collection turnover rate	1.90	0.95	2.77	1.61	1.21
Reference transactions	1,050	6,972	4,576	182	9,110
Reference transactions per capita	0.18	0.73	0.31	0.04	0.29
Library program attendance	890	157	9,736	1,194	2,416
Program attendance per capita	0.15	0.02	0.66	0.29	0.08
Number of library visits	25,000	20,520	67,562	19,213	32,284
Library visits per capita	4.18	2.15	4.55	4.69	1.03
Hours per week (non-overlapping)	45	20	53	35	54
Hours per week (overlapping)	44	39	51	34	52
Staffing (FTEs)					
Librarians with ALA-MLS	0.00	0.00	1.00	0.00	1.00
Other librarians	1.00	1.00	0.00	1.00	0.00
Other paid staff	2.00	3.00	6.50	2.00	4.38
Total paid staff	3.00	4.00	7.50	3.00	5.38
Population per ALA-MLS	.	.	14,842	.	31,370
Population per total paid staff	1,993	2,389	1,979	1,364	5,831
Head librarian's salary (\$)	15,600	9,061	29,000	13,000	23,172
Head librarian - hours per week	4	20	40	40	40
Total volunteer hours	60	0	886	20	1,092
Facilities					
Main library - square footage	5,000	2,400	17,000	4,480	12,400
Main + branches - square footage	5,000	4,850	17,000	4,480	12,400
Square footage per capita	0.84	0.51	1.15	1.09	0.40

Statistics by Library - 1991 (part 1)

City	Gladewater	Glen Rose	Goliad	Gonzales	Graham
System	NETLS	NTLS	STLS	STLS	NTLS
County	Gregg	Somervell	Goliad	Gonzales	Young
Legal establishment	City	County	County	FLS	City
Membership status (SFY 1993)	Member	Member	Member	Non-member	Member
Population served	7,229	5,360	5,980	16,065	8,986
Number of branches	0	0	0	0	0
Number of bookmobiles	0	0	0	0	0
Number of public service outlets	0	0	0	0	0
Expenditures (\$)					
Salaries and wages	23,397	35,938	25,085	44,000	78,600
Employee benefits	5,424	10,359	8,095	13,000	21,000
Subtotal: wages and benefits	28,821	46,297	33,180	57,000	99,600
Print materials	1,554	9,760	10,950	20,000	22,600
Serial subscriptions	1,308	374	350	1,500	1,040
Microforms	0	37	0	330	0
Audiovisual materials	140	0	300	3,000	12,800
Other materials	0	0	0	0	525
Subtotal: library materials	3,002	10,171	11,600	24,830	36,965
Furniture and equipment	350	0	250	0	3,500
Other operating expenses	15,011	2,604	6,850	0	25,500
Subtotal: miscellaneous	15,361	2,604	7,100	0	29,000
Total direct expenditures	47,184	59,072	51,880	81,830	165,565
Indirect costs	0	0	0	0	0
Total operating expenditures	47,184	59,072	51,880	81,830	165,565
Salaries & wages per capita	3.24	6.70	4.19	2.74	8.75
Materials expend. per capita	0.42	1.90	1.94	1.55	4.11
Total operating expend. per capita	6.53	11.02	8.68	5.09	18.42
Capital Outlay	3,192	0	0	0	0
% of Total Operating Expenses					
- Wages & benefits	61%	78%	64%	70%	60%
- Library materials	6%	17%	22%	30%	22%
- Miscellaneous other	33%	4%	14%	0%	18%
- Indirect costs	0%	0%	0%	0%	0%
Income by source (\$)					
City	19,000	0	1,200	3,000	132,233
County	10,000	53,686	45,030	500	0
School district	0	0	0	0	0
Subtotal: local gov't income	29,000	53,686	46,230	3,500	132,233
Foundation and corporate grants	500	0	0	0	0
Federal LSCA funds	0	0	0	0	0
Other federal funds	0	0	0	0	0
State funds	120	0	0	0	0
Other local income	17,896	5,387	767	19,500	37,582
Subtotal: all other income	18,516	5,387	767	19,500	37,582
Total income	47,516	59,073	46,997	23,000	169,815
Local gov't income per capita	4.01	10.02	7.73	0.22	14.72
Total income per capita	6.57	11.02	7.86	1.43	18.90

	Gladewater	Glen Rose	Goliad	Gonzales	Graham
Library Collection					
Books & serials - titles	27,317	12,100	.	31,000	35,425
Books & serials - items	27,890	12,603	10,567	31,000	35,850
Books & serials - items per capita	3.86	2.35	1.77	1.93	3.99
Uncataloged paperbacks - items	2,780	0	2,086	2,000	675
Government documents - items	0	0	6	0	.
Microforms - items	146	178	0	330	2,175
Audio materials - items	300	236	7	890	1,400
Films - items	0	0	0	0	5
Video materials - items	264	0	163	500	3,924
Machine readable materials - items	0	0	0	0	35
Other library materials - items	93	0	0	0	800
Total collection - titles	30,900	12,514	.	34,720	42,298
Total collection - items	31,473	13,017	12,829	34,720	44,864
Total collection - items per capita	4.35	2.43	2.15	2.16	4.99
Current subscriptions	72	4	25	70	52
Subscription per 1,000 population	9.96	0.75	4.18	4.36	5.79
Local Library Services					
Total library circulation	44,410	19,328	22,602	.	142,102
Circulations per capita	6.14	3.61	3.78	.	15.81
Circulations per paid staff member	19,478	9,204	11,301	.	30,892
Circulations per hour (overlapping)	20	10	10	.	53
Circulations per library visit	3.52	1.24	1.06	.	2.39
Standard loan period (days)	14	14	14	14	14
Collection turnover rate	1.41	1.48	1.76	.	3.17
Reference transactions	3,150	675	535	.	5,665
Reference transactions per capita	0.44	0.13	0.09	.	0.63
Library program attendance	1,574	30	1,272	500	5,590
Program attendance per capita	0.22	0.01	0.21	0.03	0.62
Number of library visits	12,600	15,600	21,382	.	59,400
Library visits per capita	1.74	2.91	3.58	.	6.61
Hours per week (non-overlapping)	45	40	44	43	53
Hours per week (overlapping)	43	39	42	.	52
Staffing (FTEs)					
Librarians with ALA-MLS	0.00	0.00	0.00	0.00	2.00
Other librarians	1.00	0.83	1.00	1.00	0.00
Other paid staff	1.28	1.27	1.00	3.00	2.60
Total paid staff	2.28	2.10	2.00	4.00	4.60
Population per ALA-MLS	4,493
Population per total paid staff	3,171	2,552	2,990	4,016	1,953
Head librarian's salary (\$)	12,000	15,547	14,775	15,000	32,975
Head librarian - hours per week	40	33	40	40	40
Total volunteer hours	10	0	400	0	4,548
Facilities					
Main library - square footage	5,070	4,950	6,582	4,600	8,000
Main + branches - square footage	5,070	4,950	6,582	4,600	8,000
Square footage per capita	0.70	0.92	1.10	0.29	0.89

Statistics by Library - 1991 (part 1)

City	Granbury	Grand Prairie	Grand Saline	Grapevine	Greenville
System	NTLS	NETLS	NETLS	NTLS	NETLS
County	Hood	Dallas	Van Zandt	Tarrant	Hunt
Legal establishment	County	City	City	City	City
Membership status (SFY 1993)	Member	Member	Member	Member	Member
Population served	28,981	99,616	5,078	48,991	44,058
Number of branches	0	0	0	0	0
Number of bookmobiles	0	1	0	0	0
Number of public service outlets	0	0	0	0	0
Expenditures (\$)					
Salaries and wages	48,980	459,193	7,488	280,014	119,571
Employee benefits	17,184	118,548	880	38,978	25,705
Subtotal: wages and benefits	66,164	577,741	8,368	318,992	145,276
Print materials	20,600	71,000	1,372	92,561	.
Serial subscriptions	2,125	18,200	75	23,614	.
Microforms	0	0	0	7,000	0
Audiovisual materials	250	5,000	0	21,796	0
Other materials	0	0	0	5,000	0
Subtotal: library materials	22,975	94,200	1,447	149,971	0
Furniture and equipment	6,200	0	0	0	0
Other operating expenses	26,692	160,182	7,749	77,252	43,443
Subtotal: miscellaneous	32,892	160,182	7,749	77,252	43,443
Total direct expenditures	122,031	832,123	17,564	546,215	188,719
Indirect costs	0	0	0	0	0
Total operating expenditures	122,031	832,123	17,564	546,215	188,719
Salaries & wages per capita	1.69	4.61	1.47	5.72	2.71
Materials expend. per capita	0.79	0.95	0.28	3.06	0.33
Total operating expend. per capita	4.21	8.35	3.46	11.15	4.61
Capital Outlay	25,000	0	0	0	0
% of Total Operating Expenses					
- Wages & benefits	54%	69%	48%	58%	71%
- Library materials	19%	11%	8%	27%	7%
- Miscellaneous other	27%	19%	44%	14%	21%
- Indirect costs	0%	0%	0%	0%	0%
Income by source (\$)					
City	0	832,123	9,000	546,215	199,203
County	100,000	0	5,000	0	4,008
School district	0	0	0	0	0
Subtotal: local gov't income	100,000	832,123	14,000	546,215	203,211
Foundation and corporate grants	0	0	0	0	0
Federal LSCA funds	0	0	0	0	0
Other federal funds	0	0	0	0	0
State funds	0	0	0	0	0
Other local income	22,031	0	3,564	0	0
Subtotal: all other income	22,031	0	3,564	0	0
Total income	122,031	832,123	17,564	546,215	203,211
Local gov't income per capita	3.45	8.35	2.76	11.15	4.61
Total income per capita	4.21	8.35	3.46	11.15	4.61

200

	Granbury	Grand Prairie	Grand Saline	Grapevine	Greenville
Library Collection					
Books & serials - titles	29,250	88,194	18,632	46,983	46,961
Books & serials - items	29,410	107,105	18,632	49,127	53,967
Books & serials - items per capita	1.01	1.08	3.67	1.00	1.22
Uncataloged paperbacks - items	2,500	0	7,000	2,000	2,058
Government documents - items	0	0	0	0	0
Microforms - items	95	0	36	30,290	547
Audio materials - items	410	5,303	306	7,585	376
Films - items	0	68	0	30	1
Video materials - items	150	843	10	2,431	481
Machine readable materials - items	0	0	0	1,159	0
Other library materials - items	60	22	0	175	887
Total collection - titles	32,137	94,000	25,984	60,076	52,344
Total collection - items	32,625	113,341	25,984	92,797	63,417
Total collection - items per capita	1.13	1.14	5.12	1.89	1.44
Current subscriptions	54	187	4	182	98
Subscription per 1,000 population	1.86	1.88	0.79	3.71	2.22
Local Library Services					
Total library circulation	77,500	321,549	21,350	357,855	74,417
Circulations per capita	2.67	3.23	4.20	7.30	1.69
Circulations per paid staff member	22,143	15,415	26,688	26,706	9,349
Circulations per hour (overlapping)	29	71	13	135	25
Circulations per library visit	1.77	1.51	3.22	2.48	1.63
Standard loan period (days)	14	14	14	14	14
Collection turnover rate	2.38	2.84	0.82	3.86	1.17
Reference transactions	9,500	23,029	862	5,226	13,254
Reference transactions per capita	0.33	0.23	0.17	0.11	0.30
Library program attendance	3,800	14,945	533	11,972	2,703
Program attendance per capita	0.13	0.15	0.10	0.24	0.06
Number of library visits	43,680	213,440	6,630	144,300	45,573
Library visits per capita	1.51	2.14	1.31	2.95	1.03
Hours per week (non-overlapping)	52	63	32	53	61
Hours per week (overlapping)	52	87	31	51	58
Staffing (FTEs)					
Librarians with ALA-MLS	0.00	8.00	0.00	4.75	1.00
Other librarians	1.00	0.00	0.80	0.75	0.38
Other paid staff	2.50	12.86	0.00	7.90	6.58
Total paid staff	3.50	20.86	0.80	13.40	7.96
Population per ALA-MLS	.	12,452	.	10,314	44,058
Population per total paid staff	8,280	4,775	6,348	3,656	5,535
Head librarian's salary (\$)	20,826	56,350	7,488	48,701	28,762
Head librarian - hours per week	40	40	32	40	40
Total volunteer hours	2,500	2,111	832	5,641	1,596
Facilities					
Main library - square footage	0	20,400	2,250	15,000	7,995
Main + branches - square footage	0	20,400	2,250	15,000	7,995
Square footage per capita	0.00	0.20	0.44	0.31	0.18

Statistics by Library - 1991 (part 1)

City	Groesbeck	Groves	Groveton	Gruver	Guthrie
System	CTLS	HALS	HALS	TPLS	WTLS
County	Limestone	Jefferson	Trinity	Hansford	King
Legal establishment	City	City	City	City	County
Membership status (SFY 1993)	Member	Member	Member	Member	Member
Population served	6,594	16,513	3,296	1,569	354
Number of branches	0	0	0	0	0
Number of bookmobiles	0	0	0	0	0
Number of public service outlets	0	0	2	0	0
Expenditures (\$)					
Salaries and wages	17,210	57,818	525	7,263	7,035
Employee benefits	3,273	21,132	0	0	543
Subtotal: wages and benefits	20,483	78,950	525	7,263	7,578
Print materials	3,802	13,800	1,696	553	8,252
Serial subscriptions	231	1,270	227	123	0
Microforms	0	0	0	0	0
Audiovisual materials	0	1,050	219	0	2,644
Other materials	20	6,102	125	0	595
Subtotal: library materials	4,053	22,222	2,267	676	11,491
Furniture and equipment	1,307	0	0	0	4,382
Other operating expenses	6,482	13,173	895	2,046	6,568
Subtotal: miscellaneous	7,789	13,173	895	2,046	10,950
Total direct expenditures	32,325	114,345	3,687	9,985	30,019
Indirect costs	0	0	1,943	0	0
Total operating expenditures	32,325	114,345	5,630	9,985	30,019
Salaries & wages per capita	2.61	3.50	0.16	4.63	19.87
Materials expend. per capita	0.61	1.35	0.69	0.43	32.46
Total operating expend. per capita	4.90	6.92	1.71	6.36	84.80
Capital Outlay	0	0	0	0	0
% of Total Operating Expenses					
- Wages & benefits	63%	69%	9%	73%	25%
- Library materials	13%	19%	40%	7%	38%
- Miscellaneous other	24%	12%	16%	20%	36%
- Indirect costs	0%	0%	35%	0%	0%
Income by source (\$)					
City	24,334	92,123	2,936	3,900	0
County	5,000	0	2,010	4,125	10,020
School district	0	0	0	0	0
Subtotal: local gov't income	29,334	92,123	4,946	8,025	10,020
Foundation and corporate grants	0	0	0	0	0
Federal LSCA funds	0	0	0	0	20,000
Other federal funds	0	0	0	0	0
State funds	0	0	0	0	0
Other local income	3,484	22,222	1,185	699	0
Subtotal: all other income	3,484	22,222	1,185	699	20,000
Total income	32,818	114,345	6,131	8,724	30,020
Local gov't income per capita	4.45	5.58	2.22 1.50	5.11	28.30
Total income per capita	4.98	6.92	1.86	5.56	84.80

	Groesbeck	Groves	Groveton	Gruver	Guthrie
Library Collection					
Books & serials - titles	14,640	29,080	11,325	10,642	8,202
Books & serials - items	15,101	31,001	11,355	11,063	8,242
Books & serials - items per capita	2.29	1.88	3.45	7.05	23.28
Uncataloged paperbacks - items	6,637	5,678	475	6,012	900
Government documents - items	0	0	0	0	0
Microforms - items	0	0	0	0	0
Audio materials - items	87	52	0	0	84
Films - items	16	0	0	0	0
Video materials - items	49	551	19	0	275
Machine readable materials - items	0	0	0	0	0
Other library materials - items	290	0	0	0	45
Total collection - titles	21,242	35,361	11,819	16,294	9,506
Total collection - items	22,180	37,282	11,849	17,075	9,546
Total collection - items per capita	3.36	2.26	3.59	10.88	26.97
Current subscriptions	26	57	10	4	0
Subscription per 1,000 population	3.94	3.45	3.03	2.55	0.00
Local Library Services					
Total library circulation	28,109	63,384	7,540	5,376	1,993
Circulations per capita	4.26	3.84	2.29	3.43	5.63
Circulations per paid staff member	18,739	19,503	7,540	10,752	3,986
Circulations per hour (overlapping)	19	25	6	5	2
Circulations per library visit	3.18	2.67	11.17	1.78	1.22
Standard loan period (days)	14	21	14	14	21
Collection turnover rate	1.27	1.70	0.64	0.31	0.21
Reference transactions	3,064	9,041	170	78	210
Reference transactions per capita	0.46	0.55	0.05	0.05	0.59
Library program attendance	2,108	4,093	125	2,600	182
Program attendance per capita	0.32	0.25	0.04	1.66	0.51
Number of library visits	8,846	23,762	675	3,025	1,630
Library visits per capita	1.34	1.44	0.20	1.93	4.60
Hours per week (non-overlapping)	30	50	28	20	21
Hours per week (overlapping)	29	48	26	19	20
Staffing (FTEs)					
Librarians with ALA-MLS	0.00	0.00	0.00	0.00	0.00
Other librarians	0.75	1.00	0.50	0.50	0.50
Other paid staff	0.75	2.25	0.50	0.00	0.00
Total paid staff	1.50	3.25	1.00	0.50	0.50
Population per ALA-MLS
Population per total paid staff	4,396	5,081	3,296	3,138	708
Head librarian's salary (\$)	7,962	30,654	4,046	7,263	7,578
Head librarian - hours per week	30	40	20	20	20
Total volunteer hours	2,080	1,369	35	0	0
Facilities					
Main library - square footage	4,200	10,256	1,020	4,350	0
Main + branches - square footage	4,200	10,256	1,020	4,350	0
Square footage per capita	0.64	0.62	0.31	2.77	0.00

Statistics by Library - 1991 (part 1)

City	Hale Center	Hallettsville	Haltom City	Hamilton	Harker Heights
System	WTLS	STLS	NTLS	CTLS	CTLS
County	Hale	Lavaca	Tarrant	Hamilton	Bell
Legal establishment	Non-profit	City	City	City	City
Membership status (SFY 1993)	Member	Member	Member	Member	Member
Population served	2,590	2,718	32,856	7,733	12,841
Number of branches	0	0	0	0	0
Number of bookmobiles	0	0	0	0	0
Number of public service outlets	0	0	0	0	0
Expenditures (\$)					
Salaries and wages	5,020	17,847	181,262	14,718	26,571
Employee benefits	565	4,522	47,776	0	5,749
Subtotal: wages and benefits	5,585	22,369	229,038	14,718	32,320
Print materials	1,564	3,854	28,786	2,459	5,900
Serial subscriptions	0	518	2,360	364	220
Microforms	0	1,151	0	89	0
Audiovisual materials	668	503	3,574	160	40
Other materials	0	0	0	0	200
Subtotal: library materials	2,232	6,026	34,720	3,072	6,360
Furniture and equipment	0	747	0	0	0
Other operating expenses	4,603	13,683	14,118	5,067	9,460
Subtotal: miscellaneous	4,603	14,430	14,118	5,067	9,460
Total direct expenditures	12,420	42,825	277,876	22,857	48,140
Indirect costs	0	0	0	0	0
Total operating expenditures	12,420	42,825	277,876	22,857	48,140
Salaries & wages per capita	1.94	6.57	5.52	1.90	2.07
Materials expend. per capita	0.86	2.22	1.06	0.40	0.50
Total operating expend. per capita	4.80	15.76	8.46	2.96	3.75
Capital Outlay	0	0	0	81,635	0
% of Total Operating Expenses					
- Wages & benefits	45%	52%	82%	64%	67%
- Library materials	18%	14%	12%	13%	13%
- Miscellaneous other	37%	34%	5%	22%	20%
- Indirect costs	0%	0%	0%	0%	0%
Income by source (\$)					
City	3,600	36,799	277,876	7,500	48,140
County	2,400	0	0	6,500	0
School district	0	0	0	0	0
Subtotal: local gov't income	6,000	36,799	277,876	14,000	48,140
Foundation and corporate grants	0	6,249	0	0	750
Federal LSCA funds	0	0	0	0	0
Other federal funds	0	0	0	0	0
State funds	0	0	0	0	0
Other local income	6,420	4,590	0	8,857	2,000
Subtotal: all other income	6,420	10,839	0	8,857	2,750
Total income	12,420	47,638	277,876	22,857	50,890
Local gov't income per capita	2.32	13.54	8.46	1.81	3.75
Total income per capita	4.80	17.53	8.46	2.96	3.96

	Hale Center	Hallettsville	Haltom City	Hamilton	Harker Heights
Library Collection					
Books & serials - titles	9,159	13,853	59,165	11,050	18,600
Books & serials - items	9,317	13,930	61,909	11,609	19,500
Books & serials - items per capita	3.60	5.13	1.88	1.50	1.52
Uncataloged paperbacks - items	829	749	6,634	4,810	3,050
Government documents - items	0	0	.	0	0
Microforms - items	0	85	9,659	10	0
Audio materials - items	217	14	532	8	35
Films - items	0	0	26	0	0
Video materials - items	148	246	903	19	20
Machine readable materials - items	0	0	.	0	0
Other library materials - items	0	0	2,360	0	0
Total collection - titles	10,345	14,947	62,083	15,790	21,655
Total collection - items	10,511	15,024	82,023	16,456	22,605
Total collection - items per capita	4.06	5.53	2.50	2.13	1.76
Current subscriptions	15	36	59	22	27
Subscription per 1,000 population	5.79	13.25	1.80	2.84	2.10
Local Library Services					
Total library circulation	10,006	34,973	142,150	21,894	49,600
Circulations per capita	3.86	12.87	4.33	2.83	3.86
Circulations per paid staff member	17,868	18,603	11,846	7,819	19,840
Circulations per hour (overlapping)	9	31	58	14	30
Circulations per library visit	1.65	1.28	9.48	1.44	1.42
Standard loan period (days)	14	14	15	14	14
Collection turnover rate	0.95	2.33	1.73	1.33	2.19
Reference transactions	70	1,807	3,000	119	6,500
Reference transactions per capita	0.03	0.66	0.09	0.02	0.51
Library program attendance	363	848	11,548	1,299	6,200
Program attendance per capita	0.14	0.31	0.35	0.17	0.48
Number of library visits	6,052	27,244	15,000	15,165	35,000
Library visits per capita	2.34	10.02	0.46	1.96	2.73
Hours per week (non-overlapping)	23	28	48	32	32
Hours per week (overlapping)	22	22	47	31	31
Staffing (FTEs)					
Librarians with ALA-MLS	0.00	0.00	3.00	0.00	1.00
Other librarians	0.56	0.58	0.00	1.40	0.00
Other paid staff	0.00	1.30	9.00	1.40	1.50
Total paid staff	0.56	1.88	12.00	2.80	2.50
Population per ALA-MLS	.	.	10,952	.	12,841
Population per total paid staff	4,625	1,446	2,738	2,762	5,136
Head librarian's salary (\$)	5,525	6,893	37,500	6,600	13,000
Head librarian - hours per week	22	23	40	28	40
Total volunteer hours	981	120	3,000	232	2,000
Facilities					
Main library - square footage	2,500	2,300	0	3,500	5,000
Main + branches - square footage	2,500	2,300	0	3,500	5,000
Square footage per capita	0.97	0.85	0.00	0.45	0.39

Statistics by Library - 1991 (part 1)

City System	Harlingen STLS	Haskell BCLS	Hawkins NETLS	Hearne CTLS	Hebbronville STLS
County	Cameron	Haskell	Wood	Robertson	Jim Hogg
Legal establishment	City	County	City	City	County
Membership status (SFY 1993)	Member	Member	Member	Member	Member
Population served	64,908	6,820	6,522	5,132	5,109
Number of branches	0	0	0	0	0
Number of bookmobiles	0	0	0	0	0
Number of public service outlets	1	0	0	0	0
Expenditures (\$)					
Salaries and wages	249,717	10,573	6,618	10,040	20,338
Employee benefits	75,134	0	1,082	1,880	8,106
Subtotal: wages and benefits	324,851	10,573	7,700	11,920	28,444
Print materials	57,999	2,959	3,134	3,620	4,560
Serial subscriptions	12,020	0	0	123	550
Microforms	183	0	0	0	0
Audiovisual materials	2,790	0	366	0	490
Other materials	0	0	830	0	0
Subtotal: library materials	72,992	2,959	4,330	3,743	5,600
Furniture and equipment	19,242	0	0	83	0
Other operating expenses	74,844	690	6,670	1,830	1,288
Subtotal: miscellaneous	94,086	690	6,670	1,913	1,288
Total direct expenditures	491,929	14,222	18,700	17,576	35,332
Indirect costs	0	0	0	0	0
Total operating expenditures	491,929	14,222	18,700	17,576	35,332
Salaries & wages per capita	3.85	1.55	1.01	1.96	3.98
Materials expend. per capita	1.12	0.43	0.66	0.73	1.10
Total operating expend. per capita	7.58	2.09	2.87	3.42	6.92
Capital Outlay	0	0	52,100	0	0
% of Total Operating Expenses					
- Wages & benefits	66%	74%	41%	68%	81%
- Library materials	15%	21%	23%	21%	16%
- Miscellaneous other	19%	5%	36%	11%	4%
- Indirect costs	0%	0%	0%	0%	0%
Income by source (\$)					
City	466,334	0	13,700	16,337	0
County	14,082	13,023	5,000	0	32,339
School district	0	0	0	0	0
Subtotal: local gov't income	480,416	13,023	18,700	16,337	32,339
Foundation and corporate grants	0	0	0	0	10,500
Federal LSCA funds	0	0	0	0	0
Other federal funds	0	0	0	0	0
State funds	0	0	0	0	0
Other local income	66,019	1,572	150	1,238	0
Subtotal: all other income	66,019	1,572	150	1,238	10,500
Total income	546,435	14,595	18,850	17,575	42,839
Local gov't income per capita	7.40	1.91	2.87	3.18	6.33
Total income per capita	8.42	2.14	2.89	3.42	8.39

	Harlingen	Haskell	Hawkins	Hearne	Hebbronville
Library Collection					
Books & serials - titles	73,491	.	11,330	7,118	15,249
Books & serials - items	75,525	13,500	12,500	7,313	17,765
Books & serials - items per capita	1.16	1.98	1.92	1.42	3.48
Uncataloged paperbacks - items	3,091	2,000	1,200	3,500	1,248
Government documents - items	150	0	0	0	0
Microforms - items	3,063	0	0	34	0
Audio materials - items	389	0	62	33	406
Films - items	16	0	0	0	0
Video materials - items	1,045	0	308	3	189
Machine readable materials - items	0	0	0	0	0
Other library materials - items	25	0	0	0	0
Total collection - titles	78,404	.	12,693	10,624	17,092
Total collection - items	83,304	15,500	14,070	10,883	19,608
Total collection - items per capita	1.28	2.27	2.16	2.12	3.84
Current subscriptions	257	0	2	8	34
Subscription per 1,000 population	3.96	0.00	0.31	1.56	6.65
Local Library Services					
Total library circulation	163,663	16,200	9,194	12,707	8,180
Circulations per capita	2.52	2.38	1.41	2.48	1.60
Circulations per paid staff member	10,559	27,000	11,493	11,245	4,090
Circulations per hour (overlapping)	64	13	7	9	4
Circulations per library visit	0.80	.	1.72	1.67	2.64
Standard loan period (days)	21	14	14	14	14
Collection turnover rate	1.96	1.05	0.65	1.17	0.42
Reference transactions	9,817	.	260	45	776
Reference transactions per capita	0.15	.	0.04	0.01	0.15
Library program attendance	4,320	42	1,246	1,751	202
Program attendance per capita	0.07	0.01	0.19	0.34	0.04
Number of library visits	204,401	.	5,340	7,622	3,102
Library visits per capita	3.15	.	0.82	1.49	0.61
Hours per week (non-overlapping)	57	24	35	30	40
Hours per week (overlapping)	49	23	26	29	40
Staffing (FTEs)					
Librarians with ALA-MLS	2.00	0.00	0.00	0.00	0.00
Other librarians	0.00	0.60	0.80	0.75	1.00
Other paid staff	13.50	0.00	0.00	0.38	1.00
Total paid staff	15.50	0.60	0.80	1.13	2.00
Population per ALA-MLS	32,454
Population per total paid staff	4,188	11,367	8,153	4,542	2,555
Head librarian's salary (\$)	31,677	7,073	7,700	7,831	11,094
Head librarian - hours per week	40	24	32	30	40
Total volunteer hours	1,606	468	1,530	1,118	0
Facilities					
Main library - square footage	19,000	1,728	5,200	3,125	3,056
Main + branches - square footage	19,000	1,728	5,200	3,125	3,056
Square footage per capita	0.29	0.25	0.80	0.61	0.60

Statistics by Library - 1991 (part 1)

City	Hempstead	Henderson	Henrietta	Hereford	Hewitt
System	HALS	NETLS	NTLS	TPLS	CTLS
County	Waller	Rusk	Clay	Deaf Smith	McLennan
Legal establishment	County	County	County	County	City
Membership status (SFY 1993)	Member	Member	Member	Member	Member
Population served	23,390	40,927	10,024	19,153	8,983
Number of branches	1	3	0	0	0
Number of bookmobiles	0	0	0	0	0
Number of public service outlets	0	0	0	1	0
Expenditures (\$)					
Salaries and wages	59,112	195,462	26,781	79,723	9,740
Employee benefits	18,732	46,676	8,500	20,824	0
Subtotal: wages and benefits	77,844	242,138	35,281	100,547	9,740
Print materials	16,726	41,924	3,222	37,612	6,330
Serial subscriptions	941	15,504	2,400	4,495	190
Microforms	0	0	68	0	0
Audiovisual materials	.	1,317	0	131	0
Other materials	0	0	0	0	0
Subtotal: library materials	17,667	58,745	5,690	42,238	6,520
Furniture and equipment	1,499	0	0	9,210	2,220
Other operating expenses	4,042	51,823	11,494	30,471	1,720
Subtotal: miscellaneous	5,541	51,823	11,494	39,681	3,940
Total direct expenditures	101,052	352,706	52,465	182,466	20,200
Indirect costs	0	0	0	0	0
Total operating expenditures	101,052	352,706	52,465	182,466	20,200
Salaries & wages per capita	2.53	4.78	2.67	4.16	1.08
Materials expend. per capita	0.76	1.44	0.57	2.21	0.73
Total operating expend. per capita	4.32	8.62	5.23	9.53	2.25
Capital Outlay	0	728	0	0	0
% of Total Operating Expenses					
- Wages & benefits	77%	69%	67%	55%	48%
- Library materials	17%	17%	11%	23%	32%
- Miscellaneous other	5%	15%	22%	22%	20%
- Indirect costs	0%	0%	0%	0%	0%
Income by source (\$)					
City	0	0	0	0	19,730
County	101,050	336,564	41,609	182,336	0
School district	0	0	0	0	0
Subtotal: local gov't income	101,050	336,564	41,609	182,336	19,730
Foundation and corporate grants	0	0	0	0	0
Federal LSCA funds	0	0	0	0	0
Other federal funds	0	0	0	0	0
State funds	0	0	0	0	0
Other local income	0	16,142	10,856	131	470
Subtotal: all other income	0	16,142	10,856	131	470
Total income	101,050	352,706	52,465	182,467	20,200
Local gov't income per capita	4.32	8.22	4.15	9.52	2.20
Total income per capita	4.32	8.62	5.23	9.53	2.25

	Hempstead	Henderson	Henrietta	Hereford	Hewitt
Library Collection					
Books & serials - titles	36,885	65,941	26,437	.	10,250
Books & serials - items	38,000	72,956	26,537	64,127	10,600
Books & serials - items per capita	1.62	1.78	2.65	3.35	1.18
Uncataloged paperbacks - items	1,650	10,000	3,988	3,435	1,565
Government documents - items	0	0	0	615	0
Microforms - items	35	223	302	177	0
Audio materials - items	304	938	589	509	0
Films - items	0	16	53	1	0
Video materials - items	509	403	345	10	0
Machine readable materials - items	0	0	0	0	0
Other library materials - items	20	236	0	184	0
Total collection - titles	39,134	77,029	31,421	.	11,615
Total collection - items	40,518	84,772	31,814	69,058	12,165
Total collection - items per capita	1.73	2.07	3.17	3.61	1.35
Current subscriptions	44	206	84	167	6
Subscription per 1,000 population	1.88	5.03	8.38	8.72	0.67
Local Library Services					
Total library circulation	48,955	168,682	39,659	74,456	20,647
Circulations per capita	2.09	4.12	3.96	3.89	2.30
Circulations per paid staff member	12,457	11,633	19,830	12,837	21,068
Circulations per hour (overlapping)	16	19	20	27	11
Circulations per library visit	1.56	2.52	2.08	1.15	1.82
Standard loan period (days)	14	21	14	14	14
Collection turnover rate	1.21	1.99	1.25	1.08	1.70
Reference transactions	1,456	46,168	507	1,220	1,100
Reference transactions per capita	0.06	1.13	0.05	0.06	0.12
Library program attendance	3,126	5,808	607	13,211	1,945
Program attendance per capita	0.13	0.14	0.06	0.69	0.22
Number of library visits	31,439	67,000	19,068	64,794	11,356
Library visits per capita	1.34	1.64	1.90	3.38	1.26
Hours per week (non-overlapping)	43	53	42	55	36
Hours per week (overlapping)	60	171	38	53	35
Staffing (FTEs)					
Librarians with ALA-MLS	0.00	1.00	0.00	1.00	0.65
Other librarians	1.00	0.00	1.00	0.00	0.33
Other paid staff	2.93	13.50	1.00	4.80	0.00
Total paid staff	3.93	14.50	2.00	5.80	0.98
Population per ALA-MLS	.	40,927	.	19,153	13,820
Population per total paid staff	5,952	2,823	5,012	3,302	9,166
Head librarian's salary (\$)	20,808	28,800	13,889	20,540	6,760
Head librarian - hours per week	40	40	40	40	26
Total volunteer hours	284	5,626	0	0	170
Facilities					
Main library - square footage	5,640	20,774	5,062	20,304	2,800
Main + branches - square footage	7,140	28,085	5,062	20,304	2,800
Square footage per capita	0.31	0.69	0.50	1.06	0.31

Statistics by Library - 1991 (part 1)

City	Higgins	Highland Park	Hillsboro	Hitchcock	Hondo
System	TPLS	NETLS	CTLS	HALS	SAALS
County	Lipscomb	Dallas	Hill	Galveston	Medina
Legal establishment	City	City	City	FLS	City
Membership status (SFY 1993)	Member	Member	Member	Member	Member
Population served	751	8,739	7,072	6,978	6,018
Number of branches	0	0	0	0	0
Number of bookmobiles	0	0	0	0	0
Number of public service outlets	0	0	0	0	0
Expenditures (\$)					
Salaries and wages	5,525	121,530	51,407	21,208	45,085
Employee benefits	0	29,561	14,133	0	13,510
Subtotal: wages and benefits	5,525	151,091	65,540	21,208	58,595
Print materials	1,460	33,329	9,619	10,561	11,285
Serial subscriptions	80	3,350	2,544	500	1,398
Microforms	0	0	0	0	0
Audiovisual materials	331	4,560	591	0	1,655
Other materials	124	0	0	0	394
Subtotal: library materials	1,995	41,239	12,754	11,061	14,732
Furniture and equipment	0	4,050	289	2,362	562
Other operating expenses	659	75,879	39,346	16,991	3,234
Subtotal: miscellaneous	659	79,929	39,635	19,353	3,796
Total direct expenditures	8,179	272,259	117,929	51,622	77,123
Indirect costs	0	0	0	0	0
Total operating expenditures	8,179	272,259	117,929	51,622	77,123
Salaries & wages per capita	7.36	13.91	7.27	3.04	7.49
Materials expend. per capita	2.66	4.72	1.80	1.59	2.45
Total operating expend. per capita	10.89	31.15	16.68	7.40	12.82
Capital Outlay	0	0	0	10,751	0
% of Total Operating Expenses					
- Wages & benefits	68%	55%	56%	41%	76%
- Library materials	24%	15%	11%	21%	19%
- Miscellaneous other	8%	29%	34%	37%	5%
- Indirect costs	0%	0%	0%	0%	0%
Income by source (\$)					
City	340	272,259	117,057	38,400	77,124
County	5,250	0	0	10,600	0
School district	0	0	0	0	0
Subtotal: local gov't income	5,590	272,259	117,057	49,000	77,124
Foundation and corporate grants	0	0	0	0	0
Federal LSCA funds	0	0	0	0	0
Other federal funds	0	0	0	0	0
State funds	0	0	0	0	0
Other local income	3,722	0	335	3,154	581
Subtotal: all other income	3,722	0	335	3,154	581
Total income	9,312	272,259	117,392	52,154	77,705
Local gov't income per capita	7.44	31.15	16.55	7.02	12.82
Total income per capita	12.40	31.15	16.60	7.47	12.91

	Higgins	Highland Park	Hillsboro	Hitchcock	Hondo
Library Collection					
Books & serials - titles	10,952	30,000	22,882	18,340	11,724
Books & serials - items	11,003	37,887	23,210	18,340	12,149
Books & serials - items per capita	14.65	4.34	3.28	2.63	2.02
Uncataloged paperbacks - items	300	800	3,305	0	3,733
Government documents - items	0	0	0	.	107
Microforms - items	0	9,000	223	0	0
Audio materials - items	226	500	453	172	362
Films - items	0	0	0	0	73
Video materials - items	0	1,450	86	209	367
Machine readable materials - items	0	0	0	0	64
Other library materials - items	129	0	3,789	0	152
Total collection - titles	11,607	32,767	26,781	18,721	16,578
Total collection - items	11,658	49,637	31,066	18,721	17,007
Total collection - items per capita	15.52	5.68	4.39	2.68	2.83
Current subscriptions	2	75	93	17	66
Subscription per 1,000 population	2.66	8.58	13.15	2.44	10.97
Local Library Services					
Total library circulation	5,330	121,338	32,662	21,186	30,769
Circulations per capita	7.10	13.88	4.62	3.04	5.11
Circulations per paid staff member	8,460	28,218	8,166	9,946	10,256
Circulations per hour (overlapping)	4	60	14	13	12
Circulations per library visit	1.56	3.73	0.49	1.06	1.21
Standard loan period (days)	14	14	14	21	14
Collection turnover rate	0.46	2.44	1.05	1.13	1.81
Reference transactions	605	981	22,070	1,854	.
Reference transactions per capita	0.81	0.11	3.12	0.27	.
Library program attendance	400	1,394	2,122	5,516	2,040
Program attendance per capita	0.53	0.16	0.30	0.79	0.34
Number of library visits	3,409	32,500	66,210	20,000	25,327
Library visits per capita	4.54	3.72	9.36	2.87	4.21
Hours per week (non-overlapping)	25	40	47	34	50
Hours per week (overlapping)	25	39	46	32	49
Staffing (FTEs)					
Librarians with ALA-MLS	0.00	1.00	0.00	0.00	0.00
Other librarians	0.63	0.00	3.00	0.88	1.00
Other paid staff	0.00	3.30	1.00	1.25	2.00
Total paid staff	0.63	4.30	4.00	2.13	3.00
Population per ALA-MLS	.	8,739	.	.	.
Population per total paid staff	1,192	2,032	1,768	3,276	2,006
Head librarian's salary (\$)	5,525	41,000	21,340	10,920	19,551
Head librarian - hours per week	25	40	40	35	40
Total volunteer hours	75	100	1,381	603	52
Facilities					
Main library - square footage	600	5,000	12,382	5,898	6,197
Main + branches - square footage	600	5,000	12,382	5,898	6,197
Square footage per capita	0.80	0.57	1.75	0.85	1.03

23

Statistics by Library - 1991 (part 1)

City System County	Honey Grove NETLS Fannin	Hooks NETLS Bowie	Houston HALS Harris	Houston/HCPL HALS Harris County	Howe NETLS Grayson City
Legal establishment	Non-profit	Non-profit	City	Member	Member
Membership status (SFY 1993)	Member	Non-member	Member	Member	Member
Population served	1,681	2,684	1,630,553	963,305	5,538
Number of branches	0	0	34	23	0
Number of bookmobiles	0	0	0	2	0
Number of public service outlets	0	2	3	0	0
Expenditures (\$)					
Salaries and wages	23,371	0	8,962,959	3,278,020	38,384
Employee benefits	2,950	0	2,437,702	941,758	1,300
Subtotal: wages and benefits	26,321	0	11,400,661	4,219,778	39,684
Print materials	4,235	604	3,350,247	1,227,711	5,227
Serial subscriptions	588	0	838,074	556,236	1,300
Microforms	0	0	.	42,797	0
Audiovisual materials	163	44	151,764	107,683	0
Other materials	0	18	0	0	500
Subtotal: library materials	4,986	666	4,340,085	1,934,427	7,027
Furniture and equipment	1,034	210	1,474,895	32,413	0
Other operating expenses	12,376	713	5,266,860	1,637,782	2,600
Subtotal: miscellaneous	13,410	923	6,741,755	1,670,195	2,600
Total direct expenditures	44,717	1,589	22,482,501	7,824,400	49,311
Indirect costs	0	0	0	0	0
Total operating expenditures	44,717	1,589	22,482,501	7,824,400	49,311
Salaries & wages per capita	13.90	0.00	5.50	3.40	6.93
Materials expend. per capita	2.97	0.25	2.66	2.01	1.27
Total operating expend. per capita	26.60	0.59	13.79	8.12	8.90
Capital Outlay	0	732	0	145,678	0
% of Total Operating Expenses					
- Wages & benefits	59%	0%	51%	54%	80%
- Library materials	11%	42%	19%	25%	14%
- Miscellaneous other	30%	58%	30%	21%	5%
- Indirect costs	0%	0%	0%	0%	0%
Income by source (\$)					
City	2,500	1,267	19,337,662	0	15,500
County	0	0	0	8,452,885	1,500
School district	0	0	0	0	36,435
Subtotal: local gov't income	2,500	1,267	19,337,662	8,452,885	53,435
Foundation and corporate grants	37,898	0	0	0	200
Federal LSCA funds	0	0	0	0	0
Other federal funds	0	0	0	0	0
State funds	0	0	0	0	0
Other local income	4,319	2,975	2,421,875	0	2,036
Subtotal: all other income	42,217	2,975	2,421,875	0	2,236
Total income	44,717	4,242	21,759,537	8,452,885	55,671
Local gov't income per capita	1.49	0.47	11.86	8.77	9.65
Total income per capita	26.60	1.58	13.34	8.77	10.05

	Honey Grove	Hooks	Houston	Houston/HCPI	Howe
Library Collection					
Books & serials - titles	12,033	7,700	559,005	.	11,591
Books & serials - items	14,228	7,700	3,899,797	868,733	11,640
Books & serials - items per capita	8.46	2.87	2.39	0.90	2.10
Uncataloged paperbacks - items	1,200	3,000	0	91,043	2,266
Government documents - items	0	0	669,446	.	0
Microforms - items	177	0	1,771,393	515,313	11,524
Audio materials - items	159	6	98,170	19,975	114
Films - items	0	0	5,914	3,306	0
Video materials - items	180	80	6,546	5,145	205
Machine readable materials - items	0	0	0	0	36
Other library materials - items	90	1,786	19,687	10,060	0
Total collection - titles	13,696	12,572	597,003	.	14,414
Total collection - items	16,034	12,572	6,470,953	1,513,575	25,785
Total collection - items per capita	9.54	4.68	3.97	1.57	4.66
Current subscriptions	28	3	7,372	4,807	235
Subscription per 1,000 population	16.66	1.12	4.52	4.99	42.43
Local Library Services					
Total library circulation	16,146	2,881	6,342,340	4,490,689	31,439
Circulations per capita	9.61	1.07	3.89	4.66	5.68
Circulations per paid staff member	14,040	.	12,485	28,621	10,480
Circulations per hour (overlapping)	12	.	69	82	13
Circulations per library visit	1.88	1.23	1.28	1.59	1.10
Standard loan period (days)	14	14	14	14	14
Collection turnover rate	1.01	0.23	0.98	2.97	1.22
Reference transactions	100	268	3,793,094	427,006	22,416
Reference transactions per capita	0.06	0.10	2.33	0.44	4.05
Library program attendance	1,348	172	975,927	152,827	14,183
Program attendance per capita	0.80	0.06	0.60	0.16	2.56
Number of library visits	8,574	2,346	4,961,502	2,829,476	28,669
Library visits per capita	5.10	0.87	3.04	2.94	5.18
Hours per week (non-overlapping)	26	27	75	70	53
Hours per week (overlapping)	25	.	1,780	1,050	48
Staffing (FTEs)					
Librarians with ALA-MLS	0.00	0.00	132.00	56.00	1.00
Other librarians	0.70	0.00	71.00	17.00	0.00
Other paid staff	0.45	0.00	305.00	83.90	2.00
Total paid staff	1.15	0.00	508.00	156.90	3.00
Population per ALA-MLS	.	.	12,353	17,202	5,538
Population per total paid staff	1,462	.	3,210	6,140	1,846
Head librarian's salary (\$)	13,020	0	83,668	55,404	29,253
Head librarian - hours per week	28	25	40	40	40
Total volunteer hours	325	5,186	50,297	8,156	1,672
Facilities					
Main library - square footage	4,500	0	333,620	0	2,091
Main + branches - square footage	4,500	0	740,718	157,088	2,091
Square footage per capita	2.68	0.00	0.45	0.16	0.38

Statistics by Library - 1991 (part 1)

City	Huntsville	Hurst	Hutchins	Idalou	Imperial
System	HALS	NTLS	NETLS	WTLS	TTPLS
County	Walker	Tarrant	Dallas	Lubbock	Pecos
Legal establishment	City	City	City	City	County
Membership status (SFY 1993)	Member	Member	Member	Non-member	Member
Population served	20,964	33,574	2,786	2,345	1,069
Number of branches	0	0	0	0	0
Number of bookmobiles	0	0	0	0	0
Number of public service outlets	0	0	0	0	0
Expenditures (\$)					
Salaries and wages	142,179	358,410	16,000	8,099	14,237
Employee benefits	27,760	159,869	1,200	593	7,608
Subtotal: wages and benefits	169,939	518,279	17,200	8,692	21,845
Print materials	26,019	40,874	6,800	3,368	8,392
Serial subscriptions	8,476	34,302	50	206	200
Microforms	0	3,536	0	0	0
Audiovisual materials	0	21,807	0	0	100
Other materials	0	5,243	0	352	200
Subtotal: library materials	34,495	105,762	6,850	3,926	8,892
Furniture and equipment	4,461	18,090	600	255	0
Other operating expenses	27,142	101,933	3,000	1,981	360
Subtotal: miscellaneous	31,603	120,023	3,600	2,236	360
Total direct expenditures	236,037	744,064	27,650	14,854	31,097
Indirect costs	0	0	0	0	0
Total operating expenditures	236,037	744,064	27,650	14,854	31,097
Salaries & wages per capita	6.78	10.68	5.74	3.45	13.32
Materials expend. per capita	1.65	3.15	2.46	1.67	8.32
Total operating expend. per capita	11.26	22.16	9.92	6.33	29.09
Capital Outlay	0	10,149	0	0	0
% of Total Operating Expenses					
- Wages & benefits	72%	70%	62%	59%	70%
- Library materials	15%	14%	25%	26%	29%
- Miscellaneous other	13%	16%	13%	15%	1%
- Indirect costs	0%	0%	0%	0%	0%
Income by source (\$)					
City	233,748	739,607	17,200	7,955	0
County	0	0	10,450	7,324	31,097
School district	0	0	0	0	0
Subtotal: local gov't income	233,748	739,607	27,650	15,279	31,097
Foundation and corporate grants	0	0	0	0	0
Federal LSCA funds	0	0	0	0	0
Other federal funds	0	0	0	0	0
State funds	0	0	0	0	0
Other local income	2,753	24,660	0	0	0
Subtotal: all other income	2,753	24,660	0	0	0
Total income	236,501	764,267	27,650	15,279	31,097
Local gov't income per capita	11.15	22.03	9.92	6.52	29.09
Total income per capita	11.28	22.76	9.92	6.52	29.09

	Huntsville	Hurst	Hutchins	Idalou	Imperial
Library Collection					
Books & serials - titles	45,957	84,646	17,450	10,955	11,187
Books & serials - items	51,170	97,598	17,450	11,694	13,404
Books & serials - items per capita	2.44	2.91	6.26	4.99	12.54
Uncataloged paperbacks - items	1,511	0	1,000	1,000	1,000
Government documents - items	0	0	0	0	0
Microforms - items	450	1,349	0	0	0
Audio materials - items	977	11,281	20	265	61
Films - items	0	.	0	0	0
Video materials - items	28	.	303	0	130
Machine readable materials - items	0	.	0	0	0
Other library materials - items	202	1,368	0	0	0
Total collection - titles	48,467	96,198	18,773	12,176	11,378
Total collection - items	54,338	111,596	18,773	12,959	14,595
Total collection - items per capita	2.59	3.32	6.74	5.53	13.65
Current subscriptions	96	283	6	4	48
Subscription per 1,000 population	4.58	8.43	2.15	1.71	44.90
Local Library Services					
Total library circulation	54,846	317,345	16,000	10,921	6,500
Circulations per capita	2.62	9.45	5.74	4.66	6.08
Circulations per paid staff member	6,943	15,331	6,400	7,914	8,025
Circulations per hour (overlapping)	28	119	12	9	4
Circulations per library visit	1.18	1.55	2.00	7.28	1.02
Standard loan period (days)	14	21	14	14	14
Collection turnover rate	1.01	2.84	0.85	0.84	0.45
Reference transactions	37,830	40,443	200	1,000	200
Reference transactions per capita	1.80	1.20	0.07	0.43	0.19
Library program attendance	7,890	28,739	1,200	1,091	65
Program attendance per capita	0.38	0.86	0.43	0.47	0.06
Number of library visits	46,405	204,787	8,000	1,500	6,397
Library visits per capita	2.21	6.10	2.87	0.64	5.98
Hours per week (non-overlapping)	40	54	27	25	30
Hours per week (overlapping)	38	51	26	24	30
Staffing (FTEs)					
Librarians with ALA-MLS	0.00	5.40	0.00	0.00	0.00
Other librarians	1.00	1.00	1.00	0.75	0.75
Other paid staff	6.90	14.30	1.50	0.63	0.06
Total paid staff	7.90	20.70	2.50	1.38	0.81
Population per ALA-MLS	.	6,217	.	.	.
Population per total paid staff	2,654	1,622	1,114	1,699	1,320
Head librarian's salary (\$)	29,436	.	9,000	7,434	12,237
Head librarian - hours per week	40	16	20	30	30
Total volunteer hours	3,566	7,362	0	400	0
Facilities					
Main library - square footage	7,000	26,000	1,300	2,750	1,616
Main + branches - square footage	7,000	26,000	1,300	2,750	1,616
Square footage per capita	0.33	0.77	0.47	1.17	1.51

Statistics by Library - 1991 (part 1)

City	Ingleside	Iowa Park	Iraan	Irving	Jacksboro
System	STLS	NTLS	TTPLS	NETLS	NTLS
County	San Patricio	Wichita	Pecos	Dallas	Jack
Legal establishment	City	City	County	City	City
Membership status (SFY 1993)	Member	Member	Member	Member	Member
Population served	8,217	6,072	1,510	155,037	6,981
Number of branches	0	0	0	2	0
Number of bookmobiles	0	0	0	0	0
Number of public service outlets	0	0	0	0	3
Expenditures (\$)					
Salaries and wages	32,394	30,005	21,190	1,724,734	32,906
Employee benefits	8,718	5,343	12,636	129,819	3,532
Subtotal: wages and benefits	41,112	35,348	33,826	1,854,553	36,438
Print materials	4,909	4,768	5,639	331,494	2,035
Serial subscriptions	487	180	237	65,680	719
Microforms	0	0	0	14,263	0
Audiovisual materials	112	491	1,600	31,012	0
Other materials	0	1,240	200	27,817	0
Subtotal: library materials	5,508	6,679	7,676	470,266	2,754
Furniture and equipment	2,239	1,150	700	29,164	620
Other operating expenses	4,927	12,576	1,725	22,404	19,621
Subtotal: miscellaneous	7,166	13,726	2,425	51,568	20,241
Total direct expenditures	53,786	55,753	43,927	2,376,387	59,433
Indirect costs	0	0	0	0	1,232
Total operating expenditures	53,786	55,753	43,927	2,376,387	60,665
Salaries & wages per capita	3.94	4.94	14.03	11.12	4.71
Materials expend. per capita	0.67	1.10	5.08	3.03	0.39
Total operating expend. per capita	6.55	9.18	29.09	15.33	8.69
Capital Outlay	5,834	0	0	607,088	0
% of Total Operating Expenses					
- Wages & benefits	76%	63%	77%	78%	60%
- Library materials	10%	12%	17%	20%	5%
- Miscellaneous other	13%	25%	6%	2%	33%
- Indirect costs	0%	0%	0%	0%	2%
Income by source (\$)					
City	51,764	70,950	0	1,728,567	5,400
County	600	0	43,927	0	5,000
School district	0	0	0	0	47,217
Subtotal: local gov't income	52,364	70,950	43,927	1,728,567	57,617
Foundation and corporate grants	0	0	0	0	0
Federal LSCA funds	0	0	0	11,568	0
Other federal funds	0	0	0	0	0
State funds	0	0	0	0	0
Other local income	1,422	0	941	5,423	5,919
Subtotal: all other income	1,422	0	941	16,991	5,919
Total income	53,786	70,950	44,868	1,745,558	63,536
Local gov't income per capita	6.37	11.68	29.09	11.15	8.25
Total income per capita	6.55	11.68	29.71	11.26	9.10

	Ingleside	Iowa Park	Iraan	Irving	Jacksboro
Library Collection					
Books & serials - titles	16,075	14,119	20,217	.	.
Books & serials - items	16,737	17,284	20,554	313,981	15,089
Books & serials - items per capita	2.04	2.85	13.61	2.03	2.16
Uncataloged paperbacks - items	5,807	536	2,925	46,607	994
Government documents - items	52	0	0	30,766	0
Microforms - items	0	0	0	168,560	55
Audio materials - items	265	215	1,462	12,153	356
Films - items	68	0	0	246	212
Video materials - items	75	329	341	3,236	285
Machine readable materials - items	0	0	0	0	0
Other library materials - items	75	375	10	2,834	0
Total collection - titles	22,376	15,574	24,899	.	.
Total collection - items	23,079	18,739	25,292	578,383	16,991
Total collection - items per capita	2.81	3.09	16.75	3.73	2.43
Current subscriptions	29	45	10	676	25
Subscription per 1,000 population	3.53	7.41	6.62	4.36	3.58
Local Library Services					
Total library circulation	25,455	43,522	26,243	862,826	20,730
Circulations per capita	3.10	7.17	17.38	5.57	2.97
Circulations per paid staff member	10,182	8,704	17,495	11,800	6,910
Circulations per hour (overlapping)	12	22	18	109	9
Circulations per library visit	1.52	2.23	0.48	1.50	3.02
Standard loan period (days)	14	14	14	21	14
Collection turnover rate	1.10	2.32	1.04	1.49	1.22
Reference transactions	2,181	2,080	3,538	169,737	469
Reference transactions per capita	0.27	0.34	2.34	1.09	0.07
Library program attendance	2,034	4,352	806	29,187	13,500
Program attendance per capita	0.25	0.72	0.53	0.19	1.93
Number of library visits	16,796	19,537	54,528	574,453	6,875
Library visits per capita	2.04	3.22	36.11	3.71	0.98
Hours per week (non-overlapping)	42	38	30	67	49
Hours per week (overlapping)	42	37	29	153	47
Staffing (FTEs)					
Librarians with ALA-MLS	0.00	0.00	0.00	23.00	0.00
Other librarians	1.00	1.00	0.75	0.00	1.00
Other paid staff	1.50	4.00	0.75	50.12	2.00
Total paid staff	2.50	5.00	1.50	73.12	3.00
Population per ALA-MLS	.	.	.	6,741	.
Population per total paid staff	3,287	1,214	1,007	2,120	2,327
Head librarian's salary (\$)	20,000	14,808	10,519	63,120	13,916
Head librarian - hours per week	40	40	30	40	40
Total volunteer hours	708	100	303	3,191	448
Facilities					
Main library - square footage	2,675	5,742	2,400	82,000	3,000
Main + branches - square footage	2,675	5,742	2,400	94,660	3,000
Square footage per capita	0.33	0.95	1.59	0.61	0.43

Statistics by Library - 1991 (part 1)

City	Jacksonville	Jasper	Jayton	Johnson City	Jonestown
System	NETLS	HALS	BCLS	CTLS	CTLS
County	Cherokee	Jasper	Kent	Blanco	Travis
Legal establishment	City	City	County	Non-profit	Non-profit
Membership status (SFY 1993)	Member	Member	Member	Member	Non-member
Population served	12,765	6,959	1,010	2,565	1,250
Number of branches	0	0	0	0	0
Number of bookmobiles	0	0	0	0	0
Number of public service outlets	0	0	1	0	0
Expenditures (\$)					
Salaries and wages	92,374	58,430	11,626	5,680	0
Employee benefits	19,847	25,804	4,885	0	0
Subtotal: wages and benefits	112,221	84,234	16,511	5,680	0
Print materials	20,595	15,036	8,155	1,286	3,500
Serial subscriptions	2,127	697	166	134	0
Microforms	0	0	0	0	0
Audiovisual materials	0	1,741	400	0	0
Other materials	860	0	0	0	500
Subtotal: library materials	23,582	17,474	8,721	1,420	4,000
Furniture and equipment	2,075	0	0	0	500
Other operating expenses	28,230	31,560	489	3,493	500
Subtotal: miscellaneous	30,305	31,560	489	3,493	1,000
Total direct expenditures	166,108	133,268	25,721	10,593	5,000
Indirect costs	0	0	0	0	0
Total operating expenditures	166,108	133,268	25,721	10,593	5,000
Salaries & wages per capita	7.24	8.40	11.51	2.21	0.00
Materials expend. per capita	1.85	2.51	8.63	0.55	3.20
Total operating expend. per capita	13.01	19.15	25.47	4.13	4.00
Capital Outlay	0	265	4,036	0	0
% of Total Operating Expenses					
- Wages & benefits	68%	63%	64%	54%	0%
- Library materials	14%	13%	34%	13%	80%
- Miscellaneous other	18%	24%	2%	33%	20%
- Indirect costs	0%	0%	0%	0%	0%
Income by source (\$)					
City	155,553	133,268	0	2,195	2,500
County	0	0	22,611	3,500	0
School district	0	0	0	0	0
Subtotal: local gov't income	155,553	133,268	22,611	5,695	2,500
Foundation and corporate grants	0	0	5,000	0	0
Federal LSCA funds	0	0	0	0	0
Other federal funds	0	0	0	0	0
State funds	0	0	0	0	0
Other local income	10,555	0	107	4,898	2,500
Subtotal: all other income	10,555	0	5,107	4,898	2,500
Total income	166,108	133,268	27,718	10,593	5,000
Local gov't income per capita	12.19	19.15	22.39	2.22	2.00
Total income per capita	13.01	19.15	27.44	4.13	4.00

200

	Jacksonville	Jasper	Jayton	Johnson City	Jonestown
Library Collection					
Books & serials - titles	41,833	35,600	15,927	12,300	1,848
Books & serials - items	41,833	38,000	15,927	12,300	1,867
Books & serials - items per capita	3.28	5.46	15.77	4.80	1.49
Uncataloged paperbacks - items	2,410	3,000	2,500	5,600	494
Government documents - items	0	0	0	0	0
Microforms - items	620	0	0	0	0
Audio materials - items	396	325	55	0	0
Films - items	0	60	0	0	0
Video materials - items	178	350	2	0	1
Machine readable materials - items	29	0	0	0	0
Other library materials - items	302	50	68	0	0
Total collection - titles	45,620	39,385	18,552	17,900	2,329
Total collection - items	45,768	41,785	18,552	17,900	2,362
Total collection - items per capita	3.59	6.00	18.37	6.98	1.99
Current subscriptions	89	65	10	11	0
Subscription per 1,000 population	6.97	9.34	9.90	4.29	0.00
Local Library Services					
Total library circulation	82,148	55,513	11,343	10,140	0
Circulations per capita	0.46	7.98	11.23	3.95	0.00
Circulations per paid staff member	12,684	12,336	18,905	16,900	0
Circulations per hour (overlapping)	37	23	10	9	0
Circulations per library visit	1.29	1.32	9.45	2.24	0.00
Standard loan period (days)	14	14	14	14	14
Collection turnover rate	1.80	1.33	0.61	0.57	0.00
Reference transactions	5,100	1,068	472	236	6
Reference transactions per capita	0.40	0.15	0.47	0.09	0.00
Library program attendance	9,858	1,899	41	375	52
Program attendance per capita	0.77	0.27	0.04	0.15	0.04
Number of library visits	64,037	42,160	1,200	4,523	780
Library visits per capita	5.02	6.06	1.19	1.76	0.62
Hours per week (non-overlapping)	44	47	22	23	21
Hours per week (overlapping)	43	45	21	21	19
Staffing (FTEs)					
Librarians with ALA-MLS	1.00	0.00	0.00	0.00	0.00
Other librarians	0.00	1.00	0.60	0.50	0.50
Other paid staff	5.50	3.50	0.00	0.10	0.00
Total paid staff	6.50	4.50	0.60	0.60	0.50
Population per ALA-MLS	12,765
Population per total paid staff	1,964	1,546	1,683	4,275	2,500
Head librarian's salary (\$)	28,168	23,739	10,618	5,400	0
Head librarian - hours per week	40	40	24	20	20
Total volunteer hours	200	900	562	1,350	985
Facilities					
Main library - square footage	13,800	5,000	1,460	1,704	0
Main + branches - square footage	13,800	5,000	1,460	1,704	0
Square footage per capita	1.08	0.72	1.45	0.66	0.00

Statistics by Library - 1991 (part 1)

City	Jourdanton	Junction	Justin	Karnes City	Kaufman
System	SAALS	BCLS	NTLS	SAALS	NETLS
County	Atascosa	Kimble	Denton	Karnes	Kaufman
Legal establishment	City	County	City	FLS	County
Membership status (SFY 1993)	Member	Member	Member	Member	Member
Population served	5,621	4,122	1,464	4,378	15,429
Number of branches	0	0	0	0	0
Number of bookmobiles	0	0	0	0	0
Number of public service outlets	0	0	0	0	0
Expenditures (\$)					
Salaries and wages	18,621	18,827	1	19,763	32,846
Employee benefits	3,982	0	0	5,482	3,526
Subtotal: wages and benefits	22,603	18,827	1	25,245	36,372
Print materials	7,324	4,146	5,686	9,453	12,121
Serial subscriptions	1,033	504	56	427	250
Microforms	0	0	0	0	0
Audiovisual materials	93	141	0	420	0
Other materials	0	0	474	608	0
Subtotal: library materials	8,450	4,791	6,216	10,908	12,371
Furniture and equipment	0	0	3,372	2,693	950
Other operating expenses	7,739	7,292	7,233	13,621	9,779
Subtotal: miscellaneous	7,739	7,292	10,605	16,314	10,729
Total direct expenditures	38,792	30,910	16,822	52,467	59,472
Indirect costs	0	0	0	0	0
Total operating expenditures	38,792	30,910	16,822	52,467	59,472
Salaries & wages per capita	3.31	4.57	0.00	4.51	2.13
Materials expend. per capita	1.50	1.16	4.25	2.49	0.80
Total operating expend. per capita	6.90	7.50	11.49	11.98	3.85
Capital Outlay	0	0	0	0	0
% of Total Operating Expenses					
- Wages & benefits	58%	61%	0%	48%	61%
- Library materials	22%	15%	37%	21%	21%
- Miscellaneous other	20%	24%	63%	31%	18%
- Indirect costs	0%	0%	0%	0%	0%
Income by source (\$)					
City	35,168	6,000	3,000	9,267	3,000
County	3,623	18,827	9,600	32,295	48,722
School district	0	0	0	0	0
Subtotal: local gov't income	38,791	24,827	12,600	41,562	51,722
Foundation and corporate grants	0	0	0	2,000	7,700
Federal LSCA funds	0	0	0	0	0
Other federal funds	0	0	0	0	0
State funds	0	0	0	0	0
Other local income	0	8,148	4,127	5,667	0
Subtotal: all other income	0	8,148	4,127	7,667	7,700
Total income	38,791	32,975	16,727	49,229	59,422
Local gov't income per capita	6.90	6.02	8.61	9.49	3.35
Total income per capita	6.90	8.00	11.43	11.24	3.85

	Jourdanton	Junction	Justin	Karnes City	Kaufman
Library Collection					
Books & serials - titles	13,443	25,000	.	15,239	35,000
Books & serials - items	13,443	25,448	8,350	15,618	40,000
Books & serials - items per capita	2.39	6.17	5.70	3.57	2.59
Uncataloged paperbacks - items	3,575	2,000	500	1,847	2,000
Government documents - items	0	0	0	0	0
Microforms - items	0	9	0	0	1,200
Audio materials - items	345	10	0	316	200
Films - items	145	0	0	100	0
Video materials - items	53	17	600	54	85
Machine readable materials - items	0	0	0	0	0
Other library materials - items	40	0	0	514	0
Total collection - titles	17,601	27,036	.	18,032	38,285
Total collection - items	17,601	27,484	9,450	18,449	43,485
Total collection - items per capita	3.13	6.67	6.45	4.21	2.82
Current subscriptions	32	27	0	27	30
Subscription per 1,000 population	5.69	6.55	0.00	6.17	1.94
Local Library Services					
Total library circulation	16,545	20,189	4,466	51,085	28,524
Circulations per capita	2.94	4.90	3.05	11.67	1.85
Circulations per paid staff member	11,030	6,730	7,700	29,359	9,669
Circulations per hour (overlapping)	7	10	4	26	14
Circulations per library visit	1.52	1.42	1.50	3.52	3.00
Standard loan period (days)	14	14	14	14	14
Collection turnover rate	0.94	0.73	0.47	2.77	0.66
Reference transactions	1,504	1,507	.	1,407	75
Reference transactions per capita	0.27	0.37	.	0.32	0.00
Library program attendance	8,025	2,197	.	1,656	1,067
Program attendance per capita	1.43	0.53	.	0.38	0.07
Number of library visits	10,876	14,184	2,971	14,508	9,508
Library visits per capita	1.93	3.44	2.03	3.31	0.62
Hours per week (non-overlapping)	45	40	23	40	40
Hours per week (overlapping)	44	39	23	38	39
Staffing (FTEs)					
Librarians with ALA-MLS	0.00	0.00	0.00	0.00	0.75
Other librarians	1.00	1.00	0.58	1.00	0.00
Other paid staff	0.50	2.00	0.00	0.74	2.20
Total paid staff	1.50	3.00	0.58	1.74	2.95
Population per ALA-MLS	20,572
Population per total paid staff	7,47	1,374	2,524	2,516	5,230
Head librarian's salary (\$)	14,283	10,710	1	11,818	10,000
Head librarian - hours per week	40	40	23	40	30
Total volunteer hours	1,614	0	2,400	230	3,187
Facilities					
Main library - square footage	2,014	3,203	0	4,300	9,500
Main + branches - square footage	2,014	3,203	0	4,300	9,500
Square footage per capita	0.36	0.78	0.00	0.98	0.62

Statistics by Library - 1991 (part 1)

City	Keller	Kendalia	Kenedy	Kenedy/KCHQ	Kermit
System	NTLS	SAALS	SAALS	SAALS	WTLS
County	Tarrant	Kendall	Karnes	Karnes	Winkler
Legal establishment	City	FLS	FLS	FLS	County
Membership status (SFY 1993)	Member	Member	Member	Member	Member
Population served	13,683	1,343	5,649	0	8,626
Number of branches	0	0	0	0	1
Number of bookmobiles	0	0	0	0	0
Number of public service outlets	1	0	0	0	0
Expenditures (\$)					
Salaries and wages	102,397	1,800	25,104	0	41,913
Employee benefits	27,066	275	1,535	0	0
Subtotal: wages and benefits	129,463	2,075	26,639	0	41,913
Print materials	20,016	781	15,364	0	.
Serial subscriptions	4,620	57	408	0	.
Microforms	0	0	0	0	0
Audiovisual materials	2,500	196	809	0	0
Other materials	0	0	91	0	0
Subtotal: library materials	27,136	1,034	16,672	0	0
Furniture and equipment	3,600	222	976	0	1,145
Other operating expenses	50,807	1,292	14,616	0	29,868
Subtotal: miscellaneous	54,407	1,514	15,592	0	31,013
Total direct expenditures	211,006	4,623	58,903	0	72,926
Indirect costs	0	0	0	0	0
Total operating expenditures	211,006	4,623	58,903	0	72,926
Salaries & wages per capita	7.48	1.34	4.44	.	4.86
Materials expend. per capita	1.98	0.77	2.95	.	0.99
Total operating expend. per capita	15.42	3.44	10.43	.	9.45
Capital Outlay	0	0	0	0	0
% of Total Operating Expenses					
- Wages & benefits	61%	45%	45%	.	51%
- Library materials	13%	22%	28%	.	11%
- Miscellaneous other	26%	33%	26%	.	38%
- Indirect costs	0%	0%	0%	.	0%
Income by source (\$)					
City	211,006	0	8,300	0	0
County	0	4,620	36,715	0	78,408
School district	0	0	0	0	0
Subtotal: local gov't income	211,006	4,620	45,015	0	78,408
Foundation and corporate grants	0	0	0	0	0
Federal LSCA funds	0	0	0	0	0
Other federal funds	0	0	0	0	0
State funds	0	0	0	0	0
Other local income	0	54	6,284	0	3,082
Subtotal: all other income	0	54	6,284	0	3,082
Total income	211,006	4,674	51,299	0	81,490
Local gov't income per capita	15.42	3.44	7.97	.	9.09
Total income per capita	15.42	3.48	9.08	.	9.45

	Keller	Kendalia	Kenedy	Kenedy/KCHQ	Kermit
Library Collection					
Books & serials - titles	24,700	9,900	17,006	0	66,238
Books & serials - items	25,000	14,000	17,468	0	66,352
Books & serials - items per capita	1.83	10.42	3.09	.	7.69
Uncataloged paperbacks - items	2,400	2,050	569	0	8,186
Government documents - items	0	125	0	0	0
Microforms - items	2,418	60	105	0	0
Audio materials - items	258	285	459	0	114
Films - items	0	0	2	0	0
Video materials - items	366	24	158	0	89
Machine readable materials - items	4	50	0	0	0
Other library materials - items	0	1,000	82	0	0
Total collection - titles	27,770	12,694	18,299	0	74,543
Total collection - items	30,446	17,594	18,843	0	74,741
Total collection - items per capita	2.23	13.10	3.34	.	8.66
Current subscriptions	42	5	50	0	50
Subscription per 1,000 population	3.07	3.72	8.85	.	5.80
Local Library Services					
Total library circulation	89,623	2,567	46,591	0	32,942
Circulations per capita	6.55	1.91	8.25	.	3.82
Circulations per paid staff member	16,295	17,113	24,266	.	16,471
Circulations per hour (overlapping)	38	9	21	.	9
Circulations per library visit	4.98	2.06	23.30	.	2.75
Standard loan period (days)	21	30	14	0	14
Collection turnover rate	2.94	0.15	2.47	.	0.44
Reference transactions	3,600	90	917	0	4,501
Reference transactions per capita	0.26	0.07	0.16	.	0.52
Library program attendance	23,000	297	328	0	201
Program attendance per capita	1.68	0.22	0.06	.	0.02
Number of library visits	18,000	1,244	2,000	0	12,000
Library visits per capita	1.32	0.93	0.35	.	1.39
Hours per week (non-overlapping)	46	6	45	0	40
Hours per week (overlapping)	45	6	43	0	67
Staffing (FTEs)					
Librarians with ALA-MLS	1.00	0.00	0.00	0.00	0.00
Other librarians	0.00	0.15	0.95	0.00	1.00
Other paid staff	4.50	0.00	0.97	0.00	1.00
Total paid staff	5.50	0.15	1.92	0.00	2.00
Population per ALA-MLS	13,683
Population per total paid staff	2,488	8,953	2,942	.	4,313
Head librarian's salary (\$)	32,801	1,800	12,950	0	21,276
Head librarian - hours per week	40	6	38	0	40
Total volunteer hours	1,200	326	20	0	0
Facilities					
Main library - square footage	12,550	1,000	4,928	0	6,598
Main + branches - square footage	12,550	1,000	4,928	0	8,198
Square footage per capita	0.92	0.74	0.87	.	0.95

Statistics by Library - 1991 (part 1)

City	Kerrville	Kilgore	Killeen	Kingsville	Kirbyville
System	SAALS	NETLS	CTLS	STLS	HALS
County	Kerr	Gregg	Bell	Kleberg	Jasper
Legal establishment	City	City	City	City	City
Membership status (SFY 1993)	Member	Member	Member	Member	Member
Population served	36,304	13,714	63,535	30,734	3,419
Number of branches	0	0	0	0	0
Number of bookmobiles	0	0	0	1	0
Number of public service outlets	1	0	0	0	1
Expenditures (\$)					
Salaries and wages	196,318	81,090	160,714	143,367	16,157
Employee benefits	50,826	23,862	34,719	37,160	6,301
Subtotal: wages and benefits	247,144	104,952	195,433	180,527	22,458
Print materials	45,911	15,860	37,144	34,809	6,114
Serial subscriptions	21,360	2,599	6,071	5,059	651
Microforms	0	0	0	7,616	0
Audiovisual materials	4,460	1,374	3,320	93	52
Other materials	0	0	0	1,199	0
Subtotal: library materials	71,731	19,833	46,535	48,776	6,817
Furniture and equipment	9,174	1,199	0	4,272	457
Other operating expenses	86,294	30,381	26,398	90,453	5,614
Subtotal: miscellaneous	95,468	31,580	26,398	94,725	6,071
Total direct expenditures	414,343	156,365	268,366	324,028	35,346
Indirect costs	0	0	0	0	0
Total operating expenditures	414,343	156,365	268,366	324,028	35,346
Salaries & wages per capita	5.41	5.91	2.53	4.66	4.73
Materials expend. per capita	1.98	1.45	0.73	1.59	1.99
Total operating expend. per capita	11.41	11.40	4.22	10.54	10.34
Capital Outlay	0	0	2,541	0	0
% of Total Operating Expenses					
- Wages & benefits	60%	67%	73%	56%	64%
- Library materials	17%	13%	17%	15%	19%
- Miscellaneous other	23%	20%	10%	29%	17%
- Indirect costs	0%	0%	0%	0%	0%
Income by source (\$)					
City	203,500	166,461	273,371	169,959	34,409
County	203,500	16,500	0	172,959	3,000
School district	0	0	0	0	0
Subtotal: local gov't income	407,000	182,961	273,371	342,918	37,409
Foundation and corporate grants	1,500	0	0	0	0
Federal LSCA funds	0	0	0	0	0
Other federal funds	0	0	0	0	0
State funds	0	0	0	0	0
Other local income	50,713	7,410	2,354	0	1,935
Subtotal: all other income	52,213	7,410	2,354	0	1,935
Total income	459,213	190,371	275,725	342,918	39,344
Local gov't income per capita	11.21	13.34	4.30	11.16	10.94
Total income per capita	12.65	13.88	4.34	11.16	11.51

	Kerrville	Kilgore	Killeen	Kingsville	Kirbyville
Library Collection					
Books & serials - titles	63,135	28,000	51,483	71,225	10,039
Books & serials - items	66,292	32,572	67,402	74,761	12,609
Books & serials - items per capita	1.83	2.38	1.06	2.43	3.69
Uncataloged paperbacks - items	565	1,326	3,236	21	2,120
Government documents - items	0	0	0	0	12
Microforms - items	34,869	53	7,729	32,873	546
Audio materials - items	3,960	618	602	853	310
Films - items	0	0	0	788	0
Video materials - items	1,413	396	220	362	181
Machine readable materials - items	3	41	6	61	0
Other library materials - items	9,683	2,125	1,264	0	8,370
Total collection - titles	73,654	32,292	56,889	73,073	20,290
Total collection - items	116,785	37,131	80,459	109,719	24,148
Total collection - items per capita	3.22	2.71	1.27	3.57	7.06
Current subscriptions	450	96	154	155	69
Subscription per 1,000 population	12.40	7.00	2.42	5.04	20.18
Local Library Services					
Total library circulation	198,240	62,571	123,144	88,496	26,963
Circulations per capita	5.46	4.56	1.94	2.88	7.89
Circulations per paid staff member	20,867	13,905	13,683	8,045	15,407
Circulations per hour (overlapping)	73	28	46	24	17
Circulations per library visit	5.02	2.25	1.88	2.94	1.72
Standard loan period (days)	21	21	14	14	14
Collection turnover rate	1.70	1.69	1.53	0.81	1.12
Reference transactions	27,002	3,996	27,362	2,570	4,072
Reference transactions per capita	0.74	0.29	0.43	0.08	1.19
Library program attendance	15,334	1,026	3,075	1,327	1,243
Program attendance per capita	0.42	0.07	0.05	0.04	0.36
Number of library visits	39,500	27,853	65,445	30,068	15,693
Library visits per capita	1.09	2.03	1.03	0.98	4.59
Hours per week (non-overlapping)	54	44	52	55	31
Hours per week (overlapping)	52	43	51	72	30
Staffing (FTEs)					
Librarians with ALA-MLS	3.00	0.00	2.00	1.00	0.00
Other librarians	2.00	1.00	0.00	4.00	1.75
Other paid staff	4.50	3.50	7.00	6.00	0.00
Total paid staff	9.50	4.50	9.00	11.00	1.75
Population per ALA-MLS	12,101	.	31,768	30,734	.
Population per total paid staff	3,821	3,048	7,059	2,794	1,954
Head librarian's salary (\$)	40,635	24,900	39,396	25,543	8,674
Head librarian - hours per week	40	40	40	40	35
Total volunteer hours	8,222	82	0	0	272
Facilities					
Main library - square footage	16,000	10,000	0	10,250	3,500
Main + branches - square footage	16,000	10,000	0	10,250	3,500
Square footage per capita	0.44	0.73	0.00	0.33	1.02

Statistics by Library - 1991 (part 1)

City	Kountze	Krum	Kyle	La Feria	La Grange
System	HALS	NTLS	CTLS	STLS	CTLS
County	Hardin	Denton	Hays	Cameron	Fayette
Legal establishment	City	City	City	City	City
Membership status (SFY 1993)	Member	Member	Member	Member	Member
Population served	5,114	1,829	3,103	5,807	3,951
Number of branches	0	0	0	0	0
Number of bookmobiles	0	0	0	0	0
Number of public service outlets	0	0	0	0	0
Expenditures (\$)					
Salaries and wages	11,535	5,400	20,275	20,926	29,458
Employee benefits	0	213	285	1,827	6,853
Subtotal: wages and benefits	11,535	5,613	20,560	22,753	36,311
Print materials	15,505	2,749	3,317	6,471	6,835
Serial subscriptions	897	8	778	688	909
Microforms	0	0	0	0	0
Audiovisual materials	3,314	288	382	721	153
Other materials	0	0	0	0	0
Subtotal: library materials	19,716	3,045	4,477	7,880	7,897
Furniture and equipment	2,395	612	222	1,430	617
Other operating expenses	0	5,328	6,918	6,552	15,050
Subtotal: miscellaneous	2,395	5,940	7,140	7,982	15,667
Total direct expenditures	33,646	14,598	32,177	38,615	59,875
Indirect costs	0	0	0	0	0
Total operating expenditures	33,646	14,598	32,177	38,615	59,875
Salaries & wages per capita	2.26	2.95	6.53	3.60	7.46
Materials expend. per capita	3.86	1.66	1.44	1.36	2.00
Total operating expend. per capita	6.58	7.98	10.37	6.65	15.15
Capital Outlay	2,079	0	0	0	0
% of Total Operating Expenses					
- Wages & benefits	34%	38%	64%	59%	61%
- Library materials	59%	21%	14%	20%	13%
- Miscellaneous other	7%	41%	22%	21%	26%
- Indirect costs	0%	0%	0%	0%	0%
Income by source (\$)					
City	13,746	0	6,824	13,795	60,492
County	6,500	9,752	6,300	4,874	0
School district	0	0	0	0	0
Subtotal: local gov't income	20,246	9,752	13,124	18,669	60,492
Foundation and corporate grants	31,000	0	0	0	0
Federal LSCA funds	0	0	0	0	0
Other federal funds	0	0	0	0	0
State funds	0	259	0	0	0
Other local income	6,926	3,752	19,648	19,946	0
Subtotal: all other income	37,926	4,011	19,648	19,946	0
Total income	58,172	13,763	32,772	38,615	60,492
Local gov't income per capita	3.96	5.33	4.23	3.21	15.31
Total income per capita	11.38	7.52	10.56	6.65	15.31

	Kountze	Krum	Kyle	La Feria	La Grange
Library Collection					
Books & serials - titles	.	6,824	15,914	16,051	10,413
Books & serials - items	38,391	7,912	18,612	16,081	16,670
Books & serials - items per capita	7.51	4.33	6.00	2.77	4.22
Uncataloged paperbacks - items	20,280	1,650	1,280	1,534	1,725
Government documents - items	0	0	0	0	0
Microforms - items	19	1,435	688	0	0
Audio materials - items	37	5	16	0	180
Films - items	0	0	0	0	2
Video materials - items	20	120	17	162	11
Machine readable materials - items	20	1	0	0	0
Other library materials - items	0	0	12	0	0
Total collection - titles	.	8,603	17,241	17,747	12,296
Total collection - items	58,767	11,123	20,625	17,777	18,588
Total collection - items per capita	11.49	6.08	6.65	3.06	4.70
Current subscriptions	48	2	45	29	55
Subscription per 1,000 population	9.39	1.09	14.50	4.99	13.92
Local Library Services					
Total library circulation	17,692	7,560	12,537	19,967	39,897
Circulations per capita	3.46	4.13	4.04	3.44	10.10
Circulations per paid staff member	11,795	15,120	9,950	13,311	19,949
Circulations per hour (overlapping)	11	4	10	13	22
Circulations per library visit	1.14	1.07	1.23	1.44	1.64
Standard loan period (days)	14	14	14	14	14
Collection turnover rate	0.30	0.68	0.61	1.12	2.15
Reference transactions	3,520	133	701	2,804	627
Reference transactions per capita	0.69	0.07	0.23	0.48	0.16
Library program attendance	1,510	860	1,330	662	2,366
Program attendance per capita	0.30	0.47	0.43	0.11	0.60
Number of library visits	15,502	7,042	10,167	13,896	24,300
Library visits per capita	3.03	3.85	3.28	2.39	6.15
Hours per week (non-overlapping)	33	40	26	30	36
Hours per week (overlapping)	32	39	25	30	34
Staffing (FTEs)					
Librarians with ALA-MLS	0.00	0.50	0.63	0.00	0.00
Other librarians	0.75	0.00	0.00	0.75	1.00
Other paid staff	0.75	0.00	0.63	0.75	1.00
Total paid staff	1.50	0.50	1.26	1.50	2.00
Population per ALA-MLS	.	3,658	4,925	.	.
Population per total paid staff	3,409	3,658	2,463	5,871	1,976
Head librarian's salary (\$)	6,311	5,400	10,400	12,480	18,900
Head librarian - hours per week	30	20	25	30	40
Total volunteer hours	61	2,655	3,111	576	1,859
Facilities					
Main library - square footage	2,640	690	3,150	2,304	2,000
Main + branches - square footage	2,640	690	3,150	2,304	2,000
Square footage per capita	0.52	0.38	1.02	0.40	0.51

Statistics by Library - 1991 (part 1)

City	La Marque	Laguna Vista	Lake Dallas	Lake Travis	Lake Worth
System	HALS	STLS	NTLS	CTLS	NTLS
County	Galveston	Cameron	Oenton	Travis	Tarrant
Legal establishment	FLS	Unknown	Non-profit	Non-profit	City
Membership status (SFY 1993)	Member	Non-member	Member	Member	Member
Population served	16,790	1,553	12,501	10,621	4,591
Number of branches	0	0	0	0	0
Number of bookmobiles	0	0	0	0	0
Number of public service outlets	0	0	0	0	0
Expenditures (\$)					
Salaries and wages	80,859	0	9,949	43,029	31,500
Employee benefits	22,476	0	471	2,012	.
Subtotal: wages and benefits	103,335	0	10,420	45,041	31,500
Print materials	25,977	3,565	7,981	9,526	6,684
Serial subscriptions	559	0	454	2,505	574
Microforms	0	0	0	480	0
Audiovisual materials	629	0	759	398	230
Other materials	2,326	0	0	0	0
Subtotal: library materials	29,491	3,565	9,194	12,909	7,488
Furniture and equipment	0	200	4,907	202	808
Other operating expenses	26,479	1,130	12,555	1,615	7,361
Subtotal: miscellaneous	26,479	1,330	17,462	1,817	8,169
Total direct expenditures	159,305	4,895	37,076	59,767	47,157
Indirect costs	0	0	0	0	0
Total operating expenditures	159,305	4,895	37,076	59,767	47,157
Salaries & wages per capita	4.82	0.00	0.80	4.05	6.86
Materials expend. per capita	1.76	2.30	0.74	1.22	1.63
Total operating expend. per capita	9.49	3.15	2.97	5.63	10.27
Capital Outlay	0	0	0	0	0
% of Total Operating Expenses					
- Wages & benefits	65%	0%	28%	75%	67%
- Library materials	19%	73%	25%	22%	16%
- Miscellaneous other	17%	27%	47%	3%	17%
- Indirect costs	0%	0%	0%	0%	0%
Income by source (\$)					
City	134,964	1,130	5,450	0	46,586
County	24,341	3,565	24,975	0	0
School district	0	0	0	55,833	0
Subtotal: local gov't income	159,305	4,695	30,425	55,833	46,586
Foundation and corporate grants	0	0	403	300	0
Federal LSCA funds	4,930	0	0	0	0
Other federal funds	0	0	0	0	0
State funds	0	0	0	0	0
Other local income	0	262	6,547	3,668	571
Subtotal: all other income	4,930	262	6,949	3,968	571
Total income	164,235	4,957	37,374	59,801	47,157
Local gov't income per capita	9.49	3.02	2.43	5.26	10.15
Total income per capita	9.78	3.19	2.99	5.63	10.27

	La Marque	Laguna Vista	Lake Dallas	Lake Travis	Lake Worth
Library Collection					
Books & serials - titles	39,062	8,668	18,623	12,846	15,069
Books & serials - items	44,375	8,933	19,193	12,846	16,479
Books & serials - items per capita	2.64	5.75	1.54	1.21	3.59
Uncataloged paperbacks - items	1,527	53	2,520	1,890	1,025
Government documents - items	0	0	0	0	0
Microforms - items	264	0	2,302	15	0
Audio materials - items	1,379	0	188	113	201
Films - items	69	0	0	0	0
Video materials - items	193	0	390	12	341
Machine readable materials - items	0	0	57	0	0
Other library materials - items	71	0	53	0	0
Total collection - titles	41,855	8,721	21,777	14,876	16,613
Total collection - items	47,878	8,986	24,703	14,876	18,046
Total collection - items per capita	2.85	5.79	1.98	1.40	3.93
Current subscriptions	63	1	27	55	17
Subscription per 1,000 population	3.75	0.64	2.16	5.18	3.70
Local Library Services					
Total library circulation	43,960	2,003	35,146	12,759	24,174
Circulations per capita	2.62	1.29	2.81	1.20	5.27
Circulations per paid staff member	10,990	.	44,489	6,380	10,287
Circulations per hour (overlapping)	27	3	17	6	13
Circulations per library visit	1.50	1.54	1.79	0.40	1.53
Standard loan period (days)	14	14	14	14	14
Collection turnover rate	0.92	0.22	1.42	0.86	1.34
Reference transactions	3,504	0	914	9,720	962
Reference transactions per capita	0.21	0.00	0.07	0.92	0.21
Library program attendance	2,965	36	1,327	50	880
Program attendance per capita	0.18	0.02	0.11	0.00	0.19
Number of library visits	29,326	1,301	19,598	31,999	15,850
Library visits per capita	1.75	0.84	1.57	3.01	3.45
Hours per week (non-overlapping)	33	12	42	52	36
Hours per week (overlapping)	32	12	41	41	36
Staffing (FTEs)					
Librarians with ALA-MLS	1.00	0.00	0.00	0.00	0.00
Other librarians	2.00	0.00	0.75	1.00	0.90
Other paid staff	1.00	0.00	0.04	1.00	1.45
Total paid staff	4.00	0.00	0.79	2.00	2.35
Population per ALA-MLS	16,790
Population per total paid staff	4,198	.	15,824	5,311	1,954
Head librarian's salary (\$)	29,125	0	10,420	31,314	18,000
Head librarian - hours per week	40	0	30	40	36
Total volunteer hours	1,211	5,600	1,412	2,808	150
Facilities					
Main library - square footage	6,000	620	1,300	0	1,700
Main + branches - square footage	6,000	620	1,300	0	1,700
Square footage per capita	0.36	0.40	0.10	0.00	0.37

Statistics by Library - 1991 (part 1)

City	Lamesa	Lampasas	Lancaster	Laredo	League City
System	WTLS	CTLS	NETLS	STLS	HALS
County	Dawson	Lampasas	Dallas	Webb	Galveston
Legal establishment	County	City	City	City	FLS
Membership status (SFY 1993)	Member	Member	Non-member	Member	Member
Population served	14,349	6,382	22,117	133,239	35,838
Number of branches	0	0	0	1	0
Number of bookmobiles	0	0	0	1	0
Number of public service outlets	3	0	0	0	0
Expenditures (\$)					
Salaries and wages	71,991	22,832	84,701	234,867	342,487
Employee benefits	19,805	7,924	21,698	65,135	85,643
Subtotal: wages and benefits	91,796	30,756	106,399	300,002	428,130
Print materials	12,635	4,738	25,350	119,085	67,824
Serial subscriptions	1,754	938	1,800	9,746	13,262
Microforms	0	0	0	308	1,676
Audiovisual materials	1,497	0	2,088	838	8,250
Other materials	0	61	0	.	0
Subtotal: library materials	15,886	5,737	29,238	129,977	91,012
Furniture and equipment	1,191	349	0	5,725	7,081
Other operating expenses	12,570	9,914	14,837	77,938	143,738
Subtotal: miscellaneous	13,761	10,263	14,837	83,663	150,819
Total direct expenditures	121,443	46,756	150,474	513,642	669,961
Indirect costs	0	0	0	0	0
Total operating expenditures	121,443	46,756	150,474	513,642	669,961
Salaries & wages per capita	5.02	3.58	3.83	1.76	9.56
Materials expend. per capita	1.11	0.90	1.32	0.98	2.54
Total operating expend. per capita	8.46	7.33	6.80	3.86	18.69
Capital Outlay	0	0	0	176,065	0
% of Total Operating Expenses					
- Wages & benefits	76%	66%	71%	58%	64%
- Library materials	13%	12%	19%	25%	14%
- Miscellaneous other	11%	22%	10%	16%	23%
- Indirect costs	0%	0%	0%	0%	0%
Income by source (\$)					
City	7,560	50,395	144,036	528,778	634,122
County	113,883	0	0	5,000	35,839
School district	0	0	0	0	0
Subtotal: local gov't income	121,443	50,395	144,036	533,778	669,961
Foundation and corporate grants	0	0	0	0	0
Federal LSCA funds	0	0	0	0	0
Other federal funds	0	0	0	0	0
State funds	0	0	0	0	0
Other local income	0	4,025	6,438	0	0
Subtotal: all other income	0	4,025	6,438	0	0
Total income	121,443	54,420	150,474	533,778	669,961
Local gov't income per capita	8.46	7.90	6.51	4.01	18.69
Total income per capita	8.46	8.53	6.80	4.01	18.69

	Lamesa	Lampasas	Lancaster	Laredo	League City
Library Collection					
Books & serials - titles	25,140	18,266	29,753	72,691	82,000
Books & serials - items	27,640	20,732	29,954	85,615	91,111
Books & serials - items per capita	1.93	3.25	1.35	0.64	2.54
Uncataloged paperbacks - items	2,620	1,950	0	600	6,603
Government documents - items	0	.	0	0	0
Microforms - items	250	126	7,359	3,509	285
Audio materials - items	271	146	277	1,751	3,651
Films - items	9	0	0	0	9
Video materials - items	646	5	578	971	865
Machine readable materials - items	0	0	0	1,006	15
Other library materials - items	797	231	914	2,300	0
Total collection - titles	28,881	20,393	31,591	76,621	92,285
Total collection - items	32,233	23,190	39,082	95,752	102,539
Total collection - items per capita	2.25	3.63	1.77	0.72	2.86
Current subscriptions	120	43	53	146	206
Subscription per 1,000 population	8.36	6.74	2.40	1.10	5.75
Local Library Services					
Total library circulation	130,664	39,387	53,855	160,421	264,490
Circulations per capita	9.11	6.17	2.44	1.20	7.38
Circulations per paid staff member	26,830	19,892	13,464	11,883	14,694
Circulations per hour (overlapping)	66	19	25	35	112
Circulations per library visit	2.38	1.68	1.38	0.92	3.77
Standard loan period (days)	14	14	14	18	21
Collection turnover rate	4.05	1.70	1.38	1.68	2.58
Reference transactions	1,527	2,227	5,058	6,069	26,511
Reference transactions per capita	0.11	0.35	0.23	0.05	0.74
Library program attendance	5,040	677	1,757	5,462	9,855
Program attendance per capita	0.35	0.11	0.08	0.04	0.27
Number of library visits	55,000	23,504	38,904	173,828	70,238
Library visits per capita	3.83	3.68	1.76	1.30	1.96
Hours per week (non-overlapping)	40	42	43	68	48
Hours per week (overlapping)	38	40	42	88	45
Staffing (FTEs)					
Librarians with ALA-MLS	0.00	0.00	0.00	4.00	3.00
Other librarians	1.00	0.78	1.00	0.50	1.00
Other paid staff	3.87	1.20	3.00	9.00	14.00
Total paid staff	4.87	1.98	4.00	13.50	18.00
Population per ALA-MLS	.	.	.	33,310	11,946
Population per total paid staff	2,946	3,223	5,529	9,870	1,991
Head librarian's salary (\$)	22,148	9,681	35,400	33,736	40,500
Head librarian - hours per week	40	31	40	40	40
Total volunteer hours	0	0	207	2,634	2,007
Facilities					
Main library - square footage	7,560	3,200	6,500	0	29,285
Main + branches - square footage	7,560	3,200	6,500	0	29,285
Square footage per capita	0.53	0.50	0.29	0.00	0.82

Statistics by Library - 1991 (part 1)

City	Leakey	Leander	Leon Valley	Leonard	Levelland
System	SAALS	CTLS	SAALS	NETLS	WTLS
County	Real	Williamson	Bexar	Fannin	Hockley
Legal establishment	County	Non-profit	City	City	County
Membership status (SFY 1993)	Member	Member	Member	Member	Member
Population served	2,412	3,398	9,581	1,744	24,199
Number of branches	0	0	0	0	1
Number of bookmobiles	0	0	0	0	0
Number of public service outlets	0	0	0	0	1
Expenditures (\$)					
Salaries and wages	0	4,779	63,051	2,425	59,981
Employee benefits	0	396	15,184	0	6,236
Subtotal: wages and benefits	0	5,175	78,235	2,425	66,217
Print materials	0	1,548	11,812	1,317	9,938
Serial subscriptions	0	0	525	0	1,327
Microforms	0	0	30	0	0
Audiovisual materials	0	0	292	110	295
Other materials	0	0	0	0	0
Subtotal: library materials	0	1,548	12,659	1,427	11,560
Furniture and equipment	0	0	1,535	0	891
Other operating expenses	0	4,770	8,364	5,414	2,859
Subtotal: miscellaneous	0	4,770	9,899	5,414	3,750
Total direct expenditures	0	11,493	100,793	9,266	81,527
Indirect costs	0	0	0	0	0
Total operating expenditures	0	11,493	100,793	9,266	81,527
Salaries & wages per capita	0.00	1.41	6.58	1.39	2.48
Materials expend. per capita	0.00	0.46	1.32	0.82	0.48
Total operating expend. per capita	0.00	3.38	10.52	5.31	3.37
Capital Outlay	0	9,349	0	0	0
% of Total Operating Expenses					
- Wages & benefits	.	45%	78%	26%	81%
- Library materials	.	13%	13%	15%	14%
- Miscellaneous other	.	42%	10%	58%	5%
- Indirect costs	.	0%	0%	0%	0%
Income by source (\$)					
City	0	4,667	99,756	4,305	5,070
County	0	0	0	0	78,815
School district	0	0	0	0	0
Subtotal: local gov't income	0	4,667	99,756	4,305	83,885
Foundation and corporate grants	0	0	0	0	0
Federal LSCA funds	0	0	0	0	0
Other federal funds	0	0	0	0	0
State funds	0	0	0	0	0
Other local income	0	2,560	1,654	4,961	4,107
Subtotal: all other income	0	2,560	1,654	4,961	4,107
Total income	0	7,227	101,410	9,266	87,992
Local gov't income per capita	0.00	1.37	10.41	2.47	3.47
Total income per capita	0.00	2.13	10.58	5.31	3.64

	Leakey	Leander	Leon Valley	Leonard	Levelland
Library Collection					
Books & serials - titles	0	12,345	20,091	13,009	27,971
Books & serials - items	0	14,579	22,112	13,059	30,305
Books & serials - items per capita	0.00	4.29	2.31	7.49	1.25
Uncataloged paperbacks - items	0	4,988	2,525	350	0
Government documents - items	0	107	0	0	0
Microforms - items	0	950	0	0	0
Audio materials - items	0	9	333	23	197
Films - items	0	0	0	9	0
Video materials - items	0	5	132	90	30
Machine readable materials - items	0	0	0	0	0
Other library materials - items	0	0	611	0	473
Total collection - titles	0	17,438	23,548	13,431	28,431
Total collection - items	0	20,638	25,713	13,531	31,005
Total collection - items per capita	0.00	6.07	2.68	7.76	1.28
Current subscriptions	0	40	11	4	42
Subscription per 1,000 population	0.00	11.77	1.15	2.29	1.74
Local Library Services					
Total library circulation	0	6,994	35,128	6,917	70,147
Circulations per capita	0.00	2.06	3.67	3.97	2.90
Circulations per paid staff member	.	12,716	10,037	10,979	15,588
Circulations per hour (overlapping)	.	7	18	5	19
Circulations per library visit	.	1.87	4.00	1.27	2.24
Standard loan period (days)	0	14	14	14	14
Collection turnover rate	.	0.34	1.37	0.51	2.26
Reference transactions	0	1,040	3,069	150	3,000
Reference transactions per capita	0.00	0.31	0.32	0.09	0.12
Library program attendance	0	896	9,719	450	2,660
Program attendance per capita	0.00	0.26	1.01	0.26	0.11
Number of library visits	0	3,736	8,782	5,435	31,300
Library visits per capita	0.00	1.10	0.92	3.12	1.29
Hours per week (non-overlapping)	0	22	40	25	42
Hours per week (overlapping)	0	20	38	25	71
Staffing (FTEs)					
Librarians with ALA-MLS	0.00	0.00	1.00	0.00	0.00
Other librarians	0.00	0.55	0.00	0.63	2.00
Other paid staff	0.00	0.00	2.50	0.00	2.50
Total paid staff	0.00	0.55	3.50	0.63	4.50
Population per ALA-MLS	.	.	9,581	.	.
Population per total paid staff	.	6,178	2,737	2,768	5,378
Head librarian's salary (\$)	0	12,000	33,201	2,425	18,875
Head librarian - hours per week	0	22	40	25	37
Total volunteer hours	0	2,052	1,549	1,119	36
Facilities					
Main library - square footage	0	0	900	1,956	4,225
Main + branches - square footage	0	0	900	1,956	4,850
Square footage per capita	0.00	0.00	0.09	1.12	0.20

Statistics by Library - 1991 (part 1)

City	Lewisville	Liberty	Littlefield	Livingston	Llano
System	NTLS	HALS	WTLS	HALS	CTLS
County	Denton	Liberty	Lamb	Polk	Llano
Legal establishment	City	City	County	City	County
Membership status (SFY 1993)	Member	Member	Member	Member	Member
Population served	55,083	7,733	15,072	22,706	11,631
Number of branches	0	0	1	0	2
Number of bookmobiles	0	0	0	0	0
Number of public service outlets	0	2	0	0	0

Expenditures (\$)

Salaries and wages	288,440	98,684	37,435	73,273	70,594
Employee benefits	56,578	47,912	10,656	27,989	25,399
Subtotal: wages and benefits	345,018	146,596	48,091	101,262	95,993
Print materials	74,822	27,823	6,774	7,066	15,305
Serial subscriptions	6,545	2,389	651	1,468	631
Microforms	0	504	0	0	0
Audiovisual materials	20,751	1,557	70	0	384
Other materials	0	0	0	0	0
Subtotal: library materials	102,118	32,273	7,495	8,534	16,320
Furniture and equipment	0	0	1,037	1,950	500
Other operating expenses	115,990	66,551	6,189	24,094	5,521
Subtotal: miscellaneous	115,990	66,551	7,226	26,044	6,021
Total direct expenditures	563,126	245,420	62,812	135,840	118,334
Indirect costs	0	0	0	0	0
Total operating expenditures	563,126	245,420	62,812	135,840	118,334
Salaries & wages per capita	5.24	12.76	2.48	3.23	6.07
Materials expend. per capita	1.85	4.17	0.50	0.38	1.40
Total operating expend. per capita	10.22	31.74	4.17	5.98	10.17
Capital Outlay	37,494	0	0	0	467,351
% of Total Operating Expenses					
- Wages & benefits	61%	60%	77%	75%	81%
- Library materials	18%	13%	12%	6%	14%
- Miscellaneous other	21%	27%	12%	19%	5%
- Indirect costs	0%	0%	0%	0%	0%

Income by source (\$)

City	483,742	231,749	0	117,843	1,200
County	79,384	0	69,388	5,250	110,108
School district	0	0	0	0	0
Subtotal: local gov't income	563,126	231,749	69,388	123,093	111,308
Foundation and corporate grants	0	0	0	3,990	500
Federal LSCA funds	0	0	0	0	0
Other federal funds	0	0	0	0	0
State funds	0	0	0	0	0
Other local income	0	13,571	0	8,757	16,527
Subtotal: all other income	0	13,571	0	12,747	17,027
Total income	563,126	245,420	69,388	135,840	128,335
Local gov't income per capita	10.22	29.97	4.60	5.42	9.57
Total income per capita	10.22	31.74	4.60	5.98	11.03

251

	Lewisville	Liberty	Littlefield	Livingston	Llano
Library Collection					
Books & serials - titles	46,908	34,750	.	29,920	28,722
Books & serials - items	60,232	38,811	23,630	30,864	32,693
Books & serials - items per capita	1.09	5.02	1.57	1.36	2.81
Uncataloged paperbacks - items	5,800	3,200	2,000	7,200	12,420
Government documents - items	0	0	0	0	0
Microforms - items	18,689	69	0	123	0
Audio materials - items	1,430	1,312	0	758	365
Films - items	25	1	0	0	99
Video materials - items	773	410	18	34	386
Machine readable materials - items	0	200	0	55	4
Other library materials - items	2,033	0	0	34	384
Total collection - titles	47,775	39,111	.	37,401	42,328
Total collection - items	88,982	44,003	25,648	39,068	46,351
Total collection - items per capita	1.62	5.69	1.70	1.72	3.99
Current subscriptions	244	98	23	78	80
Subscription per 1,000 population	4.43	12.67	1.53	3.44	6.88
Local Library Services					
Total library circulation	231,675	92,139	42,120	63,877	94,683
Circulations per capita	4.21	11.92	2.79	2.81	8.14
Circulations per paid staff member	15,601	13,163	14,625	14,195	17,437
Circulations per hour (overlapping)	94	40	12	30	23
Circulations per library visit	1.48	1.11	2.75	1.73	2.47
Standard loan period (days)	14	21	14	21	14
Collection turnover rate	2.60	2.09	1.64	1.64	2.04
Reference transactions	9,796	4,991	1,129	7,327	3,392
Reference transactions per capita	0.18	0.65	0.07	0.32	0.29
Library program attendance	11,095	1,295	549	1,872	2,382
Program attendance per capita	0.20	0.17	0.04	0.08	0.20
Number of library visits	156,737	82,988	15,305	37,000	38,276
Library visits per capita	2.85	10.73	1.02	1.63	3.29
Hours per week (non-overlapping)	48	46	45	43	47
Hours per week (overlapping)	48	45	66	41	80
Staffing (FTEs)					
Librarians with ALA-MLS	3.00	0.00	0.00	1.00	0.00
Other librarians	1.00	1.00	0.94	0.00	2.00
Other paid staff	10.85	6.00	1.94	3.50	3.43
Total paid staff	14.85	7.00	2.88	4.50	5.43
Population per ALA-MLS	18,361	.	.	22,706	.
Population per total paid staff	3,709	1,105	5,233	5,046	2,142
Head librarian's salary (\$)	45,192	23,504	15,000	23,280	15,330
Head librarian - hours per week	40	40	37	40	40
Total volunteer hours	3,554	735	0	20	5,226
Facilities					
Main library - square footage	5,000	13,288	3,000	3,800	0
Main + branches - square footage	5,000	13,288	4,000	3,800	0
Square footage per capita	0.09	1.72	0.27	0.17	0.00

Statistics by Library - 1991 (part 1)

City	Lockhart	Longview	Los Fresnos	Lubbock	Lufkin
System	CTLS	NETLS	STLS	WTLS	HALS
County	Caldwell	Gregg	Cameron	Lubbock	Angelina
Legal establishment	City	City	City	City	Non-profit
Membership status (SFY 1993)	Member	Member	Member	Member	Member
Population served	9,205	90,749	20,906	210,558	62,198
Number of branches	0	0	0	1	0
Number of bookmobiles	0	0	0	0	0
Number of public service outlets	0	2	0	6	0
Expenditures (\$)					
Salaries and wages	55,564	468,223	43,613	746,526	161,714
Employee benefits	12,078	93,645	0	317,354	39,300
Subtotal: wages and benefits	67,642	561,868	43,613	1,063,880	201,014
Print materials	9,407	70,382	17,273	267,433	19,784
Serial subscriptions	3,244	49,914	1,002	35,264	2,553
Microforms	121	11,415	0	0	642
Audiovisual materials	1,188	7,000	200	8,477	515
Other materials	0	0	0	0	0
Subtotal: library materials	13,960	138,711	18,475	311,174	23,494
Furniture and equipment	10,714	18,595	5,787	9,238	0
Other operating expenses	15,873	102,362	15,877	388,806	51,050
Subtotal: miscellaneous	26,587	120,957	21,664	398,044	51,050
Total direct expenditures	108,189	821,536	83,752	1,773,098	275,558
Indirect costs	0	0	0	0	0
Total operating expenditures	108,189	821,536	83,752	1,773,098	275,558
Salaries & wages per capita	6.04	5.16	2.09	3.55	2.60
Materials expend. per capita	1.52	1.53	0.88	1.48	0.38
Total operating expend. per capita	11.75	9.05	4.01	8.42	4.43
Capital Outlay	0	0	95,000	12,244	0
% of Total Operating Expenses					
- Wages & benefits	63%	68%	52%	60%	73%
- Library materials	13%	17%	22%	18%	9%
- Miscellaneous other	25%	15%	26%	22%	19%
- Indirect costs	0%	0%	0%	0%	0%
Income by source (\$)					
City	100,709	775,684	66,657	988,489	133,500
County	0	30,000	6,181	568,504	25,000
School district	0	0	300	0	0
Subtotal: local gov't income	100,709	805,684	73,138	1,556,993	158,500
Foundation and corporate grants	2,504	0	6,029	0	0
Federal LSCA funds	0	15,852	0	41,215	0
Other federal funds	0	0	0	0	0
State funds	0	0	0	0	0
Other local income	4,976	0	5,154	1,780	110,432
Subtotal: all other income	7,480	15,852	11,183	42,995	110,432
Total income	108,189	821,536	84,321	1,599,988	268,932
Local gov't income per capita	10.94	8.88	3.50	7.39	2.55
Total income per capita	11.75	9.05	4.03	7.60	4.32

	Lockhart	Longview	Los Fresnos	Lubbock	Lufkin
Library Collection					
Books & serials - titles	19,300	92,399	21,290	279,368	54,900
Books & serials - items	19,890	141,193	22,175	346,257	55,904
Books & serials - items per capita	2.16	1.56	1.06	1.64	0.90
Uncataloged paperbacks - items	4,250	0	800	6,875	900
Government documents - items	0	42,616	0	0	0
Microforms - items	580	28,125	1,662	12,113	9,904
Audio materials - items	383	2,610	0	7,871	225
Films - items	0	671	0	89	33
Video materials - items	231	677	193	0	441
Machine readable materials - items	5	50	0	22	0
Other library materials - items	30	0	600	828	1,193
Total collection - titles	23,724	110,512	22,940	294,151	57,711
Total collection - items	25,369	215,942	25,430	374,055	68,600
Total collection - items per capita	2.76	2.38	1.22	1.78	1.10
Current subscriptions	95	614	35	547	122
Subscription per 1,000 population	10.32	6.77	1.67	2.60	1.96
Local Library Services					
Total library circulation	60,011	278,320	28,291	598,712	105,000
Circulations per capita	6.52	3.07	1.35	2.84	1.69
Circulations per paid staff member	16,441	10,966	9,430	14,603	8,936
Circulations per hour (overlapping)	26	96	13	83	41
Circulations per library visit	1.84	1.61	1.89	1.71	2.10
Standard loan period (days)	14	21	28	21	21
Collection turnover rate	2.37	1.29	1.11	1.60	1.53
Reference transactions	3,000	25,716	1,856	119,889	11,219
Reference transactions per capita	0.33	0.28	0.09	0.57	0.18
Library program attendance	7,970	9,923	2,069	23,008	2,216
Program attendance per capita	0.87	0.11	0.10	0.11	0.04
Number of library visits	32,698	172,776	15,000	349,763	50,000
Library visits per capita	3.55	1.90	0.72	1.66	0.80
Hours per week (non-overlapping)	49	58	44	70	50
Hours per week (overlapping)	44	56	42	138	49
Staffing (FTEs)					
Librarians with ALA-MLS	0.00	4.00	0.00	17.00	2.00
Other librarians	1.00	2.00	1.00	0.00	3.00
Other paid staff	2.65	19.38	2.00	24.00	6.75
Total paid staff	3.65	25.38	3.00	41.00	11.75
Population per ALA-MLS	.	22,687	.	12,386	31,099
Population per total paid staff	2,522	3,576	6,969	5,136	5,293
Head librarian's salary (\$)	24,000	45,000	17,992	48,090	28,644
Head librarian - hours per week	40	40	40	40	40
Total volunteer hours	2,004	3,969	828	96	0
Facilities					
Main library - square footage	3,750	35,000	3,648	53,035	0
Main + branches - square footage	3,750	35,000	3,648	64,149	0
Square footage per capita	0.41	0.39	0.17	0.30	0.00

Statistics by Library - 1991 (part 1)

City	Luling	Lumberton	Lytle	Mabank	Madisonville
System	CTLS	HALS	SAALS	NETLS	CTLS
County	Caldwell	Hardin	Atascosa	Kaufman	Madison
Legal establishment	City	City	City	Non-profit	County
Membership status (SFY 1993)	Member	Non-member	Member	Member	Member
Population served	4,661	6,640	3,680	1,739	10,931
Number of branches	0	0	0	0	0
Number of bookmobiles	0	0	0	0	0
Number of public service outlets	0	0	0	0	0
Expenditures (\$)					
Salaries and wages	29,056	0	10,062	0	22,688
Employee benefits	6,382	0	61	0	7,950
Subtotal: wages and benefits	35,438	0	10,123	0	30,638
Print materials	4,023	727	5,351	0	7,500
Serial subscriptions	783	0	116	0	800
Microforms	0	0	0	0	0
Audiovisual materials	0	0	350	0	0
Other materials	668	0	0	0	0
Subtotal: library materials	5,474	727	5,817	0	8,300
Furniture and equipment	0	1,255	602	0	0
Other operating expenses	9,572	1,553	750	0	15,743
Subtotal: miscellaneous	9,572	2,808	1,352	0	15,743
Total direct expenditures	50,484	3,535	17,292	0	54,681
Indirect costs	0	0	0	0	0
Total operating expenditures	50,484	3,535	17,292	0	54,681
Salaries & wages per capita	6.23	0.00	2.73	0.00	2.08
Materials expend. per capita	1.17	0.11	1.58	0.00	0.76
Total operating expend. per capita	10.83	0.53	4.70	0.00	5.00
Capital Outlay	0	0	0	0	0
% of Total Operating Expenses					
- Wages & benefits	70%	0%	59%	.	56%
- Library materials	11%	21%	34%	.	15%
- Miscellaneous other	19%	79%	8%	.	29%
- Indirect costs	0%	0%	0%	.	0%
Income by source (\$)					
City	50,484	500	6,000	0	0
County	0	0	4,000	0	54,681
School district	0	0	0	0	0
Subtotal: local gov't income	50,484	500	10,000	0	54,681
Foundation and corporate grants	0	0	6,000	0	0
Federal LSCA funds	0	0	0	0	0
Other federal funds	0	0	0	0	0
State funds	0	0	0	0	0
Other local income	0	3,035	6,817	0	0
Subtotal: all other income	0	3,035	12,817	0	0
Total income	50,484	3,535	22,817	0	54,681
Local gov't income per capita	10.83	0.08	2.72	0.00	5.00
Total income per capita	10.83	0.53	250 6.20	0.00	5.00

	Luling	Lumberton	Lytle	Mabank	Madisonville
Library Collection					
Books & serials - titles	25,500	3,450	13,500	0	34,934
Books & serials - items	25,525	3,500	13,700	0	35,015
Books & serials - items per capita	5.48	0.53	3.72	0.00	3.20
Uncataloged paperbacks - items	3,000	0	1,700	0	4,055
Government documents - items	0	0	30	0	54
Microforms - items	0	0	0	0	78
Audio materials - items	0	0	15	0	18
Films - items	0	0	0	0	5
Video materials - items	5	0	230	0	12
Machine readable materials - items	0	0	0	0	0
Other library materials - items	76	0	32	0	0
Total collection - titles	28,481	3,450	15,507	0	39,154
Total collection - items	28,606	3,500	15,707	0	39,237
Total collection - items per capita	6.14	0.53	4.27	0.00	3.59
Current subscriptions	23	0	9	0	40
Subscription per 1,000 population	4.93	0.00	2.45	0.00	3.66
Local Library Services					
Total library circulation	38,158	452	16,071	0	28,589
Circulations per capita	8.19	0.07	4.37	0.00	2.62
Circulations per paid staff member	16,959	.	14,881	.	19,059
Circulations per hour (overlapping)	22	1	11	.	19
Circulations per library visit	2.56	1.08	1.43	.	2.34
Standard loan period (days)	14	14	14	0	14
Collection turnover rate	1.33	0.13	1.02	.	0.73
Reference transactions	992	0	285	0	1,681
Reference transactions per capita	0.21	0.00	0.08	0.00	0.15
Library program attendance	.	0	900	0	1,410
Program attendance per capita	.	0.00	0.24	0.00	0.13
Number of library visits	14,879	420	11,200	0	12,203
Library visits per capita	3.19	0.06	3.04	0.00	1.12
Hours per week (non-overlapping)	35	11	29	0	30
Hours per week (overlapping)	34	11	28	0	30
Staffing (FTEs)					
Librarians with ALA-MLS	1.00	0.00	0.00	0.00	0.00
Other librarians	1.00	0.00	0.58	0.00	0.75
Other paid staff	0.25	0.00	0.50	0.00	0.75
Total paid staff	2.25	0.00	1.08	0.00	1.50
Population per ALA-MLS	4,661
Population per total paid staff	2,072	.	3,407	.	7,287
Head librarian's salary (\$)	15,683	0	5,511	0	13,758
Head librarian - hours per week	40	0	23	0	35
Total volunteer hours	1,135	800	30	0	1,286
Facilities					
Main library - square footage	4,392	0	1,488	0	4,120
Main + branches - square footage	4,392	0	1,488	0	4,120
Square footage per capita	0.94	0.00	0.40	0.00	0.38

Statistics by Library - 1991 (part 1)

City System County	Malakoff NETLS Henderson	Mansfield NTLS Tarrant	Marfa TTPLS Presidio	Marlin CTLS Falls	Marshall NETLS Harrison
Legal establishment	City	City	City	Non-profit	City
Membership status (SFY 1993)	Member	Member	Member	Member	Member
Population served	9,130	15,607	2,424	6,386	55,827
Number of branches	0	0	0	0	0
Number of bookmobiles	0	0	0	0	1
Number of public service outlets	1	0	0	0	0
Expenditures (\$)					
Salaries and wages	8,640	87,824	27,563	8,323	103,060
Employee benefits	3,485	18,214	6,906	853	17,106
Subtotal: wages and benefits	12,125	106,038	34,469	9,176	120,166
Print materials	1,653	13,576	2,586	6,632	28,060
Serial subscriptions	0	1,064	573	630	6,538
Microforms	0	0	0	0	0
Audiovisual materials	240	1,027	417	0	.
Other materials	0	0	0	0	0
Subtotal: library materials	1,893	15,667	3,576	7,262	34,598
Furniture and equipment	0	507	1,779	0	11,849
Other operating expenses	3,347	22,900	1,336	6,648	60,882
Subtotal: miscellaneous	3,347	23,407	3,115	6,648	72,731
Total direct expenditures	17,365	145,112	41,160	23,086	227,495
Indirect costs	0	0	0	0	0
Total operating expenditures	17,365	145,112	41,160	23,086	227,495
Salaries & wages per capita	0.95	5.63	11.37	1.30	1.85
Materials expend. per capita	0.21	1.00	1.48	1.14	0.62
Total operating expend. per capita	1.90	9.30	16.98	3.62	4.08
Capital Outlay	0	0	0	0	0
% of Total Operating Expenses					
- Wages & benefits	70%	73%	84%	40%	53%
- Library materials	11%	11%	9%	31%	15%
- Miscellaneous other	19%	16%	8%	29%	32%
- Indirect costs	0%	0%	0%	0%	0%
Income by source (\$)					
City	10,715	133,812	37,377	15,000	186,652
County	5,000	0	0	0	27,718
School district	0	0	0	0	0
Subtotal: local gov't income	15,715	133,812	37,377	15,000	214,370
Foundation and corporate grants	0	0	0	0	0
Federal LSCA funds	0	0	0	0	0
Other federal funds	0	0	0	0	0
State funds	0	0	0	0	0
Other local income	1,650	11,300	6,391	7,337	20,587
Subtotal: all other income	1,650	11,300	6,391	7,337	20,587
Total income	17,365	145,112	43,768	22,337	234,957
Local gov't income per capita	1.72	8.57	15.42	2.35	3.84
Total income per capita	1.90	9.30	18.06	3.50	4.21

	Malakoff	Mansfield	Marfa	Marlin	Marshall
Library Collection					
Books & serials - titles	27,733	30,555	21,588	12,746	.
Books & serials - items	28,323	34,303	21,867	14,171	47,834
Books & serials - items per capita	3.10	2.20	9.02	2.22	0.86
Uncataloged paperbacks - items	1,696	1,350	5,864	0	672
Government documents - items	1,030	0	0	0	0
Microforms - items	0	0	24	0	495
Audio materials - items	232	319	484	217	6,056
Films - items	235	0	0	0	3
Video materials - items	454	469	571	0	1,198
Machine readable materials - items	0	0	0	0	10
Other library materials - items	14	0	10	0	2,733
Total collection - titles	31,394	32,516	28,407	12,963	.
Total collection - items	31,984	36,441	28,820	14,388	59,001
Total collection - items per capita	3.50	2.33	11.89	2.25	1.06
Current subscriptions	35	38	51	20	106
Subscription per 1,000 population	3.83	2.43	21.04	3.13	1.90
Local Library Services					
Total library circulation	31,064	87,667	26,653	14,211	139,299
Circulations per capita	3.40	5.62	11.00	2.23	2.50
Circulations per paid staff member	38,830	15,939	13,327	22,557	19,900
Circulations per hour (overlapping)	16	36	13	10	44
Circulations per library visit	2.93	1.29	1.36	1.37	1.38
Standard loan period (days)	14	14	14	14	21
Collection turnover rate	0.97	2.41	0.92	0.99	2.36
Reference transactions	2,141	24,569	1,260	780	34,440
Reference transactions per capita	0.23	1.57	0.52	0.12	0.62
Library program attendance	1,498	4,283	781	400	3,210
Program attendance per capita	0.16	0.27	0.32	0.06	0.06
Number of library visits	10,607	67,867	19,577	10,400	101,276
Library visits per capita	1.16	4.35	8.08	1.63	1.81
Hours per week (non-overlapping)	38	49	40	26	50
Hours per week (overlapping)	37	47	38	27	61
Staffing (FTEs)					
Librarians with ALA-MLS	0.00	0.00	0.00	0.00	2.00
Other librarians	0.80	3.00	1.00	0.63	0.00
Other paid staff	0.00	2.50	1.00	0.00	5.00
Total paid staff	0.80	5.50	2.00	0.63	7.00
Population per ALA-MLS	27,914
Population per total paid staff	11,413	2,838	1,212	10,137	7,975
Head librarian's salary (\$)	8,640	22,395	16,774	7,000	30,002
Head librarian - hours per week	32	40	40	25	40
Total volunteer hours	4,400	576	780	0	4,446
Facilities					
Main library - square footage	4,100	8,030	5,400	1,920	14,700
Main + branches - square footage	4,100	8,030	5,400	1,920	14,700
Square footage per capita	0.45	0.51	2.23	0.30	0.26

Statistics by Library - 1991 (part 1)

City	Mason	Matador	Mathis	Maud	McAllen
System	BCLS	WTLS	STLS	NETLS	STLS
County	Mason	Motley	San Patricio	Bowie	Hidalgo
Legal establishment	County	County	City	City	FLS
Membership status (SFY 1993)	Member	Member	Member	Member	Member
Population served	3,423	1,532	7,823	1,049	136,460
Number of branches	0	0	0	0	0
Number of bookmobiles	0	0	0	0	0
Number of public service outlets	0	2	0	0	0
Expenditures (\$)					
Salaries and wages	6,522	5,120	7,569	5,100	519,447
Employee benefits	3,261	249	0	254	60,806
Subtotal: wages and benefits	9,783	5,369	7,569	5,354	580,253
Print materials	4,177	1,747	8,762	550	123,117
Serial subscriptions	220	84	0	25	63,601
Microforms	32	0	0	0	4,463
Audiovisual materials	0	0	0	0	16,069
Other materials	0	0	0	0	0
Subtotal: library materials	4,429	1,831	8,762	575	207,250
Furniture and equipment	0	116	1,304	400	15,960
Other operating expenses	3,454	5,508	6,584	1,452	205,760
Subtotal: miscellaneous	3,454	5,624	7,888	1,852	221,720
Total direct expenditures	17,666	12,824	24,219	7,781	1,009,223
Indirect costs	0	0	0	0	0
Total operating expenditures	17,666	12,824	24,219	7,781	1,009,223
Salaries & wages per capita	1.91	3.34	0.97	4.86	3.81
Materials expend. per capita	1.29	1.20	1.12	0.55	1.52
Total operating expend. per capita	5.16	8.37	3.10	7.42	7.40
Capital Outlay	304,197	0	0	0	0
% of Total Operating Expenses					
- Wages & benefits	55%	42%	31%	69%	57%
- Library materials	25%	14%	36%	7%	21%
- Miscellaneous other	20%	44%	33%	24%	22%
- Indirect costs	0%	0%	0%	0%	0%
Income by source (\$)					
City	1,151	2,400	7,500	7,781	973,680
County	10,764	6,000	600	0	7,411
School district	0	0	0	0	0
Subtotal: local gov't income	11,914	8,400	8,100	7,781	981,091
Foundation and corporate grants	6,049	0	2,000	0	0
Federal LSCA funds	0	0	0	0	0
Other federal funds	0	0	0	0	0
State funds	0	0	0	0	0
Other local income	2,240	2,826	6,036	0	28,132
Subtotal: all other income	8,289	2,826	8,036	0	28,132
Total income	20,203	11,226	16,136	7,781	1,009,223
Local gov't income per capita	3.48	5.48	1.04	7.42	7.19
Total income per capita	5.90	200 7.33	2.06	7.42	7.40

	Mason	Matador	Mathis	Maud	McAllen
Library Collection					
Books & serials - titles	11,259	9,284	11,039	9,200	125,384
Books & serials - items	11,300	9,312	12,266	10,960	183,823
Books & serials - items per capita	3.30	6.08	1.57	10.45	1.35
Uncataloged paperbacks - items	1,200	2,354	3,243	4,750	6,083
Government documents - items	0	0	0	43	.
Microforms - items	65	20	0	0	37,788
Audio materials - items	181	0	0	0	7,361
Films - items	0	0	0	0	562
Video materials - items	3	6	0	0	1,581
Machine readable materials - items	0	72	0	0	31
Other library materials - items	0	70	17	0	952
Total collection - titles	11,261	11,548	12,142	13,743	140,872
Total collection - items	12,749	11,834	15,526	15,753	238,181
Total collection - items per capita	3.72	7.72	1.98	15.02	1.75
Current subscriptions	20	5	3	3	857
Subscription per 1,000 population	5.84	3.26	0.38	2.86	6.28
Local Library Services					
Total library circulation	10,916	9,966	12,313	5,965	517,726
Circulations per capita	3.19	6.51	1.57	5.69	3.79
Circulations per paid staff member	17,056	13,288	21,229	9,942	13,880
Circulations per hour (overlapping)	9	6	10	3	172
Circulations per library visit	2.41	0.83	2.07	0.99	1.65
Standard loan period (days)	14	14	14	14	14
Collection turnover rate	0.86	0.84	0.79	0.38	2.17
Reference transactions	510	198	87	531	152,425
Reference transactions per capita	0.15	0.13	0.01	0.51	1.12
Library program attendance	225	896	680	117	250,607
Program attendance per capita	0.07	0.58	0.09	0.11	1.84
Number of library visits	4,532	11,967	5,934	5,996	313,109
Library visits per capita	1.32	7.81	0.76	5.72	2.29
Hours per week (non-overlapping)	26	33	23	40	61
Hours per week (overlapping)	24	32	23	39	58
Staffing (FTEs)					
Librarians with ALA-MLS	0.00	0.00	0.00	0.00	7.00
Other librarians	0.64	0.75	0.58	0.60	1.00
Other paid staff	0.00	0.00	0.00	0.00	29.30
Total paid staff	0.64	0.75	0.58	0.60	37.30
Population per ALA-MLS	19,494
Population per total paid staff	5,348	2,043	13,488	1,748	3,658
Head librarian's salary (\$)	6,348	6,120	7,569	5,100	35,318
Head librarian - hours per week	25	30	23	24	40
Total volunteer hours	3,166	326	426	1,797	2,204
Facilities					
Main library - square footage	5,400	2,500	2,000	3,000	40,000
Main + branches - square footage	5,400	2,500	2,000	3,000	40,000
Square footage per capita	1.58	1.63	0.26	2.86	0.29

280

Statistics by Library - 1991 (part 1)

City	McAllen/HCHQ	McCamey	McGregor	McKinney	McLean
System	STLS	WTLS	CTLS	NETLS	TPLS
County	Hidalgo	Upton	McLennan	Collin	Gray
Legal establishment	FLS	County	Non-profit	City	City
Membership status (SFY 1993)	Member	Member	Non-member	Member	Member
Population served	0	1,652	4,683	21,283	1,356
Number of branches	0	0	0	0	0
Number of bookmobiles	0	0	0	0	0
Number of public service outlets	0	0	0	0	0
Expenditures (\$)					
Salaries and wages	88,895	21,958	5,995	217,623	10,802
Employee benefits	19,522	2,000	0	61,256	1,036
Subtotal: wages and benefits	108,417	23,958	5,995	273,879	11,838
Print materials	198	4,679	110	28,268	3,066
Serial subscriptions	558	283	0	3,763	968
Microforms	0	0	0	1,900	0
Audiovisual materials	336	384	0	493	0
Other materials	0	726	0	0	0
Subtotal: library materials	1,092	6,072	110	34,424	4,034
Furniture and equipment	2,049	0	0	0	0
Other operating expenses	84,681	2,029	4,976	76,394	7,725
Subtotal: miscellaneous	86,730	2,029	4,976	76,394	7,725
Total direct expenditures	196,239	32,059	11,081	384,697	23,597
Indirect costs	0	0	0	0	0
Total operating expenditures	196,239	32,059	11,081	384,697	23,597
Salaries & wages per capita	.	13.29	1.28	9.99	7.97
Materials expend. per capita	.	3.68	0.02	1.62	2.97
Total operating expend. per capita	.	19.41	2.37	18.08	17.40
Capital Outlay	0	32,059	0	1,319	0
% of Total Operating Expenses					
- Wages & benefits	55%	75%	54%	71%	50%
- Library materials	1%	19%	1%	9%	17%
- Miscellaneous other	44%	6%	45%	20%	33%
- Indirect costs	0%	0%	0%	0%	0%
Income by source (\$)					
City	1,800	0	2,004	385,987	18,347
County	189,696	31,810	0	0	3,000
School district	4,743	0	0	0	1,000
Subtotal: local gov't income	196,239	31,810	2,004	385,987	22,347
Foundation and corporate grants	0	0	0	0	0
Federal LSCA funds	0	0	0	0	0
Other federal funds	0	0	0	0	0
State funds	0	0	0	0	0
Other local income	0	0	7,430	0	1,250
Subtotal: all other income	0	0	7,430	0	1,250
Total income	196,239	31,810	9,434	385,987	23,597
Local gov't income per capita	.	19.26	0.43	18.14	16.48
Total income per capita	.	19.26	2.01	18.14	17.40

	McAllen/HCHQ	McCamey	McGregor	McKinney	McLean
Library Collection					
Books & serials - titles	0	15,383	7,983	41,339	.
Books & serials - items	0	15,423	8,300	43,551	11,282
Books & serials - items per capita	.	9.34	1.77	2.05	8.32
Uncataloged paperbacks - items	0	1,000	3,991	975	1,400
Government documents - items	0	0	0	0	0
Microforms - items	0	0	500	14,919	0
Audio materials - items	0	0	349	407	64
Films - items	0	20	0	0	0
Video materials - items	0	98	2	514	0
Machine readable materials - items	0	0	0	51	0
Other library materials - items	0	0	30	0	9
Total collection - titles	0	16,501	12,855	43,218	.
Total collection - items	0	16,541	13,172	60,417	12,755
Total collection - items per capita	.	10.01	2.81	2.84	9.41
Current subscriptions	0	34	5	151	27
Subscription per 1,000 population	.	20.58	1.07	7.09	19.91
Local Library Services					
Total library circulation	0	28,685	5,037	167,079	18,338
Circulations per capita	.	17.36	1.08	7.85	13.52
Circulations per paid staff member	0	21,568	10,074	14,280	20,839
Circulations per hour (overlapping)	0	20	5	62	11
Circulations per library visit	.	2.21	1.47	1.69	1.67
Standard loan period (days)	0	14	14	14	14
Collection turnover rate	.	1.73	0.38	2.77	1.44
Reference transactions	0	4,097	25	34,767	360
Reference transactions per capita	.	2.48	0.01	1.63	0.27
Library program attendance	0	1,285	403	5,943	1,200
Program attendance per capita	.	0.78	0.09	0.28	0.88
Number of library visits	0	13,000	3,436	98,922	11,000
Library visits per capita	.	7.87	0.73	4.65	8.11
Hours per week (non-overlapping)	45	30	20	54	35
Hours per week (overlapping)	43	28	19	52	32
Staffing (FTEs)					
Librarians with ALA-MLS	2.00	0.00	0.00	4.00	0.00
Other librarians	0.00	0.75	0.50	0.00	0.88
Other paid staff	2.50	0.58	0.00	7.70	0.00
Total paid staff	4.50	1.33	0.50	11.70	0.88
Population per ALA-MLS	0	.	.	5,321	.
Population per total paid staff	0	1,242	9,366	1,819	1,541
Head librarian's salary (\$)	34,650	15,768	5,995	36,046	10,802
Head librarian - hours per week	40	30	20	40	35
Total volunteer hours	0	150	140	1,003	0
Facilities					
Main library - square footage	0	2,000	3,600	20,000	3,200
Main + branches - square footage	0	2,000	3,600	20,000	3,200
Square footage per capita	.	1.21	0.77	0.94	2.36

Statistics by Library - 1991 (part 1)

City	Memphis	Menard	Mercedes	Hertzon	Mesquite
System	TPLS	BCLS	STLS	BCLS	NETLS
County	Hall	Menard	Hidalgo	Irion	Dallas
Legal establishment	City	Non-profit	FLS	County	City
Membership status (SFY 1993)	Member	Member	Member	Non-member	Member
Population served	3,275	2,252	20,617	1,629	101,484
Number of branches	0	0	0	0	1
Number of bookmobiles	0	0	0	0	0
Number of public service outlets	0	3	0	1	3
Expenditures (\$)					
Salaries and wages	8,545	5,049	51,192	5,460	642,343
Employee benefits	4,540	382	11,569	1,467	158,683
Subtotal: wages and benefits	13,085	5,431	62,761	6,927	801,026
Print materials	685	444	7,872	500	85,826
Serial subscriptions	336	12	1,511	0	34,451
Microforms	0	0	0	0	0
Audiovisual materials	0	0	2,811	0	6,315
Other materials	0	0	0	0	0
Subtotal: library materials	1,021	456	12,194	500	126,592
Furniture and equipment	2,000	0	1,001	100	0
Other operating expenses	3,501	2,570	14,226	1,500	116,535
Subtotal: miscellaneous	5,501	2,570	15,227	1,600	116,535
Total direct expenditures	19,607	8,457	90,182	9,027	1,044,153
Indirect costs	0	0	0	0	0
Total operating expenditures	19,607	8,457	90,182	9,027	1,044,153
Salaries & wages per capita	2.61	2.24	2.48	3.35	6.33
Materials expend. per capita	0.31	0.20	0.59	0.31	1.25
Total operating expend. per capita	5.99	3.76	4.37	5.54	10.29
Capital Outlay	0	0	3,452	0	25,684
% of Total Operating Expenses					
- Wages & benefits	67%	64%	70%	77%	77%
- Library materials	5%	5%	14%	6%	12%
- Miscellaneous other	28%	30%	17%	18%	11%
- Indirect costs	0%	0%	0%	0%	0%
Income by source (\$)					
City	19,189	3,000	82,366	0	1,018,295
County	300	6,100	3,697	9,027	0
School district	0	0	0	0	0
Subtotal: local gov't income	19,489	9,100	86,063	9,027	1,018,295
Foundation and corporate grants	0	0	0	0	0
Federal LSCA funds	0	0	0	0	0
Other federal funds	0	0	0	0	0
State funds	0	0	0	0	0
Other local income	725	304	4,119	114	16,532
Subtotal: all other income	725	304	4,119	114	16,532
Total income	20,214	9,404	90,182	9,141	1,034,827
Local gov't income per capita	5.95	4.04	4.17	5.54	10.03
Total income per capita	6.17	4.18	4.37	5.61	10.20

	Memphis	Menard	Mercedes	Hertzon	Mesquite
Library Collection					
Books & serials - titles	14,030	11,782	27,915	.	94,992
Books & serials - items	14,142	11,860	28,778	.	115,845
Books & serials - items per capita	4.32	5.27	1.40	.	1.14
Uncataloged paperbacks - items	1,298	4,000	2,094	.	9,098
Government documents - items	0	0	0	0	0
Microforms - items	0	0	0	0	4,641
Audio materials - items	198	231	559	0	2,397
Films - items	0	38	0	0	0
Video materials - items	29	2	631	0	804
Machine readable materials - items	0	0	0	0	0
Other library materials - items	0	37	0	0	572
Total collection - titles	15,517	15,965	31,097	.	111,323
Total collection - items	15,667	16,168	32,062	.	133,357
Total collection - items per capita	4.78	7.18	1.56	.	1.31
Current subscriptions	12	1	61	0	437
Subscription per 1,000 population	3.66	0.44	2.96	0.00	4.31
Local Library Services					
Total library circulation	6,110	13,792	72,490	.	401,606
Circulations per capita	1.87	6.12	3.52	.	3.96
Circulations per paid staff member	6,110	22,987	18,123	.	13,754
Circulations per hour (overlapping)	40	12	29	.	66
Circulations per library visit	1.53	2.11	1.84	.	1.08
Standard loan period (days)	14	14	14	14	14
Collection turnover rate	0.39	0.85	2.26	.	3.01
Reference transactions	102	216	7,812	.	85,583
Reference transactions per capita	0.03	0.10	0.38	.	0.84
Library program attendance	0	522	20,478	.	5,061
Program attendance per capita	0.00	0.23	0.99	.	0.05
Number of library visits	4,002	6,528	39,361	.	372,058
Library visits per capita	1.22	2.90	1.91	.	3.67
Hours per week (non-overlapping)	30	24	49	20	66
Hours per week (overlapping)	3	23	48	19	117
Staffing (FTEs)					
Librarians with ALA-MLS	0.00	0.00	0.00	0.00	9.00
Other librarians	0.75	0.60	1.00	0.50	3.20
Other paid staff	0.25	0.00	3.00	0.00	17.00
Total paid staff	1.00	0.60	4.00	0.50	29.20
Population per ALA-MLS	11,276
Population per total paid staff	3,275	3,753	5,154	3,258	3,475
Head librarian's salary (\$)	9,600	5,000	20,787	5,460	47,000
Head librarian - hours per week	30	24	40	20	40
Total volunteer hours	0	1,270	320	60	1,123
Facilities					
Main library - square footage	5,785	3,190	0	0	26,000
Main + branches - square footage	5,785	3,190	0	0	36,000
Square footage per capita	1.77	1.42	0.00	0.00	0.35

Statistics by Library - 1991 (part 1)

City	Mexia	Miami	Midland	Midlothian	Mineral Wells
System	CTLS	TPLS	WTLS	NETLS	NTLS
County	Limestone	Roberts	Midland	Ellis	Palo Pinto
Legal establishment	City	County	County	Interlocal	City
Membership status (SFY 1993)	Member	Non-member	Member	Member	Member
Population served	14,352	1,025	106,611	12,069	14,870
Number of branches	0	0	1	0	0
Number of bookmobiles	0	0	0	0	0
Number of public service outlets	0	0	3	0	0
Expenditures (\$)					
Salaries and wages	50,207	5,360	601,015	52,024	96,464
Employee benefits	13,929	2,369	94,985	1,570	22,729
Subtotal: wages and benefits	64,136	7,729	696,000	53,594	119,193
Print materials	6,778	0	110,957	14,573	11,581
Serial subscriptions	980	0	17,998	1,700	1,991
Microforms	75	0	0	1,250	542
Audiovisual materials	132	0	18,426	250	0
Other materials	0	0	2,632	791	1,845
Subtotal: library materials	7,965	0	150,013	18,564	15,959
Furniture and equipment	439	0	8,851	0	0
Other operating expenses	23,326	4,963	185,110	0	40,943
Subtotal: miscellaneous	23,765	4,963	193,961	0	40,943
Total direct expenditures	95,866	12,692	1,039,974	72,158	176,095
Indirect costs	0	0	0	12,622	0
Total operating expenditures	95,866	12,692	1,039,974	84,780	176,095
Salaries & wages per capita	3.50	5.23	5.64	4.31	6.49
Materials expend. per capita	0.55	0.00	1.41	1.54	1.07
Total operating expend. per capita	6.68	12.38	9.75	7.02	11.84
Capital Outlay	0	0	300,000	0	0
% of Total Operating Expenses					
- Wages & benefits	67%	61%	67%	63%	68%
- Library materials	8%	0%	14%	22%	9%
- Miscellaneous other	25%	39%	19%	0%	23%
- Indirect costs	0%	0%	0%	15%	0%
Income by source (\$)					
City	98,845	0	0	24,450	176,095
County	5,000	12,691	1,039,974	0	0
School district	0	0	0	59,057	0
Subtotal: local gov't income	103,845	12,691	1,039,974	83,507	176,095
Foundation and corporate grants	0	0	0	0	0
Federal LSCA funds	0	0	0	0	0
Other federal funds	0	0	0	0	0
State funds	0	0	0	0	0
Other local income	10,638	0	0	1,273	0
Subtotal: all other income	10,638	0	0	1,273	0
Total income	114,483	12,691	1,039,974	84,780	176,095
Local gov't income per capita	7.24	12.38	9.75	6.92	11.84
Total income per capita	7.98	12.38	9.75	7.02	11.84

	Mexia	Miami	Midland	Midlothian	Mineral Wells
Library Collection					
Books & serials - titles	23,155	15,478	116,860	24,820	38,341
Books & serials - items	25,157	15,479	199,857	25,102	39,340
Books & serials - items per capita	1.75	15.10	1.87	2.08	2.65
Uncataloged paperbacks - items	400	2,832	0	3,500	2,200
Government documents - items	.	0	0	0	0
Microforms - items	22	0	27,537	396	1,795
Audio materials - items	0	0	6,032	220	884
Films - items	0	0	785	0	0
Video materials - items	43	0	2,333	117	539
Machine readable materials - items	.	0	453	0	1
Other library materials - items	1,260	0	16,929	0	0
Total collection - titles	23,862	18,310	143,345	28,677	41,783
Total collection - items	26,882	18,311	253,926	29,335	44,759
Total collection - items per capita	1.87	17.86	2.38	2.43	3.01
Current subscriptions	45	0	694	73	95
Subscription per 1,000 population	3.20	0.00	6.51	6.05	6.39
Local Library Services					
Total library circulation	32,769	2,226	465,031	31,040	70,164
Circulations per capita	2.28	2.17	4.36	2.57	4.72
Circulations per paid staff member	10,923	9,678	15,247	12,416	11,226
Circulations per hour (overlapping)	14	5	71	11	36
Circulations per library visit	2.70	2.02	1.57	1.24	6.67
Standard loan period (days)	14	14	21	14	14
Collection turnover rate	1.22	0.12	1.83	1.06	1.57
Reference transactions	1,500	2	51,221	915	11,233
Reference transactions per capita	0.10	0.00	0.48	0.08	0.76
Library program attendance	1,200	0	3,988	725	5,734
Program attendance per capita	0.08	0.00	0.04	0.06	0.39
Number of library visits	12,120	1,104	295,457	25,004	10,523
Library visits per capita	0.84	1.08	2.77	2.07	0.71
Hours per week (non-overlapping)	46	9	72	61	39
Hours per week (overlapping)	45	9	127	54	37
Staffing (FTEs)					
Librarians with ALA-MLS	0.00	0.00	8.50	0.00	2.00
Other librarians	1.00	0.23	0.00	1.00	0.00
Other paid staff	2.00	0.00	22.00	1.50	4.25
Total paid staff	3.00	0.23	30.50	2.50	6.25
Population per ALA-MLS	.	.	12,542	.	7,435
Population per total paid staff	4,784	4,457	3,495	4,828	2,379
Head librarian's salary (\$)	18,200	5,360	35,676	35,520	24,924
Head librarian - hours per week	40	9	40	40	40
Total volunteer hours	60	0	750	0	2,024
Facilities					
Main library - square footage	8,750	0	27,000	3,000	10,600
Main + branches - square footage	8,750	0	28,400	3,000	10,600
Square footage per capita	0.61	0.00	0.27	0.25	0.71

Statistics by Library - 1991 (part 1)

City	Mission	Monahans	Morton	Mount Calm	Mt. Pleasant
System	STLS	WTLS	WTLS	CTLS	NETLS
County	Hidalgo	Ward	Cochran	Hill	Titus
Legal establishment	FLS	County	County	City	City
Membership status (SFY 1993)	Member	Member	Member	Member	Member
Population served	46,536	13,115	4,377	303	12,291
Number of branches	0	2	0	0	0
Number of bookmobiles	0	0	0	0	0
Number of public service outlets	0	0	0	0	0
Expenditures (\$)					
Salaries and wages	164,230	69,958	14,914	4,479	55,681
Employee benefits	36,223	0	5,547	994	12,625
Subtotal: wages and benefits	200,453	69,958	20,461	5,473	68,306
Print materials	22,053	12,700	2,495	1,613	7,175
Serial subscriptions	4,889	800	168	432	1,492
Microforms	0	0	0	0	0
Audiovisual materials	3,081	1,700	0	0	0
Other materials	0	0	0	0	0
Subtotal: library materials	30,023	15,200	2,663	2,045	8,667
Furniture and equipment	2,776	0	0	0	536
Other operating expenses	57,335	15,999	714	3,404	17,598
Subtotal: miscellaneous	60,111	15,999	714	3,404	18,134
Total direct expenditures	290,587	101,157	23,838	10,922	95,107
Indirect costs	0	0	0	0	0
Total operating expenditures	290,587	101,157	23,838	10,922	95,107
Salaries & wages per capita	3.53	5.33	3.41	14.78	4.53
Materials expend. per capita	0.65	1.16	0.61	6.75	0.71
Total operating expend. per capita	6.24	7.71	5.45	36.05	7.74
Capital Outlay	0	0	500	855	0
% of Total Operating Expenses					
- Wages & benefits	69%	69%	86%	50%	72%
- Library materials	10%	15%	11%	19%	9%
- Miscellaneous other	21%	16%	3%	31%	19%
- Indirect costs	0%	0%	0%	0%	0%
Income by source (\$)					
City	283,765	0	0	600	95,107
County	4,200	101,157	23,838	0	0
School district	0	0	0	0	0
Subtotal: local gov't income	287,965	101,157	23,838	600	95,107
Foundation and corporate grants	0	0	0	0	0
Federal LSCA funds	0	10,000	0	0	0
Other federal funds	0	0	0	0	0
State funds	0	0	0	0	0
Other local income	2,622	0	0	11,199	891
Subtotal: all other income	2,622	10,000	0	11,199	891
Total income	290,587	111,157	23,838	11,799	95,998
Local gov't income per capita	6.19	7.71	5.45	1.98	7.74
Total income per capita	6.24	8.48	5.45	38.94	7.81

	Mission	Monahans	Morton	Mount Calm	Mt. Pleasant
Library Collection					
Books & serials - titles	50,798	44,153	13,053	11,060	37,247
Books & serials - items	51,305	50,390	13,065	11,681	37,447
Books & serials - items per capita	1.10	3.84	2.98	38.55	3.05
Uncataloged paperbacks - items	7,000	4,375	1,305	3,755	3,200
Government documents - items	0	0	0	0	0
Microforms - items	2,622	0	0	3	144
Audio materials - items	698	846	0	0	240
Films - items	46	147	0	0	0
Video materials - items	503	501	0	0	204
Machine readable materials - items	0	0	0	0	0
Other library materials - items	936	0	0	0	60
Total collection - titles	59,509	45,647	14,358	14,816	40,895
Total collection - items	63,110	56,259	14,370	15,439	41,295
Total collection - items per capita	1.36	4.29	3.28	50.95	3.36
Current subscriptions	140	54	14	14	50
Subscription per 1,000 population	3.01	4.12	3.20	46.20	4.07
Local Library Services					
Total library circulation	93,745	123,278	6,793	4,159	64,593
Circulations per capita	2.01	9.40	1.55	13.73	5.26
Circulations per paid staff member	8,522	22,414	7,719	3,924	21,531
Circulations per hour (overlapping)	34	23	4	4	29
Circulations per library visit	0.65	3.21	4.99	1.63	18.46
Standard loan period (days)	14	14	14	21	14
Collection turnover rate	1.49	2.19	0.47	0.27	1.56
Reference transactions	44,798	3,701	150	.	2,830
Reference transactions per capita	0.96	0.28	0.03	.	0.23
Library program attendance	36,426	20,225	0	144	871
Program attendance per capita	0.78	1.54	0.00	0.48	0.07
Number of library visits	143,295	38,434	1,361	2,548	3,500
Library visits per capita	3.08	2.93	0.31	8.41	0.28
Hours per week (non-overlapping)	56	57	35	21	45
Hours per week (overlapping)	54	103	35	20	42
Staffing (FTEs)					
Librarians with ALA-MLS	1.00	0.00	0.00	0.00	1.00
Other librarians	3.00	1.00	0.88	0.53	0.00
Other paid staff	7.00	4.50	0.00	0.53	2.00
Total paid staff	11.00	5.50	0.88	1.06	3.00
Population per ALA-MLS	46,536	.	.	.	12,291
Population per total paid staff	4,231	2,385	4,974	286	4,097
Head librarian's salary (\$)	25,581	21,732	14,474	1	28,330
Head librarian - hours per week	40	40	35	21	40
Total volunteer hours	3,300	562	354	288	150
Facilities					
Main library - square footage	19,168	15,000	1,311	2,500	7,810
Main + branches - square footage	19,168	16,880	1,311	2,500	7,810
Square footage per capita	0.41	1.29	0.30	8.25	0.64

Statistics by Library - 1991 (part 1)

City System	Mt. Vernon	Muenster	Muleshoe	Munday	Nacogdoches
County	Franklin	Cooke	Bailey	Knox	Nacogdoches
Legal establishment	County	City	City	City-county	City
Membership status (SFY 1993)	Member	Member	Member	Member	Member
Population served	5,991	2,711	4,571	4,837	54,753
Number of branches	0	0	0	0	0
Number of bookmobiles	0	0	0	0	0
Number of public service outlets	2	0	0	0	2
Expenditures (\$)					
Salaries and wages	36,741	4,800	38,604	4,335	109,034
Employee benefits	7,364	0	13,145	0	25,511
Subtotal: wages and benefits	44,105	4,800	51,749	4,335	134,545
Print materials	8,239	1,866	4,765	1,088	27,525
Serial subscriptions	960	251	604	291	1,200
Microforms	0	0	0	0	0
Audiovisual materials	855	0	698	0	1,350
Other materials	3,663	0	0	0	0
Subtotal: library materials	13,717	2,117	6,067	1,379	30,075
Furniture and equipment	0	0	1,343	0	0
Other operating expenses	7,633	4,103	11,114	2,220	38,408
Subtotal: miscellaneous	7,633	4,103	12,457	2,220	38,408
Total direct expenditures	65,455	11,020	70,273	7,934	203,028
Indirect costs	0	0	0	0	0
Total operating expenditures	65,455	11,020	70,273	7,934	203,028
Salaries & wages per capita	6.13	1.77	8.45	0.90	1.99
Materials expend. per capita	2.29	0.78	1.33	0.29	0.55
Total operating expend. per capita	10.93	4.07	15.37	1.64	3.71
Capital Outlay	0	0	1,436	0	0
% of Total Operating Expenses					
- Wages & benefits	67%	44%	74%	55%	66%
- Library materials	21%	19%	9%	17%	15%
- Miscellaneous other	12%	37%	18%	28%	19%
- Indirect costs	0%	0%	0%	0%	0%
Income by source (\$)					
City	9,929	5,000	72,973	3,500	185,028
County	36,381	4,000	0	3,000	8,500
School district	0	0	0	0	0
Subtotal: local gov't income	46,310	9,000	72,973	6,500	193,528
Foundation and corporate grants	0	0	0	5,000	0
Federal LSCA funds	0	0	0	0	0
Other federal funds	17,115	0	0	0	0
State funds	0	0	0	470	0
Other local income	4,577	1,964	5,405	2,132	9,500
Subtotal: all other income	21,692	1,964	5,405	7,602	9,500
Total income	68,002	10,964	78,378	14,102	203,028
Local gov't income per capita	7.73	3.32	15.96	1.34	3.53
Total income per capita	11.35	4.04	17.15	2.92	3.71

	Mt. Vernon	Muenster	Muleshoe	Munday	Nacogdoches
Library Collection					
Books & serials - titles	27,600	18,863	25,350	14,101	56,000
Books & serials - items	27,760	19,162	26,390	14,201	58,777
Books & serials - items per capita	4.63	7.07	5.77	2.94	1.07
Uncataloged paperbacks - items	.	128	2,898	1,500	5,000
Government documents - items	.	0	0	0	0
Microforms - items	53	0	0	0	0
Audio materials - items	800	627	1,285	0	1,188
Films - items	0	9	39	0	6
Video materials - items	560	21	279	0	92
Machine readable materials - items	78	0	0	20	0
Other library materials - items	140	0	750	0	0
Total collection - titles	29,209	19,558	30,230	15,621	62,286
Total collection - items	29,391	19,947	31,641	15,721	65,063
Total collection - items per capita	4.91	7.36	6.92	3.25	1.19
Current subscriptions	44	33	32	10	.
Subscription per 1,000 population	7.34	12.17	7.00	2.07	.
Local Library Services					
Total library circulation	47,716	17,419	44,270	8,918	102,928
Circulations per capita	7.96	6.43	9.68	1.84	1.88
Circulations per paid staff member	23,858	34,838	16,098	1,372	17,155
Circulations per hour (overlapping)	22	18	21	7	41
Circulations per library visit	1.59	4.71	2.90	1.07	3.43
Standard loan period (days)	14	14	14	14	28
Collection turnover rate	1.62	0.87	1.40	0.57	1.58
Reference transactions	2,420	389	1,749	360	4,000
Reference transactions per capita	0.40	0.14	0.38	0.07	0.07
Library program attendance	5,000	639	3,200	484	4,250
Program attendance per capita	0.83	0.24	0.70	0.10	0.08
Number of library visits	30,000	3,700	15,250	8,330	30,000
Library visits per capita	5.01	1.36	3.34	1.72	0.55
Hours per week (non-overlapping)	44	20	45	25	49
Hours per week (overlapping)	42	19	41	24	48
Staffing (FTEs)					
Librarians with ALA-MLS	0.00	0.00	0.00	0.00	1.00
Other librarians	1.00	0.50	1.00	6.50	2.00
Other paid staff	1.00	0.00	1.75	0.00	3.00
Total paid staff	2.00	0.50	2.75	6.50	6.00
Population per ALA-MLS	54,753
Population per total paid staff	2,996	5,422	1,662	744	9,126
Head librarian's salary (\$)	13,344	4,800	19,038	4,335	28,404
Head librarian - hours per week	40	20	40	25	40
Total volunteer hours	3,650	2,495	2,236	0	650
Facilities					
Main library - square footage	3,850	1,749	6,500	888	10,000
Main + branches - square footage	3,850	1,749	6,500	888	10,000
Square footage per capita	0.64	0.65	1.42	0.18	0.18

Statistics by Library - 1991 (part 1)

City	Navasota	Nederland	New Boston	New Braunfels	New Waverly
System	CTLS	HALS	NETLS	SAALS	HALS
County	Grimes	Jefferson	Bowie	Comal	Walker
Legal establishment	City	City	City	City	Non-profit
Membership status (SFY 1993)	Member	Member	Member	Member	Member
Population served	6,296	16,192	5,057	40,230	3,044
Number of branches	0	0	0	0	0
Number of bookmobiles	0	0	0	0	0
Number of public service outlets	0	0	0	0	0
Expenditures (\$)					
Salaries and wages	49,077	113,130	9,080	121,010	1
Employee benefits	12,981	36,700	769	20,741	0
Subtotal: wages and benefits	62,058	149,830	9,849	141,751	1
Print materials	9,345	13,920	4,803	40,874	2,560
Serial subscriptions	933	1,975	974	4,552	334
Microforms	0	56	0	0	0
Audiovisual materials	927	2,703	0	0	0
Other materials	0	1,969	133	0	0
Subtotal: library materials	11,205	20,623	5,910	45,426	2,894
Furniture and equipment	0	616	1,621	929	0
Other operating expenses	17,553	9,928	7,512	37,349	3,861
Subtotal: miscellaneous	17,553	10,544	9,133	38,278	3,861
Total direct expenditures	90,816	180,997	24,892	225,455	6,756
Indirect costs	0	0	0	0	0
Total operating expenditures	90,816	180,997	24,892	225,455	6,756
Salaries & wages per capita	7.79	6.99	1.80	3.01	0.00
Materials expend. per capita	1.78	1.27	1.17	1.13	0.95
Total operating expend. per capita	14.42	11.18	4.92	5.60	2.22
Capital Outlay	0	20,500	0	0	0
% of Total Operating Expenses					
- Wages & benefits	68%	83%	40%	63%	0%
- Library materials	12%	11%	24%	20%	43%
- Miscellaneous other	19%	6%	37%	17%	57%
- Indirect costs	0%	0%	0%	0%	0%
Income by source (\$)					
City	79,246	177,664	24,890	198,038	2,500
County	0	0	0	27,417	0
School district	0	0	0	0	2,500
Subtotal: local gov't income	79,246	177,664	24,890	225,455	5,000
Foundation and corporate grants	0	0	0	0	0
Federal LSCA funds	0	0	0	0	0
Other federal funds	0	0	0	0	0
State funds	0	0	0	0	0
Other local income	11,570	9,971	7,580	0	331
Subtotal: all other income	11,570	9,971	7,580	0	331
Total income	90,816	187,635	32,470	225,455	5,331
Local gov't income per capita	12.59	10.97	4.92	5.60	1.64
Total income per capita	14.42	11.59	6.42	5.60	1.75

	Navasota	Nederland	New Boston	New Braunfels	New Waverly
Library Collection					
Books & serials - titles	15,401	34,042	18,225	42,558	5,755
Books & serials - items	15,631	35,042	18,275	47,817	6,003
Books & serials - items per capita	2.48	2.16	3.61	1.19	1.97
Uncataloged paperbacks - items	2,035	0	881	3,000	600
Government documents - items	45	0	0	0	5
Microforms - items	190	50	27	441	0
Audio materials - items	38	1,572	260	3,173	0
Films - items	0	5	10	0	0
Video materials - items	552	962	170	289	2
Machine readable materials - items	0	14	43	0	0
Other library materials - items	0	35	0	667	0
Total collection - titles	18,219	35,714	19,616	49,024	6,362
Total collection - items	18,491	37,680	19,666	55,387	6,610
Total collection - items per capita	2.94	2.33	3.89	1.38	2.17
Current subscriptions	43	84	21	145	12
Subscription per 1,000 population	6.83	5.19	4.15	3.60	3.94
Local Library Services					
Total library circulation	50,597	115,035	23,300	180,233	2,341
Circulations per capita	8.04	7.10	4.61	4.48	0.77
Circulations per paid staff member	14,456	23,007	23,300	20,598	3,121
Circulations per hour (overlapping)	22	60	11	61	2
Circulations per library visit	1.06	2.35	4.22	1.59	1.95
Standard loan period (days)	14	14	14	14	14
Collection turnover rate	2.74	3.05	1.18	3.25	0.35
Reference transactions	487	6,671	1,115	9,030	31
Reference transactions per capita	0.08	0.41	0.22	0.22	0.01
Library program attendance	525	540	1,632	2,667	75
Program attendance per capita	0.08	0.03	0.32	0.07	0.02
Number of library visits	47,864	48,850	5,515	113,247	1,200
Library visits per capita	7.60	3.02	1.09	2.81	0.39
Hours per week (non-overlapping)	44	39	44	59	20
Hours per week (overlapping)	44	37	43	57	19
Staffing (FTEs)					
Librarians with ALA-MLS	0.00	0.00	0.00	2.00	0.00
Other librarians	1.00	1.00	1.00	0.00	0.75
Other paid staff	2.50	4.00	0.00	6.75	0.00
Total paid staff	3.50	5.00	1.00	8.75	0.75
Population per ALA-MLS	.	.	.	20,115	.
Population per total paid staff	1,739	3,238	5,057	4,598	4,059
Head librarian's salary (\$)	18,054	33,880	9,080	24,793	1
Head librarian - hours per week	40	40	40	40	30
Total volunteer hours	950	20	415	588	850
Facilities					
Main library - square footage	8,300	4,500	5,500	11,000	360
Main + branches - square footage	8,300	4,500	5,500	11,000	360
Square footage per capita	1.32	0.28	1.09	0.27	0.12

Statistics by Library - 1991 (part 1)

City	Newark	Newton	Nocona	North Richland Hills	Odem
System	NTLS	HALS	NTLS	NTLS	STLS
County	Wise	Newton	Montague	Tarrant	San Patricio
Legal establishment	City	County	City	City	City-county
Membership status (SFY 1993)	Member	Member	Member	Member	Member
Population served	1,914	13,569	2,870	45,895	3,413
Number of branches	0	0	0	0	0
Number of bookmobiles	0	0	0	0	0
Number of public service outlets	0	0	1	0	0
Expenditures (\$)					
Salaries and wages	2,600	8,736	16,672	431,801	5,281
Employee benefits	0	1,635	1,797	126,596	0
Subtotal: wages and benefits	2,600	10,371	18,469	558,397	5,281
Print materials	1,408	9,612	1,336	97,597	1,556
Serial subscriptions	80	346	432	5,276	207
Microforms	0	0	0	11,529	0
Audiovisual materials	990	1,485	0	13,393	0
Other materials	0	776	0	0	0
Subtotal: library materials	2,478	12,219	1,768	127,795	1,763
Furniture and equipment	84	5,996	0	20,881	0
Other operating expenses	470	6,909	6,374	61,405	2,375
Subtotal: miscellaneous	554	12,905	6,374	82,286	2,375
Total direct expenditures	5,632	35,495	26,611	768,478	9,419
Indirect costs	0	0	0	0	0
Total operating expenditures	5,632	35,495	26,611	768,478	9,419
Salaries & wages per capita	1.36	0.64	5.81	9.41	1.55
Materials expend. per capita	1.29	0.90	0.62	2.78	0.52
Total operating expend. per capita	2.94	2.62	9.27	16.74	2.76
Capital Outlay	750	0	0	0	0
% of Total Operating Expenses					
- Wages & benefits	46%	29%	69%	73%	56%
- Library materials	44%	34%	7%	17%	19%
- Miscellaneous other	10%	36%	24%	11%	25%
- Indirect costs	0%	0%	0%	0%	0%
Income by source (\$)					
City	2,600	6,000	28,971	704,794	8,862
County	2,900	8,000	0	0	557
School district	0	5,000	0	0	0
Subtotal: local gov't income	5,500	19,000	28,971	704,794	9,419
Foundation and corporate grants	0	11,330	0	0	0
Federal LSCA funds	0	0	0	0	0
Other federal funds	0	0	0	0	0
State funds	0	0	0	0	0
Other local income	353	4,145	1,086	63,684	72
Subtotal: all other income	353	15,475	1,086	63,684	72
Total income	5,853	34,475	30,057	768,478	9,491
Local gov't income per capita	2.87	1.40	10.09	15.36	2.76
Total income per capita	3.06	2.54	10.47	16.74	2.78

	Newark	Newton	Nocona	North Richland Hills	Odem
Library Collection					
Books & serials - titles	6,254	9,125	16,170	61,392	8,422
Books & serials - items	7,042	9,893	16,271	65,389	8,662
Books & serials - items per capita	3.68	0.73	5.67	1.42	2.54
Uncataloged paperbacks - items	495	2,700	1,650	8,771	765
Government documents - items	0	0	0	0	0
Microforms - items	0	300	100	913	0
Audio materials - items	7	328	187	2,712	0
Films - items	0	0	38	926	2
Video materials - items	180	152	145	2,414	3
Machine readable materials - items	0	10	62	172	0
Other library materials - items	3	2,307	61	173	28
Total collection - titles	6,931	14,800	18,413	75,912	9,199
Total collection - items	7,727	15,690	18,514	81,470	9,460
Total collection - items per capita	4.04	1.16	6.45	1.78	2.77
Current subscriptions	2	25	20	161	11
Subscription per 1,000 population	1.04	1.84	6.97	3.51	3.22
Local Library Services					
Total library circulation	5,502	18,626	13,001	337,612	3,457
Circulations per capita	2.87	1.37	4.53	7.36	1.01
Circulations per paid staff member	11,004	23,283	10,570	18,882	6,914
Circulations per hour (overlapping)	5	9	6	121	4
Circulations per library visit	1.49	1.06	0.92	1.35	1.01
Standard loan period (days)	14	14	21	14	14
Collection turnover rate	0.71	1.19	0.70	4.14	0.37
Reference transactions	23	520	1,250	53,285	537
Reference transactions per capita	0.01	0.04	0.44	1.16	0.16
Library program attendance	18	1,340	1,400	4,670	798
Program attendance per capita	0.01	0.10	0.49	0.10	0.23
Number of library visits	3,693	17,550	14,060	249,785	3,406
Library visits per capita	1.93	1.29	4.90	5.44	1.00
Hours per week (non-overlapping)	20	43	42	56	20
Hours per week (overlapping)	20	40	40	54	19
Staffing (FTEs)					
Librarians with ALA-MLS	0.00	0.00	0.00	7.50	0.00
Other librarians	0.50	0.80	0.73	0.00	0.50
Other paid staff	0.00	0.00	0.50	10.38	0.00
Total paid staff	0.50	0.80	1.23	17.88	0.50
Population per ALA-MLS	.	.	.	6,119	.
Population per total paid staff	3,828	16,961	2,333	2,567	6,826
Head librarian's salary (\$)	2,600	8,736	11,917	41,791	5,281
Head librarian - hours per week	20	32	29	40	20
Total volunteer hours	455	260	3,080	7,024	16
Facilities					
Main library - square footage	1,600	3,500	4,920	47,000	957
Main + branches - square footage	1,600	3,500	4,920	47,000	957
Square footage per capita	0.84	0.26	1.71	1.02	0.28

Statistics by Library - 1991 (part 1)

City	Odessa	Olney	Orange	Ozona	Paducah
System	WTLS	NTLS	HALS	BCLS	NTLS
County	Ector	Young	Orange	Crockett	Cottle
Legal establishment	County	Non-profit	City	County	City-county
Membership status (SFY 1993)	Member	Member	Member	Member	Member
Population served	118,934	4,210	19,381	4,078	2,247
Number of branches	0	0	0	0	0
Number of bookmobiles	0	0	0	0	0
Number of public service outlets	0	0	0	2	0
Expenditures (\$)					
Salaries and wages	490,718	65,004	199,102	31,548	6,760
Employee benefits	115,532	7,467	63,419	0	512
Subtotal: wages and benefits	606,250	72,471	262,521	31,548	7,272
Print materials	56,086	11,286	48,249	8,866	0
Serial subscriptions	16,000	3,075	10,500	2,919	533
Microforms	0	0	0	0	0
Audiovisual materials	4,000	1,190	4,100	549	0
Other materials	0	160	2,732	0	0
Subtotal: library materials	76,086	15,711	65,581	12,334	533
Furniture and equipment	6,660	3,619	12,873	2,419	0
Other operating expenses	30,600	26,197	184,382	3,047	1,153
Subtotal: miscellaneous	37,260	29,816	197,255	5,466	1,153
Total direct expenditures	719,596	117,998	525,357	49,348	8,958
Indirect costs	0	0	0	0	0
Total operating expenditures	719,596	117,998	525,357	49,348	8,958
Salaries & wages per capita	4.13	15.44	10.27	7.74	3.01
Materials expend. per capita	0.64	3.73	3.38	3.02	0.24
Total operating expend. per capita	6.05	28.03	27.11	12.10	3.99
Capital Outlay	0	0	0	0	0
% of Total Operating Expenses					
- Wages & benefits	84%	61%	50%	64%	81%
- Library materials	11%	13%	12%	25%	6%
- Miscellaneous other	5%	25%	38%	11%	13%
- Indirect costs	0%	0%	0%	0%	0%
Income by source (\$)					
City	0	29,250	511,064	0	4,000
County	711,450	0	0	47,063	4,000
School district	0	80,865	0	0	0
Subtotal: local gov't income	711,450	110,115	511,064	47,063	8,000
Foundation and corporate grants	0	0	0	0	0
Federal LSCA funds	0	0	0	0	0
Other federal funds	0	0	0	0	0
State funds	0	0	0	0	0
Other local income	1,086	4,335	6,668	2,285	1,248
Subtotal: all other income	1,086	4,335	6,668	2,285	1,248
Total income	712,536	114,450	517,732	49,348	9,248
Local gov't income per capita	5.98	26.16	26.37	11.54	3.56
Total income per capita	5.99	27.19	26.71	12.10	4.12

	Odessa	Olney	Orange	Ozona	Paducah
Library Collection					
Books & serials - titles	113,182	28,000	64,015	20,725	.
Books & serials - items	151,644	28,984	69,256	22,700	10,400
Books & serials - items per capita	1.28	6.88	3.57	5.57	4.63
Uncataloged paperbacks - items	16,149	0	.	800	3,200
Government documents - items	11,363	0	.	0	0
Microforms - items	19,027	324	36,933	7,977	0
Audio materials - items	5,879	647	1,785	628	60
Films - items	653	42	1	0	0
Video materials - items	1,045	804	735	6	35
Machine readable materials - items	166	135	0	52	24
Other library materials - items	118,582	350	375	1,300	30
Total collection - titles	144,356	29,961	67,303	23,250	.
Total collection - items	324,508	31,286	109,085	33,463	13,749
Total collection - items per capita	2.73	7.43	5.63	8.21	6.12
Current subscriptions	225	88	352	30	12
Subscription per 1,000 population	1.89	20.90	18.16	7.36	5.34
Local Library Services					
Total library circulation	426,768	55,071	203,112	20,288	8,267
Circulations per capita	3.59	13.08	10.48	4.97	3.68
Circulations per paid staff member	17,071	13,112	19,252	10,144	12,526
Circulations per hour (overlapping)	129	19	67	8	6
Circulations per library visit	2.04	1.00	.	1.63	1.83
Standard loan period (days)	21	21	21	14	14
Collection turnover rate	1.32	1.76	1.86	0.61	0.60
Reference transactions	36,837	8,720	13,370	352	20
Reference transactions per capita	0.31	2.07	0.69	0.09	0.01
Library program attendance	6,092	21,132	5,010	643	300
Program attendance per capita	0.05	5.02	0.26	0.16	0.13
Number of library visits	208,701	54,940	.	12,435	4,524
Library visits per capita	1.75	13.05	.	3.05	2.01
Hours per week (non-overlapping)	66	60	60	51	26
Hours per week (overlapping)	64	57	58	49	25
Staffing (FTEs)					
Librarians with ALA-MLS	5.00	0.00	3.00	0.00	0.00
Other librarians	0.00	1.00	0.30	1.00	0.65
Other paid staff	20.00	3.20	7.25	1.00	0.01
Total paid staff	25.00	4.20	10.55	2.00	0.66
Population per ALA-MLS	23,787	.	6,460	.	.
Population per total paid staff	4,757	1,002	1,837	2,039	3,405
Head librarian's salary (\$)	44,298	29,504	25,700	18,000	6,760
Head librarian - hours per week	40	40	40	40	26
Total volunteer hours	5,970	100	1,590	189	123
Facilities					
Main library - square footage	47,398	11,000	22,079	2,587	1,564
Main + branches - square footage	47,398	11,000	22,079	2,587	1,564
Square footage per capita	0.40	2.61	1.14	0.63	0.70

270

Statistics by Library - 1991 (part 1)

City System County	Palacios HALS Matagorda	Palestine NETLS Anderson	Pampa TPLS Gray	Panhandle TPLS Carson	Paris NETLS Lamar
Legal establishment	Non-profit	City	City	County	City
Membership status (SFY 1993)	Member	Member	Member	Member	Member
Population served	9,447	45,201	22,611	6,576	24,699
Number of branches	1	0	0	3	0
Number of bookmobiles	0	0	0	0	0
Number of public service outlets	0	0	0	0	0
Expenditures (\$)					
Salaries and wages	41,274	156,944	103,272	80,768	203,025
Employee benefits	4,128	47,949	39,067	23,108	45,989
Subtotal: wages and benefits	45,402	204,893	142,339	103,876	249,014
Print materials	7,000	41,199	35,959	10,917	.
Serial subscriptions	253	4,848	4,360	2,250	.
Microforms	0	518	0	0	.
Audiovisual materials	279	2,561	3,507	0	.
Other materials	2,342	0	0	0	.
Subtotal: library materials	9,874	49,126	43,826	13,167	70,457
Furniture and equipment	20,104	0	0	1,477	973
Other operating expenses	0	71,949	61,789	16,624	51,306
Subtotal: miscellaneous	20,104	71,949	61,789	18,101	52,279
Total direct expenditures	75,380	325,968	247,954	135,144	371,750
Indirect costs	0	0	0	0	0
Total operating expenditures	75,380	325,968	247,954	135,144	371,750
Salaries & wages per capita	4.37	3.47	4.57	12.28	8.22
Materials expend. per capita	1.05	1.09	1.94	2.00	2.85
Total operating expend. per capita	7.98	7.21	10.97	20.55	15.05
Capital Outlay	0	0	0	0	0
% of Total Operating Expenses					
- Wages & benefits	60%	63%	57%	77%	67%
- Library materials	13%	15%	18%	10%	19%
- Miscellaneous other	27%	22%	25%	13%	14%
- Indirect costs	0%	0%	0%	0%	0%
Income by source (\$)					
City	11,000	265,968	223,879	0	359,750
County	35,000	60,000	6,700	135,144	0
School district	3,352	0	0	0	0
Subtotal: local gov't income	49,352	325,968	230,579	135,144	359,750
Foundation and corporate grants	0	0	0	0	0
Federal LSCA funds	0	0	0	0	0
Other federal funds	0	0	0	0	0
State funds	0	0	0	0	0
Other local income	26,688	4,060	17,375	.	12,000
Subtotal: all other income	26,688	4,060	17,375	0	12,000
Total income	76,040	330,028	247,954	135,144	371,750
Local gov't income per capita	5.22	7.21	10.20	20.55	14.57
Total income per capita	8.05	7.30	10.97	20.55	15.05

	Palacios	Palestine	Pampa	Panhandle	Paris
Library Collection					
Books & serials - titles	27,930	.	77,584	34,733	49,652
Books & serials - items	28,930	55,821	81,263	36,331	55,307
Books & serials - items per capita	3.06	1.23	3.59	5.52	2.24
Uncataloged paperbacks - items	3,100	100	0	6,890	1,600
Government documents - items	40	0	0	0	0
Microforms - items	120	16,837	0	0	10,168
Audio materials - items	582	1,193	3,909	2,009	1,507
Films - items	67	0	0	0	0
Video materials - items	216	461	457	0	1,323
Machine readable materials - items	30	6	0	0	0
Other library materials - items	190	2,977	0	0	24
Total collection - titles	32,275	.	81,950	43,632	53,878
Total collection - items	33,275	77,395	85,629	45,230	69,929
Total collection - items per capita	3.52	1.71	3.79	6.88	2.83
Current subscriptions	57	130	117	104	138
Subscription per 1,000 population	6.03	2.88	5.17	15.82	5.59
Local Library Services					
Total library circulation	38,639	142,912	98,278	57,830	192,084
Circulations per capita	4.09	3.16	4.35	8.79	7.78
Circulations per paid staff member	7,728	13,970	14,040	8,897	16,007
Circulations per hour (overlapping)	16	58	35	11	81
Circulations per library visit	.	0.95	3.00	2.89	.
Standard loan period (days)	14	21	21	14	21
Collection turnover rate	1.16	1.85	1.15	1.28	2.75
Reference transactions	5,640	35,728	12,500	8,489	34,807
Reference transactions per capita	0.60	0.79	0.55	1.29	1.41
Library program attendance	.	21,225	1,592	421	4,376
Program attendance per capita	.	0.47	0.07	0.06	0.18
Number of library visits	.	150,600	32,759	20,042	.
Library visits per capita	.	3.33	1.45	3.05	.
Hours per week (non-overlapping)	37	49	56	45	47
Hours per week (overlapping)	46	47	54	98	46
Staffing (FTEs)					
Librarians with ALA-MLS	0.00	1.00	1.00	0.00	2.00
Other librarians	1.00	1.00	5.00	4.00	0.00
Other paid staff	4.00	8.23	1.00	2.50	10.00
Total paid staff	5.00	10.23	7.00	6.50	12.00
Population per ALA-MLS	.	45,201	22,611	.	12,350
Population per total paid staff	1,889	4,418	3,230	1,012	2,058
Head librarian's salary (\$)	15,800	31,500	30,340	22,018	35,000
Head librarian - hours per week	40	40	40	35	40
Total volunteer hours	174	1,706	53	0	4,186
Facilities					
Main library - square footage	1,700	12,000	8,033	12,300	14,585
Main + branches - square footage	1,700	12,000	8,033	14,650	14,585
Square footage per capita	0.18	0.27	0.36	2.23	0.59

Statistics by Library - 1991 (part 1)

City	Pasadena	Pearsall	Perryton	Petersburg	Pflugerville
System	HALS	SAALS	TPLS	WTLS	CTLS
County	Harris	Frio	Ochiltree	Hale	Travis
Legal establishment	City	City	County	City	Non-profit
Membership status (SFY 1993)	Member	Member	Member	Non-member	Member
Population served	119,363	13,472	9,128	2,219	4,444
Number of branches	0	0	0	0	0
Number of bookmobiles	1	0	0	0	0
Number of public service outlets	16	0	0	0	1
Expenditures (\$)					
Salaries and wages	690,863	27,921	51,100	2,400	10,176
Employee benefits	179,387	6,677	18,892	0	773
Subtotal: wages and benefits	870,250	34,598	69,992	2,400	10,949
Print materials	123,216	15,261	11,867	1,018	3,616
Serial subscriptions	24,429	500	853	56	0
Microforms	85	0	0	0	0
Audiovisual materials	5,017	0	0	0	0
Other materials	5,566	2,118	0	0	0
Subtotal: library materials	158,313	17,879	12,720	1,074	3,616
Furniture and equipment	10,880	2,354	0	0	0
Other operating expenses	211,969	9,123	12,852	0	4,269
Subtotal: miscellaneous	222,849	11,477	12,852	0	4,269
Total direct expenditures	1,251,412	63,954	95,564	3,474	18,834
Indirect costs	0	0	0	0	485
Total operating expenditures	1,251,412	63,954	95,564	3,474	19,319
Salaries & wages per capita	5.79	2.07	5.60	1.08	2.29
Materials expend. per capita	1.33	1.33	1.39	0.48	0.81
Total operating expend. per capita	10.48	4.75	10.47	1.57	4.35
Capital Outlay	42,222	3,100	3,125	0	0
% of Total Operating Expenses					
- Wages & benefits	70%	54%	73%	69%	57%
- Library materials	13%	28%	13%	31%	19%
- Miscellaneous other	18%	18%	13%	0%	22%
- Indirect costs	0%	0%	0%	0%	3%
Income by source (\$)					
City	1,238,568	64,574	0	0	12,000
County	0	1,350	95,565	2,400	0
School district	0	0	0	0	0
Subtotal: local gov't income	1,238,568	65,924	95,565	2,400	12,000
Foundation and corporate grants	0	0	0	0	0
Federal LSCA funds	10,166	0	0	0	0
Other federal funds	0	0	0	0	0
State funds	0	2,210	0	0	0
Other local income	2,679	3,916	3,125	817	7,728
Subtotal: all other income	12,845	6,126	3,125	817	7,728
Total income	1,251,413	72,050	98,690	3,217	19,728
Local gov't income per capita	10.38	4.89	10.47	1.08	2.70
Total income per capita	10.48	5.35	10.81	1.45	4.44

	Pasadena	Pearsall	Perryton	Petersburg	Pflugerville
Library Collection					
Books & serials - titles	170,417	16,850	34,480	8,880	10,642
Books & serials - items	248,455	16,966	34,480	8,904	10,642
Books & serials - items per capita	2.08	1.26	3.78	4.01	2.39
Uncataloged paperbacks - items	39,105	4,250	506	900	1,000
Government documents - items	0	0	0	0	0
Microforms - items	4,941	0	0	0	0
Audio materials - items	2,726	380	0	0	34
Films - items	1,093	0	810	0	0
Video materials - items	476	218	275	0	5
Machine readable materials - items	11	0	50	0	0
Other library materials - items	10,470	0	23	0	0
Total collection - titles	218,794	21,648	36,144	9,780	11,681
Total collection - items	307,271	21,814	36,144	9,804	11,681
Total collection - items per capita	2.57	1.62	3.96	4.12	2.63
Current subscriptions	749	21	20	1	1
Subscription per 1,000 population	6.27	1.56	2.19	0.45	0.23
Local Library Services					
Total library circulation	437,944	46,200	83,805	8,312	23,208
Circulations per capita	3.67	3.43	9.18	3.75	5.22
Circulations per paid staff member	11,836	23,100	27,935	8,312	38,680
Circulations per hour (overlapping)	118	19	39	17	18
Circulations per library visit	1.06	2.34	.	.	2.09
Standard loan period (days)	14	14	14	14	14
Collection turnover rate	1.43	2.12	2.32	0.85	1.99
Reference transactions	30,752	1,945	2,451	130	500
Reference transactions per capita	0.26	0.14	0.27	0.06	0.11
Library program attendance	16,784	2,150	18,192	97	972
Program attendance per capita	0.14	0.16	1.99	0.04	0.22
Number of library visits	415,063	19,764	.	.	11,120
Library visits per capita	3.48	1.47	.	.	2.50
Hours per week (non-overlapping)	68	48	43	10	27
Hours per week (overlapping)	71	46	42	10	25
Staffing (FTEs)					
Librarians with ALA-MLS	6.00	0.00	0.00	0.00	0.00
Other librarians	2.00	1.00	1.00	1.00	0.60
Other paid staff	29.00	1.00	2.00	0.00	0.00
Total paid staff	37.00	2.00	3.00	1.00	0.60
Population per ALA-MLS	19,894
Population per total paid staff	3,226	6,736	3,043	2,219	7,407
Head librarian's salary (\$)	37,421	17,500	18,600	2,400	10,949
Head librarian - hours per week	40	40	40	10	24
To 1 volunteer hours	5,307	620	1,712	150	994
Facilities					
Main library - square footage	35,000	8,685	11,320	0	2,122
Main + branches - square footage	35,000	8,685	11,320	0	2,122
Square footage per capita	0.29	0.64	1.24	0.00	0.48

Statistics by Library - 1991 (part 1)

City	Pharr	Pilot Point	Pineland	Pittsburg	Plains
System	STLS	NTLS	HALS	NETLS	WTLS
County	Hidalgo	Denton	Sabine	Camp	Yoakum
Legal establishment	FLS	City	City	City-county	County
Membership status (SFY 1993)	Member	Member	Member	Member	Member
Population served	53,468	3,011	882	9,904	4,225
Number of branches	0	0	0	0	0
Number of bookmobiles	0	0	0	0	0
Number of public service outlets	0	0	0	0	2
Expenditures (\$)					
Salaries and wages	145,683	20,201	26,804	32,958	57,199
Employee benefits	29,675	4,168	7,862	3,155	0
Subtotal: wages and benefits	175,358	24,369	34,666	36,113	57,199
Print materials	50,374	5,335	6,947	5,223	16,021
Serial subscriptions	4,864	126	1,947	701	2,182
Microforms	0	0	0	0	348
Audiovisual materials	6,270	1,008	1,213	589	4,093
Other materials	0	1,603	0	0	7,191
Subtotal: library materials	61,508	8,072	10,107	6,513	29,835
Furniture and equipment	8,737	0	0	0	456
Other operating expenses	38,368	7,716	7,302	15,839	0
Subtotal: miscellaneous	47,105	7,716	7,302	15,839	456
Total direct expenditures	283,971	40,157	52,075	58,465	87,490
Indirect costs	0	0	3,318	0	0
Total operating expenditures	283,971	40,157	55,393	58,465	87,490
Salaries & wages per capita	2.72	6.71	30.39	3.33	13.54
Materials expend. per capita	1.15	2.68	11.46	0.66	7.06
Total operating expend. per capita	5.31	13.34	62.80	5.90	20.71
Capital Outlay	0	0	0	0	0
% of Total Operating Expenses					
- Wages & benefits	62%	61%	63%	62%	65%
- Library materials	22%	20%	18%	11%	34%
- Miscellaneous other	17%	19%	13%	27%	1%
- Indirect costs	0%	0%	6%	0%	0%
Income by source (\$)					
City	280,007	24,450	21,881	30,000	0
County	3,964	11,816	0	27,083	87,490
School district	0	0	0	0	0
Subtotal: local gov't income	283,971	36,266	21,881	57,083	87,490
Foundation and corporate grants	0	0	34,050	0	0
Federal LSCA funds	0	0	0	0	0
Other federal funds	0	0	0	0	0
State funds	0	0	0	0	0
Other local income	0	3,891	6,629	2,562	1,133
Subtotal: all other income	0	3,891	40,679	2,562	1,133
Total income	283,971	40,157	62,560	59,645	88,623
Local gov't income per capita	5.31	12.04	24.81	5.76	20.71
Total income per capita	5.31	13.34	70.93	6.02	20.98

	Pharr	Pilot Point	Pineland	Pittsburg	Plains
Library Collection					
Books & serials - titles	48,378	12,659	20,323	23,908	21,979
Books & serials - items	49,874	12,659	21,500	26,012	22,076
Books & serials - items per capita	0.93	4.20	24.38	2.63	5.23
Uncataloged paperbacks - items	2,708	1,610	3,960	4,592	8,313
Government documents - items	0	0	0	0	0
Microforms - items	151	0	0	301	0
Audio materials - items	1,554	217	162	555	107
Films - items	200	0	113	0	42
Video materials - items	1,231	370	0	279	560
Machine readable materials - items	0	62	0	0	6
Other library materials - items	342	202	0	55	0
Total collection - titles	53,706	14,981	24,548	29,631	30,757
Total collection - items	56,060	15,120	25,735	31,794	31,104
Total collection - items per capita	1.05	5.02	29.18	3.21	7.36
Current subscriptions	158	9	35	46	109
Subscription per 1,000 population	2.96	2.99	39.68	4.64	25.80
Local Library Services					
Total library circulation	89,044	28,356	26,912	41,110	51,302
Circulations per capita	1.67	9.42	30.51	4.15	12.14
Circulations per paid staff member	8,095	16,391	10,351	15,812	22,501
Circulations per hour (overlapping)	33	14	15	20	24
Circulations per library visit	0.64	2.08	2.95	3.43	6.73
Standard loan period (days)	14	14	14	14	30
Collection turnover rate	1.59	1.88	1.05	1.29	1.65
Reference transactions	12,693	10	199	1,500	1,741
Reference transactions per capita	0.24	0.00	0.23	0.15	0.41
Library program attendance	32,270	316	989	349	25,528
Program attendance per capita	0.60	0.10	1.12	0.04	6.04
Number of library visits	139,832	13,643	9,122	11,984	7,624
Library visits per capita	2.62	4.53	10.34	1.21	1.80
Hours per week (non-overlapping)	58	40	35	46	43
Hours per week (overlapping)	52	38	34	40	41
Staffing (FTEs)					
Librarians with ALA-MLS	3.00	0.00	0.00	0.00	0.00
Other librarians	0.00	1.00	1.00	1.00	2.00
Other paid staff	8.00	0.73	1.60	1.60	0.28
Total paid staff	11.00	1.73	2.60	2.60	2.28
Population per ALA-MLS	17,823
Population per total paid staff	4,861	1,740	339	3,809	1,853
Head librarian's salary (\$)	30,000	14,000	12,732	15,913	24,315
Head librarian - hours per week	40	40	40	40	40
Total volunteer hours	1,915	1,250	250	2,268	260
Facilities					
Main library - square footage	9,938	5,760	2,748	6,200	4,500
Main + branches - square footage	9,938	5,760	2,748	6,200	4,500
Square footage per capita	0.19	1.91	3.12	0.63	1.07

Statistics by Library - 1991 (part 1)

City	Plainview	Plano	Pleasanton	Port Aransas	Port Arthur
System	WTLS	NETLS	SAALS	STLS	HALS
County	Hale	Collin	Atascosa	Nueces	Jefferson
Legal establishment	City	City	City	City	City
Membership status (SFY 1993)	Member	Member	Member	Member	Member
Population served	27,190	163,077	13,404	2,233	58,724
Number of branches	0	3	0	0	1
Number of bookmobiles	0	0	0	0	0
Number of public service outlets	0	0	0	0	0
Expenditures (\$)					
Salaries and wages	80,922	1,897,180	37,410	41,051	415,679
Employee benefits	25,431	278,499	6,900	7,220	126,260
Subtotal: wages and benefits	106,353	2,175,679	44,310	48,271	541,939
Print materials	20,714	359,383	5,839	9,235	81,936.
Serial subscriptions	5,851	70,318	995	2,041	19,490
Microforms	203	35,258	0	0	6,804
Audiovisual materials	1,355	6,003	765	3,441	8,327
Other materials	0	25,780	0	0	0
Subtotal: library materials	28,123	496,742	7,599	14,717	116,557
Furniture and equipment	13,163	585	0	616	10,579
Other operating expenses	28,279	187,455	14,713	1,763	133,648
Subtotal: miscellaneous	41,442	188,040	14,713	2,379	144,227
Total direct expenditures	175,918	2,860,461	66,622	65,367	802,723
Indirect costs	0	0	0	0	0
Total operating expenditures	175,918	2,860,461	66,622	65,367	802,723
Salaries & wages per capita	2.98	11.63	2.79	18.38	7.08
Materials expend. per capita	1.03	3.05	0.57	6.59	1.98
Total operating expend. per capita	6.47	17.54	4.97	29.27	13.67
Capital Outlay	2,500	98,837	10,008	0	60,000
% of Total Operating Expenses					
- Wages & benefits	60%	76%	67%	74%	68%
- Library materials	16%	17%	11%	23%	15%
- Miscellaneous other	24%	7%	22%	4%	18%
- Indirect costs	0%	0%	0%	0%	0%
Income by source (\$)					
City	166,418	2,860,461	63,413	65,367	760,199
County	9,500	41,050	724	0	0
School district	0	0	0	0	0
Subtotal: local gov't income	175,918	2,901,511	64,137	65,367	760,199
Foundation and corporate grants	0	0	0	0	0
Federal LSCA funds	0	127,533	0	0	0
Other federal funds	0	0	0	0	0
State funds	0	0	0	0	0
Other local income	0	170,876	2,485	3,773	80,675
Subtotal: all other income	0	298,409	2,485	3,773	80,675
Total income	175,918	3,199,920	66,622	69,140	840,874
Local gov't income per capita	6.47	17.79	4.78	29.27	12.95
Total income per capita	6.47	19.62	4.97	30.96	14.32

	Plainview	Plano	Pleasanton	Port Aransas	Port Arthur
Library Collection					
Books & serials - titles	35,870	142,983	15,075	8,966	112,244
Books & serials - items	36,713	326,795	18,890	10,931	129,174
Books & serials - items per capita	1.35	2.00	1.41	4.90	2.20
Uncataloged paperbacks - items	1,896	7,027	1,458	1,219	8,067
Government documents - items	0	0	85	0	0
Microforms - items	15,000	57,075	9	1	19,017
Audio materials - items	129	3,055	459	764	6,228
Films - items	0	115	462	0	0
Video materials - items	542	1,494	130	1,096	1,446
Machine readable materials - items	0	58	0	0	0
Other library materials - items	0	318	24	0	2,631
Total collection - titles	39,107	154,471	17,290	12,013	124,842
Total collection - items	54,280	395,937	21,517	14,011	166,563
Total collection - items per capita	2.00	2.43	1.61	6.27	2.84
Current subscriptions	110	1,253	70	58	359
Subscription per 1,000 population	4.05	7.68	5.22	25.97	6.11
Local Library Services					
Total library circulation	80,454	1,375,567	32,180	45,357	259,331
Circulations per capita	2.96	8.44	2.40	20.31	4.42
Circulations per paid staff member	16.091	15,034	10,727	18,143	11,275
Circulations per hour (overlapping)	29	143	13	24	86
Circulations per library visit	0.96	1.97	1.10	1.89	1.43
Standard loan period (days)	14	14	14	14	21
Collection turnover rate	1.48	3.47	1.50	3.24	1.56
Reference transactions	15,000	134,151	3,120	1,123	18,222
Reference transactions per capita	0.55	0.82	0.23	0.50	0.31
Library program attendance	3,814	51,216	2,831	264	10,488
Program attendance per capita	0.14	0.31	0.21	0.12	0.18
Number of library visits	83,855	698,575	29,328	24,045	181,344
Library visits per capita	3.08	4.28	2.19	10.77	3.09
Hours per week (non-overlapping)	59	64	51	38	77
Hours per week (overlapping)	54	186	48	37	58
Staffing (FTEs)					
Librarians with ALA-MLS	1.00	22.50	0.00	0.00	4.00
Other librarians	0.00	2.00	1.00	1.00	2.00
Other paid staff	4.00	67.00	2.00	1.50	17.00
Total paid staff	5.00	91.50	3.00	2.50	23.00
Population per ALA-MLS	27,190	7,248	.	.	14,681
Population per total paid staff	5,438	1,782	4,468	893	2,553
Head librarian's salary (\$)	25,000	59,950	18,000	22,796	43,212
Head librarian - hours per week	40	40	40	40	40
Total volunteer hours	500	1,712	2,018	1,371	386
Facilities					
Main library - square footage	13,000	26,246	4,200	2,680	24,000
Main + branches - square footage	13,000	56,246	4,200	2,680	24,000
Square footage per capita	0.48	0.34	0.31	1.20	0.41

Statistics by Library - 1991 (part 1)

City	Port Isabel	Port Lavaca	Port Neches	Portland	Post
System	STLS	STLS	HALS	STLS	WTLS
County	Cameron	Calhoun	Jefferson	San Patricio	Garza
Legal establishment	City	County	City	City	City
Membership status (SFY 1993)	Member	Member	Member	Member	Member
Population served	5,949	19,053	12,974	17,634	5,143
Number of branches	0	3	0	0	0
Number of bookmobiles	0	0	0	0	0
Number of public service outlets	0	1	0	0	0
Expenditures (\$)					
Salaries and wages	17,214	78,336	107,498	82,956	18,644
Employee benefits	4,015	18,409	31,435	21,265	4,115
Subtotal: wages and benefits	21,229	96,745	138,933	104,221	22,759
Print materials	2,955	18,644	18,370	12,641	4,371
Serial subscriptions	721	2,916	5,174	1,905	185
Microforms	0	0	83	0	0
Audiovisual materials	0	0	378	70	0
Other materials	0	0	0	0	0
Subtotal: library materials	3,676	21,560	24,005	14,616	4,556
Furniture and equipment	99	0	0	10,384	0
Other operating expenses	9,417	56,065	20,402	37,496	1,365
Subtotal: miscellaneous	9,516	56,065	20,402	47,880	1,365
Total direct expenditures	34,421	174,370	183,340	166,717	28,680
Indirect costs	0	0	0	0	0
Total operating expenditures	34,421	174,370	183,340	166,717	28,680
Salaries & wages per capita	2.89	4.11	8.29	4.70	3.63
Materials expend. per capita	0.62	1.13	1.85	0.83	0.89
Total operating expend. per capita	5.79	9.15	14.13	9.45	5.58
Capital Outlay	114,770	118,209	0	0	0
% of Total Operating Expenses					
- Wages & benefits	62%	55%	76%	63%	79%
- Library materials	11%	12%	13%	9%	16%
- Miscellaneous other	28%	32%	11%	29%	5%
- Indirect costs	0%	0%	0%	0%	0%
Income by source (\$)					
City	31,380	2,000	182,190	158,712	14,341
County	2,863	155,770	0	600	14,341
School district	0	0	0	0	0
Subtotal: local gov't income	34,243	157,770	182,190	159,312	28,681
Foundation and corporate grants	0	0	250	0	0
Federal LSCA funds	0	0	0	0	0
Other federal funds	0	0	0	0	0
State funds	0	0	0	0	0
Other local income	178	16,600	900	8,133	1,200
Subtotal: all other income	178	16,600	1,150	8,133	1,200
Total income	34,421	174,370	183,340	167,445	29,881
Local gov't income per capita	5.76	8.28	14.04	9.03	5.58
Total income per capita	5.79	9.15	14.13	9.50	5.81

	Port Isabel	Port Lavaca	Port Neches	Portland	Post
Library Collection					
Books & serials - titles	13,948	44,945	33,921	26,522	14,866
Books & serials - items	14,248	54,978	36,073	28,133	14,871
Books & serials - items per capita	2.40	2.89	2.78	1.60	2.89
Uncataloged paperbacks - items	4,707	7,276	6,324	0	628
Government documents - items	0	0	0	0	0
Microforms - items	0	22	32	306	25
Audio materials - items	0	0	277	918	64
Films - items	0	2	65	1	0
Video materials - items	169	137	514	264	20
Machine readable materials - items	0	0	0	8	0
Other library materials - items	0	0	69	0	0
Total collection - titles	18,674	52,382	41,126	27,709	15,576
Total collection - items	19,124	62,415	43,354	29,630	15,608
Total collection - items per capita	3.21	3.28	3.34	1.68	3.03
Current subscriptions	48	86	97	99	3
Subscription per 1,000 population	8.07	4.51	7.48	5.61	0.58
Local Library Services					
Total library circulation	13,110	73,276	70,523	76,609	17,673
Circulations per capita	2.20	3.85	5.44	4.34	3.44
Circulations per paid staff member	7,283	10,468	17,631	12,768	14,138
Circulations per hour (overlapping)	6	18	29	31	14
Circulations per library visit	0.93	1.09	1.73	1.23	1.53
Standard loan period (days)	14	14	14	14	14
Collection turnover rate	0.69	1.17	1.63	2.59	1.13
Reference transactions	6,038	4,466	4,886	1,950	983
Reference transactions per capita	1.01	0.23	0.38	0.11	0.19
Library program attendance	0	1,962	850	398	1,009
Program attendance per capita	0.00	0.10	0.07	0.02	0.20
Number of library visits	14,106	67,330	40,723	62,100	11,538
Library visits per capita	2.37	3.53	3.14	3.52	2.24
Hours per week (non-overlapping)	44	40	48	49	25
Hours per week (overlapping)	44	78	45	47	24
Staffing (FTEs)					
Librarians with ALA-MLS	0.00	0.00	1.00	0.00	0.00
Other librarians	0.93	1.00	0.00	1.00	0.75
Other paid staff	0.87	6.00	3.00	5.00	0.50
Total paid staff	1.80	7.00	4.00	6.00	1.25
Population per ALA-MLS			12,374		
Population per total paid staff	3,305	2,722	3,244	2,939	4,114
Head librarian's salary (\$)	9,279	23,400	33,313	24,957	12,919
Head librarian - hours per week	37	40	40	40	30
Total volunteer hours	600	500	135	0	480
Facilities					
Main library - square footage	2,400	13,500	10,500	4,785	3,373
Main + branches - square footage	2,400	16,572	10,500	4,785	3,373
Square footage per capita	0.40	0.87	0.81	0.27	0.66

Statistics by Library - 1991 (part 1)

City	Poteet	Pottsboro	Presidio	Quanah	Quemado
System	SAALS	NETLS	TTPLS	NTLS	SAALS
County	Atascosa	Grayson	Presidio	Hardeman	Maverick
Legal establishment	City	City	City	Non-profit	Non-profit
Membership status (SFY 1993)	Non-member	Member	Member	Member	Member
Population served	5,597	1,603	3,072	5,283	6,799
Number of branches	0	0	0	0	0
Number of bookmobiles	0	0	0	0	0
Number of public service outlets	1	0	0	0	0
Expenditures (\$)					
Salaries and wages	4,673	1	10,396	11,454	5,508
Employee benefits	333	0	1,210	886	611
Subtotal: wages and benefits	5,506	1	11,606	12,340	6,119
Print materials	2,231	770	313	2,067	1,362
Serial subscriptions	34	0	158	306	267
Microforms	0	0	0	0	0
Audiovisual materials	0	0	0	0	395
Other materials	33	0	137	0	0
Subtotal: library materials	2,298	770	608	2,373	2,024
Furniture and equipment	686	0	495	0	300
Other operating expenses	3,005	4,970	4,324	8,977	1,506
Subtotal: miscellaneous	3,691	4,970	4,819	8,977	1,806
Total direct expenditures	11,495	5,741	17,033	23,690	9,949
Indirect costs	3,050	0	0	0	0
Total operating expenditures	14,545	5,741	17,033	23,690	9,949
Salaries & wages per capita	0.83	0.00	3.38	2.17	0.81
Materials expend. per capita	0.41	0.48	0.20	0.45	0.30
Total operating expend. per capita	2.60	3.58	5.54	4.48	1.46
Capital Outlay	0	0	0	0	0
% of Total Operating Expenses					
- Wages & benefits	38%	0%	68%	52%	62%
- Library materials	16%	13%	4%	10%	20%
- Miscellaneous other	25%	87%	28%	38%	18%
- Indirect costs	21%	0%	0%	0%	0%
Income by source (\$)					
City	5,507	2,200	5,533	5,040	0
County	4,223	1,500	0	6,000	9,200
School district	0	0	0	0	0
Subtotal: local gov't income	9,729	3,700	5,533	11,040	9,200
Foundation and corporate grants	0	1,350	0	0	0
Federal LSCA funds	0	0	0	0	0
Other federal funds	0	0	0	0	0
State funds	0	0	0	0	0
Other local income	4,295	583	350	15,942	907
Subtotal: all other income	4,295	1,933	350	15,942	907
Total income	14,024	5,633	5,883	26,982	10,107
Local gov't income per capita	1.74	2.31	1.80	2.09	1.35
Total income per capita	2.51	3.51	1.92	5.11	1.49

	Poteet	Pottsboro	Presidio	Quanah	Quemado
Library Collection					
Books & serials - titles	7,751	8,300	10,150	27,101	9,540
Books & serials - items	7,787	8,550	10,237	27,321	10,205
Books & serials - items per capita	1.39	5.33	3.33	5.17	1.50
Uncataloged paperbacks - items	3,787	1,350	3,500	3,800	3,000
Government documents - items	225	0	0	0	.
Microforms - items	0	0	0	0	0
Audio materials - items	110	2	367	118	143
Films - items	28	0	0	0	138
Video materials - items	41	32	84	0	73
Machine readable materials - items	0	0	0	0	173
Other library materials - items	20	0	32	0	0
Total collection - titles	11,827	9,684	14,133	30,719	13,067
Total collection - items	11,998	9,934	14,220	31,239	13,732
Total collection - items per capita	2.14	6.20	4.63	5.91	2.02
Current subscriptions	5	2	16	28	14
Subscription per 1,000 population	0.89	1.25	5.21	5.30	2.06
Local Library Services					
Total library circulation	10,000	2,762	884	14,550	8,556
Circulations per capita	1.79	1.72	0.29	2.75	1.26
Circulations per paid staff member	20,000	5,524	884	11,640	17,112
Circulations per hour (overlapping)	13	3	1	9	8
Circulations per library visit	2.24	1.93	0.10	1.50	1.01
Standard loan period (days)	14	14	15	14	21
Collection turnover rate	0.83	0.28	0.06	0.47	0.62
Reference transactions	800	295	10	1,300	143
Reference transactions per capita	0.14	0.18	0.00	0.25	0.02
Library program attendance	997	363	500	700	687
Program attendance per capita	0.18	0.23	0.16	0.13	0.10
Number of library visits	4,458	1,431	8,732	9,700	8,443
Library visits per capita	0.80	0.89	2.84	1.84	1.24
Hours per week (non-overlapping)	20	20	20	30	20
Hours per week (overlapping)	15	20	19	30	19
Staffing (FTEs)					
Librarians with ALA-MLS	0.00	0.00	0.00	0.00	0.00
Other librarians	0.50	0.50	0.50	1.25	0.50
Other paid staff	0.00	0.00	0.50	0.00	0.00
Total paid staff	0.50	0.50	1.00	1.25	0.50
Population per ALA-MLS
Population per total paid staff	11,194	3,206	3,072	4,226	13,598
Head librarian's salary (\$)	4,673	1	5,930	8,398	5,200
Head librarian - hours per week	20	20	20	30	20
Total volunteer hours	350	1,295	0	0	780
Facilities					
Main library - square footage	0	0	486	4,500	1,376
Main + branches - square footage	0	0	486	4,500	1,376
Square footage per capit..	0.00	0.00	0.16	0.85	0.20

Statistics by Library - 1991 (part 1)

City	Quitaque	Quitman	Rankin	Raymondville	Refugio
System	TPLS	NETLS	WTLS	STLS	STLS
County	Briscoe	Wood	Upton	Willacy	Refugio
Legal establishment	City	City	County	County	County
Membership status (SFY 1993)	Member	Member	Member	Member	Member
Population served	1,548	8,390	2,795	17,705	7,976
Number of branches	0	0	1	0	1
Number of bookmobiles	0	0	0	0	0
Number of public service outlets	0	0	0	0	0

Expenditures (\$)

Salaries and wages	0	36,927	27,994	42,108	46,181
Employee benefits	0	10,227	8,740	11,777	9,041
Subtotal: wages and benefits	0	47,154	36,734	53,885	55,222
Print materials	0	2,174	8,486	29,908	10,961
Serial subscriptions	0	248	878	0	1,129
Microforms	0	0	0	0	0
Audiovisual materials	0	206	670	0	824
Other materials	0	0	340	0	0
Subtotal: library materials	0	2,628	10,374	29,908	12,914
Furniture and equipment	0	0	414	0	0
Other operating expenses	0	6,202	6,718	10,455	29,540
Subtotal: miscellaneous	0	6,202	7,132	10,455	29,540
Total direct expenditures	0	55,984	54,240	94,248	97,676
Indirect costs	0	0	0	0	0
Total operating expenditures	0	55,984	54,240	94,248	97,676
Salaries & wages per capita	0.00	4.40	10.02	2.38	5.79
Materials expend. per capita	0.00	0.31	3.71	1.69	1.62
Total operating expend. per capita	0.00	6.67	19.41	5.32	12.25
Capital Outlay	0	0	0	0	0
% of Total Operating Expenses					
- Wages & benefits	.	84%	68%	57%	57%
- Library materials	.	5%	19%	32%	13%
- Miscellaneous other	.	11%	13%	11%	30%
- Indirect costs	.	0%	0%	0%	0%
Income by source (\$)					
City	0	50,081	0	0	0
County	0	5,000	54,240	71,041	101,786
School district	0	0	0	0	0
Subtotal: local gov't income	0	55,081	54,240	71,041	101,786
Foundation and corporate grants	0	0	0	0	0
Federal LSCA funds	0	0	0	0	0
Other federal funds	0	0	0	0	0
State funds	0	0	0	0	0
Other local income	0	903	272	23,207	0
Subtotal: all other income	0	903	272	23,207	0
Total income	0	55,984	54,512	94,248	101,786
Local gov't income per capita	0.00	6.57	19.41	4.01	12.76
Total income per capita	0.00	6.67	19.50	5.32	12.76

	Quitaque	Quitman	Rankin	Raymondville	Refugio
Library Collection					
Books & serials - titles	0	16,193	16,514	47,618	19,942
Books & serials - items	0	16,824	16,672	47,668	22,119
Books & serials - items per capita	0.00	2.01	5.96	2.69	2.77
Uncataloged paperbacks - items	0	2,011	4,581	3,100	741
Government documents - items	0	0	403	100	0
Microforms - items	0	64	0	6	0
Audio materials - items	0	397	14	225	149
Films - items	0	52	13	75	0
Video materials - items	0	688	156	1,000	511
Machine readable materials - items	0	48	0	0	0
Other library materials - items	0	40	42	0	0
Total collection - titles	0	19,493	21,704	51,939	21,331
Total collection - items	0	20,124	21,881	52,174	23,520
Total collection - items per capita	0.00	2.40	7.83	2.95	2.95
Current subscriptions	0	9	14	101	35
Subscription per 1,000 population	0.00	1.07	5.01	5.70	4.39
Local Library Services					
Total library circulation	0	40,657	24,272	49,800	25,434
Circulations per capita	0.00	4.85	8.68	2.81	3.19
Circulations per paid staff member	.	20,329	12,775	12,450	12,717
Circulations per hour (overlapping)	.	15	11	22	11
Circulations per library visit	.	5,082.13	2.56	0.96	1.59
Standard loan period (days)	0	14	14	14	14
Collection turnover rate	.	2.02	1.11	0.95	1.08
Reference transactions	0	296	1,973	4,500	876
Reference transactions per capita	0.00	0.04	0.71	0.25	0.11
Library program attendance	0	264	4,214	5,500	257
Program attendance per capita	0.00	0.03	1.51	0.31	0.03
Number of library visits	0	8	9,496	52,000	16,004
Library visits per capita	0.00	0.00	3.40	2.94	2.01
Hours per week (non-overlapping)	0	52	30	45	45
Hours per week (overlapping)	0	51	43	44	45
Staffing (FTEs)					
Librarians with ALA-MLS	0.00	0.00	0.00	0.00	1.00
Other librarians	0.00	1.00	0.75	1.00	1.00
Other paid staff	0.00	1.00	1.15	3.00	0.00
Total paid staff	0.00	2.00	1.90	4.00	2.00
Population per ALA-MLS	7,976
Population per total paid staff	.	4,195	1,471	4,426	3,988
Head librarian's salary (\$)	0	22,575	15,708	16,821	20,608
Head librarian - hours per week	0	40	30	40	40
Total volunteer hours	0	800	104	0	180
Facilities					
Main library - square footage	0	8,000	1,696	0	0
Main + branches - square footage	0	8,000	2,632	0	0
Square footage per capita	0.00	0.95	0.94	0.00	0.00

Statistics by Library - 1991 (part 1)

City	Rhome	Richardson	Richland Hills	Richmond	Rio Grande City
System	NTLS	NETLS	NTLS	HALS	STLS
County	Wise	Dallas	Tarrant	Fort Bend	Starr
Legal establishment	Unknown	City	City	County	County
Membership status (SFY 1993)	Non-member	Member	Member	Member	Member
Population served	1,779	74,840	7,978	198,394	40,518
Number of branches	0	0	0	4	0
Number of bookmobiles	0	0	0	0	0
Number of public service outlets	0	0	2	0	0
Expenditures (\$)					
Salaries and wages	0	907,285	80,297	1,219,624	43,000
Employee benefits	0	208,043	17,988	383,793	4,639
Subtotal: wages and benefits	0	1,115,328	98,285	1,603,417	47,639
Print materials	1,628	111,704	16,471	231,443	68,982
Serial subscriptions	0	31,101	1,963	77,308	1,306
Microforms	0	758	0	19,304	0
Audiovisual materials	0	3,680	2,856	26,177	5,564
Other materials	0	17,080	0	8,014	0
Subtotal: library materials	1,628	164,323	21,290	362,246	75,852
Furniture and equipment	0	28,798	0	40,965	7,609
Other operating expenses	0	84,461	6,280	548,653	4,033
Subtotal: miscellaneous	0	113,259	6,280	589,618	11,642
Total direct expenditures	1,628	1,392,910	125,855	2,555,281	135,133
Indirect costs	0	0	0	0	0
Total operating expenditures	1,628	1,392,910	125,855	2,555,281	135,133
Salaries & wages per capita	0.00	12.12	10.06	6.15	1.06
Materials expend. per capita	0.92	2.20	2.67	1.83	1.87
Total operating expend. per capita	0.92	18.61	15.78	12.88	3.34
Capital Outlay	0	0	11,581	1,509,157	0
% of Total Operating Expenses					
- Wages & benefits	0%	80%	78%	63%	35%
- Library materials	100%	12%	17%	14%	56%
- Miscellaneous other	0%	8%	5%	23%	9%
- Indirect costs	0%	0%	0%	0%	0%
Income by source (\$)					
City	0	1,312,014	138,946	0	0
County	2,000	0	0	2,566,605	72,936
School district	0	0	0	0	0
Subtotal: local gov't income	2,000	1,312,014	138,946	2,566,605	72,936
Foundation and corporate grants	0	500	0	0	0
Federal LSCA funds	0	0	0	0	0
Other federal funds	0	0	0	22,913	0
State funds	0	0	0	0	64,980
Other local income	0	50,499	1,521	662	0
Subtotal: all other income	0	50,999	1,521	23,575	64,980
Total income	2,000	1,363,013	140,467	2,590,180	137,916
Local gov't income per capita	1.12	17.53	17.42	12.94	1.80
Total income per capita	1.12	18.21	17.61	13.06	3.40

	Rhome	Richardson	Richland Hills	Richmond	Rio Grande City
Library Collection					
Books & serials - titles	6,000	114,173	31,874	95,494	8,838
Books & serials - items	6,000	162,868	32,362	225,885	9,271
Books & serials - items per capita	3.37	2.18	4.06	1.14	0.23
Uncataloged paperbacks - items	0	3,000	0	19,778	400
Government documents - items	0	0	0	586	0
Microforms - items	0	47,830	0	6,596	0
Audio materials - items	0	3,953	526	11,456	250
Films - items	0	516	0	62	0
Video materials - items	0	1,033	795	2,871	215
Machine readable materials - items	0	7	0	15	0
Other library materials - items	0	1,492	216	0	99
Total collection - titles	6,000	123,517	33,359	116,019	9,757
Total collection - items	6,000	220,699	33,899	267,249	10,235
Total collection - items per capita	3.37	2.95	4.25	1.35	0.25
Current subscriptions	0	555	81	752	53
Subscription per 1,000 population	0.00	7.42	10.15	3.79	1.31
Local Library Services					
Total library circulation	4,980	547,908	74,084	851,863	8,759
Circulations per capita	2.80	7.32	9.29	4.29	0.22
Circulations per paid staff member	.	14,049	16,001	11,283	4,380
Circulations per hour (overlapping)	6	169	34	88	4
Circulations per library visit	.	5.77	4.50	1.55	0.67
Standard loan period (days)	14	21	14	14	14
Collection turnover rate	0.83	2.48	2.19	3.19	0.86
Reference transactions	.	101,895	6,744	95,533	680
Reference transactions per capita	.	1.36	0.85	0.48	0.02
Library program attendance	68	12,874	1,256	55,945	3,077
Program attendance per capita	0.04	0.17	0.16	0.28	0.08
Number of library visits	.	95,000	16,480	547,872	13,006
Library visits per capita	.	1.27	2.07	2.76	0.32
Hours per week (non-overlapping)	18	64	44	68	49
Hours per week (overlapping)	16	62	42	187	48
Staffing (FTEs)					
Librarians with ALA-MLS	0.00	12.00	0.00	13.00	1.00
Other librarians	0.00	0.00	2.00	14.50	1.00
Other paid staff	0.00	27.00	2.63	48.00	0.00
Total paid staff	0.00	39.00	4.63	75.50	2.00
Population per ALA-MLS	.	6,237	.	15,261	40,518
Population per total paid staff	.	1,919	1,723	2,628	20,259
Head librarian's salary (\$)	0	55,754	27,889	52,244	25,000
Head librarian - hours per week	0	40	40	40	40
Total volunteer hours	310	736	244	6,246	330
Facilities					
Main library - square footage	0	57,764	6,900	77,360	1,044
Main + branches - square footage	0	57,764	6,900	86,410	1,044
Square footage per capita	0.00	0.77	0.86	0.44	0.03

Statistics by Library - 1991 (part 1)

City	Rio Hondo	River Oaks	Roanoke	Robert Lee	Rockdale
System	STLS	NTLS	NTLS	BCLS	CTLS
County	Cameron	Tarrant	Denton	Coke	Milam
Legal establishment	City	City	City	County	City
Membership status (SFY 1993)	Member	Member	Member	Member	Member
Population served	2,388	6,580	7,143	3,424	11,107
Number of branches	0	0	0	0	0
Number of bookmobiles	0	0	0	0	0
Number of public service outlets	0	0	0	0	0
Expenditures (\$)					
Salaries and wages	1	22,566	8,902	7,828	25,913
Employee benefits	43	0	1,368	0	2,900
Subtotal: wages and benefits	44	22,566	10,270	7,828	28,813
Print materials	2,939	6,026	1,650	1,456	6,231
Serial subscriptions	530	568	157	0	785
Microforms	0	0	0	0	0
Audiovisual materials	515	1,881	0	0	198
Other materials	0	509	0	0	0
Subtotal: library materials	3,984	8,984	1,807	1,456	7,214
Furniture and equipment	60	0	0	48	0
Other operating expenses	1,002	0	6,634	1,504	9,185
Subtotal: miscellaneous	1,062	0	6,634	1,552	9,185
Total direct expenditures	5,090	31,550	18,711	10,836	45,212
Indirect costs	3,340	0	0	0	0
Total operating expenditures	8,430	31,550	18,711	10,836	45,212
Salaries & wages per capita	0.00	3.43	1.25	2.29	2.33
Materials expend. per capita	1.67	1.37	0.25	0.43	0.65
Total operating expend per capita	3.53	4.75	2.62	3.16	4.07
Capital Outlay	0	0	4,365	0	5,505
% of Total Operating Expenses					
- Wages & benefits	1%	72%	55%	72%	64%
- Library materials	47%	28%	10%	13%	16%
- Miscellaneous other	13%	0%	35%	14%	20%
- Indirect costs	40%	0%	0%	0%	0%
Income by source (\$)					
City	975	31,550	4,600	0	30,785
County	5,052	0	17,845	11,400	4,000
School district	0	0	0	0	0
Subtotal: local gov't income	6,027	31,550	22,445	11,400	34,785
Foundation and corporate grants	0	0	0	0	0
Federal LSCA funds	0	0	0	0	0
Other federal funds	0	0	0	0	0
State funds	0	0	0	0	0
Other local income	917	0	1,464	373	10,681
Subtotal: all other income	917	0	1,464	373	10,681
Total income	6,944	31,550	23,909	11,773	45,466
Local gov't income per capita	2.52	4.79	3.14	3.33	3.13
Total income per capita	2.91	4.79	3.35	3.44	4.09

	Rio Hondo	River Oaks	Roanoke	Robert Lee	Rockdale
Library Collection					
Books & serials - titles	10,325	.	7,750	8,660	29,981
Books & serials - items	11,144	23,843	8,550	11,153	30,149
Books & serials - items per capita	4.67	3.62	1.20	3.26	2.71
Uncataloged paperbacks - items	515	155	2,250	3,637	1,900
Government documents - items	6	0	0	0	0
Microforms - items	0	0	0	0	64
Audio materials - items	78	361	50	0	500
Films - items	3	0	0	30	0
Video materials - items	202	593	42	9	2
Machine readable materials - items	0	0	0	0	0
Other library materials - items	40	0	20	0	0
Total collection - titles	11,100	.	10,062	12,274	32,417
Total collection - items	11,988	24,952	10,912	14,829	32,615
Total collection - items per capita	5.02	3.79	1.53	4.33	2.94
Current subscriptions	29	50	20	2	36
Subscription per 1,000 population	12.14	7.60	2.80	0.58	3.24
Local Library Services					
Total library circulation	7,326	55,856	5,000	6,397	30,041
Circulations per capita	3.07	8.49	0.78	1.87	2.70
Circulations per paid staff member	14,652	30,357	7,000	12,794	12,016
Circulations per hour (overlapping)	6	37	4	6	19
Circulations per library visit	1.10	1.61	1.24	1.43	4.62
Standard loan period (days)	14	14	14	14	14
Collection turnover rate	0.61	2.24	0.51	0.43	0.92
Reference transactions	197	1,174	295	150	3,261
Reference transactions per capita	0.08	0.18	0.04	0.04	0.29
Library program attendance	0	485	200	445	1,012
Program attendance per capita	0.00	0.07	0.03	0.13	0.09
Number of library visits	6,638	34,604	4,500	4,480	6,500
Library visits per capita	2.78	5.26	0.63	1.31	0.59
Hours per week (non-overlapping)	23	30	32	20	32
Hours per week (overlapping)	22	29	30	19	31
Staffing (FTEs)					
Librarians with ALA-MLS	0.00	0.00	0.80	0.00	0.00
Other librarians	0.50	0.75	0.00	0.50	1.00
Other paid staff	0.00	1.09	0.00	0.00	1.50
Total paid staff	0.50	1.84	0.80	0.50	2.50
Population per ALA-MLS	.	.	8,929	.	.
Population per total paid staff	4,776	3,576	8,929	6,848	4,443
Head librarian's salary (\$)	1	11,181	8,902	5,817	12,716
Head librarian - hours per week	20	30	32	20	40
Total volunteer hours	1,050	800	1,394	0	781
Facilities					
Main library - square footage	4,500	6,380	950	0	5,140
Main + branches - square footage	4,500	6,380	950	0	5,140
Square footage per capita	1.88	0.97	0.13	0.00	0.46

Statistics by Library - 1991 (part 1)

City	Rockport	Rocksprings	Rockwall	Rotan	Round Rock
System	STLS	SAALS	NETLS	BCLS	CTLS
County	Aransas	Edwards	Rockwall	Fisher	Williamson
Legal establishment	County	County	County	City	City
Membership status (SFY 1993)	Member	Non-member	Member	Member	Member
Population served	17,892	943	22,158	4,842	30,923
Number of branches	0	0	0	0	0
Number of bookmobiles	0	0	0	0	0
Number of public service outlets	0	0	1	1	1
Expenditures (\$)					
Salaries and wages	26,279	1,200	64,718	5,760	189,918
Employee benefits	9,612	92	10,195	1,257	35,400
Subtotal: wages and benefits	35,891	1,292	74,913	7,017	225,318
Print materials	9,267	9	30,558	660	33,179
Serial subscriptions	2,100	0	2,371	202	6,570
Microforms	0	0	0	0	0
Audiovisual materials	1,018	0	472	159	5,138
Other materials -	1,520	0	0	0	4,500
Subtotal: library materials	13,905	9	33,401	1,021	49,387
Furniture and equipment	517	0	110	104	230
Other operating expenses	3,121	6	29,718	2,464	74,296
Subtotal: miscellaneous	3,638	6	29,828	2,568	74,526
Total direct expenditures	53,434	1,307	138,142	10,606	349,231
Indirect costs	0	0	0	0	0
Total operating expenditures	53,434	1,307	138,142	10,606	349,231
Salaries & wages per capita	1.47	1.27	2.92	1.19	6.14
Materials expend. per capita	0.78	0.00	1.51	0.21	1.60
Total operating expend. per capita	2.99	1.39	6.23	2.19	11.29
Capital Outlay	0	0	617,126	0	0
% of Total Operating Expenses					
- Wages & benefits	67%	99%	54%	66%	65%
- Library materials	26%	1%	24%	10%	14%
- Miscellaneous other	7%	0%	22%	24%	21%
- Indirect costs	0%	0%	0%	0%	0%
Income by source (\$)					
City	0	0	0	7,016	346,949
County	43,124	1,307	125,327	2,500	0
School district	0	0	0	0	0
Subtotal: local gov't income	43,124	1,307	125,327	9,516	346,949
Foundation and corporate grants	0	0	0	0	0
Federal LSCA funds	0	0	0	0	0
Other federal funds	0	0	0	0	0
State funds	0	0	6,049	0	0
Other local income	11,435	100	17,425	3,590	2,282
Subtotal: all other income	11,435	100	23,474	3,590	2,282
Total income	54,559	1,407	148,801	13,106	349,231
Local gov't income per capita	2.41	1.39	5.66	1.97	11.22
Total income per capita	3.05	1.49	6.72	2.71	11.29

	Rockport	Rocksprings	Rockwall	Rotan	Round Rock
Library Collection					
Books & serials - titles	50,062	5,528	20,090	9,779	49,226
Books & serials - items	50,156	5,573	22,008	10,632	56,757
Books & serials - items per capita	2.80	5.91	0.99	2.20	1.84
Uncataloged paperbacks - items	2,500	1,713	1,952	3,378	1,300
Government documents - items	0	20	0	0	0
Microforms - items	6	60	1,949	50	5,770
Audio materials - items	479	51	630	38	866
Films - items	13	1	0	48	0
Video materials - items	406	0	86	4	159
Machine readable materials - items	0	150	0	0	10
Other library materials - items	0	14	90	0	1,201
Total collection - titles	53,466	7,536	22,880	13,214	53,481
Total collection - items	53,560	7,582	26,715	14,150	66,063
Total collection - items per capita	2.99	8.04	1.21	2.92	2.14
Current subscriptions	29	4	97	12	112
Subscription per 1,000 population	1.62	4.24	4.38	2.48	3.62
Local Library Services					
Total library circulation	79,945	387	59,956	7,020	216,692
Circulations per capita	4.47	0.41	2.71	1.45	7.01
Circulations per paid staff member	39,973	1,935	14,107	11,700	18,442
Circulations per hour (overlapping)	33	1	33	4	75
Circulations per library visit	1.93	1.91	1.80	3.40	1.75
Standard loan period (days)	14	14	21	14	14
Collection turnover rate	1.49	0.05	2.24	0.50	3.28
Reference transactions	1,998	2	4,510	458	15,612
Reference transactions per capita	0.11	0.00	0.20	0.09	0.50
Library program attendance	2,412	0	2,784	275	17,427
Program attendance per capita	0.13	0.00	0.13	0.06	0.56
Number of library visits	41,319	203	33,235	2,066	123,525
Library visits per capita	2.31	0.22	1.50	0.43	3.99
Hours per week (non-overlapping)	49	8	39	23	58
Hours per week (overlapping)	47	8	35	32	55
Staffing (FTEs)					
Librarians with ALA-MLS	0.00	0.00	1.00	0.00	2.00
Other librarians	1.00	0.20	1.00	0.60	0.00
Other paid staff	1.00	0.00	2.25	0.00	9.75
Total paid staff	2.00	0.20	4.25	0.60	11.75
Population per ALA-MLS	.	.	22,158	.	15,462
Population per total paid staff	8,946	4,715	5,214	8,070	2,632
Head librarian's salary (\$)	15,990	1,200	22,575	5,760	41,500
Head librarian - hours per week	40	8	40	24	40
Total volunteer hours	5,328	20	3,620	56	2,100
Facilities					
Main library - square footage	8,281	0	2,840	3,180	12,600
Main + branches - square footage	8,281	0	2,840	3,180	12,600
Square footage per capita	0.46	0.00	0.13	0.66	0.41

Statistics by Library - 1991 (part 1)

City	Rowlett	Runge	Rusk	Sachse	Saginaw
System	NETLS	SAALS	NETLS	NETLS	MILS
County	Dallas	Karnes	Cherokee	Dallas	Tarrant
Legal establishment	City	FLS	City	City	City
Membership status (SFY 1993)	Member	Member	Member	Member	Member
Population served	23,260	1,710	4,366	5,472	8,551
Number of branches	0	0	0	0	0
Number of bookmobiles	0	0	0	0	0
Number of public service outlets	0	0	0	0	0
Expenditures (\$)					
Salaries and wages	79,593	12,365	13,250	26,307	55,356
Employee benefits	9,708	664	750	3,928	6,850
Subtotal: wages and benefits	89,301	13,029	14,000	30,235	62,206
Print materials	14,536	12,830	5,270	5,975	7,403
Serial subscriptions	3,653	332	780	200	432
Microforms	0	0	0	0	0
Audiovisual materials	943	517	290	300	341
Other materials	0	0	170	0	0
Subtotal: library materials	19,132	13,679	6,510	6,475	8,176
Furniture and equipment	3,064	2,273	0	13,000	251
Other operating expenses	18,625	6,238	2,423	10,827	3,431
Subtotal: miscellaneous	21,689	8,511	2,423	23,827	3,682
Total direct expenditures	130,122	35,219	22,933	60,537	74,064
Indirect costs	0	0	0	0	0
Total operating expenditures	130,122	35,219	22,933	60,537	74,064
Salaries & wages per capita	3.42	7.23	3.03	4.81	6.47
Materials expend. per capita	0.82	8.00	1.49	1.18	0.96
Total operating expend. per capita	5.59	20.60	5.25	11.06	8.66
Capital Outlay	0	1,795	0	321,152	82,978
% of Total Operating Expenses					
- Wages & benefits	69%	37%	61%	50%	84%
- Library materials	15%	39%	28%	11%	11%
- Miscellaneous other	17%	24%	11%	39%	5%
- Indirect costs	0%	0%	0%	0%	0%
Income by source (\$)					
City	130,122	3,593	22,933	38,209	73,055
County	0	24,477	0	10,328	0
School district	0	0	0	0	0
Subtotal: local gov't income	130,122	28,070	22,933	48,537	73,055
Foundation and corporate grants	0	0	0	0	0
Federal LSCA funds	0	0	0	0	0
Other federal funds	0	0	0	0	0
State funds	0	0	0	0	0
Other local income	3,653	1,238	807	12,000	1,009
Subtotal: all other income	3,653	1,238	807	12,000	1,009
Total income	133,775	29,308	23,740	60,537	74,064
Local gov't income per capita	5.59	16.42	5.25	8.87	8.54
Total income per capita	5.75	17.14	5.44	11.06	8.66

	Rowlett	Runge	Rusk	Sachse	Saginaw
Library Collection					
Books & serials - titles	25,946	12,329	20,800	.	14,989
Books & serials - items	26,098	12,404	21,300	16,197	15,140
Books & serials - items per capita	1.12	7.25	4.88	2.96	1.77
Uncataloged paperbacks - items	1,000	1,200	1,700	773	5,695
Government documents - items	0	0	0	0	0
Microforms - items	1	0	450	0	0
Audio materials - items	220	368	815	66	357
Films - items	0	0	0	0	0
Video materials - items	1,555	148	28	328	376
Machine readable materials - items	3	0	36	0	0
Other library materials - items	0	6	210	0	0
Total collection - titles	28,725	14,051	23,584	.	21,395
Total collection - items	28,877	14,126	24,539	17,364	21,568
Total collection - items per capita	1.24	8.26	5.62	3.17	2.52
Current subscriptions	152	32	32	14	27
Subscription per 1,000 population	6.53	18.71	7.33	2.56	3.16
Local Library Services					
Total library circulation	86,371	21,856	17,677	34,020	41,095
Circulations per capita	3.71	12.78	4.05	6.22	4.81
Circulations per paid staff member	21,593	21,856	16,835	24,652	10,274
Circulations per hour (overlapping)	40	22	14	20	25
Circulations per library visit	.	2.60	2.53	5.13	2.32
Standard loan period (days)	21	14	14	21	14
Collection turnover rate	2.99	1.55	0.72	1.96	1.91
Reference transactions	722	431	1,563	1,719	2,463
Reference transactions per capita	0.03	0.25	0.36	0.31	0.29
Library program attendance	4,065	1,569	1,019	1,142	4,812
Program attendance per capita	0.17	0.92	0.23	0.21	0.56
Number of library visits	.	8,400	7,000	6,632	17,698
Library visits per capita	.	4.91	1.60	1.21	2.07
Hours per week (non-overlapping)	42	20	26	34	33
Hours per week (overlapping)	41	19	25	32	32
Staffing (FTEs)					
Librarians with ALA-MLS	1.00	0.00	0.00	0.00	0.00
Other librarians	1.00	0.70	0.65	1.00	2.50
Other paid staff	2.00	0.30	0.40	0.38	1.50
Total paid staff	4.00	1.00	1.05	1.38	4.00
Population per ALA-MLS	23,260
Population per total paid staff	5,815	1,710	4,158	3,965	2,138
Head librarian's salary (\$)	29,638	9,095	9,900	20,964	24,069
Head librarian - hours per week	40	25	26	40	40
Total volunteer hours	100	180	110	835	275
Facilities					
Main library - square footage	3,000	3,400	2,208	5,000	2,020
Main + branches - square footage	3,000	3,400	2,208	5,000	2,020
Square footage per capita	0.13	1.99	0.51	0.91	0.24

Statistics by Library - 1991 (part 1)

City	Salado	San Angelo	San Antonio	San Augustine	San Benito
System	CTLS	BCLS	SAALS	HALS	STLS
County	Bell	Tom Green	Bexar	San Augustine	Cameron
Legal establishment	Non-profit	County	City	City	City
Membership status (SFY 1993)	Member	Member	Member	Member	Member
Population served	2,896	98,458	1,162,338	7,999	26,804
Number of branches	0	2	17	0	0
Number of bookmobiles	0	1	2	0	0
Number of public service outlets	0	4	0	2	0
Expenditures (\$)					
Salaries and wages	1	503,594	4,413,501	32,096	79,187
Employee benefits	0	110,701	1,226,363	5,798	23,305
Subtotal: wages and benefits	1	614,295	5,639,864	37,894	102,492
Print materials	455	156,909	1,249,729	9,388	21,975
Serial subscriptions	0	14,202	158,351	729	2,453
Microforms	0	2,402	0	0	1,974
Audiovisual materials	0	9,555	0	254	1,500
Other materials	60	2,718	0	15	0
Subtotal: library materials	515	185,786	1,408,080	10,386	27,902
Furniture and equipment	100	1,272	110,458	520	0
Other operating expenses	7,500	83,139	1,198,758	9,447	15,000
Subtotal: miscellaneous	7,600	84,411	1,309,216	9,967	15,000
Total direct expenditures	8,116	884,492	8,357,160	58,247	145,394
Indirect costs	0	0	0	0	0
Total operating expenditures	8,116	884,492	8,357,160	58,247	145,394
Salaries & wages per capita	0.00	5.11	3.80	4.01	2.95
Materials expend. per capita	0.18	1.89	1.21	1.30	1.04
Total operating expend. per capita	2.80	8.98	7.19	7.28	5.42
Capital Outlay	0	75,314	0	0	0
% of Total Operating Expenses					
- Wages & benefits	0%	69%	67%	65%	70%
- Library materials	6%	21%	17%	18%	19%
- Miscellaneous other	94%	10%	16%	17%	10%
- Indirect costs	0%	0%	0%	0%	0%
Income by source (\$)					
City	0	0	7,518,160	47,800	127,711
County	0	779,031	839,000	5,000	7,609
School district	4,200	0	0	0	0
Subtotal: local gov't income	4,200	779,031	8,357,160	52,800	135,320
Foundation and corporate grants	0	0	159,897	0	5,679
Federal LSCA funds	0	25,000	0	0	0
Other federal funds	0	0	126,185	0	0
State funds	0	0	0	0	0
Other local income	11,570	99,140	8,500	6,940	419
Subtotal: all other income	11,570	124,140	294,582	6,940	6,098
Total income	15,770	903,171	8,651,742	59,740	141,418
Local gov't income per capita	1.45	7.91	7.19	6.60	5.05
Total income per capita	5.45	9.17	7.44	7.47	5.28

	Salado	San Angelo	San Antonio	San Augustine	San Benito
Library Collection					
Books & serials - titles	7,650	146,744	379,138	17,372	28,604
Books & serials - items	8,020	236,833	1,708,853	17,921	32,660
Books & serials - items per capita	2.77	2.41	1.47	2.24	1.22
Uncataloged paperbacks - items	686	20,931	82,680	1,129	3,500
Government documents - items	4	.	464,726	0	0
Microforms - items	0	34,185	335,100	130	7,000
Audio materials - items	66	6,622	3,400	185	330
Films - items	11	73	0	0	0
Video materials - items	36	1,331	18,846	223	600
Machine readable materials - items	13	61	0	0	0
Other library materials - items	632	1,996	0	69	250
Total collection - titles	9,087	165,837	386,772	17,372	33,348
Total collection - items	9,468	302,032	2,613,605	19,657	44,340
Total collection - items per capita	3.27	3.07	2.25	2.46	1.65
Current subscriptions	2	305	2,101	37	89
Subscription per 1,000 population	0.69	3.10	1.81	4.63	3.32
Local Library Services					
Total library circulation	3,109	612,358	3,090,671	33,847	55,991
Circulations per capita	1.07	6.22	2.66	4.23	2.09
Circulations per paid staff member	6,218	18,556	12,719	12,088	7,999
Circulations per hour (overlapping)	3	77	56	15	28
Circulations per library visit	1.46	1.18	137.95	1.31	1.19
Standard loan period (days)	14	21	28	14	14
Collection turnover rate	0.33	2.03	1.18	1.72	1.26
Reference transactions	14	43,615	828,924	1,248	5,000
Reference transactions per capita	0.00	0.44	0.71	0.16	0.19
Library program attendance	360	10,526	124,396	213	1,200
Program attendance per capita	0.12	0.11	0.11	0.03	0.04
Number of library visits	2,124	520,859	22,405	25,760	47,000
Library visits per capita	0.75	5.29	0.02	3.22	1.75
Hours per week (non-overlapping)	20	65	64	45	40
Hours per week (overlapping)	19	154	1,059	44	38
Staffing (FTEs)					
Librarians with ALA-MLS	0.00	4.00	71.00	0.00	1.00
Other librarians	0.50	6.00	20.00	1.00	0.00
Other paid staff	0.00	23.00	152.00	1.80	6.00
Total paid staff	0.50	33.00	243.00	2.80	7.00
Population per ALA-MLS	.	24,615	16,371	.	26,804
Population per total paid staff	5,792	2,984	4,783	2,857	3,829
Head librarian's salary (\$)	1	36,000	68,556	14,579	30,000
Head librarian - hours per week	20	40	40	40	40
Total volunteer hours	1,200	1,312	28,644	524	850
Facilities					
Main library - square footage	0	32,000	100,000	3,120	8,840
Main + branches - square footage	0	38,196	267,245	3,120	8,840
Square footage per capita	0.00	0.39	0.23	0.39	0.33

Statistics by Library - 1991 (part 1)

City	San Marcos	San Saba	Sanderson	Sanger	Santa Anna
System	CTLS	CTLS	TTPLS	NTLS	BCLS
County	Hays	San Saba	Terrell	Denton	Coleman
Legal establishment	City	County	County	City	Unknown
Membership status (SFY 1993)	Member	Member	Member	Member	Non-member
Population served	40,083	5,401	1,410	4,161	1,249
Number of branches	0	0	0	0	0
Number of bookmobiles	0	0	0	0	0
Number of public service outlets	4	0	0	1	0
Expenditures (\$)					
Salaries and wages	232,403	9,023	9,757	8,205	0
Employee benefits	58,944	2,977	0	3,182	0
Subtotal: wages and benefits	291,347	12,000	9,757	11,387	0
Print materials	46,495	6,822	6,844	3,299	0
Serial subscriptions	14,610	697	1,343	234	5
Microforms	0	0	0	0	0
Audiovisual materials	2,402	1,637	1,971	100	0
Other materials	0	0	0	0	0
Subtotal: library materials	63,507	9,156	10,158	3,633	5
Furniture and equipment	0	1,573	400	0	0
Other operating expenses	45,754	1,321	5,758	4,148	995
Subtotal: miscellaneous	45,754	2,894	6,158	4,148	995
Total direct expenditures	400,608	24,050	26,073	19,168	1,000
Indirect costs	0	0	0	0	0
Total operating expenditures	400,608	24,050	26,073	19,168	1,000
Salaries & wages per capita	5.80	1.67	6.92	1.97	0.00
Materials expend. per capita	1.58	1.70	7.20	0.87	0.00
Total operating expend. per capita	9.99	4.45	18.49	4.61	0.80
Capital Outlay	9,234	0	0	595	0
% of Total Operating Expenses					
- Wages & benefits	73%	50%	37%	59%	0%
- Library materials	16%	38%	39%	19%	1%
- Miscellaneous other	11%	12%	24%	22%	100%
- Indirect costs	0%	0%	0%	0%	0%
Income by source (\$)					
City	367,581	0	0	6,136	1,000
County	21,800	12,445	26,073	12,315	0
School district	0	0	0	0	0
Subtotal: local gov't income	389,381	12,445	26,073	18,451	1,000
Foundation and corporate grants	0	0	0	0	0
Federal LSCA funds	0	0	0	0	0
Other federal funds	0	0	0	0	0
State funds	0	0	0	0	0
Other local income	11,227	11,605	317	718	0
Subtotal: all other income	11,227	11,605	317	718	0
Total income	400,608	24,050	26,390	19,169	1,000
Local gov't income per capita	9.71	2.30	18.49	4.43	0.80
Total income per capita	9.99	4.45	18.72	4.61	0.80

	San Marcos	San Saba	Sanderson	Sanger	Santa Anna
Library Collection					
Books & serials - titles	61,953	8,770	17,778	9,660	3,500
Books & serials - items	68,272	9,030	19,563	10,096	3,500
Books & serials - items per capita	1.70	1.57	13.87	2.43	2.80
Uncataloged paperbacks - items	2,000	3,025	5,353	4,223	3,000
Government documents - items	0	0	0	.	0
Microforms - items	596	67	12	.	0
Audio materials - items	895	117	685	60	0
Films - items	4	0	0	.	0
Video materials - items	510	291	760	77	0
Machine-readable materials - items	48	0	0	.	0
Other library materials - items	1,964	9	225	0	0
Total collection - titles	67,414	12,027	24,788	13,962	6,500
Total collection - items	74,369	12,539	26,598	14,456	6,500
Total collection - items per capita	1.86	2.32	18.86	3.47	5.20
Current subscriptions	201	25	55	8	0
Subscriber per 1,000 population	5.14	4.63	41.13	1.92	0.00
Local Library Services					
Total library circulation	207,693	16,570	60,077	15,497	50
Circulations per capita	5.18	3.07	42.61	3.72	0.04
Circulations per paid staff member	15,125	22,093	85,824	30,994	.
Circulations per hour (overlapping)	66	9	46	7	0
Circulations per library visit	1.10	1.69	4.63	2.61	0.50
Standard loan period (days)	14	14	14	14	14
Collection turnover rate	2.79	1.32	2.26	1.07	0.01
Reference transactions	26,411	624	3,054	700	.
Reference transactions per capita	0.67	0.12	2.17	0.17	.
Library program attendance	23,214	360	720	776	.
Program attendance per capita	0.75	0.07	0.51	0.19	.
Number of library visits	159,200	9,928	12,978	5,930	100
Library visits per capita	4.72	1.62	9.20	1.43	0.08
Hours per week (non-overlapping)	61	34	28	39	30
Hours per week (overlapping)	59	34	25	43	29
Staffing (FTEs)					
Librarians with ALA-MLS	4.75	0.00	0.00	0.50	0.00
Other librarians	1.00	0.75	0.63	0.00	0.00
Other paid staff	7.13	0.00	0.07	0.00	0.00
Total paid staff	12.88	0.75	0.70	0.50	0.00
Population per ALA-MLS	8,434	.	.	8,322	.
Population per total paid staff	3,112	7,301	2,014	8,322	.
Head librarian's salary (\$)	37,856	12,000	6,000	6,950	0
Head librarian - hours per week	40	30	25	20	0
Total volunteer hours	4,077	308	45	1,274	1,500
Facilities					
Main library - square footage	12,014	5,000	3,600	2,150	864
Main + branches - square footage	12,014	5,000	3,600	2,150	864
Square footage per capita	.	0.99	2.50	0.52	0.69

Statistics by Library - 1991 (part 1)

City	Santa Fe	Schertz	Schulenburg	Seagoville	Sealy
System	HALS	SAALS	CTLS	NETLS	HALS
County	Galveston	Guadalupe	Fayette	Dallas	Austin
Legal establishment	FLS	City	Unknown	City	Non-profit
Membership status (SFY 1993)	Member	Member	Member	Member	Member
Population served	10,024	22,960	2,455	9,189	7,269
Number of branches	0	0	0	0	0
Number of bookmobiles	0	0	0	0	0
Number of public service outlets	0	0	0	0	0
Expenditures (\$)					
Salaries and wages	25,812	48,185	9,280	14,600	15,708
Employee benefits	0	9,746	650	1,465	1,247
Subtotal: wages and benefits	25,812	57,931	9,930	16,065	16,955
Print materials	13,572	15,907	1,532	11,105	7,141
Serial subscriptions	121	1,383	424	150	726
Microforms	0	1,213	0	0	0
Audiovisual materials	0	1,289	0	300	280
Other materials	0	0	0	1,012	0
Subtotal: library materials	13,693	19,792	1,956	12,567	8,147
Furniture and equipment	0	4,604	0	0	430
Other operating expenses	13,880	14,095	0	1,460	14,983
Subtotal: miscellaneous	13,880	18,699	0	1,460	15,413
Total direct expenditures	53,385	96,422	11,886	30,092	40,515
Indirect costs	0	0	0	0	0
Total operating expenditures	53,385	96,422	11,886	30,092	40,515
Salaries & wages per capita	2.58	2.10	3.78	1.59	2.16
Materials expend. per capita	1.37	0.86	0.80	1.37	1.12
Total operating expend. per capita	5.33	4.20	4.84	3.27	5.57
Capital Outlay	0	0	0	0	0
% of Total Operating Expenses					
- Wages & benefits	48%	60%	84%	53%	42%
- Library materials	26%	21%	16%	42%	20%
- Miscellaneous other	26%	19%	0%	5%	38%
- Indirect costs	0%	0%	0%	0%	0%
Income by source (\$)					
City	40,555	59,035	13,837	21,620	5,000
County	12,990	33,796	0	9,170	10,000
School district	0	0	0	0	0
Subtotal: local gov't income	53,545	92,831	13,837	30,790	15,000
Foundation and corporate grants	0	0	0	0	0
Federal LSCA funds	0	0	0	0	0
Other federal funds	0	0	0	0	0
State funds	0	0	0	0	0
Other local income	590	2,990	1,457	0	25,516
Subtotal: all other income	590	2,990	1,457	0	25,516
Total income	54,135	95,821	15,294	30,790	40,516
Local gov't income per capita	5.34	4.04	5.64	3.35	2.06
Total income per capita	5.40	4.17	6.23	3.35	5.57

	Santa Fe	Schertz	Schulenburg	Seagoville	Sealy
Library Collection					
Books & serials - titles	13,437	17,900	13,678	15,942	18,445
Books & serials - items	14,600	18,731	13,678	16,351	19,843
Books & serials - items per capita	1.46	0.82	5.57	1.78	2.73
Uncataloged paperbacks - items	1,786	6,494	5,571	2,681	2,116
Government documents - items	0	0	0	0	88
Microforms - items	0	11,246	0	0	0
Audio materials - items	35	0	0	467	266
Films - items	0	0	0	11	0
Video materials - items	92	273	0	118	161
Machine readable materials - items	0	0	1	0	0
Other library materials - items	900	157	0	0	188
Total collection - titles	15,257	24,855	19,250	19,211	21,179
Total collection - items	17,413	36,901	19,250	19,628	22,662
Total collection - items per capita	1.74	1.61	7.84	2.14	3.12
Current subscriptions	6	56	10	15	32
Subscription per 1,000 population	0.60	2.44	4.07	1.63	4.40
Local Library Services					
Total library circulation	42,123	65,116	14,315	15,723	24,871
Circulations per capita	4.20	2.84	5.83	1.71	3.42
Circulations per paid staff member	19,776	18,605	14,315	11,231	15,741
Circulations per hour (overlapping)	21	27	14	9	15
Circulations per library visit	1.61	1.91	.	1.57	2.12
Standard loan period (days)	21	14	14	14	14
Collection turnover rate	2.42	1.76	0.74	0.80	1.10
Reference transactions	498	7,425	1,372	164	1,027
Reference transactions per capita	0.05	0.32	0.56	0.02	0.14
Library program attendance	2,412	1,612	139	540	1,294
Program attendance per capita	0.24	0.07	0.06	0.06	0.18
Number of library visits	26,144	34,109	.	10,014	11,752
Library visits per capita	2.61	1.49	.	1.09	1.62
Hours per week (non-overlapping)	40	48	20	36	34
Hours per week (overlapping)	39	46	20	35	32
Staffing (FTEs)					
Librarians with ALA-MLS	0.00	1.00	0.50	0.00	0.00
Other librarians	1.63	0.00	0.50	0.75	0.80
Other paid staff	0.50	2.50	0.00	0.65	0.78
Total paid staff	2.13	3.50	1.00	1.40	1.58
Population per ALA-MLS	.	22,960	4,910	.	.
Population per total paid staff	4,706	6,560	2,455	6,564	4,871
Head librarian's salary (\$)	9,792	20,976	7,800	13,900	10,800
Head librarian - hours per week	40	40	20	30	32
Total volunteer hours	160	2,937	14	138	164
Facilities					
Main library - square footage	6,400	9,000	2,000	2,300	7,800
Main + branches - square footage	6,400	9,000	2,000	2,300	7,800
Square footage per capita	0.64	0.39	0.81	0.25	1.07

307

BEST COPY AVAILABLE

Statistics by Library - 1991 (part 1)

City	Seguin	Seminole	Seymour	Shamrock	Shepherd
System	SAALS	WTLS	NTLS	TPLS	HALS
County	Guadalupe	Gaines	Baylor	Wheeler	San Jacinto
Legal establishment	Interlocal	County	County	City	City
Membership status (SFY 1993)	Member	Member	Member	Member	Member
Population served	42,213	14,123	4,385	3,653	1,812
Number of branches	0	1	0	0	0
Number of bookmobiles	0	0	0	0	0
Number of public service outlets	0	0	0	0	0
Expenditures (\$)					
Salaries and wages	102,876	96,710	11,560	9,529	11,463
Employee benefits	23,475	27,578	0	0	0
Subtotal: wages and benefits	126,351	124,288	11,560	9,529	11,463
Print materials	25,212	8,999	3,691	7,708	4,908
Serial subscriptions	4,082	2,550	178	650	374
Microforms	288	0	0	0	0
Audiovisual materials	1,656	0	0	0	437
Other materials	248	0	0	0	347
Subtotal: library materials	31,486	11,549	3,869	8,358	6,066
Furniture and equipment	0	518	0	62	0
Other operating expenses	42,147	3,710	0	4,366	2,442
Subtotal: miscellaneous	42,147	4,228	0	4,428	2,442
Total direct expenditures	199,984	140,065	15,429	22,315	19,971
Indirect costs	0	0	1,848	0	0
Total operating expenditures	199,984	140,065	17,277	22,315	19,971
Salaries & wages per capita	2.44	6.85	2.64	2.61	6.33
Materials expend. per capita	0.75	0.82	0.88	2.29	3.35
Total operating expend. per capita	4.74	9.92	3.94	6.11	11.02
Capital Outlay	14,065	0	548	0	0
% of Total Operating Expenses					
- Wages & benefits	63%	89%	67%	43%	57%
- Library materials	16%	8%	22%	37%	30%
- Miscellaneous other	21%	3%	0%	20%	12%
- Indirect costs	0%	0%	11%	0%	0%
Income by source (\$)					
City	94,904	0	0	9,839	15,745
County	93,105	140,620	17,132	3,400	0
School district	0	0	0	0	0
Subtotal: local gov't income	188,009	140,620	17,132	13,239	15,745
Foundation and corporate grants	0	0	0	0	0
Federal LSCA funds	0	0	0	0	0
Other federal funds	0	0	0	0	0
State funds	0	0	0	0	0
Other local income	11,975	0	693	9,162	4,225
Subtotal: all other income	11,975	0	693	9,162	4,225
Total income	199,984	140,620	17,825	22,401	19,970
Local gov't income per capita	4.45	9.96	3.91	3.62	8.69
Total income per capita	4.74	9.96	4.06	6.13	11.02

	Sequin	Seminole	Seymour	Shamrock	Shepherd
Library Collection					
Books & serials - titles	41,446	18,633	17,810	23,270	10,067
Books & serials - items	49,511	26,445	18,249	24,940	10,090
Books & serials - items per capita	1.17	1.87	4.16	6.83	5.57
Uncataloged paperbacks - items	3,000	2,732	6,900	0	2,250
Government documents - items	0	0	149	0	0
Microforms - items	562	69	0	0	0
Audio materials - items	565	250	34	0	0
Films - items	0	33	10	0	0
Video materials - items	428	161	35	0	161
Machine readable materials - items	112	0	35	0	0
Other library materials - items	1,260	283	50	59	0
Total collection - titles	46,729	22,012	25,019	23,329	12,478
Total collection - items	55,438	29,973	25,462	24,999	12,501
Total collection - items per capita	1.31	2.12	5.81	6.84	6.90
Current subscriptions	114	79	12	37	9
Subscription per 1,000 population	2.70	5.59	2.74	10.13	4.97
Local Library Services					
Total library circulation	107,260	38,445	14,308	21,393	25,931
Circulations per capita	2.54	2.72	3.26	5.86	14.31
Circulations per paid staff member	15,323	7,689	14,308	21,393	27,011
Circulations per hour (overlapping)	42	9	14	19	15
Circulations per library visit	1.04	1.83	3.73	1.90	1.52
Standard loan period (days)	14	21	14	14	14
Collection turnover rate	1.93	1.28	0.56	0.86	2.07
Reference transactions	9,757	3,002	2,200	1,070	1,208
Reference transactions per capita	0.23	0.21	0.50	0.29	0.67
Library program attendance	1,638	4,204	313	745	78
Program attendance per capita	0.04	0.30	0.07	0.20	0.04
Number of library visits	102,870	21,000	3,840	11,264	17,030
Library visits per capita	2.44	1.49	0.88	3.08	9.40
Hours per week (non-overlapping)	51	45	20	22	35
Hours per week (overlapping)	49	82	19	22	34
Staffing (FTEs)					
Librarians with ALA-MLS	1.00	1.00	0.00	0.00	0.00
Other librarians	0.00	0.00	1.00	0.50	0.88
Other paid staff	6.00	4.00	0.00	0.50	0.08
Total paid staff	7.00	5.00	1.00	1.00	0.96
Population per ALA-MLS	42,213	14,123	.	.	.
Population per total paid staff	6,030	2,825	4,385	3,653	1,888
Head librarian's salary (\$)	28,412	22,217	6,318	5,781	5,897
Head librarian - hours per week	40	40	20	20	21
Total volunteer hours	296	0	0	136	0
Facilities					
Main library - square footage	14,200	4,957	3,213	4,050	0
Main + branches - square footage	14,200	6,207	3,213	4,050	0
Square footage per capita	0.34	0.44	0.73	1.11	0.00

Statistics by Library - 1991 (part 1)

City	Sheridan	Sherman	Silsbee	Silverton	Sinton
System	HALS	NETLS	HALS	TPLS	STLS
County	Colorado	Grayson	Hardin	Briscoe	San Patricio
Legal establishment	Unknown	City	City	Unknown	Non-profit
Membership status (SFY 1993)	Non-member	Member	Non-member	Non-member	Member
Population served	4,820	43,028	15,840	1,080	8,005
Number of branches	0	0	0	0	0
Number of bookmobiles	0	0	0	0	0
Number of public service outlets	0	7	0	0	0
Expenditures (\$)					
Salaries and wages	0	279,872	43,916	1,600	25,830
Employee benefits	0	101,038	13,742	0	5,203
Subtotal: wages and benefits	0	380,910	57,658	1,600	31,033
Print materials	1,246	25,842	11,820	145	6,385
Serial subscriptions	0	7,621	1,180	0	769
Microforms	0	1,374	0	0	0
Audiovisual materials	0	0	500	0	90
Other materials	197	0	0	0	158
Subtotal: library materials	1,443	34,837	13,500	145	7,402
Furniture and equipment	341	0	524	0	0
Other operating expenses	1,233	97,545	24,172	12	7,925
Subtotal: miscellaneous	1,574	97,545	24,696	12	7,925
Total direct expenditures	3,017	513,292	95,854	1,757	46,360
Indirect costs	0	0	0	0	0
Total operating expenditures	3,017	513,292	95,854	1,757	46,360
Salaries & wages per capita	0.00	6.50	2.77	1.48	3.23
Materials expend. per capita	0.30	0.81	0.85	0.13	0.92
Total operating expend. per capita	0.63	11.93	6.05	1.63	5.79
Capital Outlay	0	0	0	0	0
% of Total Operating Expenses					
- Wages & benefits	0%	74%	60%	91%	67%
- Library materials	48%	7%	14%	8%	16%
- Miscellaneous other	52%	19%	26%	1%	17%
- Indirect costs	0%	0%	0%	0%	0%
Income by source (\$)					
City	0	492,636	86,854	800	38,010
County	2,210	20,656	9,000	800	600
School district	0	0	0	0	0
Subtotal: local gov't income	2,210	513,292	95,854	1,600	38,610
Foundation and corp rate grants	500	0	0	0	4,581
Federal LSCA funds	0	0	0	0	0
Other federal funds	0	0	0	0	0
State funds	0	0	0	0	0
Other local income	399	0	0	212	3,169
Subtotal: all other income	899	0	0	212	7,751
Total income	3,109	513,292	95,854	1,812	46,361
Local gov't income per capita	0.46	11.93	6.05	1.48	4.8?
Total income per capita	0.65	11.93	6.05	1.68	5.79

	Sheridan	Sherman	Silsbee	Silverton	Sinton
Library Collection					
Books & serials - titles	2,113	63,282	36,893	8,726	19,925
Books & serials - items	2,505	81,737	38,930	8,726	20,125
Books & serials - items per capita	0.52	1.90	2.46	8.08	2.51
Uncataloged paperbacks - items	1,363	0	19,627	450	3,884
Government documents - items	0	425	0	0	0
Microforms - items	0	25,929	0	0	0
Audio materials - items	0	966	426	0	37
Films - items	0	31	0	0	0
Video materials - items	0	1,023	0	0	163
Machine readable materials - items	0	21	0	0	0
Other library materials - items	146	1,458	0	0	1,200
Total collection - titles	3,622	67,244	55,527	9,176	25,209
Total collection - items	4,014	111,590	58,983	9,176	25,409
Total collection - items per capita	0.83	2.59	3.72	8.50	3.17
Current subscriptions	0	216	48	0	40
Subscription per 1,000 population	0.00	5.02	3.03	0.00	5.00
Local Library Services					
Total library circulation	1,467	261,431	55,457	624	23,690
Circulations per capita	0.30	6.08	3.50	0.58	2.96
Circulations per paid staff member	.	19,195	18,486	2,713	10,529
Circulations per hour (overlapping)	4	87	22	1	11
Circulations per library visit	1.45	1.17	1.52	1.25	1.37
Standard loan period (days)	14	14	21	14	14
Collection turnover rate	0.37	2.34	0.94	0.07	0.93
Reference transactions	0	18,853	3,560	40	1,187
Reference transactions per capita	0.00	0.44	0.22	0.04	0.15
Library program attendance	701	18,288	1,651	0	1,561
Program attendance per capita	0.15	0.43	0.10	0.00	0.20
Number of library visits	1,009	222,535	36,523	500	17,253
Library visits per capita	0.21	5.17	2.31	0.46	2.16
Hours per week (non-overlapping)	8	59	49	9	44
Hours per week (overlapping)	7	58	47	9	43
Staffing (FTEs)					
Librarians with ALA-MLS	0.00	4.00	0.00	0.00	0.00
Other librarians	0.00	1.00	1.00	0.23	1.00
Other paid staff	0.00	8.62	2.00	0.00	1.25
Total paid staff	0.00	13.62	3.00	0.23	2.25
Population per ALA-MLS	.	10,757	.	.	.
Population per total paid staff	.	3,159	5,280	4,696	3,558
Head librarian's salary (\$)	0	37,596	16,176	1,600	13,700
Head librarian - hours per week	0	40	40	9	40
Total volunteer hours	366	8,717	657	0	717
Facilities					
Main library - square footage	320	19,323	0	0	2,764
Main + branches - square footage	320	19,323	0	0	2,764
Square footage per capita	0.07	0.45	0.00	0.00	0.35

Statistics by Library - 1991 (part 1)

City	Slaton	Smiley	Smithville	Snyder	Sonora
System	WTLS	STLS	CTLS	BCLS	BCLS
County	Lubbock	Gonzales	Bastrop	Scurry	Sutton
Legal establishment	City	FLS	City	County	County
Membership status (SFY 1993)	Member	Non-member	Member	Member	Member
Population served	6,873	1,140	3,196	18,634	4,135
Number of branches	0	0	0	0	0
Number of bookmobiles	0	0	0	0	0
Number of public service outlets	0	0	1	1	0
Expenditures (\$)					
Salaries and wages	19,362	0	46,113	84,352	17,345
Employee benefits	3,492	0	11,439	9,880	5,969
Subtotal: wages and benefits	22,854	0	57,552	94,232	23,314
Print materials	2,383	1,162	5,920	19,307	4,101
Serial subscriptions	563	54	682	1,905	13
Microforms	0	0	0	1,349	0
Audiovisual materials	0	245	0	2,362	0
Other materials	0	263	0	0	0
Subtotal: library materials	2,946	1,724	6,602	24,923	4,114
Furniture and equipment	0	525	0	7,923	0
Other operating expenses	2,569	1,243	10,058	22,357	4,148
Subtotal: miscellaneous	2,569	1,768	10,058	30,280	4,148
Total direct expenditures	28,369	3,492	74,212	149,435	31,576
Indirect costs	0	0	0	0	0
Total operating expenditures	28,369	3,492	74,212	149,435	31,576
Salaries & wages per capita	2.82	0.00	14.43	4.53	4.19
Materials expend. per capita	0.43	1.51	2.07	1.34	0.99
Total operating expend. per capita	4.13	3.06	23.22	8.02	7.64
Capital Outlay	0	0	295	0	448
% of Total Operating Expenses					
- Wages & benefits	81%	0%	78%	63%	74%
- Library materials	10%	49%	9%	17%	13%
- Miscellaneous other	9%	51%	14%	20%	13%
- Indirect costs	0%	0%	0%	0%	0%
Income by source (\$)					
City	5,106	500	74,212	0	0
County	20,283	500	0	147,675	35,540
School district	0	0	0	0	0
Subtotal: local gov't income	25,388	1,000	74,212	147,675	35,540
Foundation and corporate grants	0	0	0	0	0
Federal LSCA funds	0	0	0	0	0
Other federal funds	0	0	24,826	0	0
State funds	0	0	0	0	0
Other local income	2,980	2,492	0	1,536	150
Subtotal: all other income	2,980	2,492	24,826	1,536	150
Total income	28,368	3,492	99,038	149,211	35,690
Local gov't income per capita	3.69	0.88	23.22	7.93	8.59
Total income per capita	4.13	3.06	30.99	8.01	8.63

	Slaton	Smiley	Smithville	Snyder	Sonora
Library Collection					
Books & serials - titles	13,563	8,589	14,594	56,850	9,906
Books & serials - items	14,529	8,589	16,861	60,221	10,206
Books & serials - items per capita	2.11	7.53	5.28	3.23	2.47
Uncataloged paperbacks - items	2,305	2,730	390	4,800	3,845
Government documents - items	0	0	0	0	0
Microforms - items	0	0	71	1,661	35
Audio materials - items	3	164	306	2,385	326
Films - items	0	0	0	0	0
Video materials - items	26	29	247	575	2
Machine readable materials - items	0	0	0	0	35
Other library materials - items	0	37	0	797	.
Total collection - titles	13,592	11,549	15,608	64,603	13,887
Total collection - items	16,863	11,549	17,875	70,439	14,449
Total collection - items per capita	2.45	10.13	5.59	3.78	3.49
Current subscriptions	39	21	49	97	11
Subscription per 1,000 population	5.67	18.42	15.33	5.21	2.66
Local Library Services					
Total library circulation	10,344	3,320	41,817	97,929	11,318
Circulations per capita	1.51	2.91	13.08	5.26	2.74
Circulations per paid staff member	7,496	.	8,363	16,322	9,054
Circulations per hour (overlapping)	5	4	18	37	7
Circulations per library visit	2.01	1.27	2.50	1.96	1.22
Standard loan period (days)	24	14	21	14	14
Collection turnover rate	0.61	0.29	2.34	1.39	0.78
Reference transactions	480	73	8,274	3,990	127
Reference transactions per capita	0.07	0.06	2.59	0.21	0.03
Library program attendance	303	2,177	3,853	2,156	2,874
Program attendance per capita	0.04	1.91	1.21	0.12	0.70
Number of library visits	5,140	2,618	16,753	50,010	9,252
Library visits per capita	0.75	2.30	5.24	2.68	2.24
Hours per week (non-overlapping)	38	16	46	54	32
Hours per week (overlapping)	36	16	44	51	32
Staffing (FTEs)					
Librarians with ALA-MLS	0.00	0.00	0.00	0.00	0.00
Other librarians	1.00	0.00	1.00	2.00	0.75
Other paid staff	0.38	0.00	4.00	4.00	0.50
Total paid staff	1.38	0.00	5.00	6.00	1.25
Population per ALA-MLS
Population per total paid staff	4,980	.	639	3,106	3,308
Head librarian's salary (\$)	15,995	4,100	18,540	18,229	13,200
Head librarian - hours per week	4	16	40	40	30
Total volunteer hours	4	832	1,766	1,406	883
Facilities					
Main library - square footage	32,000	1,932	5,000	11,118	3,200
Main + branches - square footage	32,000	1,932	5,000	11,118	3,200
Square footage per capita	4.66	1.69	1.56	0.60	0.77

Statistics by Library - 1991 (part 1)

City	Sour Lake	Spearman	Splendora	Springtown	Spur
System	HALS	TPLS	HALS	NTLS	WTLS
County	Hardin	Hansford	Montgomery	Parker	Dickens
Legal establishment	City	Non-profit	City	Non-profit	County
Membership status (SFY 1993)	Member	Member	Member	Member	Member
Population served	3,848	4,279	745	6,814	2,571
Number of branches	0	0	0	0	0
Number of bookmobiles	0	0	0	0	0
Number of public service outlets	0	0	0	0	0
Expenditures (\$)					
Salaries and wages	5,941	16,454	17,066	5,288	0
Employee benefits	100	0	3,108	0	0
Subtotal: wages and benefits	6,041	16,454	20,174	5,288	0
Print materials	1,453	5,494	292	358	0
Serial subscriptions	95	977	697	334	0
Microforms	0	0	0	0	0
Audiovisual materials	0	0	0	0	0
Other materials	0	0	0	0	0
Subtotal: library materials	1,548	6,471	989	692	0
Furniture and equipment	0	70	0	60	0
Other operating expenses	4,390	15,875	4,368	5,208	0
Subtotal: miscellaneous	4,390	15,945	4,368	5,268	0
Total direct expenditures	11,979	38,870	25,531	11,248	0
Indirect costs	0	0	0	0	0
Total operating expenditures	11,979	38,870	25,531	11,248	0
Salaries & wages per capita	1.54	3.85	22.91	0.78	0.00
Materials expend. per capita	0.40	1.51	1.33	0.10	0.00
Total operating expend. per capita	3.11	9.08	34.27	1.65	0.00
Capital Outlay	0	0	0	1,192	0
% of Total Operating Expenses					
- Wages & benefits	50%	42%	79%	47%	.
- Library materials	13%	17%	4%	6%	.
- Miscellaneous other	37%	41%	17%	47%	.
- Indirect costs	0%	0%	0%	0%	.
Income by source (\$)					
City	3,000	9,000	25,531	2,700	0
County	6,500	9,000	0	10,120	0
School district	0	0	0	0	0
Subtotal: local gov't income	9,500	18,000	25,531	12,820	0
Foundation and corporate grants	0	0	0	0	0
Federal LSCA funds	0	0	0	0	0
Other federal funds	0	0	0	0	0
State funds	0	0	0	0	0
Other local income	4,000	18,791	255	1,874	0
Subtotal: all other income	4,000	18,791	255	1,874	0
Total income	13,500	36,791	25,786	14,694	0
Local gov't income per capita	2.47	4.21	34.27	1.88	0.00
Total income per capita	3.51	8.60	34.61	2.16	0.00

	Sour Lake	Spearman	Splendora	Springtown	Spur
Library Collection					
Books & serials - titles	10,998	17,677	11,597	9,000	0
Books & serials - items	11,245	17,917	11,620	9,000	0
Books & serials - items per capita	2.92	4.19	15.60	1.32	0.00
Uncataloged paperbacks - items	6,010	3,000	2,184	2,000	0
Government documents - items	0	3	0	0	0
Microforms - items	2	16	0	0	0
Audio materials - items	167	570	103	0	0
Films - items	0	0	0	0	0
Video materials - items	23	3	401	0	0
Machine readable materials - items	2	0	0	0	0
Other library materials - items	50	27	0	0	0
Total collection - titles	17,242	20,239	14,209	11,000	0
Total collection - items	17,499	21,536	14,308	11,000	0
Total collection - items per capita	4.55	5.03	19.21	1.61	0.00
Current subscriptions	12	30	41	7	0
Subscription per 1,000 population	3.12	7.01	55.03	1.03	0.00
Local Library Services					
Total library circulation	10,561	32,317	52,069	3,178	0
Circulations per capita	2.74	7.55	69.89	0.47	0.00
Circulations per paid staff member	18,209	32,977	55,393	6,356	.
Circulations per hour (overlapping)	10	16	29	3	.
Circulations per library visit	7.14	1.76	12.76	0.61	.
Standard loan period (days)	14	14	21	14	0
Collection turnover rate	0.60	1.50	3.64	0.29	.
Reference transactions	8	2,234	4,800	5,140	0
Reference transactions per capita	0.00	0.52	6.44	0.75	0.00
Library program attendance	700	1,531	0	768	0
Program attendance per capita	0.18	0.36	0.00	0.11	0.00
Number of library visits	1,480	18,378	4,080	5,179	0
Library visits per capita	0.38	4.29	5.48	0.76	0.00
Hours per week (non-overlapping)	20	39	38	20	0
Hours per week (overlapping)	20	38	34	20	0
Staffing (FTEs)					
Librarians with ALA-MLS	0.00	0.00	0.00	0.00	0.00
Other librarians	0.50	0.88	0.94	0.50	0.00
Other paid staff	0.08	0.10	0.00	0.00	0.00
Total paid staff	0.58	0.98	0.94	0.50	0.00
Population per ALA-MLS
Population per total paid staff	6,634	4,366	793	13,628	.
Head librarian's salary (\$)	5,941	12,000	17,066	5,288	0
Head librarian - hours per week	20	35	37	20	0
Total volunteer hours	400	25	0	0	0
Facilities					
Main library - square footage	2,400	10,000	575	1,950	0
Main + branches - square footage	2,400	10,000	575	1,950	0
Square footage per capita	0.62	2.34	0.77	0.29	0.00

Statistics by Library - 1991 (part 1)

City	Stamford	Stanton	Stephenville	Stratford	Sulphur Springs
System	BCLS	WTLS	NTLS	TPLS	NETLS
County	Jones	Martin	Erath	Sherman	Hopkins
Legal establishment	City	Unknown	City	County	City
Membership status (SFY 1993)	Member	Non-member	Member	Member	Member
Population served	3,817	4,956	22,642	2,858	28,833
Number of branches	0	0	0	0	0
Number of bookmobiles	0	0	0	0	0
Number of public service outlets	0	0	3	1	0
Expenditures (\$)					
Salaries and wages	16,038	8,231	59,178	13,728	65,254
Employee benefits	2,631	0	10,682	3,706	18,623
Subtotal: wages and benefits	18,669	8,231	69,860	17,434	83,877
Print materials	3,000	4,389	9,847	1,085	15,487
Serial subscriptions	300	0	827	545	1,265
Microforms	0	0	0	0	0
Audiovisual materials	0	0	0	0	704
Other materials	0	0	0	0	126
Subtotal: library materials	3,300	4,389	10,674	1,630	17,582
Furniture and equipment	0	0	0	0	1,275
Other operating expenses	6,672	2,592	13,999	11,731	38,675
Subtotal: miscellaneous	6,672	2,592	13,999	11,731	39,950
Total direct expenditures	28,641	15,212	94,533	30,795	141,409
Indirect costs	0	0	0	0	0
Total operating expenditures	28,641	15,212	94,533	30,795	141,409
Salaries & wages per capita	4.20	1.66	2.61	4.80	2.26
Materials expend. per capita	0.86	0.89	0.47	0.57	0.61
Total operating expend. per capita	7.50	3.07	4.18	10.77	4.90
Capital Outlay	0	0	0	282	0
% of Total Operating Expenses					
- Wages & benefits	65%	54%	74%	57%	59%
- Library materials	12%	29%	11%	5%	12%
- Miscellaneous other	23%	17%	15%	38%	28%
- Indirect costs	0%	0%	0%	0%	0%
Income by source (\$)					
City	28,641	0	92,732	1,200	136,609
County	0	15,283	1,800	29,594	4,800
School district	0	0	0	0	0
Subtotal: local gov't income	28,641	15,283	94,532	10,794	141,409
Foundation and corporate grants	0	0	0	6,030	0
Federal LSCA funds	0	0	0	0	0
Other federal funds	0	0	0	0	0
State funds	0	0	0	0	0
Other local income	0	664	0	819	0
Subtotal: all other income	0	664	0	6,849	0
Total income	28,641	15,947	94,532	37,643	141,409
Local gov't income per capita	7.50	3.08	4.18	10.77	4.90
Total income per capita	7.50	3.22	4.18	13.17	4.90

	Stamford	Stanton	Stephenville	Stratford	Sulphur Springs
Library Collection					
Books & serials - titles	13,500	.	30,544	13,453	23,997
Books & serials - items	13,600	10,625	35,924	13,573	31,969
Books & serials - items per capita	3.56	2.14	1.59	4.75	1.11
Uncataloged paperbacks - items	1,350	0	980	3,000	8,679
Government documents - items	0	0	0	0	0
Microforms - items	0	0	75	0	10
Audio materials - items	3	0	252	0	1,512
Films - items	0	0	0	0	0
Video materials - items	0	0	2	12	132
Machine readable materials - items	0	0	0	0	0
Other library materials - items	120	0	103	0	228
Total collection - titles	14,973	.	31,879	16,465	33,706
Total collection - items	15,073	10,625	37,336	16,585	42,625
Total collection - items per capita	3.95	2.14	1.65	5.80	1.48
Current subscriptions	16	.	30	44	81
Subscription per 1,000 population	4.19	.	1.32	15.40	2.81
Local Library Services					
Total library circulation	5,682	8,603	66,054	9,775	42,761
Circulations per capita	1.49	1.74	2.92	3.42	1.48
Circulations per paid staff member	5,682	13,656	20,642	9,490	10,690
Circulations per hour (overlapping)	3	9	33	8	18
Circulations per library visit	0.97	.	2.13	0.80	2.50
Standard loan period (days)	17	14	14	14	21
Collection turnover rate	0.38	0.81	1.77	0.59	1.00
Reference transactions	180	.	8,683	1,590	600
Reference transactions per capita	0.05	.	0.38	0.56	0.02
Library program attendance	975	.	2,976	1,820	150
Program attendance per capita	0.26	.	0.13	0.64	0.01
Number of library visits	5,884	.	30,972	12,226	17,100
Library visits per capita	1.54	.	1.37	4.28	0.59
Hours per week (non-overlapping)	38	20	40	23	48
Hours per week (overlapping)	37	19	39	22	46
Staffing (FTEs)					
Librarians with ALA-MLS	0.00	0.00	0.00	0.00	1.00
Other librarians	1.00	0.63	0.90	0.58	0.00
Other paid staff	0.00	0.00	2.30	0.45	3.00
Total paid staff	1.00	0.63	3.20	1.03	4.00
Population per ALA-MLS	28,833
Population per total paid staff	3,817	7,867	7,076	2,775	7,208
Head librarian's salary (\$)	15,039	7,980	21,321	8,801	25,468
Head librarian - hours per week	40	25	36	23	40
Total volunteer hours	100	0	200	1,200	774
Facilities					
Main library - square footage	2,035	0	4,577	4,800	6,289
Main + branches - square footage	2,035	0	4,577	4,800	6,289
Square footage per capita	0.53	0.00	0.20	1.68	0.22

Statistics by Library - 1991 (part 1)

City	Sunnyvale	Sweetwater	Taft	Tahoka	Taylor
System	NETLS	BCLS	STLS	WTLS	CTLS
County	Dallas	Nolan	San Patricio	Lynn	Williamson
Legal establishment	City	City-county	City	County	City
Membership status (SFY 1993)	Member	Member	Member	Member	Member
Population served	2,283	16,594	4,648	6,758	11,472
Number of branches	0	0	0	0	0
Number of bookmobiles	0	1	0	0	0
Number of public service outlets	0	0	0	0	0
Expenditures (\$)					
Salaries and wages	10,663	43,641	15,060	4,766	36,625
Employee benefits	2,904	14,833	6,710	770	5,794
Subtotal: wages and benefits	13,567	58,474	21,770	5,536	42,419
Print materials	5,634	14,627	7,856	1,385	6,290
Serial subscriptions	101	1,480	502	0	700
Microforms	0	0	0	0	0
Audiovisual materials	1,827	0	694	0	0
Other materials	0	0	433	0	293
Subtotal: library materials	7,562	16,107	9,485	1,385	7,283
Furniture and equipment	2,078	1,417	1,915	0	1,119
Other operating expenses	22,427	22,533	4,341	628	20,007
Subtotal: miscellaneous	24,505	23,950	6,256	628	21,126
Total direct expenditures	45,634	98,531	37,511	7,549	70,828
Indirect costs	0	0	0	974	0
Total operating expenditures	45,634	98,531	37,511	8,523	70,828
Salaries & wages per capita	4.67	2.63	3.24	0.71	3.19
Materials expend. per capita	3.31	0.97	2.04	0.20	0.63
Total operating expend. per capita	19.99	5.94	8.07	1.26	6.17
Capital Outlay	0	0	0	0	0
% of Total Operating Expenses					
- Wages & benefits	30%	59%	58%	65%	60%
- Library materials	17%	16%	25%	16%	10%
- Miscellaneous other	54%	24%	17%	7%	30%
- Indirect costs	0%	0%	0%	11%	0%
Income by source (\$)					
City	34,312	24,776	26,111	3,000	70,168
County	10,588	64,710	600	2,400	0
School district	0	0	909	0	0
Subtotal: local gov't income	44,900	89,486	27,620	5,400	70,168
Foundation and corporate grants	0	0	0	0	0
Federal LSCA funds	0	0	0	0	0
Other federal funds	0	0	0	0	0
State funds	0	0	0	0	0
Other local income	734	9,045	9,891	1,739	1,733
Subtotal: all other income	734	9,045	9,891	1,739	1,733
Total income	45,634	98,531	37,511	7,139	71,901
Local gov't income per capita	19.67	5.39	5.94	0.80	6.12
Total income per capita	19.99	5.94	8.07	1.06	6.27

	Sunnyvale	Sweetwater	Taft	Tahoka	Taylor
Library Collection					
Books & serials - titles	14,474	43,936	22,115	10,400	.
Books & serials - items	14,474	48,086	22,235	10,400	34,549
Books & serials - items per capita	6.34	2.90	4.78	1.54	3.01
Uncataloged paperbacks - items	5,868	1,651	1,531	1,047	1,080
Government documents - items	0	0	0	35	0
Microforms - items	0	28	19	0	0
Audio materials - items	139	287	211	25	0
Films - items	0	0	57	0	0
Video materials - items	451	0	138	10	0
Machine readable materials - items	0	9	0	0	0
Other library materials - items	14	48	44	0	0
Total collection - titles	20,946	45,585	24,068	11,517	.
Total collection - items	20,946	50,109	24,235	11,517	35,629
Total collection - items per capita	9.17	3.02	5.21	1.70	3.11
Current subscriptions	16	89	16	5	32
Subscription per 1,000 population	7.01	5.36	3.44	0.74	2.79
Local Library Services					
Total library circulation	26,234	84,024	31,019	5,972	31,906
Circulations per capita	11.49	5.06	6.67	0.88	2.78
Circulations per paid staff member	51,439	22,112	31,019	11,268	11,002
Circulations per hour (overlapping)	26	36	19	6	19
Circulations per library visit	1.37	9.21	2.25	2.94	3.19
Standard loan period (days)	14	14	14	14	14
Collection turnover rate	1.25	1.68	1.28	0.52	0.90
Reference transactions	233	8,946	5,410	500	3,030
Reference transactions per capita	0.10	0.54	1.16	0.07	0.26
Library program attendance	414	1,100	8,611	45	1,600
Program attendance per capita	0.18	0.07	1.85	0.01	0.14
Number of library visits	19,215	9,121	13,814	2,031	10,000
Library visits per capita	8.42	0.55	2.97	0.30	0.87
Hours per week (non-overlapping)	20	41	34	21	33
Hours per week (overlapping)	19	45	32	21	32
Staffing (FTEs)					
Librarians with ALA-MLS	0.00	1.00	0.00	0.00	0.00
Other librarians	0.50	0.00	1.00	0.53	0.80
Other paid staff	0.01	2.80	0.00	0.00	2.10
Total paid staff	0.51	3.80	1.00	0.53	2.90
Population per ALA-MLS	.	16,594	.	.	.
Population per total paid staff	4,476	4,367	4,648	12,751	3,956
Head librarian's salary (\$)	9,635	15,420	21,770	4,766	12,240
Head librarian - hours per week	20	40	40	21	32
Total volunteer hours	0	0	1,500	150	150
Facilities					
Main library - square footage	0	8,000	3,900	0	9,015
Main + branches - square footage	0	8,000	3,900	0	9,015
Square footage per capita	0.00	0.48	0.84	0.00	0.79

Statistics by Library - 1991 (part 1)

City	Teague	Temple	Terrell	Texarkana	Texas City
System	CTLS	CTLS	NETLS	NETLS	HALS
County	Freestone	Bell	Kaufman	Bowie	Galveston
Legal establishment	City	City	City	City	City
Membership status (SFY 1993)	Member	Member	Member	Member	Member
Population served	7,950	46,109	36,791	31,656	40,822
Number of branches	0	0	0	0	0
Number of bookmobiles	0	1	0	0	0
Number of public service outlets	0	0	0	10	0
Expenditures (\$)					
Salaries and wages	23,064	280,594	112,931	197,463	269,088
Employee benefits	5,911	57,533	27,603	59,849	66,977
Subtotal: wages and benefits	28,975	338,127	140,534	257,312	336,065
Print materials	9,037	33,678	20,020	78,211	57,090
Serial subscriptions	1,089	7,528	2,000	10,616	16,663
Microforms	0	1,797	0	3,083	2,900
Audiovisual materials	200	3,736	904	3,670	5,728
Other materials	0	0	4,000	0	4,383
Subtotal: library materials	10,326	46,739	26,924	95,580	86,764
Furniture and equipment	0	0	0	9,198	0
Other operating expenses	6,385	72,654	29,711	105,241	38,842
Subtotal: miscellaneous	6,385	72,654	29,711	114,439	38,842
Total direct expenditures	45,686	457,520	197,169	467,331	461,671
Indirect costs	0	0	0	0	0
Total operating expenditures	45,686	457,520	197,169	467,331	461,671
Salaries & wages per capita	2.90	6.09	3.07	6.24	6.59
Materials expend. per capita	1.30	1.01	0.73	3.02	2.13
Total operating expend. per capita	5.75	9.92	5.36	14.76	11.31
Capital Outlay	0	47,459	0	567	164,761
% of Total Operating Expenses					
- Wages & benefits	63%	74%	71%	55%	73%
- Library materials	23%	10%	14%	20%	19%
- Miscellaneous other	14%	16%	15%	24%	8%
- Indirect costs	0%	0%	0%	0%	0%
Income by source (\$)					
City	34,766	455,209	148,398	358,383	451,410
County	5,000	0	48,772	0	0
School district	0	0	0	0	0
Subtotal: local gov't income	39,766	455,209	197,170	358,383	451,410
Foundation and corporat. grants	0	0	0	15,000	0
Federal LSCA funds	0	0	0	10,350	0
Other federal funds	0	0	0	0	0
State funds	0	0	0	30,568	0
Other local income	5,919	5,550	0	54,172	10,260
Subtotal: all other income	5,919	5,550	0	110,090	10,260
Total income	45,685	460,759	197,170	468,473	461,670
Local gov't income per capita	5.00	9.87	5.36	11.32	11.06
Total income per capita	5.75	9.99	5.36	14.80	11.31

	Teague	Temple	Terrell	Texarkana	Texas City
Library Collection					
Books & serials - titles	20,000	67,223	32,736	61,598	89,000
Books & serials - items	20,708	78,265	41,986	69,807	96,358
Books & serials - items per capita	2.60	1.70	1.14	2.21	2.36
Uncataloged paperbacks - items	10,603	.	5,843	0	5,198
Government documents - items	0	.	0	0	0
Microforms - items	0	2,823	2,005	1,767	1,700
Audio materials - items	300	664	852	1,950	2,922
Films - items	0	0	0	16	0
Video materials - items	129	1,375	429	973	603
Machine readable materials - items	0	23	4	24	50
Other library materials - items	0	805	0	262	0
Total collection - titles	30,929	69,535	37,628	64,934	97,745
Total collection - items	31,740	83,955	51,119	74,799	106,831
Total collection - items per capita	3.99	1.82	1.39	2.36	2.62
Current subscriptions	60	226	103	246	175
Subscription per 1,000 population	7.55	4.90	2.80	7.77	4.29
Local Library Services					
Total library circulation	51,389	212,138	75,583	189,749	209,607
Circulations per capita	6.46	4.60	2.05	5.99	5.13
Circulations per paid staff member	19,466	9,643	12,597	14,596	13,974
Circulations per hour (overlapping)	29	77	32	60	70
Circulations per library visit	1.17	1.08	1.89	1.03	1.55
Standard loan period (days)	14	21	14	14	21
Collection turnover rate	1.62	2.53	1.48	2.54	1.96
Reference transactions	10,900	23,400	4,614	19,097	18,292
Reference transactions per capita	1.37	0.51	0.13	0.60	0.45
Library program attendance	3,999	512	7,623	5,418	6,557
Program attendance per capita	0.50	0.01	0.21	0.17	0.16
Number of library visits	44,000	196,782	39,914	183,724	135,074
Library visits per capita	5.53	4.27	1.08	5.80	3.31
Hours per week (non-overlapping)	35	53	47	63	60
Hours per week (overlapping)	34	53	45	61	58
Staffing (FTEs)					
Librarians with ALA-MLS	0.00	3.00	1.00	2.00	3.00
Other librarians	0.88	1.00	0.00	1.00	3.00
Other paid staff	1.76	18.00	5.00	10.00	9.00
Total paid staff	2.64	22.00	6.00	13.00	15.00
Population per ALA-MLS	.	15,370	36,791	15,828	13,607
Population per total paid staff	3,011	2,096	6,132	2,435	2,721
Head librarian's salary (\$)	14,442	35,723	33,500	31,289	32,500
Head librarian - hours per week	35	40	40	40	40
Total volunteer hours	1,508	1,511	3,361	1,144	360
Facilities					
Main library - square footage	1,950	0	9,460	19,500	21,000
Main + branches - square footage	1,950	0	9,460	19,500	21,000
Square footage per capita	0.25	0.00	0.26	0.62	0.51

Statistics by Library - 1991 (part 1)

City	The Colony	Trinity	Tulia	Tyler	Universal City
System	NTLS	HALS	TPLS	NETLS	SAALS
County	Denton	Trinity	Swisher	Smith	Bexar
Legal establishment	City	City	County	City	City
Membership status (SFY 1993)	Member	Member	Member	Member	Member
Population served	26,232	8,149	8,133	75,450	13,057
Number of branches	0	0	0	0	0
Number of bookmobiles	0	0	0	1	0
Number of public service outlets	0	0	0	0	0

Expenditures (\$)

Salaries and wages	121,906	23,292	22,966	452,756	35,125
Employee benefits	27,909	4,809	7,971	115,707	3,412
Subtotal: wages and benefits	149,815	28,101	30,937	568,463	38,537
Print materials	10,412	2,909	9,438	52,268	4,855
Serial subscriptions	11,082	728	1,058	31,498	0
Microforms	2,142	0	0	0	0
Audiovisual materials	622	164	342	9,980	823
Other materials	0	0	628	0	0
Subtotal: library materials	24,258	3,801	11,466	93,746	5,678
Furniture and equipment	0	0	393	0	0
Other operating expenses	32,058	12,500	7,582	154,488	11,789
Subtotal: miscellaneous	32,058	12,500	7,975	154,488	11,789
Total direct expenditures	206,131	44,402	50,378	816,697	56,004
Indirect costs	0	0	0	0	0
Total operating expenditures	206,131	44,402	50,378	816,697	56,004
Salaries & wages per capita	4.65	2.86	2.82	6.00	2.69
Materials expend. per capita	0.92	0.47	1.41	1.24	0.43
Total operating expend. per capita	7.86	5.45	6.19	10.82	4.29
Capital Outlay	0	0	3,930	0	0
% of Total Operating Expenses					
- Wages & benefits	73%	63%	61%	70%	69%
- Library materials	12%	9%	23%	11%	10%
- Miscellaneous other	16%	28%	16%	19%	21%
- Indirect costs	0%	0%	0%	0%	0%

Income by source (\$)

City	168,992	42,680	5,000	816,698	54,437
County	37,139	500	45,378	0	0
School district	0	0	0	0	0
Subtotal: local gov't income	206,131	43,180	50,378	816,698	54,437
Foundation and corporate grants	0	0	0	0	0
Federal LSCA funds	0	0	0	0	0
Other federal funds	0	0	0	0	0
State funds	0	0	293	0	0
Other local income	0	3,129	4,460	0	1,567
Subtotal: all other income	0	3,129	4,754	0	1,567
Total income	206,131	46,309	55,132	816,698	56,004
Local gov't income per capita	7.86	5.30	6.19	10.82	4.17
Total income per capita	7.86	5.68	6.78	10.82	4.29

	The Colony	Trinity	Tulia	Tyler	Universal City
Library Collection					
Books & serials - titles	18,241	14,563	21,891	94,577	18,853
Books & serials - items	25,137	15,574	22,150	117,225	21,000
Books & serials - items per capita	0.96	1.91	2.72	1.55	1.61
Uncataloged paperbacks - items	1,574	3,710	3,150	0	6,121
Government documents - items	0	0	465	.	0
Microforms - items	12,234	55	4,189	14,431	0
Audio materials - items	409	37	332	5,903	1,087
Films - items	0	0	1	1,369	0
Video materials - items	118	127	0	981	263
Machine readable materials - items	2	41	0	0	0
Other library materials - items	47	0	0	2,725	1,000
Total collection - titles	22,329	18,251	29,942	102,748	27,324
Total collection - items	39,521	19,544	30,287	142,634	29,471
Total collection - items per capita	1.51	2.40	3.72	1.89	2.26
Current subscriptions	73	46	53	292	23
Subscription per 1,000 population	2.78	5.64	6.52	3.87	1.76
Local Library Services					
Total library circulation	82,874	33,299	23,300	254,167	36,734
Circulations per capita	3.16	4.09	2.86	3.37	2.81
Circulations per paid staff member	12,889	14,800	12,527	10,374	18,367
Circulations per hour (overlapping)	36	20	13	80	21
Circulations per library visit	1.49	1.56	.	1.63	1.50
Standard loan period (days)	14	14	14	14	14
Collection turnover rate	2.10	1.70	0.77	1.78	1.25
Reference transactions	18,000	1,479	1,180	17,353	3,201
Reference transactions per capita	0.69	0.18	0.15	0.23	0.25
Library program attendance	3,966	992	1,100	216	1,557
Program attendance per capita	0.15	0.12	0.14	0.00	0.12
Number of library visits	55,445	21,362	.	156,109	24,540
Library visits per capita	2.11	2.62	.	2.07	1.88
Hours per week (non-overlapping)	47	34	35	55	36
Hours per week (overlapping)	44	32	33	61	34
Staffing (FTEs)					
Librarians with ALA-MLS	3.00	0.00	0.00	6.50	1.00
Other librarians	0.00	1.00	0.78	0.00	0.60
Other paid staff	3.43	1.25	1.08	18.00	1.00
Total paid staff	6.43	2.25	1.86	24.50	2.00
Population per ALA-MLS	8,744	.	.	11,608	13,057
Population per total paid staff	4,080	3,622	4,373	3,080	6,529
Head librarian's salary (\$)	32,530	12,000	11,334	50,232	21,301
Head librarian - hours per week	40	40	31	40	40
Total volunteer hours	2,631	2,761	120	0	6,824
Facilities					
Main library - square footage	9,025	5,200	5,000	47,000	8,000
Main + branches - square footage	9,025	5,200	5,000	47,000	8,000
Square footage per capita	0.34	0.64	0.61	0.62	0.61

Statistics by Library - 1991 (part 1)

City	Uvalde	Van Alstyne	Van Horn	Vega	Vernon
System	SAALS	NETLS	TTPLS	TPLS	NTLS
County	Uvalde	Grayson	Culberson	Oldham	Wilbarger
Legal establishment	Non-profit	City	County	County	City-county
Membership status (SFY 1993)	Member	Member	Member	Member	Member
Population served	23,340	2,846	3,407	2,278	15,121
Number of branches	2	0	0	0	0
Number of bookmobiles	0	0	0	0	0
Number of public service outlets	0	0	0	2	0
Expenditures (\$)					
Salaries and wages	53,070	11,694	18,134	1	30,518
Employee benefits	10,867	1,336	492	0	8,470
Subtotal: wages and benefits	63,937	13,030	18,626	1	38,988
Print materials	16,127	396	8,688	1,517	11,253
Serial subscriptions	2,751	297	650	56	2,291
Microforms	0	0	0	0	0
Audiovisual materials	253	33	310	0	1,778
Other materials	0	780	0	0	0
Subtotal: library materials	19,131	1,506	9,648	1,573	15,322
Furniture and equipment	0	959	0	2,176	379
Other operating expenses	30,766	4,018	739	3,829	17,033
Subtotal: miscellaneous	30,766	4,977	739	6,005	17,412
Total direct expenditures	113,834	19,513	29,013	7,579	71,722
Indirect costs	0	0	0	0	0
Total operating expenditures	113,834	19,513	29,013	7,579	71,722
Salaries & wages per capita	2.27	4.11	5.32	0.00	2.02
Materials expend. per capita	0.82	0.53	2.83	0.69	1.01
Total operating expend. per capita	4.88	6.86	8.52	3.33	4.74
Capital Outlay	0	0	0	4,207	0
% of Total Operating Expenses					
- Wages & benefits	56%	67%	64%	0%	54%
- Library materials	17%	8%	33%	21%	21%
- Miscellaneous other	27%	26%	3%	79%	24%
- Indirect costs	0%	0%	0%	0%	0%
Income by source (\$)					
City	49,702	16,004	13,500	500	29,444
County	39,958	1,500	13,500	2,500	29,444
School district	0	0	0	500	0
Subtotal: local gov't income	89,660	17,504	27,000	3,500	58,888
Foundation and corporate grants	1,000	0	0	0	0
Federal LSCA funds	0	0	0	0	0
Other federal funds	0	0	0	0	0
State funds	300	294	0	0	0
Other local income	32,857	1,833	500	3,420	14,086
Subtotal: all other income	34,157	2,127	500	3,420	14,086
Total income	123,817	19,631	27,500	6,920	72,974
Local gov't income per capita	3.84	6.15	7.92	1.54	3.89
Total income per capita	5.30	6.90	8.07	3.04	4.83

	Uvalde	Van Alstyne	Van Horn	Vega	Vernon
Library Collection					
Books & serials - titles	40,624	13,810	13,929	10,300	25,930
Books & serials - items	44,930	14,610	14,035	10,520	26,361
Books & serials - items per capita	1.93	5.13	4.12	4.62	1.74
Uncataloged paperbacks - items	14,808	1,400	1,448	1,400	481
Government documents - items	100	0	0	0	50
Microforms - items	89	3	10	0	0
Audio materials - items	435	874	780	62	371
Films - items	1	0	0	0	23
Video materials - items	300	243	0	6	950
Machine readable materials - items	0	0	0	0	17
Other library materials - items	52	0	0	0	10
Total collection - titles	54,962	16,330	16,167	11,767	27,663
Total collection - items	60,715	17,130	16,273	11,988	28,263
Total collection - items per capita	2.60	6.02	4.78	5.26	1.87
Current subscriptions	79	14	.	7	80
Subscription per 1,000 population	3.38	4.92	.	3.07	5.29
Local Library Services					
Total library circulation	74,129	14,277	13,092	3,760	61,358
Circulations per capita	3.18	5.02	3.84	1.65	4.06
Circulations per paid staff member	20,591	11,422	6,680	7,520	20,453
Circulations per hour (overlapping)	17	7	7	3	41
Circulations per library visit	0.99	1.56	1.65	1.18	0.91
Standard loan period (days)	14	14	14	14	14
Collection turnover rate	1.22	0.83	0.80	0.31	2.17
Reference transactions	3,490	113	905	16	2,225
Reference transactions per capita	0.15	0.04	0.27	0.01	0.15
Library program attendance	3,764	85	513	600	1,950
Program attendance per capita	0.16	0.03	0.15	0.26	0.13
Number of library visits	74,857	9,152	7,940	3,200	67,230
Library visits per capita	3.21	3.22	2.33	1.40	4.45
Hours per week (non-overlapping)	48	43	35	22	30
Hours per week (overlapping)	84	42	37	21	29
Staffing (FTEs)					
Librarians with ALA-MLS	0.00	0.00	0.00	0.00	0.00
Other librarians	1.50	1.00	0.98	0.50	0.75
Other paid staff	2.10	0.25	0.98	0.00	2.25
Total paid staff	3.60	1.25	1.96	0.50	3.00
Population per ALA-MLS
Population per total paid staff	6,483	2,277	1,738	4,556	5,040
Head librarian's salary (\$)	16,200	9,734	9,400	1	14,924
Head librarian - hours per week	30	40	38	20	30
Total volunteer hours	1,420	1,487	20	2,616	320
Facilities					
Main library - square footage	10,000	1,250	1,400	2,596	7,700
Main + branches - square footage	11,000	1,250	1,400	2,596	7,700
Square footage per capita	0.47	0.44	0.41	1.14	0.51

Statistics by Library - 1991 (part 1)

City	Victoria	Vidor	Waco	Wallis	Watauga
System	STLS	HALS	CTLS	HALS	NTLS
County	Victoria	Orange	McLennan	Austin	Tarrant
Legal establishment	City	City	City	County	City
Membership status (SFY 1993)	Member	Member	Member	Member	Member
Population served	74,361	10,935	172,942	9,185	20,009
Number of branches	0	0	3	2	0
Number of bookmobiles	0	0	0	0	0
Number of public service outlets	0	1	0	0	0
Expenditures (\$)					
Salaries and wages	479,929	39,011	709,771	30,740	93,441
Employee benefits	133,906	11,804	155,202	10,533	8,196
Subtotal: wages and benefits	613,835	50,815	864,973	41,273	101,637
Print materials	84,744	11,000	152,793	6,007	9,223
Serial subscriptions	39,148	100	21,255	808	1,756
Microforms	0	0	0	30	0
Audiovisual materials	0	2,000	5,700	540	801
Other materials	0	409	2,908	0	0
Subtotal: library materials	123,892	13,509	182,656	7,385	11,780
Furniture and equipment	4,350	0	0	233	4,535
Other operating expenses	297,413	7,215	170,286	5,296	16,164
Subtotal: miscellaneous	301,763	7,215	170,286	5,529	20,699
Total direct expenditures	1,039,490	71,539	1,217,915	54,187	134,116
Indirect costs	0	0	0	0	0
Total operating expenditures	1,039,490	71,539	1,217,915	54,187	134,116
Salaries & wages per capita	6.45	3.57	4.10	3.35	4.67
Materials expend. per capita	1.67	1.24	1.06	0.80	0.59
Total operating expend. per capita	13.98	6.54	7.04	5.90	6.70
Capital Outlay	54,523	0	0	1,195	11,717
% of Total Operating Expenses					
- Wages & benefits	59%	71%	71%	76%	76%
- Library materials	12%	19%	15%	14%	9%
- Miscellaneous other	29%	10%	14%	10%	15%
- Indirect costs	0%	0%	0%	0%	0%
Income by source (\$)					
City	581,913	71,539	998,510	0	134,116
County	457,577	0	200,000	52,983	0
School district	0	0	0	0	0
Subtotal: local gov't income	1,039,490	71,539	1,198,510	52,983	134,116
Foundation and corporate grants	0	0	6,000	0	0
Federal LSCA funds	0	0	8,996	0	0
Other federal funds	0	0	0	0	0
State funds	0	0	0	0	0
Other local income	0	3,800	4,409	1,850	0
Subtotal: all other income	0	3,800	19,405	1,850	0
Total income	1,039,490	75,339	1,217,915	54,833	134,116
Local gov't income per capita	13.98	6.54	6.93	5.77	6.70
Total income per capita	13.98	6.89	7.04	5.97	6.70

	Victoria	Vidor	Waco	Wallis	Watauga
Library Collection					
Books & serials - titles	102,756	30,800	220,000	19,111	21,266
Books & serials - items	128,359	35,000	304,475	20,387	21,581
Books & serials - items per capita	1.73	3.20	1.76	2.22	1.08
Uncataloged paperbacks - items	8,589	1,900	27,448	2,475	525
Government documents - items	0	0	0	0	.
Microforms - items	11,285	0	21,988	0	0
Audio materials - items	4,215	275	6,509	297	87
Films - items	0	12	323	0	0
Video materials - items	332	870	1,684	349	465
Machine readable materials - items	130	0	10	0	0
Other library materials - items	87	110	29,463	142	2
Total collection - titles	114,581	33,667	271,281	22,338	22,328
Total collection - items	152,998	38,167	391,900	23,650	22,660
Total collection - items per capita	2.05	3.49	2.27	2.57	1.13
Current subscriptions	392	29	589	32	70
Subscription per 1,000 population	5.27	2.65	3.41	3.48	3.50
Local Library Services					
Total library circulation	361,147	73,082	505,961	20,836	68,800
Circulations per capita	4.86	6.68	2.93	2.27	3.44
Circulations per paid staff member	13,628	16,878	14,666	8,682	14,333
Circulations per hour (overlapping)	124	33	51	6	33
Circulations per library visit	1.74	1.83	1.53	1.26	0.76
Standard loan period (days)	21	21	21	14	14
Collection turnover rate	2.36	1.91	1.29	0.88	3.04
Reference transactions	83,732	3,868	111,151	230	21,000
Reference transactions per capita	1.13	0.35	0.64	0.03	1.05
Library program attendance	7,783	2,900	15,819	1,102	3,840
Program attendance per capita	0.10	0.27	0.09	0.12	0.19
Number of library visits	207,081	40,000	331,309	16,516	90,700
Library visits per capita	2.78	3.66	1.92	1.80	4.53
Hours per week (non-overlapping)	58	45	70	42	45
Hours per week (overlapping)	56	43	190	68	40
Staffing (FTEs)					
Librarians with ALA-MLS	7.00	0.00	8.00	0.00	1.00
Other librarians	0.00	3.00	7.50	0.80	0.60
Other paid staff	19.50	1.33	19.00	1.60	3.20
Total paid staff	26.50	4.33	34.50	2.40	4.80
Population per ALA-MLS	10,623	.	21,618	.	20,009
Population per total paid staff	2,806	2,525	5,013	3,827	4,169
Head librarian's salary (\$)	47,775	17,128	58,044	14,126	27,161
Head librarian - hours per week	40	40	40	32	40
Total volunteer hours	2,819	850	3,095	1,197	464
Facilities					
Main library - square footage	33,000	2,400	12,815	2,025	15,000
Main + branches - square footage	33,000	2,400	47,815	2,625	15,000
Square footage per capita	0.44	0.22	0.28	0.29	0.75

Statistics by Library - 1991 (part 1)

City	Waxahachie	Weatherford	Weimar	Wellington	Weslaco
System	NETLS	NTLS	HALS	TPLS	STLS
County	Ellis	Parker	Colorado	Collingsworth	Hidalgo
Legal establishment	Trust	City	Non-profit	County	FLS
Membership status (SFY 1993)	Member	Member	Member	Member	Member
Population served	18,168	57,971	3,103	3,573	35,531
Number of branches	0	0	0	0	0
Number of bookmobiles	0	0	0	0	0
Number of public service outlets	0	2	0	1	1
Expenditures (\$)					
Salaries and wages	162,929	219,908	1,270	41,955	194,590
Employee benefits	17,394	49,772	0	5,492	45,173
Subtotal: wages and benefits	180,323	269,680	1,270	47,447	239,763
Print materials	43,257	40,100	8,571	10,803	6,589
Serial subscriptions	8,575	4,750	682	4,141	1,718
Microforms	325	1,200	0	0	0
Audiovisual materials	1,668	5,400	1,793	2,148	1,231
Other materials	0	200	0	0	169
Subtotal: library materials	53,825	51,650	11,046	17,092	9,707
Furniture and equipment	2,159	0	0	4,635	0
Other operating expenses	67,077	74,929	6,569	25,428	93,691
Subtotal: miscellaneous	69,236	74,929	6,569	30,063	93,691
Total direct expenditures	303,384	396,259	18,885	94,602	343,161
Indirect costs	0	0	1,650	0	0
Total operating expenditures	303,384	396,259	20,535	94,602	343,161
Salaries & wages per capita	8.97	3.79	0.41	11.74	5.48
Materials expend. per capita	2.96	0.89	3.56	4.78	0.27
Total operating expend. per capita	16.70	6.84	6.62	26.48	9.66
Capital Outlay	12,684	807,300	0	950	0
% of Total Operating Expenses					
- Wages & benefits	59%	68%	6%	50%	70%
- Library materials	18%	13%	54%	18%	3%
- Miscellaneous other	23%	19%	32%	32%	27%
- Indirect costs	0%	0%	8%	0%	0%
Income by source (\$)					
City	239,209	359,559	5,205	0	337,108
County	0	35,000	4,804	2,500	5,446
School district	0	0	0	69,223	0
Subtotal: local gov't income	239,209	394,559	10,009	71,723	342,554
Foundation and corporate grants	0	0	0	0	0
Federal LSCA funds	0	0	0	0	0
Other federal funds	0	0	0	0	0
State funds	0	0	0	0	0
Other local income	105,327	1,700	10,521	35,110	607
Subtotal: all other income	105,327	1,700	10,521	35,110	607
Total income	344,536	396,259	20,530	106,833	343,161
Local gov't income per capita	13.17	6.81	3.23	20.07	9.64
Total income per capita	18.96	6.84	6.62	29.90	9.66

	Waxahachie	Weatherford	Weimar	Wellington	Weslaco
Library Collection					
Books & serials - titles	70,173	57,391	19,740	20,510	40,416
Books & serials - items	78,426	60,259	21,540	20,714	42,703
Books & serials - items per capita	4.32	1.04	6.94	5.80	1.20
Uncataloged paperbacks - items	7,208	0	250	0	886
Government documents - items	.	0	0	0	0
Microforms - items	124,885	14,274	0	537	329
Audio materials - items	2,929	2,013	100	191	3,063
Films - items	0	0	0	18	1,046
Video materials - items	980	812	568	205	1,124
Machine readable materials - items	89	0	0	12	141
Other library materials - items	760	45	0	336	954
Total collection - titles	81,335	71,799	20,577	21,213	45,176
Total collection - items	215,277	77,403	22,458	22,013	50,246
Total collection - items per capita	11.85	1.34	7.24	6.16	1.41
Current subscriptions	189	194	10	108	104
Subscription per 1,000 population	10.40	3.35	3.22	30.23	2.93
Local Library Services					
Total library circulation	164,598	264,533	18,835	13,364	163,453
Circulations per capita	9.06	4.56	6.07	3.74	4.60
Circulations per paid staff member	14,963	21,163	16,237	4,860	13,621
Circulations per hour (overlapping)	71	112	15	5	81
Circulations per library visit	1.44	6.00	1.09	1.10	1.27
Standard loan period (days)	21	14	14	14	14
Collection turnover rate	0.76	3.42	0.84	0.61	3.25
Reference transactions	5,128	9,658	923	1,536	10,815
Reference transactions per capita	0.28	0.17	0.30	0.43	0.30
Library program attendance	4,992	9,787	725	3,836	16,338
Program attendance per capita	0.27	0.17	0.23	1.07	0.46
Number of library visits	114,045	44,104	17,273	12,138	128,897
Library visits per capita	6.28	0.76	5.57	3.40	3.63
Hours per week (non-overlapping)	45	48	24	54	40
Hours per week (overlapping)	44	46	24	48	39
Staffing (FTEs)					
Librarians with ALA-MLS	1.00	2.00	0.00	0.00	1.00
Other librarians	3.00	4.50	1.00	1.00	0.00
Other paid staff	7.00	6.00	0.16	1.75	11.00
Total paid staff	11.00	12.50	1.16	2.75	12.00
Population per ALA-MLS	18,168	28,986	.	.	35,531
Population per total paid staff	1,652	4,638	2,675	1,299	2,961
Head librarian's salary (\$)	29,000	33,570	2	24,208	26,500
Head librarian - hours per week	40	40	40	40	40
Total volunteer hours	1,056	1,907	2,147	0	3,999
Facilities					
Main library - square footage	14,000	7,290	2,800	8,500	25,500
Main + branches - square footage	14,000	7,290	2,800	8,500	25,500
Square footage per capita	0.77	0.13	0.90	2.38	0.72

Statistics by Library - 1991 (part 1)

City	West	West Tawakoni	Wharton	Wheeler	White Settlement
System	CTLS	NETLS	HALS	TPLS	NLS
County	McLennan	Hunt	Wharton	Wheeler	Tarrant
Legal establishment	City	Non-profit	County	City	City
Membership status (SFY 1993)	Member	Member	Member	Member	Member
Population served	2,515	4,377	39,955	2,226	15,472
Number of branches	0	0	3	0	0
Number of bookmobiles	0	0	0	0	0
Number of public service outlets	0	0	0	3	0
Expenditures (\$)					
Salaries and wages	4,771	5,164	237,280	7,907	116,688
Employee benefits	365	395	62,361	0	26,378
Subtotal: wages and benefits	5,136	5,559	299,641	7,907	143,066
Print materials	6,669	1,122	42,160	3,692	12,295
Serial subscriptions	0	0	4,930	0	1,062
Microforms	0	0	0	0	0
Audiovisual materials	0	84	2,323	0	1,316
Other materials	0	0	0	0	0
Subtotal: library materials	6,669	1,206	49,413	3,692	14,673
Furniture and equipment	0	0	0	0	1,250
Other operating expenses	4,544	2,233	59,242	3,787	22,267
Subtotal: miscellaneous	4,544	2,233	59,242	3,787	23,517
Total direct expenditures	16,349	8,998	408,296	15,386	181,256
Indirect costs	0	0	0	0	0
Total operating expenditures	16,349	8,998	408,296	15,386	181,256
Salaries & wages per capita	1.90	1.18	5.94	3.55	7.54
Materials expend. per capita	2.65	0.28	1.24	1.66	0.95
Total operating expend. per capita	6.50	2.06	10.22	6.91	11.72
Capital Outlay	0	0	14,975	100	0
% of Total Operating Expenses					
- Wages & benefits	31%	62%	73%	51%	79%
- Library materials	41%	13%	12%	24%	8%
- Miscellaneous other	28%	25%	15%	25%	13%
- Indirect costs	0%	0%	0%	0%	0%
Income by source (\$)					
City	2,500	1,000	0	7,387	181,256
County	0	2,496	418,911	3,400	0
School district	0	0	0	0	0
Subtotal: local gov't income	2,500	3,496	418,911	10,787	181,256
Foundation and corporate grants	0	0	0	0	0
Federal LSCA funds	0	0	0	0	0
Other federal funds	0	0	0	0	0
State funds	0	0	0	0	0
Other local income	18,209	6,377	5,883	4,599	1,169
Subtotal: all other income	18,209	6,377	5,883	4,599	1,169
Total income	20,709	9,873	424,794	15,386	182,425
Local gov't income per capita	0.99	0.80	10.48	4.85	11.72
Total income per capita	8.23	2.26	10.63	6.91	11.79

	West	West Tawakoni	Wharton	Wheeler	White Settlement
Library Collection					
Books & serials - titles	14,567	7,357	36,839	14,456	41,790
Books & serials - items	14,930	7,558	78,224	14,456	42,354
Books & serials - items per capita	5.94	1.73	1.96	6.49	2.74
Uncataloged paperbacks - items	5,000	1,119	4,082	4,653	4,298
Government documents - items	0	0	0	0	0
Microforms - items	0	0	3,800	0	0
Audio materials - items	43	0	747	0	1,271
Films - items	5	0	3	0	0
Video materials - items	34	209	660	0	471
Machine readable materials - items	5	0	0	0	0
Other library materials - items	0	0	597	0	39
Total collection - titles	19,651	8,602	41,624	19,109	47,452
Total collection - items	20,017	8,886	88,113	19,109	48,433
Total collection - items per capita	7.96	2.03	2.21	8.58	3.13
Current subscriptions	1	1	194	.	55
Subscription per 1,000 population	0.40	0.23	4.86	.	3.55
Local Library Services					
Total library circulation	22,142	18,612	236,845	10,760	98,524
Circulations per capita	8.80	4.25	5.93	4.83	6.37
Circulations per paid staff member	44,284	31,020	17,039	11,956	14,596
Circulations per hour (overlapping)	22	15	34	8	46
Circulations per library visit	4.11	3.32	1.47	2.83	1.50
Standard loan period (days)	14	14	14	14	14
Collection turnover rate	1.11	2.09	2.69	0.56	2.03
Reference transactions	812	1,132	12,896	259	6,054
Reference transactions per capita	0.32	0.26	0.32	0.12	0.39
Library program attendance	1,214	192	20,624	112	5,747
Program attendance per capita	0.48	0.04	0.52	0.05	0.37
Number of library visits	5,392	5,610	160,957	3,808	65,740
Library visits per capita	2.14	1.28	4.03	1.71	4.25
Hours per week (non-overlapping)	20	24	58	27	43
Hours per week (overlapping)	19	24	135	26	42
Staffing (FTEs)					
Librarians with ALA-MLS	0.00	0.00	1.00	0.00	0.00
Other librarians	0.50	0.60	1.00	0.68	1.00
Other paid staff	0.00	0.00	11.90	0.22	5.75
Total paid staff	0.50	0.60	13.90	0.90	6.75
Population per ALA-MLS	.	.	39,955	.	.
Population per total paid staff	5,030	7,295	2,874	2,473	2,292
Head librarian's salary (\$)	4,771	5,164	25,836	5,249	33,360
Head librarian - hours per week	20	24	40	27	40
Total volunteer hours	0	120	832	300	75
Facilities					
Main library - square footage	5,000	640	4,508	4,100	0
Main + branches - square footage	5,000	640	12,396	4,100	0
Square footage per capita	1.99	0.15	0.31	1.84	0.00

Statistics by Library - 1991 (part 1)

City	Whitehouse	Whitesboro	Whitewright	Whitney	Wichita Falls
System	NETLS	NETLS	NETLS	CTLS	NTLS
County	Smith	Grayson	Grayson	Hill	Wichita
Legal establishment	City	City	City	Non-profit	City
Membership status (SFY 1993)	Member	Member	Member	Member	Member
Population served	4,032	4,369	2,332	1,626	96,259
Number of branches	0	0	0	0	0
Number of bookmobiles	0	0	0	0	0
Number of public service outlets	0	0	0	0	0
Expenditures (\$)					
Salaries and wages	7,920	26,509	12,820	2	315,034
Employee benefits	0	7,061	1,778	0	62,686
Subtotal: wages and benefits	7,920	33,570	14,598	2	377,720
Print materials	444	2,461	1,795	2,547	118,000
Serial subscriptions	102	677	285	0	14,698
Microforms	0	0	38	0	2,340
Audiovisual materials	75	362	438	0	2,169
Other materials	0	0	0	0	0
Subtotal: library materials	621	3,500	2,556	2,547	137,207
Furniture and equipment	0	197	717	142	54,537
Other operating expenses	0	5,515	2,981	2,431	70,690
Subtotal: miscellaneous	0	5,712	3,698	2,573	125,227
Total direct expenditures	8,541	42,782	20,852	5,122	640,154
Indirect costs	0	0	0	0	0
Total operating expenditures	8,541	42,782	20,852	5,122	640,154
Salaries & wages per capita	1.96	6.07	5.50	0.00	3.27
Materials expend. per capita	0.15	0.80	1.10	1.57	1.43
Total operating expend. per capita	2.12	9.79	8.94	3.15	6.65
Capital Outlay	0	0	0	1,979	0
% of Total Operating Expenses					
- Wages & benefits	93%	78%	70%	0%	59%
- Library materials	7%	8%	12%	50%	21%
- Miscellaneous other	0%	13%	18%	50%	20%
- Indirect costs	0%	0%	0%	0%	0%
Income by source (\$)					
City	3,480	42,782	14,598	3,148	616,816
County	0	1,996	1,500	0	0
School district	0	0	0	0	0
Subtotal: local gov't income	3,480	44,778	16,098	3,148	616,816
Foundation and corporate grants	0	0	0	0	12,500
Federal LSCA funds	0	0	0	0	0
Other federal funds	0	0	0	0	0
State funds	0	0	0	0	0
Other local income	5,060	3,090	5,959	4,825	10,838
Subtotal: all other income	5,060	3,090	5,959	4,825	23,338
Total income	8,540	47,868	22,057	7,973	640,154
Local gov't income per capita	0.86	10.25	6.90	1.94	6.41
Total income per capita	2.12	10.96	9.46	4.90	6.65

	Whitehouse	Whitesboro	Whitewright	Whitney	Wichita Falls
Library Collection					
Books & serials - titles	8,798	16,840	16,305	7,367	84,226
Books & serials - items	11,144	18,347	18,408	7,572	100,871
Books & serials - items per capita	2.76	4.20	7.89	4.66	1.05
Uncataloged paperbacks - items	1,750	1,574	832	1,059	1,649
Government documents - items	0	0	.	0	1,228
Microforms - items	0	45	136	0	43,274
Audio materials - items	56	433	252	0	3,079
Films - items	0	88	0	0	0
Video materials - items	272	151	362	0	952
Machine readable materials - items	5	0	310	0	13
Other library materials - items	2,000	595	230	0	0
Total collection - titles	10,930	19,726	17,861	8,426	90,581
Total collection - items	15,227	21,233	20,530	8,631	151,066
Total collection - items per capita	3.78	4.86	8.80	5.31	1.57
Current subscriptions	3	27	24	1	437
Subscription per 1,000 population	0.74	6.18	10.29	0.62	4.54
Local Library Services					
Total library circulation	14,025	30,765	17,120	14,858	245,597
Circulations per capita	3.48	7.04	7.34	9.14	2.55
Circulations per paid staff member	18,700	15,081	9,783	29,716	14,034
Circulations per hour (overlapping)	7	15	10	8	84
Circulations per library visit	1.16	2.00	1.21	2.26	1.19
Standard loan period (days)	14	14	14	21	14
Collection turnover rate	0.92	1.45	0.83	1.72	1.63
Reference transactions	5,280	864	80	687	13,217
Reference transactions per capita	1.31	0.20	0.03	0.42	0.14
Library program attendance	1,011	1,603	1,382	256	9,403
Program attendance per capita	0.25	0.37	0.59	0.16	0.10
Number of library visits	12,053	15,395	14,111	6,588	205,615
Library visits per capita	2.99	3.52	6.05	4.05	2.14
Hours per week (non-overlapping)	32	44	35	36	57
Hours per week (overlapping)	39	41	34	35	56
Staffing (FTEs)					
Librarians with ALA-MLS	0.75	0.00	0.00	0.50	5.00
Other librarians	0.00	0.84	0.50	0.00	3.00
Other paid staff	0.00	1.20	1.25	0.00	9.50
Total paid staff	0.75	2.04	1.75	0.50	17.50
Population per ALA-MLS	5,376	.	.	3,252	19,252
Population per total paid staff	5,376	2,142	1,333	3,252	5,501
Head librarian's salary (\$)	7,920	12,409	1,365	2	35,582
Head librarian - hours per week	30	33	20	20	40
Total volunteer hours	2,160	45	832	3,438	1,210
Facilities					
Main library - square footage	5,000	1,920	1,250	200	19,345
Main + branches - square footage	5,000	1,920	1,250	200	19,345
Square footage per capita	1.24	0.44	0.54	0.12	0.20

Statistics by Library - 1991 (part 1)

City	Wilmer	Wimberley	Winnsboro	Winters	Wolfe City
System	NETLS	CTLS	NETLS	BCLS	NETLS
County	Dallas	Hays	Wood	Runnels	Hunt
Legal establishment	City	Non-profit	City	Non-profit	Non-profit
Membership status (SFY 1993)	Member	Member	Member	Member	Member
Population served	2,540	10,213	16,279	4,769	2,874
Number of branches	0	0	0	0	0
Number of bookmobiles	0	0	0	0	0
Number of public service outlets	0	0	0	0	0
Expenditures (\$)					
Salaries and wages	20,348	7,897	29,494	3,843	4,713
Employee benefits	1,898	604	9,543	300	0
Subtotal: wages and benefits	22,246	8,501	39,037	4,143	4,713
Print materials	4,861	5,170	3,200	600	559
Serial subscriptions	0	162	214	0	12
Microforms	0	0	65	0	0
Audiovisual materials	0	127	562	0	0
Other materials	0	65	0	0	0
Subtotal: library materials	4,861	5,524	4,041	600	571
Furniture and equipment	1,011	0	0	56	0
Other operating expenses	9,758	7,193	11,638	2,490	1,841
Subtotal: miscellaneous	10,769	7,193	11,638	2,546	1,841
Total direct expenditures	37,876	21,218	54,716	7,289	7,125
Indirect costs	0	0	0	0	0
Total operating expenditures	37,876	21,218	54,716	7,289	7,125
Salaries & wages per capita	8.01	0.77	1.81	0.81	1.64
Materials expend. per capita	1.91	0.54	0.25	0.13	0.20
Total operating expend. per capita	14.91	2.08	3.36	1.53	2.48
Capital Outlay	0	754	7,024	0	0
% of Total Operating Expenses					
- Wages & benefits	59%	40%	71%	57%	66%
- Library materials	13%	26%	7%	8%	8%
- Miscellaneous other	28%	34%	21%	35%	26%
- Indirect costs	0%	0%	0%	0%	0%
Income by source (\$)					
City	28,612	0	54,717	800	3,000
County	9,264	6,300	7,500	2,100	2,496
School district	0	0	0	0	0
Subtotal: local gov't income	37,876	6,300	62,217	2,900	5,496
Foundation and corporate grants	0	0	0	0	0
Federal LSCA funds	0	0	0	0	0
Other federal funds	0	0	0	0	0
State funds	0	0	0	0	0
Other local income	699	17,737	0	4,064	1,629
Subtotal: all other income	699	17,737	0	4,064	1,629
Total income	38,575	24,037	62,217	6,964	7,125
Local gov't income per capita	14.91	0.62	3.82	0.61	1.91
Total income per capita	15.19	2.35	3.82	1.46	2.48

	Wilmer	Wimberley	Winnsboro	Winters	Wolfe City
Library Collection					
Books & serials - titles	.	.	16,045	10,232	11,091
Books & serials - items	15,138	9,243	18,128	10,741	11,832
Books & serials - items per capita	5.96	0.91	1.11	2.25	4.12
Uncataloged paperbacks - items	1,625	2,050	3,200	400	1,183
Government documents - items	0	0	0	0	0
Microforms - items	0	0	163	0	0
Audio materials - items	323	20	246	0	83
Films - items	64	16	0	0	0
Video materials - items	368	12	508	2	18
Machine readable materials - items	33	0	0	0	0
Other library materials - items	0	0	0	0	3
Total collection - titles	.	.	19,998	10,634	12,270
Total collection - items	17,551	11,341	22,245	11,143	13,119
Total collection - items per capita	6.91	1.11	1.37	2.34	4.55
Current subscriptions	8	5	20	5	5
Subscription per 1,000 population	3.15	0.49	1.23	1.05	1.74
Local Library Services					
Total library circulation	11,007	13,248	55,119	17,567	6,944
Circulations per capita	4.33	1.30	3.39	3.68	2.42
Circulations per paid staff member	3,286	17,664	27,560	35,134	10,212
Circulations per hour (overlapping)	7	9	30	11	5
Circulations per library visit	11.01	1.27	1.49	22.67	1.87
Standard loan period (days)	18	21	14	14	14
Collection turnover rate	0.63	1.17	2.48	1.58	0.53
Reference transactions	3,000	150	4,268	591	318
Reference transactions per capita	1.18	0.01	0.26	0.12	0.11
Library program attendance	177	42	579	275	868
Program attendance per capita	0.07	0.00	0.04	0.06	0.30
Number of library visits	1,000	10,452	37,354	775	3,704
Library visits per capita	0.39	1.02	2.28	0.16	1.29
Hours per week (non-overlapping)	30	30	36	30	28
Hours per week (overlapping)	29	27	35	29	27
Staffing (FTEs)					
Librarians with ALA-MLS	0.00	0.00	0.00	0.00	0.53
Other librarians	1.75	0.75	1.00	0.50	0.00
Other paid staff	1.60	0.00	1.00	0.00	0.15
Total paid staff	3.35	0.75	2.00	0.50	0.68
Population per ALA-MLS	5,423
Population per total paid staff	758	13,617	8,140	9,538	4,226
Head librarian's salary (\$)	20,348	7,897	17,805	4,143	3,271
Head librarian - hours per week	30	30	40	20	21
Total volunteer hours	330	2,714	2,276	1,625	1,898
Facilities					
Main library - square footage	1,595	3,666	6,000	1,450	0
Main + branches - square footage	1,595	3,666	6,000	1,450	0
Square footage per capita	0.63	0.36	0.37	0.30	0.00

Statistics by Library - 1991 (part 1)

City	Wolfforth	Woodville	Wylie	Yoakum	Yorktown
System	WTLS	HALS	NETLS	STLS	STLS
County	Lubbock	Tyler	Collin	DeWitt	DeWitt
Legal establishment	City	Interlocal	City	City	City
Membership status (SFY 1993)	Non-member	Member	Member	Member	Member
Population served	2,195	16,646	11,029	5,611	2,207
Number of branches	0	0	0	0	0
Number of bookmobiles	0	0	0	0	0
Number of public service outlets	0	2	0	0	0
Expenditures (\$)					
Salaries and wages	6,870	30,827	50,410	22,384	8,756
Employee benefits	958	1,164	7,573	6,314	3,350
Subtotal: wages and benefits	7,828	31,991	57,983	28,698	12,106
Print materials	1,575	3,666	2,032	0	245
Serial subscriptions	25	700	915	174	0
Microforms	0	0	0	0	0
Audiovisual materials	0	596	630	0	0
Other materials	0	0	1,150	1,928	0
Subtotal: library materials	1,600	4,962	4,727	2,102	245
Furniture and equipment	0	398	0	1,613	0
Other operating expenses	7,458	15,754	4,666	11,203	7,250
Subtotal: miscellaneous	7,458	16,152	4,666	12,816	7,250
Total direct expenditures	16,886	53,105	67,376	43,616	19,601
Indirect costs	0	0	0	0	0
Total operating expenditures	16,886	53,105	67,376	43,616	19,601
Salaries & wages per capita	3.13	1.85	4.57	3.99	3.97
Materials expend. per capita	0.73	0.30	0.43	0.37	0.11
Total operating expend. per capita	7.69	3.19	6.11	7.77	8.88
Capital Outlay	2,450	0	0	221,140	0
% of Total Operating Expenses					
- Wages & benefits	46%	60%	36%	66%	62%
- Library materials	9%	9%	7%	5%	1%
- Miscellaneous other	44%	30%	7%	29%	37%
- Indirect costs	0%	0%	0%	0%	0%
Income by source (\$)					
City	10,965	7,500	63,645	43,615	18,659
County	6,181	20,000	3,730	0	0
School district	0	13,407	0	0	0
Subtotal: local gov't income	17,146	40,907	67,375	43,615	18,659
Foundation and corporate grants	0	0	0	0	0
Federal LSCA funds	0	0	0	0	0
Other federal funds	0	0	0	0	0
State funds	0	0	0	0	0
Other local income	25	7,032	0	0	942
Subtotal: all other income	25	7,032	0	0	942
Total income	17,171	47,939	67,375	43,615	19,601
Local gov't income per capita	7.81	2.46	6.11	7.77	8.45
Total income per capita	7.82	2.88	6.11	7.77	8.88

	Wolfforth	Woodville	Wylie	Yoakum	Yorktown
Library Collection					
Books & serials - titles	5,765	39,605	.	.	15,145
Books & serials - items	6,442	69,453	17,426	16,800	15,787
Books & serials - items per capita	2.93	4.17	1.58	2.99	7.15
Uncataloged paperbacks - items	3,980	825	641	1,676	2,000
Government documents - items	0	0	0	0	0
Microforms - items	0	0	0	0	4
Audio materials - items	0	89	261	125	249
Films - items	0	0	0	0	87
Video materials - items	0	265	379	175	160
Machine readable materials - items	0	0	0	0	35
Other library materials - items	0	0	38	0	80
Total collection - titles	9,480	40,784	.	.	17,401
Total collection - items	10,422	70,632	18,745	18,776	18,402
Total collection - items per capita	4.75	4.24	1.70	3.35	8.34
Current subscriptions	7	40	.	29	35
Subscription per 1,000 population	3.19	2.40	.	5.17	15.86
Local Library Services					
Total library circulation	2,875	140,261	44,017	19,462	10,686
Circulations per capita	1.31	8.43	3.99	3.47	4.84
Circulations per paid staff member	1,917	41,253	22,009	6,487	10,686
Circulations per hour (overlapping)	3	61	21	8	10
Circulations per library visit	2.08	3.32	16.81	2.02	1.12
Standard loan period (days)	14	14	21	14	14
Collection turnover rate	0.28	1.99	2.35	1.04	0.58
Reference transactions	154	46,384	1,542	1,896	300
Reference transactions per capita	0.07	2.79	0.14	0.34	0.14
Library program attendance	24	5,001	1,763	1,788	400
Program attendance per capita	0.01	0.30	0.16	0.32	0.18
Number of library visits	1,380	42,309	2,619	9,658	9,509
Library visits per capita	0.63	2.54	0.24	1.72	4.31
Hours per week (non-overlapping)	20	45	50	45	22
Hours per week (overlapping)	20	44	41	44	21
Staffing (FTEs)					
Librarians with ALA-MLS	0.00	0.00	0.00	0.00	0.00
Other librarians	0.50	1.00	1.00	1.00	0.50
Other paid staff	1.00	2.40	1.00	2.00	0.50
Total paid staff	1.50	3.40	2.00	3.00	1.00
Population per ALA-MLS
Population per total paid staff	1.463	4,896	5,515	1,870	2,207
Head librarian's salary (\$)	2,440	12,000	24,960	16,291	6,600
Head librarian - hours per week	20	40	40	40	20
Total volunteer hours	120	200	2,417	1,007	400
Facilities					
Main library - square footage	1,025	2,990	4,900	5,000	5,000
Main + branches - square footage	1,025	2,990	4,900	5,000	5,000
Square footage per capita	0.47	0.18	0.44	0.89	2.27

Statistics by Library - 1991 (part 1)

City	Zapata
System	STLS
County	Zapata
Legal establishment	County
Membership status (SFY 1993)	Member
Population served	9,279
Number of branches	0
Number of bookmobiles	0
Number of public service outlets	0

Expenditures (\$)

Salaries and wages	39,085
Employee benefits	4,997
Subtotal: wages and benefits	44,082

Print materials	5,125
Serial subscriptions	627
Microforms	0
Audiovisual materials	1,803
Other materials	0
Subtotal: library materials	7,555

Furniture and equipment	750
Other operating expenses	1,110
Subtotal: miscellaneous	1,860

Total direct expenditures	53,497
Indirect costs	0
Total operating expenditures	53,497

Salaries & wages per capita	4.21
Materials expend. per capita	0.81
Total operating expend. per capita	5.77

Capital Outlay	0
----------------	---

% of Total Operating Expenses	
- Wages & benefits	82%
- Library materials	14%
- Miscellaneous other	3%
- Indirect costs	0%

Income by source (\$)

City	0
County	50,000
School district	0
Subtotal: local gov't income	50,000
Foundation and corporate grants	0
Federal LSCA funds	0
Other federal funds	0
State funds	0
Other local income	3,611
Subtotal: all other income	3,611
Total income	53,611

Local gov't income per capita	5.39
Total income per capita	5.78

Zapata

Library Collection

Books & serials - titles	17,300
Books & serials - items	18,400
Books & serials - items per capita	1.98
Uncataloged paperbacks - items	4,000
Government documents - items	0
Microforms - items	160
Audio materials - items	680
Films - items	0
Video materials - items	300
Machine readable materials - items	0
Other library materials - items	460
Total collection - titles	22,900
Total collection - items	24,000
Total collection - items per capita	2.59
Current subscriptions	81
Subscription per 1,000 population	8.73

Local Library Services

Total library circulation	94,339
Circulations per capita	10.17
Circulations per paid staff member	26,954
Circulations per hour (overlapping)	46
Circulations per library visit	1.36
Standard loan period (days)	14
Collection turnover rate	3.93
Reference transactions	1,500
Reference transactions per capita	0.16
Library program attendance	6,025
Program attendance per capita	0.65
Number of library visits	69,380
Library visits per capita	7.48
Hours per week (non-overlapping)	40
Hours per week (overlapping)	39

Staffing (FTEs)

Librarians w/it. LA-MLS	0 00
Other librarians	1.00
Other paid staff	2.50
Total paid staff	3.50
Population per ALA-MLS	.
Population per total paid staff	2,651
Head librarian's salary (\$)	16,781
Head librarian - hours per week	40
Total volunteer hours	730


Facilities

Main library - square footage	3,200
Main + branches - square footage	3,200
Square footage per capita	0.34

Statistics by County

341

340



Statistics by County

County	Population 1990 Census	Population Served in FY1993	Maximum Property Tax for Library (\$)	-----Library From County (\$)	Income----- From All Other Sources (\$)	Cities With Libraries	Membership Status (1993)
Anderson		2,823 45,201		7,500 60,000	14,761 270,028	Frankston Palestine	Member Member
	48,024	48,024	1,822,512	67,500	284,789		
Andrews	14,338	14,338	3,132,660	161,369	26,383	Andrews	Member
Angelina		4,341 62,198		0 25,000	141,318 243,932	Diboll Lufkin	Member Member
	69,884	66,539	2,538,882	25,000	385,250		
Aransas	17,892	17,892	1,035,481	43,124	11,435	Rockport	Member
Archer	7,973	7,973	549,206	9,165	5,888	Archer City	Member
Armstrong	2,021	2,021	178,390	2,303	619	Claude	Non-member
Atascosa (1)		2,575 5,621 3,680 13,404 5,597		4,184 3,623 4,000 724 4,223	11,240 35,168 18,817 65,898 9,802	Charlotte Jourdanton Lytle Pleasanton Poteet	Member Member Member Member Non-member
	30,533	30,877	1,563,071	16,754	140,925		
Austin		3,378 7,269 9,185		0 10,000 52,983	67,512 30,516 1,850	Bellville Sealy Wallis	Member Member Member
	19,832	19,832	1,519,975	62,983	99,878		
Bailey	7,064	4,571	328,160	0	78,378	Muleshoe	Member
Bandera	10,562	10,562	1,001,432	44,315	7,781	Bandera	Member
Bastrop		4,044 4,846 3,196		0 0 0	111,068 14,249 99,038	Bastrop Elgin Smithville	Member Member Member
	38,263	12,086	1,656,021	0	224,355		

Statistics by County

County	Population 1990 Census	Population Served in FY1993	Maximum Property Tax for Library (\$)	-----Library Income-----		Cities with Libraries	Membership Status (1993)
				From County (\$)	From All Other Sources (\$)		
Baylor	4,385	4,385	358,167	17,132	693	Seymour	Member
Bee	25,135	25,135	966,257	20,475	43,130	Beeville	Member
Bell		1,439 12,476 12,841 63,535 2,896 46,109		0 0 0 0 0 0	22,892 81,274 50,890 275,725 15,770 460,759	Bartlett Belton Harker Heights Killeen Salado Temple	Member Member Member Member Member Member
Bexar	191,088	139,296	5,105,962	0	907,310		
		9,581 1,162,338 13,057		0 839,000 0	101,410 7,812,742 56,004	Leon Valley San Antonio Universal City	Member Member Member
Blanco	1,185,394	1,184,976	40,703,712	839,000	7,970,156		
		3,407 2,565		3,500 3,500	5,426 7,093	Blanco Johnson City	Member Member
Borden	5,972	5,972	697,614	7,000	12,519		
	799	0	462,696	0	0	No Service	
Bosque	15,125	0	1,013,766	0	0	No Service	
Bowie	81,665	2,684 1,049 5,057 31,656 40,446	2,658,671	0	512,967	Hooks Maud New Boston Texarkana	Non-member Member Member Member
Brazoria	191,707	191,707	12,205,298	1,808,059	222,025	Angleton	Member
Brazos	121,862	121,862	3,831,196	17,499	691,436	Bryan	Member
Brewster	8,681	8,681	454,513	24,000	24,550	Alpine	Member

344



Statistics by County

County	Population 1990 Census	Population Served in FY1993	Maximum Property Tax for Library (\$)	-----Library Income----- From County (\$)	From All Other Sources (\$)	Cities with Libraries	Membership Status (1993)
Briscoe (1)		1,548 1,080 <u>2,628</u>	131,537	800 <u>800</u>	0 1,012 <u>1,012</u>	Quitaque Silverton	Member Non-member
Brooks	8,204	8,204	0	132,344	30,000	Falfurrias	Member
Brown	34,371	34,371	1,326,501	24,000	139,789	Brownwood	Member
Burleson	13,625	3,181	1,134,517	0	38,815	Caldwell	Member
Burnet	22,677	22,677	1,571,572	187,409	63,878	Burnet	Member
Caldwell	26,392	9,205 4,661 <u>13,866</u>	859,053	0 0 <u>0</u>	108,189 50,484 <u>158,673</u>	Lockhart Luling	Member Member
Cathoun	19,053	19,053	2,875,219	155,770	18,600	Port Lavaca	Member
Callahan	11,859	3,436 6,220 2,203 <u>11,859</u>	537,776	6,571 1,600 1,600 <u>9,771</u>	1,575 11,950 6,120 <u>19,645</u>	Baird Clyde Cross Plains	Member Member Member
Cameron		131,805 64,908 5,807 1,553 20,906 5,949 2,388 26,804 <u>260,120</u>		17,655 14,082 4,874 3,565 6,181 2,863 5,052 7,609 <u>61,881</u>	322,663 532,553 33,741 1,592 78,140 31,558 1,892 133,808 <u>1,135,547</u>	Brownsville Harlingen La Feria Laguna Vista Los Fresnos Port Isabel Rio Hondo San Benito	Member Member Member Non-member Member Member Member Member
Camp	9,904	9,904	421,161	27,083	32,562	Pittsburg	Member
Carson	6,576	6,576	793,837	135,144	0	Panhandle	Member

Statistics by County

County	Population 1990 Census	Population Served in FY1993	Maximum Property Tax for Library (\$)	-----Library Income----- From County (\$)	From All Other Sources (\$)	Cities with Libraries	Membership Status (1993)
Cass	29,982	6,118	1,451,352	0	52,388	Atlanta	Member
Castro	9,070	9,070	529,348	17,316	22,197	Dinmitt	Member
Chambers (2)	20,088	17,364	3,394,115	213,434	6,405	Anahuac	Member
Cherokee		12,765 4,366		0 0	166,108 23,740	Jacksonville Rusk	Member Member
	41,049	17,131	1,533,621	0	189,848		
Childress	5,953	5,953	185,463	3,250	13,590	Childress	Member
Clay	10,024	10,024	628,395	41,609	10,856	Henrietta	Member
Cochran	4,377	4,377	805,363	23,838	0	Morton	Member
Coke	3,424	3,424	375,735	11,400	373	Robert Lee	Member
Coleman		8,461 1,249		750 0	39,959 1,000	Coleman Santa Anna	Member Non-member
	9,710	9,710	549,039	750	40,959		
Collin (2)		23,199 3,345		6,500 3,100	399,739 18,846	Allen Farmersville	Member Member
		21,283		0	385,987	McKinney	Member
		163,077		41,050	3,158,870	Plano	Member
		11,029		3,730	63,645	Wylie	Member
	264,036	221,933	20,774,551	54,380	4,027,087		
Collingsworth	3,573	3,573	158,374	2,500	104,333	Wellington	Member
Colorado		5,091 5,369		4,804 4,804	85,545 40,696	Columbus Eagle Lake	Member Member
		4,820		2,210	899	Sheridan	Non-member
		3,103		4,804	15,726	Weimar	Member
	18,383	18,383	1,507,885	16,622	142,866		

Statistics by County

County	Population 1990 Census	Population Served in FY1993	Maximum Property Tax for Library (\$)	From County (\$)	Library Income From All Other Sources (\$)	Cities with Libraries	Membership Status (1993)
Comal (1)	51,832	4,638 7,078 40,230 51,946	3,299,272	9,500 14,500 27,417 51,417	2,974 14,717 198,038 215,729	Bulverde Canyon Lake New Braunfels	Member Member Member
Comanche	13,381	8,712 4,669 13,381	653,680	26,334 6,000 32,334	26,334 7,145 33,479	Comanche DeLeon	Member Non-member
Concho	3,044	3,044	412,890	250	10,727	Eden	Member
Cooke	30,777	28,066 2,711 30,777	1,470,082	123,237 4,000 127,237	1,640 6,964 8,604	Gainesville Muenster	Member Member
Coryell	64,213	24,079 5,980 30,059	1,102,509	0 0 0	185,848 67,618 253,466	Copperas Cove Gatesville	Member Member
Cottle	2,247	2,247	159,723	4,000	5,248	Paducah	Member
Crane	4,652	4,652	1,598,729	140,620	1,042	Crane	Member
Crockett	4,078	4,078	849,284	47,063	2,285	Ozona	Member
Crosby	7,304	7,304	329,175	29,969	6,765	Crosbyton	Member
Culberson	3,407	3,407	510,978	13,500	14,000	Van Horn	Member
Dallam (3)	5,461	5,461	317,069	34,388	0	Dalhart	Member
Dallas (1)		17,406 90,020 19,976 17,295 1,006,877 44,511		0 65,631 0 8,767 0 1,079,019	67,702 1,063,560 195,900 271,129 15,178,808 0	Balch Springs Carrollton Cedar Hill Coppell Dallas Dallas/DCPL	Member Member Member Member Member Member

County	Population 1990 Census	Population Served in FY1993	Maximum Property Tax for Library (\$)	-----Library Income-----		Cities with Libraries	Membership Status (1993)
				From County (\$)	From All Other Sources (\$)		
Dallas (1)							
		30,544		0	255,760	DeSoto	Member
		35,748		0	338,630	Duncanville	Member
		24,250		0	849,400	Farmers Branch	Member
		180,650		0	2,024,143	Garland	Member
		99,616		0	832,123	Grand Prairie	Member
		8,739		0	272,259	Highland Park	Member
		2,786		10,450	17,200	Hutchins	Member
		155,037		0	1,745,558	Irving	Member
		22,117		0	150,474	Lancaster	Non-member
		101,484		0	1,034,827	Mesquite	Member
		74,840		0	1,363,013	Richardson	Member
		23,260		0	133,775	Rowlett	Member
		5,472		10,328	50,209	Sachse	Member
		9,189		9,170	21,620	Seagoville	Member
		2,283		10,588	35,046	Sunnyvale	Member
		2,540		9,264	29,311	Wilmer	Member
	1,852,810	1,974,640	109,615,440	1,203,217	25,930,447		
Dawson	14,349	14,349	964,759	113,883	7,560	Lamesa	Member
DeWitt		6,700		0	52,352	Cuero	Member
		5,611		0	43,615	Yoakum	Member
		2,207		0	19,601	Yorktown	Member
	18,840	14,518	1,004,455	0	115,568		
Deaf Smith	19,153	19,153	794,543	182,336	131	Hereford	Member
Delta	4,857	4,857	161,228	5,000	14,465	Cooper	Member
Denton (2)		1,350		10,025	4,404	Aubrey	Member
		78,614		115,095	962,788	Denton	Member
		18,419		30,150	100,625	Flower Mound	Member
		1,464		9,600	7,127	Justin	Member
		1,829		9,752	4,011	Krum	Member
		12,501		24,975	12,399	Lake Dallas	Member
		55,083		79,384	483,742	Lewisville	Member
		3,011		11,816	28,341	Pilot Point	Member
		7,143		17,845	6,064	Roanoke	Member
		4,161		12,315	6,854	Sanger	Member
		26,232		37,139	168,992	The Colony	Member
	273,525	209,807	14,300,707	358,096	1,785,347		

Statistics by County

County	Population 1990 Census	Population Served in FY1993	Maximum Property Tax for Library (\$)	-----Library Income----- From County (\$)	From All Other Sources (\$)	Cities with Libraries	Membership Status (1993)
Dickens	2,571	2,571	139,162	0	0	Spur	Member
Dimmit	10,433	10,433	714,722	27,500	33,177	Carrizo Springs	Member
Donley	3,696	3,696	193,293	14,961	17,348	Clarendon	Member
Duval	12,918	0	1,122,469	0	0	No Service	
Eastland	18,488	9,396 9,092	794,702	1,500 1,800	6,046 10,936	Cisco Eastland	Non-member Member
Ector	118,934	118,934	5,942,321	711,450	1,086	Odessa	Member
Edwards	2,266	1,323 943	469,146	1,835 1,307	6,450 100	Barksdale Rocksprings	Member Non-member
El Paso	591,610	515,342 66,570	15,852,206	150,089 150,089	3,645,494 0	El Paso Fabens	Member Member
Ellis	85,167	581,912	4,328,971	0	3,645,494	Ennis Ferris Midlothian Waxahachie	Member Member Member Member
Erath	27,991	46,332	1,389,028	2,400	552,427	Dublin Stephenville	Member Member
Falls	17,712	6,386	682,736	0	10,023 92,732	Marlin	Member
Fannin	24,804	10,111	926,552	0	102,755	Bonham Honey Grove Leonard	Member Member Member

County	Population 1990 Census	Population Served in FY1993	Maximum Property Tax for Library (\$)	-----Library Income-----		Cities with Libraries	Membership Status (1993)
				From County (\$)	From All Other Sources (\$)		
Fayette	20,095	7,701	1,681,696	0	1,609	Flatonia La Grange Schulenburg	Non-member Member Member
Fisher	4,842	4,842	425,935	2,500	10,606	Rotan	Member
Floyd (2)	8,497	8,470	371,385	36,092	1,542	Floydada	Member
Foard	1,794	1,794	126,222	7,081	4,026	Crowell	Member
Fort Bend (2)	225,421	198,394	12,974,594	2,566,605	23,575	Richmond	Member
Franklin (2)	7,802	5,991	529,786	36,381	31,621	Mt. Vernon	Member
Freestone	15,818	7,868 7,950	1,510,794	5,000 5,000	37,714 40,685	Fairfield Teague	Member Member
Frio	13,472	13,472	964,057	1,350	78,399 70,700	Pearsall	Member
Gaines	14,123	14,123	5,015,583	140,620	0	Seminole	Member
Galveston (1)	11,292	11,292	68,050	13,209	68,050	Dickinson/FLS	Member
	25,647	25,647	343,233	27,759	343,233	Friendswood/FLS	Member
	70,245	70,245	1,421,353	137,482	1,421,353	Galveston/FLS	Member
	6,978	6,978	41,554	10,600	41,554	Hitchcock/FLS	Member
	16,790	16,790	139,894	24,341	139,894	La Marque/FLS	Member
	35,838	35,838	634,122	35,839	634,122	League City/FLS	Member
	10,024	10,024	41,145	12,990	41,145	Santa Fe/FLS	Member
	40,822	40,822	461,670	0	461,670	Texas City	Member
	217,399	217,636	12,215,447	262,220	3,151,021		
Garza	5,143	5,143	653,163	14,341	15,541	Post	Member
Gillespie	17,204	17,204	1,698,813	146,705	38,998	Fredericksburg	Member

Statistics by County

County	Population 1990 Census	Population Served in FY1993	Maximum Property Tax for Library (\$)	From County (\$)	Library Income From All Other Sources (\$)	Cities with Libraries	Member Statistics (19)
Glasscock	1,447	0	503,014	0	0	No Service	
Goliad	5,980	5,980	910,436	45,030	1,967	Goliad	Men
Gonzales	17,205	16,065 1,140	1,021,230	500 500	22,500 2,992	Gonzales/FLS Smiley/FLS	Men Men
Gray	23,967	17,205	1,397,062	1,000	25,492	McLean Pampa	Men Men
Grayson	95,021	35,305 5,538 1,603 43,028 2,846 4,369 2,332	4,037,374	16,264 1,500 1,500 20,656 1,500 1,996 1,500	360,843 54,171 4,135 492,636 18,132 45,872 20,557	Denison Howe Pottsboro Sherman Van Alstyne Whitesboro Whitewright	Men Men Men Men Men Men Men
Gregg (1)	18,828	7,229 13,714 90,749	1,136,354	44,916	996,344	Gladeater Kilgore Longview	Men Men Men
Grimes	104,948	111,692	6,767,405	56,500	1,002,923	Navasota	Men
Guadalupe (1)	64,873	22,960 42,213	2,611,260	33,796 93,105	62,025 106,879	Schertz Seguin	Men Men
Hale (1)	34,671	3,336 2,590 2,219 27,190	1,445,772	4,471 2,400 2,400 9,500	8,823 10,020 817 166,418	Abernathy Hale Center Petersburg Plainview	Men Men Men Men
		35,335		18,771	186,078		

P:

County	Population 1990 Census	Population Served in FY1993	Maximum Property Tax for Library (\$)	-----Library Income----- From County (\$)	From All Other Sources (\$)	Cities With Libraries	Membership Status (1993)
Hall (2)	3,905	3,275	174,598	300	19,914	Memphis	Member
Hamilton	7,733	7,733	546,770	6,500	16,357	Hamilton	Member
Hansford		1,569 4,279		4,125 9,000	4,599 27,791	Gruver Spearman	Member Member
	5,848	5,848	574,353	13,125	32,390		
Hardeman	5,283	5,283	364,711	6,000	20,982	Quanah	Member
Hardin		5,114 6,640 15,840 3,848		6,500 0 9,000 6,500	51,572 3,535 86,854 7,000	Kountze Lumberton Silsbee Sour Lake	Member Non-member Non-member Member
	41,320	31,442	1,578,523	22,000	149,061		
Harris (1)		85,269 13,842 27,652 1,630,553 963,305 119,363		28,654 0 0 0 8,452,885 0	1,100,515 320,786 325,366 21,739,537 0 1,251,413	Baytown Bellaire Deer Park Houston Houston/HCP Pasadena	Member Member Member Member Member Member
	2,818,199	2,839,984	145,161,503	8,481,539	24,757,617		
Harrison (2)	57,483	55,827	3,504,242	27,718	207,239	Marshall	Member
Hartley (3)	3,634	3,634	253,230	0	0	Dalhart	Member
Haskell	6,820	6,820	444,533	13,023	1,572	Haskell	Member
Kays (1)		2,503 9,729 3,103 40,083 10,213		5,815 6,219 6,300 21,800 6,300	13,159 25,083 26,472 378,808 17,737	Buda Dripping Springs Kyle San Marcos Wimberley	Member Member Member Member Member
	65,614	65,631	2,851,984	46,434	461,259		
Hemphill	3,720	3,720	1,077,659	94,529	20,311	Canadian	Member

360

Statistics by County

County	Population 1990 Census	Population Served in FY1993	Maximum Property Tax for Library (\$)	-----Library Income-----		Cities with Libraries	Membership Status (1993)
				From County (\$)	From All Other Sources (\$)		
Henderson (2)		49,132 9,130		83,321 5,000	25,974 12,365	Athens Malakoff	Member Member
	58,543	58,262	0	88,321	38,339		
Hidalgo		13,334 20,548 48,537 8,514 136,460 0		1,925 3,360 4,261 1,453 7,411 189,696	44,405 66,000 400,382 33,100 1,001,812 6,543	Alamo/FLS Donna/FLS Edinburg/FLS Elsa/FLS McAllen/FLS McAllen/FLS-HCHQ Mercedes/FLS Mission/FLS Pharr/FLS Weslaco/FLS	Member Member Member Member Member Member Member Member Member Member
	383,545	383,545	9,574,338	225,413	2,542,836		
Hill		7,072 303 1,626		0 0 0	117,392 11,799 7,974	Hillsboro Mount Calm Whitney	Member Member Member
	27,146	9,001	1,124,770	0	137,165		
Hockley		24,199	3,259,774	78,815	9,177	Levelland	Member
	28,981	28,981	1,550,145	100,000	22,031	Granbury	Member
Hood		28,833	1,430,985	4,800	136,609	Sulphur Springs	Member
Hopkins		21,375	1,256,319	0	79,615	Crockett	Member
Houston		32,343	1,671,000	242,843	50,325	Big Spring	Member
Howard		899 2,777		0 0	15,444 51,296	Dell City Fort Hancock	Member Member
	2,915	3,676	356,247	0	66,740		
Hudspeth (1)		13,034 44,058 4,377 2,874		3,000 4,008 2,496 2,496	51,106 199,203 7,377 4,629	Com merce Greenville West Tawakoni Wolfe City	Member Member Member Member
Hunt		64,343	2,392,015	12,000	262,315		

County	Population 1990 Census	Population Served in FY1993	Maximum Property Tax for Library (\$)	-----Library Income----- From County (\$)	From All Other Sources (\$)	Cities with Libraries	Membership Status (1993)
Hutchinson	25,689	25,689	1,885,877	221,338	0	Borger	Non-member
Irion	1,629	1,629	413,014	9,027	114	Mertzon	Non-member
Jack	6,981	6,981	660,228	5,000	58,536	Jacksboro	Member
Jackson	13,039	13,039	1,031,193	54,777	5,552	Edna	Non-member
Jasper	31,102	9,192 6,959 3,419	1,650,150	3,000 0 3,000	12,618 133,268 36,344	Buna Jasper Kirbyville	Member Member Member
Jeff Davis	1,946	1,946	267,252	18,155	0	Fort Davis	Member
Jefferson	239,397	114,323 20,671 16,513 16,192 58,724 12,971	13,491,209	182,115 0 182,115	1,388,312 0 114,345 187,635 840,874 183,341	Beaumont Beaumont/JCL Groves Nederland Port Arthur Port Neches	Member Member Member Member Member Member
Jim Hogg	5,109	5,109	512,402	32,339	10,500	Hebbronville	Member
Jim Wells	37,679	37,679	1,201,324	50,000	259,774	Alice	Member
Johnson	97,165	2,918 16,113 22,205	3,492,898	0 0 0	19,721 142,045 191,981	Alvarado Burleson Cleburne	Member Member Member
Jones	16,490	41,236 2,644 3,817	0	0 0 0	353,747 14,459 28,641	Anson Stamford	Member Member
Karnes	718 4,378	718 4,378	0	23,530 32,295	3,843 16,934	Falls City/FLS Karnes City/FLS	Member Member

Statistics by County

County	Population 1990 Census	Population Served in FY1993	Maximum Property Tax for Library (\$)	-----Library Income-----		Cities with Libraries	Membership Status (1993)
				From County (\$)	From All Other Sources (\$)		
Karnes	12,455	5,649 0 1,710	646,066	36,715 0 24,477	14,584 0 4,831	Kenedy/FLS Kenedy/FLS-KCHO Runge/FLS	Member Member Member
Kaufman (1)	52,220	15,429 1,739 36,791	2,208,819	48,722 0 48,772	10,700 0 148,398	Kaufman Mabank Terrell	Member Member Member
Kendall	14,589	7,296 0 5,950 1,343	1,169,690	40,920 0 20,460 4,620	42,824 0 15,375 54	Boerne/FLS Boerne/FLS-KCHO Comfort/FLS Kendalia/FLS	Member Member Member Member
Kenedy (4)	460	460	286,755	0	0	Kingsville	Member
Kent	1,010	1,010	1,184,101	22,611	5,107	Jayton	Member
Kerr	36,304	36,304	1,941,424	203,500	255,713	Kerrville	Member
Kimble	4,122	4,122	452,628	18,827	14,148	Junction	Member
King	354	354	654,043	10,020	20,000	Guthrie	Member
Kinney	3,119	3,119	388,509	30,077	0	Brackettville	Member
Kleberg (4)	30,274	30,274	1,595,379	172,959	169,959	Kingsville	Member
Knox	4,837	4,837	243,063	3,000	11,102	Munday	Member
La Salle	5,254	5,254	514,848	7,800	11,199	Cotulla	Member
Lamar	43,949	24,699	0	0	371,750	Paris	Member

Statistics by County

County	Population 1990 Census	Population Served in FY1993	Maximum Property Tax for Library (\$)	-----Library Income----- From All Other Sources (\$)	Cities with Libraries	Membership Status (1993)
Lamb	15,072	15,072	1,264,131	69,388	Littlefield	Member
Lampasas	13,521	6,382	603,411	0	Lampasas	Member
Lavaca	18,690	2,718	1,230,399	0	Hallettsville	Member
Lee	12,854	4,093	881,660	0	Giddings	Member
Leon						
		1,555		11,998	Buffalo	Member
		11,110		2,820	Centerville	Non-member
	12,665	12,665	1,717,579	918		
				918		
Liberty						
		7,124		138,701	Cleveland	Member
		5,151		90,355	Dayton	Member
		7,733		245,420	Liberty	Member
	52,726	20,008	2,475,173	0		
				0		
		6,594		27,818	Groesbeck	Member
		14,352		109,483	Mexia	Member
	20,946	20,946	2,026,674	10,000		
Limestone						
		2,392		17,995	Booker	Member
		751		4,062	Higgins	Member
	3,143	3,143	500,712	9,250		
				22,057		
Live Oak	9,556	9,556	1,042,280	63,283	George West	Member
Llano	11,631	11,631	1,414,693	110,108	Llano	Member
Loving	107	0	258,521	0	No Service	
Lubbock (2)						
		2,345		7,324	Idalou	Non-member
		210,558		568,504	Lubbock	Member
		6,873		20,283	Slaton	Member
		2,195		6,181	Wolfforth	Non-member
	222,636	221,971	7,236,785	602,292		

Statistics by County

County	Population 1990 Census	Population Served in FY1993	Maximum Property Tax for Library (\$)	-----Library Income----- From County (\$)	From All Other Sources (\$)	Cities with Libraries	Membership Status (1993)
Lynn	6,758	6,758	385,944	2,400	4,739	Tahoka	Member
Madison	10,931	10,931	638,101	54,681	0	Madisonville	Member
Marion	9,984	0	482,372	0	0	No Service	
Martin	4,956	4,956	695,042	15,283	664	Stanton	Non-member
Mason	3,423	3,423	502,373	10,764	9,440	Mason	Member
Matagorda		27,481 9,447		97,500 35,000	69,481 41,040	Bay City Palacios	Member Member
Maverick	36,928	36,928	5,430,120	132,500	110,521		
		29,579 6,799		15,000 9,200	116,646 907	Eagle Pass Guemado	Member Member
	36,378	36,378	944,707	24,200	117,553		
McCulloch	8,778	8,778	525,618	23,266	33,952	Brady	Member
McLennan		8,983 4,683		0 0	20,200 9,434	Hewitt McGregor	Member Non-member
		172,942 2,515		200,000 0	1,017,915 20,709	Haco West	Member Member
	189,123	189,123	5,953,029	200,000	1,068,258		
McMullen	817	0	1,604,100	0	0	No Service	
Medina		2,159 3,928 6,018		0 0 0	17,241 43,794 77,705	Castroville Devine Hondo	Member Member Member
	27,312	12,105	1,493,000	0	138,740		
Menard	2,252	2,252	271,446	6,100	3,304	Menard	Member

County	Population 1990 Census	Population Served in FY1993	Maximum Property Tax for Library (\$)	-----Library Income----- From County (\$)	From All Other Sources (\$)	Cities with Libraries	Membership Status (1993)
Midland	106,611	106,611	4,625,068	1,039,974	0	Midland	Member
Milam		11,839 11,107		4,000 4,000	37,080 41,466	Cameron Rockdale	Member Member
	22,946	22,946	1,580,309	8,000	78,546		
Mills	4,531	0	373,159	0	0	No Service	
Mitchell	8,016	8,016	730,937	77,023	0	Colorado City	Member
Montague		4,990 2,870		0 0	84,934 30,057	Bowie Nocona	Member Member
	17,274	7,860	755,259	0	114,991		
Montgomery (2)		181,454 745		1,316,014 0	4,915 25,786	Conroe Splendora	Member Member
	182,199	182,199	8,530,416	1,316,014	30,701		
Moore	17,865	17,865	1,711,356	150,760	11,070	Dumas	Member
Morris	13,200	2,572	764,812	0	26,010	Daingerfield	Member
Motley	1,532	1,532	141,834	6,000	5,226	Matador	Member
Nacogdoches	54,753	54,753	2,121,805	8,500	194,528	Nacogdoches	Member
Navarro	39,926	39,926	1,812,684	32,500	189,946	Corsicana	Member
Newton	13,569	13,569	868,802	8,000	26,475	Newton	Member
Nolan	16,594	16,594	819,822	64,710	33,821	Sweetwater	Member
Nueces		257,453 2,233		0 0	2,170,217 69,140	Corpus Christi Port Aransas	Member Member
	291,145	259,686	13,327,937	0	2,239,357		

Statistics by County

County	Population 1990 Census	Population Served in FY1993	Maximum Property Tax for Library (\$)	-----Library Income-----		Cities with Libraries	Membership Status (1993)
				From County (\$)	From All Other Sources (\$)		
Ochiltree	9,128	9,128	665,342	95,565	3,125	Perryton	Member
Oldham	2,278	2,278	147,552	2,500	4,420	Vega	Member
Orange		8,034 19,381 10,935		0 0 0	33,110 517,732 75,339	Bridge City Orange Vidor	Member Member Member
	80,509	38,350	4,127,222	0	626,181		
Palo Pinto	25,055	14,870	1,177,704	0	176,095	Mineral Wells	Member
Panola	22,035	22,035	2,258,347	29,167	46,247	Carthage	Member
Parker		6,814 57,971		10,120 35,000	4,574 361,259	Springtown Weatherford	Member Member
	64,785	64,785	2,908,108	45,120	365,833		
Parmer	9,863	3,688	516,135	0	50,443	Friona	Member
Pecos		12,096 1,069 1,510		230,475 31,097 43,927	12,788 0 941	Fort Stockton Imperial Iraan	Member Member Member
	14,675	14,675	4,286,374	305,499	13,729		
Polk		7,981 22,706		3,780 5,250	58,136 130,590	Corrigan Livingston	Member Member
	30,687	30,687	1,788,761	9,030	188,726		
Potter	97,874	157,615	4,358,097	0	2,127,074	Amarillo	Member
Presidio		2,424 3,072		0 0	43,768 5,883	Marfa Presidio	Member Member
	6,637	5,496	334,073	0	49,651		
Rains	6,715	6,715	415,744	28,827	739	Emory	Member
Randall	89,673	11,365	3,269,747	0	37,288	Canyon	Member

Statistics by County

County	Population 1990 Census	Population Served in FY1993	Maximum Property Tax for Library (\$)	-----Library Income----- From County (\$)	From All Other Sources (\$)	Cities with Libraries	Membership Status (1993)
Reagan	4,514	4,514	0	49,440	477	Big Lake	Member
Real	2,412	2,412	369,392	0	0	Leakey	Member
Red River	14,317	14,317	553,848	22,963	24,216	Clarksville	Non-member
Reeves	15,852	0	624,838	0	0	No Service	
Refugio	7,976	7,976	1,117,811	101,786	0	Refugio	Member
Roberts	1,025	1,025	285,745	12,691	0	Miami	Non-member
Robertson	15,511	5,132	1,849,509	0	17,575	Hearne	Member
Rockwall (2)	25,604	22,158	1,578,875	125,327	23,474	Rockwall	Member
Runnels		6,525 4,769		3,300 2,100	21,893 4,864	Ballinger Winters	Member Member
	11,294	11,294	551,906	5,400	26,757		
Rusk (2)	43,735	40,927	2,725,251	336,564	16,142	Henderson	Member
Sabine	9,586	882	451,496	0	62,560	Pineland	Member
San Augustine	7,999	7,999	373,753	5,000	54,740	San Augustine	Member
San Jacinto		538 1,812		0 0	12,535 19,970	Coldspring Shepherd	Member Member
	16,372	2,350	970,721	0	32,505		
San Patricio (1)		9,944 8,217 7,823 3,413 17,634 8,005		600 600 600 557 600 600	50,669 53,186 15,536 8,934 166,845 45,761	Aransas Pass Ingleside Mathis Odem Portland Sinton	Member Member Member Member Member Member

3.0

377



Statistics by County

County	Population 1990 Census	Population Served in FY1993	Maximum Property Tax for Library (\$)	-----Library Income----- From County (\$)	From All Other Sources (\$)	Cities with Libraries	Membership Status (1993)
San Patricio (1)		4,648		600	36,911	Taft	Member
	58,749	59,684	2,522,102	4,157	377,842		
San Saba	5,401	5,401	522,786	12,445	11,605	San Saba	Member
Schleicher	2,990	2,990	424,258	13,078	1,739	Eldorado	Member
Scurry	18,634	18,634	1,103,588	147,675	1,536	Snyder	Member
Shackelford	3,316	3,316	327,016	2,000	50	Albany	Non-member
Shelby	22,034	4,950	815,406	0	30,266	Center	Member
Sherman	2,858	2,858	604,782	29,594	8,049	Stratford	Member
Smith		75,450		0	816,698	Tyler	Member
	151,309	4,032	6,857,874	0	8,540	Whitehouse	Member
		79,482		0	825,238		
Somervell	5,360	5,360	8,586,007	53,686	5,387	Glen Rose	Member
Starr	40,518	40,518	1,235,890	72,936	64,980	Rio Grande City	Member
Stephens	9,010	9,010	767,296	6,200	38,982	Breckenridge	Non-member
Sterling	1,438	0	533,290	0	0	No Service	
Stonewall	2,013	2,013	395,052	23,978	5,000	Aspermont	Member
Sutton	4,135	4,135	755,873	35,540	150	Sonora	Member
Swisher	8,133	8,133	0	45,378	9,754	Tulia	Member

Statistics by County

County	Population 1990 Census	Population Served in FY1993	Maximum Property Tax for Library (\$)	-----Library Income-----		Cities with Libraries	Membership Status (1993)
				From County (\$)	From All Other Sources (\$)		
Tarrant		261,721		0	2,380,579	Arlington	Member
		8,868		0	100,374	Azle	Member
		43,762		0	568,827	Bedford	Member
		6,974		0	22,492	Crowley	Member
		38,149		0	363,801	Eules	Member
		5,672		0	8,417	Everman	Member
		11,482		0	40,356	Forest Hill	Member
		447,619		0	6,390,662	Fort Worth	Member
		48,991		0	546,215	Grapevine	Member
		32,856		0	277,876	Halton City	Member
		33,574		0	764,267	Hurst	Member
		13,683		0	211,006	Keller	Member
		4,591		0	47,158	Lake Worth	Member
		15,607		0	145,112	Mansfield	Member
		45,895		0	768,479	North Richland Hills	Member
		7,978		0	140,467	Richland Hills	Member
		6,580		0	31,550	River Oaks	Member
		8,551		0	74,064	Saginaw	Member
		20,009		0	134,116	Watauga	Member
		15,472		0	182,425	White Settlement	Member
	1,170,103	1,078,034	57,195,071	0	13,198,243		
Taylor	119,655	106,654	3,417,837	0	1,125,516	Abilene	Member
Terrell	1,410	1,410	287,144	26,073	317	Sanderson	Member
Terry	13,218	13,218	1,091,738	111,420	9,052	Brownfield	Member
Throckmorton	1,880	0	257,353	0	0	No Service	
Titus	24,009	12,291	1,919,002	0	95,998	Mt. Pleasant	Member
Tom Green	98,458	98,458	3,496,692	779,031	124,140	San Angelo	Member
Travis		465,622		0	6,736,685	Austin	Member
		1,388		0	82,492	Austin/Westbank	Member
		1,250		0	5,000	Jonestown	Non-member
		10,621		0	59,801	Lake Travis	Member
		4,444		0	19,728	Pflugerville	Member
	576,407	483,325	29,960,498	0	6,903,706		

30

351

Statistics by County

County	Population 1990 Census	Population Served in FY1993	Maximum Property Tax for Library (\$)	-----Library Income-----		Cities with Libraries	Membership Status (1993)
				From County (\$)	From All Other Sources (\$)		
Trinity	11,445	3,296 8,149	688,517	2,010 500	4,121 45,809	Groveton Trinity	Member Member
Tyler	16,646	11,445	916,619	2,510	49,930	Woodville	Member
Upshur	31,370	16,646	1,175,164	20,000	27,939	Gilmer	Member
Upton	4,447	31,370	881,145	95,471	34,410	McCahey Rankin	Member Member
Uvalde	23,340	1,652 2,795	1,039,027	31,810 54,240	0 272	Uvalde	Member
Val Verde	38,721	4,447	1,041,831	86,050	272	Del Rio	Member
Van Zandt	37,944	23,340	1,716,239	39,958	83,859	Canton Grand Saline	Member Member
Victoria	74,361	38,721	0	181,553	45,000	Victoria	Member
Walker	50,917	32,866 5,078	1,388,244	87,229 5,000	4,265 12,564	Huntsville New Waverly	Member Member
Waller	23,390	37,944	1,423,226	92,229	16,829	Hempstead	Member
Ward	13,115	74,361	1,387,773	101,050	0	Monahans	Member
Washington	26,154	20,964 3,044	1,631,997	14,375	236,501 5,331	Brenham	Member
Webb	133,239	24,008	4,865,138	5,000	241,832	Laredo	Member
Wharton	39,955	23,390	2,625,785	418,911	5,883	Wharton	Member


County	Population 1990 Census	Population Served in FY1993	Maximum Property Tax for Library (\$)	From County (\$)	Library Income From All Other Sources (\$)	Cities with Libraries	Membership Status (1993)
Wheeler	5,879	3,653 2,226	610,109	3,400 3,400	19,001 11,986	Shamrock Wheeler	Member Member
Wichita	122,378	10,145 3,113 6,072 96,259	4,208,694	0	82,509 26,344 70,950 640,154	Burburnett Electra Iowa Park Wichita Falls	Member Member Member Member
Wilbarger	15,121	115,589	1,118,976	0	820,557	Vernon	Member
Willacy	17,705	17,705	719,368	71,041	23,207	Raymondville	Member
Williamson	139,551	5,161 829 14,842 3,398 30,923 11,472	5,966,095	0	89,512 6,974 209,039 7,227 349,231 71,901	Cedar Park Florence Georgetown Leander Round Rock Taylor	Member Member Member Member Member Member
Wilson	22,650	66,625	988,597	51,301	733,884	Floresville	Member
Winkler	8,626	22,650	813,870	78,408	3,082	Kermit	Member
Wise	34,679	2,543 3,061 10,529 2,352 12,501 1,914 1,779	2,069,372	2,900 2,900 5,500 2,900 5,500 2,900 2,000	8,703 6,369 71,339 2,058 69,406 2,953 0	Alvord Boyd Bridgeport Chico Decatur Newark Rhome	Member Member Member Member Member Member Non-member
Wood (1)	29,380	6,522 8,390 16,279 31,191	2,085,097	5,000 5,000 7,500 17,500	13,850 50,984 54,717 119,551	Hawkins Quitman Winnboro	Member Member Member

Statistics by County

County	Population 1990 Census	Population Served in FY1993	Maximum Property Tax for Library (\$)	-----Library Income-----		Cities with Libraries	Membership Status (1993)
				From County (\$)	From All Other Sources (\$)		
Yoakum		4,561 4,225		94,427 87,490	146 1,133	Denver City Plains	Member Member
	8,786	8,786	3,681,073	181,917	1,279		
Young		8,986 4,210		0 0	169,815 114,449	Graham Olney	Member Member
	18,126	13,196	811,710	0	28',264		
Zapata	9,279	9,279	1,247,862	50,000	3,611	Zapata	Member
Zavala	12,162	0	445,220	0	0	No Service	
STATE TOTALS	16,986,510	15,793,261		30,568,590	127,943,736		
Counties w/o system members	92,207	10 Counties					
Unserved counties	77,060	12 Counties					

FOOTNOTES

- (1) This is a county in which the population served is greater than the total county population. This occurs because the Texas State Library has assigned a part of an adjacent county's population to one or more libraries in the county.
- (2) This is a county in which the population served is less than the total county population. This occurs because the Texas State Library has assigned a part of this county's population to one or more libraries in an adjacent county or military installation.
- (3) The Dallam County Library provides library service to Hartley County residents under contract.
- (4) The Robert J. Kleberg Library in Kingsville provides library service to Kenedy County residents under contract.



Appendix A: Board Chairpersons

Library	First Name	Last Name	Mailing Address	City	Zip Code
Abernathy	Cindy	Robinson	HCR 3 Box 74	Hale Center	79041-2315
Abilene	Craig	Nichols	P.O. Box 701	Abilene	79604-0701
Albany	Maxine	Moore	Box 933	Albany	76430
Alice	Dr. E.D.	Dwelle	1515 Delwood	Alice	78332
Allen	Barbara	Lecheter	1413 Brookside Dr.	Allen	75002
Alpine	Betty	Tankley	P.O. Box 628	Alpine	79831-0628
Alvarado	Diane	Johnson	Rt. 6 Box 688	Alvarado	76009
Alvord	Pauline	Elliott	Rt. 1 Box 296	Alvord	76225-0296
Amarillo	Carolyn	Barfield	P.O. Box 2171	Amarillo	79189-2171
Anahuac	Jean	Abshier	P.O. Box 36	Hankamer	77560-0036
Angleton	Shirley	Tolleson	122 Paradise Valley	West Columbia	77486
Anson	Tom	Isbell	P.O. Box 586	Anson	79501-0586
Aransas Pass	Patsy	Crumrine	1313 W. DeBerry	Aransas Pass	78336-4212
Archer City	Vicki	Davis	P.O. Box 635	Archer City	76351-0635
Arlington	Linda	Claytor	2803 Black Oak Ln.	Arlington	76012-2833
Aspermont	Kathryn	Jones	P.O. Box 273	Aspermont	79502-0273
Athens	Mildred	Brandon	1015 Bel Air Drive	Athens	75751
Atlanta	Charles	Dell	416 Tanglewood Drive	Atlanta	75551
Aubrey	Jane	Clark	Rt. 1, Box 153	Aubrey	76227
Austin	Jessie	Carrillo	812 San Antonio	Austin	78701
Austin/Westbank	Barbara	Ochandarena	1113 Quaker Ridge	Austin	78746
Azle	Dale	Grimes	328 Shady Lane	Azle	76020
Baird	Doris	Robbins	326 Pine	Baird	79504-6515
Balch Springs	Donna	Sherrell	14620 Marsha Dr.	Balch Springs	75180
Ballinger	Sherry	Pollan	206 N. 7th St.	Ballinger	76821
Bandera	Jerald L.	Hoskelis	P.O. Box 2051	Bandera	78003
Barksdale	Wanda	Pope	P.O. Box 39	Barksdale	78828-0039
Bartlett	Joe	Butler	P.O. Box 10	Bartlett	76511
Bastrop	Mary Jo	Jenkins	204 Maynard	Bastrop	78602
Bay City	Elizabeth	Young	3001 LaVista	Bay City	77414
Baytown	Mary	Brown	5017 Glenhaven	Baytown	77521
Beaumont	Naaman	Woodland, Jr.	P.O. Box 3827	Beaumont	77704-3827
Beaumont/JCL	Richard	LeBlanc, Jr.	1149 Pearl	Beaumont	77701
Bedford	Tom	Vastine	1812 Ravenswood Dr.	Bedford	76022
Beeville	Malinda	Cowen	P.O. Box 764	Beeville	78104
Bellville	Ian	Bader	P.O. Box 81	Bellville	77418-0081
Belton	Pam	Shepperd	3053 Summit Dr.	Belton	76513
Blanco	Kathleen	Inglis	Rt. 1 Box 432	Blanco	78606
Bonham	Carole	Stubsten	2209 Beavers Point	Bonham	7541E 4093
Booker	Denise	Hughes	RFD	Booker	79005
Borger	David	Willard	P.O. Box 790	Stinnett	79083
Bowie	David	Kleinhamns	124 Raborn	Bowie	76230
Boyd	Beverly	Fuller	500 West Rock Island Avenue	Boyd	76023-9519
Brackettville	Sandi	Miears	P.O. Box 1441	Brackettville	78832-0441

BOARD CHAIRPERSONS OF PUBLIC LIBRARIES

Library	First Name	Last Name	Mailing Address	City	Zip Code
Brady	Diane	Jones	600 W. 13th	Brady	76825
Breckenridge	Peggy	Thompson	#5 Sendero Road	Breckenridge	76024
Brenham	Alice	Korthauer	KMLV, 104 Ahrens	Brenham	77833
Bridge City	John	Scales	205 Thornridge	Bridge City	77611
Bridgeport	Teresa	Jackson	1011 Newby	Bridgeport	76426
Brownfield	Mary Joe	Hamilton	1904 East Reppto	Brownfield	79316-4387
Brownsville	Betty Pace	Dodd	P.O. Box 5064	Brownsville	78523
Brownwood	Nancy	Stephens	4113 Glenwood	Brownwood	76801
Bryan	Ragna	Tolson	510 Olive St.	Bryan	77802
Buda	Barbara	Pecuch	16225 Oxbow Trail	Buda	78610
Buffalo	Linda	Amos	P.O. Box 4	Buffalo	75831
Bulverde	Virginia	Pardue	26005 Oakmoss	San Antonio	78258
Buna	R.G.	Bean	Rt. 2, Box 212	Buna	77612
Burkburnett	Kathy	Stonner	2566 Holman Rd.	Burkburnett	76354-9742
Burleson	Virginia	Kraniak	812 SW Sunnybrook	Burleson	76028
Burnet	Wayne	Wall	HCO 2, Box 29E	Marble Falls	78654-9727
Caldwell	Suzanne	Presley	501 W. Buck	Caldwell	77836
Cameron	Elaine	Perrin	1200 Hefley Place	Cameron	76520
Canadian	Sallie	Brainard	Box 908	Canadian	79014
Canton	Robert	Buchanan	4 Preston	Canton	75103
Canyon	Robert E.	Splawn	1703 Hillcrest	Canyon	79015
Canyon Lake	Peggy	Billings	HC 4 Box 106 Y	Canyon Lake	78133
Carrizo Springs	Richard	Dobie, III	HWY 186	Carrizo Springs	78834
Carrollton	Carlos	Maese	2001 Jackson Road	Carrollton	75006-1739
Carthage	Margie	Hopkins	Route 1, Bo. 213	Gary	75643
Castroville	Joan	Dever	P.O. Box 133	Castroville	78009
Cedar Hill	Carlton	Stowers	1015 Randy Rd.	Cedar Hill	75104
Cedar Park	T. Alan	McAnelly	Box 926	Cedar Park	78613-3066
Center	Fannie Mae	Davis	505 Pine St.	Center	75935
Centerville	John H.	Mallard	P.O. Box 378	Centerville	75833
Chico	Ernest	Starr	Rt. 1 Box 345 E	Chico	76431-9790
Childress	LaVerne	Hines	610 Ave. E NW	Childress	79201
Cisco	Emma Lee	Donovan	Rt. 3, Box 54	Cisco	76437
Clarendon	Pauline	Hardin	Box 869	Clarendon	79226
Clarksville	Ralph J.	Ribble	Route 1	Clarksville	75426
Claude	Judge Hugh	Reed	P.O. Box 109	Claude	79019
Cleburne	Laurian	Gilliland	1603 Danny Ray	Cleburne	76031
Cleveland	Etta	David	P.O. Box 155	Cleveland	77328
Clyde	Linda	Cavanaugh	Route 4, Box 129	Clyde	79510
Coldspring	Arlette	Wilson	Rt. 2 Box 528	Coldspring	77331
Coleman	Ruth	Dodson	302 Hollywood Dr.	Coleman	76834-9737
Colorado City	Marion	Bassham	898 East 8th Street	Colorado City	79512
Columbus	James	Kearney	Rt. 3 Box 56A	Weimar	78962

300

300

BOARD CHAIRPERSONS OF PUBLIC LIBRARIES

Library	First Name	Last Name	Mailing Address	City	Zip Code
Comanche	Stewart	Caffey	Route 5	Comanche	76442
Comfort/FLS	Patricia D.	Cox	Rt. 1 Box 112	Comfort	78013
Commerce	John	McQuary	1503 Bonham Street	Commerce	75428
Conroe	Leland	Dushkin	219 Simonton	Conroe	77301
Cooper	Leo	Millard	450 W. Bonham	Cooper	75432
Coppell	John	Hill	321 Meadowcreek	Coppell	75019
Copperas Cove	Noel	Schmitz	602 Allen St.	Copperas Cove	76522
Corpus Christi	Inez	Adams	6 Camden	Corpus Christi	78412-2613
Corrigan	Eva	Whitworth	P.O. Box 561	Corrigan	75939
Corsicana	Gus	Gappelberg, Mayor	200 North 12th Street	Corsicana	75110-5205
Cotulla	June	Hooper	P.O. Box 365	Cotulla	78014
Crane	Judge Charles	Blue	Box 457	Crane	79731-2521
Crockett	Travis	Waller	P.O. Box 628	Crockett	75835
Crosbyton	Nancille	Verett	Rt. 2 Box 229	Ralls	79357
Cross Plains	Joan M.	McCowen	Rt. 1, Box 65A	Cross Plains	76443
Crowell	Faye	Statser	P.O. Box 517	Crowell	79227
Crowley	Pat	Ferenz	704 Meadowview	Crowley	76036
Cuero	Lucretia	Summers	604 Terrell	Cuero	77954
Dallas	Eloise	Sherman	6268 Sudbury Dr.	Dallas	75214
Dallas/DCPL	Doris	Padgett	402 Tower Place	Sunnyvale	75182
Dayton	Haywood	Pruitt	904 Luke St.	Dayton	77535
DeLeon	Roger Mae	Smith	105 South Texas Street	DeLeon	76444-1862
DeSoto	Connie	Zimmer	904 Peach Lane	DeSoto	75115
Decatur	Billy L.	Stone	307 Brookhollow Dr.	Decatur	76234
Deer Park	Dr. James	Hale	1102 Norwood	Deer Park	77536
Del Rio	James	Sanders	P.O. Box 420608	Del Rio	78840
Dell City	Merle	Lutrick	P.O. Box 24	Dell City	79837
Denison	George	Bowling	1605 Hyde Park	Denison	75020
Denton	Jean	Schaake	28 Timber Green Cr.	Denton	76205
Devine	Marcelino	Ambriz, Jr.	310 Bluebonnet	Devine	78016
Diboll	Alan	Miller	P.O. Box 400	Diboll	75941
Dickinson/FLS	J.W.	Kongable	817 Rosewood	Dickinson	77539-6849
Dimmitt	Reta	Welch	Rt. 4	Dimmitt	79027-2595
Donna/FLS	Ida	Garcia	Rt. 5 Box 4651	Donna	78537
Dripping Springs	Ross	Ogden	HC01, 98X	Dripping Springs	78620
Dublin	Mrs. Pat	Harrell	816 Preston Lane	Dublin	76446
Dumas	Jim	Gillespie	417 S. Meredith	Dumas	79029-3840
Duncanville	James	Hanna	1303 Deer Ridge	Duncanville	75137
Eagle Lake	C.J.	Miller	608 Willow Lane	Eagle Lake	77434
Eagle Pass	Anador	Sanchez	589 Main St.	Eagle Pass	78852
Eastland	Opal	Little	Box 33	Olden	76466-0033
Eden	Nancy	Green	HC 89, Box 55	Eden	76837-9305
Edinburg/FLS	Harry	Quin	2000 Ann	Edinburg	78539-6051

Library	First Name	Last Name	Mailing Address	City	Zip Code
Edna	Billie	Taylor	Route 1, Box 264	Edna	77957-2734
El Paso	Irene	Escobar	3805 La Luz	El Paso	79903-2913
Eldorado	Penny	Bland	P.O. Box 702	Eldorado	76936-0702
Electra	Elwanda	Hollis	P.O. Box 1214	Electra	76360
Elgin	Melissa	Pugh	404 N. Main St.	Elgin	78621
Elsa/FLS	Gwenyth W.	Willich	Box 681	Elsa	78543
Emory	Lee	Payne	Rt. 3, Box 429	Emory	75440
Ennis	Jim	Templin	2500 Woodlawn	Ennis	75119
Euless	William	Kirkley	309 W. Ash Lane	Euless	76039
Everman	Alice	Crist	804 Edna Dr.	Everman	76140
Fabens	James M.	Day	4108 Cambridge	El Paso	79903
Fairfield	Jimmy	May	526 E. Commerce St.	Fairfield	75840
Falfurrias	Ann	Wilkinson	P.O. Box 291	Falfurrias	78355
Falls City/FLS	Jeannette	Wiggins	P.O. Box 371	Falls City	78113-0371
Farmers Branch	Leonard	Abbey	13613 Webb Chapel	Farmers Branch	75234
Farmersville	Robert	Tedford	400 Sherry Lane	Farmersville	75031
Ferris	Ginny	Bodine	514 S. Mable	Ferris	75125
Florence	Lou	Scott	P.O. Box 85	Florence	76527-0085
Floresville	Lydia	Martinez	1415 E Street	Floresville	78114-2239
Flower Mound	Greg	Anderson	1916 Kings Court	Flower Mound	75028
Floydada	Lucy	Eastham	Box 59	Dougherty	79231
Forest Hill	Mustafa	Sami	7336 Woodbridge Dr.	Forest Hill	76140
Fort Davis	Joanne	Spoon	Box 1021	Fort Davis	79734-1021
Fort Hancock	Vera	Adams	P.O. Box 68	Fort Hancock	79839-0068
Fort Stockton	Totsie	Kerr	403 S. Hadden	Fort Stockton	79735
Fort Worth	Betsy	Pepper	3100 Avondale	Fort Worth	76109
Frankston	Joe	Tindel	P.O. Box 188	Frankston	75763-0188
Fredericksburg	Ruth	Welgehausen	P.O. Box 1026	Fredericksburg	78624
Friendswood/FLS	Kenneth	Gilbreath	606 Castlewood	Friendswood	77546-4820
Friena	Dana	Jameson	912 Washington	Friena	79035
Galveston/FLS	Roland	Bassett	P.O. Box 1943	Galveston	77553
Garland	Zoe	Howland	5102 Vera Cruz	Garland	75043
George West	Norene	Brown	P.O. Box 638	George West	78022
Georgetown	Nancy	Snead	4210 S. IH 35	Georgetown	78628
Giddings	Sue	Placke	P.O. Box 357	Giddings	78942
Gilmer	Fredda	Sansom	P.O. Box 174	Gilmer	75644
Gladewater	Mrs. John	Osteen	405 Phillips Dr.	Gladewater	75647
Glen Rose	Brenda	Watson	Route 1, Box 2948	Glen Rose	76043
Goliad	Paul	Primm	P.O. Box 634	Goliad	77963
Gonzales/FLS	Jane	Boothe	125 S. Patrick	Gonzales	78629
Graham	Ann	Graham	1510 Oak Forest Drive	Graham	76046-4510
Granbury	Glynn	Van Zandt	200 S. Jones	Granbury	76048
Grand Prairie	Saul	Friedman	1551 NW 19th #1007	Grand Prairie	75050-2891

300

307

BOARD CHAIRPERSONS OF PUBLIC LIBRARIES

Library	First Name	Last Name	Mailing Address	City	Zip Code
Grand Saline	Bruce	Cheatham	118 W. Jordan	Grand Saline	75140
Grapevine	Patrick	Nolan	2105 Lakecrest	Grapevine	76051
Greenville	Douglas	Weaver	6 Patterson Drive	Greenville	75401
Groesbeck	Gloredia	Phillips	518 N. Ellis	Groesbeck	76642
Groveton	Janis	Bergman	P.O. Box 478	Groveton	75845
Gruver	Marguerite	Nelson	Box 728	Gruver	79040
Hale Center	Mary Jane	Brashear	P.O. Box 1107	Hale Center	79041-1107
Hallettsville	Laurie	Gindler	P.O. Box 407	Hallettsville	77964
Halton City	Patsy	Sullivan	4613 Starlight	Halton City	76117-2153
Hamilton	Betty	Jenkins	323 Walnut	Hamilton	76531
Harker Heights	Ed	Schulz	101 W. Briarwood Lane	Harker Heights	76543
Harlingen	Mary	Tisdale	546 Lake Drive	Harlingen	78550
Haskell	Maxine	Hamilton	City Rt.	Harlingen	78550
Hawkins	Juanita	Lowrance	Drawer 329	Rochester	79544
Hebronville	Beatriz	Martinez	P.O. Box 698	Hawkins	75765
Hempstead	Freddie	Zach	836 Austin St., Suite 203	Hebronville	78361
Henderson	Theodore V.	Foote	P.O. Box 773	Hempstead	77445
Henrietta	Myrtle	Gates	115 West Commerce	Henderson	75653-0773
Hereford	Tom	Simons	237 Juniper	Henrietta	76365
Hewitt	Mark	Barnett	838 Majestic	Hereford	79045
Higgins	Louise	Landers	P.O. Box 105	Hewitt	76643
Hillsboro	Bob	Moon	P.O. Box 635	Higgins	79046-0105
Hitchcock/FLS	B.C.	Wright	115 Bayou Glen	Hillsboro	76645
Hondo	Mary Jane	Marrs	1505 25th Street	Hitchcock	77563-1824
Hooks	Betty	Whittington	Box 396	Hondo	78861
Houston	Frank	Hartung	P.O. Box 79307	Hooks	75561-0396
Howe	Lynda	Shannon	P.O. Box 100	Houston	77279
Huntsville	David	Burris	3357 Pine Grove	Howe	75059-0100
Hurst	Sally	Hollemon	437 Hillview Drive	Huntsville	77340
Hutchins	Brenda	Grant	1019 Walnut Ridge Cove	Hurst	76054
Idalou	Dortha Faye	Rossen	P.O. Box 1038	Hutchins	75141
Imperial	Atha Lee	Boyd	P.O. Box 155	Idalou	79329-1038
Ingleside	Dolores	Holmes	Rt. 1, Box 1170	Imperial	79743-0155
Irving	Carolyn	McDougal	113 Tuscan Court	Ingleside	78362-1170
Jacksboro	Lloyd	Knight	103 Cromeans	Irving	75062
Jacksonville	John	Templeton	1113 Kirkwood	Jacksboro	76056
Jasper	Dianne	Pace	600 Olive Street	Jacksonville	75766
Jayton	Brenda	Long	Box 28	Jasper	75951
Johnson City	Dixie	Duncan	P.O. Box 444	Jayton	79528
Jonestown	Betty	Horton	18664 A FM 1431	Johnson City	78636-0444
Jourdanton	Patsy	Schuchart	P.O. Box 916	Jonestown	78645
Junction	Martha	Bennett	P.O. Box 351	Jourdanton	78026-0916
Justin	Hazel	Bennett	P.O. Box 877	Junction	76849
				Justin	76247

Library	First Name	Last Name	Mailing Address	City	Zip Code
Karnes City/FLS	Jan	Johnson	Rt. 2 Box 7	Karnes City	78118
Kaufman	John	Hoffmeyer	Rt. 1 Box 836	Kaufman	75142
Keller	Priscilla	Warren	317 Eastwood	Keller	76248
Kendalia/FLS	Hazel	Myers	Route 2 Box 64	Kendalia	78027
Kenedy/FLS	John	Waak	707 Alta Vista	Kenedy	78119
Kenedy/FLS-KCHQ	Marilyn	Nieschwiertz	P.O. Box 37	Falls City	78113
Kerrville	Virginia Ruth	Clarke	Clarke Ranch	Mountain Home	78028
Kingsville	Betty	Eshom	1010 South 23rd	Kingsville	78363
Kirbyville	Zelma	Jinnette	P.O. Box 26	Kirbyville	75956
Kountze	Rita	Peterson	P.O. Box 288	Kountze	77625
Krum	Tim	Marlin	P.O. Box 188	Krum	76249-0188
Kyle	Mary	Curry	505 Blue Sage	Kyle	78640
La Feria	John	Bauer	Box 4503	La Feria	78559-2580
La Grange	Msgr. Harry	Mazurkiewicz	539 East Pearl	La Grange	78945-3230
La Marque/FLS	Alexander	P. att	2616 Lake Park	La Marque	77568-3725
Laguna Vista	E. Jack	Warrick	514 Ebony Lane	Laguna Vista	78578
Lake Dallas	Johnnie	Fondren	1301 Sycamore Bend	Hickory Creek	75065
Lake Travis	Nancy	Pencsak	15905 Allenwood	Austin	78734
Lake Worth	Lee	McKay	4025 Shaanee Trail	Lake Worth	76135
Lamesa	Wayne	Smith	404 North 21st	Lamesa	79331-1264
Lampasas	Jane	Wieser	P.O. Box 191	Lampasas	76550
Lancaster	John	Piper	220 W. Main	Lancaster	75146
Laredo	Rose	Woodruff	418 Berkeley	Laredo	78041
League City/FLS	Darwin	Gilmore	2307 Jackson	League City	77573
Leakey	Warren V.	Seymour	P.O. Box 374	Leakey	78873-0374
Leander	Julie	Kimball	1906 Limerick	Leander	78641
Leon Valley	Ken	Doekal	8503 Chesham	San Antonio	78250
Leonard	Eddie L.	Sudderth	P.O. Box 367	Leonard	75452
Lewisville	Ruth	Bryan	720 N. Old Orchard	Lewisville	75067
Liberty	Luther	Wells	P.O. Box 10045	Liberty	77575
Littlefield	Jane	Davidson	605 E. 12th	Littlefield	79339
Llano	Wildring	Edwards	P.O. Box 163	Bluffton	78607
Lockhart	Elizabeth	McCauley	1309 Woodlawn St.	Lockhart	78644
Longview	Dr. Jack	Goodwyn	P.O. Box 7444	Longview	75607
Los Fresnos	Nella Jo	Jennings	6480 N. Expressway	Brownsville	78520
Lubbock	Helen	Otken	6611 Joliet	Lubbock	79413
Lufkin	Kristi	Gay	P.O. Box 789	Lufkin	75901
Luling	Bryan	Nickells	432 W. Austin	Luling	78648
Lumberton	Linda	Surratt	8085 Laurie Lane	Lumberton	77656
Lytle	Jeanie	Habarka	P.O. Box 1147	Lytle	78052
Mabank	Eston	Williams	105 Kaufman	Mabank	75147
Madisonville	Charles L.	Crouch	408 N. Woodward	Madisonville	77864
Malakoff	Nannie	Drake	P.O. Box 442	Malakoff	75148-0442

400

401

BOARD CHAIRPERSONS OF PUBLIC LIBRARIES

Library	First Name	Last Name	Mailing Address	City	Zip Code
Mansfield	Dwain	Cannon	210 North Creekwood	Mansfield	76063
Marfa	Mary R.	Davis	P.O. Box 126	Marfa	79843-0126
Marlin	Mildred	Hodge	511 S. Gresham	Marlin	76661
Marshall	Fenn	Lewis	300 S. Alamo	Marshall	75670
Mason	Tommie Lou	Luckenbach	HC 68 Box 360	Fredonia	76842
Matador	James	Gillespie	P.O. Box 76	Matador	79244-0076
Mathis	Arline	Nesbitt	Rt. 1, Box 162 H-S	Mathis	78368
Maud	Joye	Graves	R.R. 1 Box 99	Maud	75567
McAllen/FLS	W.H.	Fitzgerald	1401 Redbud	McAllen	78504-3717
McAllen/FLS-HCHQ	Frances	Riley	601 E. Gore	Pharr	78577
McGregor	Tom	Kirk	317 South Main Street	McGregor	76657
McKinney	Bill	Bradshaw	2412 Peachtree	McKinney	75070
McLean	Bonnie Nell	Fabian	P.O. Box 500	McLean	79057-0500
Memphis	Patricia	Gardenhire	826 S. 10th	Memphis	79245
Menard	Margaret	Smith	Box 1226	Menard	76859-1226
Mercedes/FLS	Reynaldo	Cornejo	1511 S. Missouri	Mercedes	78570
Mertzton	Ann	Bailey	Box 529	Mertzton	76941-0529
Mesquite	Virginia Milam	Campbell	300 W. Grubb	Mesquite	75149-3492
Mexia	Caroline	Forsythe	1008 Jan Street	Mexia	76667-2398
Miami	Irene	Coffee	Rt 1, Box 173	Miami	79059
Midland	Nicholas C.	Taylor	P.O. Box 1540	Midland	79702-1540
Midlothian	Billy	Barrett	925 S. Ninth Street	Midlothian	76065
Mineral Wells	Rual	Perkins	3 MW Anne Road	Mineral Wells	76067
Mission/FLS	Helen M.	Grinnan	1328 Francisco	Mission	78572
Mount Calm	Alice	McKinney	P.O. Box 145	Mt. Calm	76673
Mt. Pleasant	Carolyn	Sargent	1914 Gene Drive	Mt. Pleasant	75455
Mt. Vernon	Ron	Davis	P.O. Box 546	Mt. Vernon	75457-0546
Muenster	Charles	Koesler	Rt. 1 Box 32	Muenster	76252
Muleshoe	Ruby Lee	Kerr	407 W. 7th St.	Muleshoe	79347
Munday	Belle	Grill	General Delivery	Benjamin	79505
Nacogdoches	Ken	Wood	227 Mims	Nacogdoches	75961-5212
Navasota	Jane	Terrell	415 Johnson	Navasota	77868
New Boston	Paul	Atkinson	119 N. Ellis Street	New Boston	75570-2905
New Braunfels	Susan	Ivy	341 Prince	New Braunfels	78130-5353
New Waverly	Ron	Kolb	Rt. 1 Box 1640	New Waverly	77358
Newark	Godfrey	Pegues	P.O. Box 157	Newark	76071
Newton	Charles	Brown	P.O. Box 505	Newton	75966
Nocona	Mabel	Major	Route 3, Box 844	Nocona	76255
North Richland Hills	Jay	Bradshaw	5637 Jamaica	North Richland Hills	76180
Odem	Geneva	Jackson	P.O. Box 855	Odem	78370
Olney	Clifton	Key	902 Arbor	Olney	76374
Orange	Robert	Axelson	2131 Live Oak	Orange	77630
Ozona	Elliott	Barrera	Box 606	Ozona	76943

Library	First Name	Last Name	Mailing Address	City	Zip Code
Paducah	Nora	Deator	Box 310	Paducah	79248
Palacios	V. J.	Kahllich	512 Green	Palacios	77465
Palestine	Wayne	Sellers	215 Stephanie	Palestine	75801
Pampa	Lloyd	Harvey	307 Linda	Pampa	79065
Panhandle	Sybil	Harrell	Box 366	Groom	79039
Paris	William	Meely	530 Laurel Lane	Paris	75460
Pasadena	Dr. Robert	Sims	702 Llano	77504-1527	
Pearsall	Jesus	Cuevas	P.O. Box 134	Pearsall	78061
Perryton	Leona	Headlee	606 S. Grinnell	Perryton	79070
Petersburg	Margaret	Wilson	Rt. 1	Petersburg	79250
Pflugerville	Audrey	Dearing	Rt. 2 Box 120	Pflugerville	78660
Pharr/FLS	Diana	Narvaez	1010 S. Huisacha Court	Pharr	78577
Pilot Point	Mary Lou	Bobo	P.O. Box 782	Pilot Point	76258-0782
Pineland	Garlin	Parker	P.O. Box 185	Pineland	75968-0185
Pittsburg	Paulette	Rolston	Rt. 1 Box 3-B	Pittsburg	75686
Plains	Dallas	Brewer	9th	Plains	79355
Plainview	Pat	Kelly	P.O. Box 970	Plainview	79073-0970
Plano	Hal	Stringer	2820 Meadowbrook	Plano	75075
Pleasanton	Myron	Repka	75 Pulliam	Pleasanton	78064
Port Aransas	Daniel C.	Mulloney	P.O. Box 1628	Port Aransas	78373-1628
Port Arthur	Mary Ellen	Summerlin	P.O. Box 1089	Port Arthur	77641
Port Isabel	Betty	Murphy	P.O. Box 819	Port Isabel	78578
Port Lavaca	Jody	Weaver	1612 Avalon	Port Lavaca	77979
Port Neches	Mary	Wright	2450 Merriman Street	Port Neches	77651
Portland	Xavier	Barrera	1239 Euclid Cir.	Portland	78374
Post	Betty	Dennis	Box 44	Gail	79738-0044
Poteet	Linda	Ritchey	P.O. Box 191	Poteet	78065
Pottsboro	Janet	Johnston	Rt. 2 Box 444C	Pottsboro	75076
Presidio	Ellis	Villalobos	P.O. Box 428	Presidio	79845-0428
Quanah	Alma	Breedlove	501 W. Sixth	Quanah	79252
Quemado	June	Edwards	Rt. 1 Box 1A	Quemado	78877
Quitman	Janice	Henson	General Delivery	Quitman	79255
Raymondville	Craig	Johnson	P.O. Box 899	Quitman	75783
Refugio	Flora	Cherry	Rt. 1	Raymondville	78580
	Dennis	O'Connor	One O'Connor Plaza, Ste. 1100	Victoria	77901
Rhame	Nell	Criswell	Box 43	Rhame	76078-0043
Richardson	Cheryl-Ann	Wong	2200 E. Prairie Creek	Richardson	75080
Richland Hills	Anne	Noyes	3316 Ruth Road	Richland Hills	76118-6297
Richmond	Lynn	Helm	1263 Creekford	Sugar Land	77478
Rio Grande City	Maria Olivia	Garza	Rt. 3 Box 151	Rio Grande City	78582
Rio Hondo	Jessie	Brotzman	P.O. Box 530	Rio Hondo	78583-0530
River Oaks	Douglas G.	Javes	1729 Hillside Dr.	Fort Worth	76114
Roanoke	Dr. Steve	Harris	P.O. Box 1258	Roanoke	76262-1258

BOARD CHAIRPERSONS OF PUBLIC LIBRARIES


Library	First Name	Last Name	Mailing Address	City	Zip Code
Robert Lee	Mary	Grim	P.O. Box 853	Robert Lee	76945-0853
Rockdale	Bob	Thompson	310 San Jacinto	Rockdale	76567-2901
Rockport	Don	Cross	3 Luau Lane	Rockport	78382
Rocksprings	Dora	White	P.O. Box 1028	Rocksprings	78880-1028
Rockwall	Walter	Coughran	307 Munson	Rockwall	75087
Rotan	Carol	Greenway	610 E. 6th St.	Rotan	79546
Rowlett	Earnestine	Cole	8714 Woodlake	Rowlett	75088
Runge/FLS	Regina	Liska	Rt. 2, Box 114	Runge	78151
Rusk	Toni	Guinn	Rt. 3, Box 216	Rusk	75785
Sachse	Patricia	Szot	5318 Heritage Circle	Sachse	75048
Saginaw	Randolph	Shaeffer	248 Rancho Dr.	Saginaw	76179-2638
Salado	Jeanne	Barrier	800 Chisholm Ridge #3	Salado	76571
San Angelo	William F.	Collins	1012 Cactus Lane	San Angelo	76903
San Antonio	Marie	Swartz	204 Crescent	San Antonio	78209
San Augustine	Lucy	Sharp	P.O. Box 4	San Augustine	75972
San Benito	Betty B.	Cashin	844 North Sam Houston	San Benito	78586
San Marcos	Shirley	Boernerman	613 Lindsey	San Marcos	78666
San Saba	Harlen	Barker	Courthouse	San Saba	76877
Sanderson	James	Chapoy	P.O. Box 402	Sanderson	79848
Sanger	Esta Lou	Morgan	P.O. Box 258	Sanger	76266
Santa Fe/FLS	Gerald	Cleveland	P.O. Box 306	Santa Fe	77510
Schertz	Gerald	Thurman	101 Patrick Henry	Schertz	78154
Schulenburg	Ben J.	Sustr	700 Bohlmann Avenue	Schulenburg	78956
Seagoville	Gennie	Lassater	406 N. Kaufman	Seagoville	75159
Sealy	Jeanne	Zander	1420 Tauber	Sealy	77474
Seguin	Robert L.	Blevins, Jr.	214 Park Village	Seguin	78155
Seymour	Roy	Guisenberry, Jr.	500 Sunset Rd.	Seymour	76380
Shamrock	Loia B.	Brannon	706 S. Maddlen	Shamrock	79079
Shepherd	Pamela	Whitmore	P.O. Box 159	Shepherd	77371
Sheridan	Zelda	Walker	P.O. Box 96	Sheridan	77475-0096
Sherman	Doris	Clark	1220 S. Crockett	Sherman	75090
Silsbee	Dean	Robinson	132 Winnie Circle	Silsbee	77656
Silverton	Lu Ree	Burson	Box 599	Silverton	79257
Sinton	Eileen	Troup	720 E. Lewis	Sinton	78387-2741
Slaton	Glynda	Englund	1400 Woodrow Road	Slaton	79364-2799
Smiley/FLS	Jynell	Moyer	HC 1, Box 6	Smiley	78159-9701
Smithville	Hope	Hollub	405 Garwood	Smithville	78957
Snyder	Nona	Williams	Rt. 2	Hermleigh	79526
Sour Lake	Mildred	Jett	P.O. Box 101	Sour Lake	77659-0101
Spearman	Myrna	Biggers	P.O. Box 342	Spearman	79081
Springtown	Sue	Lockhart	P.O. Box 5	Springtown	76082
Spur	Sinclair	Hughes	P.O. Box 2	Afton	79220-0002
Stamford	Phyllis	Davis	1409 Bartley	Stamford	79553

BOARD CHAIRPERSONS OF PUBLIC LIBRARIES

Library	First Name	Last Name	Mailing Address	City	Zip Code
Stephenville	Dr. O.A.	Grant	950 W. Vanderbilt	Stephenville	76401-3358
Stratford	Lugenia	Carter	Box 33	Stratford	79084
Sulphur Springs	Pam	Sellers	1828 Main	Sulphur Springs	75482
Sunnyvale	Vivian	Bright	245 Mansfield Blvd.	Sunnyvale	75182
Sweetwater	Mrs. Wilson	Guest	1900 Country Club	Sweetwater	79556
Taft	Maxine	Glasson	715 San Patricio	Taft	78390-0715
Tahoka	Cathy	Box	Box 698	Tahoka	79373
Taylor	Jerry	Frankeny	516 West 7th St.	Taylor	76574
Teague	Charles	Brown	Box 101	Teague	75860
Temple	Randy	Ramsey	P.O. Box 6101	Temple	76503
Terrell	Beverly	Brittain	305 Grace Lane	Terrell	75160
Texarkana	Ann	Gooding	1902 Laurel	Texarkana	75502
Texas City	J.W.	O'Bryant, M.D.	1211 24th Avenue N.	Texas City	77590
The Colony	Diana	Kruzich	4808 Jennings Cr.	The Colony	75056
Trinity	Linda	Walker	P.O. Box 1770	Trinity	75862
Tulia	Mary	Brown	HCR 5 Box 85	Tulia	75701
Tyler	Virginia	O'Connell	2515 Pounds Ave.	Tyler	78148-2532
Universal City	William	Ruthruff	8243 Capricorn Dr.	Universal City	78801
Uvalde	Mary	Harpole	808 E. Nopal	Uvalde	75095-0187
Van Alstyne	Joe	Eatherly	P.O. Box 187	Van Alstyne	75095-0187
Van Horn	Carlos	Urias	Box 281	Van Horn	79855
Vega	Myrtle	Fenimore	Box 298	Vega	79092-0298
Vernon	Doug	Garrison	2316 Hilltop Dr.	Vernon	76384
Victoria	Beverly	Connally	402 Lantana	Victoria	77901
Vidor	Mellie	Nagai	615 Pinecrest	Vidor	77662
Waco	Anna Margaret	King	2523 Cedar Ridge Rd.	Waco	76708
Wallis	Anita	Mayer	P.O. Box 236	Wallis	77485-0236
Watauga	Ruth Ann	Jeffries	6424 Alta Vista	Watauga	76148
Waxahachie	William H.	Getzendaner	P.O. Box 160	Waxahachie	75165
Weatherford	Linda	Snow	110 Oriole	Weatherford	76086-6035
Weimar	Beverly	Gindler	407 Brasher	Weimar	78962
Wellington	Frances	Schmidt	2008 East Ave.	Wellington	79095
Westaco/FLS	Hank	Page	1013 South Missouri	Westaco	78596-7511
West	Walter M.	Reaves, Jr.	207 E. Oak	West	76691
West Tawakoni	Geraldine	Edge	Rt. 1, Box 342	Quinlan	75474-9724
Wheeler	Mary	Mitchell	P.O. Box 493	Wheeler	79096
White Settlement	Janet	Brown	824 Comal	White Settlement	76108
Whitehouse	Sandra	Knacksstedt	P.O. Box 575	Whitehouse	75791-0575
Whitesboro	Karen	Butts	Route 2, Box 502B	Whitesboro	76273
Whitewright	Mike	Holloway	Hwy 69	Whitewright	75491
Whitney	Betty	Butler	Rt. 3 Box 670G	Whitney	76692
Wichita Falls	Dr. James	Snowden	7 Edgefield Court	Wichita Falls	76302
Wilmer	Cynthia	Bamuelos	312 Thorne St.	Wilmer	75172

BOARD CHAIRPERSONS OF PUBLIC LIBRARIES

Library	First Name	Last Name	Mailing Address	City	Zip Code
Wimberley	Martha L.	Brunson	Rt. 1 Box 49	Wimberley	78676
Winters	Marthiel	Russell	Box 855	Winters	79567
Wolfe City	Carolyn	Williams	P.O. Box 52	Wolfe City	75496-0052
Wolfforth	J. Weldon	Bennett	P.O. Box 1010	Wolfforth	79382-1010
Woodville	Jerome	Owens	318 Dogwood	Woodville	75979
Wylie	Retha	Tibbals	407 Hilltop	Wylie	75098
Yoakum	Paula	Raney	906 Carroll	Yoakum	77995
Yorktown	Marc	Landrum	Box 992	Yorktown	78164
Zapata	Olga	Figueroa	Box 2806	Zapata	78076



Appendix B: Friends Presidents

Library	First Name	Last Name	Mailing Address	City	Zip Code
Abilene	Pat	Frosch	1249 Palm Street	Abilene	79602-3629
Alice	Bess	Wells	1107 Arcadia	Alice	78332
Allen	Donna	Vanous	1404 Flameleaf	Allen	75002
Alpine	Ernest	Chatham	P.O. Box 1349	Alpine	79831-1349
Alvarado	Leanna	Cowan	P.O. Box 766	Alvarado	76009
Amarillo	Harold	Daniel	P.O. Box 2171	Amarillo	79189-2171
Arlington	Sarah	Knapp	1129 Western Blvd.	Arlington	76013-3838
Athens	Tere	Williford	121 South Prairieville	Athens	75751
Aubrey	Nancy	King	401 Carolota St.	Aubrey	76227
Austin	Conr...	Moore	6306 Wilbur Drive	Austin	78757
Austin/Westbank	Patty	Moynahan	4816 Bee Caves Rd.	Austin	78746
Azle	Debbie	Clark	809 Timberoaks Dr.	Azle	76020
Baird	Ruth	Fisher	421 Pine	Baird	79504-5505
Bandera	Olga	Bradford	Rt. 4, Box 4505	Lakehills	78063
Bartlett	Wanda	Crews	620 W. Davilla	Bartlett	76511
Bay City	Ruthann	Monteith	21 San Bernard	Bay City	77414
Baytown	Pat	Mann	1403 Idaho	Baytown	77520
Beaumont	Gwin	Genn	P.O. Box 3827	Beaumont	77704-3827
Beeville	Vikki	Schorlemmer	#1 Encino Loma	Beeville	78102
Bellaire	Joel	Nash	4603 Huisache	Bellaire	77401-5115
Big Spring	Doris	Vieregge	1400 Runnels	Big Spring	79720-4414
Blanco	Darrell	Holmes	Box 111	Blanco	78606
Boerne/FLS	Dorothy	Busby	210 N. Main	Boerne	78006
Borger	Dana	Wright	1610 Primrose	Borger	79007
Bowie	Lois Mae	Hall	Rt. 4 Box 150	Bowie	76230
Brackettville	Molly	Schroeder	P.O. Box 406	Brackettville	78832-0406
Brady	Georgina	Partin	805 W. 4th	Brady	76825
Bridge City	Charlotte	Chiasson	187 Louise Street	Bridge City	77611
Bridgeport	Mary	Nance	Rt. 1 Box 47C3	Bridgeport	76426
Brownfield	Julie	Combes	1603 Brandee Lane	Brownfield	79316-4387
Brownsville	Elizabeth	Butler	1834 Palm Blvd.	Brownsville	78521
Brownwood	Lynda	Thomas	605 Oak Park Dr.	Brownwood	76801
Bryan	Elaine	Vance	3818 Plainsman Lane	Bryan	77802
Buda	Mary	Giberson	P.O. Box 357	Buda	78610
Buffalo	Shirley	Arbor	Rt. 1 Box 49 B	Buffalo	75831
Buna	Lillian R.	Loper	Rt. 2, Box 202-A	Buna	77612
Burkburnett	Carol	Gilbow	1026 Jan Lee Dr.	Burkburnett	76354-2916
Burleson	Jan	Gehring	2425 Trail Tree Ct.	Burleson	76028
Burnet	James	Massey	P.O. Box 188	Burnet	78609
Caldwell	Sallie	Cochran	Rt. 4, Box 55	Caldwell	77836
Cameron	Alma	Bush	101 E. 6th St.	Cameron	76520
Canadian	Jim	Chandler	Box 693	Canadian	79014
Canton	Bobbie	Paul	1402 Sleepy Hollow	Canton	75103

Library	First Name	Last Name	Mailing Address	City	Zip Code
Canyon	Janney Bee	Hines	2006 2nd Avenue	Canyon	79015
Canyon Lake	Elliott	Jacobson	Rt. 5 Box 875 X	Canyon Lake	78133
Carrollton	Patricia	Arnold	2001 Jackson Road	Carrollton	75006-1739
Carthage	Margie	Hopkins	Route 1, Box 213	Gary	75643
Castroville	Claudia	Jungman	P.O. Box 106	Castroville	78009
Cedar Park	Clara	Trahan	Rt. 3 Box 403	Leander	78641
Centerville	Barbara	Gregory	P.O. Box 157	Centerville	75833
Childress	Margaret	Leftwich	308 Ave. G SE	Childress	79201
Clarendon	Shirley	Clifford	Box 669	Clarendon	79226
Clarksville	Mary Kate	Hale	702 West Third	Clarksville	75426
Cleveland	Aline	Hines	120 Circle Dr.	Cleveland	77327
Clyde	Priscilla	Acklin	1995 Cessna	Clyde	79510
Coldspring	Opal	Childress	Rt. 2 Box 5466	Coldspring	77331
Coleman	Foster	Miller	1001 High Rd.	Coleman	76834
Colorado City	Betsy	Aycock	405 East 15th Street	Colorado City	79512
Comanche	Mrs. Dan	Mims	P.O. Box 411	Comanche	76442
Comfort/FLS	Helen	Martin	Rt. 1 Box 149 M	Comfort	78013
Commerce	John	McQuary	1503 Bonham Street	Commerce	75428
Conroe	Mac	Barnhill	3706 W. Davis	Conroe	77301
Cooper	Leo	Millard	450 W. Bonham	Cooper	75432
Coppell	Ann	McNear	P.O. Box 116	Coppell	75019
Copperas Cove	Joseph	Degi	1106 Craig	Copperas Cove	76522
Corpus Christi	Willa	Thomasson	226 Rosebud	Corpus Christi	78404-1735
Corrigan	Eva	Whitworth	P.O. Box 561	Corrigan	75939
Corsicana	Kathy	Nease	813 Oxford	Corsicana	75110-2050
Crosbyton	Margaret	Thompson	Box 446	Crosbyton	79322
Cross Plains	Joan M.	McCowen	Rt. 1, Box 65A	Cross Plains	76443
Crowell	Lorene	Coffey	P.O. Box 361	Crowell	79227
Crowley	Janice	Corthay	1485 Floyd Hampton	Crowley	76036
Dalhart	Lorraine	Wardell	1205 Tascosa Rd.	Dalhart	79022
Dallas	Sandy	Melton	1515 Young St.	Dallas	75201-5499
Dayton	Betty	Brown	Rt. 4 Box 241	Dayton	77535
DeSoto	Sharon	Schmelzle	1100 N. Cockrell Hill	DeSoto	75115
Decatur	Harry	Williams	P.O. Box 538	Decatur	76234
Deer Park	Richard	Sims	4310 W. Grant	Deer Park	77536
Del Rio	James	Rizley	200 Avant Apt. 3C	Del Rio	78840
Denison	Joseph	Knight	Pottsboro Road	Denison	75020
Denton	Dr. Ruby H.	Herd	120 Garza Rd.	Denton	76201
Diboll	Regilda	Shadix	605 Carter Dr.	Diboll	75941
Dickinson/FLS	Martha	Young	3204 Avenue H	Dickinson	77539-6849
Donna/FLS	Allen	Gifford	300 S. 1st #20	Donna	78537
Dumas	Lynnda	Fisk	HCR 1 Box E1	Dumas	79029
Duncanville	Adrienne	Eckert	611 Oriole Blvd. #1102	Duncanville	75116

FRIENDS PRESIDENTS OF PUBLIC LIBRARIES

Library	First Name	Last Name	Mailing Address	City	Zip Code
Eagle Lake	Ernie	Sommer-Latte	P.O. Box 824	Eagle Lake	77434
Eden	Nancy	Green	HC 89, Box 55	Eden	76837-9305
Edinburg/FLS	Frances	DeWolf	1100 Vance	Edinburg	78539-3060
Elgin	Melissa	Pugh	404 N. Main St.	Elgin	78621
Ennis	Jim	Templin	2500 Woodlawn	Ennis	75119
Eulless	Elaine	Turner	2024 Parkridge	Hurst	76054
Everman	Jo	Kern	625 Christie Ct.	Everman	76140
Fabens	Virginia	Tate	15000 Ashford #24	Horizon City	79927
Fairfield	Elizabeth	Hamaker	Rt. 3, Box 321 P	Fairfield	75840
Falls City/FLS	Gerry	Wiggins	P.O. Box 371	Falls City	78113-0371
Farmers Branch	Joan	Abbey	13613 Webb Chapel	Farmers Branch	75234
Flatonia	Betty	Mueller	P.O. Box 33	Flatonia	78941
Floresville	Linda	Vick	P.O. Box 248	Floresville	78114-2239
Flower Mound	Leland	Mebine	3008 Hamlett Court	Flower Mound	75028
Floydada	Jo	Goen	902 W. Jackson	Floydada	79235
Forest Hill	Sheila	Taylor	3212 Mary Ann Dr.	Forest Hill	76140
Fort Worth	Karen	Kaplan	5308 Keswick Drive	Fort Worth	76133
Frankston	Tammy	Beard	Rt. 2, Box 187	Frankston	75763-2187
Fredericksburg	David	McLure	1044 Cedar Hills	Fredericksburg	78624
Friendswood/FLS	Lila	Ritter	405 Oak Vista	Friendswood	77546-3834
Friona	Dale	Mann	1108 W. 4th	Friona	79035
Galveston/FLS	Marvin	Langston	7765 Beauclair	Galveston	77551
Garland	Karen	Easter	1417 Douglas	Garland	75041
Gatesville	Vicky	Melton	Rt. 5 Box 496A	Gatesville	76528-9208
Georgetown	Tomi	Spence	101 Riverwood Drive	Georgetown	78628
Gilmer	Oley	Sansom	P.O. Box 174	Gilmer	75644
Gladewater	Mrs. Carson	Kennedy	212 Pinewood	Gladewater	75647
Glen Rose	Joyce	Hall	P.O. Box 292	Glen Rose	76043
Goliad	Elaine	Noland	P.O. Box 423	Goliad	77963
Gonzales/FLS	Kay	Karnau	215 Darst St.	Gonzales	78629
Graham	Charles	Morris	2101 Cherokee Loop	Graham	76046-4737
Granbury	Dorothy	Ross	222 N. Travis	Granbury	76048
Grand Prairie	Barbara	Schwartz	1209 Capetown	Grand Prairie	75050-3222
Grand Saline	Uldene	Hill	Box 426	Grand Saline	75140
Grapevine	Susan	Peabody	1201 S. Main	Grapevine	76051
Greenville	Wayne	Werner	201 Edgewood Drive	Greenville	75401
Groveton	Janice	Hill	P.O. Box 367	Groveton	75845
Hallettsville	Sandy	Zaruba	1003 Donna Dr.	Hallettsville	77964
Haltom City	Colleen	Elliott	5208 Mallory	Haltom City	76117-2452
Hamilton	Glenda	Garrison	801 E. Ross	Hamilton	76531
Harker Heights	John	Stephenson	1904 Antelope Trail	Harker Heights	76543
Harlingen	Nancy	Hall	3101 Banyan Circle	Harlingen	78550
Hawkins	Betty	Miller	Drawer 329	Hawkins	75765

Library	First Name	Last Name	Mailing Address	City	Zip Code
Hearne	Madeline	Zeig	1002 Anderson	Hearne	77859
Henderson	Marilyn	V'Soske	414 S. Evenside	Henderson	75652-3411
Hereford	Joe	Weaver	502 Ave. I	Hereford	79045
Hewitt	Harold	Woklove	229 Monterrey	Hewitt	76643
Highland Park	Frank W.	Blue	4641 Beverly Drive	Dallas	75209
Hitchcock/FLS	Jennie	Theim	P.O. Box 671	Hitchcock	77563-0671
Hondo	Brenda	Vavricek	608 20th Street	Hondo	78861
Honey Grove	Betsy	Fry	604 10th St.	Honey Grove	75446
Houston	Dr. James P.	Engle	4028 Chatham	Houston	77027
Houston/HCP	Sherry	Salge	15802 Hollytree	Houston	77068
Howe	Linda	Wall	28 Tate Circle	Sherman	75090-9709
Huntsville	Francis	Reid	2101 Avenue S	Huntsville	77340
Hurst	Ray	Hollemon	437 Hillview Drive	Hurst	76054
Idalou	Peggy	Boyd	P.O. Box 1195	Idalou	79329-1195
Irving	Pat	Sommerfeldt	2809 Warren Circle	Irving	75062
Jasper	Tom	Bledsoe	524 West Houston	Jasper	75951
Jourdanton	Joyce	Price	3101 Brown	Jourdanton	78026-3101
Junction	Janet	McCleary	151 Hospital Dr.	Junction	76849
Kaufman	Glee	Pugh	136 Quail Run	Kaufman	75142
Keller	Lana	Stapel	804 Belinda Dr.	Keller	76248
Kennedy/FLS	Glenda	Lewallen	303 W. Main	Kenedy	78119
Kerrville	Trisha	Matthews	426 Timber Ridge	Kerrville	78028
Kilgore	Amanda	Pratt	P.O. Box 990	Kilgore	75662
Killeen	Robert	Pinhero	P.O. Box 1621	Killeen	76540-1621
Kingsville	Therese	Crocker	Box 1026	Riviera	78379
Kirbyville	Josephine	Krouse	P.O. Box 842	Kirbyville	75956
Krum	Kardy	Burke	#10 Hillview	Krum	76249
Kyle	Ceverene	Lackey	Route 1 Box 75	Driftwood	78619
La Feria	Faith	Nicely	524 N. Jade	Harlingen	78550
La Marque/FLS	Ruth	Nash	2011 Scott	La Marque	77568-5374
Lake Travis	Mary	Whitaker	16002 Ave DeLa Fonta	Justin	78734
Lancaster	Mary	Kelly	220 W. Main	Lancaster	75146
Leakey	Wm. Paul	Burrier, Sr.	200 N. Evergreen Box 1084	Leakey	78873-1084
Leander	Irma	Howard	7230 Acacia	Leander	78641
Leon Valley	Fay	Snyder	6327 Pickering	San Antonio	78238
Leonard	Jacqueline	White	Rt. 2, Box 77C	Leonard	75452
Levelland	Jackie	Balch	2002 Tech Dr.	Levelland	79336
Lewisville	Greg	Orbeck	2885 Strathmore	Lewisville	75067
Liberty	Gloria	Stratton	P.O. Box 9160	Liberty	77575
Littlefield	Ellen	Massengill	510 E. 6th	Littlefield	79339
Livingston	William D.	Pyle	P.O. Box 1077	Livingston	77351
Lockhart	Dr. Donnie	Wilson	P.O. Box 46	Lockhart	78644
Longview	Carol	Nylund	P.O. Box 3268	Longview	75606

Library	First Name	Last Name	Mailing Address	City	Zip Code
Lubbock	Carroll	Burcham	5546 17th Pl.	Lubbock	79416
Lufkin	John	Fleming	P.O. Box 1728	Lufkin	75901
Lumberton	LaVerne	Danos	7855 Kay Lane	Lumberton	77656
Lytle	Linda	Bujol	St. Rt. 126	Lytle	78052
Mabank	Mary Lee	Walters	118 N. Castel	Mabank	75147
Malakoff	Evelyn	Morris	Rt. 1, Box 264	Malakoff	75148-9739
Mansfield	Pat	Palm	6880 Roberts Lane	Fort Worth	76140
Marfa	Jeanne	Hall	P.O. Box 935	Marfa	79843-0935
Marshall	Paul	Martin	300 S. Alamo	Marshall	75670
Matador	Marisue	Potts	Rt. 4, Box 115	Floydada	79235
Maud	Katherine	Hancock	P.O. Box 328	Maud	75567
McAllen/FLS	Lydia	Guerra	2109 Whitewing	McAllen	78501-6117
McGregor	Diana	Chapman	317 South Main Street	McGregor	76657
McKinney	Sherrie	Lacy	615 B West Lamar	McKinney	75069
McLean	Samuel A.	Haynes	P.O. Box 149	McLean	79057-0149
Mercedes/FLS	Hilda	Gorena	201 W. 16th	Mercedes	78570
Mesquite	Emma	Cronin	300 W. Grubb	Mesquite	75149-3492
Midland	Forrest	Underwood	3411 S. County Road 1130	Midland	79701-9024
Mission/FLS	Anne	Whitfield	P.O. Box 1487	Mission	78572
Monahans	Wilhelmina	Phillips	803 E. 6th	Monahans	79756
Mt. Pleasant	Claude	Alexander, Jr.	604 Magnolia	Mt. Pleasant	75455
Mt. Vernon	Carolyn	Williams	P.O. Box 498	Mt. Vernon	75457-0498
Muleshoe	Kay	Graves	901 W. Ave. J	Muleshoe	79347
Nacogdoches	Patricia	Russell	P.O. Box 13007	Nacogdoches	75961-5212
Navasota	Dr. Jack	White	127 Hillside Dr.	Navasota	77868
Nederland	Lynn	Metz	219 North 36th Street	Nederland	77627
New Boston	Christine	Woodrow	102 Hall Street	New Boston	75570-2522
New Braunfels	Betty	Tays	417 Marsh Oval	New Braunfels	78130
Newton	Robbie	Davis	P.O. Box 279	Newton	75966
Nocona	Frances	Waters	705 Ninth St.	Nocona	76255
North Richland Hills	Jan	Daniels	P.O. Box 820455	North Richland Hills	76182-0445
Odessa	Dan	Kalenak	1315 N. Kelly	Odessa	79763
Olney	Cindy	Wilson	909 W. Edwards	Olney	76374
Orange	Ira	Williamson	2525 23rd St.	Orange	77630
Ozona	Marcille	Long	Box 994	Ozona	76943
Palacios	Ethyleene	Keel	326 Main	Palacios	77465
Palestine	Steve	Presley	110 Hillside Ln.	Palestine	75801
Pampa	Ann	Watson	1630 Summer	Pampa	79065
Paris	Delores	Hayer	500 31st Street, SE	Paris	75460
Pasadena	Art	Oswald	2210 Huckleberry	Pasadena	77502-4041
Pharr/FLS	Mary Q.	Gonzales	505 W. Caffery Ave.	Pharr	78577
Pilot Point	Nancy	Evans	P.O. Box 969	Pilot Point	76258-0969
Pittsburg	Kathy	Wooten	Rt. 2 Box 204-A	Pittsburg	75686


Library	First Name	Last Name	Mailing Address	City	Zip Code
Plainview	Billie	Jameson	2107 W. 11th St.	Plainview	79072
Plano	Christopher	Parr	3208 Regent	Plano	75075
Pleasanton	Andy	Tyson	306 Lantana	Pleasanton	78064
Port Arthur	Janie	Beckham	4130 Forest	Port Arthur	77642
Port Isabel	Caroline	Barber	950 S. Garcia, #166	Port Isabel	78578
Port Lavaca	Brenda	Wilson	124 Timberline	Port Lavaca	77979
Port Neches	Shirley	Conner	3145 Marianwood	Port Neches	77651
Portland	Marietta	Koester	Rt. 1 Box 122C	Taft	78390
Poteet	Charlotte	Lozano	St. Rt. 81	Poteet	78065
Pottsboro	Kathryne	Crews	Rt. 2 Box 356	Pottsboro	75076
Quanah	Teddie	Hamrick	Route 1 Box 16	Quanah	79252
Richardson	Mary Ann	Rumbo	2500 Spring Park	Richardson	75082
Richland Hills	Garland	Walker	2817 Cedar Park	Richland Hills	76118-6297
Richmond	Jack	Burgess	3115 Briar Court	Sugar Land	77478
Rio Grande City	Blanche	Trevino	P.O. Box 240	Rio Grande City	78582
Rio Hondo	Helen	Parker	P.O. Box 526	Rio Hondo	78583-0526
River Oaks	Paulette	Sepulvado	5021 Tulane	Fort Worth	76114
Roanoke	Margaret	Sherman	782 Litsey Rd.	Roanoke	76262
Rockwall	Vernie	Miller	1540 Champion	Rockwall	75087
Round Rock	Lisa	Bilbrey	1818 Chincoteague Way	Round Rock	78664
Rowlett	Betty	Curry	2313 Kirby	Rowlett	75088
Rusk	Virginia	Penney	Box 168	Rusk	75785
Sachse	Karen	Williams	1212 Meadow Lane	Sachse	75048
Saginaw	Pat	Coffman	358 Ridgecrest Dr.	Saginaw	76179-1707
Salado	Teddie	Dennis	502 Lazy Oak Drive	Salado	76571
San Angelo	Margaret	Mallard	2174 Sul Ross	San Angelo	76904
San Antonio	Gladys	Leverett	103 Encino Blanco	San Antonio	78230
San Benito	Gilbert	Flores	609 Dick Dowling	San Benito	78586
San Marcos	Jack	Lindstrom	727 Belvin	San Marcos	78666
San Saba	Clement	Rochat	1405 W. Commerce	San Saba	76877
Sanderson	Blanche	Zuberbueeler	Box 159	Sanderson	79848
Sanger	Eunice	Gray	808 N. Sixth	Sanger	76266
Santa Fe/FLS	Roseanna	Holloway	4801 Self Road	Santa Fe	77517
Seagoville	Rhonda	Lindsey	406 N. Kaufman	Seagoville	75159
Sealy	Janice	Duncum	205 Willow	Sealy	77474
Seguin	Margaret	Woytek	1343 Quail Ln.	Seguin	78155
Shepherd	Amy	Gould	5 Post Oak Lane	Shepherd	77371
Sherman	Lynn	Wells	1201 N. Woods	Sherman	75090
Sinton	Liz	Risey	208 N. Russ	Sinton	78387-2745
Slaton	Melva	Holland	910 S. 12th	Slaton	79364-5102
Smithville	Hope	Hollub	405 Garwood	Smithville	78957
Sonora	Sharon	Holman	Box 1446	Sonora	76950
Springtown	Sue	Lockhart	P.O. Box 5	Springtown	76082

424

455

FRIENDS PRESIDENTS OF PUBLIC LIBRARIES

Library	First Name	Last Name	Mailing Address	City	Zip Code
Spur	Sharon	Martin	P.O. Box 64	Spur	79370-0064
Stephenville	Ellen	Robey	Rt. 2 Box 120	Hico	76401-9646
Stratford	D'Lynn	Reed	Box 405	Stratford	79084
Sulphur Springs	Nancy	Render	1051 Church	Sulphur Springs	75482
Taft	Maxine	Glasson	715 San Patricio	Taft	78390-0715
Taylor	Mary Jane	Richter	511 Washburn	Taylor	76574
Temple	Susan	Howe	109 W. Upshaw	Temple	76501
Terrell	Anne	Davidson	408 Laurel Trail North	Terrell	75160
Texarkana	Elizabeth Ann	Greisser	1924 Laurel	Texarkana	75502
Texas City	Allan C.	Anderson	27 Seaside Lane	Texas City	77590
The Colony	Lorraine	Clark	5516 Slay Dr.	The Colony	75056
Trinity	Charlotte	Trow	P.O. Box 337	Trinity	75862
Tyler	Linda	Navarro	3610 Wynnewood	Tyler	75701
Universal City	Lorraine	McCutcheon	370 Kimberly Dr.	Universal City	78148-3412
Uvalde	India	Newton	119 W. Mesquite	Uvalde	78801
Van Alstyne	Dorothy	Drake	Route 1, Box 91	Van Alstyne	75095-9715
Van Horn	Susie	Bradley	Box 693	Van Horn	79855
Vega	Myrtle	Fenimore	Box 298	Vega	79092-0298
Victoria	Robert	Ratliff	RR 9 Box 537	Victoria	77901
Vidor	Mellie	Nagai	615 Pinecrest	Vidor	77662
Waco	Phil	Mayberry	5032 Meadowood	Waco	76710
Wallis	Mary	Wix	P.O. Box 119	Wallis	77485-0119
Waxahachie	David	Reid	118 Auburn	Waxahachie	75165
Weatherford	Jean	Baker	P.O. Box 176	Aledo	76008
Wellington	Terri	Morris	1508 Graham	Wellington	79095
Westaco/FLS	Allie	Haden	701 West 8th	Westaco	78596-6813
West	DeeAnne	Reaves	207 E. Oak	West	76691
Wharton	Ramona	Hare	1224 LaDelle	Wharton	77488
White Settlement	Rex	Scott	404 Grants Circle N.	White Settlement	76108
Whitesboro	Susan	Welch	211 Center Street	Whitesboro	76273
Wichita Falls	Gracie	Gregg	4606 Cove Road	Wichita Falls	76310
Wilmer	Pam	Wood	Rt. 2, Box 44AA	Wilmer	75172
Wimberley	Martha	Knies	P.O. Box 1821	Wimberley	78676
Winnsboro	Chip	Mathews	208 E. Myrtle	Winnsboro	75494
Woodville	Mrs. L.G.	Burton	P.O. Box 279	Woodville	75979
Wylie	Ellen	Smith	309 Cottonbelt	Wylie	75098
Yoakum	Annalee	Schubert	205 Hubbard	Yoakum	77995
Yorktown	Daphne	Buelter	Rt. 4 Box 203	Yorktown	78164



Appendix C: 1991 Annual Report Form and Instructions

ANNUAL REPORT FOR LOCAL FISCAL YEAR 1991

*This form is due at the Texas State Library three months after your 1991 fiscal year ends.
All data applies to your library's 1991 fiscal year.*

The local fiscal year covered by this report began _____ and ended _____.

Library Name _____ County _____
(As you wish it to appear in the directory)

Mailing Address _____ street or p.o. box _____ city _____ zip code _____ + 4

Street Address _____ street _____ city _____ zip code _____ + 4
(if different)

Phone _____ area code _____ number _____ extension _____

Telefax _____ area code _____ number _____

Head Librarian _____ first name _____ last name _____

Person completing form (if different) _____ first name _____ last name _____ position _____

Board Chair _____ first name _____ last name _____

Mailing Address _____ street _____ city _____ zip code _____ + 4

Friends President _____ first name _____ last name _____

Mailing Address _____ street _____ city _____ zip code _____ + 4

Outlets and Users

Number of branch libraries _____

Number of bookmobiles in use _____

Number of other public service outlets (collections in nursing homes and jails, stations, etc.) _____

Has the main library building(s) or any branch library been renovated, expanded, or new construction completed within the period covered by this report?

Yes _____ No _____

Categories of Expenditures

1	Salaries and Wages (exclude plant operation, security, and maintenance staff)	
2	Employee Benefits (exclude plant operation, security, and maintenance staff)	
Subtotal Wages and Benefits (add 1 + 2)		3
Collection		
4	Print Materials (exclude serial subscriptions and microforms)	
5	Serial Subscriptions (include all physical formats)	
6	Microforms (except serial subscriptions)	
7	Audiovisual Materials	
8	Other Materials	
Subtotal Collection (add 4 thru 8)		9
Miscellaneous		
Furniture and Equipment		
10	Other Operating Expenses (include plant operation, security, and maintenance staff)	
11		
Subtotal Miscellaneous (add 10 + 11)		12
Total Direct Operating Expenditures (add 3 + 9 + 12)		13
Indirect Costs (Optional, attach documentation if claimed)		
14		
Total Operating Expenditures (add 13 + 14)		15
Capital Outlay (Do not include expenditures reported above)		16
		431

Local Financial Effort

Of the amount shown in Library Collection Expenditures (Item 9), how much was expended from local funds only? 17 _____

Of the amount shown in Total Operating Expenditures (Item 15), how much was expended from _____

- Local funds only (include government sources)? 18 _____
- Local government sources only? 19 _____

Note: See Instructions (page 6) for definitions of "local funds" and "local government sources."

Library Income By Source

"Operating Income" is money received by the library for the current and recurrent costs of operation, including grants for special projects. "Capital Income" is money intended for major capital expenditures, construction, renovation, endowment fund deposits, or other extraordinary items. (Exclude interlibrary loan and system operation grants from both of these categories).

	OPERATING INCOME	CAPITAL INCOME
City or Cities	20 a _____	20 b _____
County or Counties	21 a _____	21 b _____
School Districts	22 a _____	22 b _____
Foundation & Corporate Grants	23 a _____	23 b _____
Federal Library Services & Construction Act Funds	24 a _____	24 b _____
Other Federal Funds	25 a _____	25 b _____
State Funds (do not include system grants)	26 a _____	26 b _____
Other Local Sources (interest, fines, donations from individuals)	27 a _____	27 b _____
TOTAL INCOME	28 a _____	28 b _____

If the library received funds from a city or county other than the one in which the library is located, list the appropriate cities or counties separately and indicate the total of the funds received from each city or county.

Cities or Counties Funding the Library	Amount Received
_____	\$ _____
_____	\$ _____
_____	\$ _____

LIBRARY COLLECTION

	Titles	Volumes, Items or Physical Units
Books and Serials (exclude microforms)	29 _____	_____
Uncataloged Paperbacks	30 _____	_____
Government Documents (if in separate collection and exclude microforms)	31 _____	_____
Microforms (include government documents)	32 _____	_____
Audio Materials	33 _____	_____
Films	34 _____	_____
Video Materials	35 _____	_____
Machine-Readable Materials	36 _____	_____
Other Library Materials	37 _____	_____
TOTALS	38 _____	_____
Number of subscriptions currently received (periodicals and newspapers in any format)	39 _____	_____

LOCAL LIBRARY SERVICE

Number of library circulation transactions	40 _____
Number of reference transactions received by your library	41 _____
Number of persons attending programs/presentations provided by the library	42 _____
Number of materials used in the library	43 _____
Number of library visits	44 _____
How long is your standard check-out period for books?	45 _____ d

ADULT EDUCATION

Did your library offer any of the following adult education services? (Check all that apply.)

- _____ ABE - Adult Basic Education classes
- _____ GED - General Education Development classes
- _____ ESL - English as a Second Language classes
- _____ Literacy tutoring or small groups
- _____ ESL - English as a Second Language tutoring or small groups
- _____ Family Literacy
- _____ Workplace Literacy

CHILDREN'S SERVICES

Did your library offer any of the following services for children? (Check all that apply.)

- _____ Baby Lapsit Programs for parents and babies (6 to 18 months)
- _____ Toddler Programs for parents and toddlers (18 to 36 months)
- _____ Preschool Storytime for children (3 to 5 years)
- _____ Storytimes for Day Care Centers, Nursery Schools, or Preschools
- _____ School-age Programs (Do not include Summer Reading Program)
- _____ Library tours for children
- _____ Computer classes for children
- _____ Programs in elementary schools

LIBRARY BOARDS

If your library has a library board, is it governing or advisory? _____ Governing _____ Advisory

Board members are (check all applicable) _____ Appointed _____ Elected

_____ City Government _____ County Government _____ Other

LIBRARY STAFFING AND SALARIES

Persons Holding Title of Librarian

- with master's degree from program accredited by ALA _____ 46 _____
- other persons holding title of librarian _____ 47 _____

All other paid staff (exclude plant operation, security and maintenance staff) _____ 48 _____

Total library paid staff _____ 49 _____
* Divide hours scheduled per week by 40 hours

How many hours last year did volunteers (including community service, Green Thumb, etc.) work in your library? _____ 50 _____

What was the Head Librarian's annual rate of salary? _____ 51 \$ _____

How many hours per week is the Head Librarian currently employed in library duties? _____ 52 _____ hours per week

RESOURCE SHARING

Interlibrary loan requests (exclude informational requests) filled by other libraries for your library users _____ Number of Requests _____

- Through a State sponsored Interlibrary Loan Office _____ 53 _____
- Requests filled by any other method _____ 54 _____

Interlibrary loan requests provided to other libraries _____ 55 _____

Does your library participate in any reciprocal borrowing agreement? _____
(Reciprocal borrowing is an agreement between libraries that allows patrons from each library to borrow materials from the other without payment of a nonresident use fee.)

Yes _____ No _____

If your library participates in a reciprocal borrowing arrangement, please list the libraries with which you have an agreement. _____

Number of reciprocal loans provided to patrons of other libraries _____ 56 _____

Does your library charge a non-resident fee or deposit to persons living outside the library's service area? _____

Yes _____ No _____

If yes, _____

Outside what areas (city, county, school district, etc.) does the fee apply? _____

How many fee-paying non-resident borrowers are registered? _____

How many materials were circulated to fee-paying non-resident borrowers? _____

What is the annual cost of a non-resident card? \$ _____

(If there is other than a flat annual charge, please attach a fee schedule.)

What was the total revenue from non-resident fees last year? \$ _____

Does this revenue go to _____ the library _____ the city, county, or school district _____ other (Where? _____)

Does your library circulate materials to persons living outside the library's tax-supporting service area without a fee or deposit? _____

Yes _____ No _____

If yes, _____

To what areas or groups do you provide free service? _____

How many non-resident borrowers are registered without charge? _____

How many materials were circulated to non-resident borrowers without charge? _____

LIBRARY HOURS

Number of unduplicated hours during a regular week that library service was available from your main library, branch libraries and bookmobiles (Do not count overlapping hours) 57 _____ per week

Number of duplicated hours of library service provided by all service outlets during the past year. (Count overlapping hours) 58 _____ per year

**SCHEDULE OF HOURS OF THE MAIN LIBRARY
OR LIBRARY SYSTEM HEADQUARTERS**

(If the library closes for the lunch hour, be sure to reflect this in the schedule.)

REGULAR SCHEDULE

Sunday _____
Monday _____
Tuesday _____
Wednesday _____
Thursday _____
Friday _____
Saturday _____

WEEKLY TOTAL _____

ADMINISTRATIVE USE ONLY
DO NOT WRITE HERE

SUMMER SCHEDULE

Sunday _____
Monday _____
Tuesday _____
Wednesday _____
Thursday _____
Friday _____
Saturday _____

WEEKLY TOTAL _____

ADMINISTRATIVE USE ONLY
DO NOT WRITE HERE

LIBRARY USE CHARGES AND FEES

Rule 1.72 of the Rules for Administering the Library Systems Act requires a public library to provide library services without use charge to all persons residing in the library's tax supporting political subdivision.

The only exceptions at the discretion of the library's governing authority are: reserving library materials; use of meeting rooms; replacement of lost borrower cards; fines for overdue, lost or damaged materials in accordance with local library policies; postage; in-depth reference services on a contractual basis; photocopying; library parking; service to non-residents; sale of publications; rental and deposits on equipment; and charges for the use of materials and machine-readable data bases not owned by the library, major resource center, or regional library system for which the vendor or supplier has charged a borrowing fee.

Please describe charges assessed to residents for any library services NOT listed in Rule 1.72 above. Also, please identify the fee structure. Use an additional page if necessary.

Does your library charge deposits or use fees to any of the groups below that reside within the library's service area? (Check any applicable groups):

_____ New Residents _____ Temporary Residents _____ College Students _____ Military
If the answer is yes to any of the four choices, please submit a copy of the policy authorizing this charge, if the policy is not already on file with the State Library.

BRANCH AND/OR BOOKMOBILE INFORMATION

(Attach a separate sheet if more space is necessary. A library may submit its own published listing of branch hours and locations, if such a list is available. Population estimates listed below should be provided on published list.)

Branch _____
Bookmobile _____

Library Name _____
Mailing Address _____ street or p.o. box _____ city _____ zip code _____ +4

Street Address _____ street or p.o. box _____ city _____ zip code _____ +4
(if different)

Phone _____ area code _____ number _____ extension _____

Telefax _____ area code _____ number _____

Name of Librarian _____ first name _____ last name _____

As part of a national program to collect data about public libraries, the U.S. Department of Education would like your best estimate of the size of the population served by each branch library and bookmobile.

This is an estimate of the service population of this branch or bookmobile. (Check one)

- a. _____ Less than 1,000
- b. _____ 1,000 - 2,499
- c. _____ 2,500 - 4,999
- d. _____ 5,000 - 9,999
- e. _____ 10,000 - 24,999
- f. _____ 25,000 - 49,999
- g. _____ 50,000 - 99,999
- h. _____ 100,000 - 249,999
- i. _____ 250,000 - 499,999
- j. _____ 500,000 or more

REGULAR SCHEDULE

Sunday _____
Monday _____
Tuesday _____
Wednesday _____
Thursday _____
Friday _____
Saturday _____
WEEKLY TOTAL _____

ADMINISTRATIVE USE ONLY
DO NOT WRITE HERE

SUMMER SCHEDULE

Sunday _____
Monday _____
Tuesday _____
Wednesday _____
Thursday _____
Friday _____
Saturday _____
WEEKLY TOTAL _____

ADMINISTRATIVE USE ONLY
DO NOT WRITE HERE

INSTRUCTIONS

The Texas State Library is participating in a national public library data collection system. The purpose of this system is to ensure the collection of comparable data in all states. These data will be useful in the creation of a composite report on the public libraries of the United States by the National Center for Education Statistics. They will also be useful in state-to-state comparisons.

Definitions are important to ensure comparability of data from different libraries and states. For the most part, these definitions were taken from the standard for library statistics approved in 1983 by the National Information Standards Organization (Z39).

Estimates are important if exact data are not available. Reporting libraries should not leave any items blank. They should enter "0" if the appropriate entry for an item is zero or "none" and enter "N/A" if an item does not apply to a particular library. If an exact figure is not available for a particular item but it is known that the amount is greater than zero, the librarian should ENTER AN ESTIMATE OF THE AMOUNT and indicate that the figure is an estimate by enclosing it in brackets.

Public libraries are encouraged to collect data in all categories so that estimates will not be necessary in future years.

All questions relate to fiscal year 1991, i.e., the year that ended in calendar year 1991 and included January 1, 1991. Libraries which experienced a change in fiscal year should contact Bell Clarke at the Texas State Library for assistance.

GENERAL INFORMATION

All information about your library and library personnel should be reported exactly as you wish it to appear in the directory section of *Texas Public Library Statistics for 1991*. If the HEAD LIBRARIAN position is vacant, write "Position Vacant" on the form. If you do not want your telefax number to appear in the directory, please omit.

Some county, multi-county, and regional library systems have a main library. Such library systems may have a headquarters office with a different name. If the headquarters address is the same as the main library's, the main library should be listed as a branch of this headquarters on page 8.

OUTLETS AND USERS

This section requests information on public service outlets. Report figures as of the last day of the fiscal year.

INSTRUCTIONS

Please read these instructions carefully.

Annual Report/System Membership Application Form 1991

Texas State Library

BRANCH LIBRARIES. Branch libraries are auxiliary units which have all of the following: (1) separate quarters, (2) a permanent basic collection of books, (3) a permanent paid staff, and (4) a regular schedule for opening to the public. They are, however, administered from a central unit. Regional or divisional centers should be counted as branches.

BOOKMOBILE. A truck or van especially equipped to carry books and other library materials and serve as a traveling branch library. Count vehicles in use, not stops.

OTHER PUBLIC SERVICE OUTLETS. Include collections in nursing homes, jails, etc.

LIBRARY EXPENDITURES AND INCOME FROM ALL SOURCES

Expenditures and income have been divided into three sections in order to facilitate reporting: Categories of Expenditures, Local Financial Effort, and Library Income by Source.

All operating and capital expenditures should be reported on page 2. Categories of Expenditures, which includes specific items that appear in most library operating budgets (Items 1-10). All other expenses should be reported in Item 11 so that Item 13 is a total of all direct operating expenditures. Capital expenditures will appear in Item 16.

Note: These expenditures are from all sources of funds, including federal, state, and foundation monies. Report only those grant awards directly spent by your library. Except for Major Resource Center Libraries, most public libraries would not report expenditures from a state grant. Definitions of sources of funds (e.g., federal funds) appear as instructions for items 20-28.

Categories of Expenditures

OPERATING EXPENDITURES. The current and recurrent costs necessary to the provision of library service, such as personnel, library materials, binding, supplies, repair or replacement of existing furnishings and equipment, and costs incurred in the operation and maintenance of the physical facility. Expenditures represent actual payments. The information reported in Categories of Expenditures may differ from the information reported in Library Income by Source. Do not report grant funds spent on behalf of your library by some other entity. For example, don't report funds spent by your Major Resource System library for your library. Don't report salaries not paid by the library or the governing or contracting authorities, as in the case of Green Thumb employees or employees paid under a training program administered through another entity.

Note: Local accounting practice will generally determine whether a particular expense is operating or capital.

SALARIES AND WAGES (Item 1). This amount should be the salaries and wages for all library staff except plant operation, security, and maintenance staff. Salaries for plant operation, security, and maintenance staff, if paid from the library budget, should be reported in Item 11. Include salaries and wages before deductions, but exclude "employee benefits." Include longevity, merit, and other funds paid directly to employees.

EMPLOYEE BENEFITS (Item 2). The benefits outside of salary and wages paid and accruing to employees except plant operations, security, and maintenance staff, regardless of whether the benefits are available to all employees. Include amounts spent by the library for direct, paid employee benefits including Social Security, retirement, medical insurance, life insurance, guaranteed disability income protection, unemployment compensation, worker's compensation, tuition, and housing benefits. If these benefits are not paid from the library budget mark N/A. Such benefits may be reported as an indirect cost in Item 14.

PRINT MATERIAL (Item 4). Material consisting primarily of words and usually produced by making an impression with ink on paper. Included in this category are materials that do not require magnification: books, bound periodicals, government documents, braille material, ephemeral print material, and the like.

SERIAL (Item 5). A publication issued in successive parts, usually at regular intervals, and, as a rule, intend to be continued indefinitely. Serials include periodicals (magazines), newspapers, annuals (reports, yearbooks, etc.), proceedings, and transactions of societies.

MICROFORM (Item 6). A photographic reproduction of textual, tabular, or graphic material reduced in size so that it can normally be used only with magnification. The two main types of microforms are microreproductions on transparent material, including roll microfilm, aperture cards, microfiche, and ultrafiche, and reproductions on opaque material.

AUDIOVISUAL MATERIALS (Item 7). Library materials that are displayed by visual projection or magnification or through sound reproduction, or both, including graphic material, audio material, motion pictures, and video material; also the special visual materials such as cartographic and three-dimensional material.

OTHER MATERIALS (Item 8). Include all expenditures for materials not reported in Items 4-7 (for example: software, CD-ROM databases, games, toys, art prints, sculpture, etc.). Do not include supplies; report them in Item 11, Other Operating Expenses.

SUBTOTAL COLLECTION (Item 9). Add Items 4 through 8. If a library is not able to provide details requested in these items but can provide a subtotal figure, it should be reported in Item 9.

FURNITURE AND EQUIPMENT (Item 10). Include expenditures for all furniture and equipment purchased during the fiscal year if they are not considered capital expenditures. May include microform equipment, audiovisual equipment, and computer related equipment.

OTHER OPERATING EXPENSES (Item 11). Include all expenditures other than those given in Items 1-10. Include system operations software if it is not included in cost of hardware. Include applications software for microcomputers used only by staff.

TOTAL DIRECT OPERATING EXPENDITURES (Item 13). Add Items 3 + 9 + 12.

INDIRECT COSTS (Item 14). Item 14 is optional. Libraries are urged to exclude indirect costs unless there is a specific need to report them. Indirect costs (or overhead) are those costs incurred for a common or joint purpose benefiting more than the library department and not assigned to the library's budget. Examples of costs that may benefit the library but may not be included in the library budget are building maintenance, motor pool, procurement, personnel administration, data processing, utilities, etc.

Indirect costs can be derived by applying the library's indirect cost rate or by costing out specific services (e.g., the cost of utilities when utilities are not a budgeted item in the library's budget). Reported indirect costs must be documented in a supplemental letter or in an indirect cost allocation plan. Along with the documentation of how the costs were derived, the letter must be signed by a governing official. Where an indirect cost rate is used, the rate must have been determined in accordance with the Uniform Grant and Contract Management Act of 1981, Texas Civil Statutes, Article 4413 (32g).

TOTAL OPERATING EXPENDITURES (Item 15). Add Items 13 + 14.

CAPITAL OUTLAY (Item 16). Expenses for the acquisition of or additions to fixed assets such as building sites, new buildings and building additions, new equipment (including major computer installations), initial book stock, furnishings for new or expanded buildings, and new vehicles. This excludes replacement and repair of existing furnishings and equipment, regular purchase of library materials, and investments for capital appreciation.

Note: Local accounting practices shall determine whether a specific item is a capital expense or an operating expense.

Local Financial Effort

These are questions unique to Texas and pertain to the requirements for continued system membership. Library and Archives Commission (Title 13 Texas Administrative Code Sections 1.74, 1.77, and 1.81).

Report in Item 17 the amount spent for library materials from local funds only. That is, the amount from city, county, school district, and other local sources used to buy the library materials reported in Item 9.

Report in Item 18 the amount of funds expended by the public library in FY 1991 for total operating purposes from local funds (city, county, school district, and other local sources such as fines, memorials, and monetary gifts.) This will be used to determine if your library is meeting the maintenance of effort requirements for system membership. Exclude major capital and one-time only expenditures. Include indirect costs only if they are necessary for maintenance of effort and have been reported and documented in Item 14. All the expenditures reported in Item 18 must have also been reported in Items 1-15.

In Item 19, report the amount of total operating expenditures that were from local government sources (city, county and school district funding). If you use the figure in Item 18 and subtract the funds that came from "other local sources" (interest, fines, donations, etc.), this will be your expenditures from local government sources only.

Library Income by Source

The total funds reported as Library Income on page 3 will not equal the total of expenditures reported on pages 2 and 3 unless the library expends every dollar of income it receives. Do not report grant funds spent on behalf of your library by some other entity. For example, don't report funds spent by your Major Resource System library for your library. Don't report salaries not paid by the library, as in the case of Green Thumb employees or employees paid under a training program administered through another entity.

OPERATING INCOME. Report income received for operating expenditures, (see page 2). Include federal, state or other grants, except those used for capital income. Do NOT include income for major capital expenditures, construction, renovation, endowment fund deposits, other extraordinary items, income passed through to another agency (e.g., fines), or funds unspent from previous fiscal years.

CAPITAL INCOME. Report income received for major capital expenditures, construction, renovation, endowment fund deposits, or other extraordinary items. Do NOT include income passed through to another agency (e.g., fines), or funds unspent from previous fiscal years.

LOCAL GOVERNMENT SOURCES (Items 20-22). All tax and nontax receipts appropriated by the city, county, or school district to the public library and available for expenditure by the public library. Do NOT include here the value of any contributed or in-kind services or the value of any gifts and donations, fines, or fees.

FOUNDATIONS AND CORPORATE GRANTS (Item 23). Cash grants from private foundations or corporations.

FEDERAL LIBRARY SERVICES AND CONSTRUCTION ACT (LSCA) FUNDS (Item 24). All funds from the LSCA distributed directly to your library for expenditure by the public library either from the federal or state government. Do not include grants to a library system.

OTHER FEDERAL FUNDS (Item 25). All other revenue from the federal government other than that reported in Item 24 and distributed directly to your library for expenditure by the public library, including such federal monies distributed by the State.

STATE FUNDS (Item 26). All revenue from funds collected by the State and distributed directly to your library for expenditure by the public library, except for federal monies distributed by the State. Do not include grants to a library system.

OTHER LOCAL SOURCES (Item 27). Report all income other than that reported in Items 20-26. Include, for example, monetary gifts, or donations from individuals, interest, fines, and fees. Do not include the value of any contributed services or the value of "in-kind" gifts and donations.

GOVERNMENTAL SPONSORS. If your library receives monies from more than one city or county, you are asked to report those funds and governmental units here.

LIBRARY COLLECTION

Note: Unless otherwise indicated, report for each item, titles and physical units held at the end of the fiscal year. Physical units are volumes, items, or pieces. For reporting purposes, a title is a publication which forms a separate bibliographic whole, whether issued in one or several volumes, reeds, discs, slides, or parts. The term applies equally to printed materials, such as books and periodicals, as well as to audiovisual materials and microforms. Libraries should report the number of titles and units owned, both cataloged and uncataloged.

METHOD FOR ESTIMATING THE NUMBER OF TITLES IN THE COLLECTION:

For libraries with a shelflist on cards:

A library which does not maintain a title count of its various collections, and that cannot easily count the number of separate shelflist cards, should use the following method for estimating this count:

1. Pressing the cards tightly together, measure the total number of inches in the shelflist.
2. Using the same amount of pressure, measure one inch of cards in the shelflist. Count the number of titles contained in the inch.
3. Repeat step 2 at regular intervals (for example, count one inch in every foot, every three feet, or other pre-established interval) to ensure measuring at least seven sample inches distributed throughout the shelflist.
4. Average the number of titles per inch in the samples. If any sample varies from the average by more than four cards, repeat steps one through four, applying pressure more uniformly to the cards.
5. Multiply the average titles per inch by the total number of inches of cards in the shelflist.

For libraries with an automated shelflist:

Most software systems include a method of determining number of titles. Libraries should use whatever method their software provides. If no method is available, an estimate should be made.

For uncataloged physical units, estimate number of titles.

BOOK (Item 29). A nonperiodical printed publication bound in hard or soft covers, or in loose-leaf format, of at least forty-nine pages, exclusive of the cover pages; or a juvenile nonperiodical publication of any length bound in hard or soft covers.

SERIAL (Item 29). A publication issued in successive parts, usually at regular intervals, and as a rule, intended to be continued indefinitely. Serials include periodicals (magazines), newspapers, annuals (reports, yearbooks, etc.) memoirs, proceedings, and transactions of societies. Except for the current volume, count unbound serials when the library has at least half of the issues in a publisher's volume.

UNCATALOGED PAPERBACKS (Item 30). Report the number of paperbacks which are not cataloged in the regular collection.

Note: To calculate the "number of materials per capita" for system membership purposes, the State Library will count your uncataloged paperbacks, up to 10% of your books and serials (Item 29). That is, if you report 20,000 volumes of books and serials and 3,000 uncataloged paperbacks, we will count 2,000 of the latter toward your membership requirement.

GOVERNMENT DOCUMENT (Item 31). A government document is any publication in book, serial, or other form of library material that is published by a government agency, e.g., the publications of federal, state, local, and foreign governments and of intergovernmental organizations to which governments belong and appoint representatives, such as the United Nations, Organization of American States, and the Erie Basin Commission. If government documents are cataloged and shelved with the regular collection they should be reported in Item 29. If they are kept in a separate collection, they should be reported in Item 31. Government documents in microform should be reported in Item 32.

MICROFORM (Item 32). See definition for Item 6.

AUDIO MATERIAL (Item 33). A generic term for material on which sounds (only) are stored (recorded) and that can be reproduced (played back) mechanically or electronically, or both. This includes audiocassettes, audiocassettes, audiocassettes, audiocassettes, audiocassettes, and other sound recordings.

FILMS (Item 34). The term film is used interchangeably with "motion picture" which is a length of film, with or without recorded sound, bearing a sequence of images that create the illusion of movement when projected in rapid succession (usually 18 or 24 frames per second). Motion pictures are produced in a variety of sizes (8, super 8, 16, 35, 55, and 70 mm) and a variety of formats (cartridge, cassette, loop, and reel).

VIDEO MATERIAL (Item 35). A generic term for material on which pictures, sound, or both are recorded. Electronic playback reproduces pictures, sounds or both using a television receiver or monitor.

MACHINE-READABLE MATERIALS (Item 36). Include both machine-readable data files and microcomputer applications software. Machine-readable data files are data files that exist in media such as punched cards, paper tape, magnetic tape and disks, digital videodisks, and compact disks that are designed to be processed by a computer or other machine. Examples are U.S. Census data tapes and reference tools on tape or disk. Do not count bibliographic records used to manage the collection. Microcomputer application software contains instructions which direct the computer to perform some action. Examples are: Supercalc, dBase III or WordStar. (Do not report microcomputer software used only by library staff.)

OTHER LIBRARY MATERIALS (Item 37). Include all materials not already reported.

CURRENT SERIAL SUBSCRIPTIONS (Item 39). Report both paid subscriptions and gifts. Do not report number of individual issues. The total number of subscriptions in the library system, including duplicates, should be reported in Item 39.

LOCAL LIBRARY SERVICE

CIRCULATION TRANSACTION (Item 40). The act of lending an item from the library's collection for use generally (although not always) outside the library. This activity includes charging, either manually or electronically, and also renewals, each of which is reported as a circulation transaction.

REFERENCE TRANSACTIONS RECEIVED (Item 41). Report the total reference transactions. A reference transaction is an information contact which involves the knowledge, use, recommendations, interpretation, or instruction in the use of one or more information sources by a member of the library staff. The term includes information and referral service. Information sources include printed and non-printed materials, machine-readable databases (including computer-assisted instruction), catalogs and other holdings records, and, through communication or referral, other libraries and institutions and persons both inside and outside the library. When a staff member uses information gained from previous use of information sources to answer a question, report as a reference transaction even if the source is not consulted again during this transaction.

446

Note: It is essential that libraries do not include directional transactions in the report of reference transactions. A directional transaction is an information contact which facilitates the use of the library in which the contact occurs and which does NOT involve the knowledge, use, recommendation, interpretation, or instruction in the use of any information sources other than those which describe that library, such as schedules, floor plans, handbooks, and policy statements. Examples of directional transactions include giving instruction for locating, within the library, staff, library users, or physical features, etc., and giving assistance of a non-bibliographic nature with machines.

PERSONS ATTENDING PROGRAMS AND PRESENTATIONS BY LIBRARY (Item 42). Report actual counted number of persons attending programs and presentations sponsored by the library. Programs need not take place in the library, but the library must be the primary contributor in the planning or presentation. Examples are book talks, tours, and film programs. It is recommended that libraries use the method described in *Output Measures for Public Libraries, 2nd edition (ALA, 1987)*. If this is not available, the first edition of the same title may be used (ALA, 1982).

IN-LIBRARY USE OF LIBRARY MATERIALS (Item 43). Report the total number of materials used by patrons in the library, but not checked out. Include reference books, periodicals, book stock, and all other library materials that are used WITHIN the library. It is recommended that libraries use the method described in *Output Measures for Public Libraries, 2nd edition (ALA, 1987)*. If this is not available the first edition of the same title may be used (ALA, 1982).

LIBRARY VISITS (Item 44). Report the total number of persons entering the library, including persons attending activities, meetings, and those persons requiring no staff services. It is recommended that libraries use the method described in *Output Measures for Public Libraries, 2nd edition (ALA, 1987)* or the earlier edition (ALA, 1982).

CHECK-OUT PERIOD (Item 45). Indicate the number of days that you normally allow patrons to borrow books. For example, if you regularly check out books for two weeks, report this as 14 days. Only report the "standard" circulation period for hardbound books; do not report any special check-out periods for different types of items (best sellers, films, records, art prints, encyclopedias, etc. or renewals). Also, do not include any "grace periods" that you allow before overdue fines are imposed.

ADULT EDUCATION

Indicate whether your library offered any of the following adult education services last year, alone or with other agencies. Include services funded by local funds, system grants or other types of funding

ABE-ADULT BASIC EDUCATION CLASSES. Teaching adults basic reading, writing and arithmetic skills up to the 8th grade level. The classes are held in the library.

GED-GENERAL EDUCATIONAL DEVELOPMENT CLASSES. Teaching adults writing, social studies, science, reading and math from the 9th to the 12th grade levels. The classes are held in the library.

ESL-ENGLISH AS A SECOND LANGUAGE CLASSES. Teaching adults whose first language is not English how to speak and write practical everyday English. The classes are held in the library.

LITERACY TUTORING OR SMALL GROUPS. Teaching adults reading from 0 to 6th grade level, using a tutor one-on-one or with two or three students.

ESL-ENGLISH AS A SECOND LANGUAGE TUTORING OR SMALL GROUPS. Teaching adults whose first language is not English to read English from 0 to 6th grade level, using a tutor one-on-one or with one or two students.

FAMILY LITERACY. Teaching adults reading and/or reading development skills to use with their children, using a tutor or in classes.

WORKPLACE LITERACY. Teaching reading and problem solving skills to adult workers to improve the worker's competency in a specific job.

CHILDREN'S SERVICES

BABY LAPSIT. Programs designed to expose parents with children from 6 months to 18 months to songs, fingerplays and nursery rhymes. These programs enhance language development of children and parenting skills of adults, and introduce parents to resources of the library.

TODDLER PROGRAMS Activities developed for parents and for toddlers (18 to 36 months) to present stories, fingerplays, exercises and songs for increased language development.

PRESCHOOL STORYTIME. Planned program of language-based activities, i.e., books, fingerplays, songs, puppetry, for the intellectual development of children ages 3 to 5.

DAY CARE CENTERS, NURSERY SCHOOLS OR PRESCHOOLS. Planned storytimes specifically for children 2 to 5 attending as an instructional group.

SCHOOL-AGE PROGRAMS. Programs such as storytelling, book discussions, crafts, speakers, or films, designed for children ages 6 to 13. Does not include summer reading programs.

LIBRARY TOURS. Group tours of your library facility to help children locate materials for homework assignments, information needs, scouting badges, etc.

COMPUTER CLASSES Instructional sessions or workshops for children on use of in-house microcomputers for public use.

PROGRAMS IN ELEMENTARY SCHOOLS. Promotional visits to schools to present information about your library and books children might enjoy.

LIBRARY BOARDS

Check the appropriate items with information about your library board.

LIBRARY STAFFING AND SALARIES

Report figures as of the last day of the fiscal year. Include unfilled positions if a search is currently underway.

FULL-TIME EQUIVALENT EMPLOYEES (Items 46-49). To ensure comparable data 40 hours per week has been set as the measure of full-time employment. To compute full-time equivalents (FTE) of employees in any category, take the number of hours worked per week by all employees and divide it by 40.

LIBRARIAN (Items 46-47). Persons reported under this category usually do work that requires professional training and skill in the theoretical or scientific aspect of library work, or both, as distinct from its mechanical or clerical aspect. The usual educational requirement is a master's degree (or its historical antecedent) from a library education program accredited by the American Library Association (ALA). NCATE (National Council for Accreditation of Teacher Education) is not considered ALA accreditation.

ALL OTHER PAID STAFF (Item 48). Includes all other persons paid by the library budget except plant operation, security, and maintenance staff.

VOLUNTEER HOURS (Item 50). Indicate the total number of hours that were worked in the library by persons who were not on the library's payroll. Include volunteers, community service persons and those paid from non-library programs, such as Green Thumb.

HEAD LIBRARIAN'S SALARY (Item 51). Report the annual rate of pay for the head librarian (director) at the end of your fiscal year. Include merit, longevity, and other payments made directly to the individual. If the position is vacant, report the annual salary which you expect to pay when someone is hired.

RESOURCE SHARING

INTERLIBRARY LOAN (Items 53-55). An item of library material, or a copy of the material, is made available by one library to another upon request. The libraries involved in interlibrary loan are not under the same library administration. Report requests filled for your users by another library in items 53 or 54. Report loans provided to other libraries in Item 55. Report both "specific item" and "subject requests" in this section. Interlibrary Loan Centers are located in the public libraries of Abilene, Amarillo, Austin, Corpus Christi, Dallas, El Paso, Fort Worth, Houston, Lubbock, and San Antonio.

LIBRARY HOURS

PUBLIC SERVICE HOURS PER WEEK (Unduplicated) (Item 57). The purpose of this question is to find out how many non-overlapping hours of library service were available to your patrons during a regular week last year. Count both main library, branches, and bookmobiles in the following way. If the library was open from 9:00 a.m. to 5:00 p.m. Monday through Friday, it should report 40 hours (8 hours per day times 5 days = 40). If the branches of this library were also open all or part of the same schedule, the total would remain the same.

However, if Branch A was also open from 7:00 p.m. to 9:00 p.m. one evening each week, this would increase the total by 2 hours. The total number of non-overlapping hours that patrons could find service would become 42.

If Branch B was open 2 hours on another evening, or from 5:00 p.m. to 7:00 p.m. on the evening when Branch A is open later, this would increase the total by another 2 hours. The total would then be 44 unduplicated hours per week.

PUBLIC SERVICE HOURS - ANNUAL TOTAL (Duplicated) (Item 58). The purpose of this question is to find out how many overlapping hours of library service were available to your patrons last year. The difference between this question and Item 64 is that here you should report every hour that any facility is open to the public during all of last year. Count main library, branches, and bookmobiles in the following way.

If, for all 52 weeks, the main library was open 50 hours a week and the two branches were open 42 hours a week (regardless of whether or not all are open at the same or different times) the total should be reported as 6,968 hours (50 + 42 + 42 = 134 times 52 weeks = 6,968). This total should be reduced for any hours that any of the facilities were closed to the public (e.g., holidays, weather emergencies, staff development days, construction, repairs, etc.).

SCHEDULE OF HOURS. Include schedule of hours for each public service outlet. You may photocopy and attach additional pages as necessary. You may also submit a printed brochure or handout of your branch/bookmobile schedule if it includes all the information requested. Bookmobile information may be included, but do not include the hours that a bookmobile is in transit. Indicate whether the outlet is a branch or bookmobile.

LIBRARY USE CHARGES AND FEES

Check items and respond with information about charges for library service.

SYSTEM MEMBERSHIP APPLICATION FORM

Complete the "System Membership Application Form" only if the library is seeking initial or continuing system membership.

If the library wishes to be qualified as a first-time member of the Texas Library System based on its budget for the current fiscal year, the library should submit its operating budget on a separate sheet of paper. The operating budget would be for the fiscal year in which January 1, 1992 falls. Follow the instructions pertaining to Items 1-15 in order to submit the budgeted information. Identify the budgeted amounts which are to be derived from city, county, school district, and other local sources.

DEADLINE FOR SUBMISSION OF THIS REPORT

This report is due ninety (90) days following the close of your local fiscal year. Three copies of the report form are attached to these instructions.

- One completed form should be returned to the Library Development Division, Texas State Library, Box 12927, Austin, Texas 78711.
- Second completed form should be sent to the System Coordinator in your area. A list of these names and addresses follows.
- Third completed form is for your library's files.

QUESTIONS

If you have any questions about this survey, please write or call your system coordinator or Bell Clarke at the following addresses:

Ms. Bell Clarke
Library Development Division
Texas State Library
Box 12927
Austin, Texas 78711
512/463-5466

The ten System Coordinators are also available to answer your questions or to refer problems to the State Library. You may contact them at the following locations:

Beatrice Takacs, System Coordinator
Big Country Library System
Abilene Public Library
202 Cedar Street
Abilene, Texas 79601
915/673-2311

Lester McKiernan, System Coordinator
North Texas Library System
1111 Foch Street, Suite 100
Fort Worth, Texas 76107-2931
817/335-6076

Mary Kay Wells, System Coordinator
Texas Panhandle Library System
Amarillo Public Library
Box 2171
Amarillo, Texas 79189-2171
806/378-3043

Elizabeth Crabb, System Coordinator
Northeast Texas Library System
Nicholson Memorial Library
625 Austin Street
Garland, Texas 75040
214/205-2566

Pat Tuohy, System Coordinator
Central Texas Library System
Austin Public Library
P.O. Box 2287
Austin, Texas 78768-2287
512/499-7485

Jerilyn Williams, System Coordinator
Houston Area Library System
Houston Public Library
500 McKinney
Houston, Texas 77002
713/247-1925

Mary Thames Bundy, System Coordinator
South Texas Library System
Corpus Christi Public Library
805 Comanche
Corpus Christi, Texas 78401
512/880-8915

Nancy Hill, System Coordinator
West Texas Library System
Lubbock City-County Library
1306 9th St.
Lubbock, Texas 79401
806/762-5442

Joyce Davis, System Coordinator
Texas Trans-Pecos Library System
El Paso Public Library
501 Oregon
El Paso, Texas 79901
915/543-5458

Lee LaCaff, System Coordinator
San Antonio Area Library System
San Antonio Public Library
203 South St. Mary's Street
San Antonio, Texas 78205
512/225-5322

Index to Directory Section

455

454

1990-1991

- | | | | |
|--------------------------------------|------------------|------------------------------------|--------------------|
| A.H. Meadows Library | see Midlothian | Baldwin Boettcher Branch Library | see Humble |
| Acklen, Cheryl | see Orange Grove | Barrow, Carroll J. | see Richland Hills |
| Acres Homes Branch Library | see Houston | Bausch, Claire | see Abilene |
| Adams, Louise | see Balmorhea | Baylor County Free Library | see Seymour |
| Albert George Branch Library | see Needville | Bazan Branch Library | see San Antonio |
| Albertson, Christopher | see Tyler | Beamon, Elizabeth | see Brookshire |
| Aldine Branch Library | see Houston | Bear Creek Branch Library | see Houston |
| Alexander Memorial Library | see Cotulla | Bee County Public Library | see Beeville |
| Alief Branch Library | see Houston | Beebe, Lynda | see Cisco |
| Allan Shivers Library | see Woodville | Beimer, Adonna | see Ballinger |
| Allan, Toni | see Abilene | Bell, Jeanette | see Post |
| Allen Memorial Public Library | see Hawkins | Bell, Karen Saunders | see Smithville |
| Allen, Frances M. | see Lago Vista | Bell, Shelia | see Alvord |
| Allen, Jeanne T. | see Hale Center | Bell/Whittington Public Library | see Portland |
| Allmand, Linda | see Fort Worth | Belo Law Library Branch | see Dallas |
| Alma M. Carpenter Public Library | see Sour Lake | Bennett, Cynthia | see Lewisville |
| Andrews, Susan | see Lancaster | Bertha Voyer Memorial Library | see Honey Grove |
| Angelo West Branch Library | see San Angelo | Bess Findley Public Library | see Whitney |
| Aransas County Public Library | see Rockport | Bicentennial City-County Library | see Paducah |
| Archer Public Library | see Archer City | Biggestaff, Judi L. | see Coppell |
| Armijo Branch Library | see El Paso | Black, Elizabeth Anne | see Pottsboro |
| Armstrong, Lena | see Belton | Blanche K. Werner Public Library | see Trinity |
| Arnett, Annamac | see Rotan | Bland, Rodney L. | see Weatherford |
| Arnulfo L. Oliveira Memorial Library | see Brownsville | Bonnell, Pamela | see Waco |
| Arthur Temple, Sr. Memorial Library | see Pineland | Bookmobiles | see Houston |
| Audelia Road Branch Library | see Dallas | Boon, Belinda | see Bastrop |
| Aumiller, Sally | see Van Horn | Box, Astrid M. | see Bandera |
| Austin County Library System | see Wallis | Boyce Ditto Public Library | see Mineral Wells |
| Austin Memorial Library | see Cleveland | Boyer, Katherine | see Krum |
| Autry, Doris | see Boyd | Bracewell Branch Library | see Houston |
| Babb, Sandra | see Burleson | Bracken, Darla M. | see Friona |
| Bacak, Laverne | see El Campo | Bradley, Peggy | see Howe |
| Bailey H. Dunlap Memorial Library | see La Feria | Branch, Brenda | see Austin |
| Bailey, Alvin R. | see Denison | Brazoria Co. Lib. Syst. Bookmobile | see Angleton |
| Baker, Marcia | see Dallas | Brazoria County Library System | see Angleton |

Breedlove, Janet	see Tatum	Childress, Deborah	see Kountze
Britain Memorial Library	see Sunray	Cielo Vista Branch Library	see El Paso
Brock, Ann	see Bertram	City-County Library	see Munday
Brook Hollow Branch Library	see San Antonio	City-County Library	see Tahoka
Brown, Frances	see Premont	City-County Library Bookmobile	see Sweetwater
Bryan, Carla W.	see Duncanville	Clardy Fox Branch Library	see El Paso
Bryant, Kay	see Whitewright	Clark, Edith	see Coldspring
Buehler, Barbara	see Allen	Clark, Willie Mae	see Sabinal
Burgess, Rosanne	see Bay City	Clark, Zu Ella	see Florence
Burkhalter, Walter	see Orange	Clayton Library, Ctr. for Gen. Res.	see Houston
Burson, Betsy	see Arlington	Clee, June	see Dallas
Bustamante, Yolanda	see Sinton	Clifford, Ann T.	see Pasadena
Butt-Holdsworth Memorial Library	see Kerrville	Cline, Ray	see Port Arthur
Cage, Lee	see Nacogdoches	Cochran County Library	see Morton
Calhoun County Library	see Port Lavaca	Cockrell, Mary Jo	see Mason
Callahan County Library	see Baird	Coke County Library	see Robert Lee
Camp, Anne M.	see Muleshoe	Coleman, Alice	see Texarkana
Campbell, Myra Joyce	see Dallas	Collier Branch Library	see Houston
Canales, Herbert G.	see Corpus Christi	Collingsworth Public Library	see Wellington
Caprock Public Library	see Quitaque	Collins Garden Branch Library	see San Antonio
Carder, Shirley	see Bonham	Collins, Diana	see Marble Falls
Carl & Mary Welhausen Library	see Yoakum	Compton, Sue	see McKinney
Carnegie Branch Library	see Houston	Contella, Carolyn	see Marlin
Carnegie City-County Library	see Vernon	Cooke County Library	see Gainesville
Carson County Public Library	see Panhandle	Copeland, Sara O.	see Saginaw
Carver Branch Library	see Austin	Cortez Branch Library	see San Antonio
Carver Branch Library	see San Antonio	Cortez, Ninfia	see Lytle
Casa View Branch Library	see Dallas	County-City Library	see Sweetwater
Case, Bonnie N.	see Highland Park	Crabille, Jean	see Aubrey
Castillo, Barbara	see Kirbyville	Crockett County Public Library	see Ozona
Cathey, Janette	see White Deer	Crosby County Library	see Crosbyton
Centennial Memorial Library	see Eastland	Crossman, Barbara	see Jacksonville
Chambers County Library	see Anahuac	Crouch, Vivian E.J.	see Rowlett
Charles J. Rike Memorial Library	see Farmersville	Cypress Creek Branch Library	see Spring
Charlie Garrett Memorial Library	see Gorman	D. Bob Henson Memorial Library	see Nederland

- | | | | |
|-------------------------------------|---------------------|--|--------------------|
| Dailey, Jenny | see Lake Travis | Edmund E. & Nida Smith Jones Library | see Dayton |
| Dallam-Hartley County Library | see Dalhart | Edwards County Memorial Library | see Rocksprings |
| Dallas County Public Library System | see Dallas/DCPL | Edwards Public Library | see Henrietta |
| Dalliston, Linda | see Stamford | Effie & Wilton Hebert Public Library | see Port Neches |
| Damron, Juanita | see Jacksboro | Ekpe, Sharron | see Pasadena |
| Danmier, Sue | see Bishop | El Paso County Library | see Fabens |
| Danos, LaVerne | see Lumberton | El Paso County Library Bookmobile | see Fabens |
| Davis, Maribelle | see Plano | El Progreso Memorial Library | see Uvalde |
| Davis, Mavis R. | see Schulenburg | Elicson, Victoria | see Sanger |
| Dawkins, Sandra | see Buffalo | Ellison, Helen | see Sundown |
| Dawson County Library | see Lamesa | Elvis Maxine Gilliam Memorial Public Library | see Wilmer |
| Dawson, Jr., George H. | see Refugio | Esparza, Daniel | see Fort Hancock |
| Deaf Smith County Library | see Hereford | Ethel L. Whipple Memorial Library | see Los Fresnos |
| Della Mae Baylor Public Library | see Odem | Eula & David Wintermann Library | see Eagle Lake |
| Delta County Public Library | see Cooper | Evans, Evelyn | see Poteet |
| Demontigny, Dorothy | see Quitman | Evelyn Meador Branch Library | see Seabrook |
| Diamond Hill/Jarvis Branch Library | see Fort Worth | F.M. (Buck) Richards Memorial Library | see Brady |
| Dick, Patricia | see Fort Stockton | Fairbanks Branch Library | see Houston |
| Dimmit County Public Library | see Carrizo Springs | Fairclough, G. Thomas | see Burkburnett |
| Dittlinger Memorial Library | see New Braunfels | Fannie Brown Booth Memorial Library | see Center |
| Dixon Branch Library | see Houston | Fasel, Lois T. | see Laguna Vista |
| Donna Public Library | see Donna | Fayette Public Library | see La Grange |
| Dossey, Sue | see Coleman | Fifth Ward Branch Library | see Houston |
| Douglas, Judy | see Kyle | Fletcher, Carolyn | see Gruver |
| Douglas, V. Gail | see Schertz | Flores Branch Library | see Houston |
| Dr. Eugene Clark Library | see Lockhart | Flores, Sandra | see Channelview |
| Driscoll Public Library | see Devine | Flour Bluff Branch Library | see Corpus Christi |
| Eason, Lisa Harper | see Keller | Floyd County Branch Library | see Lockney |
| East Berry Branch Library | see Fort Worth | Floyd County Library | see Floydada |
| East Branch Library | see Amarillo | Foard County Library | see Crowell |
| Eaves, Carolyn | see Brownwood | Forest Green Branch Library | see Dallas |
| Ecklund, Cindy | see Kingwood | Forest Hills Branch Library | see San Antonio |
| Ector County Library | see Odessa | Fort Bend County Law Library | see Richmond |
| Ed Rachal Memorial Library | see Falfurrias | Fort Bend County Libraries | see Richmond |
| Edmund Cody Branch Library | see San Antonio | Foster, Louise A. | see Pleasanton |

- | | | | |
|---|------------------------|--------------------------------------|--------------------------|
| Fox, Grady | see Breckenridge | Gray, Margaret | see Weimar |
| Frank Branch Library | see Houston | Gray, Maurine | see Beaumont |
| Franklin County Library | see Mt. Vernon | Greenwood Branch Library | see Buchanan Dam |
| Franklin, Nancy D. | see Mount Calm | Greenwood Branch Library | see Corpus Christi |
| Franz, Barbara | see Magnolia | Grimm, Mary Ann | see Temple |
| Freeman Branch Library | see Houston | Gutierrez, Jose Adan | see Zapata |
| Fretz Park Branch Library | see Dallas | Hackler, Evaughn | see Abernathy |
| Friench Simpson Memorial Library | see Hallettsville | Hackney, Nancy | see Lake Jackson |
| Fullerton, Dorothy J. | see Leonard | Hager, Tina | see Flower Mound |
| G.B. Burton Memorial Library | see Clarendon | Hallam, Ariita | see North Richland Hills |
| GP Memorial Library Bookmobile | see Grand Prairie | Hamm, Eva | see Everman |
| Gaines County Library | see Seminole | Hampton-Illinois Branch Library | see Dallas |
| Galveston County Library System | see Galveston/FLS-GCHQ | Hamric, Bobbie | see Lampasas |
| Gant, Elizabeth A. | see Seagoville | Hansford County Library | see Spearman |
| Gates Memorial Branch Library | see Port Arthur | Harberson, Bernice | see Point Comfort |
| Gauen, Reta | see Mesquite | Hardin, Juanita | see Salado |
| Genevieve Miller Hitchcock Public Library | see Hitchcock | Hardy, Lynne | see Castroville |
| George Memorial Library | see Richmond | Harmon, Patsy | see Marshall |
| Gibbs Memorial Library | see Mexia | Harrell, Becky L. | see Ingleside |
| Gilbreath Memorial Library | see Winnsboro | Harrell, Catherine M. | see Charlotte |
| Gilchrist, Nancy M. | see Luling | Harrie P. Woodson Memorial Library | see Caldwell |
| Gladys Harrington Library | see Plano | Harrington, Virginia | see Bowie |
| Godeke Branch Library | see Lubbock | Harris County Public Library | see Houston/HCPCL |
| Gohlke, Lillian | see Sheridan | Harris, Paula L. | see Burnet |
| Gonzales County Library System | see Gonzales/FLS-GCHQ | Harrison, Beulah | see Hutchins |
| Gonzales Public Library | see Gonzales | Harrison, Walter | see Killeen |
| Gonzales, Margie | see Barstow | Harry Benge Crozier Memorial Library | see Paint Rock |
| Gonzales, Mrs. Jessie | see Louise | Hartnett, Pat | see Mathis |
| Goodell, Barbara | see Wharton | Haskins, Phyllis | see Balch Springs |
| Gordon, Shirley | see Port O'Connor | Haynie, Betty | see Kaufman |
| Goughnour, Rebecca | see Commerce | Hazel L. McCracken City Library | see Splendora |
| Govalle Branch Library | see Austin | Heezen, Ronald R. | see Longview |
| Grace Grebing Public Library | see Dell City | Heights Branch Library | see Houston |
| Gray, Cynthia A. | see Palestine | Hcindel, Allan J. | see Hurst |
| | | Heisch, Alice | see Bellville |

- | | | | |
|---|----------------------|-------------------------------------|---------------------|
| Helen Hall Library | see League City | Husbands, Juanita | see Buna |
| Hemphill County Library | see Canadian | Hutchins, Donna | see Taft |
| Henderson County Clint W. Murchison
Memorial Library | see Athens | Hutchins, Willard L. | see Nocona |
| Henderson County Library East | see Chandler | Hutchinson County Library | see Borger |
| Henderson County Library West | see Kemp | Hutchinson County Library | see Fritch |
| Henington, David M. | see Houston | Hutchinson County Library | see Stinnett |
| Henson, Molindia | see Newton | Ibarra, Edna M. | see Hondo |
| Herman Brown Free Library | see Burnet | Ione Jones Community Library | see Jonestown |
| Herrington, Doris | see Teague | Irion County Library | see Mertzon |
| Hidalgo County Library System | see McAllen/FLS-HCHQ | Irving Schwartz Branch Library | see El Paso |
| High Meadows Branch Library | see Houston | Ivey, Nell | see Imperial |
| Highland Hills Branch Library | see Dallas | Jacinto City Branch Library | see Houston |
| Hillendahl Branch Library | see Houston | Jackson County Memorial Library | see Edna |
| Hills, Bethany | see White Settlement | Jacob, Barbara | see Cuero |
| Hockaday, Mabel | see Port Isabel | Jarvis, Catherine C. | see Grand Saline |
| Hockley County Memorial Library | see Levelland | Jeff Davis County Library | see Fort Davis |
| Hofstetter, Jo | see La Porte | Jefferson County Library | see Beaumont |
| Holbert, Terry | see Electra | Jefferson County Library Bookmobile | see Beaumont |
| Holcomb, Shirley F. | see Seadrift | Jennie Trent Dew Library | see Goldthwaite |
| Holden, Carolyn | see Dublin | Jim Hogg County Public Library | see Hebbronville |
| Holly Community Library | see Big Sandy | Johnson Branch Library | see Houston |
| Holmes, Tena | see Shamrock | Johnson, Cathy | see Silsbee |
| Hood County Library | see Granbury | Johnston Branch Library | see San Antonio |
| Horizon City Branch Library | see Fabens | Juanita Hargraves Memorial Branch | see Winnie |
| Horton, Evelyn | see Maud | Jungman Branch Library | see Houston |
| Houck, Thelma C. | see Blanco | Karnes County Library System HQ | see Kenedy/FLS-KCHQ |
| Houston, Theo | see Vidor | Karpuk, Deborah J. | see Haltom City |
| Hout, Pat | see Booker | Kashmere Gardens Branch Library | see Houston |
| Howard County Library | see Big Spring | Kearl, Biruta Celmins | see Austin |
| Howard, Ada | see Seguin | Kemp Public Library | see Wichita Falls |
| Howson Branch Library | see Austin | Kendall Branch Library | see Houston |
| Hubbart, Evelyn | see Groom | Kendall County Library System | see Boerne/FLS-KCHQ |
| Hunter, Judy | see Huntsville | Kendrick Memorial Library | see Brownfield |
| Huntington, Mary | see Canyon | Kent County Library | see Jayton |

Kimble County Library	see Junction	Little, Beth L.	see Carrollton
King County Public Library	see Guthrie	Live Oak County Branch Library	see Three Rivers
King, Kay	see Cameron	Live Oak County Library	see George West
Kinney County Public Library	see Brackettville	Lloyd, Lynn	see Stephenville
Kleberg Public Library Bookmobile	see Kingsville	Loggins, Ann	see Bedford
Klentzman, Kathryn	see Manvel	Looscan Branch Library	see Houston
Knox Memorial Library	see Wallis	Lovelace, Julianne	see Richardson
Kurth Memorial Library	see Lufkin	Lovett Memorial Library	see McLean
Kuykendall, Judy	see Corsicana	Lovett Memorial Library	see Pampa
L.E.R. Schimelpfenig Library	see Plano	Loving, Billie R.	see Cross Plains
Lake Cities Library	see Lake Dallas	Lower Valley Branch Library	see El Paso
Lakewood Branch Library	see Dallas	Lucy Hill Patterson Memorial Library	see Rockdale
Lakewood Branch Library	see Houston	Madison County Library	see Madisonville
Lam, Pauline	see Cedar Park	Mae S. Bruce Library	see Santa Fe
Lamb County Library	see Littlefield	Maffett Memorial Library	see Groesbeck
Lancaster-Kiest Branch Library	see Dallas	Mamie George Branch Library	see Stafford
Landa Memorial Branch Bookmobile	see San Antonio	Manchaca Road Branch Library	see Austin
Landa Memorial Branch Library	see San Antonio	Mancuso Branch Library	see Houston
Landin, Mary	see Lorenzo	Manix, Glenda	see Rio Hondo
Langenkamp, Stephanie	see San Marcos	Mann, Susan S.	see Hillsboro
Lanier, Bob	see Graham	Manning, Dorothy	see Jourdanton
Las Palmas Branch Bookmobile	see San Antonio	Mares Memorial Library	see Dickinson
Las Palmas Branch Library	see San Antonio	Marley, Janet	see Kilgore
Latzel, Teresa	see Midkiff	Martin County Library	see Stanton
Lee Public Library	see Gladewater	Martin Luther King, Jr. Library/LC	see Dallas
Lee, Avon	see Eden	Martin, Letha	see Santa Anna
Lee, Carol	see Crosby	Martinez, Marjorie	see Buda
Lee, Maisie	see Marathon	Mary Lou Reddick Public Library	see Lake Worth
Leon County Library	see Centerville	Matthews, Rita	see Copperas Cove
Lewis, Beverly	see Paris	May, Claudine	see Silverton
Liles, Agnes	see Harker Heights	McAllen Memorial Library	see McAllen
Linn, Dorothea	see Wolfe City	McArthur, Ethel	see Spur
Lippold, Pat	see South Houston	McClure, Mary L.	see Decatur
Little Library House	see Friendswood	McCoy, James	see Aransas Pass
Little Walnut Creek Branch Library	see Austin	McCreless Branch Library	see San Antonio

- | | | | |
|--------------------------------------|--------------------|--------------------------------|--------------------|
| McCurdy, Sandra | see Watauga | Nickerson, Ann | see Marshall |
| McGinley Memorial Library | see McGregor | Noe, Alice | see Forest Hill |
| McLaughlin, Mary Pat | see Georgetown | North Angelo Branch Library | see San Angelo |
| McMichael, Ava | see Hooks | North Branch Library | see Amarillo |
| McMillan Memorial Library | see Overton | North Branch Library | see Arlington |
| Meadowbrock Branch Library | see Fort Worth | North Loop Area Branch Library | see Austin |
| Melcher Branch Library | see Houston | North Oak Cliff Branch Library | see Dallas |
| Melston, Kathleen | see Rockwall | North Village Branch Library | see Austin |
| Memorial Branch Library | see San Antonio | Northcott, Patsy | see Rankin |
| Memorial Park Branch Library | see El Paso | Northside Branch Library | see Fort Worth |
| Meurer, Henrietta | see West | Northwest Branch Library | see Corpus Christi |
| Meyer Branch Library | see Houston | Northwest Branch Library | see Cypress |
| Mickey Reily Public Library | see Corrigan | Northwest Branch Library | see Irving |
| Millwood, M. Jane | see Groves | Nueces Canyon Public Library | see Barksdale |
| Minks, Agnes | see East Bernard | O'Neal, Pauline | see Winters |
| Mitchell County Public Library | see Colorado City | Oak Forest Branch Library | see Houston |
| Montgomery County Library | see Conroe | Oak Lawn Branch Library | see Dallas |
| Montgomery, Mary | see Bridge City | Oak Springs Branch Library | see Austin |
| Montrose Branch Library | see Houston | Oakalla Public Library | see Burnet |
| Montrose, Patricia B. | see Frankston | Oakwell Branch Library | see San Antonio |
| Moody Branch Library | see Houston | Octavia Fields Branch Library | see Humble |
| Moore County Libraries | see Dumas | Old Quarry Branch Library | see Austin |
| Moore Memorial Public Library | see Texas City | Oldham County Library | see Vega |
| Moore, Ann | see Bryan | Olin, Dorothy | see Shepherd |
| Moore, Jacques | see Palacios | Oliver, Virginia | see Fairfield |
| Morrow Branch Library | see Mt. Enterprise | Olson, Pat | see Van Alstyne |
| Motley County Library | see Matador | Orr, Joella A. | see Denton |
| Mounce, Clara B. | see Bryan | Overstreet, Shirley | see Petersburg |
| Mueller, Betty | see Flatonia | Padgett, Doris | see Sunnyvale |
| Murphy Memorial Library | see Livingston | Pan American Branch Library | see San Antonio |
| Musgrave, Mary H. | see DeSoto | Park Forest Branch Library | see Dallas |
| Nancy Carol Roberts Memorial Library | see Brenham | Park Place Branch Library | see Houston |
| Nesbitt Memorial Library | see Columbus | Parkdale Branch Library | see Corpus Christi |
| Nicholas P. Sims Library & Lyceum | see Waxahachie | Parker, Billie | see Memphis |
| Nicholson Memorial Library System | see Garland | Parker, Jo Ann | see Crane |

- | | | | |
|-------------------------------------|--------------------|--|-------------------|
| Patschke, Norma | see Taylor | Rexin, Mary | see Chico |
| Patterson, Berta | see Mansfield | Reynolds, Marlene | see La Vernia |
| Payne, Jo Ann | see River Oaks | Rhoads Memorial Library | see Dimmitt |
| Paz, Hilda | see San Juan | Richard Burges Branch Library | see El Paso |
| Peeler, Ann | see Ennis | Ricklefs, Dale L. | see Round Rock |
| Pekar, Dortha | see Brazoria | Riddle, Laura | see Slaton |
| Perry Memorial Library | see Perryton | Ridgewood Branch Library | see Garland |
| Perry, Sarah W. | see Eagle Pass | Ridglea Branch Library | see Fort Worth |
| Phillips, Tommye | see Menard | Ring Branch Library | see Houston |
| Pickard Memorial Branch Library | see Abilene | Rippel, Jeffrey A. | see Lubbock |
| Pickett, Ellen | see Liberty | Rita & Truett Smith Library | see Wylie |
| Pioneer Memorial Library | see Fredericksburg | Ritterhouse, Kathy | see Grand Prairie |
| Pioneer Memorial Library Bookmobile | see Fredericksburg | Riverside Branch Library | see Fort Worth |
| Pleasant Grove Branch Library | see Dallas | Riverside Drive Branch Library | see Austin |
| Pleasant Hill Branch Library | see Austin | Roberson, Janis | see Grapevine |
| Pleasantville Branch Library | see Houston | Robert J. Kleberg Public Library | see Kingsville |
| Polk-Wisdom Branch Library | see Dallas | Roberts County Library | see Miami |
| Poole, Jessie | see Skellytown | Robinson, Lydia | see Hamilton |
| Preston Royal Branch Library | see Dallas | Robinson-Westchase Branch Library | see Houston |
| Price, Aline | see Wink | Rodriguez, Maribel | see Mirando City |
| Prichard, Betty | see Freeport | Rodriguez, Sarai | see Presidio |
| Pritchett, Elayne | see Matagorda | Roper, Linda | see Olton |
| R.B. Hoover Branch Library | see Waco | Rose, Paula | see Pittsburg |
| R.B. Tullis Branch Library | see New Caney | Rosenberg Library | see Galveston |
| R.C. Miller Memorial Library | see Beaumont | Rosser, Barbara L. | see Gatesville |
| Rackley, Beth | see Idalou | Rube Sessions Memorial Library | see Wells |
| Rainey, Joyce | see Utopia | Rufus Young King Library | see Giddings |
| Rains County Public Library | see Emory | Rusk County Library | see Henderson |
| Reagan County Library | see Big Lake | Ruth Frances Meador Branch Library | see Willis |
| Real County Public Library | see Leakey | Rylander Memorial Library | see San Saba |
| Reber Memorial Library | see Raymondville | SML/Harris Co. Bookmobile | see Baytown |
| Red River County Public Library | see Clarksville | Salazar, Ramiro S. | see El Paso |
| Red Waller Community Library | see Malakoff | Salinas, Alicia | see Alice |
| Reed, Imogene | see Ralls | Sam Fore, Jr. Wilson County Public Library | see Floresville |
| Renner Frankford Branch Library | see Dallas | Sammy Brown Library | see Carthage |

- | | | | |
|----------------------------------|-------------------|-------------------------------------|---------------------|
| San Pedro Branch Library | see San Antonio | Southwest Branch Library | see Arlington |
| Sanchez, Ester F. | see Marfa | Southwest Branch Library | see Irving |
| Sandlin, Lesley | see Mt. Pleasant | Southwest Regional Branch Library | see Fort Worth |
| Saulsbury, Margie | see Jasper | Sparkman, Mickey | see Waco |
| Scenic Woods Branch Library | see Houston | Sparks, Donna | see Hewitt |
| Schleicher County Public Library | see Eldorado | Speck, Naomi | see Wheeler |
| Scott, Willie Faye | see DeLeon | Speer Memorial Library | see Mission |
| Scurry County Library | see Snyder | Spicewood Springs Branch Library | see Austin |
| Seminary South Branch Library | see Fort Worth | Spindletop Branch Library | see Beaumont |
| Shackelford County Library | see Albany | Spivey, Jeanie | see Olney |
| Shamblee Branch Library | see Fort Worth | Spring Branch Library | see Houston |
| Sheeder, Betty J. | see Pilot Point | St. Claire, Kathryn | see Llano |
| Sheel, Frieda | see Mincola | Stanaker Branch Library | see Houston |
| Sherman County Public Library | see Stratford | Starr County Public Library | see Rio Grande City |
| Shook, Dorothy | see Rising Star | Stegall, Patricia J. | see Bridgeport |
| Shupe, Sue | see Sachse | Stella Ellis Hart Public Library | see Smiley |
| Sidlo, Merle | see Grandfalls | Stella Hill Memorial Library | see Alto |
| Sikes, Myrtice | see Sweeny | Sterling County Public Library | see Sterling City |
| Sims, Rosa | see Katy | Sterling Mun. Lib./Harris Co. BkmbL | see Baytown |
| Singletary Memorial Library | see Rusk | Sterling Municipal Library | see Baytown |
| Skyline Branch Library | see Dallas | Stevens, Doreen | see Cleburne |
| Slater, Bobbie Jane | see Muenster | Stevenson, Mary Jane | see Farmers Branch |
| Sloss, Pauletta K. | see Childress | Stewart, James B. | see Victoria |
| Smiley, Luellen | see Yorktown | Stone, Frances | see Sargent |
| Smith Branch Library | see Houston | Stonewall County Library | see Aspermont |
| Smith, Betty J. | see New Waverly | Stratford Branch Library | see Highlands |
| Smith, Carol | see Ferris | Strickland, Joan | see Haskell |
| Smith, Joan | see Higgins | Strickland, Martha | see Universal City |
| Smith-Welch Memorial Library | see Hearne | Strohm, Paul | see Angleton |
| Snell, Mary Kay | see Amarillo | Stuart, Joy | see Whitehouse |
| Snider, Patricia | see San Augustine | Suessmuth, Charles | see Deer Park |
| Somervell County Library | see Glen Rose | Sullivan, Peggy | see Groveton |
| South Branch Library | see The Woodlands | Sullivan, Rebecca W. | see Terrell |
| Southeast Branch Library | see Arlington | Sutton County Library | see Sonora |
| Southwest Branch Library | see Amarillo | Sveinsson, Joan L. | see The Colony |

- | | | | |
|---|---------------------|--|------------------|
| Swartz, Shirley | see Tyler | Tyler, Willie L. | see Bulverde |
| Swisher County Library | see Tulia | Tyrrell Historical Library | see Beaumont |
| Syble Cobb, Rean Hood; | see Claude | Unger Memorial Library | see Plainview |
| TLL Temple Memorial Library | see Diboll | University Hills Branch Library | see Austin |
| Talbur, Sally | see Johnson City | Upshur County Library | see Gilmer |
| Tate, Mary Emma | see Justin | Upton County Public Library | see McCamey |
| Tawakoni Area Public Library | see West Tawakoni | Val Verde County Library | see Del Rio |
| Taylor, Peggy | see Newark | Van Meter, Daisy | see Rhome |
| Taylor, Sally | see West Columbia | Van Zandt County Library | see Canton |
| Taylor, Wilma | see Sulphur Springs | Veatch, J. Lamar | see Irving |
| Teinert Memorial Public Library | see Bartlett | Vera, Patricia | see Crowley |
| Terrazas Branch Library | see Austin | Veterans Park Branch Library | see El Paso |
| Terrell County Public Library | see Sanderson | Village Library & Cultural Center | see Wimberley |
| Thackerson, Frances | see Anson | Vinson Branch Library | see Houston |
| Thaler, Katherine | see Elgin | Virgil & Josephine Gordon Memorial Library | see Sealy |
| Thetford, Priscella K. | see Whitesboro | Vosseller, Sue L. | see Port Aransas |
| Thompson-Sawyer Public Library | see Quanah | W. Walworth Harrison Public Library | see Greenville |
| Thornton, Jo Anne | see Pflugerville | W.O. Haggard, Jr. Library | see Plano |
| Thousand Oaks/El Sendero Branch Library | see San Antonio | Waller County Library | see Hempstead |
| Threadgill, Cathy | see Tomball | Waller, Hope C. | see Sherman |
| Tidwell, Janet | see Iraan | Walnut Creek Branch Library | see Garland |
| Tochterman, Cindy | see Andrews | Walnut Hill Branch Library | see Dallas |
| Tom Burnett Memorial Library | see Iowa Park | Walter Branch Library | see Houston |
| Tom Green County Bookmobile | see San Angelo | Walton, Earlene | see Daingerfield |
| Tom Green County Library System | see San Angelo | Ward County Library | see Monahans |
| Trent, Joyce Miller | see Leon Valley | Waring, Margaret | see Comanche |
| Trevino, Jr., Victor | see Pearsall | Warnock, Peggy | see Galena Park |
| Tri-County Library/Family Resource Center | see Mabank | Warren, Jo | see Clyde |
| Trimarchi, Helen B. | see Roanoke | Weatherly, Carolyn | see Clute |
| Tsai, Maurice | see Harlingen | Weathersby, Lee Ann | see Atlanta |
| Turk, Christine | see Quemado | Weaver, Gladys L. | see Navasota |
| Tuttle Branch Library | see Houston | Weber, Janice | see Laredo |
| Twin Oaks Branch Library | see Austin | Webster, George | see Midland |
| Tye Preston Memorial Library | see Canyon Lake | Wedgwood Branch Library | see Fort Worth |
| | | Wegner, Sandra | see Midland |

Welch, Mary Anne	see Goliad
West Branch Library	see Montgomery
West Chambers County Branch Library	see Mont Belvieu
West End Library	see Industry
West University Branch Library	see Houston
Westbank Community Library	see Austin/Westbank
Westfall Branch Library	see San Antonio
Westside Branch Library	see El Paso
White, Lawrence	see Alvin
Whitt, Judy	see Azle
Williams, Carol	see Dripping Springs
Williams, Elisabeth	see Pearland
Williams, John E.	see Mesquite
Wilson, Anessa	see Springtown
Wilson, Beuna	see Alvarado
Windsor Village Branch Library	see Austin
Winkler County Library	see Kermit
Woodforest Branch Library	see Houston
Woodland West Branch Library	see Arlington
Woodrow, Julie	see New Boston
Woodward, Sallie	see Crockett
Wright, Janie B.	see Alpine
Yaple, Marilyn V.	see Bellaire
Yarbrough, Betty O.	see Euless
Yoakum County Library	see Denver City
Yoakum County Library	see Plains
Young Branch Library	see Houston
Youngblood, Debra	see Wolfforth
Ysleta Branch Library	see El Paso
Zula B. Wylie Library	see Cedar Hill



Austin, Texas
1992