

DOCUMENT RESUME

ED 355 973

IR 054 538

AUTHOR Edmundson, Martha; Ash-Geisler, Viki
 TITLE Discover the New World of Reading. Texas Reading Club Program Manual, 1992.
 SPONS AGENCY Department of Education, Washington, DC.; Texas State Library, Austin. Dept. of Library Development.
 PUB DATE 92
 NOTE 250p.
 PUB TYPE Guides - Non-Classroom Use (055) -- Reference
 Materials - Bibliographies (131)

EDRS PRICE MF01/PC10 Plus Postage.
 DESCRIPTORS Adolescents; Annotated Bibliographies; Audiovisual Aids; Books; Childrens Literature; Elementary Education; Elementary School Students; Family Involvement; Family Programs; *Library Services; Middle Schools; Preschool Children; Preschool Education; *Public Libraries; *Reading Programs; State Programs; *Summer Programs; Toddlers; Users (Information)
 IDENTIFIERS Middle School Students; *Texas Reading Club

ABSTRACT

This manual for the 1992 Texas Reading Club aims to use books as the major focus of all reading club activities and to provide a holistic view of library programming for the reading club and other summer library activities. Following an initial chapter called "Prepare To Set Sail" containing ideas for launching the club, particular program ideas are given for various age groups in chapters called: "Early Explorers" (toddlers); "The Age of Discovery" (preschoolers); "Globe Trekkers" (elementary grades); "Family Odyssey" (families); and "Apprentice Adventurers" (middle school students). A chapter entitled "Around the World in Seven Continents" concerns an independent reading program and a chapter on additional resources contains a biographic sketch and bibliographic brochure on Steven Kellogg, author, story teller, and children's illustrator. Alphabetic lists of all audiovisual materials and all 596 books mentioned in the manual are included. Additional resources are listed, and there is a collection of clip art for program use by the artist Steven Kellogg. (SLD)

 * Reproductions supplied by EDRS are the best that can be made *
 * from the original document. *

DISCOVER THE NEW WORLD OF READING

ED355973

U.S. DEPARTMENT OF EDUCATION
Office of Educational Research and Improvement
EDUCATIONAL RESOURCES INFORMATION
CENTER (ERIC)

- This document has been reproduced as received from the person or organization originating it.
- Minor changes have been made to improve reproduction quality.
- Points of view or opinions stated in this document do not necessarily represent official OERI position or policy.



"PERMISSION TO REPRODUCE THIS
MATERIAL HAS BEEN GRANTED BY
R.A. Walton

TO THE EDUCATIONAL RESOURCES
INFORMATION CENTER (ERIC)."


**Texas Reading Club Program Manual
1992**

Sponsored Cooperatively by your Library and the Texas State Library

Program Guide for The Texas Reading Club 1992

**Written by Martha Edmundson
and Viki Ash-Geisler**

Clip Art by Steven Kellogg



**Sponsored by the Library Development Division
Texas State Library
1992**

TEXAS STATE LIBRARY CATALOGING IN PUBLICATION DATA

Edmundson, Martha.

Discover the new world of reading : program guide for the Texas reading club 1992 / written by Martha Edmundson and Viki Ash-Geisler ; clip art by Steven Kellogg ; sponsored by the Library Development Division, Texas State Library. -- [Austin, Tex.] : The Division, 1992.

198 p., [16] leaves of plates : ill. ; 28 cm. -- (Texas reading club ; 1992)

Includes bibliographical references (p. 123-187).
Filmography: p. 188-198.

1. Children--Books and reading. 2. Libraries, Children's. I. Ash-Geisler, Viki. II. Kellogg, Steven. III. Texas State Library. Library Development Division. IV. Title. V. Title: Program guide for the Texas reading club 1992. VI. Series.

Z1037

028.534 T312 1992

© Martha Edmundson and Viki Ash-Geisler

The Texas State Library reserves the right to reproduce, publish, or otherwise use, and to authorize others to use, the work for government purposes.

The activity which is the subject of this report was supported in whole or in part by the U.S. Department of Education. However, the opinions expressed herein do not necessarily reflect the position or policy of the U.S. Department of Education and no official endorsement by the U.S. Department of Education should be inferred.

Although this manual was printed by the Texas State Library, the opinions expressed herein do not necessarily reflect official agency policy.

Austin Texas
1992

A Note to Our Colleagues

We are pleased to present the manual for the 1992 Texas Reading Club, **Discover the New World of Reading**. It is our hope that you will find it appealing and easy to use.

Our major objectives in preparing the manual and in planning our own reading clubs for 1992 were:

- ★ to use books as the major focus of all reading club activities.
- ★ to provide a holistic view of library programming which includes books, songs, films, speakers, crafts and discussions all centered on one topic.
- ★ to arrange activities by the intended age of the audience. Hopefully these activities can then be 'plugged in' to existing program time slots and audiences.
- ★ to place emphasis on exploration and discovery in the broadest sense.

We would hope that these objectives will lead to:

- ★ increased patron awareness of the variety and quality of materials available for children.
- ★ increased staff awareness of children's literature and its uses in library programming.
- ★ enhanced geographic and cultural literacy in both staff and patrons.
- ★ the most successful reading club to date, both in number of children participating and the sense of accomplishment shared by the children and library staff.

Although these may seem like rather grandiose dreams of what can be accomplished in a reading club manual and/or a summer of library activities, certainly, we all must think expansively and optimistically if our goal is to help young people discover the world.

With very best wishes, Martha and Viki
October 1991

With particular thanks to Gerald,
for his expert advice and
extraordinary sense of humor.
The man is magic with a Mac!


Discover the New World of Reading

Texas Reading Club Manual
1992

Table of Contents

- 1. Prepare to Set Sail**
Planning, publicity and program ideas to launch the
1992 Texas Reading Club
- 2. Early Explorers**
Program ideas for toddlers
- 3. The Age of Discovery**
Program ideas for pre-schoolers
- 4. Globe Trekkers**
Program ideas for the elementary grades
- 5. Family Odyssey**
Program ideas for family participation
- 6. Apprentice Adventurers**
Volunteer program for middle school students
- 7. Around the World in Seven Continents**
Independent reading program
- 8. Additional Resources**
Biographic sketch and bibliographic brochure of Steven Kellogg
Sources of additional reading club help and information
- 9. Bibliography**
Alphabetic listing of all books in the manual
- 10. Audio Visual Resources**
Alphabetic listing of all audio visual materials in the manual
- 11. Clip Art**
Drawings by Steven Kellogg

Prepare to Set Sail



Discover the New World of Reading

Chapter One

Prepare to Set Sail

Planning and Publicity Ideas to Launch the 1992 Texas Reading Club

Whether the 1992 Texas Reading club is your first, or your fourteenth, there are five factors essential to make it a success.

- ★ ENERGY
- ★ COURAGE
- ★ OPTIMISM
- ★ A WELL DEVELOPED PLAN
- ★ AND THE FLEXIBILITY TO ALTER THE PLAN AS YOU GO!

The Texas Reading Club offers you one of the best opportunities you'll ever have for positive interaction with patrons. You set the tone of this interaction as you establish the procedures for Reading Club activities. Make things as easy and uncomplicated as you possibly can. You want children to finish the summer with a feeling of personal accomplishment and assurance that they have friends at the library. The more rules you have, the more rules you'll have to enforce. So, keep the "library police" out of the planning process and out of your interactions!

As you plan the summer's activities, don't be afraid to explore new ways of doing things. There will be some risk involved and new ways may not work out just as you thought they would. However, taking chances expands your horizons and shows off your spirit of adventure.

As you begin to plan for the 1992 Texas Reading Club, the following checklist will assist you. The goal of the checklist is threefold:

- ★ To break the planning process down into its component parts and offer you assurance that you haven't left out one or two (or more) of the most important factors.
- ★ To assist you in informing your co-workers of what is going to happen and how they can help.
- ★ To let your boss know how organized and efficient you are. And, to help him/her understand that these magical summer extravaganzas don't just happen; they require a creative and skilled children's specialist.

Texas Reading Club Checklist

Fill in the Blanks for Organized Fun!

Opening and Closing Dates:

Counting Time/Titles:

Method of Registration:

Method of Record Keeping:

Rewards/Prizes:

Bulletin Board/Incentive Game:

Other Decorations:

Publicity:

News Releases/PSA's:

Bookmarks/Brochures:

Posters:

Radio/TV Interviews:

Opening Activity:

Time/Date:

Publicity:

Closing Activity:
Time/Date:

Publicity:

Support Programs:
Toddlers:

Pre-Schoolers:

School Age:

Family:

Middle School:

Special Programs:

Bulletin Boards, Incentive Games and Other Decorations

Through bulletin boards, incentive games and other decorations you create an atmosphere of visual excitement that can add significantly to the success of the program. The time it takes to prepare these visual invitations into the children's area will be substantial, but well worth the effort. You'll feel wonderfully creative and the children will know that they and the Texas Reading Club are important to you.

Allowing children to have an impact on the library environment gives them a sense of power and ownership. These are feelings you want to encourage. Give the children opportunities to display their names and their artwork. Let them decide (within certain limits) where these items will be displayed. In these ways you are telling them, "This is YOUR library. This is YOUR accomplishment. I am proud of YOU." And let's face it, these are things everyone, regardless of age, likes to hear.

★ Pinkerton is perhaps one of the best known of Steven Kellogg's characters. You might want to use him as your Reading Club mascot. Use the clip art and an overhead or opaque projector to make a larger than life copy of Pinkerton licking his way to the New World of Reading. You can make your dog on butcher paper, on sturdy cardboard or foamcore. (Foamcore can be purchased at craft and hobby stores and at many lumber yards. It is two pieces of posterboard bonded to a core of styrofoam and comes in various sizes up to 4'x8'.) Any of these three enlargements can then be cut out and colored, using paints, markers, etc. This larger than life Great Dane can serve as a welcome into the children's area and into the New World of Reading.

★ Any of the clip art designs that show children looking into a book could easily be adapted into a bulletin board that provides your active readers with a place to display their names and accomplishments. Again, use the clip art plus an overhead/opaque projector to "blow-up" the art work to a size appropriate for your bulletin board. If you use the girl looking into the dinosaur book, you would then want to provide cut out dinosaur shapes for the children to write their names on and put up when they have read the required number of books/minutes. To act as a further incentive, they could add gold stars to this dinosaur name tag as they exceed the requirement at specified intervals. If you use the boy looking at the outer space book, the children could display their names on cut

out stars as they progress. If you use the girl with the beanstalk, then additional leaves could be provided for names.

- ★ If your children's area doesn't have a bulletin board that lends itself to this sort of incentive game/display, think about some other way to get your readers' names up. You might want to make photocopied enlargements of one of the clip art designs and have your readers color and display a copy as they reach specified goals. You might also consider using the endpanels of your shelves as a location to display accomplishments.
- ★ Also use the clip art to make posters advertising specific library programs and events. If you are associating a particular piece of clip art with a particular program then it makes sense to use that same art for posters and flyers about that program. (For example: the child in the circle reading to the cats works well for Toddler programs, the children using the flashlight to look into an open book works well for School Aged programs.) You can use either a photocopied enlargement of the design or once again, get out your overhead/opaque projector if you want a bigger finished product.
- ★ The clip art showing the boy looking up through a telescope into an open book lends itself particularly well to use as an advertising poster. Enlarge the boy and the book, but instead of the star and **Discover the New World of Reading** being written on the open pages, have the days events at the library listed. List the events on a separate piece of paper and adhere it to the enlarged book. This way you can keep the art work up all summer but change the information daily.
- ★ On the official Reading Club poster and bookmark, you will notice that Steven Kellogg has sent messages to your readers in bottles. You too, can use this as a means of communicating with your patrons. Trace the bottle drawing and enlarge it on your photocopy machine. Type or print in any message you might want to relay. (For example: "Globe Trekkers today at 2:00", "Christopher Columbus Biographies This Way", "Steven Kellogg Books Found Here") Adhere your message bottles to posterboard or file folders to give them some strength. Then you can attach them to bookends or small easels and scatter them throughout the children's area.

Using the clip art in this way ties your Reading Club more closely to the materials provided by the State Library and maximizes the opportunity to feature Steven Kellogg's designs.

*You might also want to keep in mind that the 1988 Reading Club Manual, **Trailblazers, Stargazers**, has some clip art that compliments this year's theme.*

News Releases/PSAs

The success of your Reading Club depends upon many factors, one of which is publicity. Failure to inform your patrons and their parents of what is happening can sabotage even the best laid program plans. The local media, both print and broadcast, can be of tremendous help to you in getting the word out.

Sample News Release

(newspaper, other print media and television news)

Discover the New World of Reading this summer with your children at the (library name) Public Library. The library will offer summer programs for children of all ages, in conjunction with its annual Texas Reading Club. Registration for the Reading Club and summer activities get started on (opening date) with (title and brief description of opening activity).

Activities continue throughout (months of activities) with:

(List activities. Include day, time, intended audience and brief description)

The Reading Club is an incentive program to encourage children to spend time reading during the summer months. Club participants receive a Reading Log in which to keep track of the books (minutes) they read. Children who read at least (required number of titles or minutes) receive a Reading Club certificate and (any other prizes offered). Names of summer readers will be displayed on the public library's bulletin board. Children who are not yet reading independently participate in the Read-To-Me segment of the club by keeping track of the books (time) read to them.

The Texas Reading Club is sponsored by the (name) Public Library in conjunction with the Texas State Library. This year's Reading Club materials feature the designs of noted author/illustrator Steven Kellogg. Mr. Kellogg's works, which have won numerous awards and been featured on "Reading Rainbow," include: **Best Friends, Prehistoric Pinkerton, Jack and the Beanstalk, and The Mysterious Tadpole.**

The (name) Public Library is located at (address). The library is open (hours). All library programs are open to the public and presented free of charge. For further information on how you and your children can **Discover the New World of Reading** this summer, phone the library at (number).

Sample PSAs

(for radio/tv stations, school public address system announcements, PTA newsletters)

New friends! New books! A whole New World of Reading is waiting for children this summer at the (library name) Public Library. The 1992 Texas Reading Club begins on (date) with books, activities, and a summer of fun for (city's name) kids of all ages. Call (phone number) for information on how your children can **Discover the New World of Reading** this summer at the (library Name) Public Library.

Set your sails for a summer of excitement, a summer of adventure, a summer of discovery. Join the 1992 Texas Reading Club at the (library name) Public Library and **Discover the New World of Reading**. Summer discoverers cast off on (opening date) with (name of opening activity). Call the library at (phone number) for further details.

It was 500 years ago that Columbus first set foot in the New World. 500 years—that's a long time. But how long has it been since you and your children set foot in the (library name) Public Library? Too long? Book some time with your kids at the (name of the library) this summer. It's never too late to **Discover the New World of Reading**.

Help your pre-schooler discover the wild life (and wild times) found in that ever popular wild place, the backyard. This summer's pre-school storytimes, held on (day) mornings at (time) at the (name) Public Library, feature backyard critters from birds to lizards to field mice. Join in the fun and help your pre-schooler **Discover the New World of Reading**.

Discover the New World of Reading at the (name) Public Library on (day) afternoons at (time) as school aged kids use books, films and crafts to search the globe for erupting volcanoes, vanishing rain forests and mysterious mountain passes. It's all part of the fun featured this summer at the (name) Public Library.

Looking for free family fun this summer? Check out the list of activities offered at the (name) Public Library. Family Odysseys, weekly adventures with books, films and crafts, are offered on (day) evenings at (time) beginning (date). These sessions are designed for the whole family to enjoy together and are just part of the **New World of Reading** that's waiting to be discovered this summer at the (name) Public Library.

Bookmarks/Flyers

In addition to the bookmarks and posters provided by the State Library, which advertise the Texas Reading Club in a generic sense, you may want to create bookmarks and flyers that publicize the specifics of the Reading Club at your library. These publicity pieces can be:

- ★ available at your library.
- ★ distributed at area schools and day care centers.
- ★ reproduced in PTA newsletters.
- ★ tacked on the bulletin boards at supermarkets and laundromats.
- ★ the possibilities are endless!!


Samples can be found on the following pages. The layouts provide space for you to insert information specific to your library's Summer Reading Club (i.e.: name, address, phone, Reading Club start date, etc.) After you type in the required information, the pieces are ready to go straight to the printer. You may find that the samples provided will inspire you to new heights of promotional creativity! (Wouldn't that be great?) If so, feel free to borrow from them, alter them, or start from scratch. Just be sure to provide your patrons with some sort of written information about your summer activities.

The following pages also provide you with samples of bookmarks that promote specific library materials related to the theme of this year's Texas Reading Club. Like the bookmarks/flyers mentioned above, these too are ready to go to the printer after pertinent information about your library is added. (Since these are title-specific, you'll want to make sure your library has copies of all the books before going to the printer!) In order to save paper and minimize printing costs, you may want to print these bookmarks front to back.

These title-specific bookmarks can also be used in a number of ways:

- ★ place inside and extending from the tops of books you have on display.
- ★ ask the circulation staff to place them in each patron's stack of books as they check out, saying something along the lines of "Here's a new bookmark for you; it has some books listed on it you (your children) might enjoy."
- ★ use them on school visits. Booktalk one title from the list and distribute them to all the students in the class.
- ★ mail copies to your colleagues in the school libraries along with a note about upcoming public library events.

**New friends!
New books!
A whole New World**



is waiting for you
at the


(name)

Public Library!

Join the 1992
Texas Reading Club
beginning
(date)

**Discover the New World
of Reading!**

**New friends!
New books!
A whole New World**



is waiting for you
at the


(name)

Public Library!

Join the 1992
Texas Reading Club
beginning
(date)

**Discover the New World
of Reading!**

**New Friends!
New Books!
A whole New World**




is waiting for you
at the

(name)

Public Library!

Join the 1992
Texas Reading Club
beginning
(date)

**Discover the New World
of Reading!**



The Public Library is the purr-fect place for even the youngest children to

Discover the New World of Reading

Early Explorers

Toddlers explore the world with their five senses!

(type in day and time)

Age of Discovery

Pre-schoolers discover the wildlife in their own backyards!


(type in day and time)

Family Odyssey

Programs for the whole family to enjoy together!

(type in day and time)

(type in library name, address and phone)



The Public Library is the purr-fect place for even the youngest children to

Discover the New World of Reading

Early Explorers

Toddlers explore the world with their five senses!

(type in day and time)

Age of Discovery

Pre-schoolers discover the wildlife in their own backyards!


(type in day and time)

Family Odyssey

Programs for the whole family to enjoy together!

(type in day and time)

(type in library name, address and phone)



The Public Library is the purr-fect place for even the youngest children to

Discover the New World of Reading

Early Explorers

Toddlers explore the world with their five senses!

(type in day and time)

Age of Discovery

Pre-schoolers discover the wildlife in their own backyards!

(type in day and time)

Family Odyssey


Programs for the whole family to enjoy together!

(type in day and time)

(type in library name, address and phone)

Discover the New World of Reading

at the
Public Library!



Globe Trekkers

Span the globe in search of scorching deserts,
steamy rain forests and erupting volcanoes in
these programs designed for
school aged children.

(type in day and time)

Around the World in Seven Continents

Travel the world through fact and
fiction in this program for independent
reading. Come to the library on
(date) at (time) to find out how!

21


Family Odyssey

Books, films and activities for the
whole family to enjoy together!

(type in day and time)

Discover the New World of Reading

at the
Public Library!



Globe Trekkers

Span the globe in search of scorching deserts,
steamy rain forests and erupting volcanoes in
these programs designed for
school aged children.

(type in day and time)

Around the World in Seven Continents

Travel the world through fact and
fiction in this program for independent
reading. Come to the library on
(date) at (time) to find out how!


Family Odyssey

Books, films and activities for the
whole family to enjoy together!

(type in day and time)

Discover the New World of Reading

at the
Public Library!



Globe Trekkers

Span the globe in search of scorching deserts,
steamy rain forests and erupting volcanoes in
these programs designed for
school aged children.

(type in day and time)

Around the World in Seven Continents


Travel the world through fact and
fiction in this program for independent
reading. Come to the library on
(date) at (time) to find out how!

Family Odyssey

Books, films and activities for the
whole family to enjoy together!

(type in day and time)


Wing Your Way to a Whole New World!



Join the 1992
Texas Reading Club
at the
(name)
Public Library
beginning
(date)

*Discover the
New World of Reading*

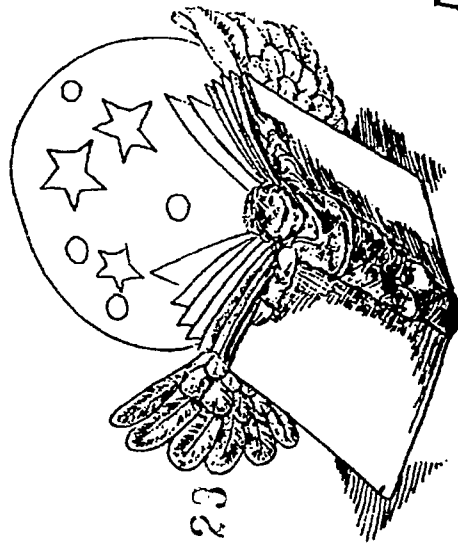
Wing Your Way to a Whole New World!



Join the 1992
Texas Reading Club
at the
(name)
Public Library
beginning
(date)

*Discover the
New World of Reading*


Wing Your Way to a Whole New World!



Join the 1992
Texas Reading Club
at the
(name)
Public Library
beginning
(date)

*Discover the
New World of Reading*

Wing Your Way to a Whole New World!



Join the 1992
Texas Reading Club
at the
(name)
Public Library
beginning
(date)


*Discover the
New World of Reading*

Announcing the 1992
Texas Reading Club:

"Discover the New World of Reading"

Join Pinkerton, a mysterious tadpole,
a mischievous boa and a host
of other Steven Kellogg characters
for a summer of reading fun at the

(library name)




Announcing the 1992
Texas Reading Club:

"Discover the New World of Reading"


Join Pinkerton, a mysterious tadpole,
a mischievous boa and a host
of other Steven Kellogg characters
for a summer of reading fun at the

(library name)



(name, address, phone)


Geography and Maps



- Maps and Globes:
Fun, Fact and Activities**
by Caroline Arnold
- The Book of Where, or How to
be Naturally Geographic**
A Brown Paper School Book
by Neill Bell
- Maps and Globes**
A New True Book
by Ray Broekel
- Puzzle Maps, U.S.A.**
by Nancy Clouse
- As the Crow Flies:
a First Book of Maps**
by Gail Hartman
- My Place in Space**
by Robin and Sally Hirst
- Geography from A to Z:
a Picture Glossary**
by Jack Knowlton
- Maps and Globes**
by Jack Knowlton
- Geo-Whiz!**
Books for World Explorers
by Susan Tejada

(library name)


Columbus



- Picture Book of
Christopher Columbus**
by David A. Adler
- Westward with Columbus**
by John Dyson
- Where Do You Think You're
Going, Christopher Columbus?**
by Jean Fritz
- Things to Make and Do for
Columbus Day**
by Gail Gibbons
- Christopher Columbus:
a Great Explorer**
by Carol Greene
- Christopher Columbus:
Voyager to the Unknown**
by Nancy Smiler Levinson
In 1492
- by Nancy Marzollo
- Columbus and the World
Around Him**
by Milton Meltzer
- I, Columbus:
My Journal, 1492-3**
edited by Peter & Connie Roop
- Follow the Dream**
by Peter Sis

(library name)


Explorers from the Past



- Forgotten Voyager: the Story
of Amerigo Vespucci**
by Ann F. Alper
- Incredible Journey of
Lewis and Clark**
by Rhoda Blumberg
- Arctic Explorer: the Story of
Matthew Henson**
by Jeri Ferris
- Prince Henry the Navigator**
by Leonard Everett Fisher
- Explorers**
By Dennis Fradin
- Sir Frances Drake: His
Daring Deeds**
by Roy Gerrard
- The Voyage of Magellan**
by Richard Humble
- Great Lives: Exploration**
by Milton Lomask
- The Discovery of the Americas**
by Betsy and Giulio Maestro
- Explorer by Rupert Matthews
Explorers and Mapmakers**
by Peter Ryan

(library name)

Explorers in Space



- Voyager to the Planets**
by Necia H. Apfel
- I Want to be an Astronaut**
by Byron Barton
- Great American Astronauts**
by Chris Crocker
- The Dream is Alive**
by Barbara Embury
Astronauts
- A New True Book**
by Carol Greene
- Space Challenger:
the Story of Guion Bluford**
by Haskins and Benson
- The Astronaut Training Book
for Kids**
by Kim Long
- To Space and Back**
by Sally Ride and Susan Okie
- Space People from A to Z**
by Ray Spangenburg
- Day We Walked on the Moon**
by George Sullivan
- Neil Armstrong: Space Pioneer**
by Paul Westman

(library name)

Lost at Sea

*Turn the page,
Have a look.
Get lost in a book.*

Fiction

- True Confessions of
Charlotte Doyle
by Avi
- Deep Wizardry
by Diane Duane
- Voyage of the Frog
by Gary Paulsen

Non-Fiction

- Exploring the Titanic
by Robert Ballard
- Under the Sea from A to Z
by Anne Doubilet
- Sunken Treasure
by Gail Gibbons
- True Sea Adventures
by Donald Sobol

Picture Books

- Mousehole Cat
by Antonia Barber
- Sailing with the Wind
Thomas Locker
- Man Whose Mother Was
a Pirate
by Margaret Mahy

Lost in the Wilderness

*Turn the page,
Have a look.
Get lost in a book.*

Fiction

- Weasel
by Cynthia DeFelice
- Julie of the Wolves
by Jean C. George
- Island of the Blue Dolphins
by Scott O'Dell
- Sign of the Beaver
by Elizabeth Spare

Non-Fiction

- Children of the Wild West
by Russell Freedman
- Under a Strong Wind:
the Adventures of
Jessie Benton Fremont
by Dorothy N. Morrison

Picture Books

- Left Behind
by Carol Carrick
- The Trek
by Ann Jonas
- Junglewalk
by Nancy Tafuri

Lost in Dreams

*Turn the page,
Have a look.
Get lost in a book.*

Fiction

- String in the Harp
by Nancy Bond
- Colors in the
Dreamweaver's Loom
by Beth Hilgartner
- The Lion, the Witch and
the Wardrobe
by C.S. Lewis
- Boy Who Reversed Himself
by William Sleator

Picture Books

- Angel and the Soldier Boy
by Peter Collington
- The Dream Eater
by Christian Garrison
- When I'm Sleepy
by Jane R. Howard
- All the Pretty Horses
by Susan Jeffers
- The Dream Child
by David McPhail
- Dinosaur Dream
by Dennis Nolan
- Free Fall
by David Wiesner

Lost in Space

*Turn the page,
Have a look.
Get lost in a book.*

Fiction

- Aliens for Breakfast
by J. Etra and S. Spinner
- Outer Space and All that Junk
by Mel Gilden
- Fat Men From Space
by Daniel Pinkwater

Non-Fiction

- Voyager to the Planets
by Necia H. Apfel
- Journey into a Black Hole
by Franklyn Branley
- Magic School Bus
Lost in the Solar System
by Joanna Cole

Picture Books

- Alistair in Outer Space
by Marilyn Sadler
- Earthlets as Explained by
Professor Xargle
by Jeanne Willis
- Commander Toad and the
Big Black Hole
by Jane Yolen

Opening Activities

To get your reading club off to a good start, you may want to try one of the following activities. If a "kick-off" is not your style, or if the sheer numbers of registrants on that first day preclude any sort of programming, you might want to use these activities as special programs throughout the summer.

Sidewalk Maps

Materials:

- ★ Outline maps of Texas, the continental U.S., South America, Mexico, Australia, England and other recognizable land masses, cut from posterboard. (You'll need to prepare these ahead of time with the assistance of an overhead or opaque projector.) Print the name of the land mass in large, legible letters across each map.
- ★ Boxes of colored chalk
- ★ Camera and film

Procedure:

- ★ Assign children, either individually or in teams, to specific squares of the library's sidewalk.
- ★ Provide each child (team) with a map and a box of colored chalk.
- ★ Ask each child (team) to trace the map, color it and write the name in large letters in his/her (their) square.
- ★ As the children (teams) complete their maps, take photographs for display in the library.

The Niña, the Pinta and the Santa Maria

Materials:

- ★ Brown construction paper
- ★ Scrap paper box (for sails and other decorations)
- ★ Crayons, scissors, glue

Procedures:

- ★ Trace child's hand onto brown paper with thumb and little finger extended to make the bow and the stern of the ship. The three middle fingers should be straight up and slightly separated to form three masts.
- ★ Children cut out and decorate the hand-shaped ships for display.

Hand-Shaped Art by Diane Bonica provides specific instructions (page 74 and 75) on the making of these hand-shaped ships reminiscent of Columbus's sailing vessels. Couple this craft with a reading of Peter Sis's *Follow the Dream* for a family program.

Puppet Show: "The Mouse Behind the Man"

An Interactive Puppet Show for:
one librarian (in front of the stage)
and one mouse puppet

Set-Up: Librarian engages in conversation with the audience about Christopher Columbus. Ask questions such as:
Who was Christopher Columbus?
When did he make his first voyage?
What were the names of the ships?
During the conversation, the mouse appears shaking his head, clearing his throat and finally speaking.

Mouse: *(In an Italian accent if possible)* Ah, signorina, you break my heart with all this talk of Christopher Columbus.

Librarian: *(Incredulously)* BREAK your heart? It seems to me that you are the one breaking into our conversation

Mouse: Oh, it's true, it's true. A mouse, such as myself, has much better manners. Please forgive me.

Librarian: Well, all right, but who are you?

Mouse: You see why my heart is breaking? You talk with these children, you talk about Christopher Columbus, and you don't even know who I am.

Librarian: Who are you?

Mouse: I am a mouse who has sailed the seven seas. I am a mouse who has looked danger in the face. I am a mouse that has gone where no mouse has gone before. I am the mouse who told this Christopher Columbus you love to talk about that the world is round!

Librarian: Wait a minute! You're telling me that you talked to Christopher Columbus?

Mouse: Yes, signorina, it's true. I not only talked to Christopher, I helped him make this voyage of discovery you so love to talk about.

- Librarian:** *(To audience)* I'm having a little bit of a hard time believing this.
(To the puppet) Okay, you say you talked to Christopher Columbus, you told him the world is round, AND you went with him on his voyage.
- Mouse:** Yes, yes and you make me so happy when you say it. For many, many years I hear the children reciting:
"Columbus sailed the ocean blue,
In Fourteen hundred and ninety-two."
and never once do I hear these children say:
"If not for this little mouse,
Columbus would never have left his house!"
- Librarian:** Never have left his house? According to that, it sounds like you played a pretty important role in Christopher's adventures!
- Mouse:** Of course I did. Do you think he was the one who thought to go ask Queen Isabella for the ships? No, if not for me telling him I was going to visit my cousin who lived on one of her majesty's ships, he would have never left Italy. If not for me suggesting that three ships are better than one, he would have been happy with just one tiny little boat. If not for me, he would have never gotten off that boat when we landed in the New World.
- Librarian:** Why not?
- Mouse:** Well, he said he had a little headache and just wanted to stay in his cabin and lie down. But I insist, I'm going on shore and he doesn't like me to do anything without him!
- Librarian:** *(With continued disbelief)* So, you're telling us that without you, Christopher Columbus would really never have done any exploring? Any discovering? He wouldn't really have done much of anything?
- Mouse:** Ah, signorina, signorina, you make me so happy. You do understand. I am one happy mouse.
- Librarian:** *(To audience)* I think he is one crazy mouse!
(To puppet) Well, I can't tell you how much we appreciate you putting the record straight. I don't think I'll ever think of Christopher Columbus in the same way again!

Mouse: Grazie! Grazie! My heart is overflowing with good feeling. My brain is reeling with ideas for new discoveries. Now that the world knows the truth I can go on, one happy mouse. Arrivederci, signorina. I will never forget you. Never!

Librarian: Hold on, where are you going in such a hurry?

Mouse: Oh, you know those poor people at NASA. They have so much trouble with their space shuttle, their space telescopes their satellites to Mars. I'm thinking they need a mouse like me to help them discover the secrets of the universe. But, before I go, maybe you and these beautiful children will say for me just one time:
'Columbus sailed the ocean blue,
In Fourteen hundred and ninety-two.
If not for this little mouse,
Columbus would never have left his house.'

Librarian: (leading audience) 'Columbus sailed the ocean blue,
In Fourteen hundred and ninety-two.
If not for this little mouse,
Columbus would never have left his house.'

Mouse: Its beautiful! Che bello! I have never been so happy. Say it again!

Librarian: (leading audience) 'Columbus sailed the ocean blue,
In Fourteen hundred and ninety-two.
If not for this little mouse,
Columbus would never have left his house.'

Mouse: Say it again! Its music to my ears!
(*Mouse exits*)

Librarian: (leading audience) 'Columbus sailed the ocean blue,
In Fourteen hundred and ninety-two.
If not for this little mouse,
Columbus would never have left his house.'

THE END

Other Items to Consider

As you plan, and as the summer progresses, bear in mind that the State Library will need some specific statistical information at the close of the Reading Club.

- ★ Number of children registered
- ★ Number of children who completed the reading requirements
- ★ Approximate number of books/minutes that were read
- ★ Number of support programs presented and number of participants in these programs
- ★ Types and number of publicity efforts made to advertise the Reading Club

These statistics are not difficult to keep, but are impossible to reconstruct if you fail to plan for them at the outset. Copies of library publications produced to advertise the Reading Club and/or Reading Club support activities are always welcome along with your statistics. So, be sure to save copies not only for your scrapbook, but for the State Library as well.

The statistics you report to the State Library will also make a great "Pat-Ourselves-on-the-Back" memo to your boss and a very positive news story for the local paper in August. If local businesses or organizations have provided financial support for the Reading Club, they might also appreciate a statistical report of the summer's activities acknowledging their contributions.

As the Reading Club closes, you might also consider communicating with the schools in your area. Teachers, Principals and other Education Professionals are increasingly aware of the important role recreational reading plays in the retention of basic skills over the summer months. A sample letter follows. You will want to write one that is similar but reflects the specifics of your library's reading club. A blank sheet of **Discover the New World of Reading** letterhead is included for you to personalize and use for your letter.

Don't forget to include the name of the school reading club participants will be attending in the fall in the information you request at the time of registration. This will allow you to write the school and gives you one last chance to reward your summer explorers.

Discover the New World of Reading

1992 Texas Reading Club

August 28, 1992

George Evans Elementary School
606 Comanche
Corpus Christi, TX 78411

Dear Ms. Smith,

As you and your staff are gearing up for the new school year, we are winding down from a wonderfully successful Texas Reading Club here at the Corpus Christi Public Libraries. Enclosed are the names of the students from Evans who participated in the 1992 Reading Club and **Discovered the New World of Reading.**


These students read at least 10 books between June 1 and July 29, listing the titles on their library Reading Logs. Each of them had their names on display at the library acknowledging this accomplishment. Additionally, they each received a Reading Club Certificate.

We are proud of the children who participated in the 1992 Texas Reading Club and know that you will be, too.

Please accept our best wishes for a terrific school year and remind your students and staff that they have friends here at the Corpus Christi Public Libraries.

Sincerely,


Viki Ash-Geisler
Children's Coordinator




Corpus Christi Public Libraries 805 Comanche Corpus Christi, TX 78401

Discover the New World of Reading

1992 Texas Reading Club



Early Explorers



Discover the New World of Reading

Chapter Two

Early Explorers

Programs for Toddlers

There are many reasons to offer toddler programs for your community. If you already present these programs, then you know how rewarding they can be. If you do not offer toddler programs, consider the following reasons for beginning now:

- ★ Toddler programs provide toddler parents with creative ideas for stimulating learning for their child.
- ★ Toddler programs provide this age child with a safe, comfortable place to practice their newly developing social skills.
- ★ Toddler programs are a positive addition to activities for the very young child. In many communities, it may be the only program opportunity for the toddler.
- ★ Toddler programs are an excellent way to create an atmosphere for intergenerational literacy.

WHO IS THE TODDLER?

Toddlers are remarkable people! Their world has vastly changed because of their mobility. They are busy, active learners with much to explore and much to accomplish. During this period of approximately age one to three, they will learn more refined mobility such as running, skipping and jumping. They will become competent eaters and dressers. They will be potty trained and will acquire speech...no small accomplishment for two short years!

Toddlers are in a transitional developmental period. Most young toddlers are in the last stages of the Sensorimotor Developmental Stage (according to Piaget). In this stage learning takes place through the senses. Objects must be touched, eaten, smelled and seen to be understood. Older toddlers are in the beginning stages of the Preoperational Developmental Stage. (Ages 2 - 5) This child begins to think symbolically (the object does not have to be there for him to understand). His memory is working. He is egocentric. **He understands his world only from his own point of view.**

HOW TO USE EARLY EXPLORERS

The following program plans were designed to capture the toddler's interest in familiar territory...the senses and self-concept. The picture pages list books to read, books to show, fingerplays and songs. These pages can be duplicated for parents to take home. It will provide them with a copy of the fingerplay or song, the books read and other books that would be appropriate

for their child. **Books to Read** were chosen for their large, clear pictures. **Books to Show** are more appropriate for one-on-one situations.

Sample programs have been included using the material from the picture page. An idea for presenting a story in puppet or flannel board format is also included. Other ideas are mentioned to help spark the imagination for developing programs more appropriate for your situation and your collection.

COMMON PROBLEMS

Too many people: Consider registration for toddler programs. Limit group size to no more than 15 - 20 people. 12 - 15 is ideal. Close the door when the room is full!

Uncooperative children: Remember toddlers are learning appropriate behavior. Establish ground rules before beginning the program. Ask parents to gently try to quiet a disruptive child. Often the parent can quiet the child by moving to the back of the room. This is usually enough to redirect his attention to the program. Many parents will be embarrassed by this behavior in their child. Assure them that it is normal behavior for the age group and that repeated exposure should correct the behavior.

Scheduling program times: Try for mid-morning times. The closer to lunch, the more disruption can be expected! Evening story times work well for this age and can involve working parents, too.

Name Tags: Names are important. Consider making nametags for this group. A nametag is provided on the picture page. (Learn the mothers names, too). Many times a disruptive child can be quieted by the storyteller calling his name and redirecting his attention to the program activity.

MATERIALS

Materials were selected for universal appeal and availability. Standard selection tools were used to insure quality. Helpful resources for this age group are included on the resource page in chapter ten.

Relax and enjoy these children!

Early Explorers

Exploring Who I Am

Program Ideas and A Sample Program

Self-concept (exploring who I am) can be approached in the following ways:

- ★ Each person is special and unique.
- ★ Each person has similar characteristics and dissimilar characteristics to other people.
- ★ People need each other as families and friends.
- ★ I can do things for myself – I am competent.

These are very broad topics. Choose any one to detail as a program. For the very young toddler, body parts, being competent and family are extremely important.

Sample Program

"More, More, More," said the Baby

by Vera B. Williams

Oh, What A Miracle! (Song)

How Do I Put It On? by Shigeo Watanabe

(Flannel Board)

I Have Ten Little Fingers (Fingerplay)

'Oh, What A Miracle!' is a song on the recording ***Walter the Waltzing Worm*** by Hap Palmer. This song is upbeat, but may seem slow. This is necessary for young children to hear and understand. The movements are obvious. Enjoy! (Idea received from Julie Judd at a Toddler Workshop sponsored by the North East Texas Library System).

How Do I Put It On? by Shigeo Watanabe adapts very easily for flannel or magnetic board. This story is also effective using a toy bear as a model. Another song to add is 'Here We Go 'Round the Mulberry Bush.' Sequence activities for either getting ready for bed or for getting dressed in the morning.

Early Explorers

Exploring Who I Am

Books to Read

Ten, Nine, Eight

by Molly Bang

Peter's Chair

by Ezra Jack Keats

In Our House

by Anne Rockwell

How Do I Put It On?

by Shigeo Watanabe

"More, More, More,"

said the Baby

by Vera B. Williams



Books to Show

Faces by Barbara Brenner

Goodnight Moon

by Margaret Wise Brown

Titch by Pat Hutchins

Whose Mouse Are You? by Robert Kraus

The Shopping Trip by Helen Oxenbury

On Mother's Lap by Ann H. Scott

Fingerplay

Ten Fingers

I have ten little fingers,
and they all belong to
me.

I can make them do
things.

Do you want to see?

I can shut them up tight,
or open them wide.

I can put them together,
or make them hide.

I can make them jump
high.

I can make them jump
low.

I can fold them quietly,
and hold them just so.

Songs

'Oh, What A Miracle'

From **Walter the Waltzing Worm**

by Hap Palmer

'Where Is Thumbkin'

from **Music for Ones and Twos**

by Tom Glazer

Early Explorers

Exploring What I See

Program Ideas and A Sample Program

The concept of sight can be approached in the following ways:

★ Eyes as body parts.

★ Looking and seeing. (Our eyes tell us about our world.)

A favorite activity of a toddler is naming his world. Books become useful tools in this very important task. They provide many articles, animals, and unusual situations for the toddler to see and absorb. For this reason, a child should have access to a great variety of books at a very early age. When presenting books, use a variety of types of books and situations. Keep in mind the visual needs of the toddler.

Sample Program

Brown Bear, Brown Bear, What Do You See?

by Bill Martin

Here Are My Eyes (fingerplay)

Is It Red? Is It Yellow? Is It Blue?

by Tana Hoban

Mr. Rabbit and The Lovely Present

by Charlotte Zolotow (adapted for flannel board)

Show ***Is It Red? Is It Yellow? Is It Blue?*** by Tana Hoban. Introduce this author/photographer to toddler parents because many of her books qualify as 'point and say' titles.

Bring a real basket and real fruit when sharing ***Mr. Rabbit and the Lovely Present***.

Use the song "What Are You Wearing?" ***Wee Sing*** p.28 (This is a great way to learn names.)

Use the song/activity 'Colors' from ***Learning Basic Skills Through Music Vol. I*** by Hap Palmer (record or cassette tape available.) Each child/parent team receives a colored strip of paper (red, yellow, green, and blue.) The music directs the action.

Use 'Grandma's Spectacles' as a song. Tom Glazer provides a catchy tune for this favorite fingerplay on the recording ***Let's Sing Fingerplays***, or in his book ***Eye Winker, Tom Tinker, Chin Chopper***, p. 28.

Early Explorers

Exploring What I See

Books to Read

Do You want to Be My Friend?

by Eric Carle

Brown Bear, Brown Bear,

What Do You See?

by Bill Martin

I See

by Helen Oxenbury

I Went Walking

by Sue Williams

Mr. Rabbit and the

Lovely Present

by Charlotte Zolotow



Books to Show

My Five Senses

by Ailiki

Faces

by Barbara Brenner

Is It Red? Is It Yellow? Is It Blue?

by Tana Hoban

Out and About

by Shirley Hughes

Fingerplay

Here are my Eyes

Here are my eyes,
one and two.

I give a blink,
so can you.

When they're open,
I see the light.

When they're closed,
it's dark like night.

Song

Grandma's Spectacles

Here are Grandma's spectacles, and here is Grandma's hat.
Here's the way she folds her hands, and puts them in her lap.

Here are Grandpa's spectacles, and here is grandpa's hat.

Here's the way he folds his arms and sits like that!

From *Let's Sing Fingerplays* by Tom Glazer

Early Explorers

Exploring What I Hear

Program Ideas and A Sample Program

The concept of sound can be presented in the following ways:

- ★ Ears as body parts
- ☆ Listening/hearing sounds
- ★ Making sounds
- ★ Discerning sounds, high and low, loud and soft

By using books and stories to introduce sound concepts, you are modeling ways for parents to use the child's world, including books, to teach him about his surroundings.

Sample Program

Shhh by Kevin Henkes

Clap Your Hands (Fingerplay)

Good-night, Owl by Pat Hutchins
(Flannel Board)

'Listen to the Noises' (Song)

The book, ***Music For Ones and Twos*** by Tom Glazer is a must purchase for toddler programs. 'Listen to the Noises,' p.28 - 29 of this book, can be adapted for puppets as follows:

Listen to the Noises (adapted for Puppets)

Puppet Host: (*Sings refrain*) asks children to listen. Makes noise of the first animal (Cow.) Asks children to guess what animal.

(Then the group leader says):

A real cow is very big.

A real cow makes a very big noise (Moo, Moo, **loud**)

This cow is very little.

This cow makes a very little noise (Moo, **soft.**)

Puppet props can be elaborate or simple, as time allows. Props and production can be done by teen volunteers. This presentation is good for discerning loud and soft. It makes a great conversation starter for caregivers after the program.

You can also introduce high and low sounds by using the fingerplay, 'I Have Ten Little Fingers' (This fingerplay can be found on the Exploring Who I Am picture page). When saying 'jump high' and 'jump low', make your voice high and low.

In the fingerplay 'Clap Your Hands', substitute the words *quietly* and *loudly* for *quickly* and *slowly*.

Use the song 'What Does Baby Hear,' from ***Music For Ones and Twos*** by Tom Glazer, p. 20 -21. This is a catchy tune that is easy to learn. It can be adapted for puppets. Make a stick puppet for each thing that baby hears in the song. Bring a ticking clock to the program so children can hear it. **(Be careful of ticking clocks. Some households do not own a clock that ticks!)** ***Music for Ones and Twos*** by Tom Glazer is also available as a sound recording.

Early Explorers

Exploring What I Hear

Books to Read

The Indoor Naisy Book

by Margaret Wise Brown

Shhh

by Kevin Henkes

Good-night, Owl

by Pat Hutchins

Whistle for Willie

by Ezra Jack Keats

Who Said Meow?

by Maria Polushkin



Books to Show

Faces

by Barbara Brenner

The Country Naisy Book

by Margaret Wise Brown

Slam Bang

by John Burningham

Gobble, Growl, Grunt

By Peter Spier

Fingerplay

Clap Your Hands

Clap, clap, clap your hands,
as **quietly** as you can.

Clap, clap, clap your hands,
as **loudly** as you can.

Stamp, stamp, stamp
your feet,

as **quietly** as you can.

Stamp, stamp, stamp
your feet,

as **loudly** as you can.

Songs

"Listen to the Noise"

"What Does Baby Hear"

from ***Music for Ones and Twos***

by Tom Glazer

Early Explorers

Exploring What I Touch

Program Ideas and A Sample Program

Exploring by the sense of touch can be approached in the following ways:

- ★ I can feel with my hands
- ★ Things I touch can feel hot or cold, rough or smooth
- ★ My hands are used for many things

Sample Program

I Touch by Rachel Isadora
The Touch Game (Fingerplay)
Is It Rough? Is It Smooth? Is It Shiny?
by Tana Hoban (Puppets)
If You're Happy and You Know It (Song)

Adapt *Is It Rough? Is It Smooth? Is It Shiny?* by Tana Hoban for puppets. Puppets can talk about how certain objects feel. These objects can be presented to the children so they can feel, too. Use examples from the book. Show the pictures from the book as you go. Include hot and cold and expand the program to include safety. If you plan a "hands-on" approach, it is better to have a sample for each parent/child team. The concept of sharing is foreign to this age group!

There are many fingerplays that include the hands and clapping. "Clap, Clap, Clap Your Hands" is included on the "Exploring What I Hear" picture page. Adapt the song "If You're Happy and You Know It" for this touch program, as follows:

"If you're happy and you know it touch your toes" (nose, ears, elbows, feet, etc.)

Early Explorers

Exploring What I Touch

Books to Read

Is It Rough? Is It Smooth? Is It Shiny?

by Tana Hoban

I Touch

Rachel Isadora

Here Are My Hands

by Bill Martin and John Archambault



Books to Show

My Hands

by Ailiki

Three Little Kittens

by Paul Galdone

My Hands Can

by Jean Holzenthaler

Fingerplay

The Touch Game

Touch your nose, touch
your chin.

That's the way this game
begins.

Touch your eyes, touch
your knees,

then pretend you're
going to sneeze.

Touch your hair, touch
one ear.

Touch your two red lips
right here.

Touch your elbows
where they bend.

That's the way this touch
game ends!

Songs

"Where is Thumbkin?"

from ***Music for Ones and Twos*** by Tom Glazer

"Clap, Clap, Clap Your Hands"

(see the 'Exploring What I Hear' picture page)

Early Explorers

Exploring What I Taste

Program Ideas and A Sample Program

The concept of taste can be approached in the following ways:

- ★ Food can be tasted when eaten.
- ★ Food is good for you.
- ★ Food is eaten every day at breakfast, lunch, and dinner.
- ★ Food is eaten at special occasions such as birthdays and picnics.
- ★ Food is prepared in a kitchen.
- ★ Animals eat food.

Sample Program

Sam Who Never Forgets by Eve Rice

I'm a Little Teapot (Song)

Breakfast Song (Puppets)

What a Good Lunch by Shigeo Watanabe

(Flannel Board)

"The Breakfast Song" can be found on a sound recording ***Growing Up With The Captain*** by Captain Kangaroo. (This is an old album, but some libraries may still have it.)

Show books by Tana Hoban such as ***Is It Red? Is It Yellow? Is It Blue?*** Many of her books have wonderful photographs of food.

Adapt ***The Gingerbread Boy*** for puppets. For an easy puppet show, read directly from Paul Galdone's book. Let the puppets act it out.

Use ***Marmalade's Picnic*** by Cindy Wheeler with a picnic theme. For a puppet production for this theme use "Going On A Picnic" by Raffi, from the album ***The Corner Grocery Store***. The music is in ***The Raffi Singable Songbook***, p. 30.

Early Explorers

Exploring What I Taste

Books to Read

The Very Hungry Caterpillar
by Eric Carle
Sam Who Never Forgets
by Eve Rice
My Kitchen
by Anne Rockwell
What a Good Lunch
by Shigeo Watanabe
Marmalade's Picnic
by Cindy Wheeler



Books to Show

Jamberry
by Bruce Degen
The Gingerbread Boy
by Paul Galdone
Benny Bakes a Cake
by Eve Rice
Mr. Rabbit and the Lovely Present
by Charlotte Zolotow

Songs

Popcorn
(Tune to Frere Jacques)
Pop, pop, popping.
Pop, pop, popping.
Our pop-corn.
Our pop-corn.
Popping, popping,
pop-corn.
Popping, popping,
pop-corn
Pop pop-corn.
Pop pop-corn.

Fingerplay

Pancake
Mix a pancake, stir a pancake,
Pop it in a pan.
Fry a pancake, toss a pancake.
Catch it if you can.

Early Explorers

Exploring What I Smell

Program Ideas and A Sample Program

Exploring the sense of smell can be approached in the following ways:

- ★ We use our noses to smell food and other things around us.
- ★ Animals have noses.
- ★ Noses sneeze and sniffle.

Sample Program

This Little Nose by Jan Ormerod
Touch Game (Fingerplay)
The Little Red Hen (Puppets)
Animal Fair (Song)

Sneezing is an activity young children love to emulate. 'The Touch Game' (in the 'Exploring What I Touch' picture page) provides plenty of sneezes.

'The Animal Fair,' from ***If You're Happy and You Know It*** by Nicki Weiss, p. 18, is fun using elephant and monkey puppets.

'The Little Red Hen' puppet script that is included can be used as a major puppet production for all programs. It is simple enough to be produced by your teenage volunteers using stick or paperbag puppets. Introduce 'The Little Red Hen' by talking about smells of cooking food. If possible, bring a freshly baked loaf of bread. Include a recipe from one of your adult cookbooks as a handout.

Early Explorers

Exploring What I Smell

Books to Read

The Little Red Hen

by Paul Galdone

Africa's Animal

Giants

by Jane R. McCauley

This Little Nose

by Jan Ormerod



Books to Show

My Five Senses

by Ailiki

Faces

by Barbara Brenner

Whose Furry Nose?

by Henrik Drescher

Who Knows This Nose?

by Marlene M. Robinson

Fingerplay

Here is My Nose

Here are my ears.

Here is my nose.

Here are my fingers.

Here are my toes.

Here are my eyes, both open
wide.

Here is my mouth with white
teeth inside

Here is my tongue that helps
me speak.

Here is my chin, and here are
my cheeks.

Here are my hands that help
me play.

Here are my feet for walking
today.

Songs

The Animal Fair

from ***If You're Happy and You Know It***

by Nicki Weiss

THE LITTLE RED HEN

(adapted for puppets)

(Enter Little Red Hen and Chicks)

NARRATOR: Once upon a time, there was a little Red Hen who lived in a barnyard. She shared the barnyard with her chicks, a dog, a cat and a duck. One day the Little Red Hen was scratching in the barnyard for something to eat.

LITTLE RED HEN: My goodness, it's hot out here. I must get my little ones into the hen house before they fry their brains. Here, chicks! Here, chicks! Come at once. (Flounces around this way and that looking for her chicks.) Come, come, come! Mother says hurry! I've lots more seeds to find for our dinner.

(Little Red Hen and Chicks exit.)

(Enter Duck, Dog and Cat. They lazily position themselves on the stage)

CAT: Would you listen to all the noise. I'll be glad when those chicks grow up. Meow.

DUCK: Don't be so mean. The poor hen works so hard! Of course, I've never worked a day in my life and I don't think I will start now. It would ruin my manicure! Quack.

DOG: I certainly agree about work. It's too hot for work. I think I'll take a long nap and dream about supper. Umm! I can smell it already!

(All three lie down and begin to snore.)

(Enter Little Red Hen)

LITTLE RED HEN:

Now that my chicks are settled for their naps, I'll just start scratching here for my supper.

(begins to sing loudly)

(Sings:) If you're happy and you know it, flap your wings. If you're happy and you know it flap your wings. (Hums rest of melody.)

DOG:

(Wakens with a start.) What is going on here? Is this a dream?

CAT

No, you are not dreaming. It is that hen again! Hey, lady! Be quiet. Can't you see we are trying to sleep?

DUCK:

(To Cat) Shhh! (To Hen) He's only teasing, dear. We don't like to see you work so hard in this heat. Come and sit by us and rest a while.

LITTLE RED HEN:

I can't stop to rest now. I must find food for our dinner. I'm sorry my singing woke you. Oh! Look! A grain of wheat. We can plant this and have something wonderful to eat! How about it? Who will plant this grain of wheat?

DUCK:

Not I!

CAT:

Not I!

DOG:

Not I!

LITTLE RED HEN:

Then I will. (Exits)

(Duck, Cat and Dog resume their naps and snoring)

(Little Red Hen enters, talking to chicks)

LITTLE RED HEN:

Did you ever see a grain of wheat grow so fast! I am so busy with all these chicks. Perhaps someone will

help me now.

Yoo Hoo. Kind Mrs. Duck, would you and your friends like to cut the wheat?

DUCK: Not II

CAT: Not II

DOG: Not II

LITTLE RED HEN: Then I will. (Exits)

DOG: So much energy for a little grain of wheat, I wouldn't even lift my head for an old grain of wheat!

CAT: Neither would I.

DUCK: I agree.
(All begin to snore)

(Little Red Hen enters carrying sheaves of wheat)

LITTLE RED HEN: It is so hot and these are so heavy. Surely, someone will help me now. We must thresh the wheat if we are to have bread by Sunday. The work will go much faster if everyone helps. Who will thresh this wheat?

DUCK: Not II

CAT: Not II

DOG: Not II

LITTLE RED HEN: Then I will. (Exits)

(Three continue to snore. Little Red Hen returns.)

LITTLE RED HEN: Surely now one of you can take this wheat to the

mill to be ground into flour. Who will go?

DUCK: Not II

CAT: Not II

DOG: Not II

LITTLE RED HEN: Then I will. (Exits)

(Little Red Hen enters carrying a sack of flour)

LITTLE RED HEN: I have brought the flour to make the bread. Who will
bake the bread?

DUCK: Not II

CAT: Not II

DOG: Not II

LITTLE RED HEN: Then I will. (Exits)

DOG: I am getting hungry. I sure hope it doesn't take too
long to bake that bread.

CAT: It will take long enough for me to have a little cat
nap!

DUCK: I hope that hen doesn't work too hard. I would
never work the way she does! My manicure, you
know.

(Three fall asleep again, snore)

(Dog stirs, sniffs the air)

DOG: I do believe I smell something good. Yes! It is

the bread. It must be almost ready to eat!

DUCK: Yes. I can smell it, too. There's nothing I like better than to smell bread baking! Umm.... it smells wonderful.

CAT: I can tell you that I like eating fresh baked bread better than smelling it!

(Enter Little Red Hen carrying a loaf of bread)

LITTLE RED HEN: Who will eat this bread?

DUCK: I will!

CAT: I will!

DOG: I will!

LITTLE RED HEN: No! None of you was willing to work to make this bread. My chicks and I will eat this bread.
(Exits)

(Dog starts digging in the ground)

DUCK: What are you doing?!


DOG: I am looking for another grain of wheat. That bread smells so good, I must have some. Next time, I will help the Little Red Hen with the work of bread making.

CAT: Me, too!

DUCK: Me, too! Oh my goodness. Work will ruin my manicure... but the smell of baking bread is worth it!

(Curtain)

Age of Discovery



Discover the New World of Reading

Chapter Three

Age of Discovery

Program Ideas for Pre-schoolers

Pre-schoolers may not yet be equipped to discover the global expanses available to them through books. However, they are ready, willing and able to discover the wide variety of books dealing with topics a little closer to home. Included in the *Age of Discovery* are suggestions for 6 topical programs relating to the wildlife (and wild times) found in a pre-schooler's backyard.

Each of the program suggestions sheets includes:

- ★ Books to Read
- ★ Books to Display
- ★ Songs and/or Movement Activities
- ★ Poem to Share
- ★ Short Film(s) to show
- ★ Craft, Puppet and/or Flannel Board Ideas

To try to include all of these in one 30 to 40 minute storytime session would not be a wise plan. Instead, pick and choose among them to design programs geared to the needs of your young patrons and your own style of presentation.

If you encourage parents, day care teachers and other care givers to participate in your storytime sessions, you might want to provide copies of the suggestion sheets to them. This will allow them to participate more fully in the songs and fingerplays. It may also give them ideas of how to extend the storytime theme into the day's activities at home or at the day care center.

Although you may feel that what you do at storytime is simple and self-evident, new parents and inexperienced child care providers may find it highly enlightening. By sharing your storytime sessions with these adults, you have an opportunity to demonstrate appropriate book sharing behavior, and through them, enhance the book related experiences of many more children than will ever attend your programs.

So, jump in! Have fun! Let your summer pre-school sessions be a time of discovery for you as well as the children. And remember, without your creative input and energy, no plan for pre-school programming is complete!

Age of Discovery

General preparation and presentation suggestions

1. Cut extra name tags. Use these as part of your book display.
Adhere the extra name tags to strips of heavy paper. Put them inside the displayed items, extending beyond the tops of the books. It will appear that the lizards, frogs, etc., are escaping from the books.
2. Enlarge the name tag shape, using an overhead or opaque projector to make it poster board size. Cut out the oversized creature and print the weekly poem on the shape. Display in the storytime area. As the weeks of summer go by, you can review the poems already shared and develop a collection of big backyard creatures to decorate the area.
3. Use the photocopy machine to assist you in making flannel board and stick puppets. Using the art work found in a selected picturebook, photocopy the figures you wish to replicate. Adhere the copies to old file folders before cutting them out. (This gives you a nice sturdy pattern.) For the flannel board, you can trace around felt or Pellon. For stick puppets, try posterboard or foamcore. After you have the patterns traced and the items cut out, use markers, crayons, colored paper, fabric scraps, etc. to complete the figures. Some books lend themselves to this technique of reproduction better than others. (See the programs on lizards and spiders for the tried and true, but don't be afraid to venture out on your own.)
4. If your pre-schoolers really enjoy art activities, you can enlarge the name tag for any given program to coloring sheet size. This is especially effective if you pre-cut these enlarged shapes. Everyone, regardless of the limitations of their coloring skills, goes home feeling successful. The shape will look like a frog, lizard, etc., no matter how creatively it is colored.
5. Whenever possible, allow your pre-schoolers to participate in the story presentations. If a book has a repetitive phrase, allow the children to say it along with you. If the text rhymes, encourage the children to fill in the word(s) at the end of the line. If sound effects can be used to enhance the story, let the children make the noises with you. Don't be afraid to practice these participatory activities before you begin reading. At first, you may even want to point to the children as a cue when it is their turn.

6. In the **Second Raffi Songbook**, page 94, you'll find a selection entitled "Walk Outside" with words and music by Dick Tarrier. Use this as the summer theme song. Sing the first verse as it is given in the book followed by a verse specifically related to the day's theme. Included below are variations that tie-in with each of the themes.

Walk Outside

Lizards:

I'm gonna find a little chameleon
And I'm gonna call that chameleon, Lillian.
She can change from green to blue
Don't I wish that I could change, too!

Frogs:

I'm gonna find a little polliwog
And I'm gonna wait till he becomes a frog.
Then he will jump way up high
I can jump high too, when I try!

Spiders:

I'm gonna find a spider that's black
And I'm gonna call that black spider, Jack.
His web is sticky, like glue
Don't I wish I had a sticky web, too!

Fish:

I'm gonna walk to the little lost creek
There's a fish in the creek named Zeke.
He loves to swim where the water's blue
Don't you know that I'm a swimmer, too!

Birds:

I'm gonna find a big old crow
And I'm gonna call that old crow, Joe.
He can fly up into the blue
Don't I wish that I could fly, too!

Mice:

I'm gonna walk right out of my house
And I'm gonna find a little grey mouse.
That mouse just squeaks and runs away
But, I'll catch him, some other day!

Age of Discovery

Lizards

Books to Read

Lizard in the Sun

by Joanne Ryder

Lizard's Song

by George Shannon

Salamander Room

by Anne Mazer

Books to Display

Amazing Lizards

by Elleston Trevor

Crafty Chameleon

by Mwenye Hadithi

Frogs, Toads, Lizards

and Salamanders

by Nancy Winslow Parker

and Joan Richards Wright

A Color of His Own

by Leo Lionni

Mixed-Up Chameleon

by Eric Carle

Poem to Share

The Lizard

The lizard is a timid thing
That cannot dance or fly or sing;
He hunts for bugs beneath the floor
And longs to be a dinosaur.

by John Gardner

Random House Book of Poetry for Children,
page 79.

Film to Show

**Gila Monsters Meet You
at the Airport**

Reading Rainbow

Puppet/Flannel Board

Adapt Eric Carle's **The Mixed-Up
Chameleon** to a stick
puppet presentation.

Develop a color matching game for
the flannel board using cut out
chameleons and other various shapes.

(Red apple-Red chameleon,
Yellow lemon-Yellow chameleon)

Song

Zoli, zoli, zoli.

Zoli, zoli, zoli.

Rock is my home.

Rock is my home.

Zoli, zoli, zoli.

Zoli, zoli, zoli.

from George Shannon's
Lizard's Song

Age of Discovery: Lizards

Additional notes

Stories to Read: Lizard's Song

The music for the actual song is found on the last page of the book. Sing the song in the appropriate place as you read the story. (If the tune provided eludes you, just make one up.) After the reading, alter the song for other animals the children can name. Fish: pond is my home. Spider: web is my home. The children might also like to insert names for their own homes: apartment is my home, house is my home.

Puppets: Mixed-Up

Chameleon

Posterboard, paints, paint paddles, a photocopy machine and a little imagination can transform this book into a stick puppet presentation. Photocopy the chameleon in his various stages of confusion. Use these as patterns. Trace on posterboard, cut out, decorate and attach to paint paddles. After presenting the story with stick puppets, have the children examine them and discuss the changes from one puppet to the next.

Flannel Board: Color that Chameleon

Use the photocopy machine and **A Color of His Own** by Leo Lionni to make a pattern for a chameleon. Cut several chameleons from different colors of felt. From each color of felt, you should also cut out recognizable shapes that are associated with the colors, (red apple, green leaf, etc.) Call on children to match the chameleons and the colored objects.



Age of Discovery

Frogs

Books to Read

Jump Frog Jump
by Robert Kalan
It's Mine
by Leo Lionni
**The Caterpillar and the
Polliwog**
by Jack Kent

Books to Display

Amazing Frogs and Toads
by Barrie Clarke
A Boy, a Dog and a Frog
by Mercer Mayer
Frog and Toad Are Friends
by Arnold Lobel
Gorky Rises
by William Steig
No Ducks in Our Bathtub
by Martha Alexander
Frog Prince, Continued
by Jon Scieszka
Tale of Mr. Jeremy Fisher
by Beatrix Potter
Tuesday
by David Wiesner

Poem to Share

The Polliwog
Oh, the polliwog is woggling
In his pleasant native bog
With his beady eyes a-goggling
Through the underwater fog
And his busy tail a-joggling
And his eager head agog —
Just a happy little frogling
Who is bound to be a FROG!
by Arthur Quiterman

Random House Book of Poetry for Children,
page 82.

Films to Show

A Boy, A Dog and a Frog
Frog Goes to Dinner
Foolish Frog
Froggie Went a Courtin'

Craft

Make Clothespin Frogs.
Pattern and instructions
found on pages 30-31 of
Pocketful of Puppets:
Three Plump Fish
by Yvonne Winer
and Nancy Renfro.

Song/Movement

Jump, Jump went the little green frog one day
Jump, Jump went the little green frog
Jump, Jump went the little green frog one day
And his eyes went blink, blink, blink.

Blink, Blink went the little green frog one day
Blink, Blink went the little green frog
Blink, Blink went the little green frog one day
And his tongue went blup, blup, blup.

Blup, Blup went the little green frog one day
Blup, Blup went the little green frog
Blup, Blup went the little green frog one day
And his legs went jump, jump, jump.

Age of Discovery: Frogs

Additional notes

Books to Read: It's Mine


This book provides a nice opportunity for participation. Before you begin the book, slap your knee and whine "It's mine!" Ask the children to do this with you. After a few practice sessions, they will readily join in at the appropriate time during your reading of the text. Quarrelsome is used to describe the three frogs. Take time to talk about this word and ask the children for examples of quarrelsome behavior.

Song: Jump, Jump

During the singing of the first verse of this song, have children sit on their legs so they can easily move up and down during the "Jump, jump." In the second verse, have them hold their hands up near their eyes and make blinking motions. The third verse is tailor-made for some tongue "sticking-out" in imitation of the way a frog grabs its supper.

Craft: Clothespin Frogs

The pattern, on pages 30-31 of **Pocketful of Puppets: Three Plump Fish**, shows a spotted frog. Disregard the spots. Just use the pattern for the shape. Trace both the head and the body onto light green paper and cut out. Have the children color these pre-cut shapes. Attach to clothespins using tape.



Age of Discovery

Spiders

Books to Read

I Know an Old Lady Who Swallowed a Fly

by Nadine Westcott

Very Busy Spider

by Eric Carle

One Hungry Spider

by Jeannie Baker

Books to Display

Amazing Spiders

by Alexandra Parsons

Be Nice to Spiders

by Margaret Graham

The Lady and the Spider

by Faith McNulty

Rosie Sips Spiders

by Alison Lester

Like Jake and Me

by Mavis Jukes

Spider's Web

by Christine Back

Poem to Share

Little Miss Muffet
Sat on a tuffet,
Eating her curds and whey.
There came a great spider
And sat down beside her
And frightened Miss Muffet away.

Films to Show

I Know an Old Lady Who Swallowed a Fly
Anansi the Spider

Flannel Board/Craft

Present a flannel board adaptation of Gerald McDermott's **Anansi the Spider**.

Make pipe-cleaner spiders using construction paper, pipe-cleaners and tape.

Song/Movement

The insey, winsey spider
Went up the water spout.
Down came the rain and
Washed the spider out.
Out came the sun and
Dried up all the rain and
The insey winsey spider
Went up the spout again.

Age of Discovery: Spiders

Additional notes

Books to Read: Very Busy Spider

This book is a gem. It offers opportunities for the children to make the sounds of various barnyard animals and to repeat the phrase "she was very busy, spinning her web." Additionally, the tactile opportunity of feeling the spider's embossed web grow is not to be missed. Take the time after the reading to let the children feel the web on two or three of the pages.

Poem: Little Miss Muffet

Little Miss Muffet is an old-time favorite that can be even more fun when it is dramatized. Use a pillow or stool of some kind for the tuffet. Invite a child to sit on the tuffet and pretend to eat as the group recites the poem. At the appropriate time, bring a spider puppet or a pipe-cleaner spider down onto the shoulder of your young actor and have her/him run away. Don't worry about leaving the boys out. Just change Little Miss Muffet to Little Mister Muffet and forge ahead. Leave plenty of time for this activity so that many of the children can "star" in the effort.

Flannel Board: Anansi the Spider

The bold graphics in this book adapt well to paper cut-outs that can be used on the flannel board. Photocopy the designs straight from the book. Use black paper as the background for all the figures. Use brightly colored papers for the lines, triangles, eyes, feathers, etc. Some of these "add ons" get pretty small. You may need to use tweezers to pick them up and place them correctly. Use rubber cement to adhere them to the black backgrounds. Small squares of sandpaper on the backs of the paper figures will allow you to use them on the flannel board. Please note, this is a time-consuming project. You'll need to prepare it well ahead of your presentation.

Craft: Pipe-cleaner Spiders

Cut spiders bodies out of construction paper. Give each child four pipe cleaners to lay in criss-cross fashion across the body. Tape these in place. The result is a spider with eight bendable legs that can also be used as a nametag.



Age of Discovery

Fish

Books to Read

Big Al
by Andrew Clements
Fish is Fish
by Leo Lionni
Swimmy
by Leo Lionni
Just Like Daddy
by Frank Asch

Books to Display

**One Fish, Two Fish,
Red Fish, Blue Fish**
by Dr. Seuss
McElligot's Pool
by Dr. Seuss
Fish Eyes
by Lois Ehlert
Ellen and the Goldfish
by John Himmelman
Amazing Fish
by Mary Ling
Louis the Fish
by Arthur Yorinks

Poem to Share

Fishes Evening Song

Flip flop, Flip flap
Slip slap, Lip lap
Water sounds, Soothing sounds
We fan our fins, As we lie
Resting here, Eye to eye.
Water falls, Drop by drop,
Plip plop, drip drop
Plink plunk, Splash splish
Fish fins fan, Fish tails swish,
Swush, swash, swish.
This we wish...
Water cold, Water clear
Water smooth, Just to soothe
Sleepy fish.

by Dahlov Ipcar

Random House Book of Poetry for Children,
page 78.

Films to Show

Swimmy
**Trout that Stole
the Rainbow**

Movement

Do some pretend fishing with a cardboard box, a dowel stick and the poem, *'There Once was a Fish'* found on page 70 of **Pocketful of Puppets: Mother Goose** by Tamara Hunt and Nancy Renfro.

Puppets/Craft

Adapt **Blue Sea** by Robert Kalan for a stick puppetry presentation.

Make stick fish using construction paper and craft sticks.

Age of Discovery: Fish

Additional notes

Movement: There Once Was a Fish


On page 70 of **Pocketful of Puppets: Mother Goose** by Hunt and Renfro, detailed instructions are given for developing puppets and creative dramatics to accompany the poem 'There Once Was a Fish.' If that book is unavailable to you, or if you want a simpler form of dramatic play, just do some pretend fishing. Have the children pretend to get their poles ready for fishing, cast their lines into the water and struggle to land a really big one. You might want to change the play to show the action from the fish's point of view. This would include swimming, seeing the worm, getting hooked, getting un-hooked and swimming for freedom.

Puppets: Blue Sea

The four fish in this story can easily be adapted into four stick puppets. Use the photocopy machine to make patterns. Then use colored paper or posterboard for the puppets themselves. You may want to make both a front and a back for each fish. This will allow them to 'swim' in either direction. To perform the puppet show, select four children to manipulate the fish. The librarian's job is to be the holes that the fish swim through, or get stuck in, as the case may be. All the other children can join in by identifying each fish as little, big, bigger or biggest and by saying 'ouch' at the appropriate time.

Craft: Fish Sticks or Stick Fish?

If you do a stick puppet presentation of **Blue Sea**, you may find that the children are interested in making their own stick fish to take home. Using either the nametag, or a pattern devised from the book, provide children with a fish shape to color. After they have been decorated, attach the fish to craft sticks with tape. You'll want to provide the children with an opportunity to 'swim' their stick fish as a group after the craft is completed.



Age of Discovery

Birds

Books to Read

Feathers for Lunch

by Lois Ehlert

A Year of Birds

by Ashley Wolff

Inch by Inch

by Leo Lionni

Black Crow, Black Crow

by Ginger F. Guy

Books to Display

Owliver

by Robert Kraus

Horton Hatches the Egg

by Dr. Seuss

Six Crows

by Leo Lionni

Crows

by Heidi Holder

Urban Roosts

by Barbara Bash

Man Who Could Call

Down Owls

by Eve Bunting

Amazing Birds

by Alexandra Parsons

Poem to Share

Bird's Nest

I know a place, in the ivy on a tree,
Where a bird's nest is,
And the eggs are three,
And the bird is brown,
And the eggs are blue,
And the twigs are old,
But the moss is new,
And I go quite near, though
I think I should have heard
The sound of me watching,
If I had been a bird.

by John Drinkwater

Eric Carle's Animals, Animals, page 63.

Film to Show

Happy Owls

Fingerplay

Two little blackbirds
Sitting on a hill.
One named Jack.
One named Jill.
Fly away Jack.
Fly away Jill.
Come back Jack.
Come back Jill.

Crafts/Flannel Board

Make Bird Bracelets. This is a variation of the idea for bird finger puppets presented on page 62 of **Pocketful of Puppets: Mother Goose** by Tamara Hunt and Nancy Renfro.

Make toilet paper roll binoculars. Perfect for pretend and/or amateur birdwatchers.

Develop a matching game for the flannel board using bird and feather shapes cut from colored paper.

Age of Discovery: Birds

Additional notes

Craft: Bird Bracelets


The pattern, as shown on page 62 of **Pocketful of Puppets: Mother Goose**, makes a finger puppet. By enlarging it, you can make a bird that fits around a child's wrist rather than finger. Have the children color the enlarged and cut out birds. Note: This bracelet will not slip on and off. Children will have to put it on and leave it on.

Craft: Binoculars

Each pair of binoculars requires two toilet paper rolls and a piece of string. Attach the two rolls together at the top and bottom with tape. Use a hole punch to make holes on the top, outside surfaces of each roll. Loop a string through these so that the binoculars can be worn around the neck. Children can decorate their binoculars with markers or paint.

Flannel Board: Birds and Feathers

Use the nametag pattern to make birds out of several different colors of construction paper. Cut feather shapes from the same colors. Adhere small squares of sandpaper to the backs to facilitate use on the flannel board. At storytime, distribute feathers to the children. Bring out the colored birds one at a time and have the children with the appropriate feathers 'match' them to the bird which has lost them.



Age of Discovery

Mice

Books to Read

Two Tiny Mice
by Alan Baker
Whose Mouse Are You?
by Robert Kraus
Ten Little Mice
by Joyce Dunbar
Mouse Count
by Ellen Walsh

Books to Display

If You Give a Mouse a Cookie
by Laura Numeroff
Little Red Riding Hood
by John Goodall
Mrs. Brice's Mice by Sid Hoff
Where Are You Going, Little Mouse? by Robert Kraus
Pea Patch Jig
by Thatcher Hurd
Frederick by Leo Lionni
Tale of Two Bad Mice
by Beatrix Potter
Mice are Nice
by Nancy Larrick

Poem to Share

Mice
I think mice
Are rather nice.
Their tails are long,
Their faces small,
They haven't any
Chins at all.
Their ears are pink,
Their teeth are white,
They run about
The house at night.
They nibble things
They shouldn't touch
And no one seems
To like them much.

But I think mice
Are nice.
by Rose Fyiegan

Random House Book of
Poetry for Children, page 54.

Films to Show

Dr. De Soto
Broderick

Craft/ Dramatic Play

Make Mouse Ear Hats. Pattern and directions are found on page 29 of **Pocketful of Puppets: Three Plump Fish** by Yvonne Winer and Nancy Renfro.

Dramatize "The Journey."
This story is found on page 42
of **Mouse Tales** by Arnold Lobel.

Songs

Hickory Dickory Dock
The mouse ran up the clock.
The clock struck one.
The mouse ran down.
Hickory Dickory Dock.

Three Blind Mice,
Three Blind Mice
See how they run,
See how they run.
They all ran after
the farmer's wife,
She cut off their tails with
the carving knife—
Have ever you seen
Such a sight in your life—
As Three Blind Mice.
Three Blind Mice.

Age of Discovery: Mice

Additional notes

Books to Read: Ten Little Mice

This is another book with a repetitive phrase for the children to "read" along with you: "home to his cozy nest." Using the same cadence and inflection each time the phrase is repeated will enhance the effect.

Books to Read: Whose Mouse Are You?


If you can find a partner (a co-worker, a reliable parent) this book reads well using two voices—one for the questioner, one for the mouse. If you are all by yourself, use two different voices. If you're very brave, you could even slip on a mouse puppet. This is a very short story so don't be afraid to read it more than once. Let your young patrons take over the duties of answering the questions the second time through.

Craft: Mouse Ear Hats


Essentially, what you are doing here is making an Indian headband with mouse ears rather than feathers. Depending upon the ages and skill levels of your patrons, and the number of other adults you have available to help, make this as simple or as complex as you like.

Dramatization: Mouse Tales: "The Journey"

Dramatize the story as a group. As you are telling the story, have everyone play the little mouse. Everyone drives the car, everyone rides the bike, everyone roller skates, etc. With a little ingenuity, you can model the required activities in such a way that they can all take place while the children remain seated. (Just the steering wheel for the car, just swooping to the left and right for the skates, and so on.) Your youngest patrons may not really get the joke of the new feet. Help them along with questions: "Can you get a new car? Can you get a new bike? Can you get new shoes? Can you get new feet?" But even if the joke is lost, the movements are fun!



Globe Trekkers



Discover the New World of Reading

Chapter Four

Globe Trekkers

Program Ideas for the Elementary Grades

Globe Trekkers are readers. They are children aged six and up who are anxious to discover the world around them, to see it, explore it and make it their own. Since most of them will not be able to do this first hand, they are ready to discover the wonders of their world through books.

The programs in this chapter feature geographic phenomena, some powerful, some commonplace, but all important to a child's understanding of the planet we live on. Included are:

- | | |
|----------------|-------------|
| ★ Rain Forests | ★ Mountains |
| ★ Rivers | ★ Deserts |
| ★ Volcanoes | ★ Woodlands |
| ★ Grasslands | ★ Seashores |

The program plans include books to read aloud to the group, a list of books to display, a booktalk, an activity and films to show. These plans were designed with six to ten year old children in mind. These six to ten year olds will be a generally well behaved, "in the know" group ready to talk, eager to listen and willing to try things.

Upon first examination, you may think that the programs are too juvenile for sophisticated fourth and fifth graders. Think again! Nine and ten year olds still enjoy being read to and can come up with some amazing things with just scrap paper and a bottle of glue. Even eleven and twelve year olds will enjoy the programs if you appeal to them to model appropriate behavior and assist the younger children.

The success of the Globe Trekkers programs will depend on you and your willingness to be amazed by the facts that are turned up, appreciative of the creativity displayed and delighted with the humor and goodwill that books can invoke.

*Inspire your Trekkers to **Discover the New World of Reading** by providing interesting and fun programs. Forget school. Forget book reports. Provide an atmosphere for children to try new things and enjoy themselves. Emphasize that the library is a place where discovery begins.*

Globe Trekkers

General preparation and presentation suggestions

1. Begin every session with a friendly discussion about the day's topic. The children will probably have some information to share. They may well have some misinformation to share as well. Be prepared with the appropriate volume of the encyclopedia or a meaty, well-indexed, non-fiction title close at hand. Respect the feelings of the child who has voiced the erroneous information. You want him/her to still feel a valued member of the group.
2. Have a map of the world on display in the area where the program is held. Through discussion, elicit the locations of particularly notable deserts, mountain ranges, rain forests, etc. You might also display a map of Texas. Locate examples of the day's topic in Texas. (Of course, there are no active volcanoes or rain forests in the state, but don't let that stop you from asking the question!)
3. Don't be afraid to read non-fiction or even sections of the encyclopedia aloud. If you find a fact about grasslands or seashores amazing, chances are the children will, too.
4. Booktalk fiction titles to incite interest and enthusiasm. You present informal booktalks all day long as you do reader's advisory. If informality suits you, then integrate that booktalk format into your programs. If you like a little more polished presentation, use the booktalks provided or write your own. Many books are too good to miss, but don't have an instant, visual appeal that grabs a potential reader's attention. This is where you come in with your knowledge of the collection and an enthusiastic sales pitch.
5. The craft activities in this chapter are, for the most part, open-ended. They encourage creative thinking and applaud variety. Crafts of this nature require advance preparation, inspirational modeling and a certain amount of quiet chaos during their completion. Don't let this scare you. Have fun with it and encourage the children to have fun, too. Because of the emphasis in our society on "doing it right," some children may feel a little uncomfortable at first when they realize there is no right way. You may be uncomfortable with this, too. Forge ahead. After you've done a few of these activities, you may never want to see a paper tree that's "just right" again!

Globe Trekkers: *Rain Forests*

Books to Read

Where the Forest Meets the Sea

by Jeannie Baker
The Great Kapok Tree
by Lynne Cherry

Films/Videos

In the Jungle There is Lots to Do
Junglecat of the Amazon

Books to Display

How Green Are You?
by David Bellamy
Nice Walk in the Jungle
by Nan Bodsworth
Rain Forest Secrets
by Arthur Dorros
One Day in the Tropical Rain Forest
by Jean Craighead George
Animal Homes: Jungles
by Shirley Greenway
Piranhas and Other Wonders of the Jungle
by Q.L. Pearce
Junglewalk
by Nancy Tafuri

Book Talk

Journey Through a Tropical Jungle by Adrian Forsyth

Have you ever wondered just how many types of lizards live in the rain forest? Or how many different types of butterflies? Have you ever dreamed of walking through a cloud forest? Adrian Forsyth wondered and dreamed and then he explored. This is a book all about his travels in the rain forest of Costa Rica. He tells of his journey as if he were sitting talking to you in your living room and he makes it seem fun, exciting and REAL! Adrian, and many people like him, are concerned about protecting the rain forest. One of those concerned people is Prince Phillip and he has some important things to say at the end of this book. (Read the afterword, page 79.) That's a good idea: Knowledge is Power. If you want some knowledge about the rain forest, this is the book for you!



Rain Forests

Notes and Activity

★ Make a Tree Mural.

Materials:

- ★ Large sheet of white or light colored butcher paper (72"x36" or larger)
- ★ Green construction paper in various shades and sizes
- ★ Scrap paper of various sizes and colors
- ★ Scissors
- ★ Glue
- ★ Pencils

Procedure:

- ★ Before the program, draw a large tree trunk with branches on the paper. Don't draw in the leaves.
- ★ Have the children draw, cut out and add leaves to the tree. If the children are old enough, you might ask them to write messages on the leaves, about their environmental/conservation concerns.
- ★ Using scrap paper, encourage the children to make birds, bugs, snakes and other animals that can be added to the tree to show the variety of life the trees in the rain forest support.
- ★ Display the tree in the children's area of the library along with books about the rain forest, conservation and ecology.

Try to avoid patterns for the leaves and/or animals. You want to encourage creativity and problem solving. Patterns discourage both. If you have a child that is totally overwhelmed, draw a sample for him/her to get the process going. Remember, it is the variety of the children's contributions that will make the tree look great!

- ★ If you have old issues of children's nature magazines, such as **Ranger Rick** or **National Geographic World**, you might consider having children cut out pictures of animals and plants that live in the Rain Forest. These could be used to make a Rain Forest Collage. Similar collages could be made in conjunction with other programs in the Globe Trekkers chapter.

Globe Trekkers: *Mountains*

Books to Read

Ming Lo Moves the Mountain

by Arnold Lobel

Mountains

by Keith Lye

(read pages 4 and 5)

Books to Display

Most Beautiful Place in the World

by Ann Cameron

Gom of Windy Mountain

by Grace Chetwin

This Place is High

by Vicki Cobb

Bears of Hemlock Mountain

by Alice Dalgliesh

My Side of the Mountain

by Jean Craighead George

Who Lives In...the Mountains

by Ron Hirschi

Borrowed Children

by George Ella Lyon

High in the Mountains

by Ruth Yaffe Radin

Appalachia

by Cynthia Rylant

When I Was Young in the Mountains

by Cynthia Rylant

Films/Videos

Knots on a Counting Rope Reading Rainbow


Up

Book Talk: **Nightmare Mountain** by Peg Kehret

Do you enjoy a good mystery? And a good survival story? **Nightmare Mountain** begins with Molly looking forward to a visit at her aunt's llama ranch, high in the mountains. But, her cousin Glendon begins by making her feel unwelcome and later accuses her of trying to poison Aunt Karen. Was the poison meant for Molly? Is someone after her? After several prize llamas are stolen, Molly sees a stranger in the pasture.

(Read page 70, first complete paragraph, beginning with "Glendon, this is important," to the end of the chapter.)

An avalanche buries Molly and Glendon. Will they reach safety? Will they survive?



Mountains

Activity


★ Make a Mountain Range.

Materials:

- ★ 9x12 black construction paper, cut in half and joined with tape to form a piece 4.5x24. (This is the background sheet.)
- ★ 9x12 construction paper in shades of red, purple, blue also cut in half (These need not be joined. They will become the mountains.)
- ★ White scrap paper, for snow
- ★ Scissors, glue, pencils

Procedure:

- ★ Divide the children into groups. Have each group name themselves after a major mountain range. (The Rockies, the Himalayas, the Andes, etc.)
- ★ Each child in the group will make his/her own set of mountains, but they need to cooperate so that their individual efforts can be joined to form the range.
- ★ Each group should select three colors and decide which shade will be their highest peaks, their mid-range peaks and their lowest peaks.
- ★ Each child draws, cuts out and adheres their three sets of peaks to the background color. This yields the layered look that real mountain ranges display. White paper should be added as snow to the higher elevations on each child's mountain.
- ★ Alone the child's work will be 24" long, but when put together along a wall, the mountain range of a group of ten children becomes 240" or 20'. Now that's a mountain range to be proud of!



Globe Trekkers: *Rivers*

Books to Read

Bill and Pete Go Down the Nile

by Tomie dePaola

Follow the Water from Brook to Ocean

by Arthus Dorros

Elephant's Child

by Rudyard Kipling

Films/Videos

Three Days on a River in a Red Canoe

Reading Rainbow

Dare the Wildest River

Books to Display

Riverkeeper by George Ancona

Down the Mississippi

by Clyde Robert Bulla

Trouble River by Betsy Byars

River Rats, Inc.

by Jean Craighead George

The River Bank by Kenneth Grahame

Hot Hippo by Mwenye Hadithi

Paddle to the Sea

by Holling C. Holling

Where the River Begins

by Thomas Locker

Tattie's River Journey

by Shirley Rousseau Murphy

One of the Third Grade Thinkers

by Phyllis Reynolds Naylor

Three Days on a River in a Red

Canoe by Vera B. Williams

Book Talk: **Streams to the River, River to the Sea** by Scott O'Dell

Captured! Sacagewea, the Shoshone girl knows a lot about being captured. In her 16th year she was captured by an enemy tribe. As she was about to marry the chief's son, Sacagewea was again captured by another enemy tribe. She is captured again by a French trader who wins her in a game of chance.

Chance! Sacagewea sees her chance to return to her Shoshone family as she and the trader are hired by Captain Clark to serve as guides across the great American frontier. Sacagewea travels with Lewis and Clark from river to river, over mountains, through uncharted territory. Finally, they reach the great ocean, the Pacific.

Travel with Sacagewea as Lewis and Clark explore the great American West.



Rivers

Notes and Activity

★ During discussion, try to have the children name a major river in each of the seven continents. This should work for every continent except Antarctica. Bring the discussion to the Nile in Africa before you begin your stories.

★ Make a **Paper Limpopo (or is it the Nile?)**

Materials:

- ★ Butcher paper, preferably in blue
- ★ Scrap paper in a variety of colors and sizes
- ★ Glue, scissors
- ★ Markers and/or crayons

Procedure:

- ★ Prepare the butcher paper ahead of time, cutting it to resemble a wide and winding river.
 - ★ After reading **Elephant's Child** and/or **Bill and Pete Go down the Nile**, talk briefly about crocodiles and other animals that make their homes in the rivers of Africa.
 - ★ Lay out the library river on the floor of the program area. Invite your 'trekkers' to create cut paper crocodiles, fish and birds to inhabit their river. If the children are particularly hesitant, you might want to provide pre-cut shapes that could be decorated with cut paper to individualize their efforts. (The shape for the lizard nametag, found on page 47 of Chapter 3 could easily double as a crocodile.)
 - ★ You might also encourage them to design fever trees and other flora to grace the river bank.
 - ★ Have the children adhere their plants and animals to the river and display in the children's area. Books on rivers, Africa and various editions of Kipling's **Just So Stories** could also be displayed.
- ★ If making a paper river does not appeal to you, take a look at **Easy-to-Make Water Toys that Really Work** by Mary and Dewey Blocksma or **Making Toys that Swim and Float** by Alice Gilbreath. These both have suggestions for construction vehicles that travel on rivers.

Globe Trekkers: *Deserts*

Books to Read

A Walk in the Desert

by Caroline Arnold

The Goat in the Rug

by Charles L. Blood

Cactus Hotel

by Brenda Guiberson

Films/Videos

Animals at Home in the Desert

Desert Giant

Reading Rainbow

Gila Monsters Meet

You at the Airport

Reading Rainbow

Books to Display

Nadia the Willful

by Sue Alexander

Desert Giant by Barbara Bash

Desert Voices by Byrd Baylor

Doctor Coyote

by John Bierhorst

Wind, Sand and Sky

by Rebecca Caudill

Clementina's Cactus

by Ezra Jack Keats

Medicine Walk by Ardath Mayhar

Arrow to the Sun

by Gerald McDermott

Mojave by Diane Siebert

Deserts by Seymour Simon

Shabanu, Daughter of the

Wind by Suzanne

Fisher Staples

Book Talk: **Vision Quest** by Pamela F. Service

Rootless and aimless. That's how Kate Elliot described her life.

Moving from one army camp to another, making friends and leaving them. But her father's death in the Middle East brings the moving to an end. Kate and her mother make their home in an old

silver mining town in Nevada with Kate's uncle. Still, Kate feels isolated and just can't muster up the will to make new friends again. It is not friends that change Kate's life this time, but an ancient black stone with magical powers that draws Kate into a world of people who need her help. An amateur archaeologist, a mad

motor cycle chase across the desert, and a ring of drug smugglers all collide in this novel of suspense and time travel.



Deserts

Notes and Activity

★ Display a variety of cactus plants in the area where the program is to be presented. These are available at most nurseries and sometimes can be acquired inexpensively at the grocery or variety store. There is no need to buy large specimens. Small plants are less expensive and can easily be passed around by the group.


★ Make a **Stand-up Saguaro Cactus.**

Materials:

- ★ 9x12 sheets of green construction paper, 2 sheets per child
- ★ Scrap paper in shades of pink, red and yellow plus white
- ★ Staplers
- ★ Scissors
- ★ Glue
- ★ Pencils

Procedures:

- ★ Prior to the arrival of the Trekkers, staple together two sheets of green construction paper for each child.
- ★ Each child draws a saguaro cactus on the green sheets, as large as possible.
- ★ Cut around the drawing. This will yield two identical cacti.
- ★ Carefully, fold each of the cacti in half, lengthwise. Staple together, along the fold line. This will give you a three dimensional stand-up cactus. (Having one of the cactus folded toward you, and one away from you, yields a more balanced finished product.)
- ★ Use the scrap paper to make saguaro fruit and flowers. Add these to the arms of the cactus.
- ★ Display the cactus on a table or shelf in the children's area along with books on the desert.



(3)

Globe Trekkers: *Volcanoes*

Books to Read

Volcanoes
by Franklyn Branley
**Village of
Round and
Square Houses**
by Ann Grifalconi

Films/Videos

Hill of Fire
Reading Rainbow
Fire Mountain

Books to Display


Secrets of Vesuvius
by Sara C. Bisel
Volcanoes
by Helen Challand
**How to Make a Chemical
Volcano and Other
Mysterious Experiments**
by Alan Kramer
**Volcano: the Eruption and
Healing of Mount St. Helens**
by Patricia Lauber
Hill of Fire
by Thomas Lewis
Volcanoes by Seymour Simon
Why Do Volcanoes Erupt?
**Questions about Our
Unique Planet**
by Phillip Whitfield

Book Talk

Paul's Volcano by Beatrice Gormley

Mt. Doom, the perfect model volcano. Three feet of paper-mache with smoke, tape recorded eruption noises and simulated molten lava. It is beyond amazing. It's awesome. Paul built it. Adam wants it. Well, he doesn't just want it. He HAS to have it. Adam invites Paul (and the volcano) to join his secret club. But those secret and 'savage rites' the club members perform to call up the powerful spirit of Mt. Doom bring about some truly scary and hilarious events.

For anyone who has longed to build the perfect volcano, yet has never managed to win the Science Fair! **Paul's Volcano.**



Volcanoes

Notes and Activity

★ The Reading Rainbow video, **Hill of Fire**, begins with exciting footage of an actual volcano eruption in Hawaii. Show the beginning part of the video to begin your program.


★ Make a Torn Paper Volcano.

Materials:

- ★ 9x12 sheets of construction paper, manila or other neutral color (for the background)
- ★ Scrap paper in brown, black or grey (for the base)
- ★ Red and/or orange tissue (for the eruption)
- ★ Glue
- ★ Pencils

Procedure:

- ★ Have each child draw a cone shape on his/her paper. Large cones are the most successful. On the inside of the cone, draw a cross-section of the volcano, indicating the path of the erupting magma. You may need to model this so children will feel confident in drawing.
- ★ Using a collage technique, children should tear scrap paper and glue onto the volcano shape. It is best to tear a few, then glue a few. You may want to model this technique as well.
- ★ Tear tissue paper into long thin strips. Use the same collage technique to fill in the eruption. Children may want to crumple the tissue before gluing it down to give the volcano added dimension.



This is a time-consuming activity. If the children become frustrated they may be tempted to put glue all over the page and sprinkle on their paper scraps as if they were glitter. This is not a good solution! Encourage them to use slightly larger pieces of torn paper, or to take some scrap paper home to finish up.

Globe Trekkers: *Woodlands*

Books to Read

Paul Bunyan
by Steven Kellogg
Big Bad Bruce
by Bill Peet
**Piney Woods
Peddler**
by George Shannon

Films/Videos

**The Dream Forest
Bridge
to Terabithia
Wonderworks**

Books to Display

Redwoods Are the Tallest Trees

by David A. Adler

Crinkleroot's Guide to Walking in Wild Places

by Jim Arnosky

Incredible Journey

by Sheila Burnford

Tree by David Burnie

One Day in the Woods

by Jean Craighead George

Animal Homes: Forests

by Shirley Greenway

The Big Tree by Bruce Hiscock

How the Forest Grew

by William Jaspersohn

Johnny Appleseed by Steven Kellogg

Once There was a Tree

by Natalia Romanova


Fox's Dream by K. Tejima

Book Talk: **The Sign of the Beaver** by Elizabeth George Speare

The theme is survival. The setting is the Maine wilderness in the 1700's. Thirteen year old Matt is left alone to guard the cabin while his father returns to get the family. At first, Matt is apprehensive about being alone. He counts the days by marking a stick. Seven marks make a week. Soon, Matt decides he likes being alone. With plenty of supplies, Matt relaxes into the work of providing food and comfort for his returning family.

However, a curious bear and a visiting trapper erase Matt's hopes for a peaceful existence. The trapper steals Matt's food and gun. The bear demolishes his supply of commeal.

How will Matt survive? What about Indians? And, will his family ever return?



Woodlands

Notes and Activity

- ★ Many traditional folktales have woodland settings. *Little Red Riding Hood, Hansel and Gretel and the Three Bears* just to name a few. Look at versions of these stories and discuss the way different artists have rendered the woodlands.
- ★ In conjunction with today's program, set up a leaf identification center. Collect leaves from trees around your house or library. Mount these on a display board. Display copies of **Trees of North America** by C. Frank Brockman or leaf identification guides nearby. Encourage your young patrons to use the books to discover the trees the leaves came from.
- ★ Invite a local horticulturist to come and speak to the children about trees and plants native to your area. Discuss why these are best suited to the local environment.
- ★ Make a **Hand Tree**.

Materials:

- ★ White or blue construction paper, 9x12
- ★ Brown construction paper, 9x12
- ★ Small sponges
- ★ Green paint
- ★ Small aluminum pie plates (for the paint)
- ★ Glue, scissors, pencils

Procedure:

- ★ Child places his/her arm and hand on sheet of brown paper. Partner traces it lightly, using the pencil.
- ★ Child cuts out the hand/arm shape then glues the 'tree' to the other sheet of paper.
- ★ Print leaves on the trees using the sponge and green paint in a pattern of the child's own choosing. (For more detailed instructions, see page 68 of **Hand-shaped Art**, by Diane Bonica.)

To facilitate easy completion of this project, you might want to set up the cutting and pasting at one table and the paint and printing at another, with a teen or parent volunteer to oversee each phase.

Globe Trekkers: *Grasslands*

Books to Read

Tenrec's Twigs
by Bert Kitchen
**Iva Dunit and the
Big Wind**
by Carol Purdy
**Prairies and
Grasslands**
by James P. Rowan
(read pages 5-13)

Film/Video

**Bringing the Rain
to Kapiti Plain**
Reading Rainbow


Books to Display

Bringing the Rain to Kapiti Plain
by Verna Aardema
My Antonia by Willa Cather
My Daniel by Pam Conrad
One Day in the Prairie
by Jean Craighead George
Lazy Lion
by Mwenye Hadithi
Who Lives on... the Prairie
by Ron Hirschi
Grasslands
by David Lambert
Sarah, Plain and Tall
by Patricia MacLachlan
Grasshopper Summer
by Ann Turner
Little House on the Prairie
by Laura Ingalls Wilder

Book Talk

Giraffes, the Sentinels of the Savannas by Helen Roney Sattler

Did you know that baby giraffes are born with horns? Did you know that a giraffe can see a person moving up to a mile away? Did you know that humans and lions are the only real enemies of the giraffe in the wild? Did you know that giraffes talk to each other using snorts, grunts, moos and whistles. Did you have any idea that there was so much interesting information about giraffes? And this is just the beginning of the many fascinating facts you'll learn when you read **Giraffes, the Sentinels of the Savannas**.



Grasslands

Notes and Activity

- ★ Invite a local basketmaker to come and display his/her work. Ask him/her to demonstrate elementary basketry techniques using materials that can be found or gathered (grasses, sticks, feathers) rather than purchased.

- ★ Do some **Grass and Paper Weaving.**

Materials:

- ★ Construction paper in shades associated with the grasslands: yellow, brown, tan, green. (A variety of square and rectangular sizes will add to the individuality of the results.)
- ★ Cuttings of tall grasses, weeds, etc., found in your area (You'll need a lot of this! Cut it ahead of time, but not too far ahead. You want it to remain pliable.)
- ★ Scissors
- ★ Scrap paper cut into strips

Procedure:

- ★ Fold the paper in half. From the folded side, cut lines into the paper, leaving approximately a one inch margin on the three other sides. The cut lines need not be perfectly straight or evenly spaced. This paper becomes the base or frame of the weaving.
- ★ Weave the grasses and strips of scrap paper into the base. Patterns can be established (three strips of paper, three rows of grass) but more free-form weaving is equally acceptable.
- ★ Display the weavings in the children's area along with books on the grasslands, basketry and native plants.

You may need to prepare two or three samples ahead of time to give children ideas about the variety of finished products that can be made. Their only experience with weaving may have been patterns of 'one yellow, one blue, one yellow, one blue.' You'll want them to aim for more creative output! Generally, we think of weaving as 'over, under, over, under.' Young Trekkers may have difficulty with this while older children may find it uninspiring. In your samples include patterned variations such as 'over two, under one,' as well as variations where no clear pattern is discernible.

Globe Trekkers: *Seashore*

Books to Read

Is This a Home for a Hermit Crab?
by Megan McDonald
'Emily and the Mermaid'
from **Emily and the Enchanted Frog**
by Helen Griffith

Films/Videos

Three by the Sea
Reading Rainbow
Dive to the Coral Reef
Reading Rainbow
The Crab that Played with the Sea

Books to Display


Discovering Seashells
by Douglas Florian
Coasts
by Keith Lye
Where the Waves Break: Life at the Edge of the Sea
by Anita Maign
Castle Builder
By Dennis Noian
Seashore
by Steve Parker
Oceans
by Seymour Simon
Seashore Book
by E. Boyd Smith
The Cay
by Theodore Taylor
24 Hours on a Seashore
by Barrie Watts

Book Talk: **The Not-So-Jolly Roger** by Jon Scieszka

'Come all you boid pirates what follows the sea,
To me way, hay, blow the man down,
Just get me some magic and treasure for me,
And give me some time to blow the man down.'

If you would like to travel through time, to find buried treasure and walk the plank, all before dinner—this is the book for you!

Travel with the Time Warp Trio. Meet Blackbeard the Pirate and his crew of cut-throats in an adventure you'll never forget! Who knew a book could be so funny, so magical --- or so dangerous!



Seashores

Activity

★ Make a Paper Plate Crab.


Materials:

- ★ Paper plates (the thin, inexpensive ones)
- ★ Blue 12" x 18" construction paper (for legs and claws)
- ★ Scrap paper for eyes and mouth
- ★ Scissors, glue, pencils

Procedures:


- ★ Have children fold paper plate in half. The straight edge is the top of the crab.
- ★ Children should fold the blue paper in half and draw three segmented legs. (Nice and big) Cutting these out from folded paper will yield three identical pairs of legs, six in all. Adhere these to the curved body of the crab.
- ★ Again using folded blue paper, have the children draw and cut out a crab claw. Attach these to the top (straight edge) of the crab.
- ★ Add eyes and a mouth using scrap paper and glue.

These crabs will be similar but not exactly alike! Children may be hesitant to draw the crab legs and claws. If you model the procedure confidently and display an "Oh well, if I mess up, I'll just try again" attitude, you will be surprised at how successful both you and the children can be!



With the addition of a dowel rod, this crab can be transformed into a stick puppet. With two such puppets and two puppeteers, "Emily and the Mermaid" can be dramatized. One puppeteer, in front of the audience, reads the narration and Emily's lines while the other, from behind the puppet theatre, acts as the two "mermaids."

Family Odyssey



Discover the New World of Reading

Chapter Five

Family Odyssey

Family Odyssey is a family reading program designed for parents and children to use together.

Family Odyssey emphasizes reading books about subjects that are fascinating to both children and adults. Fiction and non-fiction books are suggested as well as picture books and chapter books. Summer is traditionally a time of travel and exploration for American families. Many families may never be able to travel except vicariously in books and videos. The Family Odyssey chapter attempts to help children learn about modes of transportation and something of the thrill of travel and exploration without ever leaving their homes. Ideas are given for helping parents extend the information presented in the books using readily available materials. Foremost, Family Odyssey is about reading together as a family and enjoying the experience together.

The importance of reading aloud to children cannot be emphasized enough in this day of rampant illiteracy. Parents need to know that the joy of reading is "catching" and that they should be role models, reading to their children every day. Challenge families to turn off the television for 1 hour (1/2 hour, 1/4 hour) each night and read instead of watching television.

Your library can promote family literacy by providing a Family Reading Incentive Club. This reading club can be as simple or as complex as you have time and space to accommodate. Other good ideas about families reading together can be found in ***The RIF Guide to Encouraging Young Readers***. The Family Odyssey pages are designed to provide fun and creative ways for parents to teach their children about themselves, their parents (and grandparents) and their world.

Suggestions For Use

Reading Club Only:

Photocopy the Family Odyssey pages and let your patron families explore the world of reading on their own.

Reading Club and Library Program:

Most parents welcome the opportunity for a relaxed, positive, (free) atmosphere in which they can interact with their children. Many parents need ideas to enhance their own creativity in providing their children with satisfying family activities. The ideas on the Family Odyssey pages can easily be adapted for library programs. Parents in your program may have an expertise in one of the transportation areas. Others may have traveled extensively and have interesting souvenirs and stories to share about places they have explored. Encourage parent participation in helping their group discover the world of reading.

Other Ideas:

A certificate and a timed reading chart are included at the end of this chapter. Consider giving a certificate to the entire family for completing their reading goals. Timed reading goals will allow parents to read longer books to their children without having to be concerned about the number of books read. A special party or event can be held for families completing their reading goals.

Give parents many choices about types of materials to read to their children. A copy of *The Read-Aloud Handbook* by Jim Trelease will be very helpful in finding appropriate read-aloud material. Page 14 and 15 of Chapter 1 have suggested titles set up on bookmarks. The Destination sheets in Chapter 7 are also good sources of books to read-aloud. Consider inviting your local reading teacher to talk to parents about the importance of reading to their children. (This would also make a good feature article for the local newspaper as it is a positive, active literacy effort. It is also a fine example of public school/public library cooperation).

Most importantly, provide support and acceptance to families as they try to provide quality reading experiences for their children.

Family Odyssey

Explore on Foot

Picture Books

- Carrick, Carol. **Sleep Out**
Caseley, Judith. **Molly Pink Goes Hiking**
Chess, Victoria. **Alfred's Alphabet Walk**
Henkes, Kevin. **Once Around the Block**
Machotka, Hana. **What Neat Feet!**
Roy, Ron. **Whose Shoes are These**
Showers, Paul. **The Listening Walk**
Stock, Catherine. **Sophie's Knapsack**
Williams, Sue. **I Went Walking**
Winthrop, Elizabeth. **Shoes**

Songs To Sing

- "Walk Outside" by Raffi p. 94 from **The Second Raffi Songbook**
"The Happy Wanderer" p. 112 from **Tom Glazer's Treasury of Songs for Children**

Family Feature Movie

Walkabout

Books for Family Fun

- Arnold, Caroline. **A Walk on the Great Barrier Reef**
Bell, Neill. **The Book of Where, or How to be Naturally Geographic**
Kellogg, Steven. **Johnny Appleseed**

Poetry

Jump or Jiggle

- Frogs jump, Caterpillars hump
Worms wiggle, Bugs jiggle
Rabbits hop, Horses clop
Snakes slide, Seagulls glide
Mice creep, Deer leap
Puppies bounce, Kittens pounce
Lions stalk- But- I WALK!

Evelyn Beyer

From **Read-aloud Rhymes for the Very Young**
by Jack Prelutsky

Build and Create

Draw a map of your house or neighborhood using the suggestions in **The Book of Where, or How to be Naturally Geographic** by Neill Bell.

Activities

- ★ Collect shoes from all the members of the family. Sort them, by size, by color, by function (dress shoes, play shoes). Tell stories to each other about good times you had in a particular pair of shoes.
- ★ Take regular walks around the block together. Count the trees, the two-story houses, the cars in the driveways, etc. Make up stories of events that could take place on your block. Make a map of your neighborhood.
- ★ Make a list of the places your family goes to regularly. Decide which ones are too far to walk to, and make guesses of how long it would take you to walk to some of the closer ones. Pretend your way through a day with no cars or buses. How would your lives be different?

Family Odyssey

Explore on Wheels

Picture Books

- Barracca, Debra and Sal. **The Adventures of Taxi Dog**
Brisson, Pat. **Kate Heads West**
Burningham, John. **Mr. Gumpy's Motor Car**
Caines, Jeannette. **Just Us Women**
Cole, Joanna. **Cars and How They Go**
Crews, Donald. **Truck**
Gibbons, Gail. **Fill It Up!**
McLeod, Emily. **The Bear's Bicycle**
Rockwell, Anne F. **Cars**
Say, Allen. **The Bicycle Man**
Williams, Vera B. **Stringbean's Trip To The Shining Sea**

Family Feature Movie

Alexander the Car with the Missing Headlight

Songs To Sing

"The Wheels on the Bus" from **The Wheels On the Bus** by Maryann Kovalski

Books For Family Fun

- Fleming, Ian. **Chitty Chitty Bang Bang**
Mitchell, Henry. **We'll Race You, Henry Ford**
Parker, Nancy Winslow. **The President's Car**
Sobol, Donald. **Encyclopedia Brown's Book of Wacky Cars**
Spurr, Elizabeth. **Mrs. Minnetta's Car Pool**
Wyler, Rose. **Science Fun with Toy Cars and Trucks**

Build and Create

Build a miniature safety town in your backyard or living room. Make roads and road signs to resemble your own neighborhood. Make cars, trucks and buses out of cardboard or construction paper. Play pretend games with children involving traffic safety for pedestrians and cyclists. See **Signs** by Ron and Nancy Goor or **I Read Signs** by Tana Hoban for more ideas.

Activities

- ★ Read **Stringbean's Trip to the Shining Sea** by Vera B. Williams.
- ★ Write postcards to your library friends during your summer car trips.
- ★ Stringbean is a nickname given to skinny people. Discuss nicknames in your family. Talk about why the nickname was given.
- ★ Stringbean and Fred named their truck Harry-the-Chariot. Find a name for your family car.
- ★ Encourage children to make an album of their car trip similar to Stringbean's. Include postcards, photographs, drawings, tourist literature and other souvenirs that will fit in an album.
- ★ Encourage children to ask parents and grandparents about photograph albums and scrapbooks made about trips they took as children. Watch home movies taken of these trips. Find the places visited on a map. Find books about the places in these albums and films.

Family Odyssey

Explore by Rail

Picture Books

- Crews, Donald. **Freight Train**
Ehrlich, Amy. **The Everyday Train**
Gibbons, Gail. **Trains**
Goble, Paul. **Death of an Iron Horse**
Howard, Elizabeth F. **The Train To Lulu's**
Lyon, George Ella. **A Regular Rolling Noah**
Retan, Walter. **The Big Book of Real Trains**
Sasaki, Isao. **Snow**
Sattler, Helen Roney. **Train Whistles**
Siebert, Diane. **Train Song**
Smith, E. Boyd. **The Railroad Book**
Van Allsburg, Chris. **The Polar Express**

Songs to Sing

- 'I've Been Working On the Railroad'
p. 135
'Down by the Station' p. 73
'She'll Be Comin' 'Round the Mountain'
p. 201
'John Henry' p. 144
From **Tom Glazer's Treasury of Songs for Children**

Books for Family Fun

- Cross, Gilbert B. **Terror Train!**
Fleischman, Sid. **Me and the Man on the Moon-Eyed Horse**
Nixon, Joan Lowery. **A Family Apart**
Scarry, Huck. **Aboard A Steam Locomotive**
Weiss, Harvey. **How to Run a Railroad**

Build and Create

Make a cardboard box train in your backyard. Let children decorate each car. Use **Freight Train** by Donald Crews to identify different railroad cars.

Family Feature Movie

The Little Engine That Could
The Railway Children

Activities

- ★ Watch the Reading Rainbow segment of **Kate Shelley and the Midnight Express**.
- ★ Talk to grandparents or older relatives and friends about train travel when they were younger.
- ★ Visit a model railroad shop.
- ★ Ride a train.
- ★ Read a story about traveling on a train. **A Regular Rolling Noah** by George Ella Lyon or **The Polar Express** by Chris Van Allsburg are good choices.
- ★ Learn about train whistles and signals. **Train Whistles** by Helen Roney Sattler provides an excellent introduction.
- ★ Read another book by Chris Van Allsburg or George Ella Lyon.

Family Odyssey

Explore by Water

Picture Books

- Ardizzone, Edward. ***Little Tim and the Brave Sea Captain***
Barton, Byron. ***Boats***
Benchley, Nathaniel. ***Red Fox and His Canoe***
Burningham, John. ***Mr. Gumpy's Outing***
Day, Edward. ***John Tabor's Ride***
Haas, Irene. ***The Maggie B***
Hest, Amy. ***A Sort-of Sailor***
Kellogg, Steven. ***The Island of the Skog***
Locker, Thomas. ***Sailing With The Wind***
Maestro, Betsy. ***Ferryboat***
Spier, Peter. ***Noah's Ark***
Van Allsburg, Chris. ***The Wreck of the Zephyr***
Williams, Vera B. ***Three Days on a River in a Red Canoe***

Songs to Sing

- 'Little White Duck' p. 158
'Row, Row, Row Your Boat' p. 199
from ***Tom Glazer's Treasury of Songs for Children***

Books for Family Fun

- Avi. ***The True Confessions of Charlotte Doyle***
Fleischman, Sid. ***The Ghost in the Noonday Sun***
George, Jean Craighead. ***River Rats, Inc.***
Lasky, Kathryn. ***Jem's Island***
Latham, Jean. ***Carry On, Mr. Bowditch***
Law, Felicia. ***Darwin and the Voyage of the Beagle***
Lord, Walter. ***A Night to Remember***
Roop, Peter and Connie. ***I, Columbus: My Journal--1492-3***
Sperry, Armstrong. ***Call It Courage***

Build and Create

- Make a boat creation using ***Making Toys That Swim and Float*** by Alice Gilbreath

Family Feature Movie

- The Adventures of Huckleberry Finn
The Swiss Family Robinson
20,000 Leagues Under the Sea

Activities

- ★ Read ***Three Days on a River in a Red Canoe*** by Vera B. Williams.
- ★ Watch the Reading Rainbow video of ***Three Days on a River in a Red Canoe***
- ★ Plan a canoe trip (pretend or real). Talk about equipment, food, clothing, how to keep everything dry...also talk about water safety.
- ★ Go for a ride in a canoe or rowboat, or go for a pretend ride in a cardboard box.
- ★ Read other books by Vera B. Williams.
- ★ Read about other types of boats and ships from books on the list. Talk about how different vessels are powered. Make your own water craft and go sailing in your back yard or local pond.
- ★ Visit a lake or ocean port. View the different kinds of ships and boats you have read about this summer.

Family Odyssey

Explore by Air

Picture Books

Anderson, Joan. **Harry's Helicopter**
Barrett, N. S. **Airliners**
Barton, Byron. **Airport**
Brisson, Pat. **Kate Heads West**
Burleigh, Robert. **Flight**
Fort, Patrick. **Redbird** (Braille)
Gibbons, Gail. **Flying**
McPhall, David. **First Flight**
Provensen, Alice and Martin. **The Glorious Flight**
Rockwell, Anne F. **Planes**
Rogers, Fred. **Going On An Airplane**
Spier, Peter. **Bored--Nothing To Do!**
Steig, William. **Gorky Rises**

Songs To Sing

Make up a song about flying.
Use the melody to "Row, Row, Row Your Boat" and make your own words about flying.

Books for Family Fun

Cameron, Eleanor. **The Wonderful Flight to the Mushroom Planet**
Dahi, Roald. **James And The Giant Peach**
Du Bois, William Pene. **The Twenty-one Balloons**
Fleming, Ian. **Chitty-Chitty Bang-Bang**
Langton, Jane. **The Fledgling**
Paulsen, Gary. **Hatchet**
Simon, Seymour. **The Paper Airplane Book**

Build and Create

Use **The Paper Airplane Book** by Seymour Simon to build and fly paper airplanes.
Build a cardboard helicopter similar to the one in **Harry's Helicopter** by Joan Anderson.

Family Feature Movie

Around the World in Eighty Days
Chitty-Chitty Bang-Bang

Activities

- ★ Read **Bored--Nothing To Do!** by Peter Spier.
- ★ Watch the Reading Rainbow video **Bored--Nothing To Do!** What materials do you have in your home that would make a good airplane? Make a cardboard airplane.
- ★ Plan a trip in your cardboard airplane (or a real airplane). Trace on a map the route your plane will fly. How long will it take you to reach your destination?
- ★ Visit an airport (the bigger the better). Watch planes taking off and landing. View as many different sizes of aircraft as possible. A visit to a local airport or an air show might show children the various kinds of aircraft.
- ★ Read another book by Peter Spier.
- ★ Read about early airplanes and their inventors.
- ★ Read **The Glorious Flight** by Alice and Martin Provensen.

Family Odyssey

Explore in Space

Picture Books

- Barton, Byron. ***I Want to be an Astronaut***
Cole, Joanna. ***The Magic School Bus Lost in the Solar System***
Marzollo, Jean. ***Jed and the Space Bandits***
Minarik, Else. ***Little Bear***
Sadler, Marilyn. ***Allstair in Outer Space***

Poetry

Naughty Little Brown Mouse
Whiskers on his face,
stowed aboard a rocket
bound for outer space,
they lifted off from Houston
on Tuesday afternoon,
the mouse ate cheese that Sunday
in the mountains of the moon.
From ***Ride a Purple Pelican***
by Jack Prelutsky

Family Feature Movie

Mole and the Rocket
Reading Rainbow #27: Alistair in Outer
Space
Star Wars

Books for Family Fun

- Cameron, Eleanor. ***Wonderful Flight to the Mushroom Planet***
Lauber, Patricia. ***Seeing Earth From Space***
Manes, Stephen. ***That Game From Outer Space: the First Thing That Happened to Oscar Noodleman***
Yolen, Jane. ***Spaceships and Spells: a Collection of New Fantasy and Science Fiction***

Build and Create

Create a model of our Solar System using balls and other round objects to represent the planets and the sun.

Songs To Sing

"One Light, One Sun" p. 100
"Twinkle, Twinkle, Little Star" p. 99
from ***The Second Raffi Songbook***

Activities

- ★ Watch the Reading Rainbow video ***Allstair in Outer Space***.
- ★ Family Stargazing—Read ***The Big Dipper and You*** by E. C. and Robin Krupp for an introduction to the night sky. Learn about constellations in the book ***The Night Sky*** by Jamie Jobb. Make the tin can planetarium on p. 18. Better yet, visit a planetarium.
- ★ Build a rocket ship from a large cardboard box.
- ★ Design space-suits using various household items (colander for helmet.)
- ★ Read books about space or the planets by Seymour Simon.

Special Family Events

Grandparent Recognition

Many children have grandparents who visit during the summer. Encourage children to bring their grandparents to the library program. Have children and their parents introduce their grandparents and tell a little about their family. Children whose grandparents do not visit may bring pictures to share with the group. A special program is included with the theme "grandparents."

Car Show

The Family Odyssey page *Explore by Wheels* (p.79) includes an idea suggesting that families name their vehicles as Stringbean did in *Stringbean's Trip To The Shining Sea* by Vera B. Williams. This program can be conducted much like a pet show. Prizes can be awarded to each vehicle, for instance, "Most appropriate name," "Oldest," "Longest," etc.

Air Show

Invite a local pilot to demonstrate the principles of flight with paper airplanes. (See *The Paper Airplane Book* by Seymour Simon).

Bicycle Safety

Invite the police department, bicycle shop owners or a parks and recreation specialist to present a program on bicycle safety. Read *The Bear's Bicycle* by Emilie McLeod.

Water Safety

Invite a parks and recreation specialist to present a program on water safety related to boating and swimming.

Train Whistles

Invite a railroad employee or model railroad enthusiast to present a program on trains. Use any of the train stories. *Train Whistles* by Helen Roney Sattler is especially appropriate, as families can listen to train whistles as trains pass in their communities.

Grandparent Program

Many children have grandparents who live close and they could attend library programs together. Consider offering the following special program just for the two generations. (In many communities, grandparents are caregivers for grandchildren while parents work. Advertising this special program for grandparents could bring regular library programs and library resources to the attention of these grandparent caregivers.)

Books to Read

Griffith, Helen V. ***Granddaddy's Place***
Stevenson, James. ***"Could Be Worse"***

Books to Display

Clifford, Eth. ***The Remembering Box***
dePaola, Tomie. ***Watch Out For Chicken Feet in Your Soup***
Flora, James. ***Grandpa's Ghost Stories***
Haywood, Carolyn. ***Hello Star***
Hicks, Clifford B. ***Pop and Peter Potts***
Joose, Barbara. ***Jam Day***
Lasky, Kathryn. ***The Night Journey***
Smith, Robert Kimmel. ***The War With Grandpa***
Williams, Vera B. ***Music, Music for Everyone***


Songs/Puppets

Adapt "Down on Grandpa's Farm" by Raffi for puppets, or just have a sing-a-long using this song. The song is on the album ***One Light, One Sun*** by Raffi. The music is in ***The 2nd Raffi Songbook***, p 87.

Adapt Little Red Riding Hood for puppets. Make grandma's character a modern day motorcycle-riding/karate-chopping grandmother.

Discover the New World Of Reading

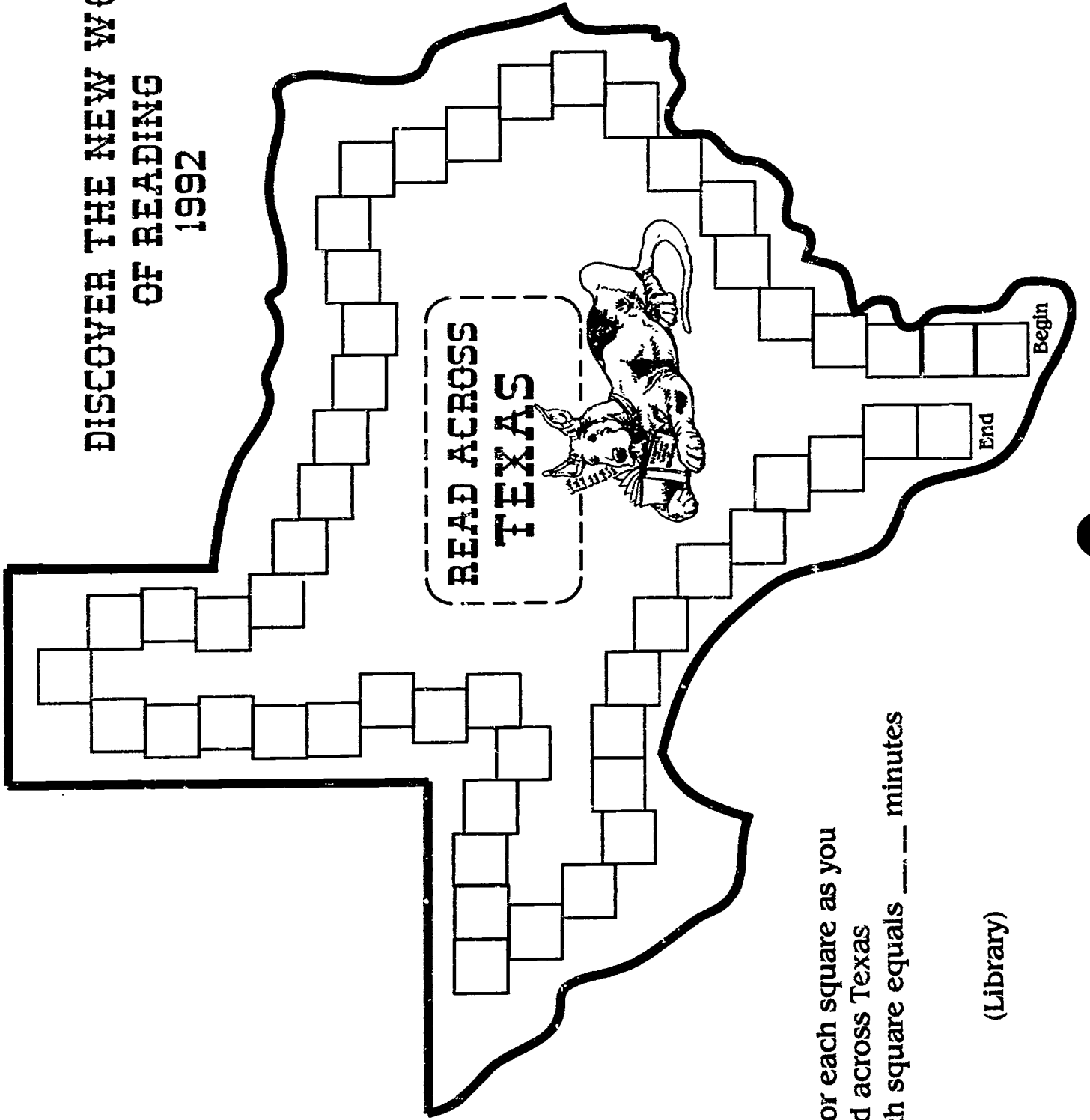
**Participated in the Family Odyssey Reading Club
Summer 1992**



Library

Date


DISCOVER THE NEW WORLD
OF READING
1992



Color each square as you
read across Texas
Each square equals ___ minutes

(Library)

Apprentice Adventurers



Discover the New World of Reading

Chapter Six

Apprentice Adventurers

Volunteer Program for Middle School Students

As you consider the notion of teen volunteers at your library, it is important to bear in mind not only the needs of the library, but also the needs of your potential volunteers.

Put most basically, teens need:

- ★ to feel they are equal, contributing members of society
- ★ to belong to a group
- ★ to socialize with their peers

To assure a successful volunteer program, you'll need to provide ways for your teens to fulfill all these needs, while also fulfilling the needs of your library.

Think of this as your teens' first work experience. In addition to having them at the library to offer assistance, you have an obligation to them and to their future employers to help them understand the requirements of the workplace. (Responsibility, Initiative, Reliability, Cordiality) This doesn't mean you can't have fun. But if you take this seriously and treat them with respect, you can expect the same in return.

Recruitment:

- ★ Middle School Librarians
(May have student aides already trained and interested in library work)
- ★ Middle School Reading Teachers
(May have students with reading interests that could turn into library interests)
- ★ Scout Leaders
(May have scouts who are interested in fulfilling service project and/or community involvement requirements)
- ★ Former Reading Club Members
(May have outgrown the activities but would welcome a means of continuing library involvement)

Screening:

Interview the applicants. Don't feel you must select everyone who applies. In fact, have a specific number of volunteers and a specific work schedule in mind prior to the start of the interview process.

Keep in mind that this is most likely the first formal interview your teens have encountered. Be prepared. Do your best to put the applicant at ease and have questions ready. Sample Questions:

What is your favorite subject in school? Your least favorite?

Do you read for fun? What types of books do you like?

What kind of jobs have you had? (Baby-sitting, yard work, etc.)

What activities do you participate in outside of school?

Why do you want to volunteer at the library this summer?

What sorts of things do you think you would like to do as a library volunteer?

None of these questions have right or wrong answers. You are trying to determine the interests of the applicant and see if those interests match with the library's goals and needs. After you complete the interview, ask yourself, "Is this a person I want representing the library to the public? Would he or she serve as a positive example to our patrons, young and old, of what the library is all about?"

Contractual Agreement:

Formalize your arrangements with the selected teen volunteers through a signed, contractual agreement stating the responsibilities of the volunteer and of the librarian.

The volunteer agrees to:

- ★ work (x) number of hours per week at (specific time).
- ★ to arrive at the library on time, ready to work.
- ★ to call the library, and speak with you (or your designated alternate) within 30 minutes of designated start time if unable to report to work.
- ★ to dress and act in ways conducive to positive public opinion.

In exchange, the librarian will:

- ★ treat the volunteer as a respected co-worker.
- ★ provide the volunteer with a written evaluation when one-half of the specified volunteer period is complete.
- ★ provide an informative and honest written letter of reference to the volunteer at the end of the specified volunteer period.
- ★ keep the volunteer's work performance record on file for a two year period in order to provide further references if needed.

Preparing For Your Apprentices:

- ★ Have a joint orientation session for all the teen volunteers. This allows them to all be privy to the same information and gives them the chance to meet each other and begin building a sense of camaraderie.
- ★ Establish individual work schedules. Two to three hour sessions are recommended. You want the sessions to be long enough to be worthwhile, but not so long that you have to find ways to keep the teen interested. You also want to show some flexibility, to accommodate for the fact that they are most likely dependent upon others for transportation. However, you need to schedule their work periods in ways that will allow you to spend some time conversing with them and showing interest in their accomplishments without taking you away from other responsibilities.
- ★ Prepare tasks for volunteers to complete ahead of time. They will want to feel needed and that you are depending on them. Having jobs ready for them enhances this feeling.
- ★ Establish a weekly time for all teen volunteers to work together on a group project. This builds camaraderie and allows for constructive socializing.

Individual Jobs

- ★ Shelving, especially in the picture books and juvenile fiction. Be prepared to do some serious training if you assign them non-fiction shelving duties.
- ★ Reading Club maintenance duties. If you keep the reading logs at the library, you'll need to have someone re-alphabetize them on a regular basis. You might also like to have someone put some sort of coded entry on the front of the log indicating how many titles are listed.

- ★ Cut out name tags for pre-school storytime.
- ★ Prepare materials for craft programs, book displays, etc.
- ★ Check professional journals, books, etc., against the library's holdings to facilitate future selection.

Group Projects

These sessions are designed to build camaraderie and to allow for some fun, as well as get some work done. It is important for the Children's Specialist to be present at these sessions to facilitate constructive use of time and to reinforce the notion that the program and the volunteers are important to the library.

★ Friday Afternoon Reading Partners

This is a specific reading time where teen volunteers are teamed with younger library patrons. The teen reads to the younger child, discusses books with him/her and they complete an activity of some kind together. (Make a bookmark, write an alternate ending to the story, design a new book jacket for one of the books, etc.)

★ Puppet Show

Plan a puppet show to be presented at the end of the volunteer period. Teens should select a story, write a script, make puppets, practice and present the show.

★ Niño News

Write a weekly library newspaper, featuring stories about volunteers, bios of reading club participants and/or children's authors, book reviews/recommendations, program announcements.

★ Book Notes

Watch YA films and discuss YA books.

Closing Activity

At the last group work session, have some sort of celebration, with food, to thank the teens for their time and effort. If possible, have a small gift for each of them. This doesn't need to be anything costly, just an acknowledgment of their contribution. Invite them all to come back on a specified Saturday during September for a book discussion, a film, workday, etc. This will give them one more opportunity to socialize and you one more chance to make them feel special.

Apprentice Adventurer Time Sheet

Name: _____

Phone: _____

Scheduled Work Time(s): _____

Date	In	Out	Hours	Duties

Apprentice Adventurer Evaluation Form

Name: _____

Phone: _____

Scheduled Work Time(s): _____

Date of Evaluation: _____

Total No. of Volunteer
Hours Completed: _____

Attendance: _____

Competence in Assigned Tasks: _____

Attitude: _____

Initiative: _____

Interaction with Public/Co-workers: _____

A Special Thanks to Apprentice Adventurer

for _____ hours of volunteer work at the

assisting with the 1992 Texas Reading Club,


Discover the New World of Reading.

Presented by the
Children's Librarian


115

Signature

Date



Around the World in Seven Continents



Discover the New World of Reading

Chapter Seven

Around The World In Seven Continents

Independent Reading Program

If your library has:

- ★ children who are finishing hundreds of books, but need some structure to channel all that reading energy,
- ★ parents who are seeking some guidance in selecting quality books for their young people,
- ★ children's services staff members who would like to emphasize quality and variety of reading materials,

then Around the World in Seven Continents is the program for you!

Around the World in Seven Continents is an independent reading program designed to recognize and reward the efforts of children who read a required number of books (5) and complete an activity centered around a specific locale. For this program, the following destinations sheets are included for the seven continents as follows:

- Africa: Safari on the Serengetti
- Antarctica: Search for the South Pole
- Asia: Journey to Japan
- Australia: Discovery Down Under
- Europe: Voyage with the Vikings
- North America: North to Alaska
- South America: Adventure on the Amazon

Bibliographies and suggested activities have been developed for each destination and are included in the following pages called ***destination sheets***. These destination sheets are designed to be reproduced and distributed to interested adventurers. Blank destination sheets, that include only the format and graphics, are also included. These will allow you to type in reading lists and activities more closely tied to your library's collection and clientele.



IDEAS

for Using

AROUND THE WORLD IN SEVEN CONTINENTS

★ To introduce *Around the World in Seven Continents*, feature your favorite destination at a library program that includes one or more of the following ideas. Using the destination sheet as a guide, read a story or folktale from that location and complete the activity with the children. Distribute the bibliographies and draw the children's attention to a display you have prepared of books on the list. Booktalk a few of your favorite titles. Explain to the children that they can earn special recognition on their reading club certificates by reading five books and completing one of the activities on the page. Point out that they have already begun their first adventure by attending the day's program. Book displays and copies of the bibliographies of other destinations could also be available for interested young adventurers.

★ To encourage and reward your patrons who are going *Around the World in Seven Continents*, try one or more of the following:

- ✓ Put a map of each continent on the end panels of the shelves in the children's area. As children complete the requirements for a given continent, their names can be put up on these maps.
- ✓ Have the children check off the books they have read and the activity they have completed on the destination sheet. Attach the sheet to their book logs.
- ✓ Designate a space in the children's area for display of the activities produced in conjunction with the program.
- ✓ Reproduce the "postage stamps" found in the upper right hand corner of the destination sheets. Adhere these stamps to a symbol graph in the children's area to show which of the continents is the most popular with your readers.
- ✓ The "postage stamps" can also be attached to the Reading Club Certificate to acknowledge the extra reading effort of children who completed journeys to the various continents. If you prefer, use gold stars or actuarial seals with ribbon (these are easy to make yourself) on the certificates. Write the name of the destination on the ribbon.

Remind your adventurers that they will be the explorers in the 21st century!

Adventure on the Amazon



ADVENTURES AND ODYSSEYS

Picture Books/Folklore

Dorros, Arthur. *Tonight is Carnival*
Gramatky, Hardie. *Bolivar*
Rockwell, Anne F. *The Good Llama*
Steig, William. *Zabajaba Jungle*
Troughton, Joanna. *How the Birds
Changed Their Feathers*

Fiction/Folklore

Alexander, Ellen. *Llama and the Great
Flood: A Folktale From Peru*
Bierhorst, John, ed. *In the Trail of the
Wind: American Indian Poems
and Ritual Orations*
Clark, Ann Nolan. *Secret of the Andes*
Cohen, Miriam. *Born to Dance Samba*
Finger, Charles J. *Tales from Silver
Lands*
Quackenbush, Robert. *Lost in the
Amazon*

EXPLORATION AND DISCOVERY

Non-Fiction

Argentina...in Pictures

Beals, Carleton. *The Incredible Incas:
Yesterday and Today*
Bennett, Olivia. *A Family in Brazil*
Carter, William E. *South America*
Cherry, Lynne. *The Great
Kapok Tree*
Cobb, Vicki. *This Place
Is High*
George, Jean Craighead
*One Day in the
Tropical Rain
Forest*
McConnell, Rosemary.
The Amazon
McKissack, Patricia.
The Inca



ACTIVITIES

Many interesting animals make their homes in South America. Some of these animals include the llama, the parrot, the giant anteater, the piranha and the animals of Galapagos Island. Make a giant map of South America. Draw and color each animal on your map in the region where they live.

Make up a story about your favorite region in South America. Include the animals, the native tribes, the plant life and other interesting facts about the area in your story. Draw pictures to illustrate the story.

Watch a video about South America. Locate the countries presented in the video on a map.



Adventure on the Amazon



ADVENTURES AND ODYSSEYS
Picture Books/Folklore

EXPLORATION AND DISCOVERY
Non-Fiction

Fiction/Folklore

ACTIVITIES



Destination
Africa

Safari

on the Serengeti



ADVENTURES AND ODYSSEYS

Picture Books/Folklore

Aardema, Verna. *Bringing the Rain to Kapiti Plain*

Aardema, Verna. *Why Mosquitos Buzz In People's Ears*

Daly, Niki. *Not So Fast Songololo*

Drescher, Henrik. *Whose Scaly Tail?*

Feelings, Muriel. *Jambo Means Hello*

Grifalconi, Ann. *Village of Round and Square Houses*

Hadithi, Mwenye. *Greedy Zebra*

McDermott, Gerald. *Anansi the Spider*

McKissack, Patricia. *Monkey-Monkey's Trick*

Steptoe, John. *Mufaro's Beautiful Daughters*

Fiction/Folklore

Bryan, Ashley. *Beat the Story Drum, Pum-Pum*

Kipling, Rudyard. *Elephant's Child*

Naidoo, Beverly. *Journey to Jo'Burg*

EXPLORATION AND DISCOVERY

Non-Fiction

Arnold, Caroline. *Cheetah*

Chaisson, John. *African Journey*

Goodall, Jane. *The Chimpanzee Family Book*

Lye, Keith. *Take A Trip to Kenya*

McKenna, Nancy. *A Zulu Family*

Musgrove, Margaret. *Ashanti to Zulu*

Nabwire, Constance. *Cooking the African Way*

Sattler, Helen Roney. *Giraffes:*

Sentinels of the Savannah

Stanley, Diane. *Shaka: King of the Zulus*

Steyn, H. P. *Bushmen of the Kalahari*

Poetry

Cendrars, Blaise. *Shadow*


ACTIVITIES

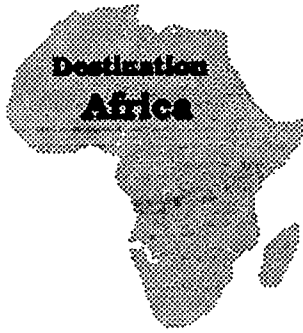
Watch a video about travel in Africa.

The Dashiki is a traditional, loose-fitting African shirt. Ask your grown-up to help you draw a "shirt shape" on a large sheet of paper. Design your own Dashiki using traditional African patterns and symbols. Your grown-up might like to make a Dashiki, too!

Write a story telling about life on the Serengeti. Tell the story from the point of view of one of the animals who lives there.

Make a mask of an African animal. You might want to start with a paper plate and use construction paper to "build" it into the right colors and shapes. You may want to ask for a book on mask making.





Safari on the Serengeti


ADVENTURES AND ODYSSEYS
Picture Books/Folklore

EXPLORATION AND DISCOVERY
Non-Fiction

Poetry

Fiction/Folklore

ACTIVITIES





North to Alaska



ADVENTURES AND ODYSSEYS

Picture Books/Folklore

- Andrews, Jan. *Very Last First Time*
 Joose, Barbara. *Mama, Do You Love Me?*
 Pinkwater, Daniel. *Aunt Lulu*
 Quackenbush, Robert. *Dogsled To Dread*
 Scott, Ann. *On Mother's Lap*

Fiction/Folklore

- Davis, Deborah. *Secret of the Seal*
 George, Jean Craighead. *Juile of the Wolves*
 Griese, Arnold A. *The Way of Our People*
 Harrison, Ted. *Children of the Yukon*
 Morey, Walt. *Scrub Dog of Alaska*
 O'Dell, Scott. *Black Star, Bright Dawn*
 Petersen, P.J. *Going For The Big One*
 Rogers, Jean. *Goodbye, My Island*
 Whelen, Gloria. *Sliver*

EXPLORATION AND DISCOVERY

Non-fiction

- Casey, Brigid and Wendy Haugh. *Sled Dogs*
 Cheney, Theodore A. Reese. *Living in Polar Regions; A Cultural Geography*
 Cooper, Michael. *Racing Sled Dogs: An Original North American Sport*
 Dunnahoo, Terry. *Alaska*
 Fichter, G. S. *Working Dogs*
 Hirschfelder, Ariene. *Happily May I Walk: American Indians and Alaska Natives Today*
 Hilscock, Bruce. *Tundra: The Arctic Land*
 O'Neill, Catherine. *Dogs On Duty*
 Radlauer, Ruth. *Denali National Park and Preserve*
 Thompson, Kathleen. *Alaska*

Poetry

- Service, Robert W. *Cremation of Sam McGee*


ACTIVITIES

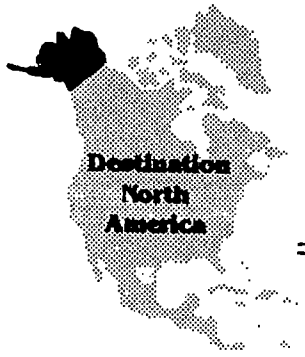
Watch a travel video about Alaska.

Wolves are mentioned in numerous stories and folktales about Alaska. Read about wolves. Find articles and books telling how wolves are good for the environment. Write the National Wildlife Federation to find out how to help wolves survive.

Throw a white sheet over the kitchen table and pretend you have just built an igloo. Crawl inside and see what it is like. Invite your grown-up in for stories of the northern lights and a pretend bowl of snow ice cream.

Preserving the natural beauty of the Alaskan wilderness is a job for all of us. Write a letter to Exxon or one of the other oil companies that ships oil out of Alaska asking them to be careful with the environment. Ask the librarian for the address.





North to Alaska



ADVENTURES AND ODYSSEYS
Picture Books/Folklore

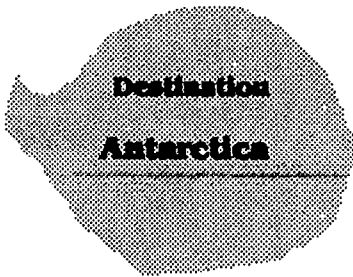
EXPLORATION AND DISCOVERY
Non-fiction

Fiction/Folklore


Poetry

ACTIVITIES





Search for the — South Pole —




ADVENTURES AND ODSSEYS

Picture Books/Folklore

- Benson, Patrick. *Little Penguin*
Bonners, Susan. *Penguin Year*
Freeman, Don. *Penguins of all People*
Wood, Audrey. *Little Penguin's Tale*

Fiction/Folklore

- Atwater, Richard. *Mr. Popper's Penguins*
Watkins, Will. *Sid Seal, Houseman*



EXPLORATION AND DISCOVERY

Non-Fiction


- Arnold, Caroline. *Penguin*
Asimov, Isaac. *How Did We Find Out About Antarctica?*
Barrett, Norman. *Seals and Walruses*
Hackwell, W. John. *Desert of Ice: Life and Work in Antarctica*
Johnson, Sylvia. *Penguins*
Lye, Keith. *Take a Trip to Antarctica*
Paladino, Catherine. *Pomona: The Birth of a Penguin*
Patent, Dorothy. *All About Whales*
Sandak, Cass. *The Arctic and Antarctic*
Sjopera, Paul P. *Roald Amundsen and Robert Scott*
Somme, Lauritz and Sybille Kalas. *Penguin Family Book*
Swan, Robert. *Destination: Antarctica*
Wax, Wendy and Della Roland. *Ten Things I Know About Penguins*

ACTIVITIES

Pretend you are spending some long and cold nights in Antarctica. Describe what sorts of things you might see and the kinds of things you would do to keep yourself warm and busy.


Watch a video about a polar expedition.

Design a snazzy new vest for a penguin who is tired of wearing only black and white. First you'll have to draw or create a penguin. Then see what you can do to liven up the white feathers on his/her chest using crayons, markers or water color.



Search for the

South Pole



ADVENTURES AND ODSSEYS


Picture Books/Folklore

Fiction/Folklore

EXPLORATION AND DISCOVERY

Non-Fiction

ACTIVITIES





Discovery Down Under



ADVENTURES AND ODYSSEYS

Picture Books/Folklore

- Baker, Jeannie. *Where the Forest Meets the Sea*
 Cox, David. *Bossyboots*
 Fox, Mem. *Possum Magic*
 Kipling, Rudyard. *The Sing-song of Old Man Kangaroo*
 Trinca, Rod. *One Woolly Wombat*
 Troughton, Joanna. *What Makes Tiddalk Laugh*
 Vaughn, Marcia K. *Wombat Stew*

Fiction/Folklore

- Beatty, Patricia. *Jonathan Down Under*
 Thiele, Colin. *Storm Boy*
 Wilson, Barbara, ed. *The Illustrated Treasury of Australian Stories & Verse for Children*
 Wrightson, Patricia. *The Nargun and the Stars*

EXPLORATION AND DISCOVERY

Non-fiction

- Arnold, Caroline. *A Walk on the Great Barrier Reef*
 Blunden, Godfrey. *The Land and People of Australia*
 Drescher, Henrich. *Whose Furry Nose?*
 Eugene, Tony. *Koalas and Kangaroos*
 Gunner, Emily. *A Family in Australia*
 Powzyk, Joyce. *Tasmania: A Wildlife Journey*
 Rau, Margaret. *Red Earth, Blue Sky: The Australian Outback*
 Selsam, Millicent E. *A First Look at Kangaroos, Koalas and Other Animals with Pouches*

ACTIVITIES

Plan a hiking trip into the Australian Outback. Use books on backpacking and wilderness survival to find out about equipment and food. Remember, water is a real problem in Australia. Write the Australian Consulate in Houston for maps and other information about Australia.

Watch a video about Australia or the Australian Outback.

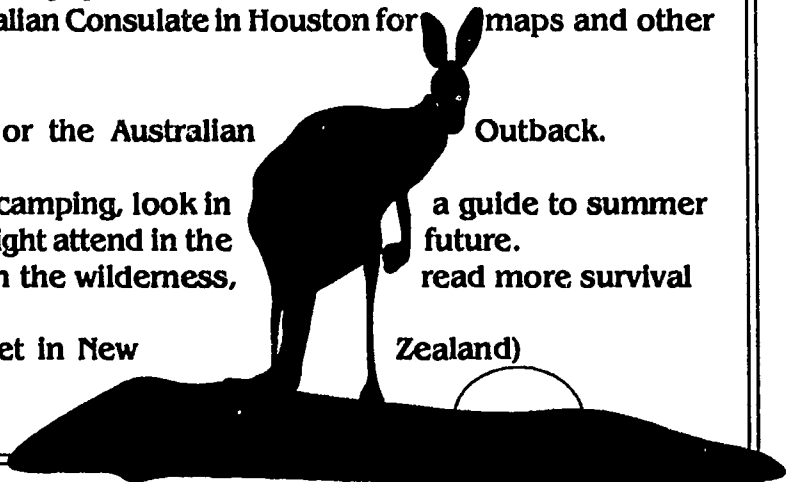
If you like the idea of wilderness camping, look in camps for a wilderness camp you might attend in the

If you like the idea of surviving in the wilderness, fiction such as:

- De Roo, Ann. *Scrub Fire* (Set in New Zealand)
 Books by Walter Morey
 Books by Gary Paulsen

a guide to summer future.

read more survival





Discovery Down Under



ADVENTURES AND ODYSSEYS

Picture Books/Folklore

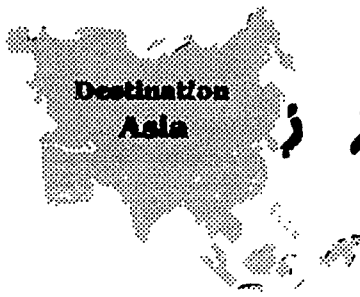
EXPLORATION AND DISCOVERY

Non-fiction


Fiction/Folklore

ACTIVITIES





Journey to Japan



ADVENTURES AND ODYSSEYS

Picture Books/Folklore

- Bartoli, Jennifer. *Snow on Bear's Nose*
- Bryan, Ashley. *Sh-ko and His Eight Wicked Brothers*
- Ike, Jane Hori. *A Japanese Fairy Tale*
- Laurin, Anne. *Perfect Crane*
- Morimoto, Junko. *The Inch Boy*
- Mosel, Arlene. *The Funny Little Woman*
- Paterson, Katherine. *The Tale of the Mandarin Duck*
- Wisniewski, David. *The Warrior and the Wise Man*

Fiction/Folklore

- Coatsworth, Elizabeth. *The Cat Who Went to Heaven*
- Namioka, Lensey. *Valley of the Broken Cherry Trees*
- Paterson, Katherine. *Sign of the Chrysanthemum*
- Uchida, Yoshiko. *The Magic Listening Cap*

EXPLORATION AND DISCOVERY

Non-fiction

- Ashby, Gwynneth. *Take a Trip To Japan*
- Blumberg, Rhoda. *Commodore Perry in the Land of the Shogun*
- Epstein, Sam and Beryl. *A Year of Japanese Festivals*
- Greene, Carol. *Japan*
- Haskins, Jim. *Count Your Way Through Japan*
- Kawamata, Kazuhide. *We Live In Japan*
- Nakano, Dokuohtei. *Easy Origami*
- Steel, Anne. *A Samurai Warrior*
- Weston, Relko. *Cooking the Japanese Way*

Poetry

- Behn, Harry. *Cricket Songs: Japanese Haiku*
- Lewis, Richard. *In A Spring Garden*


ACTIVITIES

The people of Japan celebrate their children on Boy's Day and Girl's Day by flying special kites or flags on poles outside their homes. Design a flag for your family to celebrate you! Hang it outside on your birthday and other special occasions.

Have a "Japanese Day" in your home. Cook a traditional Japanese menu and eat the Japanese way. (Chopsticks are fun!)


Read about origami. Cut paper the appropriate size and follow the instructions to make paper objects.

Watch a travel video about Japan.





Journey to Japan



ADVENTURES AND ODYSSEYS
Picture Books/Folklore

EXPLORATION AND DISCOVERY
Non-fiction

Fiction/Folklore

Poetry

ACTIVITIES





Voyage with the Vikings



ADVENTURES AND ODYSSEYS

Picture Books/Folklore

Andersen, Hans Christian. *The Ugly Duckling*

Hans C. Andersen stories, illustrated by Susan Jeffers:

Snow Queen

Wild Swans

Thumbelina

Bason, Lillian. *Those Foolish Moiboos*

Benchley, Nathaniel. *Snorri and the Strangers*

Beskow, Elsa. *Pelle's New Suit*

Conover, Chris. *The Wizard's Daughter*

Galdone, Paul. *Three Billy Goats Gruff*

Lindgren, Astrid. *Christmas in Noisy Village*

Mayer, Mercer. *East of the Sun, West of the Moon*

Van Vorst, M. L. *Norse Lullaby*

Wisniewski, David. *Elfwyn's Saga*

EXPLORATION AND DISCOVERY

Fiction/Folklore

Crossley-Holland, Kevin, ed. *Faber Book of Northern Folktales*

D'Aulaire, Ingri and Edgar. *D'Aulaire's Norse Gods and Giants*

D'Aulaire, Ingri and Edgar. *D'Aulaire's Trolls*

Gripe, Maria. *Agnes Cecilia*

Jones, Terry. *Saga of Erik the Viking*

Lowry, Lois. *Number the Stars*

McSwigan, Marie. *Snow Treasure*

Nilsson, Ulf. *If You Didn't Have Me*

Sutcliff, Rosemary. *The Shining Company*

Non-Fiction

Atkinson, Ian. *Viking Ships*


Lye, Keith. *Take a Trip to Finland*

Pluckrose, Henry. *Vikings*

St. John, Jetty. *A Family in Norway*

Windro, Martin. *Viking Warrior*

ACTIVITIES



Watch a travel video about one of the Scandinavian countries or about winter sports.

Write a letter to an imaginary friend who lived in the time of the Vikings. Include some of the differences between life in Texas today and life in Scandinavia long ago.

Pretend you are a child from Lapland who has just gotten his/her first reindeer. Decide on a name for your new pet and think about how you will take care of it.

Viking long boats had large and colorful sails. Draw a longboat and design a sail that can be seen from far away that shows what a powerful warrior you are!



Voyage with the Vikings



ADVENTURES AND ODYSSEYS
Picture Books/Folklore


EXPLORATION AND DISCOVERY
Fiction/Folklore

Non-Fiction

ACTIVITIES



Additional Resources



Discover the New World of Reading

Chapter Eight

Good Morning, Mr. Kellogg!

Steven Kellogg, author and illustrator of pictures books that capture the imagination and delight the senses, has brought his talent to the Texas Reading Club this year. The poster, bookmark, reading log and certificate for **Discover the New World of Reading** all feature Mr. Kellogg's designs and some of his favorite characters. Pinkerton, Jimmy's boa, that mysterious tadpole and even Pecos Bill have all joined the children of Texas on their voyage of discovery this summer.

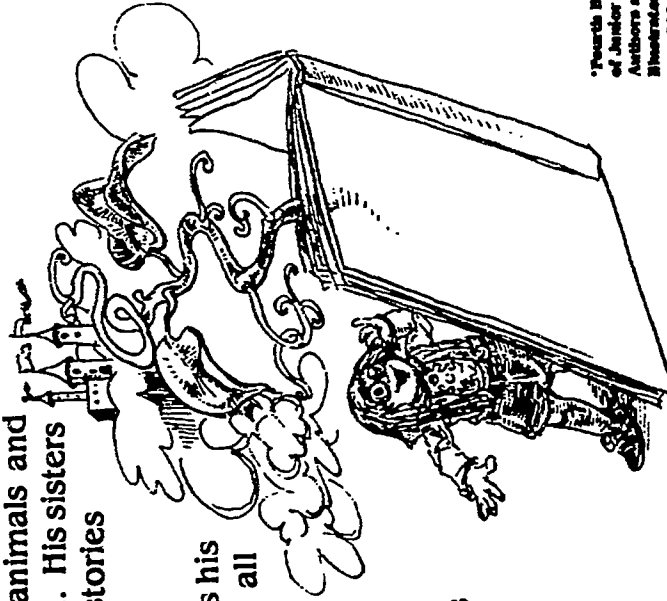
Mr. Kellogg has been drawing and telling stories all his life. Wouldn't it be great to have a big brother who would make up stories for you about your stuffed animals and toys? That's what Steven did for his little sisters. In fact, he would even draw pictures about the animals and toys as they listened. His sisters called this "telling stories on paper."

Mr. Kellogg now tells his stories in books so all of us, not just his little sisters, can enjoy them.

Try out some of Mr. Kellogg's books this summer.

135

They are:
K-E-Double L
O-Double good,
Kellogg's best to YOU!



*Fourth Book
of Junior
Authors and
Illustrators,
Page 208.

Good Morning, Mr. Kellogg!

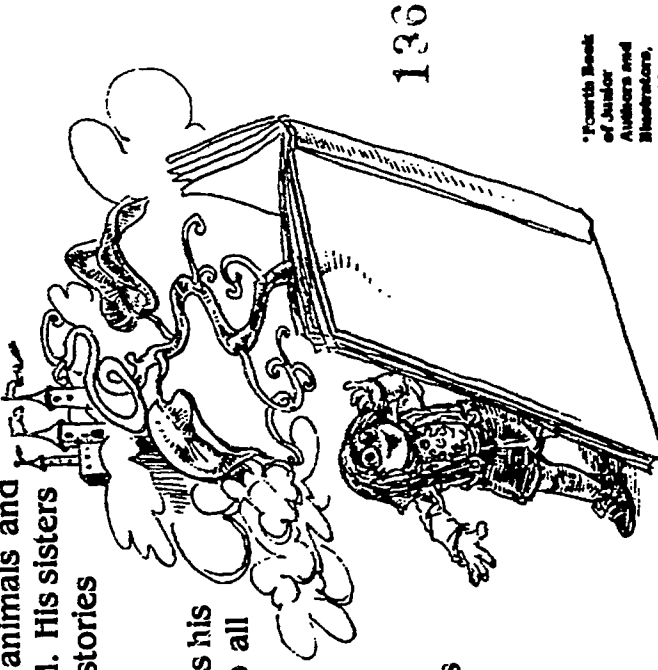
Steven Kellogg, author and illustrator of pictures books that capture the imagination and delight the senses, has brought his talent to the Texas Reading Club this year. The poster, bookmark, reading log and certificate for **Discover the New World of Reading** all feature Mr. Kellogg's designs and some of his favorite characters. Pinkerton, Jimmy's boa, that mysterious tadpole and even Pecos Bill have all joined the children of Texas on their voyage of discovery this summer.

Mr. Kellogg has been drawing and telling stories all his life. Wouldn't it be great to have a big brother who would make up stories for you about your stuffed animals and toys? That's what Steven did for his little sisters. In fact, he would even draw pictures about the animals and toys as they listened. His sisters called this "telling stories on paper."

Mr. Kellogg now tells his stories in books so all of us, not just his little sisters, can enjoy them.

Try out some of Mr. Kellogg's books this summer.

They are:
K-E-Double L
O-Double good,
Kellogg's best to YOU!



136

*Fourth Book
of Junior
Authors and
Illustrators,
Page 208.

Discover the World of
Steven Kellogg



*Written and illustrated
by Steven Kellogg*

Pinkerton, Behave!
Rose for Pinkerton
Tallyho, Pinkerton!
Prehistoric Pinkerton

Paul Bunyan
Pecos Bill

Johnny Appleseed
Jack and the Beanstalk

Aster Aardvark's
Alphabet Adventures
Best Friends
Can I Keep Him?
Chicken Little

Island of the Skog
Much Bigger Than Martin
Mysterious Tadpole
Mystery of the Missing
Red Mitten
Mystery of the Stolen
Blue Paint
Ralph's Secret Weapon

Discover the World of
Steven Kellogg



*Written and illustrated
by Steven Kellogg*

Pinkerton, Behave!
Rose for Pinkerton
Tallyho, Pinkerton!
Prehistoric Pinkerton

Paul Bunyan
Pecos Bill

Johnny Appleseed
Jack and the Beanstalk

Aster Aardvark's
Alphabet Adventures
Best Friends
Can I Keep Him?
Chicken Little

Island of the Skog
Much Bigger Than Martin
Mysterious Tadpole
Mystery of the Missing
Red Mitten
Mystery of the Stolen
Blue Paint
Ralph's Secret Weapon

Discover the World of
Steven Kellogg



*Written and illustrated
by Steven Kellogg*

Pinkerton, Behave!
Rose for Pinkerton
Tallyho, Pinkerton!
Prehistoric Pinkerton

Paul Bunyan
Pecos Bill

Johnny Appleseed
Jack and the Beanstalk

Aster Aardvark's
Alphabet Adventures
Best Friends
Can I Keep Him?
Chicken Little

Island of the Skog
Much Bigger Than Martin
Mysterious Tadpole
Mystery of the Missing
Red Mitten
Mystery of the Stolen
Blue Paint
Ralph's Secret Weapon

Discover the World of
Steven Kellogg



*Written and illustrated
by Steven Kellogg*

Pinkerton, Behave!
Rose for Pinkerton
Tallyho, Pinkerton!
Prehistoric Pinkerton

Paul Bunyan
Pecos Bill

Johnny Appleseed
Jack and the Beanstalk

Aster Aardvark's
Alphabet Adventures
Best Friends
Can I Keep Him?
Chicken Little

Island of the Skog
Much Bigger Than Martin
Mysterious Tadpole
Mystery of the Missing
Red Mitten
Mystery of the Stolen
Blue Paint
Ralph's Secret Weapon

Books written by others with
Steven Kellogg illustrations

Most Delicious
Camping Trip Ever
 by Alice Bach
A My Name is Alice
 by Jane Bayer
Leo, Zach and Emmie
 by Amy Ehrlich
Leo, Zach and Emmie
 Together Again
 by Amy Ehrlich
Is Your Mama a Llama?
 by Deborah Guarino
Day the Goose Got Loose
 by Reeve Lindbergh
Liverwurst is Missing
 by Mercer Mayer
Day Jimmy's Boa Ate
 the Wash
 by Trinka Hakes Noble
Jimmy's Boa and the Big
Splash Birthday Bash
 by Trinka Hakes Noble
Jimmy's Boa
Bounces Back
 by Trinka Hakes Noble
Englebert the Elephant
 Tom Paxton
How Much is a Million?
 by David M. Schwartz
If You Made a Million
 by David M. Schwartz
Ten Alarm Camp-Out
 by Cathy Warren

(name and address)

Books written by others with
Steven Kellogg illustrations

Most Delicious
Camping Trip Ever
 by Alice Bach
A My Name is Alice
 by Jane Bayer
Leo, Zach and Emmie
 by Amy Ehrlich
Leo, Zach and Emmie
 Together Again
 by Amy Ehrlich
Is Your Mama a Llama?
 by Deborah Guarino
Day the Goose Got Loose
 by Reeve Lindbergh
Liverwurst is Missing
 by Mercer Mayer
Day Jimmy's Boa Ate
 the Wash
 by Trinka Hakes Noble
Jimmy's Boa and the Big
Splash Birthday Bash
 by Trinka Hakes Noble
Jimmy's Boa
Bounces Back
 by Trinka Hakes Noble
Englebert the Elephant
 Tom Paxton
How Much is a Million?
 by David M. Schwartz
If You Made a Million
 by David M. Schwartz
Ten Alarm Camp-Out
 by Cathy Warren

(name and address)

Books written by others with
Steven Kellogg illustrations

Most Delicious
Camping Trip Ever
 by Alice Bach
A My Name is Alice
 by Jane Bayer
Leo, Zach and Emmie
 by Amy Ehrlich
Leo, Zach and Emmie
 Together Again
 by Amy Ehrlich
Is Your Mama a Llama?
 by Deborah Guarino
Day the Goose Got Loose
 by Reeve Lindbergh
Liverwurst is Missing
 by Mercer Mayer
Day Jimmy's Boa Ate
 the Wash
 by Trinka Hakes Noble
Jimmy's Boa and the Big
Splash Birthday Bash
 by Trinka Hakes Noble
Jimmy's Boa
Bounces Back
 by Trinka Hakes Noble
Englebert the Elephant
 Tom Paxton
How Much is a Million?
 by David M. Schwartz
If You Made a Million
 by David M. Schwartz
Ten Alarm Camp-Out
 by Cathy Warren

(name and address)

Books written by others with
Steven Kellogg illustrations

Most Delicious
Camping Trip Ever
 by Alice Bach
A My Name is Alice
 by Jane Bayer
Leo, Zach and Emmie
 by Amy Ehrlich
Leo, Zach and Emmie
 Together Again
 by Amy Ehrlich
Is Your Mama a Llama?
 by Deborah Guarino
Day the Goose Got Loose
 by Reeve Lindbergh
Liverwurst is Missing
 by Mercer Mayer
Day Jimmy's Boa Ate
 the Wash
 by Trinka Hakes Noble
Jimmy's Boa and the Big
Splash Birthday Bash
 by Trinka Hakes Noble
Jimmy's Boa
Bounces Back
 by Trinka Hakes Noble
Englebert the Elephant
 Tom Paxton
How Much is a Million?
 by David M. Schwartz
If You Made a Million
 by David M. Schwartz
Ten Alarm Camp-Out
 by Cathy Warren

(name and address)

Program Ideas

featuring the works of Steven Kellogg

Boas

- ★ Read **The Day Jimmy's Boa Ate the Wash** by Trinka Hakes Noble.

This is particularly effective if done by two people, one reading the lines of the mother, the other reading the lines of the girl returning from the field trip.

- ★ Discuss boa constrictors. The children will probably have some information on these snakes. Show the children pictures of various types of snakes. Use **Amazing Snakes** by Alexandra Parsons or some other snake book you like.

- ★ Read "Boa Constrictor" on page 45 of **Where the Sidewalk Ends** by Shel Silverstein.

- ★ Make paper plate snakes.

Materials:

- ★ Paper plates, the thin inexpensive variety
- ★ Crayons, markers
- ★ Scissors
- ★ String
- ★ Pens/pencils

Procedure:

- ★ Before the program, draw spirals on the plates using a thin line marker. Start at the center and move outward. You'll want to end with a nice tapering tail that extends to the very edge of the plate.
- ★ Have the children decorate the plates in patterns that might be seen on a snake's skin. Triangles, diamonds and stripes all work well. You will need to model this pattern making for the children before they begin.
- ★ Carefully cut along the pre-drawn line.
- ★ Using a pen/pencil point, make a small hole in the center of the plate. This is the snake's head. Insert a piece of string into the hole and knot it.
- ★ Children can hold the string and turn around in a circle to see their snakes twirl. When the snake is hung from a tree, the wind will cause the same twirling motion.

- ★ If time allows, you might want to view the film, **A Boy and a Boa** or read other stories about snakes such as **Python's Party** by Brian Wildsmith.

Johnny Appleseed

- ★ Read Steven Kellogg's **Johnny Appleseed** aloud to the children.
- ★ Discuss the adventures Johnny might have had traveling on foot across the country.
- ★ Make a list of foods that come from apples. (Apple pie, apple juice, caramel apples)
- ★ Display several different types of apples. Point out the identifying features of each type. If you need help with this, use **The Amazing Apple Book** by Paulette Bourgeois.
- ★ Cut several of the apples in half around the middle. (Not from the stem downward, but around the 'equator' of the apple.) You will find that the core and seed casings make a star shape.
- ★ Make apple prints.

Materials:

- ★ Red, green and yellow apples cut in half around the 'equator.'
- ★ Red, green and yellow tempera paint
- ★ Small aluminum pie plates
- ★ Paper to print on
- ★ Paper towels

Procedure:

- ★ Fold a paper towel to fit into the bottom of each pie plate. Put a small amount of paint on each paper towel. (Think of this as a homemade ink pad; it will help control the amount of paint that goes onto each apple.)
- ★ Place an apple half into each pie plate. Apple colors and paint colors should correspond. (This will help discourage the children from moving a red apple with red paint to a yellow pie plate.)
- ★ Children print designs of their own choosing using the 'apple stars.'

★ If time allows read other books about John Chapman and/or apples and appletrees such as **Johnny Appleseed** by Reeve Lindberg, **Seasons of Arnold's Appletree** by Gail Gibbons or the Johnny Appleseed story on page 27 of **American Tall Tales** by Mary Pope Osborne.

★ Sing 'Apples and Bananas' which can be found in **The 2nd Raffi Songbook**, page 70 or **Kids Songs**, page 32.

★ End the program with a slice of apple for each person to eat.

Jack and the Beanstalk

★ Read Steven Kellogg's new version of **Jack and the Beanstalk**.

★ Compare this book to other editions of the story you may have in your collection. How is the telling different? How are the illustrations different? Which one do the children like best?

★ Make a list of different types of beans, starting with magic beans and moving on to lima beans, pinto beans, etc.

★ Prepare a jar and sprout some beans. If you need help with this, look on page 25 of **Beans and Peas** by Susanna Miller. (In addition to preparing a bean sprouting jar with the children, you might want to make one a few days ahead so that the children can see what is going to happen.)

★ Have each child in attendance plant a bean. You'll need bean seeds, potting soil, paper cups and a water source. (Again, you might want to plant a seed ahead of time so that the children can see what to expect.)

★ Sing 'Oats and Beans and Barley' found on page 13 of the **2nd Raffi Songbook**.

'Beans in my Ears' is another song to try.

My mother said not to put beans in my ears,

Beans in my ears, beans in my ears,

My mother said not to put beans in my ears,

Beans in my ears.

Additional verses:

Gnats in my nose,

Mud in my mouth,

What's that you say, I've got beans in my ears.

- ★ Make bean mosaics.

Materials:

- ★ Heavy paper, posterboard squares or paper plates
- ★ Pencils
- ★ Glue
- ★ An assortment of dried beans in various colors and sizes

Procedure:

- ★ Children draw picture or design on their paper
- ★ Spread glue over a small area of the picture and fill in with beans
- ★ Continue until all the design is filled in the beans

Texas Bluebonnet Award

and the Texas Reading Club

The Texas Bluebonnet Award program was established in 1979 to encourage Texas children to read more books, explore a variety of current titles, develop powers of discrimination and identify their favorites. In order to participate in the process, children must read at least five books on the Master List. This Master List is developed each year by a committee of school and public librarians under the auspices of the Texas Library Association (TLA). Voting takes place in registered schools in January. The reading club is a perfect venue to spotlight the Bluebonnet nominees for the coming year.

As this manual goes to press, the Master List for 1992-93 is still in development and not available for publication. However, by the time the manual is in your hands, the list will be ready and can be acquired from the Texas Library Association, 3355 Bee Cave Road, Suite 603, Austin, TX 78746.

- ★ Incorporate the Bluebonnet Nominees into any and all phases of the reading club where appropriate. Add these books to the bibliographies, displays and programs. For example, if a book about Alaska appears on the list, use it in the Seven Continents chapter. If a book about deserts is named to the list, add it to the Globe Trekkers chapter.
- ★ If your public library cannot buy all the TBA Master List titles, cooperate with local school librarians to provide multiple copies of these

books during the summer. If funds are very tight, and borrowing from local schools is not feasible, consider buying a portion of the list, eight to ten titles. This way children can still enjoy the fun of Bluebonnet without using all of your book budget.

- ★ Remember that students need to read, or listen to, only five of the titles to be eligible to vote. Encourage children to read all five of these during the summer months. If you have children who do read five Bluebonnets, acknowledge this accomplishment by putting a TBA spine label on their reading club certificates. (These spine labels are available from the TLA office.)

- ★ Booktalk the TBA titles during your summer programs. Encourage discussion among the children of the Bluebonnet books they have read. You might even start a Bluebonnet discussion group. Participants would all need to read or listen to the same title in preparation for the discussion and be prepared to talk about why they do or do not like a particular title.

- ★ Former Bluebonnet nominees and winners can also be featured in your summer programs. Just to refresh your memory, the winners are listed below.
 - 1991 **Aliens for Breakfast** by Etra and Spinner
 - 1990 **There's a Boy in the Girl's Bathroom** by Sachar
 - 1989 **Wait till Helen Comes** by Hahn
 - 1988 **Christina's Ghost** by Wright
 - 1987 **Hot and Cold Summer** by Hurwitz
 - 1986 **Dollhouse Murders** by Wright
 - 1985 **Skinnybones** by Park
 - 1984 **Nothing's Fair in Fifth Grade** by DeClements
 - 1983 **Dog Called Kitty** by Wallace
 - 1982 **Superfudge** by Blume
 - 1981 **Ramona and Her Father** by Cleary

- ★ Have a special Bluebonnet Read Aloud event. This can be a one time program, or a weekly offering. It is likely that many of the Bluebonnet titles will lend themselves to extension activities, such as music or crafts. Be creative in your thinking. Find ways to make these titles memorable and fun.

Book and Periodical Resources

The following books and periodicals were used in the development of this manual. These resources may provide further usefulness in planning and developing your summer reading program.

Author Series

H. W. Wilson

This work, currently in six volumes, provides autobiographical information about children's book authors and illustrators. Most entries include a photograph. Volumes include:

The Junior Book of Authors; edited by Stanley J. Kunitz and Howard Haycraft, 2nd revised edition, 1951.

More Junior Authors; edited by Muriel Fuller, 1963.

Third Book of Junior Authors; edited by Doris de Montreville and Donna Hill, 1972.

Fourth Book of Junior and Illustrators; edited by Doris de Montreville and Elizabeth D. Crawford, 1978.

Fifth Book of Junior Authors & Illustrators; edited by Sally Holmes Holtze, 1983.

Sixth Book of Junior Authors & Illustrators; edited by Sally Holmes Holtze, 1989.

Children's Catalog, 16 edition.

H. W. Wilson, 1991. Juliette Yaakov, editor.

This selection tool provides a list of recommended titles divided into four areas: Dewey number, Fiction, Story Collections, and Easy (picture books).

The Elementary School Library Collection: A Guide to Books and Other Media, Phases 1, 2, 3.

Brodart, 1965, revised biennially (current edition, 1990).

A core list of books for the elementary school, the entries provide full cataloging information, reading and interest level, and annotations.

Gallant, Jennifer Jung.

Best Videos for Children and Young Adults

ABC-CLIO, 1990.

An annotated listing of non-theatrical videos released since 1970.

Gillespie, John T. and Corinne J. Naden, editors.

Best Books for Children: Preschool Through Grade 6, 4th edition.

Bowker, 1990.

Entries are arranged under eight headings such as literature, history and geography, and recreation. Useful for readers advisory and collection development.

Grayson, Marion, F.

Let's Do Fingerplays

Luce, 1962.

Illustrated by Nancy Weyl. Classic and well-known fingerplays are organized around a child's life.

Kobrin, Beverly.

Eyeopeners! How to Choose and Use Children's Books About Real People, Places and Things.

Viking, 1988.

An annotated list of non-fiction titles, arranged by subject, that lends itself to making non-fiction books more useful in library programming.

Lima, Carolyn W.

A to Zoo: Subject Access to Children's Picture Books, 3rd. edition.

Bowker, 1989.

Subject headings are easy to use and tend to be listed the way people ask for information.

Oppenheim, Joanne, Barbara Brenner, and Betty D. Boegehold. **Choosing Books for Kids: How to Choose the Right Book for the Right Child at the Right Time.**

Ballantine, 1986.

Book titles are recommended for children, divided into the following age groups: Toddlers, Three and Four-Year-Olds, Fives, Sixes and Sevens, Eights and Nines, and Ten-to-Twelve-Year-Olds. The development of the child is discussed in each of these sections and books are recommended that are appropriate for the age level.

Pilla, Marianne Laino.

Resources for Middle-Grade Reluctant Readers.

Libraries Unlimited, 1987.

Describes the reluctant reader, provides instruction for selection for this group, ideas for motivating the reluctant reader, and includes an annotated bibliography of books, magazines and software.

Thomas, Rebecca. **Primary Plots: A Book Talk Guide for Use With Readers Ages 4 - 8.**

Bowker, 1989.

A useful tool for summaries of books, activities, and lists of related materials.

Ruff, Ann, coordinating editor. **Texas Family Style, Second Edition.**

Lone Star Books, 1988.

This guidebook divides Texas into four sections. It is for parents who travel with children.

Periodicals for Professional Use

Book Links

50 East Huron Street
Chicago, IL 60611

Published bimonthly by Booklist Publications, an imprint of the American Library Association. Its mission is to help interested adults connect children and books. Offerings include bibliographies on timely topics, in-depth interviews with authors, and Early Books, a feature especially designed for the preschool teacher and librarian. Recent topics useful for planning 1992 programs include: Polar Regions, 11/15/90; Start Your Day with Kelloggs, 5/91; and Hands and Feet, 7/91.

The Horn Book Guide

14 Beacon Street
Boston, MA 02108

Published twice a year in March and September by The Horn Book, Incorporated. It provides critical reviews of all hard cover trade children's and young adult books published in the previous season. Titles are arranged by grade level, genre and subject.

Periodicals for Children

Cobblestone: the History Magazine for Young People.

Cobblestone Publishing, Inc.
30 Grove Street
Peterborough, NH 03458-1454

Published monthly for the elementary/middle school age child. Each issue presents a facet of U.S. history using stories, biographies, firsthand accounts, games and recipes. A list of sources for further information is included in each issue. In addition to the subscription for monthly issues, back issues are available back to 1980. Many of the issues would be useful for Discover The New World of Reading.

Faces

Cobblestone Publishing
20 Main Street
Peterborough, NH 03458-9976

Published monthly for the upper elementary and middle-school-age child. It is published in cooperation with the American Museum of Natural History.

Kids Discover

P. O. Box 54206
Boulder, CO 80232-4206

Published ten times a year for the six to ten year old child. The goal of the publication is to nourish natural curiosity about the world around us. Each issue is theme oriented. (The August/September 1991 issue theme is the North and South Poles.)

National Geographic World

Department 00880
17th and M Streets, N.W.
Washington, DC 20036

Published monthly for ages 8 - 13. Printed with full color pictures on glossy paper, this publication explores the world of information in the areas of natural science, sports, and other subjects of interest to children.

Ranger Rick's Nature Magazine

National Wildlife Federation
1412 16 Street, N.W.
Washington, DC 20036

Published monthly for children ages 6 - 12.

Stories, activities and information presented help children learn about the environment.

Addresses

Australian Consulate
1990 Post Oak Boulevard, Suite 800
Houston, TX 77056

The Australian Consulate offers information, maps and free films about Australia.

Exxon
200 Park Avenue
Florham Park, NJ 07932
Lawrence G. Rawl, CEO

National Wildlife Federation
1412 16th Street, NW
Washington, DC 20036

Texas Travel and Information Division
Box 5064
Austin, TX 78763

Suppliers


Upstart
Box 889
Hagerstown, MD 21741
1-800-448-4887

This catalog offers special promotional materials specifically for libraries. They have interesting 'Discover the New World' posters and other promotional materials.

Shapes, Etc.
8840 Route 36
P. O. Box 400
Dansville, NY 14437
1-800-888-6580

This catalog offers notepads in many shapes and sizes. Of particular interest for Discover the New World of Reading are map pads. These 11" x 17" pads of the world, continents and USA show boundaries and geographic features. Also available are pads, in different sizes, in the shape of the United States and Texas.

Bibliography



Discover the New World of Reading

Chapter Nine

Bibliography

Alphabetic listing of all books in the manual

Argentina...In Pictures

Lerner 1988

A picture geography of Argentina for older readers.

Non-fiction, Older

Chapter 7 Page 96

Aardema, Verna

Bringing the Rain to Kapiti Plain

Dial 1981

Illustrated by Beatriz Vidal. The rhymed text of this cumulative tale, tells how the rain was brought to the African plain. Reading Rainbow #4/104.

Picture Book

Chapter 4,7 Page 72, 98

Aardema, Verna.

Why Mosquitos Buzz in People's Ears

Dial 1975

Illustrated by Leo and Diane Dillon. The life of a single mosquito has long ranging consequences. Caldecott Medal, 1976.

Picture Book

Chapter 7 Page 98

Adler, David A.

Picture Book of Christopher Columbus

Holiday House 1991

Brief account of the life and work of Christopher Columbus featuring full color illustrations. Adler has written similar biographies of George Washington, Abraham Lincoln, Martin Luther King, Jr. and others.

Biography

Chapter 1 Page 14

Adler, David A.

Redwoods are the Tallest Trees

Harper 1978

Illustrated by Kazuo Mizumura. Information is provided about the California redwood trees as told by a young boy.

Non-fiction, Younger

Chapter 4 Page 70

Alexander, Ellen

Llama and the Great Flood

Harper 1989

A llama's dream saves his master.

Folklore

Chapter 7 Page 96

Alexander, Martha

No Ducks in Our Bathtub

Dial 1973

Young David's desire for a pet leads him to acquire 105 'fish' eggs. While the family is away on vacation, to his parents chagrin and David's delight, the fish become frogs.

Picture Book

Chapter 3 Page 48

Aiiki

My Five Senses

Crowell 1989

A simple introduction to the senses and how they work. Revised from the 1962 edition. 'Let's Read and Find Out' series.

Non-fiction, Younger

Chapter 2 Page 28, 37

Aiid

My Hands
Harper 1990
Revised from the 1962 edition. Children show the parts of the hands and various things we can accomplish with our hands. Multicultural.
Picture Book
Chapter 2 Page 55

Aiper, Ann Fitzpatrick

Forgotten Voyagers: the Story of Amerigo Vespucci
Caroi rhoda 1991
Story of the Italian explorer who unknowingly gave his name to two continents.
Biography
Chapter 1 Page 14

Ancona, George

Riverkeeper
Macmillan 1990
The work of John Cronin, warden of the Hudson River, or Riverkeeper, is presented in enough detail to understand the problem of river pollution.
Non-fiction, Older
Chapter 4 Page 64

Andersen, Hans Christian

Snow Queen
Dial 1982
Illustrated by Susan Jeffers. Other editions are available illustrated by Errol LeCain or Richard Hess.
Picture Book
Chapter 7 Page 108

Andersen, Hans Christian

Thumbelina
Dial 1979
Retold by Amy Ehrlich. Illustrated by Susan Jeffers.
Picture Book
Chapter 7 Page 108

Ugly Duckling

Macmillan 1987
Retold by Mariana Meyer. Illustrated by Thomas Locker. Many versions are available of this classic story.
Picture Book
Chapter 7 Page 108

Wild Swans

Dial 1981
Retold by Amy Ehrlich. Illustrated by Susan Jeffers.
Picture Book
Chapter 7 Page 108

Anderson, Joan

Harry's Helicopter
Morrow 1990
Photographs by George Ancona. Harry's cardboard helicopter gives him a wonderful ride over New York City.
Picture Book
Chapter 5 Page 82

Andrews, Jan

Very Last First Time
Macmillan 1986
Eva's first attempt at gathering shellfish underneath the frozen ice almost ends in disaster. An environment foreign to most children is detailed in this story of Inuit life.
Picture Book
Chapter 7 Page 100

Apfel, Neda H.

Voyager to the Planets
Clarion 1991

This is an accessible and lively description of the exploration and discoveries of the Voyager spacecraft. NASA photographs.

Non-fiction, Older
Chapter 1 Page 14

Ardizzone, Edward

Little Tim and the Brave Sea Captain
Penguin 1982

In this first of six books, Tim is a stowaway aboard a ship at sea.

Picture Book
Chapter 5 Page 81

Arnold, Caroline

Cheetah
Morrow 1989

Photographs by Richard Hewett. This photo essay explores the life of cheetahs in the wild and in captivity for younger readers.

Non-fiction, Younger
Chapter 4, 7 Page 98

Maps and Globes, Fun, Fact and Activities

Watts 1984

An introduction to maps and globes that includes activities for learning to use them.

Non-fiction, Older
Chapter 1 Page 14

Arnold, Caroline

Penguin
Morrow 1988

Two baby penguins, born at the San Francisco Zoo, are the focus of this title.

Non-fiction, Older
Chapter 7 Page 102

Walk in the Desert
Silver Burdett 1990

Illustrated by Freya Tanz. A guided tour of life in the desert. 'First Facts' series.

Non-fiction, Younger
Chapter 4 Page 66

Walk on the Great Barrier Reef
Carolrhoda 1988

The exploration of Australia's great natural wonder.

Non-fiction, Older
Chapter 5, 7 Page 78, 104

Arnosky, Jim

Crinkleroot's Guide to Walking in Wild Places

Bradbury 1990

Crinkleroot takes us on a lively tour of nature along a brook and through the woods.

Non-fiction, Younger
Chapter 4 Page 70

Asch, Frank

Just Like Daddy
Prentice-Hall 1981

A small bear imitates his father in everything except Daddy's inability to catch a big one on the family fishing trip.

Picture Book
Chapter 3 Page 52

Ashby, Gwynneth

Take a Trip to Japan

Watts 1981

General facts are given about Japan.

Non-fiction, Older

Chapter 7 Page 106

Asimov, Isaac

How Did We Find Out About Antarctica?

Walker 1979

The title aptly describes this cumulation of people, research and knowledge about Antarctica.

Non-fiction, Older

Chapter 7 Page 102

Atkinson, Ian

Viking Ships

Lerner 1980

Recounts the activities of the Vikings in Europe.

Non-fiction, Older

Chapter 7 Page 108

Atwater, Richard

Mr. Popper's Penguins

Little, Brown 1938

Illustrated by Robert Lawson. This story is a great read-aloud about a dozen penguins who take over Mr. Popper's house. Newbery Honor Book, 1939.

Fiction

Chapter 7 Page 102

Avi

True Confessions of Charlotte Doyle

Orchard 1990

Thirteen-year-old Charlotte finds herself the only female aboard the ship taking her home to her family in America. This is a high adventure story. Newbery Honor Book, 1991

Fiction

Chapter 1, 5 Page 15, 81

Bach, Alice

Most Delicious Camping Trip Ever

Harper 1976

Illustrated by Steven Kellogg. Two bear cubs and their aunt have fun on a camping trip.

Picture Book

Chapter 8 Page 112

Back, Christine and Barrie Watts

Spider's Web

Silver Burdett 1986

Full page photographs accompany text and drawings to explain how a garden spider spins its web.

Non-fiction, Younger

Chapter 3 Page 50

Baker, Alan

Two Tiny Mice

Dial 1991

Through realistic drawings, two field mice explore the woods and fields, seeing many animals before returning to their nest.

Picture Book

Chapter 3 Page 56

Baker, Jeannie

One Hungry Spider

Dutton 1983

Counting book that features the activities of spiders.

Picture Book

Chapter 3 Page 50

Where The Forest Meets The Sea
Greenwillow 1987

Father and son camping in the Australian rain forest wonder about the future of this delicate eco-system. Also available on video. (See Audiovisual Resources)

Picture Book

Chapter 4, 7 Page 60, 104

Ballard, Robert

Exploring the Titanic

Scholastic 1988

A fascinating account of the search for the Titanic. Bluebonnet List, 90-91.

Non-Fiction, Older

Chapter 1 Page 15

Bang, Molly

Ten, Nine, Eight

Greenwillow 1983

A simple counting/bedtime story showing the love between a young girl and her father. Caldecott Honor Book, 1984.

Picture Book

Chapter 2 Page 26

Barber, Antonia

Mousehole Cat

Macmillan 1990

Illustrated by Nicola Bayley. Mowzer the cat and her master, the fisherman, brave a winter storm to bring fish to the starving villagers.

Picture Book

Chapter 1 Page 15

Barracca, Debra and Sal

Adventures of Taxi Dog

Dial 1990

Illustrated by Mark Buehner. A stray dog is adopted by a New York City taxi driver.

Picture Book

Chapter 5 Page 79

Barrett, Norman

Airliners

Watts 1985

Color photographs and descriptions of various aircraft.

Chapter 5 Page 82

Barrett, Norman S.

Seals and Walruses

Watts 1991

Depicts the habitat, feeding habits and life cycle of seals and walruses. Includes a photograph of the Antarctic Fur Seal. 'Picture Library' series.

Non-fiction, Younger

Chapter 7 Page 102

Bartoli, Jennifer

Snow on Bear's Nose

Whitman 1976

Illustrated by Takeo Ishida. This Japanese moon bear does not want to hibernate with her mother and sibling.

Picture Book

Chapter 7 Page 106

Barton, Byron

Airport

Harper 1982

A basic view of an airport.

Picture Book

Chapter 5 Page 82

Boats

Harper 1986

Both fun and functional boats are featured in simple text and bold colors.

Picture Book

Chapter 5 Page 81

I Want to Be an Astronaut

Crowell 1988

Bold graphics are used to tell of the excitement of space travel and of a child's desire to be an astronaut.

Picture Book

Chapter 1, 5 Page 14, 83

Bash, Barbara

Desert Giant

Sierra Club 1989

Subtitled 'The World of the Saguaro Cactus.' A description is provided of life inside the giant saguaro cactus.

Bluebonnet List, 90-91. Reading Rainbow #62/607.

Non-fiction, Younger

Chapter 4 Page 66

Urban Roosts

Sierra Club 1990

Introduction to the habits and habitats of city-dwelling birds.

Non-fiction, Younger

Chapter 3 Page 54

Bason, Lillian

Those Foolish Molboes

Coward 1977

Illustrated by Margot Tomes. A silly story from Denmark.

Easy Reader

Chapter 7 Page 108

Bayer, Jane

A My Name Is Alice

Dial 1984

Illustrated by Steven Kellogg. Alphabet rhyme featuring animals from around the world.

Picture Book

Chapter 8 Page 112

Baylor, Byrd

Desert Voices

Macmillan 1981

Illustrated by Peter Pamall. Poems from the desert.

Picture Book

Chapter 4 Page 66

Beall, Pamela Conn and Susan Nipp

Wee Sing

Wee Sing 1977

This collection of familiar songs and fingerplays is a great source of musical activities for preschool programming.

Professional

Chapter 2 Page 28

Beals, Carleton

Incredible Incas

Harper 1974

A history of Inca life.

Non-fiction, Older

Chapter 7 Page 96

Beatty, Patricia

Jonathan Down Under

Morrow 1982

A story set during the Australian gold rush of 1851.

Fiction

Chapter 7 Page 104

Behn, Harry, translator

Cricket Songs: Japanese Haiku

HBJ 1964

These nature poems, translated from Japanese masters, suggest the seasons of the year.

Poetry Collection

Chapter 7 Page 106

Bell, Neill

The Book of Where or How to be Naturally Geographic

Little, Brown 1982

A wacky look at where you are. 'Brown Paper School Book' series.

Non-fiction, Older

Chapter 1, 5 Page 14, 78

Bellamy, David

How Green Are You?
Clarkson Potter 1991
Illustrated by Penny Dann. Text and pictures are packed with information and projects about ecology and environmental concerns. Specific information on how children and their families can conserve energy, protect wildlife and reduce pollution is given.
Non-fiction, Older
Chapter 4 Page 60

Benchley, Nathaniel

Red Fox and His Canoe
Harper 1964
Illustrated by Arnold Lobel. Red Fox fills his canoe so full that it capsizes.
Easy Reader
Chapter 5 Page 81

Snorri and the Strangers
Harper 1976
Illustrated by Don Bolognese. An adventure story featuring the first white child born in America.
Easy Reader
Chapter 7 Page 108

Bennett, Olivia

A Family in Brazil
Lerner 1986
Brazilian culture is described through the life of a child.
Non-fiction, Older
Chapter 7 Page 96

Benson, Patrick

Little Penguin
Philomel 1980
Pip, a Adelle penguin, envies the size of the larger Emperor penguins, until she meets William, a sperm whale.
Picture Book
Chapter 7 Page 102

Beskow, Elsa

Pelle's New Suit
Harper 1929
Set in Sweden, this story tells how a boy gets a new suit, from shearing to sewing.
Picture Book
Chapter 7 Page 108

Bierhorst, John

Doctor Coyote
Macmillan 1987
Aesop retold by the Aztecs. Bluebonnet List, 90-91.
Folklore Collection
Chapter 4 Page 66

Bierhorst, John, ed.

In the Trail of the Wind
Farrar 1971
North and South American Indian chants, songs, and prayers.
Folklore Collection
Chapter 7 Page 96

Bisel, Sara C.

Secrets of Vesuvius
Scholastic 1991
Description of the eruption of Mount Vesuvius in A.D. 79, accompanied by fictionalized account of the human victims. "Time Quest" series.
Non-fiction, Older
Chapter 4 Page 68

Blood, Charles and Martin Link

The Goat in the Rug
Four Winds 1976

*Illustrated by Nancy Winslow Parker.
Geraldine, a goat, describes the entire
process of making a Navaho rug.*

Picture Book
Chapter 4 Page 66

Blunden, Godfrey

Land and People of Australia
Harper 1972

*A historical and geographical look at
Australia today. (This series is being
updated.)*

Non-fiction, Older
Chapter 7 Page 104

Blumberg, Rhoda

**Commodore Perry in the Land of the
Shogun**
Lothrop 1985

*A description is provided of the
mysterious land Perry found in 1855.
Newbery Honor Book, 1986.*

Non-fiction, Older
Chapter 7 Page 106

Bodsworth, Nan

Nice Walk in the Jungle
Viking 1989

*Miss Jellaby takes her class on a walk
through a tropical forest. Unfortunately,
the students are swallowed, one by one,
by a large boa constrictor. Not to worry,
Miss Jellaby saves them all.*

Picture Book
Chapter 4 Page 60

Incredible Journey of Lewis and Clark
Lothrop 1987

*This book describes the expedition led by
Lewis and Clark to explore the western
part of this continent.*

Non-fiction, Older
Chapter 1 Page 14

Bond, Nancy

String in the Harp
Atheneum 1976

*The story of three American children
unwillingly transplanted to Wales. One
child finds a harp-tuning key that takes
him back in time. Newbery Honor Book,
1977.*

Fiction
Chapter 1 Page 15

Blume, Judy

Superfudge
Dutton 1980

*Humorous, realistic fiction with sure
appeal about a boy with a new home, a
pesky but lovable, little brother and a
new baby. Bluebonnet Winner, 1982.*

Fiction
Chapter 8 Page 117

Bonica, Diane

Hand-Shaped Art
Good Apple 1989

*Illustrated by Jan Renard. A year of
hand-shaped art projects are presented
along with suggested activities, books to
read, and suggestions for bulletin boards.*

Professional
Chapter 1, 4 Page 16, 71

Bonnors, Susan

Penguin Year

Delacorte 1981

Bonnors illustrated this brief account of penguin life at the South Pole.

Non-fiction, Younger

Chapter 7 Page 102

Brisson, Pat

Kate Heads West

Bradbury 1990

Kate's letters tell of her travels through Oklahoma, Texas, New Mexico, and Arizona.

Picture Book

Chapter 5 Page 79, 82

Bourgeois, Paulette

Amazing Apple Book

Addison-Wesley 1990

Describes, in simple text and line drawings, the history, cultivation and varied uses of apples.

Non-fiction, Older

Chapter 8 Page 114

Brockman, C. Frank

Trees of North America

Western 1968

A good, basic guide to North American trees.

Non-fiction, Older

Chapter 4 Page 71

Branley, Franklyn

Journey into a Black Hole

Harper 1986

Illustrated by Marc Simont. A guided tour through a black hole. 'Let's Read and Find Out' series.

Non-fiction, Younger

Chapter 1 Page 15

Broekel, Ray

Maps and Globes

Children's Press 1983

Briefly discusses maps, globes and map-related terms. 'New True' series.

Non-fiction, Younger

Chapter 1 Page 14

Volcanoes

Harper 1985

Illustrated by Marc Simont. Simple explanation of volcanoes. 'Let's Read and Find Out' series.

Non-fiction, Younger

Chapter 4 Page 68

Brown, Margaret Wise

Country Noisy Book

Harper 1940

Illustrated by Leonard Weisgard. Muffin the dog visits the farm and has a great time listening to country noises.

Picture Book

Chapter 2 Page 31

Brenner, Barbara

Faces

Dutton 1970

Simple, clear photographs introduce the senses to toddlers. Accessible to beginning readers for independent enjoyment.

Non-fiction, Younger

Chapter 2 Page 26, 28, 31, 37

Goodnight Moon

Harper 1947

Parents say this is the best bedtime story for two's. A little bunny says goodnight to everything in the room.

Picture Book

Chapter 2 Page 26

Brown, Margaret Wise

Indoor Noisy Book
Harper 1942

Illustrated by Leonard Welsgard. Muffin the dog is sick and can't be with his family. He can tell about their activities because of the noises he hears. Also use other books in the series, The Noisy Book, The Country Noisy Book, and The Summer Noisy Book.

Picture Book
Chapter 2 Page 31

Bryan, Ashley

Beat the Story Drum, Pum-Pum
Atheneum 1980

Five traditional stories from Nigeria including 'Why Bush Cow and Elephant are Bad Friends' and 'How Animals Got their Tails.' Source notes are included.

Folklore Collection
Chapter 7 Page 98

Sh-ko and His Eight Wicked Brothers
Macmillan 1988

Illustrated by Fumio Yoshimura. The youngest brother in this Japanese folktale is considered ugly. His kindness wins the princess.

Picture Book
Chapter 7 Page 106

Bulla, Clyde Robert

Down the Mississippi
Harper 1968

A boy's dream of working on the Mississippi River comes true as he travels from Minnesota to St. Louis on a log raft.

Fiction
Chapter 4 Page 64

Bunting, Eve

Man Who Could Call Down Owls
Macmillan 1984

Illustrated by Charles Mikolaycak. A fantasy about a man who could talk to owls. A dramatic and haunting fable of good and evil.

Picture Book
Chapter 3 Page 54

Burleigh, Robert

Flight
Philomel 1991

Illustrated by Mike Wimmer. Vivid and intense narrative of Lindbergh's flight across the Atlantic accompanied by illustrations that make him both heroic and human.

Picture Book
Chapter 5 Page 82

Bumford, Sheila

Incredible Journey
Atlantic/Little, Brown 1961

Three animals travel 250 miles through the wilderness to find their master.

Fiction
Chapter 4 Page 70

Bumle, David

Tree
Knopf 1988

Bright, clear photography and an imaginative layout enhances information about the tree. 'Eyewitness' series.

Non-fiction, Older
Chapter 4 Page 70

Bumingham, John

Mr. Gumpy's Motor Car

Harper 1976

Mr. Gumpy and his animals take a ride in his touring car.

Picture Book

Chapter 5 Page 79

Mr. Gumpy's Outing

Harper 1971

Mr. Gumpy takes an assortment of animals on a boat trip. Despite his admonishments, the animals misbehave and the boat tips.

Picture Book

Chapter 5 Page 81

Slam Bang

Viking 1985

A child has fun with words.

Picture Book

Chapter 2 Page 31

Byars, Betsy

Trouble River

Viking 1969

Dewey rescues grandma from the Indians by building a raft and floating her down the river to safety.

Fiction

Chapter 4 Page 64

Caines, Jeannette.

Just Us Women

Harper 1982

A girl and her aunt anticipate a wonderful car trip to North Carolina.

Picture Book

Chapter 5 Page 79

Cameron, Ann

Most Beautiful Place in the World

Knopf 1988

Juan, a young boy in Guatemala, lives with his grandmother and longs to be allowed to go to school.

Fiction

Chapter 4 Page 62

Cameron, Eleanor

Wonderful Flight to the Mushroom Planet

Little, Brown 1954

Two boys blast off on a spaceship with Mr. Bass.

Fiction

Chapter 5 Page 82, 83

Carle, Eric

Do You Want to be My Friend?

Harper 1971

A mouse asks various tails if they will be his friend. Children love to guess the animal belonging to the tail pictured.

Picture Book

Chapter 2 Page 28

Mixed-Up Chameleon

Pantheon 1975

After trying on body parts of an assortment of zoo animals, a chameleon learns that being himself is best.

Picture Book

Chapter 3 Page 46, 47

Very Busy Spider

Philomel 1984

Despite interruptions from a variety of farm animals, a spider spends a busy day successfully spinning a web.

Picture Book

Chapter 3 Page 50, 51

Carle, Eric

Very Hungry Caterpillar

Putnam 1969

Useful to present counting, days of the week, food, a simple science lesson.

Picture Book

Chapter 2 Page 35

Caseley, Judith

Molly Pink Goes Hiking

Greenwillow 1985

Molly's family hiking trip is marred by her dislike of Robert, who unexpectedly joins them.

Picture Book

Chapter 5 Page 78

Carle, Eric

Eric Carle's Animals, Animals

Philomel 1989

Collection of animal poems that feature Carle's distinctive illustrations.

Poetry Collection

Chapter 3 Page 54

Casey, Bridg and Wendy Haugh

Sled Dogs

Dodd, Mead 1983

Provides information about sled dog breeds, how they are bred and trained for the sport of sled dog racing.

Non-fiction, Older

Chapter 7 Page 100

Carrick, Carol

Left Behind

Ticknor 1988

On a class field trip, Christopher is left behind in the urban wilderness of the subway stop.

Picture Book

Chapter 1 Page 15

Cather, Willa

My Antonia

Houghton 1946

Life growing up on the prairies of Nebraska told from the perspective of Jem, who lives with his grandparents. Antonia, who he admires greatly, is the daughter of a neighboring Bohemian family, the Shimerdas.

Fiction

Chapter 4 Page 72

Sleep Out

Houghton 1973

The story of a boy's first campout.

Picture Book

Chapter 5 Page 78

Caudill, Rebecca

Wind, Sand and Sky

Dutton 1976

Illustrated by Donald Carrick. Collection of Haiku poetry.

Poetry Collection

Chapter 4 Page 66

Carter, William

South America

Watts 1983

A historical and geographical survey of South America.

Non-fiction, Older

Chapter 7 Page 96

Cendrars, Blaise

Shadow
Macmillan 1982
Translated and illustrated by Marcla Brown. Shadows are explored in African tradition. Caldecott Medal, 1983.
Picture Book
Chapter 7 Page 98

Chaisson, John

African Journey
Bradbury 1987
Describes how nature dictates the way of life for the people in six different regions of Africa. Illustrated with color photographs.
Non-fiction, Older
Chapter 7 Page 98

Challand, Helen J.

Volcanoes
Children's Press 1985
Describes the types, causes and occurrences of volcanic eruptions. 'New True' series.
Non-fiction, Younger
Chapter 4 Page 68

Cheney, Theodore A. Rees

Living in Polar Regions: A Cultural Geography
Watts 1987
An examination of environmental and cultural problems encountered by those living in a cold climate.
Non-fiction, Older
Chapter 7 Page 100

Cherry, Lynne

Great Kapok Tree
HBJ 1990
Subtitled 'A Tale of the Amazon Rain Forest.' Animals in a rain forest persuade a man not to cut down a kapok tree.
Picture Book
Chapter 4, 7 Page 60,96

Chess, Victoria

Alfred's Alphabet Walk
Greenwillow 1979
Alfred learns the alphabet on his 'alphabet' walk.
Picture Book
Chapter 5 Page 78

Chetwin, Grace

Gom on Windy Mountain
Lothrop 1986
A fantasy featuring Gom, who communes with animals and nature.
Fiction
Chapter 4 Page 62

Clark, Ann Nolan

Secret of the Andes
Viking 1952
The story of a young Inca boy in Peru. Newbery Award, 1953.
Fiction
Chapter 7 Page 96

Clarke, Barry

Amazing Frogs and Toads
Knopf 1991
Photographs by Jerry Young. Words and photographs provide an introduction to the world of frogs and toads. 'Eyewitness Juniors' series.
Non-Fiction, Younger
Chapter 5 Page 48

Cleary, Beverly

Ramona and Her Father
Morrow 1977

Ramona is in second grade when her father loses his job. Ramona and her family suffer serious yet humorous setbacks, but manage to carry on. Bluebonnet Winner, 1981. Newbery Honor Book, 1978.

Fiction

Chapter 8 Page 117

Clements, Andrew

Big Al
Picture Book Studio 1988

Illustrated by Yoshi. Big Al is a friendly, but ferocious looking fish who longs to make friends. When the smaller and prettier fish are caught in a net, it's Big Al to the rescue.

Picture Book

Chapter 3 Page 52

Clifford, Eth

Remembering Box
Houghton 1985

A special relationship between a boy and his grandmother is explored through her special box.

Fiction

Chapter 5 Page 35

Clouse, Nancy L.

Puzzle Maps, U.S.A.
Holt 1990

Uses maps of the fifty states, in various combinations, as a means of developing picture puzzles.

Non-fiction, Younger

Chapter 1 Page 14

Coatsworth, Elizabeth Jan

Cat Who Went to Heaven
Macmillan 1950

Illustrated by Lynd Ward. A miracle happens to a Japanese artist and his cat. Newbery Winner, 1951.

Fiction

Chapter 7 Page 106

Cobb, Vicki

This Place is High
Walker 1989

Culture, history, landscape, and animal life of the Andes region of Bolivia are described.

Non-fiction, Older

Chapter 4, 7 Page 62, 96

Cohen, Miriam

Born to Dance Samba
Harper 1984

Preparation for the carnival in Rio is the focus of this growing up story.

Fiction

Chapter 7 Page 96

Coie, Joanna

Cars and How They Go
Harper 1983

Illustrated by Gail Gibbons. A simple description of how cars work.

Non-fiction, younger

Chapter 5 Page 79

Magic School Bus Lost in the Solar System

Scholastic 1990

Illustrated by Bruce Degen. With a touch of humor, the solar system is thoroughly explored and explained.

Non-fiction, Younger

Chapter 1, 5 Page 15, 83

Collington, Peter

Angel and the Soldier Boy

Knopf 1987

A wordless fantasy about two figurines who thwart a raid on the piggy bank.

Picture Book

Chapter 1 Page 15

Conover, Chris

Wizard's Daughter

Little 1984

A Viking legend about a farm boy who rescues the wizard's daughter.

Picture Book

Chapter 7 Page 108

Conrad, Pam

My Daniel

Harper 1989

Julia, as the grandmother she is today, and the young girl she once was, tells the story of her brother Daniel's search for a dinosaur skeleton on the Nebraska prairie.

Fiction

Chapter 4 Page 72

Cooper, Michael

Racing Sled Dogs

Clarion 1988

Subtitled "An Original North American Sport." An informative work describing the sport of sled dog racing.

Non-fiction, Older

Chapter 7 Page 100

Cox, David

Bossyboots

Crown 1987

A wild west story set in Australia.

Picture Book

Chapter 7 Page 104

Crews, Donald

Freight Train

Greenwillow 1978

Various types of freight cars are described in bright colors as the train travels through the day and night, in the city and the countryside.

Picture Book

Chapter 5 Page 80

Truck

Greenwillow 1980

A truck loaded with tricycles makes its way from the inner city, through traffic, tunnels and rain as it heads east.

Picture Book

Chapter 5 Page 79

Crocker, Chris

Great American Astronauts

Watts 1988

Collective biography of the lives and careers of ten American astronauts highlighted with famous "firsts" in the U.S. space program.

Non-fiction, Older

Chapter 1 Page 14

Cross, Gilbert B.

Terror Train!

Atheneum 1987

Two brothers are caught up in a murder mystery as they travel by train from Chicago to Portland.

Fiction

Chapter 5 Page 80

Crossley-Holland, Kevin, ed.

Faber Book of Northern Folktales
Faber 1981
A collection of folktales from eleven Scandinavian countries.
Folklore Collection
Chapter 7 Page 108

D'Aulaire, Ingri and Edgar

D'Aulaire's Norse Gods and Giants
Doubleday 1967
Colorfully illustrated retellings of Norse mythology.
Folklore Collection
Chapter 7 Page 108

D'Aulaire's Trolls
Doubleday 1972
A presentation of the various kind of trolls.
Folklore Collection
Chapter 7 Page 108

Dahl, Roald

James and the Giant Peach
Knopf 1961
James has fantastic adventures with giant insect friends in a giant peach.
Fiction
Chapter 5 Page 82

Dalglish, Alice

Bears on Hemlock Mountain
Scribner's 1952
Illustrated by Helen Sewell. Jonathan discovers there are real bears on Hemlock Mountain. Newbery Honor, 1953.
Fiction
Chapter 4 Page 62

Daly, Niki

Not So Fast Songololo
Macmillan 1986
Malusi, who likes doing things slowly, accompanies his old granny to market in the city. A new pair of red stripe 'tackies' makes Malusi walk fast and proud. This intergenerational story presents a modern view of urban South Africa.
Picture Book
Chapter 7 Page 98

Davis, Deborah

Secret of the Seal
Crown 1989
Kyo lives in a remote Arctic settlement and has a seal for a friend.
Fiction
Chapter 7 Page 100

Day, Edward

John Tabor's Ride
Knopf 1989
Illustrated by Dirk Zimmer. John Tabor rides around the world on a whale.
Picture Book
Chapter 5 Page 81

De Roo, Ann

Scrub Fire
Atheneum 1980
Set in New Zealand, three children battle to survive a brush fire.
Fiction
Chapter 7 Page 104

DeClements, Barthe

Nothing's Fair in Fifth Grade
Viking 1981
Overweight Elsie has problems at home and problems at school. Finding friendship helps her solve these problems and loose weight. Bluebonnet Winner, 1984.
Fiction
Chapter 8 Page 117

DeFelice, Cynthia

Weasel

Macmillan 1990

Set in mid-nineteenth century Ohio, a boy is stalked by a cruel killer. Bluebonnet List, 91-92.

Fiction

Chapter 1 Page 15

Degen, Bruce

Jamberry

Harper 1985

A story in rhyme about the joys of berries. It makes wonderful sounds when read aloud.

Picture book

Chapter 2 Page 35

dePaola, Tomie

Bill and Pete Go Down the Nile

Putnam 1987

A fun trip down the Nile with a crocodile and a bird.

Picture Book

Chapter 4 Page 64, 65

Watch Out for the Chicken Feet in Your Soup.

Prentice 1974

An Italian grandmother overcomes her grandson's embarrassment at her old-fashioned ways.

Picture Books

Chapter 5 Page 85

Dorros, Arthur

Rain Forest Secrets

Scholastic 1990

The various plants and animals of the tropical rain forest are described with mention of the destruction of this important geographic asset.

Non-fiction, Younger

Chapter 4 Page 60

Dorros, Arthur

Tonight is Carnaval

Dutton 1991

Set high in the Andes, this story tells of a young boy's preparations for the annual festival. Specially commissioned illustrations were created in 'arpilleras'; a traditional art form of the region.

Picture Book

Chapter 7 Page 96

Dorros, Arthur

Follow the Water From Brook to Ocean

Harper 1991

Charts the flow of water from brooks to streams to rivers and ultimately to the ocean. 'Let's Read and Find Out' series.

Non-fiction, Younger

Chapter 4 Page 64

Doubilet, Anne

Under the Sea from A to Z

Crown 1991

Alphabet book of dramatic photographs of exotic undersea life. One sentence in large print (for the younger listener) accompanies each picture. More detailed information (for the older reader) is offered in a smaller typeface.

Non-fiction, Younger

Chapter 1 Page 15

Drescher, Henrik

Whose Furry Nose?

Lippincott 1987

Subtitled 'Australian Animals You'd Like to Meet.' A guessing game introduces these animals of Australia.

Picture Book

Chapter 2, 7 Page 37, 104

Drescher, Henrik

Whose Scaly Tail?

Lippincott 1987

Subtitled 'African Animals You'd Like to Meet.' A guessing game introduces these animals of the African grasslands.

Picture Book

Chapter 7 Page 98

Dyson, John

Westward with Columbus

Scholastic 1991

Chronicles a re-enactment of the famous journey of Columbus. 'Time Quest' series.

Non-fiction, Older

Chapter 1 Page 14

Du Bois, William Pene

Twenty-One Balloons

Viking 1947

Adventures in a balloon trip around the world. Newbery Award, 1948.

Chapter 5 Page 82

Ehert, Lois

Feathers for Lunch

HBJ 1990

Large pictures for storytime. Cat can't catch his 'feathers for lunch' because of the bell around his neck.

Picture Book

Chapter 3 Page 54

Duane, Diane

Deep Wizardry

Delacorte 1985

Two young wizards use their power to prevent a catastrophe.

Fiction

Chapter 1 Page 15

Fish Eyes: A Book You Can Count On

HBJ 1990

With electric colors and rhyming text, a child imagines what she would see if she were a fish.

Picture Book

Chapter 3 Page 52

Dunbar, Joyce

Ten Little Mice

HBJ 1990

One by one, ten tiny mice leave a variety of activities to scurry home to enjoy a cozy nest.

Picture Book

Chapter 3 Page 56, 57

Ehrlich, Amy

Everyday Train

Dial 1977

Illustrated by Martha Alexander. A young girl in a rural setting watches for the train everyday.

Picture Book

Chapter 5 Page 80

Dunnahoo, Terry

Alaska

Watts 1987

A geographical and historical overview of Alaska.

Non-fiction, Older

Chapter 7 Page 100

Leo, Zack and Eunnie

Dial 1981

Illustrated by Steven Kellogg. By the close of the fourth story in this easy reader, best friends Leo and Zack have welcomed Eunnie, the new girl into their midst.

Easy Reader

Chapter 8 Page 112

Ehrlich, Amy

Leo, Zack and Emmie Together Again
Dial 1987

Illustrated by Steven Kellogg. Three friends play in the snow, attend a Christmas party, catch the chicken pox and make Valentine's cards.

Easy Reader
Chapter 8 Page 112

Embury, Barbara

The Dream is Alive
Harper 1990

Based on the IMAX film of the same name, this book describes the experiences of Space Shuttle astronauts. 'Wide World' series.

Non-fiction, Older
Chapter 1 Page 14

Epstein, Sam and Beryl

A Year of Japanese Festivals
Garrard 1974

Japanese festivals are described, including Girls Day.

Non-fiction, Older
Chapter 7 Page 106

Etra, Jonathan and Stephanie Spinner

Aliens for Breakfast
Random House 1988

Followed in 1991 by 'Aliens for Lunch'. 'A Stepping Stone Book' series. Bluebonnet Award Winner, 1991.

Fiction
Chapter 1, 8 Page 15, 117

Eugene, Tony

Koalas and Kangaroos
National Geographic 1982
Subtitled 'Strange Animals of Australia'.
Non-fiction, Younger
Chapter 7 Page 104

Feelings, Muriel

Jambo Means Hello
Dial 1974
Illustrated by Tom Feelings. Subtitled 'Swahili Alphabet Book.' It features African life with Swahili words.
Picture Book
Chapter 7 Page 98

Ferris, Jeri

Arctic Explorer: the Story of Matthew Henson
Carolrhoda 1989
Henson is a black explorer who assisted Robert Peary.
Biography
Chapter 1 Page 14

Fichter, G. S.

Working Dogs
Watts 1979
Describes different roles performed by dogs, such as shepherd, sled puller, seeing-eye, and police work.
Non-fiction, Older
Chapter 7 Page 100

Finger, Charles J.

Tales from Silver Lands
Doubleday 1924
Illustrated by Paul Honore. Collected folklore from South America. Newbery Award, 1925.
Folklore Collection
Chapter 7 Page 96

Fisher, Leonard Everett

Prince Henry the Navigator

Macmillan 1990

The story of Henry, the Portuguese prince who led the way to the exploration of the world by sea.

Biography

Chapter 1 Page 14

Florian, Douglas

Discovering Seashells

Macmillan 1986

This book describes shell families and the places they can be found.

Non-fiction, Younger

Chapter 4 Page 74

Fleischman, Sid

Ghost in the Noonday Sun

Greenwillow 1965

A boy is captured by a villainous captain in this pirate story.

Fiction

Chapter 5 Page 81

Forsyth, Adrian

Journey Through a Tropical Jungle

Simon & Schuster 1989

This is a description of a real trip through the rain forest of Costa Rica.

Non-fiction, Older

Chapter 4 Page 60

Me and the Man on the Moon-eyed Horse

Atlantic 1977

Set in the Old West, this humorous story tells of misguided posses, bandits and a circus train.

Fiction

Chapter 5 Page 80

Fort, Patrick

Redbird

Watts 1988

A small plane waits out a storm before landing. (Braille) 'Eyes on the end of your fingers book' series.

Picture Book

Chapter 5 Page 82

Fleming, Ian

Chitty Chitty Bang Bang

Knopf 1964

A magical racing car keeps the Pott family out of trouble.

Fiction

Chapter 5 Page 79, 82

Fox, Mem

Possum Magic

Abingdon 1987

Grandmother possum makes magic she can't undo.

Picture Book

Chapter 7 Page 104

Flora, James

Grandpa's Ghost Stories

Macmillan 1978

Scary stories told by grandpa.

Picture Book

Chapter 5 Page 85

Fradin, Dennis B.

Explorers

Children's Press 1984

Discussion of exploration and explorers from ancient times through the space program. List of famous explorers, glossary and indexes are included. 'New True' series.

Non-fiction, Younger

Chapter 1 Page 14

Freedman, Russell

Children of the Wild West
Ticknor 1985
Children of the old West are described realistically through text and photographs.
Non-fiction, Older
Chapter 1 Page 15

Freeman, Don

Penguins, of all People
Viking 1971
This humorous story recounts Ambassador Peary Byrd Penguin's attempt to solve the problems of the world.
Picture Book
Chapter 7 Page 102

Fritz, Jean

Where Do You Think You're Going Christopher Columbus?
Putnam 1980
Illustrated by Margot Tomes. The voyage of Columbus has been made very readable in this fun biography.
Biography
Chapter 1 Page 14

Galdone, Paul

Gingerbread Boy
Houghton 1985
This is a good version to read and let puppets supply the action.
Picture book
Chapter 2 Page 34, 35

Galdone, Paul

Little Red Hen
Clarion 1975
Other versions are available. Galdone's illustrations are good for younger children.
Picture Book
Chapter 2 Page 37

Three Billy Goats Gruff
Clarion 1975
A retelling of the Norwegian folktale. Large, expressively drawn pictures are good for group sharing.
Picture book
Chapter 7 Page 108

Three Little Kittens
Clarion 1986
Galdone's large, clear illustrations make this great for group sharing.
Picture Book
Chapter 2 Page 35

Garrison, Christian

Dream Eater
Macmillan 1978
Illustrated by Diane Goode. A creature who eats bad dreams is presented in this Japanese folktale.
Picture Book
Chapter 1 Page 15

George, Jean Craighead

Julie of the Wolves
Harper 1972
Illustrated by John Schoenherr. Miyax, an Eskimo girl, is saved by a pack of wolves as she journeys across frozen Alaska. Newbery Medal, 1975.
Fiction
Chapter 1, 7 Page 15, 100

George, Jean Craighead

My Side of the Mountain
Dutton 1959

A boy finds living alone in the mountains has great benefits. Newbery Honor Book, 1960.

Fiction

Chapter 4 Page 62

One Day in the Prairie
Crowell 1986

Illustrated by Bob Marshall. Set on a prairie wildlife refuge, this book charts the responses of the animals as a tornado approaches.

Non-fiction, Younger

Chapter 4 Page 72

One Day in the Tropical Rain Forest
Crowell 1990

The narrative style captures the problems and nature of the rain forest.

Non-fiction, Older

Chapter 4, 7 Page 60, 96

One Day in the Woods
Harper 1988

Illustrated by Gary Allen. A day in the woods is described in words and pictures.

Non-fiction, Older

Chapter 4 Page 70

River Rats, Inc.
Dutton 1979

This survival story is set on the Colorado River.

Fiction

Chapter 4, 5 Page 64, 81

Gerrard, Roy

Sir Francis Drake: His Daring Deeds
Farrar 1988

Rhymed text and detailed drawings describe the daring deeds of adventurer and explorer Sir Francis Drake.

Picture Book

Chapter 1 Page 14

Gibbons, Gail

Fill It Up!
Harper 1985

A typical day at a service station is described and procedures are explained.

Non-fiction, Younger

Chapter 5 Page 79

Flying
Holiday 1986

A history of flying from balloons to the space shuttle.

Non-fiction, Younger

Chapter 5 Page 82

Seasons of Arnold's Apple Tree
HBJ 1984

Follows Arnold and his apple tree through a year of growth and activity.

Picture Book

Chapter 8 Page 115

Sunken Treasure
Harper 1988

A description of the search for the Atocha treasure is presented on this popular topic. Bluebonnet List, 90-91. Reading Rainbow #70/705.

Non-fiction, Younger

Chapter 1 Page 15

Gibbons, Gall

Things to Make and Do for Columbus Day

Watts 1977

Includes instructions for nine Columbus Day activities.

Non-fiction, Younger

Chapter 1 Page 14

Trains

Holiday House 1987

Trains, early and modern, are described with detailed, but not complicated, drawings showing how they function.

Non-fiction, Younger

Chapter 5 Page 80

Gilbreath, Alice

Making Toys That Swim and Float

Follett 1978

Easy-to-make ideas for constructing boats and other water toys.

Non-fiction

Chapter 4, 5 Page 65, 81

Gilden, Mel

Outer Space and All that Junk

Lippincott 1989

Wacky science fiction adventure in which inanimate objects are actual alien beings.

Fiction

Chapter 1 Page 15

Glazer, Tom

Eye Winker, Tom Tinker, Chin Chopper

Doubleday 1973

Illustrated by Ron Himler. Subtitled 'Fifty Musical Fingerplays.' Words, music and directions are given for familiar fingerplays.

Professional

Chapter 2 Page 27

Glazer, Tom

Music for Ones and Twos

Doubleday 1983

Several popular nursery rhymes are set to music...some familiar and some original. A must purchase for serving toddlers. Available as a sound recording (See Audio-Visual Resources.)

Professional

Chapter 2 Page 26, 29, 30, 31, 33

Tom Glazer's Treasury of Songs for Children

Doubleday 1988

Illustrated by John O'Brien. First published in 1964 as Tom Glazer's Treasury of Folksongs. Piano score and words are included for 130 folk songs. Spiral binding.

Professional

Chapter 5 Page 78, 80, 81

Goble, Paul

Death of the Iron Horse

Bradbury 1987

Based on a real incident, this book relates the story of a Cheyenne Indian derailment of a 'fire boat.'

Picture Book

Chapter 5 Page 80

Goodall, Jane

Chimpanzee Family Book

Picture Book Studio 1989

This book is illustrated with photographs that blend with the text to present an affectionate look at a family of chimps.

Non-fiction, Younger

Chapter 7 Page 98

Goodall, John S.

Little Red Riding Hood

McElderry 1988

Wordless version of the classic story features a mouse heroine and her woodland neighbors.

Picture Book

Chapter 3 Page 56

Gramatky, Hardle

Bolivar

Putnam 1961

Bolivar, a little burro, becomes a hero like his namesake, Simon Bolivar.

Picture Book

Chapter 7 Page 96

Goor, Ron and Nancy

Signs

Harper 1983

This picture book is filled with many different signs.

Non-fiction, Younger

Chapter 5 Page 79

Greene, Carol

Astronauts

Children's Press 1984

Information about astronauts for the young reader. Includes glossary and index. 'New True' series.

Non-fiction, Younger

Chapter 1 Page 14

Gormley, Beatrice

Paul's Volcano

Houghton 1987

A model volcano, a secret club and a set of savage rites to call up the power of Mt. Doom, all lead to a scary but hilarious outcome.

Fiction

Chapter 4 Page 68

Christopher Columbus, a Great Explorer

Children's Press 1989

Simple, introductory biography of Columbus. 'Rookie Biography' series.

Non-fiction, Younger

Chapter 1 Page 14

Graham, Margaret

Be Nice to Spiders

Harper 1967

Efforts to rid the zoo of spiders lead to an unacceptable increase in the fly population.

Picture Book

Chapter 3 Page 50

Japan

Children's Press 1983

The focus of this title is on the geography, history, culture, and people of Japan. 'Enchantment of the World' series.

Non-fiction, Older

Chapter 7 Page 106

Grahame, Kenneth

River Bank

Scribner 1977

Illustrated by Adrienne Adams. This first chapter from The Wind in the Willows tells the story of Mole and Rat's outing on the river.

Fiction

Chapter 4 Page 64

Greenway, Shirley

Animal Homes: Forests

Newington Press 1991

Photographs by Oxford Scientific Films. Discusses the woodland habitats of eleven animals including the raccoon, bobcat and lemur.

Non-fiction, Older

Chapter 4 Page 70

Greenway, Shirley

Animal Homes: Jungles
Newington Press 1991
Photographs by Oxford Scientific Films. Discusses the jungle habitats of nine animals including the sloth, gorilla and proboscis monkey.
Non-fiction, Older
Chapter 4 Page 60

Grlese, Arnold A.

Way of Our People
Harper 1975
A growing up story about a boy in Alaska. Set in 1858.
Fiction
Chapter 7 Page 100

Grifalconi, Ann

Village of Round and Square Houses
Little, Brown 1986
This story presents an anthropological look at life in an African village.
Picture Book
Chapter 4, 7 Page 68, 98

Griffith, Heien V.

Emily and the Enchanted Frog
Greenwillow 1989
Illustrated by Susan Condie Lamb. Three stories about Emily that include adventures with a frog, an elf and a mermaid.
Fiction
Chapter 4 Page 74

Granddaddy's Place
Greenwillow 1987
A young girl visits her grandfather and learns to speak the language of the farm.
Picture Book
Chapter 5 Page 85

Gripe, Maria

Agnes Cecilia
Harper 1980
Translated by Rika Lesser. Dolls and ghosts in Sweden.
Fiction
Chapter 7 Page 108

Guarino, Deborah

Is Your Mama a Llama?
Scholastic 1989
Illustrated by Steven Kellogg. Good pictures for storytime. Cheerful and bright illustrations of questions with rhyming answers.
Picture Book
Chapter 8 Page 112

Guilberson, Brenda Z.

Cactus Hotel
Holt 1991
Illustrated by Megan Lloyd. The life of the saguaro cactus is described in conjunction with the desert animals that utilize it for food and shelter.
Non-fiction, Younger
Chapter 4 Page 66

Gunner, Emily and Shirley McConky

A Family in Australia
Watts 1985
An Australian family helps children learn about life "down under."
Non-fiction, Older
Chapter 7 Page 104

Guy, Ginger Foglesong

Black Crow, Black Crow
Greenwillow 1991
Answers to the repetitive question, "Black crow, black crow what do you caw about?" take a family of crows through a busy day.
Picture Book
Chapter 3 Page 54

Haas, Irene

Maggie B.

Macmillan 1975

A little girl names an imaginary ship after herself and sets sail.

Picture Book

Chapter 5 Page 81

Hadithi, Mwenye

Hot Hippo

Little, Brown 1986

Illustrated by Adrienne Kennaway. The story of why hippos live in the water during the heat of the day.

Picture Book

Chapter 4 Page 64

Hackwell, W. John

Desert of Ice: Life and Work in Antarctica

Scribner's 1991

Following an introduction to the history and geography of the continent, Hackwell describes life and work on an Antarctic research base.

Non-fiction, Older

Chapter 7 Page 102

Lazy Lion

Little, Brown 1990

Illustrated by Adrienne Kennaway. Lion's efforts to get the other animals to build him a home lead to results unsuitable for the lion but just right for their respective builders.

Picture Book

Chapter 4 Page 72

Hadithi, Mwenye

Crafty Chameleon

Little, Brown 1987

Illustrated by Adrienne Kennaway. A chameleon cleverly saves himself from a leopard and a crocodile by pitting the two against each other.

Picture Book

Chapter 5 Page 46

Hahn, Mary Downing

Wait Till Helen Comes

Clarion 1986

A new home in the country, a new and unlikable step sister and a haunted graveyard lead Molly and Michael into a chilling adventure. Bluebonnet Winner, 1989

Fiction

Chapter 8 Page 117

Greedy Zebra

Little, Brown 1984

Illustrated by Adrienne Kennaway. This story tells how the zebra got its black and white stripes.

Picture Book

Chapter 7 Page 98

Harrison, Ted

Children of the Yukon

Tundra 1977

An adventure story set in present-day Yukon.

Fiction

Chapter 7 Page 100

Hartman, Gail

As the Crow Flies: a First Book of Maps
Bradbury 1991
*An eagle, rabbit, crow, horse and gull
each make maps from their own
perspectives.*
Picture Book
Chapter 1 Page 14

Haskins, James

Count Your Way Through Japan
Carolrhoda 1987
*The culture of Japan is introduced in a
counting book.*
Non-fiction, Older
Chapter 7 Page 106

Haskins, Jim and Kathleen Benson

**Space Challenger: the Story of Guion
Bluford**
Carolrhoda 1984
*Biography of the first African American in
space.*
Biography
Chapter 1 Page 14

Haywood, Carolyn

Hello, Star
Morrow 1987
Star visits her grandparents on their farm.
Fiction
Chapter 5 Page 85

Henkes, Kevin

Once Around the Block
Greenwillow 1987
*Illustrated by Victoria Chess. A bored
Annie finds plenty to do in a walk around
the block.*
Picture Book
Chapter 5 Page 78

Henkes, Kevin

Shhh
Greenwillow 1989
*Everyone is sleeping peacefully until a
little girl decides to wake them up.*
Picture Book
Chapter 2 Page 29, 31

Hest, Amy

Sort-of-Sailor
Four Winds 1990
*Illustrated by Lizzy Rockwell. Mother is
afraid of boats. Her understanding family
helps her overcome her fear.*
Picture Book
Chapter 5 Page 81

Hicks, Clifford

Pop and Peter Potts
Holt 1984
*Pop, Peter's grandfather, has unusual
hobbies such as lion taming and
hypnotizing chickens.*
Fiction
Chapter 5 Page 85

Hilgartner, Beth

Colors in the Dreamweaver's Loom
Houghton 1989
*Zan wanders into a fantasy world where
she is involved in a fight to save the
homeland from invaders.*
Fiction
Chapter 1 Page 15

Himmelman, John

Ellen and the Goldfish
Harper 1990
*Ellen befriends a goldfish in a pond and
finds a way to save him from the
fishermen.*
Picture Book
Chapter 3 Page 52

Hirschfelder, Ariene

Happily May I Walk
Macmillan 1986
An accurate, up-to-date description of Native Americans.
Non-fiction, Older
Chapter 7 Page 100

Hiscock, Bruce

Tundra: the Arctic Land
Macmillan 1986
A description of the Arctic land of northern Alaska and Canada.
Non-fiction, Older
Chapter 7 Page 100

Hirschl, Ron

Who Lives in...the Mountains
Putnam 1989
A naturalist team takes readers to a mountain environment.
Non-fiction, Younger
Chapter 4 Page 62

Hoban, Tana

I Read Signs
Greenwillow 1984
Clear, colored photographs show various signs and their meanings.
Picture Book
Chapter 5 Page 79

Who Lives on...the Prairie
Putnam 1989
Sights and sounds of life on the prairie are described.
Non-fiction, Younger
Chapter 4 Page 72

Is it Red? Is it Yellow? Is it Blue?
Morrow 1978
Large, clear photographs present colors in everyday objects. Useful as a 'point and say' in a one-on-one situation.
Picture Book
Chapter 2 Page 27, 28, 34

Hirst, Robin and Sally

My Place in Space
Orchard 1990
Illustrated by Roland Harvey with Joe Levine. Henry tells the bus driver exactly where he lives...from his specific street address in Australia to Earth's special place in the universe.
Picture Book
Chapter 1 Page 14

Is it Rough? Is it Smooth? Is it Shiny?
Greenwillow 1984
An introduction to textures with large, clear photographs. Useful for toddler 'point and say.'
Picture Book
Chapter 2 Page 32, 33

Hiscock, Bruce

Big Tree
Macmillan 1991
The growth and development of a maple tree is charted from seed to maturity over a 200 year period.
Non-fiction, Younger
Chapter 4 Page 70

Hoff, Sid

Mrs. Brice's Mice
Harper 1988
Mrs. Brice and her twenty-five pet mice do everything together.
Easy Reader
Chapter 3 Page 56

Holder, Heidi

Crows

Farrar 1987

Subtitled 'An Old Rhyme.' 12 crows, a mink and a weasel act out this old English counting rhyme.

Picture Book

Chapter 3 Page 54

Holling, Holling C.

Paddle to the Sea

Houghton Mifflin 1941

A toy canoe travels from the Great Lakes to the Atlantic Ocean.

Fiction

Chapter 4 Page 64

Holzenhauer, Jean

My Hands Can

Dutton 1978

Illustrated by Nancy Tafuri. This book affirms a child's competence as the list grows of things he can do with his hands.

Picture Book

Chapter 3 Page 33

Howard, Elizabeth Fitzgerald

Train to Lulu's

Bradbury 1988

Illustrated by Robert Casilla. Beppy and Babs are taking their first trip to visit their aunt. They must travel from Boston to Baltimore. Set in the 1930's, this story provides a good glimpse of train travel.

Picture Book

Chapter 5 Page 80

Howard, Jane R.

When I'm Sleepy

Dutton 1985

Illustrated by Lynne Cherry. A little girl imagines how animals might sleep.

Picture Book

Chapter 1 Page 15

Hughes, Shirley

Out and About

Lothrop 1988

A child follows nature through the seasons—in rhyme.

Picture Book

Chapter 2 Page 28

Humble, Richard

Voyage of Magellan

Watts 1988

The voyage of Magellan is compared to the exploration of space.

Non-fiction, Older

Chapter 1 Page 14

Hunt, Tamara and Nancy Renfro

Pocketful of Puppets: Mother Goose

Nancy Renfro Studios 1982

Provides suggestions and patterns for puppets to use with Mother Goose rhymes.

Professional

Chapter 3 Page 52, 53, 54, 55

Hurd, Thacher

Pea Patch Jig

Crown 1986

Three short chapters tell the tale of the adventures of Baby Mouse on a summer evening.

Picture Book

Chapter 3 Page 56

Hurwitz, Johanna

Hot and Cold Summer

Morrow 1984

Best friends Rory and Derek discover there is room in their friendship for another person. It really doesn't matter that her name is Bolivia and she's a girl. Sequel: Cold and Hot Winter. Bluebonnet Winner, 1987.

Fiction

Chapter 8 Page 117

Hutchins, Pat

Good-Night, Owl

Macmillan 1972

An owl tries to sleep during the day, but the noises of the other animals keep him awake. This is a wonderful participative story where children can make the noises that keep owl awake!

Picture Book

Chapter 2 Page 29, 31

Titch

Greenwillow 1971

This simple story shows the plight of the youngest sibling.

Picture Book

Chapter 2 Page 26

Ike, Jane Horl and Baruch Zimmerman

Japanese Fairytale

Warne 1982

Illustrated by Jane Horl Ike. A man gives away his good looks so his bride can be beautiful.

Picture Book

Chapter 7 Page 106

Isadora, Rachel

I See

Greenwillow 1985

Pleasant illustrations picture a little girl and the familiar objects she sees.

Picture Book

Chapter 2 Page 28

I Touch

Greenwillow 1985

A young child touches and describes different objects.

Picture Book

Chapter 2 Page 32, 33

Jaspersohn, William

How the Forest Grew

Greenwillow 1989

Illustrated by Chuck Eckart. A reissue of the 1980 edition. Traces the growth of a hardwood forest.

Easy Reader

Chapter 4 Page 70

Jeffers, Susan

All the Pretty Horses

Macmillan 1974

A young girl is sent to bed with promises of pretty horses in her dreams.

Picture Book

Chapter 1 Page 15

Jobb, Jamie

Night Sky

Little, Brown 1977

Subtitled 'An Everyday Guide to Every Night.' An appealing guide to understanding and observing the night sky. Includes clear explanations for activities. 'A Brown Paper School Book' series.

Non-fiction, Older

Chapter 5 Page 83

Johnson, Sylvia

Penguins

Lerner 1981

This book features great photographs of penguins in their natural habitat.

Non-fiction, Older

Chapter 7 Page 102

Jonas, Ann

Trek

Greenwillow 1985

A young girl goes on an imaginary jungle expedition on her way to school.

Picture Book

Chapter 1 Page 15

Jones, Terry

Saga of Erik the Viking

Penguin 1983

Illustrated by Michael Foreman. Erik wants to find the land where the sun goes at night.

Fiction

Chapter 7 Page 108

Joose, Barbara

Jam Day

Harper 1987

Illustrated by Emily Arnold McCully. A young boy visits his grandparents for "jam-making" day.

Picture Book

Chapter 5 Page 85

Mama, Do You Love Me?

Chronicle 1991

A picture of Eskimo life and customs is captured through the "what if" questions of a little girl.

Picture Book

Chapter 7 Page 100

Jukes, Mavis

Like Jake and Me

Random House 1979

Illustrated by Lloyd Bloom. Alex learns that his stepfather, Jake, is also afraid of spiders. Newbery Honor Book, 1985.

Picture Book

Chapter 3 Page 50

Kalan, Robert

Blue Sea

Greenwillow 1979

Illustrated by Donald Crews. Limited text and bold colors portray four fish of increasing size that manage not to become part of the food chain.

Picture Book

Chapter 3 Page 52, 53

Jump Frog Jump

Greenwillow 1981

Illustrated by Byron Barton. A frog uses his natural jumping ability and the good will of a young boy to repeatedly escape capture.

Picture Book

Chapter 3 Page 48

Kawamata, Kazuhide

We Live in Japan

Watts 1984

A study of the Japanese people through conversations with a variety of people.

Non-fiction, Older

Chapter 7 Page 105

Keats, Ezra Jack

Clementina's Cactus
Penguin 1982
A wordless book about a young girl's interest in a cactus.
Picture Book
Chapter 4 Page 66

Peter's Chair
Harper 1967
Peter learns competence as he gives up his baby things for his new sister.
Multicultural.
Picture Book
Chapter 2 Page 26

Whistle for Willie
Viking 1964
Growing, learning and building competence are the themes for this simple story. Multicultural.
Picture Book
Chapter 2 Page 31

Kehret, Peg

Nightmare Mountain
Cobblehill 1989
A mystery set on a llama ranch in Washington. Survival and adventure.
Fiction
Chapter 4 Page 62

Kellogg, Steven

Aster Aardvark's Alphabet Adventures
Morrow 1987
An alphabet book filled with plots and sub-plots. There is much to see.
Picture Book
Chapter 8 Page 111

Kellogg, Steven

Best Friends
Dial 1986
The illustrations portray the daydreams of two friends. Reading Rainbow # 45/415.
Picture Book
Chapter 8 Page 111

Can I Keep Him?
Dial 1971
Arnold wants a pet. He finds several pets of various kinds before he finally finds one his mother will let him keep.
Picture Book
Chapter 8 Page 111

Chicken Little
Morrow 1985
Kellogg's wacky retelling of this familiar tale will delight all ages.
Picture Book
Chapter 8 Page 111

Island of the Skog

Dial 1973
Mice who are escaping to a new land for safety find other dangers await them.
Picture Book
Chapter 5, 8 Page 81, 111

Jack and the Beanstalk

Morrow 1991
Kellogg's unique artistic style brings new life to an old favorite. Doesn't that wizard look familiar?
Picture Book
Chapter 111, 115 Page 8

Kellogg, Steven

Johnny Appleseed

Morrow 1988

A large format look at the life and legend of John Chapman.

Picture Book

Chapter 4, 5, 8 Page 70, 78, 111, 114

Much Bigger Than Martin

Dial 1976

Henry tries many ways to overcome being smaller than his brother.

Picture Book

Chapter 8 Page 111

Mysterious Tadpole

Dial 1977

Is Louis's new pet really a tadpole?

Picture Book

Chapter 8 Page 111

Mystery of the Missing Red Mitten

Dial 1974

A girl fantasizes about the uses of her lost mitten.

Picture Book

Chapter 8 Page 111

Mystery of the Stolen Blue Paint

Dial 1982

Belinda's plans for painting a blue picture go awry when she discovers the blue paint is missing.

Picture Book

Chapter 8 Page 111

Kellogg, Steven

Paul Bunyan

Morrow 1984

Kellogg's illustrations enhance the retelling of the stories about Paul and his blue ox, Babe. Reading Rainbow #21/301

Picture Book

Chapter 4, 8 Page 70, 111

Pecos Bill

Morrow 1986

Detailed illustrations give the Pecos Bill stories greater meaning.

Picture Book

Chapter 8 Page 111

Pinkerton, Behave!

Dial 1979

Pinkerton is ever ready for mischief and excitement. Burglars beware!

Picture Book

Chapter 8 Page 111

Prehistoric Pinkerton

Dial 1987

Teething Great Danes cannot be left alone, so Pinkerton goes to the museum for Dinosaur Day.

Picture Book

Chapter 8 Page 111

Ralph's Secret Weapon

Dial 1983

Are Ralph's musical talents really so bad that his instrument becomes a secret weapon?

Picture Book

Chapter 8 Page 111

Kellogg, Steven

Rose for Pinkerton

Dial 1981

Rose, the new kitten, helps Pinkerton disrupt the International Pet Show.

Picture Book

Chapter 8 Page 111

Tallyho, Pinkerton!

Dial 1982

Pinkerton and Rose blunder their way into the snobbish Hunting Academy.

Picture Book

Chapter 8 Page 111

Kent, Jack

Caterpillar and the Pollwog

Simon & Schuster 1982

A pollwog hopes to become a butterfly, just like his friend the caterpillar, until he experiences his own metamorphosis.

Picture Book

Chapter 3 Page 48

Kipling, Rudyard

Elephant's Child

HBJ 1983

Illustrated by Lorinda Bryan Cauley. In this story, the young elephant gets a prized nose and learns a lesson.

Picture Book

Chapter 4, 7 Page 64, 65, 98

Sing-song of Old Man Kangaroo

Bedrick 1986

Illustrated by Michael C. Taylor. The classic story of why the kangaroo looks as it does.

Picture Book

Chapter 7 Page 104

Kitchen, Bert

Tenrec's Twigs

Phllomei 1989

Tenrec makes small buildings of woven twigs but he cannot find another animal to validate his efforts. Finally the owl assures Tenrec that if he is happy building them then he should, by all means continue.

Picture Book

Chapter 4 Page 72

Knowlton, Jack

Geography From A to Z, a Picture Glossary

Crowell 1988

Illustrated by Harriett Barton. A glossary of 63 geographic terms with brief but meaningful definitions.

Non-fiction, Younger

Chapter 1 Page 14

Maps and Globes

Crowell 1985

Illustrated by Harriett Barton. A general introduction to maps and globes.

Non-fiction, Younger

Chapter 1 Page 14

Kovalski, Maryann

Wheels on the Bus

Little, Brown 1987

Lively art that includes intergenerational characters gives added enjoyment to this favorite song.

Picture Book

Chapter 5 Page 79

Kramer, Alan

How to Make a Chemical Volcano and Other Mysterious Experiments

Watts 1989

Experiments use common household materials with easy-to-follow instructions.

Non-fiction, Older

Chapter 4 Page 68

Kraus, Robert

Owliver

Prentice 1974

Illustrated by Jose Aruego and Ariane Dewey. Owliver makes his own decision about what he wants to be.

Picture Book

Chapter 3 Page 54

Where Are You Going, Little Mouse?

Greenwillow 1986

Illustrated by Jose Aruego and Ariane Dewey. A little mouse runs away from home to find a nicer family.

Picture Book

Chapter 3 Page 56

Whose Mouse are You?

Macmillan 1970

Illustrated by Jose Aruego. Little Mouse becomes a hero in this simple story featuring family relationships.

Picture Book

Chapter 2, 3 Page 26, 56, 57

Krupp, E. C. and Robin

Big Dipper and You

Morrow 1989

Illustrated by Robin Rector Krupp. Using the easily recognizable constellation as a guide, the movement of the earth and stars are explained.

Non-fiction, Older

Chapter 5 Page 83

Lambert, David

Grassland

Silver Burdett 1988

Defines and describes the climate, plant and animal life, exploitation and preservation of the world's grasslands. 'Our World' series.

Non-fiction, Older

Chapter 4 Page 72

Langton, Jane

Fledgling

Harper 1980

A goose teaches a young girl to fly in this fantasy. Newbery Honor Book, 1981.

Fiction

Chapter 5 Page 82

Larrick, Nancy

Mice are Nice

Philomei 1988

Illustrated by Ed Young. This collection includes mouse poems by David McCord, John Clardi, A. A. Milne and others. A companion volume is Cats are Cats.

Poetry Collection

Chapter 3 Page 56

Lasky, Kathryn

Jem's Island

Macmillan 1982

Illustrated by Ron Himler. A boy solos in a kayak on a camping trip with his dad.

Fiction

Chapter 5 Page 81

Night Journey

Viking 1981

A great-grandmother relates her exciting escape story.

Fiction

Chapter 5 Page 85

Latham, Jean

Carry On, Mr. Bowditch
Houghton 1955
A fictionalized biography of Nathaniel Bowditch. Newbery Medal, 1956.
Biography
Chapter 5 Page 81

Lauber, Patricia

Seeing Earth from Space
Orchard 1990
Earth is described through photographs taken from space.
Non-fiction, Older
Chapter 5 Page 83

Volcano: the Eruption and Healing of Mt. St. Helens
Bradbury 1986
Vivid photographs show the destruction caused by the eruption of the volcano. The study of this outdoor laboratory as the mountain regains life, is fully portrayed. Newbery Honor Book, 1987.
Non-fiction,
Chapter 4 Page 68

Laurin, Anne

Perfect Crane
Harper 1981
Illustrated by Charles Mikolaycak. A lonely Japanese magician wins friends through the paper crane he brings to life.
Picture Book
Chapter 7 Page 106

Law, Felicia

Darwin and the Voyage of the Beagle
Deutsch 1985
Fictional character Ben Sweet sails with Darwin on the Beagle to chart coastlines.
Fiction
Chapter 5 Page 81

Lester, Allison

Rosie Sips Spiders
Houghton 1989
Similar to the author's previous work, 'Clive Eats Alligators,' this book celebrates individuality.
Picture Book
Chapter 3 Page 50

Levinson, Nancy S.

Christopher Columbus: Voyage to the Unknown
Lodestar/Dutton 1990
Begins with the early life of Christopher Columbus, with detail about the 1492 voyage.
Biography
Chapter 1 Page 14

Lewis, C. S.

Lion, the Witch and the Wardrobe
Macmillan 1950
Mystical adventures of four children in the land of Narnia. This is the first in a series that continues with six more titles.
Fiction
Chapter 1 Page 15

Lewis, Richard

In a Spring Garden
Dial 1989
Illustrated by Ezra Jack Keats. Translations of Japanese haiku, these verses follow a day in spring. Originally published in 1965.
Poetry Collection
Chapter 7 Page 106

Lewis, Thomas P.

Hill of Fire

Harper 1971

Illustrated by Joan Sandin. Based on the true story of the eruption of a volcano in a Mexican farmer's field. Reading Rainbow #23/303.

Easy Reader

Chapter 4 Page 68

Lindberg, Reeve

Johnny Appleseed

Little, Brown 1990

Illustrated by Kathy Johnson. Rhyming text and warmly colored paintings tell the story of Johnny Appleseed.

Picture Book

Chapter 8 Page 115

Lindbergh, Reeve

Day the Goose Got Loose

Dial 1990

Illustrated by Steven Kellogg. Rhythmic text details the humorous results of a domestic goose's day of freedom.

Picture Book

Chapter 8 Page 112

Lindgren, Astrid

Christmas in Noisy Village

Penguin 1981

Christmas is presented in a Swedish setting.

Picture Book

Chapter 7 Page 108

Ling, Mary

Amazing Fish

Knopf 1991

Introduction to the world of fish which includes sharks, seahorses, rays and eels. 'Eyewitness Juniors' series.

Non-fiction, Younger

Chapter 3 Page 52

Lionni, Leo

A Color of His Own

Pantheon 1975

A sad chameleon longs for a color of his own but comes to terms with his ability to change colors when he finds another chameleon to be his friend.

Picture Book

Chapter 3 Page 46, 47

Fish is Fish

Pantheon 1970

A fish learns to be happy just being a fish.

Picture Book

Chapter 3 Page 52

Frederick

Pantheon 1967

Fieldmouse poet, Frederick, gathers words instead of food during the summer. He cheers his friends with poetry during the winter. Caldecott Honor Book, 1968.

Picture Book

Chapter 3 Page 56

Inch by Inch

Astor-Honor 1960

A clever inch-worm measures his way to freedom.

Picture Book

Chapter 3 Page 54

It's Mine

Knopf 1986

Three quarrelsome frogs learn the value of sharing.

Picture Book

Chapter 3 Page 48, 49

Lionni, Leo

Six Crows

Knopf 1988

A farmer tries to rid the mountain valley of the noisy crows.

Picture Book

Chapter 3 Page 54

Swimmy

Pantheon 1963

Swimmy organizes the fish school so they can see the sea world.

Picture Book

Chapter 3 Page 52

Lobel, Arnold

Frog and Toad Are Friends

Harper 1970

Five stories of the adventures of two best friends. Caldecott Honor Book, 1971.

Easy Reader

Chapter 3 Page 48

Ming Lo Moves the Mountain

Greenwillow 1982

A wise man tells Ming Lo how to move the mountain away from his house.

Picture Book

Chapter 4 Page 62

Mouse Tales

Harper 1972

A papa mouse tells his seven sons seven stories, all with mice characters.

Easy Reader

Chapter 3 Page 56, 57

Locker, Thomas

Sailing with the Wind

Dial 1986

A favorite uncle takes his niece on a promised sailboat trip.

Picture Book

Chapter 1, 5 Page 15, 81

Where the River Begins

Dutton 1984

Two children and their grandfather hike upstream to where the river begins.

Picture Book

Chapter 4 Page 64

Lomask, Milton

Great Lives: Exploration

Scribner 1988

Information is provided about 25 geographical explorers. The time span covered is the 4th Century to 1957.

Collective Biography

Chapter 1 Page 14

Long, Kim

Astronaut Training Book for Kids

Lodestar 1990

History and future of astronautics are discussed along with information about the training and education required of potential space travelers.

Non-fiction, Older

Chapter 1 Page 14

Lord, Walter

Night to Remember

Ameron 1955

A classic account of the sinking of the 'unsinkable ship,' the Titanic. Also available in a paperback edition from Bantam.

Non-fiction, Older

Chapter 5 Page 81

Lowry, Lois

Number the Stars

Houghton 1989

A girl in Denmark helps save her best friend Ellen Rosen. Set in World War II. Newbery Award, 1990

Fiction

Chapter 7 Page 108

Lye, Keith

Coasts

Silver Burdett 1988

Characteristics of the world's coastlines are discussed. Includes sections on plants, animals, hurricanes and tsunamis, climatic conditions and coastal communities. 'Our World' series.

Non-fiction, Older

Chapter 4 Page 74

Mountains

Silver Burdett 1987

Examines the various types of mountains, their formation and habitation by wildlife and humans, as well as the need to conserve mountain resources. 'Our World' series.

Non-fiction, Older

Chapter 4 Page 62

Take a Trip to Antarctica

Watts 1984

This title provides a close look at the continent of Antarctica for the preschool and early elementary child.

Non-fiction, Younger

Chapter 7 Page 102

Lye, Keith

Take a Trip to Finland

Watts 1986

An overview of the history and geography of Finland. Simple text and pictures may appeal to younger readers.

Non-fiction, Older

Chapter 7 Page 108

Take a Trip to Kenya

Watts 1985

An introduction to Kenya for the younger reader.

Non-fiction, Younger

Chapter 7 Page 98

Lyon, George Ella

Borrowed Children

Orchard 1988

Set in the Kentucky mountains in the Depression, twelve-year-old Mandy must quit school to help her mother with the new baby.

Fiction

Chapter 4 Page 62

Regular Rolling Noah

Bradbury 1986

Illustrated by Stephen Gammell. This story tells of a young boy's train trip from Kentucky to Canada.

Picture Book

Chapter 5 Page 80

Machotka, Hana

What Neat Feet!

Morrow 1991

Large color photographs accompany explanations of the unique qualities of the feet of seven different animals.

Non-fiction, Younger

Chapter 5 Page 78

MacLachlan, Patricia

Sarah, Plain and Tall
Harper 1985

Caleb and Anna long for assurance that Sarah, their father's mail-order bride, will stay with them in their prairie home.
Newbery Medal, 1983.

Fiction
Chapter 4 Page 72

Maestro, Betsy

Discovery of the Americas
Lothrop 1991

Illustrated by Giulio Maestro. Sketches the voyages of major explorers including Saint Brendan.

Non-fiction
Chapter 1 Page 14

Maestro, Betsy and Giulio Maestro

Ferryboat
Harper 1986

One ferryboat crossing becomes the backdrop for learning about ferryboats in general.

Picture Book
Chapter 5 Page 81

Mahy, Margaret

Man Whose Mother was a Pirate
Viking 1985

Illustrated by Margaret Chamberlain. Straight laced Sam travels to the sea with his ex-pirate mother.

Picture Book
Chapter 1 Page 15

Mainig, Anita

Where the Waves Break: Life at the Edge of the Sea

Carolrhoda 1985

Examines the marine animals and plants that live at the edge of the sea.

Non-fiction, Older
Chapter 3 Page 74

Manes, Stephen

That Game from Outer Space
Dutton 1983

Subtitled "The First Strange Thing That Happened to Oscar Noodleman." Oscar discovers that a particular video machine at the arcade is really a spaceship inhabited by cockroach-like creatures.

Fiction
Chapter 5 Page 83

Martin, Bill, Jr.

Brown Bear, Brown Bear, What Do You See?

Holt 1983

Illustrated by Eric Carle. This book has uses on so many levels - large, clear pictures present color to younger children; a predictable story for early readers; an affirmation of the value of children.

Picture Book
Chapter 2 Page 27, 28

Martin, Bill, Jr. and John Archambault

Here are My Hands
Holt 1987

Illustrated by Ted Rand. A group of children from varied ethnic backgrounds identify parts of the body. Multicultural.

Picture Book
Chapter 2 Page 33

Marzollo, Jean

In 1492
Scholastic 1991
Illustrated by Steve Bjorkman. Rhymed text and watercolor illustrations make Columbus accessible to the younger child.
Picture Book
Chapter 1 Page 14

Jed and the Space Bandits
Dial 1987
Illustrated by Peter Sis. Jed's Junior Space Patrol helps Molly rescue her parents. 'A Science Fiction Easy to Read' series.
Easy Reader
Chapter 5 Page 83

Matthews, Rupert

Explorer
Knopf 1991
Includes information on land, sea, air and space exploration from ancient to modern times. 'Eyewitness' series.
Non-fiction, Older
Chapter 1 Page 14

Mayer, Mercer

Boy, a Dog and a Frog
Dial 1967
A boy and his dog are not successful in catching a frog. After they depart the frog becomes lonely and decides to go looking for them. Wordless. Also available as a live-action film. (See Audiovisual Resources)
Picture Book
Chapter 3 Page 48

Mayer, Mercer

East of the Sun, West of the Moon
Macmillan 1980
A Norwegian story about a farmer giving his daughter to a white bear.
Folklore
Chapter 7 Page 108

Liverwurst is Missing
Four Winds 1981
Illustrated by Steven Kellogg. Who would want to kidnap Liverwurst, a rhino, from the circus train?
Picture Book
Chapter 8 Page 112

Mayhar, Ardath

Medicine Walk
Macmillan 1985
A survival story set in the American Southwest. The lone survivor of a plane crash, Burr must find his way back to civilization.
Fiction
Chapter 4 Page 66

Mazer, Anne

Salamander Room
Knopf 1991
Through his imagination, a young boy changes his room into the perfect habitat for the salamander he found in the woods.
Picture Book
Chapter 3 Page 46

McCauley, Jane R.

Africa's Animal Giants
National Geographic 1987
Contains great pictures of noses of familiar African Animals.

Picture Book
Chapter 2 Page 37

McConnell, Rosemary

Amazon
Silver Burdett 1978
Examines the entire Amazon system including its exploration, plant and animal life and future. 'Rivers of the World' series.

Non-fiction, Older
Chapter 7 Page 96

McDermott, Gerald

Anansi the Spider
Holt 1972
Subtitled 'A Tale From the Ashanti,' this story is one of the Anansi tales that explains why the moon remains in the sky.

Picture Book
Chapter 3, 7 Page 50, 51, 98

Arrow to the Sun
Viking 1974
A Pueblo Indian Tale about a boy's quest to find his father. Caldecott Medal, 1975.

Picture book
Chapter 4 Page 66

McDonald, Megan

Is This a Home for a Hermit Crab?
Orchard 1990
Illustrated by S. D. Schindler. Hermit Crab's search for a new home takes him to several unsuitable 'houses' until he finds the perfect home.

Picture Book
Chapter 4 Page 74

McKenna, Nancy

Zulu Family
Lerner 1986
For younger readers, the lifestyle under apartheid is revealed.

Non-fiction, Younger
Chapter 7 Page 98

McKissack, Patricia

Inca
Children's Press 1985
An easy-to-read history of the Incas.
Non-fiction, Younger
Chapter 7 Page 96

Monkey-Monkey's Trick

Random 1988
Illustrated by Paul Meisel. Subtitled 'Based on an African Folk Tale,' this is the story of the building of Monkey-Monkey's house.

Easy Reader
Chapter 7 Page 98

McLeod, Emilie

Bear's Bicycle
Atlantic 1975
Illustrated by David McPhall. A bear learns bicycle safety the hard way.

Picture book
Chapter 5 Page 79, 84

McNulty, Faith

Lady and the Spider
Harper 1986
Illustrated by Bob Marshall. A spider who is living happily on a lettuce plant, finds adventure when his home is picked from the garden.

Picture Book
Chapter 3 Page 50

McPhail, David

Dream Child
Dutton 1985
A soothing lullaby adventure.
Picture Book
Chapter 1 Page 15

First Flight
Little, Brown 1987
A bear and a boy demonstrate appropriate and inappropriate behavior on an airliner.
Picture Book
Chapter 5 Page 82

McSwigan, Marie

Snow Treasure
Dutton 1942
Children help smuggle gold out of occupied Norway.
Fiction
Chapter 7 Page 108

Meltzer, Milton

Columbus and the World Around Him
Watts 1990
Serious and thought provoking biography of Columbus, describing his voyages, the impact of the Spaniards on the native people and the cultural influences of the natives on their conquerors.
Biography
Chapter 1 Page 14

Miller, Susanna

Beans and Peas
Carolrhoda 1990
The history, cultivation and use of beans and peas are described. Some recipes and projects are included. 'Foods We Eat' series.
Non-fiction, Younger
Chapter 8 Page 115

Minarik, Else

Little Bear
Harper 1961
Illustrated by Maurice Sendak. These four stories tell about Little Bear and his mother, including a birthday party and a trip to the moon. 'I Can Read' series.
Easy Reader
Chapter 5 Page 83

Mitchell, Henry

We'll Race You, Henry: a Story about Henry Ford
Carolrhoda 1986
Henry devoted his life to inventing and producing a vehicle that was reliable and purposeful.
Biography
Chapter 5 Page 79

Morey, Walt

Scrub Dog of Alaska
Dutton 1971
An adventure story involving an abandoned pup.
Fiction
Chapter 7 Page 100

Morimoto, Junko

Inch Boy
Viking 1986
A Japanese Tom Thumb.
Picture Book
Chapter 7 Page 106

Morrison, Dorothy

Under a Strong Wind: the Adventures of Jessie Benton Fremont
Macmillan 1983
Jessie Benton Fremont accompanied her explorer husband on many of his adventures.
Biography
Chapter 1 Page 15

Mosel, Arlene

Funny Little Woman

Dutton 1972

Illustrated by Blair Lent. An old woman chases a rice dumpling into disaster.

Caldecott Medal, 1973

Picture Book

Chapter 7 Page 106

Murphy, Shirley Rousseau

Tattle's River Journey

Dial 1985

Illustrated by Tomie dePaola. Tattle and her farm animals ride out a raging flood on her house top.

Picture Book

Chapter 4 Page 64

Musgrove, Margaret

Ashanti to Zulu: African Traditions

Dial 1976

Illustrated by Leo and Diane Dillon. Subtitled 'African Traditions,' 26 African tribal lifestyles are described. Caldecott Medal, 1977.

Picture Book

Chapter 7 Page 98

Nabwire, Constance

Cooking the African Way

Lerner 1988

Traditional African recipes are clearly presented.

Non-fiction, Older

Chapter 7 Page 98

Naldoo, Beverly

Journey to Jo'Burg

Harper 1986

Also available as a paperback. Set in South Africa, it tells the story of Naledi who travels to the city to find her mother.

Fiction

Chapter 7 Page 98

Nakano, Dokuohtel

Easy Origami

Viking 1986

Illustrated by Eric Kenneway. Origami for the beginner.

Non-fiction, Older

Chapter 7 Page 106

Namioka, Lensei

Valley of the Broken Cherry Trees

Delacorte 1980

The story of two 16th century samurai.

Fiction

Chapter 7 Page 106

Naylor, Phyllis R.

One of the Third Grade Thinkers

Macmillan 1988

Jimmy and his macho friends learn about real bravery.

Fiction

Chapter 4 Page 64

Nilsson, Ulf

If You Didn't Have Me

Macmillan 1987

Set in Sweden, a boy spends a lonely summer on his grandparents farm.

Fiction

Chapter 7 Page 108

Nixon, Joan Lowery

Family Apart

Bantam 1987

This first book in the Orphan Train Quartet, tells the story of five children who board the Orphan Train to Missouri for a better life.

Fiction

Chapter 5 Page 80

Noble, Trinka Hakes

Day Jimmy's Boa Ate the Wash

Dial 1980

Illustrated by Steven Kellogg. Jimmy's pet boa constrictor accompanies the class on a field trip to a farm with riotous results. Reading Rainbow #14/114.

Picture Book

Chapter 8 Page 112, 113

Jimmy's Boa and the Big Splash

Birthday Bash

Dial 1984

Illustrated by Steven Kellogg. Everyone ends up in the whale tank with Jimmy's goldfish, who wants to be a whale when he grows up.

Picture Book

Chapter 8 Page 112

Jimmy's Boa Bounces Back

Dial 1984

Illustrated by Steven Kellogg. Jimmy's boa gets loose at the garden club meeting.

Picture Book

Chapter 8 Page 112

Nolan, Dennis

Castle Builder

Macmillan 1987

A young boy builds an elaborate sand castle and magically becomes part of the action taking place inside his creation.

Picture Book

Chapter 4 Page 74

Nolan, Dennis

Dinosaur Dream

Macmillan 1990

Wilbur, a young dinosaur enthusiast, travels through time to help a baby Apatosaurus return to its own era.

Picture Book

Chapter 1 Page 15

Numeroff, Laura

If You Give a Mouse a Cookie

Harper 1985

Illustrated by Felicia Bond. A little mouse clutters the floor with things he has requested.

Picture Book

Chapter 3 Page 56

O'Dell, Scott

Black Star, Bright Dawn

Houghton 1988

An Eskimo girl runs the Iditarod Sled Dog Race.

Fiction

Chapter 7 Page 100

Island of the Blue Dolphins

Houghton 1960

An Indian girl is rescued after spending 18 years alone on an island. Newbery Medal, 1961.

Fiction

Chapter 1 Page 15

Streams to the River, River to the Sea

Houghton 1986

Historical novel of Sacagawea and the Lewis and Clark Expedition.

Fiction

Chapter 4 Page 64

O'Neill, Catherine

Dogs on Duty
National Geographic 1988
Describes various careers for dogs and how they are trained. 'Books for World Explorers' series.
Non-fiction, Older
Chapter 7 Page 100

Ommerod, Jan

This Little Nose
Lothrop 1987
A baby with a sick nose is shown various other noses belonging to toys and pets.
Picture Book
Chapter 2 Page 36, 37

Osborne, Mary Pope

American Tall Tales
Knopf 1991
Illustrated by Michael McCurdy. Color woodcuts highlight this collection of tall tales about nine American folk legends including Johnny Appleseed, Pecos Bill and Paul Bunyan.
Folklore Collection
Chapter 8 Page 115

Oxenbury, Helen

Shopping Trip
Dial 1982
Familiar scenes of a typical shopping trip with a toddler.
Picture Book
Chapter 2 Page 26

Paladino, Catherine

Pomona, the Birth of a Penguin
Watts 1991
Follows the incubation, birth and growth of a blackfooted penguin at the New England Aquarium. 'New England Aquarium' series.
Non-fiction, Older
Chapter 7 Page 102

Park, Barbara

Skinnybones
Knopf 1982
Alex has a great sense of humor and an amazing ability to exaggerate. These two qualities, get him in trouble and out of trouble throughout this comic tale.
Sequel: Almost Starring Skinnybones. Bluebonnet Winner, 1985.
Fiction
Chapter 8 Page 117

Parker, Nancy Winslow

President's Car
Harper 1981
Cars of the presidents have been varied and interesting as shown in this book.
Non-fiction, Younger
Chapter 5 Page 79

Parker, Nancy Winslow and Joan Richards Wri

Frogs, Toads, Lizards and Salamanders
Greenwillow 1990
Includes information on the physical characteristics, habits and environments of salamanders, toads, frogs and lizards.
Non-Fiction, Younger
Chapter 3 Page 46

Parker, Steve

Seashore
Knopf 1989
Packed with photographs and fascinating facts, this books explores life on the shore and in the shallows. 'Eyewitness' series.
Non-fiction, Older
Chapter 4 Page 74

Parsons, Alexandra

Amazing Birds

Knopf 1990

Text and color photographs introduce amazing members of the bird family. Includes flamingo, penguin, peacock and five others. 'Eyewitness Juniors' series.

Non-Fiction, Younger

Chapter 3 Page 54

Amazing Snakes

Knopf 1990

Large color photographs accompany factual information about a wide variety of snakes. 'Eyewitness Juniors' series.

Non-fiction, Younger

Chapter 8 Page 113

Amazing Spiders

Knopf 1990

Text and color photographs introduce amazing members of the spider family. Includes hairy spiders, water spiders and others. 'Eyewitness Juniors' series.

Non-Fiction, Younger

Chapter 3 Page 50

Paterson, Katherine

Sign of the Chrysanthemum

Harper 1973

Set in 12th century Japan, a boy tries to find his samurai father.

Fiction

Chapter 7 Page 106

Paterson, Katherine

Tale of the Mandarin Duck

Dutton 1990

Illustrated by Leo & Diane Dillon. A man and woman are rewarded for their kindness and compassion for two mandarin ducks.

Picture Book

Chapter 7 Page 106

Paulsen, Gary

Hatchet

Bradbury 1987

A story of survival set in the Canadian wilderness. Bluebonnet List, 90-91. Newbery Honor Book, 1988.

Fiction

Chapter 4, 5 Page 82

Voyage of the Frog

Orchard 1989

A boy must survive on a sailboat after being caught in a storm.

Fiction

Chapter 1 Page 15

Paxton, Tom

Engelbert the Elephant

Morrow 1990

Illustrated by Steven Kellogg. Engelbert is invited to the Queen's ball. Being the only non-human in attendance, his arrival scandalizes the guests, but his lovely manners and dancing skills soon win them over.

Picture Book

Chapter 8 Page 112

Pearce, Q. L.

Piranhas and Other Wonders of the Jungle

Messner 1990

Illustrated by Mary Ann Fraser. Surveys the exotic plants and animals that inhabit the world's rain forests. 'Amazing Science' series.

Non-fiction, Older

Chapter 4 Page 60

Peet, Bill

Big Bad Bruce

Houghton 1977

Big Bad Bruce, the bear, meets his match with Roxy the Witch.

Picture book

Chapter 4 Page 70

Petersen, P. J.

Going for the Big One

Delacorte 1986

Teenagers decide to hike across the Sierras to meet their dad in Alaska.

Fiction

Chapter 7 Page 100

Pinkwater, Daniel

Aunt Lulu

Macmillan 1988

Dedicated to good librarians everywhere, this story tells of Aunt Lulu, the librarian in Alaska, who delivers books to miners via dogsled.

Picture Book

Chapter 7 Page 100

Pinkwater, Daniel

Fat Men from Space

Dell 1977

Nutrition is the subject. Junk food raiders from outer space contribute to the adventure.

Fiction

Chapter 1 Page 15

Pluckrose, Henry

Vikings

Watts 1982

Early readers might also enjoy these accounts of the Viking voyages.

Non-fiction, Older

Chapter 7 Page 108

Polushkin, Maria

Who Said Meow?

Bradbury 1988

Illustrated by Ellen Weiss. A dog hears a 'meow' sound and encounters many animals and sounds before finding the source.

Picture Book

Chapter 2 Page 31

Potter, Beatrix

Tale of Mr. Jeremy Fisher

Warne 1934

A frog fishing from his lily pad doesn't catch any fish, but one catches him.

Picture Book

Chapter 3 Page 48

Tale of Two Bad Mice

Warne 1904

Two bad mice are caught pilfering a doll's house and must make amends.

Picture Book

Chapter 3 Page 56

Powzyk, Joyce

Tasmania

Lothrop 1987

A guided tour of the wildlife of Tasmania.

Non-fiction, Older

Chapter 7 Page 104

Prelutsky, Jack

Ride a Purple Pelican

Greenwillow 1986

Illustrated by Garth Williams. Imaginative nonsense rhymes.

Poetry Collection

Chapter 5 Page 83

Prelutsky, Jack, selector

Read-Aloud Rhymes for the Very Young

Knopf 1986

Illustrated by Marc Brown. A selection of lively poems by both traditional and contemporary poets. They are arranged around themes of concern to young children.

Poetry Collection

Chapter 5 Page 78

Provinsen, Alice and Martin

The Glorious Flight

Viking 1983

The story of the first flight across the English Channel by Louis Bleriot.

Caldecott Medal, 1984

Chapter 5 Page 82

Purdy, Carol

Iva Dunit and the Big Wind

Dial 1985

Illustrated by Steven Kellogg. Set on the American frontier, Iva proves her belief that we only need 'our wits, our strength, and young'uns that knows how to stay put.'

Picture Book

Chapter 4 Page 72

Quackenbush, Robert

Dogsled to Dred

Prentice 1987

Miss Mallard travels to Alaska to solve the mystery of the missing dogsled puppy. 'Miss Mallard Mystery' series.

Picture Book

Chapter 7 Page 100

Lost in the Amazon

Pippin 1990

Miss Mallard embarks on a 'duckective' episode on the Amazon to rescue a kidnapped scientist. 'Miss Mallard Mystery' series.

Fiction

Chapter 7 Page 96

Radin, Ruth Yaffe

High in the Mountains

Macmillan 1989

Illustrated by Ed Young. Memorable characteristics of the mountains are captured in both text and pictures.

Picture Book

Chapter 4 Page 62

Radlauer, Ruth

Denali National Park and Preserve

Children's Press 1981

This national park, located in Alaska, was formerly known as Mount McKinley National Park.

Non-fiction, Older

Chapter 7 Page 100

Raffi

Raffi Singable Songbook

Crown 1980

This collection of songs are from three Raffi albums: Singable Songs for the Very Young, More Singable Songs, and The Corner Grocery Store.

Professional

Chapter 2 Page 34

Second Raffi Songbook

Crown 1986

This collection of songs are from three Raffi albums: Baby Beluga, Rise and Shine, and One Light, One Sun.

Professional

Chapter 3, 5, 8 Page 45, 78, 83, 85, 115

Rau, Margaret

Red Earth, Blue Sky

Harper 1981

Subtitled 'The Australian Outback,' this book offers a look at the Australian barren land.

Non-fiction, Older

Chapter 7 Page 104

Reading Is Fundamental

RIF Guide to Encouraging Young Readers

Doubleday 1987

Edited by Ruth Graves. Suggests many ideas for introducing children to the joy of reading. The annotated bibliography is arranged by age.

Professional

Chapter 5 Page 76

Retan, Walter

Big Book of Real Trains

Grossett 1987

Illustrated by Richard Courtney. Describes freight and passenger trains and includes European and Japanese high speed trains.

Non-fiction, Older

Chapter 5 Page 80

Rice, Eve

Benny Bakes a Cake

Greenwillow 1981

Benny's birthday cake is ready, but Ralph the dog creates a disaster. Benny's dad saves the day in a loving and forgiving family situation.

Picture book

Chapter 2 Page 35

Sam Who Never Forgets

Greenwillow 1977

Poor elephant. Would Sam forget to feed him? Of course, not! The youngest children love this simple story.

Picture Book

Chapter 2 Page 34, 35

Ride, Sally and Susan Okie

To Space and Back

Lothrop 1986

America's first female astronaut describes her flight on the space shuttle.

Non-fiction, Older

Chapter 1 Page 14

Robinson, Marlene M.

Who Knows This Nose?

Dodd, Mead 1983

This may be too complicated for toddlers, but it provides good information for parents about introducing the sense of smell.

Non-fiction, Younger

Chapter 2 Page 37

Rockwell, Anne

Cars

Dutton 1984

Bright, colorful illustrations depict a variety of automobiles.

Non-fiction, Younger

Chapter 5 Page 79

Good Llama

World 1968

A South American version of the story of the Great Flood that also explains the importance of the cooling light of the moon.

Picture Book

Chapter 7 Page 96

In Our House

Crowell 1985

Simple pictures show a home with familiar rooms and activities lovingly enjoyed by a bear family. Good for naming activities.

Picture Book

Chapter 2 Page 26

Rockwell, Anne

My Kitchen

Greenwillow 1980

A simple presentation of a kitchen that will make a great 'point and say.'

Picture Book

Chapter 2 Page 35

Planes

Dutton 1985

A simple information book that illustrates various types of planes and the purpose of each one.

Picture Book

Chapter 5 Page 82

Rogers, Fred

Going on an Airplane

Putnam 1989

Preparation for flying from Mr. Rogers.

Non-fiction, Younger

Chapter 5 Page 82

Rogers, Jean

Goodbye, My Island

Greenwillow 1985

Illustrated by Rie Munoz. A young Eskimo girl describes life on King island during the year her family decides to leave the island forever.

Fiction

Chapter 7 Page 100

Romanova, Natalia

Once There was a Tree

Dutton 1985

Illustrated by Gennady Spirin. A tree that is struck by lightning provides food and shelter for many creatures for years to come. An intriguing science book with romantic illustrations.

Non-fiction, Younger

Chapter 4 Page 70

Roop, Peter and Connie

I. Columbus: My Journal, 1492-3
Walker 1990
The story of Columbus's first voyage unfolds through edited entries from the explorer's own journal.
Non-fiction, Older
Chapter 1, 5 Page 14, 81

Rowan, James P.

Prairies and Grasslands
Children's Press 1983
Defines and describes life on the prairies and grasslands of the world. "New True" series.
Non-fiction, Younger
Chapter 4 Page 72

Roy, Ron

Whose Shoes are These
Ticknor 1988
Photographs by Rosmarie Hauscherr. Readers are asked to identify 18 different types of shoes.
Picture Book
Chapter 5 Page 78

Ryan, Peter

Explorers and Mapmakers
Dutton 1989
Chronicles the efforts of explorers and mapmakers who with slow determination and a little luck, pieced together the map of the world. "Time Detectives" series.
Non-fiction, Older
Chapter 1 Page 14

Ryder, Joanne

Lizard in the Sun
Morrow 1990
Through evocative prose, a child is transformed into a lizard, just to see how it feels. "Just for a Day" series.
Picture Book
Chapter 3 Page 46

Rylant, Cynthia

Appalachia: the Voices of Sleeping Birds
HBJ 1991
Illustrated by Barry Moser. In elegant prose, Rylant tells of life in Appalachia. Rylant and Moser are both natives of the region and their emotional ties are in evidence throughout the book.
Picture Book
Chapter 4 Page 62

When I Was Young in the Mountains
Dutton 1982
Illustrated by Diane Goode. A look back on the pleasures of life in the mountains. Caldecott Honor Book, 1983.
Picture Book
Chapter 4 Page 62

Sachar, Louis

There's a Boy in the Girl's Bathroom
Knopf 1987
Bradley Chalkers, an unmanageable but lovable misfit, learns to believe in himself with the help of the new school counselor, Carla. Bluebonnet Winner, 1990.
Fiction
Chapter 8 Page 117

Sadler, Marilyn

Allstair in Outer Space
Prentice 1984

Illustrated by Roger Bollen. On a trip to the library, Allstair is carried off on a space ship. Reading Rainbow #27/307.

Picture Book

Chapter 1, 5 Page 15, 83

Sattler, Helen Roney

Train Whistles

Lothrop 1985

Illustrated by Giulio Maestro. A freight train is followed through night and day and all kinds of weather. Special signals conveyed by the whistles are explained.

Non-fiction, Younger

Chapter 5 Page 80, 84

Sandak, Cass

Arctic and Antarctic

Watts 1988

This title emphasizes the cold and forbidding nature of the Arctic and Antarctic regions.

Non-fiction, Older

Chapter 7 Page 102

Say, Allen

Bicycle Man

Houghton 1982

Set in occupied Japan, two American soldiers entertain Japanese school children with their bicycle tricks. Reading Rainbow #68/703.

Picture book

Chapter 5 Page 79

Sasaki, Isao

Snow

Viking 1982

This wordless story shows a rural railway station as trains come and go on a snowy day.

Picture Book

Chapter 5 Page 80

Scarry, Huck

Aboard a Steam Locomotive

Prentice 1987

Detailed drawings and information reveal the intricacies of the steam locomotive.

Non-fiction, Older

Chapter 5 Page 80

Sattler, Helen Roney

Giraffes, the Sentinels of the Savannas

Lothrop 1989

Illustrated by Christopher Santoro. A beautifully constructed book that explores the physiology of giraffes and the role they play on the African savannas. Bluebonnet List, 91-92.

Non-fiction, Older

Chapter 4,7 Page 72, 98

Schwartz, David M.

How Much is a Million?

Lothrop 1985

Illustrated by Steven Kellogg. A book that helps children understand a million, and a billion, and a trillion.

Picture Book

Chapter 8 Page 112

Schwartz, David M.

If You Made a Million

Lothrop 1989

Illustrated by Steven Kellogg. The concepts of banks and banking are explained using absurd and humorous examples.

Picture Book

Chapter 8 Page 112

Scieszka, Jon

Frog Prince, Continued

Viking 1991

Humorous imaginings of what happened after the kiss that turned the frog into the handsome prince.

Picture Book

Chapter 3 Page 48

Not-So-Jolly Roger

Viking 1991

Illustrated by Lane Smith. A Pirate adventure featuring the Time Warp Trio. The same threesome can be found in 'Knights of the Kitchen Table.'

Fiction

Chapter 4 Page 74

Scott, Ann

On Mother's Lap

McGraw Hill 1972

Illustrated by Glo Coalson. An Eskimo mother cuddles her young son and his toys on her lap. He thinks there is no room there for his little sister. Wrong!

Picture Book

Chapter 2, 7 Page 26, 100

Selsam, Millicent E. and Joyce Hunt

A First Look at Kangaroos, Koalas and Other Animals With Pouches

Walker 1985

An introduction to the marsupials of Australia.

Non-fiction, Younger

Chapter 7 Page 104

Service, Pamela

Vision Quest

Atheneum 1989

Space and time fiction mingle present day Nevada and ancient Indian lore.

Fiction

Chapter 4 Page 66

Service, Robert W.

Cremation of Sam McGee

Godine 1988

A poem set in the Alaska wilds, Sam's cremation just warms him up.

Poetry

Chapter 7 Page 100

Seuss, Dr.

Horton Hatches the Egg

Random 1940

A good natured elephant helps an ungrateful bird.

Picture Book

Chapter 3 Page 54

McElligot's Pool

Random 1947

A boy's imagination runs away with the kinds of fish he might catch.

Picture Book

Chapter 3 Page 52

Seuss, Dr.

One Fish, Two Fish, Red Fish, Blue Fish
Random 1960

Dr Seuss's zany rhymes, illustrations and made up creatures are featured in this beginning reader.

Easy Reader
Chapter 3 Page 52

Shannon, George

Lizard's Song
Greenwillow 1987

A bear is unable to remember a song the lizard sings about his home on the rocks. He finds a song the lizard makes up about his own home in a den much easier to recall.

Picture Book
Chapter 3 Page 46, 47

Piney Woods Peddler
Greenwillow 1981

Illustrated by Nancy Tafuri. A peddler sets out to find a shiny silver dollar for his dear darling daughter but returns with only a dime.

Picture Book
Chapter 4 Page 70

Showers, Paul

Listening Walk
Harper 1991

Illustrated by Alki. Reissue of 1961 publication. A girl learns to listen to the ordinary sounds in her neighborhood.

Picture Book
Chapter 5 Page 78

Siebert, Diane

Mojave
Crowell 1988

Poetry and illustrations evoke the wonder of the desert.

Picture Book
Chapter 4 Page 66

Train Song

Crowell 1990

Illustrated by Mike Wimmer. First published in Cricket magazine in 1981, poetic text provides insights into the workings of trains and railroads.

Picture Book
Chapter 5 Page 80

Silverstein, Shel

Where the Sidewalk Ends
Harper 1974

Hilarious poems make great read-alouds for any audience.

Poetry Collection
Chapter 8 Page 113

Simon, Seymour

Deserts
Morrow 1990

Photographs of American deserts, along with the text, explain the characteristics of deserts. Maps are included that show the locations of the deserts of the world.

Non-fiction, Older
Chapter 4 Page 66

Oceans
Morrow 1990

Dramatic photographs accompany the text which explains the physical characteristics of the world's oceans.

Non-fiction, Younger
Chapter 4 Page 74

Simon, Seymour

Paper Airplane Book

Viking 1971

An explanation of how planes fly and how various construction techniques affect flight.

Non-fiction, Older

Chapter 5 Page 82, 84

Volcanoes

Morrow 1988

Beautiful photographs enhance the explanations of the four kinds of volcanoes.

Non-fiction, Younger

Chapter 4 Page 68

Siplera, Paul P.

Road Amundsen and Robert Scott

Children's Press 1990

The search for the South Pole and the competition between Amundsen and Scott to be there first are described. The hardships as well as the rewards are documented. "World's Great Explorers" series.

Non-fiction, Older

Chapter 7 Page 102

Sis, Peter

Follow the Dream, the Story of Christopher Columbus

Knopf 1991

Pictorially recounts how Christopher Columbus achieved his dream of sailing west to the Orient.

Picture Book

Chapter 1 Page 14, 16

Sleator, William

Boy Who Reversed Himself

Dutton 1986

Laura makes a terrifying trip into the fourth dimension.

Fiction

Chapter 1 Page 15

Smith, E. Boyd

Railroad Book

Houghton 1983

Two turn-of-the-century children have an up-close view of the railroad and the people who run the trains. Recently reissued, this book is a piece of history, beautifully illustrated.

Fiction

Chapter 5 Page 80

Seashore Book

Houghton 1984

An earlier era of ships and shipbuilding is fictionalized through adventures of ships at sea.

Fiction

Chapter 4 Page 74

Smith, Robert Kimmel

War with Grandpa

Delacorte 1984

A young boy must give up his room for his grandfather.

Chapter 5 Page 85

Sobel, Donald J.

Encyclopedia Brown's Book of Wacky Cars

Morrow 1987

Includes enough car trivia to satisfy everyone.

Non-fiction, Older

Chapter 5 Page 79

Sobol, Donald J.

True Sea Adventures

Thomas Nelson 1975

True stories of ships at sea told by this favorite author.

Non-fiction, Older

Chapter 1 Page 15

Somme, Lauritz and Sybille Kalas

Penguin Family Book

Picture Book Studio 1988

This picture book provides a look at the inhabitants of Bouvet Island in the Antarctic Ocean.

Non-fiction, Younger

Chapter 7 Page 102

Spangenburg, Ray

Space People from A to Z

Facts on File 1990

Dictionary style entries offer information on space related people and concepts. 'Space Exploration' series.

Non-fiction, Older

Chapter 1 Page 14

Speare, Elizabeth George

Sign of the Beaver

Houghton 1983

Left alone to guard the family's wilderness home, Matt learns survival skills from Indian friends. Bluebonnet List, 84-85. Newbery Honor Book, 1984.

Fiction

Chapter 1, 4 Page 15, 70

Sperry, Armstrong

Call It Courage

Macmillan 1940

A Polynesian boy faces his fear of the sea. Newbery Medal, 1941.

Fiction

Chapter 5 Page 81

Spier, Peter

Bored--Nothing to Do!

Doubleday 1978

Two boys put together an airplane from objects in the garage and the house. Reading Rainbow #64/609.

Picture Book

Chapter 5 Page 82

Gobble, Growl, Grunt

Doubleday 1971

Children love to make the sounds of the many animals. As with most of Spier's work, this is not successful for storytime, but is great for up-close viewing.

Picture Book

Chapter 2 Page 31

Noah's Ark

Doubleday 1977

The animals on the Ark are the stars of this wordless yet realistic and energetic retelling. Caldecott Medal, 1978

Picture Book

Chapter 5 Page 81

Spurr, Elizabeth

Mrs. Minetta's Car Pool

Macmillan 1985

Children accompany Mrs. Minetta on adventures instead of going to school.

Picture Book

Chapter 5 Page 79

St. John, Jetty

A Family in Norway

Lerner 1988

Family life in Norway is presented through the daily life of one child.

Nonfiction, Older

Chapter 7 Page 108

Stanley, Diane and Peter Vennema

Shaka: King of the Zulus

Morrow 1988

This biography details the life of this 19th century Zulu chief. Bluebonnet List, 1991-92.

Biography

Chapter 7 Page 98

Staples, Suzanne Fisher

Shabanu, Daughter of the Wind

Knopf 1989

Set in modern day Pakistan, Shabanu must reconcile her own desires with those of duty and tradition. Newbery Honor Book, 1990.

Fiction

Chapter 4 Page 66

Steel, Anne

Samurai Warrior

Rourke 1988

The life of a samurai warrior is described.

Non-fiction, Older

Chapter 7 Page 106

Stelg, William

Gorky Rises

Farrar 1967

In this fantasy, Gorky mixes a concoction that makes him float through the air.

Picture Book

Chapter 3, 5 Page 48, 82

The Zabajaba Jungle

Farrar 1987

A trek with Leonard through a jungle full of animals and plants that help and hinder the exploration in peculiar ways.

Picture Book

Chapter 7 Page 96

Stephoe, John

Mufiro's Beautiful Daughters

Lothrop 1987

Two sisters reveal their true characters as they vie for the hand of the king. Set in Africa. Bluebonnet List, 1988-89. Reading Rainbow #55/510. Caldecott Honor Book, 1988.

Picture Book

Chapter 7 Page 98

Stevenson, James

"Could be Worse"

Greenwillow 1977

Mary Ann and Louie learn that Grandpa's life is anything but dull and boring.

Picture Book

Chapter 5 Page 85

Steyn, H.P.

Bushmen of the Kalahari

Rourke 1989

The history, culture and daily life of the hunter-gatherers who have lived in the deserts of southern Africa are explored. 'Original Peoples' series.

Non-fiction, Older

Chapter 7 Page 98

Stock, Catherine

Sophie's Knapsack

Lothrop 1988

Sophie enjoys an overnight hiking trip with her family.

Picture Book

Chapter 5 Page 78

Sullivan, George

Day We Walked on the Moon
Scholastic 1990
Subtitled: A Photo History of Space Exploration.
Non-fiction, Older
Chapter 1 Page 14

Sutcliff, Rosemary

Shining Company
Farrar 1990
Prosper, a twelve-year-old shield bearer, tells the story of the death of a band of British warriors.
Fiction
Chapter 7 Page 108

Swan, Robert

Destination: Antarctica
Scholastic 1988
This title features Robert Scott who, 'discovered' Antarctica only a little behind Roald Amundsen.
Non-fiction, Older
Chapter 7 Page 102

Tafari, Nancy

Junglewalk
Greenwillow 1988
Wordless nighttime adventure of a boy and his tiger. (Or is it his cat?)
Picture Book
Chapter 1, 4 Page 15, 60

Taylor, Theodore

Cay
Doubleday 1969
A shipwreck leaves young Phillip on a barren Caribbean Island with Timothy, a black West Indian. To survive, Phillip must come to terms with his blindness, his racism and his dependence on Timothy.
Fiction
Chapter 4 Page 74

Tejada, Susan Mondshein

Geo-Whiz!
National Geographic 1988
Fascinating geological and cultural facts from around the world invite readers on a journey into geography. 'Books for World Explorers' series.
Non-fiction, Older
Chapter 1 Page 14

Tejima, Keizaburo

Fox's Dream
Philomel 1987
A lonely fox finds a mate in snow covered woods.
Picture Book
Chapter 4 Page 70

Thiele, Colin

Storm Boy
Harper 1978
Illustrated by John Schoenherr. Set in Australia, a pet pelican is shot by a hunter.
Fiction
Chapter 7 Page 104

Thompson, Kathleen

Alaska
Raintree 1988
An Introduction to Alaska.
Non-fiction, Older
Chapter 7 Page 100

Trelease, Jim

Read-Aloud Handbook
Penguin 1989
The first part of the book is a pep talk about why reading is important, followed by an annotated list of titles to read aloud.
Professional
Chapter 5 Page 77

Trevor, Eleston

Amazing Lizards

Knopf 1991

Photographs by Jerry Young. Brilliant photographs introduce readers to basic facts about lizards. 'Eyewitness Juniors' series.

Non-Fiction, Younger

Chapter 5 Page 46

Trinca, Rod

One Woolly Wombat

Kane-Miller 1985

Illustrated by Kerry Argent. A counting book featuring Australian animals.

Picture book

Chapter 7 Page 104

Troughton, Joanna

How the Birds Changed Their Feathers

Bedrick 1986

The story of how the birds got their bright colors.

Picture Book

Chapter 7 Page 96

What Makes Tiddalik Laugh

Bedrick 1986

A frog drinks all the water on earth in this Australian folktale.

Picture Book

Chapter 7 Page 104

Turner, Ann

Grasshopper Summer

Macmillan 1989

Sam must adjust to his family's move from Kentucky to the Dakota territory. Bluebonnet List, 91-92.

Fiction

Chapter 4 Page 72

Uchida, Yoshiko

Magic Listening Cap

HBJ 1983

Fourteen Japanese folktales are retold in a simple and engaging manner.

Folklore Collection

Chapter 7 Page 106

Van Allsburg, Chris

Polar Express

Houghton 1985

The bell, the first gift of Christmas, still rings for the man who received it as a child in the year of the Polar Express. Caldecott Medal, 1986.

Picture book

Chapter 5 Page 80

Wreck of the Zephyr

Houghton 1983

An old man tells the story about a sailboat that was wrecked on an island where boats could float above the waves.

Picture Book

Chapter 5 Page 81

Van Vorst, M. L.

Norse Lullaby

Lothrop 1988

Illustrated by Margot Tomes. This poem was first published in St. Nicholas Magazine in 1897. It is a good choice for a cozy rocking chair on a cold evening.

Picture Book

Chapter 7 Page 108

Vaughn, Marcia K.

Wombat Stew
Silver Burdett 1986
Illustrated by Pamela Lofts. A fun introduction to the animals of Australia.
Picture Book
Chapter 7 Page 104

Wallace, Bill

Dog Called Kitty
Holiday 1980
Coming of age story in which Ricky must deal with his fear of dogs in order to take in a homeless pup. Bluebonnet Winner, 1983.
Fiction
Chapter 8 Page 117

Walsh, Ellen Stoll

Mouse Count
HBJ 1991
A snake counts ten mice as he swallows. They escape and 'uncount' themselves.
Picture Book
Chapter 3 Page 56

Warren, Cathy

Ten Alarm Camp-Out
Lothrop 1983
Illustrated by Steven Kellogg. A mother armadillo and her nine children go on a camp-out with unexpectedly humorous results.
Picture Book
Chapter 8 Page 112

Watanabe, Shigeo

How Do I Put It On?
Putnam 1980
From the 'I Can Do It Myself' series, shows a toddler bear asserting his own competence at dressing himself.
Picture Book
Chapter 2 Page 25, 26

Watanabe, Shigeo

What a Good Lunch
Putnam 1981
Bear is learning to eat. Toddlers will love to correct his mistakes!
Picture Book
Chapter 2 Page 34, 35

Watkins, Will

Sid Seal, Houseman
Orchard 1989
Sid Seal, turns up unexpectedly in the family bathtub only to become the butler and friend of Waltham de Swine, a young pig from a rather wealthy and upply family.
Fiction
Chapter 7 Page 102

Watts, Barrie

24 Hours on a Seashore
Watts 1990
Chronicles what happens to plants and animals along the seashore in sections entitled Early Morning, Daytime, Evening and Night.
Non-fiction, Older
Chapter 4 Page 74

Wax, Wendy and Della Rowland

Ten Things I Know About Penguins
Contemporary Books 1989
Illustrated by Thomas Payne. Simple introduction to penguins includes 10 facts, photographs and drawings.
Non-fiction, Younger
Chapter 7 Page 102

Weisner, David

Free Fall

Lothrop 1988

In a wordless adventure, a young boy's dreams take him to an unknown world.
Caldecott Honor Book, 1989.

Picture Book

Chapter 1 Page 15

Tuesday

Clarion 1991

In this wordless fantasy, the frogs lift-off on their lilly pads and fly through the night.

Picture Book

Chapter 3 Page 48

Weiss, Harvey.

How to Run a Railroad

Crowell 1977

A helpful and exciting book for the model train enthusiast.

Non-fiction, Older

Chapter 5 Page 80

Weiss, Nick

If You're Happy and You Know It

Greenwillow 1987

The subtitle is 'Eighteen Story Songs Set to Pictures.' These are familiar songs.

Picture Book

Chapter 2 Page 36, 37

Westcott, Nadine

I Know an Old Lady Who Swallowed a Fly

Little, Brown 1980

A wild rendition of this favorite nonsense verse.

Picture Book

Chapter 3 Page 50

Westman, Paul

Neil Armstrong: Space Pioneer

Lerner 1980

A brief biography, 64 pages, which emphasizes Armstrong's participation in the space program and the moon landing.

Biography

Chapter 1 Page 14

Weston, Reiko

Cooking the Japanese Way

Lerner 1982

Japanese food is prepared and explained.

Non-fiction, Older

Chapter 7 Page 106

Wheeler, Cindy

Marmalade's Picnic

Knopf

Marmalade the cat and friend decide this summer day is good for a picnic.

Picture Book

Chapter 2 Page 34, 35

Whelen, Gloria

Silver

Random House 1988

Rachel rescues her puppy, Silver, from a pack of wolves. 'Stepping Stone' series.

Fiction

Chapter 7 Page 100

Whitfield, Phillip

Why Do Volcanoes Erupt? Questions About Our Unique Planet

Viking 1990

Answers to 139 questions about the mysterious forces and natural wonders that define our planet. Written in conjunction with the Natural History Museum.

Non-fiction, Older

Chapter 4 Page 68

Wilder, Laura Ingalls

Little House on the Prairie

Harper 1953

One of the series of Wilder's popular 'Little House' books. Encourage readers to forget the television show and enjoy the real thing!

Fiction

Chapter 4 Page 72

Wildsmith, Brian

Python's Party

Watts 1975

Python plays an elaborate trick on all the other animals in an effort to eat them. The elephant, who isn't particularly tricky but is particularly large, saves the day.

Picture Book

Chapter 8 Page 114

Williams, Sue

I Went Walking

Gulliver 1990

Illustrated by Julie Vivas. This book has many uses, including colors and a predictable story line for young readers.

Picture Book

Chapter 2, 5 Page 28, 78

Williams, Vera B.

'More, More, More.' said the Baby

Greenwillow 1990

Three short stories of parental love bestowed on valued children. Multicultural. Caldecott Honor Book, 1991.

Picture Book

Chapter 2 Page 25, 26

Williams, Vera B.

Music, Music for Everyone

Greenwillow 1984

A sequel to 'A Chair for my Mother' and 'Something Special for Me.' Rosa's band plays for neighborhood parties to earn money to help pay Grandma's health care expenses.

Picture Book

Chapter 5 Page 85

Stringbean's Trip to the Shining Sea

Greenwillow 1988

This collection of postcards recounts a young boy's journey from Kansas to the West Coast. Bluebonnet List, 91-92.

Picture Book

Chapter 5 Page 79, 84

Three Days on a River in a Red Canoe.

Greenwillow 1981

This story of a weekend canoe trip shows the fun and excitement of canoeing. Reading Rainbow #9/109.

Picture Book

Chapter 4, 5 Page 64, 81

Willis, Jeanne

Earthlets as Explained by Professor Xargle

Dutton 1989

A professor from another planet tries to explain to his students just exactly what a baby from Earth is like.

Picture Book

Chapter 1 Page 15

Wilson, Barbara, ed.

**Illustrated Treasury of Australian
Stories & Verse for Children**
Australian Book 1988
*A collection of stories and poems of
Australia for children.*
Folklore Collection
Chapter 7 Page 104

Windro, Martin

Viking Warrior
Watts 1985
*The Viking soldier gives insight into Viking
civilization. 'Soldiers Through the Ages'
series.*
Non-fiction, Older
Chapter 7 Page 108

Winer, Yvonne

**Pocketful of Puppets: Three Plump Fish
and Other Short Stories**
Nancy Renfro Studios 1985
*Stories, patterns and suggestions for six
puppet presentations.*
Professional
Chapter 5 Page 48, 49, 56

Winthrop, Elizabeth

Shoes
Harper 1986
*Illustrated by William Joyce. A
celebration of shoes and feet in rhyme.*
Picture Book
Chapter 5 Page 78

Wisniewski, David

Elfwyn's Saga
Lothrop 1990
*Intricate cut-paper illustrations are
featured in this literary folk-tale of the
Viking child, Elfwyn and the Hidden Folk.*
Picture Book
Chapter 7 Page 108

Wisniewski, David

Warrior and the Wise Man
Lothrop 1989
*An original fairy tale describing the quests
of the twin sons of the emperor of Japan.*
Picture Book
Chapter 7 Page 106

Wolff, Ashley

A Year of Birds
Dodd, Mead 1984
*Each month of the year brings different
types of birds to Ellie's house.*
Picture Book
Chapter 3 Page 54

Wood, Audrey

Little Penguin's Tale
HBJ 1989
*Little Penguin, seeking fun in the snow,
dances with gooney birds, parties with a
Walrus, narrowly escapes a whale.*
Picture Book
Chapter 7 Page 102

Wright, Betty Ren

Christina's Ghost
Holiday 1985
*Christina's summer at Uncle Ralph's turns
into a ghostly adventure. Bluebonnet
Winner, 1988.*
Fiction
Chapter 8 Page 117

Dollhouse Murders

Holiday 1983
*The inhabitants of the dollhouse come to
life in this mystery about long-ago
murders. Bluebonnet Winner, 1986.*
Fiction
Chapter 8 Page 117

Wrightson, Patricia

Nargun and the Stars
Macmillan 1983

A fantasy set in Australia. Three boys encounter the nargun.

Fiction

Chapter 7 Page 104

Zolotow, Charlotte

Mr. Rabbit and the Lovely Present
Harper 1962

Illustrated by Maurice Sendak. Useful as a story about colors or birthdays. It packs a powerful but subtle ecology message.

Picture Book

Chapter 2 Page 27, 28, 35

Wyler, Rose

Science Fun with Toy Cars and Trucks
Messner 1986

Science experiments demonstrate the workings of cars and trucks.

Non-fiction, Older

Chapter 5 Page 79

Yolen, Jane

Commander Toad and the Big Black Hole

Putnam 1983

Illustrated by Bruce Degen. The black hole is really an extraterrestrial toad with a long, pink tongue.

Easy Reader

Chapter 1 Page 15

Yolen, Jane (editor)

Spaceships and Spells
Harper 1987

Collection of stories featuring 13 tales of fantasy and/or science fiction.

Fiction

Chapter 5 Page 83

Yorinks, Arthur


Louis the Fish
Farrar 1980

Louis, an unhappy butcher who hates meat, finds happiness when he wakes up to discover that he has turned into a salmon. Reading Rainbow #5/105.

Easy Reader

Chapter 3 Page 52

Audio Visual Resources



Discover the New World of Reading

Chapter Ten

Audio Visual Resources

Alphabetic listing of all audio visual materials in the manual

Adventures of Huckleberry Finn

Video 1939 89 Minutes MGM

Chapter 5 Page 81

Mickey Rooney stars in this black and white version of Mark Twain's classic tale.

Adventures of Huckleberry Finn

Video 1985 121 Minutes MCA

Chapter 5 Page 81

Patrick Day stars as Huckleberry Finn with Samm-Art Williams as Jim. Made for public TV.

Alexander the Car with the Missing Headlight

16 mm, Video 1966 14 minutes Weston Woods

Chapter 5 Page 79

Alexander drives his car around the world.

Allstair in Outer Space

Video nd 30 minutes GPN

Chapter 5 Page 83

Reading Rainbow program #27/307. Highlights of the video include Allstair's trip to the library via outer space; LeVar visits the Library of Congress; and Conan the Librarian appears.

Anansi the Spider

16 mm 1969 10 Minutes Landmark

Chapter 3 Page 50

Animated. Graphically relates the adventures of the spider, Anansi, hero of the Ashanti people of Ghana.

Animals at Home in the Desert

16 mm 1953 19 Minutes Phoenix
Chapter 4 Page 66

Live action. Presents the ways in which animals have adapted to live in the severe desert landscape. Includes information on the peccary, roadrunner, tarantula, tortoise and chuchawalla.

Around the World in Eighty Days

Video 1956 178 Minutes Warner
Chapter 5 Page 82

Based on Jules Verne's fantastic tale of a balloon trip around the world. Stars David Niven and Cantiflas. Won an Oscar for Best Picture and Musical Score.

Bored--Nothing to Do

Video rd 30 minutes GPN
Chapter 5 Page 82

Reading Rainbow program #64/609. Based on the book by Peter Spier. Two children make an airplane out of 'spare' parts found around the house and garage.

Boy and a Boa

16 mm 1975 13 Minutes Phoenix
Chapter 8 Page 114

Live action. Martin's boa, Nigel, gets loose in the library and takes viewers on a snake's eye tour of the facilities.

Boy, a Dog and a Frog

16 mm, Video 1981 9 Minutes Phoenix
Chapter 3 Page 48

Animated. Based on the book by Mercer Mayer, this film follows the adventures of a boy and his dog as they try to capture a frog.

Bridge to Teribithia

Video 1991 58 Minutes FMV
Chapter 4 Page 70

Jesse and the new girl create a fantasy world where he learns about friendship. Based on the book by Katherine Paterson. "Wonderworks" series.

Bringing the Rain to Kapiti Plain

Video nd 30 Minutes GPN
Chapter 4 Page 72

Reading Rainbow program #4/104. LeVar discusses the joys of rain and viewers visit a weather research station. James Earl Jones reads the feature book.

Broderick

16 mm 1980 10 Minutes Phoenix
Chapter 3 Page 56

Broderick, a broom closet mouse, decides to strive toward higher goals after reading stories about world famous mice.

Chitty-Chitty Bang-Bang

Video 1968 142 Minutes CBS Fox
Chapter 5 Page 82

Dick Van Dyke portrays an eccentric inventor who goes on a wild adventure with his children in their magical car.

Corner Grocery Store

Sound Recording 1979 Shoreline
Chapter 2 Page 34

Performed by Raffi with Ken Whiteley. Raffi sings many favorite songs for children.

Crab that Played with the Sea

16 mm 1984 12 Minutes Pyramid
Chapter 4 Page 74

Based on a selection from Kipling's Just So Stories, this film tells of the king crab's failure to find out his role in the pattern of things and the resulting consequences.

Dare the Wildest River

16 mm 1977 19 Minutes Pyramid
Chapter 4 Page 64

Live action. Exploring the Colorado River, on its journey through the Grand Canyon, a group of canoers run the dangerous rapids.

Desert Giant

Video nd 30 minutes GPN
Chapter 4 Page 66

Reading Rainbow program #62/607. Based on the book by the same title by Barbara Bash. Program highlights include a trip to the Sonoran Desert in Arizona and a real live 'Snake Man' with rattlesnakes.

Dive to the Coral Reef

Video nd 30 Minutes GPN
Chapter 4 Page 74

Reading Rainbow program #61/606. LeVar scuba dives off the Florida Keys. In addition to seeing tropical fish and a variety of coral, viewers visit with a 'reef doctor' who transplants living coral to repair damaged reefs.

Doctor De Soto

16 mm. Video 1984 10 Minutes Weston Woods
Chapter 3 Page 56

Animated. Based on the book by William Steig, this film features the brave mouse, Dr. De Soto, who is a very fine and clever dentist.

Dream Forest

16 mm 1985 25 Minutes Centre
Chapter 4 Page 70

A modern fairytale with a message about the survival of wildlife.

Fire Mountain

16 mm 1976 9 Minutes EBEC
Chapter 4 Page 68

Live action. Color, music and the natural sounds of an erupting volcano are all important features of this non-narrated film.

Foolish Frog

16 mm 1973 7 Minutes Weston Woods
Chapter 3 Page 48

Animated. Catchy, repetitious song adds to the enjoyment of this film about the importance of being active.

Frog Goes to Dinner

16 mm 1985 12 Minutes Phoenix
Chapter 3 Page 48

Animated. Based on the book by Mercer Mayer, the film shows the humorous results of taking a frog along to dinner at a restaurant.

Froggie Went a Courtin'

16 mm 1978 4 Minutes Lucerne
Chapter 3 Page 48

Animated. Depicts the action in the folk song of the frog who marries a mouse.

Gila Monsters Meet You at the Airport

Video nd 30 Minutes GPN

Chapter 4 Page 46, 66

Reading Rainbow program #8/108. Based on the book of the same title by Marjorie Sharmat. Theme: fear of the unknown.

Growing Up with the Captain

Sound Recording 1980 CBS

Chapter 2 Page 34

Captain Kangaroo introduces songs about manners, staying healthy, brushing teeth and crossing the street.

Happy Owls

16 mm 1976 8 Minutes Weston Woods

Chapter 3 Page 54

Two happy owls reveal the source of their joy to the quarreling barnyard fowl.

Hill of Fire

Video nd 30 Minutes GPN

Chapter 4 Page 68

Reading Rainbow program #23/303. Based on the story of the eruption of Paricutin Volcano in Mexico. Highlights include spectacular footage of a major eruption of Kilauea Volcano in Hawaii.

I Know an Old Lady Who Swallowed a Fly

16 mm 1966 6 Minutes International Film Bureau

Chapter 3 Page 50

Animated. Burl Ives provides the music for this film based on the popular children's song.

In the Jungle There is Lots to Do

16mm 1977 17 Minutes Uni Films
Chapter 4 Page 60

Animated. Through music, the animals of the jungle, large and small, demonstrate how they work together to make their home a safe and pleasant place to live.

Junglecat of the Amazon

16mm 1974 22 Minutes Disney
Chapter 4 Page 60

Live Action. The jaguar hunts and teaches its cubs the laws of survival in the South American jungle.

Kate Shelley and the Midnight Express

Video nd 30 Minutes GPN
Chapter 5 Page 80

Reading Rainbow #79/804. The Train to Lulu's by Elizabeth F. Howard, mentioned on page 80, is a review book in this Reading Rainbow program.

Kids Songs

Book and cassette 1986 Klutz Press
Chapter 8 Page 115

Sing-a-long book and tape by Nancy and John Cassidy, features 22 songs including 'Apples and Bananas' and 'Chicken Lips and Lizard Hips.'

Knots on a Counting Rope

Video nd 30 Minutes GPN
Chapter 4 Page 62

Reading Rainbow program #53/503. Theme: courage to face our fears.

Learning Basic Skills Through Music, Volume 1

Sound Recording nd Educational Activities
Chapter 2 Page 27

Words and music by Hap Palmer. Songs and games in this recording develop children's understanding of numbers, colors, the alphabet and body awareness.

Let's Sing Fingerplays

Sound Recording 1977 CMS
Chapter 2 Page 27, 28

Written and performed by Tom Glazer. Fingerplays with clear instructions are played and sung by Mr. Glazer.

Little Engine That Could

16 mm. Video 1963 11 minutes Coronet
Chapter 5 Page 80

Based on the book by Watty Piper. The little train carries the toys over the mountain for the children.

Mole and the Rocket

16mm 1973 10 Minutes Phoenix
Chapter 5 Page 83

Mole's spaceship takes off and crashes on a desert island.

Music for Ones and Twos

Sound Recording 1972 CMS
Chapter 2 Page 30

Written and performed by Tom Glazer. Many familiar songs and games for young children are set to music.

Railway Children

Video 1972 102 Minutes HBO
Chapter 5 Page 80

Three British children try to clear their father of false charges of espionage.

Star Wars

Video 1977 121 Minutes Fox
Chapter 5 Page 85

A science fiction adventure about a young man who rescues a rebel princess. Followed by The Empire Strikes Back and Return of the Jedi.

Swimmy

16mm 1972 6 Minutes G.B. Media
Chapter 3 Page 52

Animated. Based on the book by Leo Lionni, this film is Lionni's own interpretation of his original fable.

Swiss Family Robinson

Video 1960 128 Minutes Disney
Chapter 5 Page 81

This live action version of this classic story stars John Mills and Dorothy McGuire.

Swiss Family Robinson

Video nd 46 Minutes MGM
Chapter 5 Page 61

An animated version of this classic story.

Three by the Sea

Video nd 30 Minutes GPN

Chapter 4 Page 74

Reading Rainbow program #12/112. LeVar spends the day at the beach, reading Three by the Sea, learning about sea chanties, viewing a sand sculpture contest and exercising his imagination.

Three Days on a River in a Red Canoe

Video nd 30 Minutes GPN

Chapter 4, 5 Page 64, 81

Reading Rainbow #9/109. Based on the book of the same title by Vera Williams.

Trout that Stole the Rainbow

16 mm 1983 8 Minutes Guidance Associates

Chapter 3 Page 52

Animated. This film tells the story of the trout grabbing the rainbow from the sky and wrapping it around himself and thus becoming a rainbow trout.

Up

16 mm 1984 15 minutes Pyramid

Chapter 4 Page 62

Aerial photography of a hang gliding adventure.

Walkabout

Video 1971 121 Minutes Twentieth Century Fox

Chapter 4 Page 78

A fourteen-year-old girl and her younger brother, abandoned in the Australian Outback, are saved by the natural skills of an aborigine boy.

Walter the Waltzing Worm

Sound Recording 1982

Educational Activities

Chapter 2 Page 25, 26

Written and performed by Hap Palmer. Provides music for vocabulary enhancement for young children involving basic movement skills.

Where the Forest Meets the Sea


Video 1988 7 minutes

Films, Inc.

Chapter 9 Page 126

Based on the book by Jeannie Baker.

Clip Art



Discover the New World of Reading

Chapter Eleven



ADMIT ONE Texas Reading Club
ADMIT ONE Texas Reading Club
ADMIT ONE Texas Reading Club
ADMIT ONE Texas Reading Club

ADMIT ONE Texas Reading Club
ADMIT ONE Texas Reading Club
ADMIT ONE Texas Reading Club
ADMIT ONE Texas Reading Club


ADMIT ONE Texas Reading Club
ADMIT ONE Texas Reading Club
ADMIT ONE Texas Reading Club
ADMIT ONE Texas Reading Club

ADMIT ONE Texas Reading Club
ADMIT ONE Texas Reading Club
ADMIT ONE Texas Reading Club
ADMIT ONE Texas Reading Club

ADMIT ONE Texas Reading Club
ADMIT ONE Texas Reading Club
ADMIT ONE Texas Reading Club
ADMIT ONE Texas Reading Club






Discover
The
New
World
Of
Reading











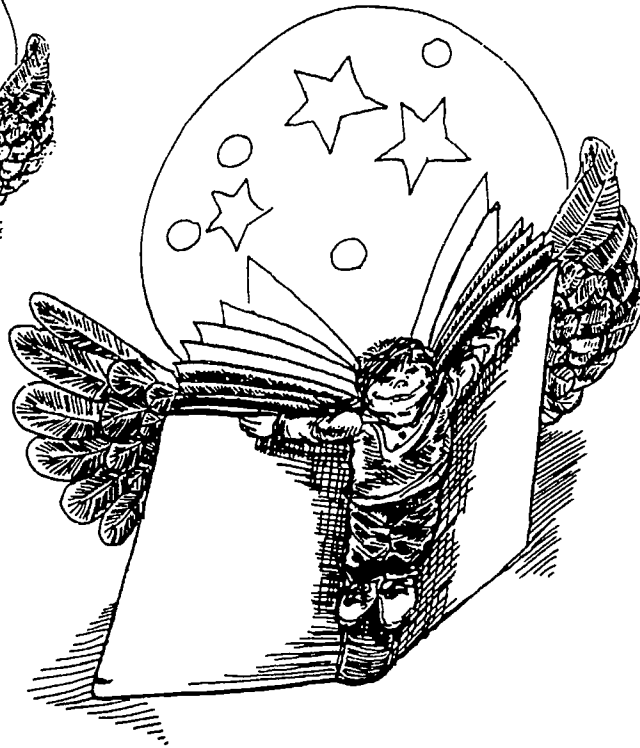


Discover
The
New
World
Of
Reading


Discover
The
New
World
Of
Reading






BEST COPY AVAILABLE



















DISCOVER THE NEW
WORLD OF READING




*Discover the New
World of Reading*



DISCOVER THE NEW WORLD OF READING

*Discover the New
World of Reading*


DISCOVER THE NEW WORLD OF READING



*Discover the New
World of Reading*




DISCOVER THE NEW WORLD OF READING



DISCOVER THE NEW
WORLD OF READING

DISCOVER THE NEW WORLD OF READING

*Discover the New
World of Reading*



DISCOVER THE NEW
WORLD OF READING



DESCUBRA EL MUNDO NUEVO DE LA LECTURA

DESCUBRA EL MUNDO NUEVO DE LA LECTURA

*Descubra el Mundo Nuevo
de la Lectura*

DESCUBRA EL MUNDO NUEVO DE LA LECTURA

*Descubra el Mundo Nuevo
de la Lectura*

Descubra
el Mundo
Nuevo
de la
Lectura

DESCUBRA EL MUNDO
NUEVO DE LA LECTURA




Descubra
el Mundo
Nuevo
de la
Lectura

DESCUBRA EL MUNDO NUEVO DE LA LECTURA


*Descubra el Mundo Nuevo
de la Lectura*

Descubra
el Mundo
Nuevo
de la
Lectura



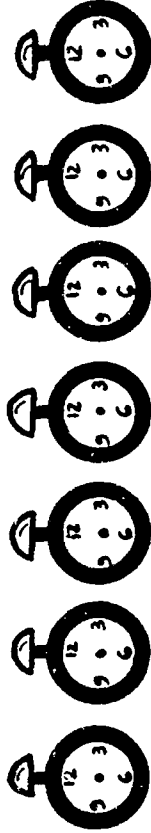
DESCUBRA
EL MUNDO
NUEVO DE
LA LECTURA

TIME LOG

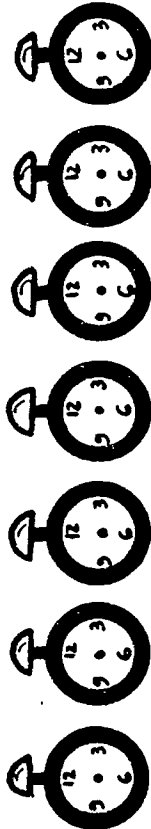


Read around the clock.

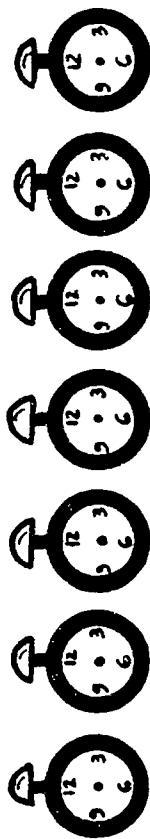
Make every minute count!



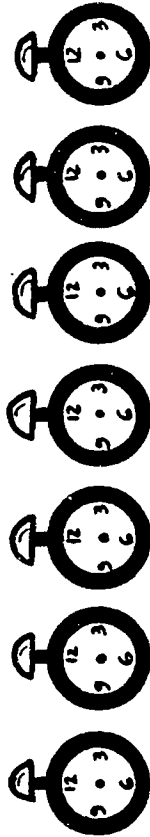
TOTAL



TOTAL



TOTAL



TOTAL

Name _____

Address _____


City _____


Zip _____

Phone _____

School _____


Grade _____






READING LOG

1. _____
2. _____
3. _____
4. _____
5. _____
6. _____
7. _____
8. _____
9. _____
10. _____
11. _____
12. _____



DISCOVER THE NEW WORLD OF READING




TEXAS
READING
CLUB

1992

Official Member

DISCOVER THE NEW WORLD OF READING



TEXAS
READING
CLUB

1992

Official Member

DISCOVER THE NEW WORLD OF READING




TEXAS
READING
CLUB

1992

Official Member

DISCOVER THE NEW WORLD OF READING



TEXAS
READING
CLUB

1992

Official Member

DISCOVER THE NEW WORLD OF READING



TEXAS
READING
CLUB

1992

Official Member

DISCOVER THE NEW WORLD OF READING




TEXAS
READING
CLUB

1992

Official Member

DISCOVER THE NEW WORLD OF READING




TEXAS
READING
CLUB

1992

Official Member

DISCOVER THE NEW WORLD OF READING



TEXAS
READING
CLUB

1992

Official Member


DISCOVER THE NEW WORLD OF READING



TEXAS
READING
CLUB

1992

Official Member



CERTIFICATE of APPRECIATION

PRESENTED to

SUPER VOLUNTEER for
TEXAS READING CLUB 1992

THE TEXAS STATE LIBRARY

Library

Date



CERTIFICATE of APPRECIATION




PRESENTED to

SUPER VOLUNTEER for
TEXAS READING CLUB 1992

THE TEXAS STATE LIBRARY

Library

Date



BEST COPY AVAILABLE